

# BEMORE



2013-2014 SEASON

# FLORIDA STATE

WOMEN'S BASKETBALL

# 2013-2014 SEMINOLE WOMEN'S BASKETBALL TV/RADIO CHART



**0**

**KAI JAMES**  
6-5 - C - Fr. - Palm Beach  
Gardens, Fla.



**1**

**MORGAN JONES**  
6-2 - G - r-Sr. - Lake Mary, Fla.



**3**

**EMIAH BINGLEY**  
5-7 - G - So. - Kansas City, Mo.



**5**

**CHEETAH DELGADO**  
5-2 - G - Sr. - Kissimmee, Fla.



**12**

**BRITTANY BROWN**  
5-8 - G - Fr. - Fort Walton  
Beach, Fla.



**14**

**GABI ALFONSO**  
5-6 - G - Sr. - Miami, Fla.



**15**

**MAEGAN CONWRIGHT**  
5-8 - G - Sr. - Arlington, Texas



**23**

**IVEY SLAUGHTER**  
6-1 - F - Fr. - Macon, Ga.



**24**

**SHAKENA RICHARDSON**  
5-4 - G - Jr. - Neptune, N.J.



**32**

**LAUREN COLEMAN**  
6-0 - F - r-Jr. -  
Lawrenceville, Ga.



**33**

**NATASHA HOWARD**  
6-3 - F - Sr. - Toledo, Ohio



**34**

**GABBY BEVILLARD**  
6-3 - F - Fr. - Bishop, Ga.



**SUE SEMRAU**  
Head Coach - 17th Season



**LANCE WHITE**  
Associate Head Coach - 11th Season



**RON HUGHEY**  
Assistant Coach - 2nd Season



**BROOKE WYCKOFF**  
Assistant Coach - 3rd Season



# TABLE OF CONTENTS

University and Athletic Administration ... 2	Dir. of Ops. Melissa Bruner .... 40
Media Information..... 3	Support Staff ..... 41
WNBA Connections ..... 4-5	2012-13 Review..... 42-45
Florida State Basketball Milestones... 6-9	In Memory..... 46-48
2013-14 Quick Facts ..... 10	Hall of Fame ..... 49-51
2013-14 Roster ..... 11	Retired Numbers ..... 52
2013 Foreign Tour ..... 12-13	All-Americans ..... 53
Season Preview..... 14	USA National Teams..... 54
Opponents ..... 15-18	Conference Awards ..... 55
Players..... 19-32	Academic Awards ..... 56
Cheetah Delgado ..... 19-20	Letterwinners ..... 57
Natasha Howard ..... 21-22	All-Time Jersey Numbers ..... 58
Lauren Coleman..... 23-24	Postseason History..... 59-61
Morgan Jones ..... 25	Conference History..... 62-63
Emiah Bingley ..... 26	Vs. Ranked Opponents ..... 64-65
Gabrielle Bevellard ..... 27	Records ..... 66-84
Brittany Brown ..... 28	Individual Season Records 66-67
Kai James ..... 29	Individual Career Records..... 68
Ivey Slaughter ..... 30	Team Records ..... 69
Maegan Conwright ..... 31	Miscellaneous Records ..... 70
Shakena Richardson..... 32	Year-By-Year Leaders ..... 71-72
Coaches/Staff ..... 33-41	Coaching Records..... 73-74
Head Coach Sue Semrau . 33-36	Series Records..... 75-80
Assoc.Head Coach Lance White.. 37	Year-By-Year Results ..... 81-84
Assistant Coach Ronald Hughey.. 38	Radio/TV Information..... 85
Assistant Coach Brooke Wyckoff . 39	



**ALMANAC CREDITS:** The 2013-14 Florida State Women's Basketball Almanac is a publication of the FSU Sports Information Office. Written and edited by Zach Stipe and Steve Stone, with editing and research assistance by Elliott Finebloom, Christa Salerno, Aaron Brecheisen, Caneka Hammonds, Brandon Mellor, Andrew McWilliams and Nicole Haves. Covers and page template designed by Grant Hawkins Design, Bryan, Texas. Page layout designed by Zach Stipe and Steve Stone. Featured Photographers: Ryals Lee, Mike Olivella, Larry Novoy, Ross Obley, FSU Photo Lab: Michelle Edmunds and Bill Lax, NBA Photos, Steve Musco, John Neiser, Chad Morris, David Barfield, Josh Lawhorn USA Basketball and Ron Sachs Media Group.



*Front Row (L. to R.):* Senior Maegan Conwright,\* freshman Ivey Slaughter, freshman Gabby Bevellard, redshirt sophomore Morgan Jones, redshirt junior Lauren Coleman, senior Natasha Howard, senior Yashira "Cheetah" Delgado, sophomore Emiah Bingley,^ freshman Brittany Brown, freshman Kai James, junior Shakena Richardson.\* *Back Row (L. to R.):* Graduate Assistant Latora King, Athletic Trainer Emily Hutcherson, Director of Recruiting Operations Carly Thibault, Student Assistant Morgan Toles, Director of Basketball Operations Melissa Bruner, Assistant Coach Brooke Wyckoff, Head Coach Sue Semrau, Associate Head Coach Lance White, Assistant Coach Ron Hughey, Graduate Assistant Josh Petersen, Video Coordinator Tyler Cleverly, Strength and Conditioning Coach Dave Plettli.

\*Sitting out the 2013-14 season due to NCAA Transfer Rules

^Eligible in spring semester



# UNIVERSITY & ATHLETIC ADMINISTRATION



DR. ERIC J. BARRON  
PRESIDENT



STAN WILCOX  
ATHLETICS DIRECTOR



PAMELA L. PERREWE'  
FACULTY ATHLETICS  
REPRESENTATIVE

## 2013-14 FLORIDA STATE BOARD OF TRUSTEES



Allan  
Bense, Chair



Kathryn  
Ballard



Edward E. "Ed"  
Burr



Joseph L.  
Camps



Rosalia  
Contreras



Emily  
Fleming Duda



Joseph  
Gruters



Wm. Andrew  
Haggard



Mark  
Hillis



Leslie  
Pantin



Margaret A. "Peggy"  
Rolando



Brent W.  
Semblar



Gary  
Tyson



VANESSA FUCHS  
SENIOR ASSOCIATE  
ATHLETICS DIRECTOR/SWA



MONK BONASORTE  
SENIOR ASSOCIATE  
ATHLETICS DIRECTOR



MATT BEHNKE  
ASSOCIATE ATHLETICS DIRECTOR/  
CFO



DR. GREG BEAUMONT  
SENIOR ASSOCIATE  
ATHLETICS DIRECTOR/  
ASSOCIATE DEAN



# MEDIA INFORMATION

## A NOTE TO THE MEDIA, FANS AND OPPONENTS

Florida State assistant sports information director Steve Stone is ready to assist you with any questions or requests you may have about the Florida State women's basketball team. Please do not hesitate to contact the FSU Sports Information office if we can further assist you.

## PLAYERS & COACHES INTERVIEWS

All players and coaches interviews should be arranged through the sports information office by contacting Steve Stone at (850) 644-4836 at least 24 hours in advance. Student-athlete's phone numbers will not be released. Media may not contact any student-athlete through the use of social media, including Facebook and Twitter.

## PRESS CREDENTIALS

Requests for working press credentials should be directed to the sports information office. Media representatives should contact Steve Stone at least 48 hours in advance by calling (850) 644-4836 (office) or (850) 363-0990 (cell), or by e-mailing him at sstone@fsu.edu.

## PHOTOGRAPHERS

Photographers are to contact the SID office, as well. Working area for all photographers will include the floor area at both ends of the court. Television camera persons should abide by the same guidelines as still photographers.

## RADIO

A complimentary radio line is available for visiting teams.

## GAME OPERATIONS

Pregame notes, rosters and running play-by-play will be provided along with halftime and final statistics. A fax machine is also available upon request. Live stats are available on www.seminoles.com for all home games.

## POSTGAME INTERVIEWS

Coach Semrau and requested players will be available after a 10-minute cooling-off period. No interviews will be given on the floor immediately following the game. The visiting coach and players will be brought in on a request basis only.

## TAP STATS

TapStats is an in-game statistical app that can be purchased through iTunes for a one-time price of \$4.99. It is compatible with your iPhone or iPad and operates the same way as any other popular live stats program, providing play by play, team and player stats, a score ticker and other essential features. The app requires iOS 3.1 or later on your iPhone and iPad. TapStats displays live data for HOME GAMES only.

## FOLLOW FSU WOMEN'S BASKETBALL ON TWITTER AND FACEBOOK

Media and fans are encouraged to follow @FSU\_WBasketball on the team's official Twitter page for instantaneous information surrounding the squad. Media and fans are also encouraged to follow Coach Semrau on Twitter at @CoachSueFSU and "Like" the Noles Facebook page at Facebook.com/FSUWomensBasketball.

## SEMINOLES.COM

Florida State University's official athletics website can be accessed by visiting www.seminoles.com. Women's basketball fans will be able to find pre-game notes, game stories and box scores, updated statistics, features and much, much more.

## THEACC.COM

The Atlantic Coast Conference official website can be accessed by visiting www.TheACC.com. In addition to links of all 15 ACC school athletic websites, TheACC.com will have an updated basketball release, including stats, following each day of competition. The ACC Player and Rookie of the Week will be posted on Monday afternoons.



**STEVE STONE**  
Assistant SID  
850-644-4836 (O)  
850-363-0990 (C)  
sstone@fsu.edu

## CONTACT US

850-644-1403 | FAX 850-644-3820

**Mailing Address**  
FSU Sports Information  
PO Box 2195  
Tallahassee, FL 32316

**Shipping Address**  
FSU Sports Information  
403 Stadium Drive, West  
Room D-107  
Tallahassee, FL 32306



**ELLIOTT FINEBLOOM**  
Asst. AD/SID  
850-644-1065 (O)  
850-445-6952 (C)  
efinebloom@fsu.edu



**KERWIN LONZO**  
Associate SID  
850-644-5656 (O)  
850-544-4630 (C)  
klonzo@fsu.edu



**BOB THOMAS**  
Associate SID  
850-644-0615 (O)  
850-694-1768 (C)  
bthomas2@fsu.edu



**CHUCK WALSH**  
Deputy SID  
850-644-1077 (O)  
850-694-2540 (C)  
cwalsh@fsu.edu



**JASON LETURMY**  
Assistant SID  
850-644-3920 (O)  
850-228-7568 (C)  
jleturmy@fsu.edu



**MARYJANE GARDNER**  
Assistant SID  
850-644-2016 (O)  
850-443-2148 (C)  
mgardner2@fsu.edu



**ZACH STIPE**  
Assistant SID  
850-645-7683 (O)  
850-228-7583 (C)  
zstipe@fsu.edu



**CHRISTA SALERNO**  
SID Assistant  
412-952-1162 (O)  
850-644-3920 (C)  
csalerno@fsu.edu

## LISTEN ON THE RADIO AND AT SEMINOLES.COM



**JONATHAN SCHILLACE**



**MELISSA BRUNER**

Florida State fans can follow the Seminoles whether on the road or at home as WNLS-AM (1270) of Tallahassee will carry every FSU women's basketball game this season.

Every game will also be broadcast over the Internet by accessing www.seminoles.com, the official athletics website of Florida State University.

Jonathan Schillace will be calling play-by-play for the Florida State women's basketball team. He has filled in for several games over the last couple years calling play-by-play, and is an invaluable member of the FSU athletics digital media staff.

Joining Schillace in what is her seventh season in the role of color analyst will be FSU Women's Basketball Director of Basketball Operations Melissa Bruner.



# WNBA CONNECTIONS

## FLORIDA STATE'S COACHES HAVE PRODUCED:

- 23 Past and Present WNBA Players
- 3 WNBA Champions
- 1 WNBA Most Valuable Player
- 1 WNBA Sixth Woman of the Year

## WNBA PLAYERS BY POSITION:

### Point Guards:

- Keisha Anderson
- Erin Grant
- Tamara Moore

### Wings:

- Mara Freshour
- Tanae Davis-Cain
- Alicia Gladden
- Roneeka Hodges
- Tia Paschal
- Jia Perkins
- April Sykes
- Sheryl Swoopes

### Versatile Forwards:

- Jacinta Monroe
- Britany Miller
- Brooke Wyckoff
- Latavia Coleman
- Levys Torres
- Michi Atkins
- Keitha Dickerson
- Plenette Pierson
- Alicia Thompson

### Centers:


- Angie Braziel
- Cisti Greenwalt
- Cierra Bravard

## ADDITIONAL ACCOLADES:

- 5 Gold Medals
- 2 NCAA Champions
- 13 All-Americans
- 3 Conference Players of the Year

## RECENT OVERSEAS PROFESSIONAL PLAYERS:


- Leonor Rodriguez (Spain)
- Chelsea Davis (Spain)
- Demetres Adams (Spain)
- Britany Miller (Spain)
- Cierra Bravard (Spain)
- Ilna Burgova (Czech Republic)
- Ashley Gayle (Bulgaria)
- Alicia Gladden (Poland, Serbia)
- Alysha Harvin (Spain, Iceland)
- Rashidat Junaid (Russia)
- Jacinta Monroe (Spain, China, France)
- Courtney Ward (Italy)
- Roneeka Hodges (Spain, Turkey)



WYCKOFF



MILLER & DAVIS-CAIN



COLEMAN



MONROE




GLADDEN



SWOOPES



# WNBA CONNECTIONS



## RONEEKA HODGES

There aren't many women's basketball teams that can tout nine-year WNBA veterans among its alumni. Florida State can count a couple during Sue Semrau's tenure. In addition to current assistant coach Brooke Wyckoff, who spent nine years in the WNBA, Roneeka Hodges just completed her ninth season in the American professional league.

The 2005 Florida State graduate began her career with the Houston Comets (2005-08) before spending time with the Minnesota Lynx (2009), San Antonio Silver Stars (2010-11), the Indiana Fever (2012) and the Tulsa Shock (2012-13).

Hodges, a 5-11 guard, was traded to the Shock halfway through the 2012 season, and started 16 games for the squad while averaging 10.5 ppg.

"I've been lucky," Hodges said. "I've had eight great seasons, and I'm very grateful for the opportunity. I'm thankful for the opportunity Coach Sue and FSU gave me. (Being the star at FSU) got me seen and got me known. It sparked my career."

Hodges transferred to the Seminoles from LSU in 2004. Her one season with the Noles was a memorable one. Hodges captured All-ACC First Team honors and led the Seminoles to a 24-8 record and a second-round appearance in the NCAA Tournament. She averaged 19.2 points per game and set a school record for scoring in a game that still stands, dropping 39 points in a thrilling win over Maryland.

"My time at Florida State was short, but it was amazing," Hodges said. "That season was great in general. We got to the tournament for the first time in awhile. We started building something special at Florida State."

Hodges was selected 15th overall in the WNBA Draft right after her season completed. She gives credit to Seminoles' head coach Sue Semrau and Florida State for helping develop her game and gain the maturity that comes with a professional basketball career.

"At FSU I became more of an all-around player and I learned a lot about the game," she said. "I love Coach Sue and FSU. Coach Sue and the staff were great people. Florida State got me prepared for adversity and it made me stronger mentally."

Hodges has also carved out a career overseas, playing for a European club nearly every WNBA offseason. In 2011, Hodges averaged 15.5 points per game for Istanbul Universitesi om Turkey. She began the 2012 season with Perfumerias Avenida in Spain.

"It's great," Hodges said. "I've been able to experience so many different cultures and learn so many life lessons playing in different countries. I've taken a lot from my career over there. I've had a lot of unique experiences."

Hodges also spent a season earlier in her career playing with Wyckoff in the Canary Islands in Spain.

"Brooke and I played one year in Spain together," she

said. "That was one of my best years – in the Canary Islands."

Hodges has no complaints about her profession and feels lucky to have a career she enjoys - whether its in the United States or overseas.

"I've grown a lot from playing overseas," she said. "It's been great getting to experience the world, and on top of it - getting paid to do something you love. It's a different lifestyle, but it's great to make a living playing basketball."

Hodges is part of a long line of FSU players who have played professionally in recent years. In the past year, recent center Cierra Bravard earned a spot on the Seattle Storm, while Leonor Rodriguez and Chelsea Davis each are playing overseas in Spain.

In her case, Hodges said she doesn't plan on retiring from the game she loves anytime soon.

### ALL-TIME FLORIDA STATE WNBA DRAFT PICKS

YEAR	PLAYER	ROUND	PICK	TEAM
2000	Latavia Coleman	3rd	48	Houston Comets
2001	Levys Torres	3rd	37	Miami Sol
2001	Brooke Wyckoff	2nd	26	Orlando Miracle
2005	Roneeka Hodges	2nd	15	Houston Comets
2009	Mara Freshour	3rd	38	Seattle Storm
2009	Tanae Davis-Cain	3rd	37	Detroit Shock
2009	Britany Miller	2nd	18	Detroit Shock
2010	Jacinta Monroe	1st	6	Washington Mystics

*Tia Pashcal also played a year in the WNBA with the Charlotte Sting in 1998.*

*Cierra Bravard was signed by the San Antonio SilverStars and competed in the 2012 pre-season. She then made the Seattle Storm's final roster in 2013.*



# FLORIDA STATE BASKETBALL MILESTONES



## 3-TIME ACC COACH OF THE YEAR

*Sue Semrau became the 10th head coach in Florida State women's basketball history in 1997-98 and quickly took the program to new heights, guiding the Seminoles to the NCAA Tournament for the first time in 10 years in 2001 before leading FSU to an unprecedented seven-straight NCAA Tournaments from 2005-11. The three-time ACC Coach of the Year (2001, 2005, 2009) helped guide the United States U18 and U19 teams to gold medals in 2010 and 2011, respectively. Semrau is the all-time winningest coach in FSU history.*

## FLORIDA'S FIRST

*Led by all-time leading scorer, Sue Galkantas (2,323 points), the Seminoles advanced to their first-ever NCAA Tournament during the 1982-83 season, becoming the first school from the state of Florida to advance to the "Big Dance."*



## WYCKOFF LEADS 2001 NOLES

*Led by senior star Brooke Wyckoff, Florida State advanced to the NCAA Tournament for the first time since 1991 in 2001. Wyckoff, Levys Torres and April Taylor all earned All-ACC honors for the 19-12 Seminoles. A highlight of the season came when the Noles upset No. 4 Duke, 71-69, in Durham for the first time since 1993. Led by Traylor's 30 points, FSU defeated Tulane, 72-70, in the first round of the NCAA Tournament.*



## BURNS THE BEST

*Wanda Burns led FSU to one of the greatest seasons in school history in 1991, leading the Seminoles to a 25-7 record and the Metro Conference Championship in their final year in the league. Burns averaged 18.5 ppg and was named Metro Conference Player of the Year as FSU advanced to the NCAA Tournament for the second consecutive year.*






# FLORIDA STATE BASKETBALL MILESTONES

## 09-10 ACC CHAMPS

*In 2009, the Seminoles finished with a 12-2 mark in conference play to capture their first regular season ACC title. A year later FSU did it again, compiling another 12-2 ACC mark to lead the conference in 2010. Florida State captured 11 different all-conference awards during the two-year streak.*



## HODGES HANGS 39 ON TERPS

*Senior star Roneeka Hodges scored a school-record 39 points to lead FSU to a 95-91 overtime win over No. 15 Maryland on Jan. 16, 2005, in Tallahassee. The Seminoles came back from 12 down in the second half, and Hodges scored seven points in the extra frame.*



## RECORD THREE

*The entertaining 2012-13 season was highlighted by a school-record three All-ACC First Team selections for FSU. They include guards Alexa Deluzio (pictured below) and Leonor Rodriguez and forward Natasha Howard.*



## 2010 ELITE EIGHT

*Led by All-ACC performers Jacinta Monroe and Courtney Ward, Florida State won a school-record 29 games and advanced to its first-ever NCAA Elite Eight with a 74-71 win over Mississippi State in the 2010 Dayton Regional Sweet 16.*





# FLORIDA STATE BASKETBALL MILESTONES

## THREE-SEED-THREE-PEAT



In 2009, Florida State was awarded its highest ever seed in the NCAA Tournament – a No. 3 seed in the Duluth Region. A year later, in 2010, the Seminoles nabbed a No. 3 seed again – this time in the Dayton Region. In 2011, the Seminoles completed the No. 3 seed three-peat at the Dallas Region.



## AN ALL-AMERICAN TRADITION

Numerous Seminoles have garnered All-America honors through the years, beginning with Sue Galkantas in 1983 and most recently by Cierra Bravard in 2011. Other notable FSU All-Americans include: Bev Burnett (1988), Wanda Burns (1991), Tia Paschal (1993) and Brooke Wyckoff (2001).



The importance of success in academics is a pillar of the FSU women's basketball program as Seminole student-athletes have captured over 100 ACC Academic Honor Roll and Academic All-ACC selections. Three former FSU stars have even earned ACC Postgraduate Scholarships: Christy Derlak (1993-94), Brooke Wyckoff (2000-01) and Christian Hunnicutt (2010-11).

## POST-GRADUATE SCHOLARS



# FLORIDA STATE BASKETBALL MILESTONES


## THE ACC'S BEST

Since joining the ACC in 1991, FSU has captured over 50 all-conference honors, including recent All-ACC First-Team award winners Jacinta Monroe (2010) and Cierra Bravard (2011), and 2011 ACC Defensive Player of the Year Christian Hunnicutt.



## NCAA STREAK

From 2005 to 2011, the Florida State women's basketball team was a mainstay in the 'Big Dance,' not just advancing to the NCAA Tournament, but winning a game seven years in a row.



## DOUBLE-DOUBLE MACHINE

Natasha Howard led the ACC with 12 double-doubles in 2011-12 en route to being named one of five players on the ACC All-Defensive Team and earning All-ACC Third Team honors. The 6-3 Toledo, Ohio native added 11 more double-doubles in 2012-13 and begins her senior season with 26 for her career, just six shy of breaking the school record of 31 by Sue Galkantas (1981-84).



# 2013-14 QUICK FACTS

## UNIVERSITY AND ADMINISTRATION

Location ..... Tallahassee, Fla.  
 Founded: ..... 1851  
 Enrollment ..... (as of Fall 2012) 41,301  
 President ..... Dr. Eric J. Barron (Florida State '73)  
 Athletics Director ..... Stan Wilcox (Notre Dame '81)  
 Senior Women's Administrator ..... Vanessa Fuchs (Florida State '01)  
 Colors ..... Garnet and Gold  
 Conference ..... Atlantic Coast  
 Arena (Capacity) ..... Donald L. Tucker Center (12,100)

## 2013-14 COACHES AND STAFF

Head Coach ..... Sue Semrau (UC-San Diego '85)  
 Career Record ..... 295-201\* (.595)/16 years  
 Record at Florida State ..... Same  
 Associate Head Coach ..... Lance White (Texas Tech '96)  
 Assistant Coaches ..... Ron Hughey (Limestone College '06)  
 ..... Brooke Wyckoff (Florida State '01)  
 Director of Basketball Operations ..... Melissa Bruner  
 Video Coordinator ..... Tyler Cleverly  
 Assistant Strength and Conditioning Coach ..... Dave Plettli  
 Assistant Athletic Trainer ..... Emily Hutcherson  
 Graduate Assistants ..... Josh Petersen, Latara King  
 Student Assistant ..... Morgan Toles  
 Equipment Manager ..... Erik Casto

## 2012-13 RESULTS

Overall Record ..... 23-10  
 Conference Record/Place ..... 11-7/4th  
 Home ..... 13-2  
 Away ..... 6-7  
 Neutral ..... 4-1

## PROGRAM HISTORY

First Year of Basketball ..... 1973-74  
 All-Time Overall Record ..... 624-554\* (.530)  
 All-Time ACC Record ..... 149-191 (.438)  
 NCAA Tournament Appearances ..... 12  
 '83, '90, '91, '01, '05, '06, '07, '08, '09, '10, '11, '13  
 All-Time NCAA Tournament Record ..... 12-11  
 Last NCAA Tournament Appearance ..... 2013  
 Results ..... 1st Rd., W, vs. Princeton, 60-44  
 ..... 2nd Rd., L, vs. Baylor, 85-47  
 Best NCAA Tournament Finish ..... Elite Eight, 2010  
 \* - 22 wins vacated by the NCAA

## RADIO BROADCAST

Station: ..... WNLS NewsRadio AM (1270)  
 ..... 100.7 FM WFLA, seminole.com  
 Play-by-Play ..... Jonathan Schillace (1st Season)  
 Color Analyst ..... Melissa Bruner (7th season)

## SOCIAL MEDIA

Twitter & Instagram ..... FSU\_WBasketball  
 Facebook ..... <http://www.facebook.com/FSUWomensBasketball>

## STARTERS RETURNING (1)

Name	Ht.	Cl.	Pos.	PPG	RPG
Natasha Howard	6-3	Sr.	F	12.7	7.5

## STARTERS LOST (4)

Name	Ht.	Cl.	Pos.	PPG	RPG
Morgan Toles	5-9	Sr.	G	5.4	3.8*
Chelsea Davis	6-2	Sr.	F	12.8	5.3
Alexa Deluzio	5-11	R-Sr.	G	13.8	4.6
Leonor Rodriguez	5-11	Sr.	G	14.9	3.6

\* assists per game

## OTHER RETURNEES (2)

Name	Ht.	Cl.	Pos.	PPG	RPG
Lauren Coleman	6-0	R-Jr.	F	2.3	2.3
Yashira "Cheetah" Delgado	5-2	Sr.	G	4.7	3.4

## NEWCOMERS (9)

Name	Ht.	Cl.	Pos.	Hometown/Last School
Gabi Alfonso	5-6	Sr.	G	Miami, Fla./Our Lady of Lourdes
Gabby Bevilard	6-3	Fr.	F	Bishop, Ga./Oconee
Emiah Bingley^	5-7	So.	G	Kansas City, Mo./Iowa State
Brittany Brown	5-8	Fr.	G	Fl. Walton Beach, Fla./Choctawhatchee
Maegan Conwright*	5-8	Sr.	G	Arlington, Texas/Kentucky
Kai James	6-5	Fr.	C	Palm Beach Gardens, Fla./Dwyer
Morgan Jones	6-2	R-So.	G/F	Lake Mary, Fla./Northwestern
Shakena Richardson*	5-4	Jr.	G	Neptune, N.J./Rutgers
Ivey Slaughter	6-1	Fr.	F	Macon, Ga./Tattnall Square

\*Will sit out the 2013-14 season per NCAA transfer rules

^ becomes eligible for the Spring semester

## NOTABLES

- All-America contender and senior forward Natasha Howard has 26 career double-doubles, which is second among active ACC players. The mark is just five from the FSU record of 31 set by Sue Galkantas (1981-84). Howard captured All-ACC First Team honors in 2012-13 after averaging 12.7 points and 7.5 boards.
- Senior point guard Yashira "Cheetah" Delgado played starters minutes a year ago and had the most total assists (148) last season of any returning player in the ACC. She ranked fifth in the ACC in assists (4.5) and ninth in steals (1.9) in 2012-13.
- FSU will put a school-record three McDonald's High School All-Americans on the court: freshman Kai James, redshirt sophomore Morgan Jones and Howard.
- Jones averaged 13.9 points, 6.0 boards and 3.3 assists, while earning honorable mention All-Big Ten and Big Ten All-Freshman honors at Northwestern in 2011-12.

## FSU SPORTS INFORMATION

Women's Basketball SID: ..... Steve Stone  
 E-Mail Address: ..... [ssstone@fsu.edu](mailto:ssstone@fsu.edu)  
 Office Phone: ..... (850) 644-4836  
 Cell Phone: ..... (850) 363-0990  
 Fax: ..... (850) 644-3820  
 Website: ..... [www.seminoles.com](http://www.seminoles.com)  
 Mailing Address: ..... Florida State Sports Information  
 403 Stadium Drive West, Room D-107  
 Tallahassee, FL 32306



# 2013-14 ROSTER

## NUMERICAL

No.	Player	Hgt	Pos	Yr	Hometown (Last School)
0	Kai James	6-5	C	Fr.	Palm Beach Gardens, Fla.(Dwyer)
1	Morgan Jones	6-2	G/F	R-So.	Lake Mary, Fla. (Lake Mary/Northwestern)
3	Emiah Bingley^	5-7	G	So.	Kansas City, Mo. (Iowa State)
5	Yashira "Cheetah" Delgado	5-2	G	Sr.	Kissimmee, Fla. (West Oaks HS/Hillsborough CC)
12	Brittany Brown	5-8	G	Fr.	Fort Walton Beach, Fla. (Choctawhatchee)
14	Gabi Alfonso	5-6	G	Sr.	Miami, Fla. (Our Lady of Lourdes)
15	Maegan Conwright*	5-8	G	Sr.	Arlington, Texas (Timberview HS/Kentucky)
23	Ivey Slaughter	6-1	F	Fr.	Macon, Ga. (Tattnall Square Academy)
24	Shakena Richardson*	5-4	G	Jr.	Neptune, N.J. (Neptune HS/Rutgers)
32	Lauren Coleman	6-0	F	R-Jr.	Lawrenceville, Ga. (Parkview)
33	Natasha Howard	6-3	F	Sr.	Toledo, Ohio (Morrison R. Waite)
34	Gabby Bevellard	6-3	F	Fr.	Bishop, Ga. (Oconee)

## ALPHABETICAL

No.	Player	Hgt	Pos	Yr	Hometown (Last School)
14	Gabi Alfonso	5-6	G	Sr.	Miami, Fla. (Our Lady of Lourdes)
34	Gabby Bevellard	6-3	F	Fr.	Bishop, Ga. (Oconee)
3	Emiah Bingley^	5-7	G	So.	Kansas City, Mo. (Iowa State)
12	Brittany Brown	5-8	G	Fr.	Fort Walton Beach, Fla. (Choctawhatchee)
32	Lauren Coleman	6-0	F	R-Jr.	Lawrenceville, Ga. (Parkview)
15	Maegan Conwright*	5-8	G	Sr.	Arlington, Texas (Timberview HS/Kentucky)
5	Yashira "Cheetah" Delgado	5-2	G	Sr.	Kissimmee, Fla. (West Oaks HS/Hillsborough CC)
33	Natasha Howard	6-3	F	Sr.	Toledo, Ohio (Morrison R. Waite)
0	Kai James	6-5	C	Fr.	Palm Beach Gardens, Fla.(Dwyer)
1	Morgan Jones	6-2	G/F	R-So.	Lake Mary, Fla. (Lake Mary/Northwestern)
24	Shakena Richardson*	5-4	G	Jr.	Neptune, N.J. (Neptune HS/Rutgers)
23	Ivey Slaughter	6-1	F	Fr.	Macon, Ga. (Tattnall Square Academy)

\* - will redshirt the 2013-14 season per NCAA transfer rules.

^ - becomes eligible for the Spring semester

## COACHES/STAFF

Head Coach: Sue Semrau (17th season)

Associate Head Coach: Lance White (11th season)

Assistant Coach: Ron Hughey (2nd season)

Assistant Coach: Brooke Wyckoff (3rd season)

Dir. of Basketball Ops.: Melissa Bruner (8th season)

Video Coordinator: Tyler Cleverly (7th season)

Graduate Assistant: Josh Petersen (2nd season)

Graduate Assistant: Latara King (1st season)

Student Assistant: Morgan Toles (1st season)

## PRONUNCIATION GUIDE

Yashira Delgado Ya-sheer-uh Del-god-o

Kai James Kie (rhymes with hi)

Emiah Bingley A-my-uh

Ron Hughey Huey

Sue Semrau "rau" rhymes with wow



# 2013 FOREIGN TOUR PRESENTED BY NIKE



## THE TRIP OF A LIFETIME

The 2013-14 Florida State women's basketball team didn't need to worry about team bonding on the first official day of practice this season. That's because this current group of 'Noles got a head start in the best way possible - experiencing other parts of the world on a foreign tour experience presented by Nike.

In August 2013, the Seminoles traveled to both Senegal and Italy to not only compete against other national and pro teams, but to experience the culture of other countries and spread their influence of basketball beyond the realm of Tallahassee. The 'Noles did everything from teaching basketball to the youth of Senegal, shopping in Italy, visiting the African safari and much more to create an unforgettable cultural experience.

"The trip was everything we had anticipated," head coach Sue Semrau said. "It was educational, challenging, a great bonding experience, and certainly we're blessed to have a company like Nike put us in that situation where we can have that kind of education."

Indeed, it will be a trip that all of the current players, coaches and support staff will remember forever.

"The safari was pretty cool, Semrau added. "You're up close and personal with a zebra and a giraffe and rhino, so it was really a cool thing. But what I think was even better was the opportunity we had through Nike to do a clinic for the young boys and girls in that community. They're so hungry - you set up a defensive slide station and they're just busting it."





# 2013 FOREIGN TOUR PRESENTED BY NIKE





# SEASON PREVIEW

Fresh off an exciting season in 2012-13, the Florida State women's basketball team returns to the hardwood this year having lost some experienced pieces yet having retained and replenished a newer group filled with an immeasurable amount of talent.

With five key seniors graduating last season that helped guide the Seminoles to a second-round NCAA Tournament appearance, Florida State's lone returning starter is a pretty good one to build around. Senior forward Natasha Howard, a 6-foot-3 do-it-all player, enters her final year as a 'Nole boasting 26 career-doubles. Known for being a highly-skilled player who can also do the dirty work, Howard's double-double total is second among active ACC players.

The Toledo, Ohio, native and former McDonald's All-American finished fourth on the team in scoring last season, averaging 12.7 points while pulling down 7.5 boards. Luckily for Howard, she won't have to do things alone as she teams with a talented cast of performers ready to lead Florida State to its ninth NCAA Tournament in the past 10 seasons.

Playing a big role in last year's team that finished 23-10 overall and 11-7 in the ACC was speedy point guard Yashira "Cheetah" Delgado, who has high expectations this season entering her senior year. At 5-foot-2, Delgado is a blur on the court who can push the pace and find spot-up shooters on the drive. The Kissimmee, Fla., native split floor general duties last season with current student assistant Morgan Toles and led the 'Noles with 148 assists.

Sitting out last year due to NCAA transfer rules, redshirt sophomore guard Morgan Jones gets her opportunity to break through with the 'Noles this season after practicing and learning the intricacies of head coach Sue Semrau's schematics in 2012-13. The Lake Mary, Fla., native has already earned the reputation as a highly-versatile player after capturing honorable mention All-Big Ten honors in her freshman year at Northwestern, where she averaged nearly 14 points, six rebounds, 3.3 assists and shot 75.2 percent from the charity stripe. Jones was named to the coaches' five-player ACC Newcomer Watch List on Oct. 23, signifying the respect that other league coaches have for her.

Heading into the season, the immense turnover on the roster that is highlighted by eight newcomers has not fazed the rest of the conference. At the annual ACC Women's Basketball Media Day, Florida State was selected to finish fifth in the league by the Blue Ribbon Panel and sixth by the league's coaches. Even with the presence of reigning Final Four contender Notre Dame and the infusion of new basketball talent in Syracuse and Pitt, Florida State has built itself into a respectable basketball program that continues to make waves with their overall play and recruiting prowess off the court.

Looking to provide a major boost for the Seminoles this season is a highly-skilled freshmen class. While the game of basketball has started to evolve into a game by the guards, Florida State still believes success starts from the inside-out as it introduces freshman center Kai James to the forefront. The native of Palm Beach Gardens, Fla., was rated the No. 3 center in the 2013 signing class by ESPN HoopGurlz and also played in

the 2013 McDonald's All-American Game. James became a double-double machine at Dwyer High School. The combination of her and Howard on the inside gives Florida State a strong chance to hold the edge on the glass in several games.

In fact, Florida State can say that entering its first game of the season against UNC Greensboro on Nov. 8, it will boast three McDonald's All-Americans in James, Jones and Howard.

Freshman guard Brittany Brown is a skilled shooter who can fill up the bucket in a hurry. The Fort Walton Beach, Fla., native was actually a finalist for the McDonald's All-American team and averaged 18.6 points per game for Choctawhatchee High. Perhaps even more importantly, Brown has proven to be a clutch shooter with the game on the line, finishing with two buzzer-beaters in last year's high school state tournament. The Florida State faithful hope to watch her get on a hot streak and have her game translate seamlessly from high school to college.

Redshirt junior forward Lauren Coleman figures to be another important piece for the Seminoles this season, being one of just three returnees who played in 2012-13. The Lawrenceville, Ga., native's hard-working ways earned her time in the rotation as last year progressed, providing valuable minutes heading into tournament time.

Two other freshmen compose FSU's 2013 class, including forward Ivey Slaughter. The Macon, Ga., native was ranked as the No. 21 forward in her signing class and brings a tremendous amount of athleticism to the floor. Slaughter expects to compete for playing time as she has shown an ability to drive the lane and put pressure on the defense in the post.

FSU's other freshman, Gabrielle Bevellard, is forced to miss the 2013-14 season due to an ACL injury sustained in the pre-season. The 6-foot-3 forward from Bishop, Ga., was another do-it-all player recruited by the 'Noles, showing the ability to be physical in the post and get loose balls. Bevellard will work to come back from her knee injury even stronger and factor prominently into the 2014-15 year.

Semrau and her staff are also looking toward Iowa State transfer guard Emiah Bingley, who is expected to become eligible once the fall semester is completed. Although the combo guard will have to miss the early portion of the season, she will look to provide big minutes and make a contribution as the season heats up during ACC play.

Due to NCAA transfer rules, senior guard



**Seniors Cheetah Delgado (L) and Natasha Howard (R) are ready to lead the way for Florida State this year.**

Maegan Conwright and junior guard Shakena Richardson will sit out the year and become eligible beginning in the 2014-15 season. Conwright started 20 games in her three years at Kentucky and played in six NCAA Tournament games. Richardson also logged valuable minutes as a member of Rutgers and looks to prepare the current set of 'Noles adequately in practice this year while making strides in her own game.

The 'Noles once again have a daunting schedule ahead of them, which is expected of any program competing in the ACC. Florida State faces 11 opponents who played in the 2013 NCAA Tournament, including newcomer Notre Dame at home and fellow Final Four participant Louisville on the road. An arduous 16-game conference schedule includes home matches against preseason ACC champion pick Duke (Jan. 23), Notre Dame (Feb. 6) and North Carolina (Jan. 12).


Included in the non-conference portion of home games is the hosting of Michigan State on Dec. 4 as part of the annual Big Ten/ACC Challenge. All 15 Florida State women's hoops games at home will be televised/streamed on ESPNU, an ACC Regional Sports Network or through ESPN3.com.

On the road, FSU plays at Cincinnati (Nov. 13), Florida (Nov. 21) and Louisville (Nov. 24) and heads to the Long Beach Classic on Dec. 20-21. In conference play, the 'Noles battle Miami (Jan. 9), Maryland (Feb. 20) and a slew of other ACC opponents on the road.





# OPPONENTS



**UNC-GREENSBORO**


**Nov. 8, 2013**  
Tallahassee, Fla.

**QUICK FACTS**  
Location: Greensboro, N.C.  
Founded: 1891  
Nickname: Spartans  
Enrollment: 18,425  
Colors: Gold, White & Navy  
Conference: Southern  
Arena/Capacity: Fleming Gymnasium/1,833  
Series with FSU: Florida State leads 1-0

**BASKETBALL FACTS**  
Head Coach: Wendy Palmer (Virginia, '96)  
Record at School/Years: 12-48/2  
Career Record/Years: 12-48/2  
Assistant Coaches: Darren Guensch, and LaToya Carter

**SPORTS INFORMATION**  
Basketball Contact: Chip Welch  
Email: chip.welch@uncg.edu  
Website: www.UNCGSpartans.com

**TEAM INFORMATION**  
2012-13 Record: 8-23  
Conference Record: 4-16  
Starters Returning/Lost: 4/1  
Letterwinners Returning/Lost: 7/7



**CINCINNATI**


**Nov. 13, 2013**  
Cincinnati, Ohio

**QUICK FACTS**  
Location: Cincinnati, Ohio  
Founded: 1819  
Nickname: Bearcats  
Enrollment: 42,421  
Colors: Red & Black  
Conference: American Athletic  
Arena/Capacity: Fifth Third Arena/13,176  
Series with FSU: Florida State leads 12-8

**BASKETBALL FACTS**  
Head Coach: Jamelle Elliot (Connecticut, '96)  
Record at School/Years: 49-71/4  
Career Record/Years: 49-71/4  
Assistant Coaches: Tasha McDowell, Katie Rokus, and Aaron Swinson

**SPORTS INFORMATION**  
Basketball Contact: Katie Botsis  
Email: katie.botsis@uc.edu  
Website: www.GoBEARCATS.com

**TEAM INFORMATION**  
2012-13 Record: 12-18  
Conference Record: 4-12 (Big East)  
Starters Returning/Lost: 4/1  
Letterwinners Returning/Lost: 9/3



**PRAIRIE VIEW ASM**


**Nov. 17, 2013**  
Tallahassee, Fla.

**QUICK FACTS**  
Location: Prairie View, Texas  
Founded: 1876  
Nickname: Panthers  
Enrollment: 8,900  
Colors: Purple & Gold  
Conference: Southwestern Atlantic  
Arena/Capacity: William Nicks Building/5,520  
Series with FSU: First Meeting

**BASKETBALL FACTS**  
Head Coach: Dawn Brown (Jackson State, '05)  
Record at School/Years: First Season  
Career Record/Years: First Season  
Assistant Coaches: India Elliott, Tron Griffin, and Damon Moore

**SPORTS INFORMATION**  
Basketball Contact: Ryan McGinty  
Email: rjmcginty@pvamu.edu  
Website: www.pvpanthers.com

**TEAM INFORMATION**  
2012-13 Record: 17-15  
Conference Record: 11-7  
Starters Returning/Lost: 2/3  
Letterwinners Returning/Lost: 8/7



**FLORIDA**


**Nov. 21, 2013**  
Gainesville, Fla.

**QUICK FACTS**  
Location: Gainesville, Fla.  
Founded: 1853  
Nickname: Gators  
Enrollment: 49,785  
Colors: Orange & Blue  
Conference: Southeastern  
Arena/Capacity: Stephen C. O'Connell Center/11,373  
Series with FSU: Florida leads 42-31

**BASKETBALL FACTS**  
Head Coach: Amanda Butler (Florida, '95)  
Record at School/Years: 98-67/5  
Career Record/Years: 138-89/7  
Assistant Coaches: Angela Crosby, David Lowery, and Muriel Page

**SPORTS INFORMATION**  
Basketball Contact: Kathy Cafazzo  
Email: kathyc@gators.ufl.edu  
Website: www.gatorzone.com

**TEAM INFORMATION**  
2012-13 Record: 22-15  
Conference Record: 6-10  
Starters Returning/Lost: 3/2  
Letterwinners Returning/Lost: 6/4



**LOUISVILLE**


**Nov. 24, 2013**  
Louisville, Ky.

**QUICK FACTS**  
Location: Louisville, Ky.  
Founded: 1798  
Nickname: Cardinals  
Enrollment: 24,000  
Colors: Red & Black  
Conference: American Athletic  
Arena/Capacity: KFC Yum! Center/22,000  
Series with FSU: Florida State leads 12-11

**BASKETBALL FACTS**  
Head Coach: Jeff Walz (Northern Kentucky '95)  
Record at School/Years: 148-65/6  
Career Record/Years: 148-65/6  
Assistant Coaches: Stephanie Norman, Sam Purcell, and Samantha Williams

**SPORTS INFORMATION**  
Basketball Contact: Kim Pemberton  
Email: kimp@gocards.com  
Website: www.GoCards.com

**TEAM INFORMATION**  
2012-13 Record: 29-9  
Conference Record: 11-5 (Big East)  
Starters Returning/Lost: 5-0  
Letterwinners Returning/Lost: 12-2



**STETSON**

**Nov. 29, 2013**  
Tallahassee, Fla.

**QUICK FACTS**  
Location: DeLand, Fla.  
Founded: 1883  
Nickname: Hatters  
Enrollment: 2,516  
Colors: Hunter Green & White  
Conference: Atlantic Sun  
Arena/Capacity: Edmunds Center/4,000  
Series with FSU: Florida State leads 15-4

**BASKETBALL FACTS**  
Head Coach: Lynn Bria (Charleston [W.Va.], '90)  
Record at School/Years: 81-79/5  
Career Record/Years: 234-292/18  
Assistant Coaches: Pam Brown, David Saur, and Kenny Anderson

**SPORTS INFORMATION**  
Basketball Contact: Jamie Batalle  
Email: jbatall@stetson.edu  
Website: www.gohatters.com

**TEAM INFORMATION**  
2012-13 Record: 24-9  
Conference Record: 14-4  
Starters Returning/Lost: 3/2  
Letterwinners Returning/Lost: 6-7



**MIAMI (OH)**


**Dec. 1, 2013**  
Oxford, Ohio

**QUICK FACTS**  
Location: Oxford, Ohio  
Founded: 1809  
Nickname: RedHawks  
Enrollment: 17,551  
Colors: Red & White  
Conference: Mid-America  
Arena/Capacity: Millett Hall/9,200  
Series with FSU: Florida State leads 2-0

**BASKETBALL FACTS**  
Head Coach: Cleve Wright (Berea, '89)  
Record at School/Years: First Season  
Career Record/Years: 233-100/10  
Assistant Coaches: Colleen Day, Rachel Folcik, and Patrick Henry

**SPORTS INFORMATION**  
Basketball Contact: Mike Roth  
Email: rothmb@miamioh.edu  
Website: www.muredhawks.com

**TEAM INFORMATION**  
2012-13 Record: 19-13  
Conference Record: 10-6  
Starters Returning/Lost: 3/2  
Letterwinners Returning/Lost: 9/2



**MICHIGAN STATE**

**Dec. 4, 2013**  
Tallahassee, Fla.  
(Big Ten/ACC Challenge)

**QUICK FACTS**  
Location: East Lansing, Mich.  
Founded: 1855  
Nickname: Spartans  
Enrollment: 48,800  
Colors: Green & White  
Conference: Big Ten  
Arena/Capacity: Breslin Center/14,759  
Series with FSU: Michigan State leads 2-0


**BASKETBALL FACTS**  
Head Coach: Suzy Merchant (Central Michigan, '91)  
Record at School/Years: 140-62/6  
Career Record/Years: 341-182/18  
Assistant Coaches: Amaka Aququa, McKell Copeland, and Mark Simons

**SPORTS INFORMATION**  
Basketball Contact: Jim Donatelli  
Email: jdonatelli@ath.msu.edu  
Website: www.msuspartans.com

**TEAM INFORMATION**  
2012-13 Record: 25-9  
Conference Record: 10-6  
Starters Returning/Lost: 3/2  
Letterwinners Returning/Lost: 9/4



# OPPONENTS



**JACKSONVILLE**


**Dec. 8, 2013**  
Tallahassee, Fla.

**QUICK FACTS**  
Location: Jacksonville, Fla.  
Founded: 1934  
Nickname: Dolphins  
Enrollment: 3,936  
Colors: Green & Gold  
Conference: Atlantic Sun  
Arena/Capacity: Veterans Memorial Arena/5,191  
Series with FSU: Florida State leads 2-0

**BASKETBALL FACTS**  
Head Coach: Yolett McPhee-McCain (Rhode Island, '04)  
Record at School/Years: First Season  
Career Record/Years: First Season  
Assistant Coaches: Camielle Collier, Farnell Haney, and Brandon Rohr

**SPORTS INFORMATION**  
Basketball Contact: Monya Williams  
Email: mwillia@ju.edu  
Website: www.judolphins.com

**TEAM INFORMATION**  
2012-13 Record: 11-19  
Conference Record: 7-11  
Starters Returning/Lost: 3/2  
Letterwinners Returning/Lost: 8/2



**NORTH FLORIDA**


**Dec. 16, 2013**  
Tallahassee, Fla.

**QUICK FACTS**  
Location: Jacksonville, Fla.  
Founded: 1965  
Nickname: Ospreys  
Enrollment: 16,357  
Colors: Navy & Gray  
Conference: Atlantic Sun  
Arena/Capacity: UNF Arena/5,800  
Series with FSU: Florida State leads 2-0

**BASKETBALL FACTS**  
Head Coach: Mary Tappmeyer (SUNY-Cortland, '81)  
Record at School/Years: 296-310/21  
Career Record/Years: 391-395/28  
Assistant Coaches: Nancy Miller, Keunta Miles, and Erica White

**SPORTS INFORMATION**  
Basketball Contact: Colleen O'Connell  
Email: c.oconnell@unf.edu  
Website: www.UNFospreys.com

**TEAM INFORMATION**  
2012-13 Record: 12-19  
Conference Record: 7-11  
Starters Returning/Lost: 3/2  
Letterwinners Returning/Lost: 9/6



**PACIFIC**


**Dec. 20, 2013**  
Long Beach, Calif.  
(Long Beach Classic)

**QUICK FACTS**  
Location: Stockton, Calif.  
Founded: 1851  
Nickname: Tigers  
Enrollment: 7,000  
Colors: Orange & Black  
Conference: West Coast  
Arena/Capacity: Alex G. Spanos Center/6,150  
Series with FSU: First Meeting

**BASKETBALL FACTS**  
Head Coach: Lynne Roberts (Seattle Pacific, '97)  
Record at School/Years: 96-120/7  
Career Record/Years: 182-151/11  
Assistant Coaches: Bradley Davis, Gavin Peterson, and Amy VanHollebeke

**SPORTS INFORMATION**  
Basketball Contact: Kevin Wilkinson  
Email: kwilkinson1@pacific.edu  
Website: www.pacifictigers.com

**TEAM INFORMATION**  
2012-13 Record: 27-8  
Conference Record: 14-4  
Starters Returning/Lost: 2/3  
Letterwinners Returning/Lost: 7/6



**LONG BEACH STATE**


**Dec. 21, 2013**  
Long Beach, Calif.  
(Long Beach Classic)

**QUICK FACTS**  
Location: Long Beach, Calif.  
Founded: 1949  
Nickname: 49ers  
Enrollment: 36,288  
Colors: Black & Gold  
Conference: Big West  
Arena/Capacity: Walter Pyramid/4,200  
Series with FSU: Florida State leads 1-0

**BASKETBALL FACTS**  
Head Coach: Jody Wynn (USC, '96)  
Record at School/Years: 51-74/4  
Career Record/Years: 51-74/4  
Assistant Coaches: Derek Wynn, Jeff Cammon, and Kari LaPlante

**SPORTS INFORMATION**  
Basketball Contact: Andrea Ohta  
Email: andrea.ohta@csulb.edu  
Website: www.longbeachstate.com

**TEAM INFORMATION**  
2012-13 Record: 16-16  
Conference Record: 9-9  
Starters Returning/Lost: 4/1  
Letterwinners Returning/Lost: 7/3



**RICHMOND**


**Dec. 21, 2013**  
Long Beach, Calif.  
(Long Beach Classic)

**QUICK FACTS**  
Location: Richmond, Va.  
Founded: 1830  
Nickname: Spiders  
Enrollment: 2,950  
Colors: Blue & Red  
Conference: Atlantic 10  
Arena/Capacity: Robins Center/7,200  
Series with FSU: Richmond leads 2-1

**BASKETBALL FACTS**  
Head Coach: Michael Shafer (William & Mary, '94)  
Record at School/Years: 141-111/9  
Career Record/Years: 141-111/9  
Assistant Coaches: Ginny Doyle, Ebony Tanner Moore, and Cori Chambers

**SPORTS INFORMATION**  
Basketball Contact: Rachel Park  
Email: rpark@richmond.edu  
Website: www.RichmondSpiders.com

**TEAM INFORMATION**  
2012-13 Record: 16-16  
Conference Record: 6-8  
Starters Returning/Lost: 2/3  
Letterwinners Returning/Lost: 11/4



**TENNESSEE-MARTIN**

**Dec. 28, 2013**  
Tallahassee, Fla.

**QUICK FACTS**  
Location: Martin, Tenn.  
Founded: 1900  
Nickname: Skyhawks  
Enrollment: 8,400  
Colors: Navy Blue & Orange  
Conference: Ohio Valley  
Arena/Capacity: Elam Center/5,000  
Series with FSU: First Meeting

**BASKETBALL FACTS**  
Head Coach: Kevin McMillan (Rhodes '89)  
Record at School/Years: 74-54/4  
Career Record/Years: 74-54/4  
Assistant Coaches: Brian Haskins, David Russell, and Alecia Dudley

**SPORTS INFORMATION**  
Basketball Contact: Alex Boggis  
Email: daboggis@utm.edu  
Website: www.utmsports.com

**TEAM INFORMATION**  
2012-13 Record: 19-15  
Conference Record: 11-5  
Starters Returning/Lost: 3/2  
Letterwinners Returning/Lost: 8/6



**PITTSBURGH**


**Jan. 2, 2014**  
Pittsburgh, Pa.

**QUICK FACTS**  
Location: Pittsburgh, Pa.  
Founded: 1787  
Nickname: Panthers  
Enrollment: 28,823  
Colors: Blue & Vegas Gold  
Conference: Atlantic Coast  
Arena/Capacity: Peterson Events Center/12,508  
Series with FSU: First Meeting

**BASKETBALL FACTS**  
Head Coach: Suzie McConnell-Serio (Penn St. '88)  
Record at School/Years: First Season  
Career Record/Years: 123-68/6  
Assistant Coaches: Kathy McConnell Miller, Carmen Bruce, and Lindsay Richards

**SPORTS INFORMATION**  
Basketball Contact: Becky Hart  
Email: bhart@athletics.pitt.edu  
Website: www.pittsburghpanthers.com

**TEAM INFORMATION**  
2012-13 Record: 9-21  
Conference Record: 0-16 (Big East)  
Starters Returning/Lost: 5/0  
Letterwinners Returning/Lost: 8/2



**MIAMI**

**Jan. 9, 2014** | **Feb. 16, 2014**  
Coral Gables, Fla. | Tallahassee, Fla.

**QUICK FACTS**  
Location: Coral Gables, Fla.  
Founded: 1925  
Nickname: Hurricanes  
Enrollment: 15,629  
Colors: Orange, Green & White  
Conference: Atlantic Coast  
Arena/Capacity: BankUnited Center/7,200  
Series with FSU: Florida State leads 30-11


**BASKETBALL FACTS**  
Head Coach: Katie Meier (Duke, '90)  
Record at School/Years: 126-95/7  
Career Record/Years: 202-140/11  
Assistant Coaches: Octavia Blue, Darrick Gibbs, and Carolyn Kieger

**SPORTS INFORMATION**  
Basketball Contact: Scott Zavitz  
Email: szavitz@miami.edu  
Website: www.HurricaneSports.com

**TEAM INFORMATION**  
2012-13 Record: 26-6  
Conference Record: 14-2  
Starters Returning/Lost: 2/3  
Letterwinners Returning/Lost: 10/3



# OPPONENTS



**NORTH CAROLINA**


**Jan. 12, 2014**  
Tallahassee, Fla.

**QUICK FACTS**  
Location: Chapel Hill, N.C.  
Founded: 1789  
Nickname: Tar Heels  
Enrollment: 18,503  
Colors: Carolina Blue & White  
Conference: Atlantic Coast  
Arena/Capacity: Carmichael Arena/6,822  
Series with FSU: North Carolina leads 31-10

**BASKETBALL FACTS**  
Head Coach: Sylvia Hatchell (Carson-Newman, '74)  
Record at School/Years: 636-241/27  
Career Record/Years: 908-321/38  
Assistant Coaches: Andrew Calder, Tracey Williams-Johnson, and Ivory Latta

**SPORTS INFORMATION**  
Basketball Contact: Mark Kimmel  
Email: mkimmel@unc.edu  
Website: www.goheels.com

**TEAM INFORMATION**  
2012-13 Record: 29-7  
Conference Record: 14-4  
Starters Returning/Lost: 2/3  
Letterwinners Returning/Lost: 7/3



**NC STATE**


**Jan. 16, 2014**  
Raleigh, N.C.

**QUICK FACTS**  
Location: Raleigh, N.C.  
Founded: 1887  
Nickname: Wolfpack  
Enrollment: 34,340  
Colors: Red & White  
Conference: Atlantic Coast  
Arena/Capacity: Reynolds Coliseum/8,560  
Series with FSU: NC State leads 26-13

**BASKETBALL FACTS**  
Head Coach: Wes Moore (Johnson Bible College, '84)  
Record at School/Years: First Season  
Career Record/Years: 558-169/24  
Assistant Coaches: Nikki West, Gene Hill, and Lindsay Edmonds

**SPORTS INFORMATION**  
Basketball Contact: Brett Compton  
Email: bacompto@ncsu.edu  
Website: www.gopack.com

**TEAM INFORMATION**  
2012-13 Record: 17-17  
Conference Record: 7-11  
Starters Returning/Lost: 4/1  
Letterwinners Returning/Lost: 9/3



**VIRGINIA**


**Jan. 19, 2014** | **Mar. 2, 2014**  
Charlottesville, Va. | Tallahassee, Fla.

**QUICK FACTS**  
Location: Charlottesville, Va.  
Founded: 1819  
Nickname: Cavalier  
Enrollment: 21,095  
Colors: Navy & Orange  
Conference: Atlantic Coast  
Arena/Capacity: John Paul Jones Arena/14,593  
Series with FSU: Virginia leads 33-13

**BASKETBALL FACTS**  
Head Coach: Joanne Boyle (Duke, '85)  
Record at School/Years: 41-25/2  
Career Record/Years: 270-129/11  
Assistant Coaches: Kim McNeil, Cory McNeil, and La'Keshia Frett Meredith

**SPORTS INFORMATION**  
Basketball Contact: Melissa Dudek  
Email: mdudek@virginia.edu  
Website: www.virginiasports.com

**TEAM INFORMATION**  
2012-13 Record: 16-14  
Conference Record: 8-10  
Starters Returning/Lost: 3/3  
Letterwinners Returning/Lost: 7/4



**DUKE**


**Jan. 23, 2014**  
Tallahassee, Fla.

**QUICK FACTS**  
Location: Durham, N.C.  
Founded: 1838  
Nickname: Blue Devils  
Enrollment: 6,526  
Colors: Dark Blue & White  
Conference: Atlantic Coast  
Arena/Capacity: Cameron Indoor Stadium/9,314  
Series with FSU: Duke leads 34-8

**BASKETBALL FACTS**  
Head Coach: Joanne P. McCallie (Northwestern, '87)  
Record at School/Years: 174-35/6  
Career Record/Years: 490-183/21  
Assistant Coaches: Al Brown, Candice M. Jackson, and Hernando Planells

**SPORTS INFORMATION**  
Basketball Contact: Lindy Brown  
Email: lbrown@duaa.duke.edu  
Website: www.goduke.com

**TEAM INFORMATION**  
2012-13 Record: 33-3  
Conference Record: 17-1  
Starters Returning/Lost: 5/0  
Letterwinners Returning/Lost: 11/2



**VIRGINIA TECH**


**Jan. 26, 2014**  
Tallahassee, Fla.

**QUICK FACTS**  
Location: Blacksburg, Va.  
Founded: 1872  
Nickname: Hokies  
Enrollment: 19,911  
Colors: Chicago Maroon & Burnt Orange  
Conference: Atlantic Coast  
Arena/Capacity: Cassell Coliseum/9,900  
Series with FSU: Florida State leads 21-10

**BASKETBALL FACTS**  
Head Coach: Dennis Wolff (Connecticut, '78)  
Record at School/Years: 17-43/2  
Career Record/Years: 440-179/20  
Assistant Coaches: Thomas Joyce, Brett Shelby, and Jermaine Woods

**SPORTS INFORMATION**  
Basketball Contact: April Goode  
Email: a.goode@vt.edu  
Website: www.hokiesports.com

**TEAM INFORMATION**  
2012-13 Record: 10-20  
Conference Record: 4-14  
Starters Returning/Lost: 4/1  
Letterwinners Returning/Lost: 8/7



**WAKE FOREST**


**Feb. 2, 2014**  
Winston Salem, N.C.

**QUICK FACTS**  
Location: Winston-Salem, N.C.  
Founded: 1834  
Nickname: Demon Deacons  
Enrollment: 4,815  
Colors: Old Gold & Black  
Conference: Atlantic Coast  
Arena/Capacity: Lawrence Joel Veteran Memorial Coliseum/14,665  
Series with FSU: Florida State leads 23-16

**BASKETBALL FACTS**  
Head Coach: Jen Hoover (Wake Forest, '91)  
Record at School/Years: 13-19/1  
Career Record/Years: 33-32/2  
Assistant Coaches: Mike Terry, Gayle Coats Fulks, and Clarisse Garcia

**SPORTS INFORMATION**  
Basketball Contact: Gary Petit  
Email: petigm@wfu.edu  
Website: www.wakeforestsports.com

**TEAM INFORMATION**  
2012-13 Record: 13-19  
Conference Record: 5-13  
Starters Returning/Lost: 2/3  
Letterwinners Returning/Lost: 6/6



**NOTRE DAME**


**Feb. 6, 2014**  
Tallahassee, Fla.

**QUICK FACTS**  
Location: Notre Dame, Ind.  
Founded: 1842  
Nickname: Fighting Irish  
Enrollment: 12,004  
Colors: Gold & Blue  
Conference: Atlantic Coast  
Arena/Capacity: Edmund P. Joyce Center/9,149  
Series with FSU: First Meeting

**BASKETBALL FACTS**  
Head Coach: Muffet McGraw (St. Joseph's, '77)  
Record at School/Years: 626-217/26  
Career Record/Years: 714-258/31  
Assistant Coaches: Carol Owens, Beth Cunningham, and Niele Ivey

**SPORTS INFORMATION**  
Basketball Contact: Chris Masters  
Email: master.5@nd.edu  
Website: www.und.com

**TEAM INFORMATION**  
2012-13 Record: 35-2  
Conference Record: 16-0 (Big East)  
Starters Returning/Lost: 4/1  
Letterwinners Returning/Lost: 10/2



**BOSTON COLLEGE**

**Feb. 9, 2014**  
Tallahassee, Fla.

**QUICK FACTS**  
Location: Chestnut Hill, Mass.  
Founded: 1863  
Nickname: Eagles  
Enrollment: 14,640  
Colors: Maroon & Gold  
Conference: Atlantic Coast  
Arena/Capacity: Conte Forum/8,006  
Series with FSU: Florida State leads 10-1


**BASKETBALL FACTS**  
Head Coach: Erik Johnson (U of Cal, San Diego, '94)  
Record at School/Years: 12-19/1  
Career Record/Years: 84-71/4  
Assistant Coaches: Yvonne Hawkins, Shelley Sheetz, and Lisa Faulkner

**SPORTS INFORMATION**  
Basketball Contact: Stephanie Tunnera  
Email: tunnera@bc.edu  
Website: www.bceagles.com

**TEAM INFORMATION**  
2012-13 Record: 12-19  
Conference Record: 5-13  
Starters Returning/Lost: 3/2  
Letterwinners Returning/Lost: 8/3



# OPPONENTS



**SYRACUSE**


**Feb. 13, 2014**  
Syracuse, N.Y.

**QUICK FACTS**  
Location: Syracuse, N.Y.  
Founded: 1870  
Nickname: Orange  
Enrollment: 13,850  
Colors: Orange  
Conference: Atlantic Coast  
Arena/Capacity: Carrier Dome/34,616  
Series with FSU: First Meeting

**BASKETBALL FACTS**  
Head Coach: Quentin Hillsman (St. Mary's (Md.) '93)  
Record at School/Years: 143-86/7  
Career Record/Years: 143-86/7  
Assistant Coaches: Kelley Gibson, Vonn Read, and Sasha Palmer

**SPORTS INFORMATION**  
Basketball Contact: David Gunn  
Email: dlgunn@syr.edu  
Website: www.SUathletics.com

**TEAM INFORMATION**  
2012-13 Record: 24-8  
Conference Record: 11-5 (Big East)  
Starters Returning/Lost: 3/2  
Letterwinners Returning/Lost: 9/5



**MARYLAND**


**Feb. 20, 2014**  
College Park, Md.

**QUICK FACTS**  
Location: College Park, Md.  
Founded: 1856  
Nickname: Terrapins, Terps  
Enrollment: 37,631  
Colors: Red, White, Black & Gold  
Conference: Atlantic Coast  
Arena/Capacity: Comcast Center/17,950  
Series with FSU: Maryland leads 25-15

**BASKETBALL FACTS**  
Head Coach: Brenda Frese (Arizona '93)  
Record at School/Years: 278-94/11  
Career Record/Years: 335-124/14  
Assistant Coaches: Tina Langley, Marlin Chinn, and David Adkins

**SPORTS INFORMATION**  
Basketball Contact: Rose DiPaula  
Email: rdipaola@umd.edu  
Website: www.umterps.com

**TEAM INFORMATION**  
2012-13 Record: 26-8  
Conference Record: 14-4  
Starters Returning/Lost: 4/1  
Letterwinners Returning/Lost: 10/2



**CLEMSON**


**Feb. 23, 2014**  
Clemson, S.C.

**QUICK FACTS**  
Location: Clemson, S.C.  
Founded: 1889  
Nickname: Lady Tigers  
Enrollment: 19,911  
Colors: Clemson Orange & Regalia  
Conference: Atlantic Coast  
Arena/Capacity: Littlejohn Coliseum/10,000  
Series with FSU: Clemson leads 24-21

**BASKETBALL FACTS**  
Head Coach: Audra Smith (Virginia '92)  
Record at School/Years: First Season  
Career Record/Years: 138-138/9  
Assistant Coaches: Daryl Oliver, Marc Wilson, and Kayla Ard

**SPORTS INFORMATION**  
Basketball Contact: Jeff Kallin  
Email: kallin@clemson.edu  
Website: www.clemson.tigers.com

**TEAM INFORMATION**  
2012-13 Record: 9-21  
Conference Record: 5-13  
Starters Returning/Lost: 5/0  
Letterwinners Returning/Lost: 9/0



**GEORGIA TECH**

**Feb. 27, 2014**  
Tallahassee, Fla.

**QUICK FACTS**  
Location: Atlanta, Ga.  
Founded: 1885  
Nickname: Yellow Jackets, Ramblin' Wreck  
Enrollment: 21,000  
Colors: Old Gold & White  
Conference: Atlantic Coast  
Arena/Capacity: McCamish Pavilion/8,600  
Series with FSU: Florida State leads 22-19

**BASKETBALL FACTS**  
Head Coach: MaChelle Joseph (Purdue '92)  
Record at School/Years: 193-122/10  
Career Record/Years: 193-122/10  
Assistant Coaches: Deja Foster, Michael Wholey, and M.L. Willis

**SPORTS INFORMATION**  
Basketball Contact: Brittany McCormick  
Email: bmccormick@athletics.gatech.edu  
Website: www.ramblinwreck.com

**TEAM INFORMATION**  
2012-13 Record: 14-16  
Conference Record: 7-11  
Starters Returning/Lost: 4-1  
Letterwinners Returning/Lost: 9/5



**ACC TOURNAMENT**

**Mar. 5-9, 2014**  
Greensboro, N.C.

**FIRST ROUND\***  
Game 1: #12 vs. #13 - 1 p.m.  
Game 2: #10 vs. #15 - 3:30 p.m.  
Game 3: #11 vs. #14 - 6:30 p.m.

**SECOND ROUND\***  
Game 4: #5 vs. Game 1 winner - 11 a.m.  
Game 5: #8 vs. #9 - 2 p.m.  
Game 6: #7 vs. Game 2 winner - 6 p.m.  
Game 7: #6 vs. Game 3 winner - 8 p.m.

**QUARTERFINALS\***  
Game 8: #4 vs. Game 4 winner - 11 a.m.  
Game 9: #1 vs. Game 5 winner - 2 p.m.  
Game 10: #2 vs. Game 6 winner - 6 p.m.  
Game 11: #3 vs. Game 7 winner - 8 p.m.

**SEMIFINALS\*\***  
Game 12: Semifinal 1 - 5 p.m.  
Game 13: Semifinal 2 - 7:30 p.m.

**CHAMPIONSHIPS\*\*\***  
Game 14: Semifinal winners - 7 p.m.

\*Games broadcast on RSN  
\*\*Games broadcast on ESPNU  
\*\*\*Game broadcast on ESPN



**NCAA TOURNAMENT**

**March 22-April 8, 2014**  
Various Sites

**FIRST & SECOND ROUNDS**  
Mar. 22-25, 2014

**REGIONALS**  
Mar. 29-April 1, 2014

**FINAL FOUR**  
April 6-8, 2014  
Nashville, Tenn.



# SEMINOLE SENIORS

# 5

## CHEETAH DELGADO

SENIOR • GUARD • 5-2  
Kissimmee, Fla.



### 2013-14 OUTLOOK

One of the quickest and most exciting players in the ACC and the country...Slated to start at point guard after coming off the bench last season and sharing floor general duties with Morgan Toles...Had the most total assists (148) last season of any returning guard in the ACC.

### JUNIOR SEASON - 2012-13

Led FSU and ranked fifth in the ACC in assists per game (4.5)...Appeared in all 33 games, including five starts...Averaged 4.7 ppg and 3.4 rebounds in 25.4 minutes per game...Ranked second on the Noles and ninth in the ACC in steals (1.9)...Her 148 assists ranked as the sixth-highest total in FSU history...Led FSU in assists 16 times and steals 12 times...Tallied three double-figure scoring games, including two in the final four games of the season... Averaged 10.5 points and 5.5 assists in two games off the bench in the ACC Tournament...Scored 12 points, dished five assists and made three steals over a career-best 37 minutes off the bench against Miami in the ACC Tournament Quarterfinals (3/8/13)...Had career highs in field goals (five) and attempts (11)...Added nine points and six dimes over 32 minutes versus Duke in the ACC Tournament Semifinals (3/9/13)...Made a halfcourt buzzer beater at halftime against the Blue Devils...Scored 11 points, making 5-of-8 field goals, and dished four assists in her NCAA Tournament debut versus Princeton (3/24/13)...Scored a career-best 14 points and tallied seven assists while starting and playing 36 minutes at Miami (2/10/13)...Dished eight assists and made a career-best five steals versus Grambling State (12/15/12)...Dished a career-best nine assists and had four steals versus Vanderbilt in front of family and friends at the San Juan Shootout (11/24/12)...Spearheaded a 28-2 run to end the first half in a 98-67 victory over Florida, dishing six assists and grabbing six boards in her first-ever career start (11/15/12)...Received a standing ovation from the FSU crowd in her Seminole debut against Samford with her exciting play, which included six assists, two steals and five points in 21 minutes (11/11/12).

### HILLSBOROUGH COMMUNITY COLLEGE - 2011-12

Led the National Junior College Athletic Association in assists with an impressive 10.8 average...Also averaged 12.5 points, 8.0 rebounds and 4.8 steals per game for Hillsborough CC...Steals average was fourth-best in NJCAA...Had a quadruple double on Nov. 12 versus Grand Rapids, tallying 21 points, 11 rebounds, 10 assists and 12 steals...Was a rebound short of a quadruple-double three days earlier, as well, on Nov. 9 against Brevard, scoring 33 points, dishing 14 assists, nabbing 10 steals and pulling down nine rebounds...She was named Florida College System Activities Association Player of the Week for the week of Nov. 7-13... Captured All-Mid Florida Player of the Year honors and garnered All-State Region VIII accolades, while leading the Hawks into the FCSAA/NJCAA Region VIII Tournament.

### ARKANSAS - 2010-11

Played in 33 games, averaging 12.5 minutes and scoring 2.4 points per game... She dished 46 assists, third-most on the team.

### HIGH SCHOOL

Attended Poinciana High School before transferring to West Oaks Academy...She was a four-time team MVP, two-time all-conference selection, a 1,000-point scorer and holds the county record for assists.

### PERSONAL

Born July 23, 1992...One of three children to Felix Delgado and the late Mary Ann Montes...Has an older brother, Joshua, and a younger sister, Yazmine...Role model is her mother...Favorite athlete is Los Angeles Clippers point guard Chris Paul...Enjoys cooking...Picked Florida State because of the location, the coaching staff and the system...Enjoys watching ESPN...Favorite movie is *You Got Served*...Majoring in interdisciplinary social sciences.



# SEMINOLE SENIORS



## CAREER HIGHS

POINTS ..... 14 (at Miami - 2/10/13)  
 REBOUNDS ..... 6 (vs. UF - 11/15/12)  
 ASSISTS ..... 9 (vs. Vandy - 11/24/12)  
 STEALS ..... 5 (vs Grambling State - 12/15/12)  
 BLOCKS ..... 1 (2x, vs. Auburn - 2/13/11\*)  
 FGM ..... 5 (2x, vs. Princeton - 3/24/13\*)  
 FGA ..... 11 (vs. Miami - 3/8/13)  
 3FGM ..... 1 (3x, vs. Miami - 3/13/13\*)  
 3FGA ..... 2 (2x, at UNC - 1/31/13\*)  
 FTM ..... 5 (vs. Kentucky - 1/6/11)  
 FTA ..... 7 (2x, vs. Kentucky - 1/6/11\*)  
 MINUTES ..... 36 (at Miami - 2/10/13)

\* - most recent

## #NOLES BY THE NUMBERS

# 148

Last year, Yashira "Cheetah" Delgado totaled 148 assists as Florida State's backup point guard. That total was the sixth-highest mark in FSU history and also gives her the leading total among any returning guard in the ACC heading into 2013-14.

# 16

Already making her presence felt as a dribble-weaving, penetrate and pass guard, Delgado carried more lofty marks in her assist totals last season. She led Florida State in assists 16 times last year, helping run one of the most efficient offensive units in the nation in 2012-13.

## CAREER STATISTICS

YEAR	G-GS	MPG	FGM-FGA	PCT	3FG-3FGA	PCT	FTM-FTA	PCT	REB-AVG	PF-DQ	AS	TO	BK	ST	PTS-AVG
2012-13	33-5	25.4	61-167	.365	6-15	.400	26-39	.667	111-3.4	54-1	148	110	0	64	154-4.7
TOTAL	33-5	25.4	61-167	.365	6-15	.400	26-39	.667	111-3.4	54-1	148	110	0	64	154-4.7



33

## SEMINOLE SENIORS

NATASHA HOWARD

SENIOR • FORWARD • 6-3  
Toledo, Ohio**2013-14 OUTLOOK**

Enters final season as a bona fide All-America contender and second in the ACC among active players with 26 doubles-doubles - just five away from the Florida State school record of 31 set by Sue Galkantas (1981-84)...Has never missed a game and has started 94 of 96 career contests...One of just 10 Noles in the 1,000-point, 700 rebound club...Has 63 career double-figure scoring games, including seven 20-point contests...Has 30 career double-figure rebounding games...Howard's name is all over the FSU record books...Enters the 2013-14 season ranked 23rd in FSU history in points (1,136), 18th in scoring average (11.8), ninth in rebounds (740), seventh in rebound average (7.7) and fifth in blocks (110).

**JUNIOR SEASON - 2012-13**

Nabbed first-team All-ACC honors by the league's Blue Ribbon Panel and second-team all-conference accolades from the ACC coaches...Had 11 double-doubles, which ranked third in the ACC...Led FSU in rebounding (7.5) and blocks (1.5) for the second consecutive season...Ranked third on FSU in scoring (12.7), steals (1.8) and field goal percentage (.486)...Ranked fourth in the ACC in blocks and offensive rebounds (3.3), 10th in rebounds and 12th in steals...Increased her scoring (12.8), rebounding (8.4) and field goal percentage (.497) in 18 ACC-only games...Reached double figures in scoring in 26 of 33 games, including a pair of 20-point contests...Increased her scoring average for the third straight season, from 10.6 ppg in 2010-11 to 12.2 in 2011-12 to 12.7 in 2012-13...Her 49 total blocks ranked as the eighth-highest ever by a Nole in a single season...Led FSU in scoring in three games...Paced the Seminoles in rebounding in 17 contests and in blocks 17 times...Led FSU in steals in nine games...Hauled in a career-best 18 rebounds to go along with 18 points and three blocks at Georgia Tech (1/3/13)...Reached double figures in scoring in season's first seven games...Her 18-point, 11-rebound effort in her first game ever off the bench propelled FSU to a 31-point blowout victory over Florida in the season's second game (11/15/12)...Scored a season-high 23 points versus Stetson (Nov. 18)...Named ACC Player of the Week (Nov. 19) after averaging 20.5 ppg, 10.0 rpg and 3.0 spg in the victories over the Gators and Hatters...Tallied 17 points, 12 boards and four blocks in just 18 minutes versus Mercer (12/19/12)...Matched her career high with five steals and scored 11 points at UNCG right before winter break (12/22/12)...Opened conference play with three double-doubles in first four games...Had 12-10 versus Boston College (12/20/12) and 11-12 against Wake Forest (1/10/13) in addition to the 18-18 effort in Atlanta...Scored 20 points and grabbed nine boards versus Miami (1/13/13)...Had a six-game stretch in the middle of conference play that included five double-doubles, including a 12-11 game at North Carolina (1/27/13), a 19-11 effort against Clemson (2/3/13) and a 16-10 posting versus NC State (2/14/13)...Propelled FSU past No. 14 North Carolina with 17 points and 11 rebounds (2/17/13) and posted 15 points and 11 rebounds at No. 5 Duke (2/23/13)...Set a career high in blocks with five swats at Virginia (3/3/13) and matched that total in the second round of the NCAA Tournament against Princeton (3/24/13)...Selected to the Preseason All-ACC team by the coaches and Blue Ribbon Panel prior to the start of the campaign.

**SOPHOMORE SEASON - 2011-12**

Captured third-team All-ACC honors, while leading the conference in double-doubles (12)...Led the conference in rebounding (9.4) in ACC games...Only Seminoles to start all 31 games...Averaged 12.2 ppg and a team-leading 9.1 rpg, while shooting 48.7 percent (154-316) from the field...Led Seminoles in blocks (1.3 bpg) and steals (1.5 spg), becoming the first Nole to accomplish that feat since current assistant coach Brooke Wyckoff in 1998-99...Her 282 rebounds ranked as the sixth-most in FSU single-season history and her boards average (9.1) ranked eighth...Her 39 blocks were the ninth-most ever in a season by a Seminoles, tying Britany Miller's total from 2005-06...Recorded 14 double-figure rebounding games and 21 double-figure scoring games, including three 20-point games...Ripped down a career-high 17 rebounds and scored 22 points versus Miami (1/15/12)...Scored a career-best 24 points while matching a career-best with nine field goals (on 16 attempts) and grabbed 13 rebounds against Akron in her home state (12/10/11)...Scored 20 points and nabbed 10 boards in just 25 minutes at UCF (12/30/11)...Opened the season with a double-double (10 points and 13 rebounds) versus USF at the WBI Tip-Off Classic in Daytona Beach, Fla. (11/11/11)...Matched her career-high by drilling two three-pointers en route to 13 points versus Louisville (11/25/11)...Recorded 17 points, 11 rebounds, three steals and a career-best four blocks versus Alabama A&M (12/19/11)...Scored 17 points at Duke (1/13/12) and also at NC State (1/27/12)...Tallied 16 points and 14 rebounds, including 10 offensive boards, versus Virginia Tech (2/5/12)...Scored 13 points, grabbed 10 rebounds and recorded a career-high five steals at Wake Forest (2/9/12)...Had 19 points, on an efficient 8-of-11 shooting, and 13 rebounds at Miami (2/19/12)...Capped season with four straight games in double figures.

**FRESHMAN SEASON - 2010-11**

Named Third Team Freshman All-American by Full Court Press...Captured All-ACC Freshman Team honors...Extremely versatile swing forward, ranked fourth on the Noles in scoring (10.6 ppg) and second in rebounding (6.6 rpg), three-point percentage (.368), steals (3.6) and blocks (2.2)...Started all 32 games and averaged 25.5 mpg...Reached double figures in scoring 16 times, including a pair of 20-point games...Recorded three double-doubles and had five total double-figure rebounding games...Erupted for 20 points on 8-of-10 shooting in



# SEMINOLE SENIORS

her first ever collegiate game against Alabama State (11/12/10)...Season-best 21 points on 8-of-11 shooting came against Arizona State at the Junkanoo Jam in Freeport, Bahamas (11/27/10)...Scored 13 points and ripped down 10 boards against Michigan State for her first career double-double (12/1/10)...Scored five points and grabbed eight boards versus Georgia in the Second Round of the NCAA Tournament (3/22/11)...Scored four points and pulled 10 boards in the First Round of the NCAA Tournament against Samford (3/20/11)... Had nine points, nine boards, two blocks and two steals in a season-best-matching 36 minutes versus Clemson in the regular season finale (2/27/11)...Scored 17 points and snagged 10 boards in 30 minutes versus Florida (12/28/10)...Recorded six points, five boards and two blocks at defending national champion Connecticut (12/21/10)...Reached double figures in six consecutive games during the heart of conference play...Started the streak with 14 points versus Duke (1/14/11)...Scored 16 points at Clemson (1/20/11)...Tallied 12 points against Miami (1/24/11)...Scored 13 points and went 2-of-4 from three-land at Boston College (1/27/11)...Scored 10 points and grabbed a season-best 12 boards at NC State (1/30/11)...Had 15 points and eight rebounds versus North Carolina (2/2/11)...Also had a season-best three assists and four steals against the Tar Heels...Scored eight points and nabbed four steals versus UCF (12/15/10)... Scored 14 points and ripped down nine boards at Auburn (11/15/10).

## HIGH SCHOOL

Highest-ranked recruit in the history of the FSU women's basketball program...Rated the No. 2 player overall in 2010 signing class by HoopGurlz as a senior at Morrison R. Waite High School in Toledo, Ohio...Named 2010 Associated Press Ms. Basketball in Ohio, as voted by a state media panel...Named McDonald's All-American and captured co-MVP honors in annual all-star game featuring the nation's top high school basketball players...Led Waite High School to state runner-up finish in 2010...Averaged 24.7 points, 11 rebounds, 2.6 assists a game while leading her team to its first trip to the state tournament as a senior...Labeled the No. 3 player overall in the 2010 signing class by JumpOffPlus.com... Rated No. 5 player overall in the 2010 signing class by All Star Girls Report...Named a Second Team Division I All-State selection and First Team Division I All-Northwest Ohio selection by the Associated Press in 2009 and 2008...Toledo Blade's Girls Player of the Year as a sophomore in 2008...Ran track at Waite by competing in the 100m, 400m and 800m.

## PERSONAL

Born Sept. 2, 1991...Mother is Latasha Howard...Role model is Oklahoma City Thunder star Kevin Durant because of his work ethic and his role in giving back to communities...R&B and hip-hop music motivates her...Favorite food is pasta...Major is social science.



## #NOLES BY THE NUMBERS

# 26

Florida State senior forward Natasha Howard has 26 career double-doubles, which is tied for the fifth-most among active players in the "Big 7" conference. Howard led the ACC in double-doubles (12) in 2011-12.



## CAREER HIGHS

POINTS ..... 24 (at Akron - 12/10/11)  
 REBOUNDS ..... 18 (at GT - 1/3/13)  
 ASSISTS ..... 4 (2x, vs. NC State - 3/1/12\*)  
 STEALS ..... 5 (2x, at UNCG - 12/22/12\*)  
 BLOCKS ..... 5 (2x, vs. Princeton - 3/24/13\*)  
 FGM ..... 9 (2x, at Akron - 12/10/11\*)  
 FGA ..... 22 (at Clemson - 1/20/11)  
 3FGM ..... 2 (6x, vs. Louisville - 11/25/11\*)  
 3FGA ..... 5 (vs. Clemson - 2/27/11)  
 FTM ..... 8 (vs. UF - 11/15/12)  
 FTA ..... 13 (at GT - 1/3/13)  
 MINUTES..... 39 (at Miami - 2/19/12)

\* - most recent

## CAREER STATISTICS

YEAR	G-GS	MPG	FGM-FGA	PCT	3FG-3FGA	PCT	FTM-FTA	PCT	REB-AVG	PF-DQ	AS	TO	BK	ST	PTS-AVG
2010-11	32-32	815-25.5	134-291	.460	21-57	.368	50-91	.549	210-6.6	92-3	27	100	22	36	339-10.6
2011-12	31-31	935-30.2	154-316	.487	4-21	.190	67-109	.615	282-9.1	88-2	43	97	39	46	379-12.2
2012-13	33-31	886-26.8	157-323	.486	0-2	.000	104-170	.612	248-7.5	94-2	22	78	49	59	418-12.7
TOTAL	96-94	2636-27.5	445-930	.478	25-80	.313	221-370	.597	740-7.7	274-7	92	275	110	141	1136-11.8





# 32 SEMINOLE RETURNEES

## LAUREN COLEMAN

RS-JUNIOR • FORWARD • 6-0  
LAWRENCEVILLE, GA.

### 2013-14 OUTLOOK

Expected to take on an even bigger role after joining the starting rotation the final third of last season...Has impressed coaches with her basketball IQ and ability to play multiple positions on the floor.

### RS SOPHOMORE SEASON - 2012-13

Provided valuable minutes off the bench in the post and on the wing...Worked her way into the rotation midway through the season and averaged 17.3 minutes per game during an 11-game stretch right before the NCAA Tournament... Finished the season with averages of 2.3 points and 2.3 rebounds in 11.3 minutes per game...Connected on 38 percent of her three-point attempts (8-of-21)...Scored a career-high 11 points on 4-of-7 shooting at Miami (2/10/13)... Drilled a career-high two treys (on four attempts) against the Hurricanes...Tallied a career-best and a game-high seven rebounds to go along with eight points in 19 minutes at UNCG (12/22/12)...Played a career-high 26 minutes in FSU's victory over No. 14 North Carolina (2/17/13)...Scored four points, making both of her field goal attempts in 18 minutes in the Seminole victory over No. 9 Maryland (2/28/13)...Scored five points on 2-of-3 shooting in 13 minutes versus Duke in the ACC Tournament Semifinals (3/9/13)... Went 2-for-2 from the floor and scored five points versus Georgia Tech (1/25/13)... Scored four points and grabbed six boards versus Mercer (12/19/12)...Recorded seven points and four boards against Grambling State (12/15/12).

### SOPHOMORE SEASON - 2011-12

Redshirted and missed the entire season following an Achilles injury.

### FRESHMAN SEASON - 2010-11

Appeared in 10 games and averaged 1.0 ppg in 4.1 mpg...Season-best five points came against Stetson in eight minutes of action (12/30/10)...Scored three points and grabbed a season-high three boards at Virginia Tech (1/6/11)... Logged a season-best 10 minute versus Jacksonville State (12/12/10)...Went 2-of-4 from behind the arc for the season.

### HIGH SCHOOL

Rated No. 45 among power forwards in the 2010 signing class by HoopGurtz... Named the Atlanta Journal-Constitution's 2010 Player of the Year and a first team selection for Gwinnett County... Member of the 2010 GACA High School All-Star Team... Placed on Orlando Sentinel's 2010 All-Southern Girls Basketball Team...Named to the 2010 Gwinnett Tipoff Club All-County First Team... Named to the Gwinnett Daily Post's 2009-10 Super Six...Averaged 14.4 points, 4.5 rebounds, 4.3 assists and 1.8 steals as a junior in helping lead Parkview High School to a 30-2 record and a Class AAAAA semifinal appearance... Named to Georgia Sports Writers Association All-State Team as a junior in 2009...Tabbed as GWSA Second Team selection in 2008...Also considered offers from Miami, Georgia, Virginia Tech and Auburn.

### PERSONAL

Born June 16, 1992...Enjoys cooking and listening to R&B and hip-hop music... Wants to try out for the MTV reality show The Real World after graduation... Role model is her mother...Major is sociology.





# SEMINOLE RETURNEES



## CAREER HIGHS

POINTS ..... 11 (at Miami - 2/10/13)  
 REBOUNDS ..... 7 (at UNCG - 12/22/12)  
 ASSISTS ..... 3 (vs. UNC - 2/17/13)  
 STEALS ..... 1 (4x, at UNCG - 12/22/12\*)  
 BLOCKS ..... 1 (vs. BC - 12/30/12)  
 FGM ..... 4 (2x, at Miami - 2/10/13\*)  
 FGA ..... 9 (at UNCG - 12/22/12)  
 3FGM ..... 1 (6x, at BC - 1/17/13\*)  
 3FGA ..... 2 (4x, vs. Grambling State - 12/15/12\*)  
 FTM ..... 1 (3x, vs. UNC - 2/17/13\*)  
 FTA ..... 2 (3x, vs. UNC - 2/17/13\*)  
 MINUTES ..... 26 (vs. UNC - 2/17/13)

\* - most recent

## #NOLES BY THE NUMBERS

# 3

Lauren Coleman is part of a new Florida State squad that returns just three players who saw court time last season. Coleman, a redshirt junior, joins senior forward Natasha Howard and senior guard Yashira "Cheetah" Delgado as three of the most experienced 'Noles in 2013-14.

# 17.3

The product of Lawrenceville, Ga., knows how it feels to play a key role in an NCAA Tournament run. Last year, Coleman got some big-time minutes heading into Florida State's march to the "Big Dance," averaging 17.3 minutes over an 11-game stretch right before the tournament.

## CAREER STATISTICS

YEAR	G-GS	MPG	FGM-FGA	PCT	3FG-3FGA	PCT	FTM-FTA	PCT	REB-AVG	PF-DQ	AS	TO	BK	ST	PTS-AVG
2010-11	10-0	4.1	4-12	.333	2-4	.500	0-0	.000	5-0.5	2-0	1	1	0	2	10-1.0
2012-13	28-0	11.3	26-76	.342	8-21	.381	3-7	.381	64-2.3	28-0	17	11	1	11	63-2.3
<b>TOTAL</b>	<b>38-0</b>	<b>9.4</b>	<b>30-88</b>	<b>.341</b>	<b>10-25</b>	<b>.400</b>	<b>3-7</b>	<b>.429</b>	<b>69-1.8</b>	<b>30-0</b>	<b>18</b>	<b>12</b>	<b>1</b>	<b>13</b>	<b>73-1.9</b>



# SEMINOLE NEWCOMERS

## MORGAN JONES



### 2013-14 OUTLOOK

Expected to be one of the most versatile players in the ACC...Can play in the backcourt on the wing or in the post...Is expected to start at forward or guard... Is a great scorer and rebounder...Teammates were impressed with her passing and court vision on the scout team last year...An all-conference candidate.

**LAKE MARY, FLA.**  
**RS SOPHOMORE**  
**GUARD • 6-2**



### BIOGRAPHY

**At Florida State (2012-13)**

Redshirted after transferring to Florida State from Northwestern...Was a dominant player on FSU's scout team.

**At Northwestern (2011-12)**

Captured honorable mention All-Big Ten accolades from the media and Big Ten All-Freshman honors...Ranked second on the Wildcats in scoring (13.9 ppg), rebounding (6.0 rpg), assists (3.3 apg), steals (45) and minutes (33.6 mpg)...Shot 75.2 percent from the free throw line and made a team-best 54 three-pointers...Started 29 of 30 games...Earned Big Ten Freshman of the Week honors four times...Reached double figures in scoring 23 times, including five 20-point performances...Tallied career bests in points (27) and rebounds (11) for her first career double-double versus NC State on Nov. 30...Made 5-of-6 three-point attempts against the Wolfpack...Drilled a pair of game-winning free throws at LSU on Nov. 22...

Dished seven assists to go along with 18 points at UNLV on Dec. 18...Made 12-of-13 free throws en route to 25 points at Michigan on Feb. 2...Finished with 20 points, seven boards, five assists and two steals versus Penn State on Feb. 12.

**High School**

McDonald's and WBCA High School All-American in 2011...ESPN HoopGurlz No. 9-ranked prospect in the 2011 class...As a senior, was named the Florida Dairy Farmers 6A Player of the Year and the Orlando Sentinel's Central Florida Player of the Year...Averaged 13.4 points and 8.1 rebounds per game, while leading Lake Mary High School to the 6A state finals...Scored 20 points in 2011 state title game, as Lake Mary lost by one point...Won a state title in 2010...Drilled a game-winning three-pointer as time expired in the 2010 state semifinals before scoring 30 points to lead the Rams to the 2010 state title...Three-time all-conference selection in hoops...Tallied 113-11 record during

her prep career...Also was a standout volleyball player, earning all-conference honors and recording a school-record 33 kills in a match...Named Athlete of the Year in Seminole County.

**Personal**

Born Oct. 7, 1992...Parents are Dennis and Gina Jones...Aspires to work as a marketing director for a major sports company following her basketball career...Favorite movie is Law Abiding Citizen...Favorite meal is Shrimp Alfredo with a side of garlic bread...Older sister, Taylor, averaged 10.5 points and 6.0 rebounds on the Nova Southeastern women's basketball team in Fort Lauderdale, Fla., last season...Taylor previously played at Florida and with her sister at Northwestern...Plans to major in sport management.



### CAREER HIGHS

POINTS.....	27 (vs. NC State - 11/30/11)
REBOUNDS.....	11 (vs. NC State - 11/30/11)
ASSISTS.....	7 (at UNLV - 12/18/12)
STEALS.....	4 (at LSU - 11/22/11)
BLOCKS.....	1 (9x, vs. Nebraska - 3/1/12*)
FGM.....	9 (vs. NC State - 11/30/11)
FGA.....	24 (vs. Penn State - 2/12/12)
3FGM.....	5 (vs. NC State - 11/30/11)
3FGA.....	11 (vs. Kansas State - 12/19/11)
FTM.....	12 (at Michigan - 2/2/12)
FTA.....	13 (at Michigan - 2/2/12)
MINUTES.....	38 (3x, at Nebraska - 2/16/12*)

\* - most recent

### CAREER STATISTICS

**AT NORTHWESTERN**

YEAR	G-GS	MPG	FGM-FGA	PCT	3FG-3FGA	PCT	FTM-FTA	PCT	REB-AVG	PF-DQ	AS	TO	BK	ST	PTS-AVG
2011-12	30-29	1009-33.6	140-444	.315	54-196	.276	82-109	.752	180-6.0	64-2	100	95	9	45	416-13.9
TOTAL	30-29	1009-33.6	140-444	.315	54-196	.276	82-109	.752	180-6.0	64-2	100	95	9	45	416-13.9



# SEMINOLE NEWCOMERS

## EMIAH BINGLEY



### 2013-14 OUTLOOK

Sat out the second semester last season after transferring from Iowa State and was a valuable practice player...A combo guard who is expected to see time at both point guard and on the wing when she becomes eligible at the start of the spring semester...Has three seasons of eligibility remaining.

**KANSAS CITY, MO.**  
**SOPHOMORE**  
**GUARD • 5-7**

# 3

### BIOGRAPHY

#### At Iowa State (2012)

Appeared in seven games for the Cyclones, including two starts...Averaged 5.0 points, 2.7 assists and 2.3 rebounds in 19.0 minutes per game...Captured Big 12 Freshman of the Week honors on Nov. 19, 2012 after dishing 11 assists in her collegiate debut versus Western Illinois on Nov. 11 and scoring 16 points against North Dakota on Nov. 18... Added six points off the bench versus Illinois on Nov. 24 in the Bahamas.

#### High School

Averaged 22.5 points, 6.5 rebounds and 3.0

steals per game and was tabbed a four-star prospect by ESPN as a senior at Lee's Summit West High School where she captured 2012 First Team All-State accolades...Lettered all four years for the Titans and scored 1,554 career points...Had five 30-point games as a senior and made eight three pointers en route to 37 points in a contest against Mercy (Omaha, Neb.) in the 2011 Lady Jay Holiday Classic...A four-time all-conference selection and nabbed all-district honors three times in high school...Missouri Gatorade Player of the Year nominee.

#### Personal

Born on Feb. 15, 1994, in Shawnee Mission, Kan...Daughter of Ray and Eunice Bingley and has two brothers, Ray and Ontario...Was named to the high school honor roll all four years...Enjoys singing...Calls her parents her role models...Enjoys hip-hop and gospel music...Favorite movies are Love and Basketball and Brown Sugar...Favorite quote is "Out of struggling emerged the strongest of souls"... Majoring in communications.



### CAREER STATISTICS

#### AT IOWA STATE

YEAR	G-GS	MPG	FGM-FGA	PCT	3FG-3FGA	PCT	FTM-FTA	PCT	REB-AVG	PF-DQ	AS	TO	BK	ST	PTS-AVG
2012-13	7-2	19.0	14-38	.368	3-13	.231	4-8	.500	16-2.3	9-0	19	23	0	11	35-5.0
TOTAL	7-2	19.0	14-38	.368	3-13	.231	4-8	.500	16-2.3	9-0	19	23	0	11	35-5.0



# SEMINOLE NEWCOMERS

## GABBY BEVILLARD



### 2013-14 OUTLOOK

Will miss her freshman season due to a torn ACL sustained in pre-season practice...Tough-minded player who has expectations to contribute to a very talented freshman class in the future.

**BISHOP, GA.**  
**FRESHMAN**  
**FORWARD • 6-3**

# 34

### BIOGRAPHY

#### High School

Ranked the 33rd-best player in the 2013 Class by National Basketball Insider and a was a three-star prospect according to ESPN HoopGurlz...Averaged 17.0 points, 12.2 rebounds and 5.0 blocks as a junior at Oconee High School, tallying a double-double in 26 of 30 games...Led Oconee to a 23-7 mark and to its first Class AAA Georgia state tournament in over a dozen years...Collected All-Class AAA First Team honors as a sophomore in 2011 and as a junior in 2012 after earning honorable mention honors as a freshman in 2010...Nabbed Player of the Year accolades for Region 8-AAA in

2012...Scored over 1,000 points in her career...Sat out her senior campaign following a knee injury.

#### Personal

Born March 3, 1995...Goes by "Gabby"...Was the first commitment to the Seminoles in the 2013 Signing Class...Parents are Pascal and Maureen Bevillard...Was named to the high school honor roll all four years...Aspires to work as a coach or in sports after college...Can speak French...Her favorite television show is Criminal Minds...Her older sister, Caroline, competed in swimming at Georgia Southern from 2007-2011...Her

older brother, Kevin, attends the University of Georgia...Enjoys listening to rap music before games, especially B.o.B...Majoring in sport management.





# SEMINOLE NEWCOMERS

## BRITTANY BROWN



### 2013-14 OUTLOOK

Stellar jump-shooter who can also make moves off the dribble...Runs the floor very well and has shown to be a tenacious defender on the perimeter...Her competitiveness on the floor makes her a viable option for the 'Noles

**FORT WALTON BEACH, FLA.**  
**FRESHMAN**  
**GUARD • 5-8**

# 12

### BIOGRAPHY

#### High School

Two-time Florida Association of Coaches 6A All-State selection ...Two-time Northwest Florida Daily News Player of the Year...2013 Daily News Female Athlete of the Year...Finalist for the McDonald's All-American team...Averaged 18.6 points, 3.9 rebounds, 4.4 assists and 6.2 steals per game and led Choctawhatchee High School to a 31-1 record and its first ever trip to the state championship during her senior season in 2012-13...Had two buzzer beaters in the 2013 state tournament, including a 10-foot jumper as time expired to lift Choctaw past Pine Forest, 61-60, in the 1-6A regional semifinals... Brought Choctaw back from down 11 with four

minutes remaining in the game by scoring 20 points in the final frame to lift her squad to the regional finals...Finished with 39 points versus Pine Forest...Only loss came by one point in the Florida 6A state championship game, where Brown hit a 30-foot buzzer-beater to force overtime...Averaged 23 points, seven assists, six rebounds and six steals per game as a junior, while leading Choctaw to a 25-2 mark...Finished her career with 2,068 points...Ranked as the fourth-best player in Florida by National Basketball Insider... Rated the No. 64 prospect in the country by All-Star Girls Report and No. 85 by ESPN HoopGurlz...Competed for the Miami Suns on the AAU circuit and was coached at

Choctaw by her father, Don Brown.

#### Personal

Born August 25, 1995...Was the first player in her class to sign a National Letter of Intent with the Seminoles...Calls her parents, Don and Stephanie Brown, her role models...Aspires to play in the WNBA...Favorite movie is Friday... Favorite television show is Love & Hip Hop... Favorite quote is "I can do all things through Christ who strengthens me"...Majoring in sport management.





# SEMINOLE NEWCOMERS

## KAI JAMES



### 2013-14 OUTLOOK

Provides Florida State with a great presence in the low post...Continues to refine her offensive game and shows good agility inside the paint...A smart defender who knows that the biggest difference she can make is altering shots.

**PALM BEACH GARDENS, FLA.**  
**FRESHMAN**  
**CENTER • 6-5**



### BIOGRAPHY

#### High School

Consensus Top 25 recruit and the No. 3 center in the 2013 signing class by ESPN HoopGurlz... Played in the 2013 McDonald's All-American Game at the United Center in Chicago after averaging a double-double (10.0 points and 11.6 rebounds per game) during her senior season at Dwyer High School...Collected WBCA High School All-America honorable mention honors... Won a gold medal with Team USA at the 2012 U17 World Championship in Amsterdam last summer...Ranked No. 22 overall player in her class by ESPN HoopGurlz, No. 12 by All-Star Girls Report, No. 19 by Full Court and No. 23 by Blue Star Basketball Report...Had a 29-point,

25-rebound effort on Dec. 28, 2012 against Dreher (S.C.) High School...Finished third in voting for Florida's Class 8A Miss Basketball Award in 2013... A two-time Florida Association of Coaches 8A All-State selection ...Averaged a double-double as a junior in 2011-12 (12.1 ppg and 13.4 rpg) and as a sophomore in 2010-11 (12.0 ppg and 15.8 rpg)...Her high school team went a combined 68-18 during her final three seasons...Competed for the Miami Suns on the AAU circuit.

#### Personal

Born July 26, 1995...Is the first Seminole ever to wear No. 0...Her brother, Joel James, is a

sophomore at North Carolina, where he played in 30 games as a freshman in 2012-13...Joel James also wears No. 0...Daughter of Cassandra Brown and Brenton James...Named to the honor roll during her junior and senior years of high school...Favorite movie is Transformers: Dark of the Moon...Her favorite television show is The Fresh Prince of Bel-Air...Favorite quote is "The largest room in the world is the room for improvement"...Her favorite meal is Chicken Alfredo with a salad, garlic bread and fruit...The music that motivates her best is hip-hop...Majoring in sport management.





# SEMINOLE NEWCOMERS

## IVEY SLAUGHTER



### 2013-14 OUTLOOK

Very coachable, young player who can do a lot of the dirty work for the 'Noles... Expected to be an excellent rebounder who can finish consistently around the hoop...Has a chance to develop her 15-foot game as well.

**MACON, GA.**  
**FRESHMAN**  
**FORWARD • 6-1**

# 23

### BIOGRAPHY

#### High School

A four-star recruit...Led Tattnall Square Academy to a 26-4 record her senior season, culminating with a 58-46 win in the Georgia Independent School Association Class AAA state championship game where she scored 26 points...Named GISA Class AAA All-State, All-Region and All-Middle Georgia teams in 2012 and 2013... Averaged 21 points, 12 rebounds, three blocks and three steals before her junior season was cut short by a knee injury...Still scored 30 points four times...Ranked the No. 21 forward in the 2013 signing class and the No. 79 overall player by ESPN HoopGurlz...Rated the 69th-best player in her class by All-Star Girls Report and No. 86 by National Basketball Insider...Transferred

to Tattnall Square from Crawford County High School, where she collected honorable mention all-state honors as a sophomore in 2011... Competed for the Big South Dream Team on the AAU circuit.

#### Personal

Born October 4, 1994...Parents are Calvin and Varina Slaughter...Also starred on her high school track team, capturing three 2013 Georgia Class AAA state championships in the 400-meter dash, triple jump and the 4x100 meter relay...Set a state record in the triple jump (37'11") and also finished runner-up in the 100-meter dash...Aspires to play in the WNBA or become an athletic trainer...Graduated high

school with honors...Favorite movie is Love and Basketball...Favorite television show is Criminal Minds...Majoring in exercise science.







# SEMINOLE NEWCOMERS

## MAEGAN CONWRIGHT



### 2013-14 OUTLOOK

Experienced combo guard will sit out the season per NCAA transfer rules...Will add an invaluable veteran presence on and off the court...Will bring big-game experience to the 'Noles.

**ARLINGTON, TEXAS**  
**SENIOR**  
**GUARD • 5-8**

# 15

### BIOGRAPHY

#### *At Kentucky (2010-13)*

Appeared in 77 games, including 20 starts for the Wildcats...Averaged 4.8 points, 1.2 steals and 18.9 minutes during her Wildcat career... Played in six NCAA Tournament games... Reached double figures in scoring eight times... Scored a career-best 15 points versus Miami (Ohio) in 2010...Tallied 10 points, three steals and career-high seven assists against Jacksonville State in 2011...Appeared in 33 games as a freshman in 2010-11, averaging 6.2 points and making 11 starts...Played in 34 games, including five starts, during her sophomore year in 2011-12...Her junior season in 2012-13 was cut short by a knee injury after just 10 games.

#### *High School*

A four-year letterwinner and a three-year starter at Timberview High School...Led the Wolves to a 39-2 record and a state title her senior year, averaging 15.5 points, 4.5 steals and 3.0 assists and capturing 2010 Ft. Worth Star Telegram Girls Player of the Year and 2010 Texas 4A State Tournament MVP honors along the way...Ranked the 35th-best guard in the nation by ESPN HoopGurlz in 2010 and was a McDonald's All-American nominee and a Max-Preps Girls Basketball All-American honorable mention...An all-state and all-region selection...A three-time District 4-5A Most Valuable Player.

#### *Personal*

Born June 4, 1992...Parents are Milton and Victoria Conwright...Chose to attend Florida State because of the "great coaches and welcoming environment"...Favorite television show is Scandal...Favorite quote is "The only person I want to be better than is the person I was yesterday"...Majoring in sociology.





# SEMINOLE NEWCOMERS

## SHAKENA RICHARDSON



### 2013-14 OUTLOOK

Will sit out the season per NCAA Transfer Rules...The super quick point guard is expected to ready herself for floor general duties in 2014-15...Her presence on the scout team will help give FSU one of the nation's best practice players...Has two years of eligibility remaining.

**NEPTUNE, N.J.**  
**JUNIOR**  
**GUARD • 5-4**

# 24

### BIOGRAPHY

#### **Rutgers (2011-13)**

Appeared in 59 games, with 12 starts, over two seasons at Rutgers...Averaged 5.0 points, 2.7 assists, 1.4 steals and 19.7 minutes in 30 games, including 11 starts, during her sophomore season in 2012-13...Stepped up her game down the stretch for the Scarlet Knights, increasing her averages to 5.5 points, 3.1 assists, 1.7 steals and 22.3 minutes in 16 Big East Conference games...Her best performance came against Pittsburgh in the final game of the 2012-13 regular season...Recorded career highs in points (15), assists (seven) and steals (four), and made 5-of-6 field goal attempts over

35 minutes in a 65-44 victory...Appeared in 29 games during her freshman campaign in 2011-12, averaging 2.1 points and 1.2 assists.

#### **High School**

Rated the No. 4 point guard and No. 18 overall prospect by ESPN in the 2011 recruiting class coming out of Neptune (N.J.) High School...Averaged 13.8 points, 3.0 assists and 4.0 steals per game during her senior season...Led Neptune to an 89-4 record her last three seasons...Captured All-State and All-Shore honors three times each...Shore Player of the Year in 2009.

#### **Personal**

Born Nov. 15, 1992...Parents are Frankie and Peggy Richardson...Aspires to play basketball professionally after college as well as pursue a career in forensic science...Calls her parents and Malcolm X her role models...Favorite music artists are Beyonce and Jay-Z...Favorite movie is Mr. & Mrs. Smith...Favorite television show is Scandal...Favorite quote is "By failing to prepare, you are preparing to fail"...Majoring in criminal justice.





# COACHING STAFF

## HEAD COACH SUE SEMRAU



- 17TH SEASON
- THREE-TIME ACC COACH OF THE YEAR
- FSU'S ALL-TIME WINNINGEST COACH
- WBCA PRESIDENT
- ACC REGULAR SEASON CHAMPIONS (2009-10)
- SEVEN STRAIGHT NCAA TOURNAMENT APPEARANCES (2005-11)
- 2010 ELITE EIGHT
- THREE STRAIGHT NCAA NO. 3 SEEDS (2009-10-11)

Entering her 17th season as the head women's basketball coach at Florida State, Sue Semrau, a three-time winner of the ACC Coach of the Year award and Florida State's all-time leader in wins, has earned a reputation as a coach that not only keeps her team in the national rankings by leading her players to victory but also one that helps foster the personal and professional growth of the student-athletes.

"Coach Sue" has guided the Seminoles to nine NCAA Tournaments, including a 2010 Elite Eight appearance, won a pair of gold medals with USA Basketball and seen 27 student-athletes earn academic all-conference honors. Over the last five years, Florida State has averaged over 23 wins per season and had 12 players sign professional contracts either in the WNBA or with a European club team. Eight Seminoles have been selected in the WNBA Draft in the last 10 years.

Semrau is so respected among her peers in the coaching community that she was named president of the Women's Basketball Coaches Association this summer after serving as the vice president since 2010. Semrau's two-year term will last until the end of the 2014-15 season.

### ***This Past Season***

During the 2012-13 season, Florida State had a league-best and a school-record three All-ACC First Team selections, advanced to the NCAA Tournament second round and tallied its eighth



20-win season with Semrau at the helm.

Senior guards Leonor Rodriguez (14.9 points per game) and Alexa Deluzio (13.8 ppg) led an FSU offense that had five players averaging double figures at the end of the regular season and finished in the top 10 nationally in both scoring and field goal percentage. The Seminoles' 74.8 points per game average and .453 shooting percentage were their highest marks in over 20 years.

Deluzio and Rodriguez joined junior Natasha Howard on the All-ACC First Team, while senior forward Chasity Clayton collected ACC Sixth Player of the Year honors. Florida State tallied a 23-10 record and placed fourth in the ACC.

At the end of the season, Semrau was honored with the Kay Yow Heart of a Coach Award from the Fellowship of Christian Athletes at the WBCA Convention in New Orleans.

### ***Molding True Student-Athletes***

As successful as Florida State has been on the court, Semrau's commitment to community service is just as important to her program's identity. The past four years, Semrau has partnered the Seminoles with Samaritan's Feet, a non-profit organization dedicated to changing lives through shoe distributions around the world. Semrau annually will coach a game barefoot in an effort to raise money, and the Seminoles took a break from the



# HEAD COACH SUE SEMRAU



2010 Junkanoo Jam in the Bahamas to give back on Thanksgiving.

Additionally, the Seminoles have performed a variety of services throughout the Tallahassee area and have been known to extend a helping hand when on the road, making visits to the Boys and Girls Club at the Coalition for the Homeless in Orlando and elementary schools in Harlem, West Chester and Wadsworth, Ohio and Martinsville, Ind., as well as the Duke Hospital in Durham, N.C.

In August 2013, Semrau and the Seminoles held a basketball clinic for youth in Dakar, Senegal in addition to visiting an orphanage during the team's 2013 Foreign Tour.

These efforts have molded countless Seminoles into superstars in the game of life following their hoops careers. Current assistant coach Brooke Wyckoff (Class of 2001) and Christian Hunnicutt (Class of 2011) each earned prestigious ACC Postgraduate Scholarships, while Vanessa Fuchs (Class of 2001) served as Interim Athletics Director at Florida State and is currently the Seminoles' Senior Women's Administrator.

### Recent Success

The 2009-10 season served as the perfect example of just how strong Florida State's women's basketball program has become under Semrau. The Seminoles captured their second consecutive regular-season ACC Co-Championship and made it all the way to the Elite Eight of the annual NCAA

Tournament as a program-best No. 3 seed for the second straight season. Along the way, FSU set the school record for most wins in a season with 29, most conference triumphs ever with 12 and highest national ranking ever at No. 9.

After the season was complete, star forward Jacinta Monroe was taken sixth overall in the 2010 WNBA Draft by the Washington Mystics; a draft slot that was the highest ever for an FSU women's basketball player.

During a 24-8 campaign in 2010-11, the Seminoles extended their NCAA Tournament streak to seven consecutive years, nabbing another No. 3 seed. Along the way, forward Cierra Bravard nabbed honorable mention All-America honors and teamed with point guard Courtney Ward to capture All-ACC accolades.

### Changed Culture

Semrau's 295 career win total (273 recognized by the NCAA) with the Seminoles doubles the second-most victories by an FSU coach (Marynell Meadors, 132), and her tenure has accounted for nine of FSU's 12 all-time NCAA Tournament appearances.

Semrau basically built the Seminoles from scratch, as she inherited a program coming off of a 5-22 record in 1996-97 and hadn't reached double figures in wins in four years.

By her fourth year, Semrau had completely turned

the program around, capturing a 19-12 record and the first NCAA Tournament appearance in a decade. The 2000-01 season served as the jump-start for unprecedented success.

FSU had only four 20-win seasons before Semrau guided the Noles to six 20-win seasons over a seven-year stretch beginning in 2004-05.

### A Respected and Seasoned Coach

Prior to coming to Florida State, Semrau served three years as an assistant coach and recruiting coordinator at the University of Wisconsin under Jane Albright. While in Madison, she contributed to the Badgers' three-straight winning seasons and two NCAA Tournament appearances, including the program's first ever back-to-back 20-win seasons. Semrau first joined Albright at Northern Illinois in 1991 where she assisted in leading NIU to three consecutive NCAA Tournament appearances.

Before her hiring at Northern Illinois, Semrau served as head women's basketball coach and assistant athletic director at Occidental College in Los Angeles for four years where she compiled a 51-47 overall record. She also coached soccer for two seasons and was responsible for the administrative duties of fundraising and promotions at the Division III institution.

Semrau also worked as the public relations and promotions director for the L.A. Heat professional soccer team from 1986-87, and as the public relations director for the Seattle Storm soccer team in the previous year.



A  
A  
A  
A  
A  
A  
A  
A  
A  
A  
A  
B  
B  
C  
C  
C  
C  
C  
C  
C  
C  
D  
D  
D  
D  
D  
E  
E  
E  
E  
F  
F



# SEMRAU VS. ALL OPPONENTS

Akron	2-0	Florida	7-11	Mississippi	1-0
Alabama	1-0	Florida Atlantic	2-0	Mississippi State	2-1
Alabama A&M	1-0	Florida A&M	2-0	Missouri	2-0
Alabama-Birmingham	2-0	Florida Gulf Coast	2-0	Missouri State	0-1
Alabama State	3-0	Florida International	3-2	Montana	1-1
Alcorn State	1-0	Fordham	5-0	Murray State	1-0
Arizona State	1-1	Georgia	0-4	Nebraska	0-2
Arkansas	0-1	Georgia Southern	1-0	New Orleans	1-0
Auburn	2-3	Georgia State	3-0	UNC-Asheville	1-0
Austin Peay	1-0	Georgia Tech	16-10	North Carolina	5-20
Baylor	0-1	Grambling	1-0	North Carolina A&T	1-0
Boston College	9-1	Harvard	2-0	NC State	10-17
Cal State Fullerton	1-0	Hawaii	1-0	Northern Arizona	0-1
Charleston Southern	1-0	High Point	1-0	Northern Colorado	1-0
Charlotte	3-0	Hofstra	1-0	North Florida	3-0
Chattanooga	0-2	Indiana	3-0	Oakland	2-1
Chicago State	2-0	Iowa	1-0	Ohio State	1-1
Clemson	20-12	Iowa State	0-1	Oklahoma State	0-1
Colgate	1-0	IUPUI	1-0	Old Dominion	1-0
College of Charleston	1-0	Jacksonville	3-0	Penn State	1-0
Colorado State	1-0	Lipscomb	2-0	Pepperdine	0-1
Connecticut	0-7	Long Beach State	1-0	Princeton	1-0
Coppin State	1-0	LSU	1-3	Richmond	1-1
Dayton	1-0	Louisiana Tech	2-2	Samford	3-0
DePaul	0-2	Louisville	1-1	San Francisco	0-1
Duke	3-28	Loyola-Chicago	1-0	Savannah State	1-0
Duquesne	0-1	Maryland	13-13	St. Francis (NY)	1-0
East Carolina	1-0	Mercer	4-0	St. Joseph's	1-0
East Tennessee State	1-0	Miami	14-5	St. John's	2-0
Eastern Kentucky	2-0	Miami (OH)	1-0	St. Mary's	1-0
Fairfield	1-0	Michigan State	0-1	South Alabama	1-0
Fairleigh Dickinson	1-0	Minnesota	1-0	South Florida	5-1
				Southeast Missouri State	2-0
				Stanford	1-1
				Stetson	4-0
				UCF	9-1
				UNC Greensboro	1-0
				UT-Arlington	1-0
				UT-San Antonio	1-0
				TCU	1-0
				Temple	2-0
				Texas A&M	1-1
				Towson State	1-0
				Troy	1-0
				Tulane	1-0
				Tulsa	3-1
				Valparaiso	0-1
				Vanderbilt	2-1
				Virginia	13-19
				Virginia Tech	11-2
				Wake Forest	19-6
				Washington	0-3
				Western Carolina	4-0
				UW-Milwaukee	1-0
				Wright State	1-0
				Xavier	1-2
				Yale	1-1

## SEMRAU YEAR-BY-YEAR AT FSU

Season	Overall Record	ACC Record (Place)	Postseason
1997-98	9-18	5-11 (7th)	
1998-99	7-20	2-14 (9th)	
1999-00	12-17	4-12 (8th)	
2000-01	19-12	9-7 (4th)	NCAA Second Round
2001-02	13-15	4-12 (9th)	
2002-03	17-13	8-8 (4th)	WNIT Second Round
2003-04	15-15	7-9 (5th)	WNIT Second Round
2004-05	24-8	9-5 (4th)	NCAA Second Round
2005-06	20-10	10-4 (4th)	NCAA Second Round
2006-07	24-10	10-4 (4th)	NCAA Sweet 16
2007-08	19-14	7-7 (5th)	NCAA Second Round
2008-09	26-8	12-2 (T-1st)	NCAA Second Round
2009-10	29-6	12-2 (T-1st)	NCAA Elite Eight
2010-11	24-8	11-3 (3rd)	NCAA Second Round
2011-12	14-17	6-10 (8th)	
2012-13	23-10	11-7 (4th)	NCAA Second Round
Totals	295-201 (.595)	127-117 (.520)	11 Postseason Appearances



# SEMRAU THROUGH THE YEARS

## 1997-98

SUE SEMRAU is hired as Florida State's head coach — the program's third new coach in three years. The program is coming off of a 5-22 season, including a winless season in ACC play at 0-16. In her first season at the helm of the program, Sue Semrau leads Florida State to its most victories since 1992-93 (9-18) and its best ACC record (5-11) and finish since 1992-93, including its largest victory by margin over an ACC opponent (88-53 over Georgia Tech). Latavia Coleman was named Second Team All-ACC while Brooke Wyckoff was named to the ACC All-Freshman Team.

## 1998-99

THE SEMINOLES were 5-5 when leading scorer Latavia Coleman was lost for the season with a torn ACL and the team won just two more games the rest of the season and finished 7-20. Sue Semrau and her staff signed the No. 8 ranked recruiting class in the nation. Brooke Wyckoff was named Third Team All-ACC while April Traylor was named to the ACC All-Freshman Team.

## 1999-00

SUE SEMRAU LED FSU to a 12-18 record while the Seminoles played 12 games against NCAA Tournament teams and eight nationally-ranked teams. The Seminoles were competitive as seven of the team's ACC losses were by five points or less. FSU won its first round game at the ACC Tournament with a 65-60 victory over Maryland marking the first time the Seminoles had won a game in the tournament. Latavia Coleman scored 31 points in that game and became the first Seminoles since 1993 to earn ACC Tournament First Team honors. For the season, Coleman was named Second Team All-ACC, Brooke Wyckoff was named Third Team All-ACC and to the All-Defensive Team while April Traylor earned Honorable Mention honors. Coleman became the first Seminoles to be drafted to the WNBA as a third round selection and the 48<sup>th</sup> pick overall.

## 2000-01

IN SUE SEMRAU'S fourth year, she led Florida State to the program's best season in a decade. What a year it was and it started early as the Seminoles practiced 10 days in August before embarking on a 10-day European adventure to France and Switzerland where they played four games and won them by an average of 47 points. The Seminoles went on to record the program's most wins (19-12) in 10 years, advanced to the NCAA Tournament for the first time since the 1990-91 season and had their first winning season since 1991-92. FSU's 9-7 ACC record was the program's best record and finish (tied for 3<sup>rd</sup>) in league play. FSU finished ranked No. 25 nationally, the program's first national ranking since 1991. Semrau was named ACC Coach of the Year. Brooke Wyckoff was named a First Team All-ACC selection and was the first FSU player since 1992-93 to garner such status. She also earned ACC All-Defensive Team honors for the second straight season. Levys Torres and April Traylor were named Third Team All-ACC. Wyckoff was selected in the second round as the 26<sup>th</sup> overall pick in the WNBA Draft while Torres was a third round selection (37<sup>th</sup> pick).

## 2001-02

THE SEMINOLES once again played some of the nation's toughest opponents with five games against Top 10 opponents, 11 games total against Top 25 teams and 12 games against NCAA Tournament teams. Six of FSU's losses (13-15) were by four points or less. Tashaika Morris earned Third Team All-ACC honors. April Traylor was Honorable Mention All-ACC while Genesis Choice was named to the ACC All-Freshman Team.

## 2002-03

FLORIDA STATE made its second post-season tournament appearance in three years, playing in the WNIT and advancing to the second round. Sue Semrau guided the Seminoles to another winning season (17-13), the second in three years, and to a fourth-place finish in the ACC, which was rated No. 2 among 32 conferences in RPI rankings. Tashaika Morris earned Second Team All-ACC honors while Ganiyat Adeduntan garnered Honorable Mention ACC All-Freshman Team honors.

## 2003-04

DESPITE THE LOSS of starter LaQuinta Neely just six games into the season, Sue Semrau led the Seminoles to another WNIT appearance, marking the third post-season tournament appearance in four years and to a 15-15 record. Tashaika (Morris) Allen was named Second Team All-ACC while rookie Shante Williams earned Honorable Mention All-ACC honors and All-Freshman Team accolades.

## 2004-05

THE FLORIDA STATE women's basketball program suffered a tragedy with the sudden death of rising sophomore Ronaldia Pierce in June 2004. Sue Semrau provided the strength and leadership to pull her team through the devastation and introduced Phase Two of the program which was about personal responsibility, selflessness and a championship mentality. The Seminoles flourished in the new system and established the best start in school history (12-0) on their way to the program's first 20-win season (24-8) since 1990-91. With a second round appearance in the NCAA Tournament, FSU made its third straight post-season tournament appearance and fourth in a five-year stretch. FSU spent five weeks nationally-ranked and earned its first Associated Press ranking since 1991. Semrau, who guided FSU to

another fourth-place ACC finish, was recognized with her second ACC Coach of the Year award while Roneka Hodges became the third Seminoles to earn First Team All-ACC honors. Ganiyat Adeduntan and Alicia Gladden earned Honorable Mention All-ACC recognition while Gladden was also named to the ACC All-Defensive Team. Hodges earned Kodak Region All-American honors, was a WBCA All Star and became FSU's highest WNBA Draft pick as the first player called in the second round and the 15<sup>th</sup> pick overall.

## 2005-06

FOLLOWING A 10-DAY tour of Italy in August in which the Seminoles went 4-0 and averaged 97.8 points per game while holding opponents to 47.8 points per game, FSU continued the success it enjoyed in 2004-05. For just the second time in program history, and first since 1990 and 1991, Florida State participated in back-to-back NCAA Tournaments as Sue Semrau guided the Seminoles to a 20-10 and a second round NCAA Tourney appearance. The Seminoles also enjoyed back-to-back 20-win seasons for just the second time in program history. The Seminoles earned their most ACC wins with a 10-4 record and another fourth-place finish. Semrau became FSU women's basketball's winningest coach by victories. Alicia Gladden earned Third Team All-ACC honors and was named to the ACC All-Defensive Team for the second straight season. Britany Miller garnered ACC All-Freshman Team honors. FSU had a lot to celebrate with the Class of 2006. The first class to lead FSU to seven or more ACC victories in four consecutive seasons, this group led the team to a record fourth-straight post-season appearance and averaged 19 wins per season which is the most in the Semrau era and second most in FSU history.

## 2006-07

THE 10TH SEASON under Sue Semrau couldn't have been any sweeter as her 2006-07 squad made school history. A 68-61 victory over Stanford in the second round of the NCAA Tournament sent the Seminoles to their first NCAA Tournament Sweet 16. Florida State had its magical run cut short 55-43 by LSU in the semifinals of the Fresno Regional. The Seminoles ended the season with a 24-10 record to mark the first time in school history that the program put together three-straight 20-win seasons and went to the NCAA Tournament three years in a row. Florida State cracked the top 20 of the final USA Today/Coaches Poll as its No. 19 ranking is the highest end-of-year ranking and matched the highest rating ever at any point in the season. Senior Alicia Gladden finished her career as the Seminoles' all-time leader in steals at 275 swipes on her way to her second Third-Team All-ACC selection. Rookie forward Jacinta Monroe swatted 63 balls — the third-highest total in school history — to earn her a spot on the ACC All-Freshman team. Within the league ranks, Florida State matched a program-best by finish the league ledger at 10-4.

## 2007-08

GOOD TIMES continued to roll along for the Florida State women's basketball program as Sue Semrau led the Noles to their fourth consecutive trip to the NCAA Tournament where they won a first round game for the fourth consecutive season. The Seminoles downed nationally-ranked Ohio State by a score of 60-49 in Des Moines, Iowa to move Semrau to a perfect 5-0 in the NCAA First Round games. FSU had an All-ACC Honorable Mention pick in Tanae Davis-Cain as well as an All-ACC Academic selection in Mara Freshour while also picking up ESPN The Magazine Academic All-District honors as well. The Seminoles began the season ranked 19th in the country and went up to a program-best No. 18 during the course of the campaign. Semrau led the Seminoles to a 7-7 mark in the ACC, which placed them in a tie for fifth place in the league. Those seven victories gave Semrau a total of 75 ACC triumphs for her career, which is the eighth-best mark in the history of the league. In addition, senior Shante Williams broke the school record for career assists with 451, after putting together three seasons in which she tallied at least 100 dishes. Semrau continued to lead FSU to in-state dominance as the Seminoles won 12 consecutive games against rivals from the Sunshine State, topped by a thrilling 50-49 victory over Miami during the final week of the regular season. Florida State was one of the top three-point shooting teams in the conference and dropped in a school-record 182 three-pointers, besting the old mark by 16. In addition to being prolific, the Seminoles were accurate from behind the arc, hitting 35.7 percent, which is the best rate since the 1988-89 squad set the record of 43.4 percent the year the three-point line was instituted. Setting the record was a team effort as seven players made at least one three pointers and five hit at least 10 three balls during the season.

## 2008-09

THE SEMINOLES returned to the tournament for a fifth consecutive time and turned in one of the best seasons in school history. Sue Semrau led her squad to a 26-8 record. Sue Semrau earned her third career ACC Coach of the Year honor for her performance on the bench as she once again helped lead the Seminoles to new heights. The Seminoles earned their highest NCAA Tournament seed in Seminoles annals as well when they earned the third seed in the Trenton Regional. Seniors Mara Freshour and Tanae Davis-Cain wrapped up their impressive careers in 08-09 as the duo went out on top with one of the finest seasons for the Seminoles program. Freshour and Davis-Cain each earned ACC All-Tournament Second Team honors for their roles in helping Florida State to the second round of the ACC Tournament. The Seminoles were road warriors in 08-09 as they posted a perfect 10-0 record on the road, including a 7-0 mark in the ACC which helped propel them to a share of

the regular season title with Maryland. Jacinta Monroe set a new school single-season blocks record with 84 and became FSU's all-time blocks leader with 225 in just three years. Monroe would be honored by the ACC when she was named to the ACC All-Defensive teams for her efforts on the defensive end of the floor. Also earning plaudits for the Seminoles was freshman Cierra Bravard who turned in a stellar opening campaign en route to being named to the ACC All-Freshman team. In addition to Monroe's defensive honors she was also named to the All-ACC Second Team, while Mara Freshour and Tanae Davis-Cain each earned third team honors. The Seminoles advanced to the second round of the NCAA Tournament for the seventh consecutive time.

## 2009-10

FLORIDA STATE followed up its fantastic 2008-09 season with an even better year in 2009-10. When the year had finished, head coach Sue Semrau was able to look back on it as not just the best season in her career but in the history of the program. The Seminoles earned the second-straight regular-season ACC co-championship and advanced to the Big Dance for the sixth consecutive season. Tallahassee served as the host site for the Dayton Regional and FSU promptly dispatched St. John's and Louisiana Tech to advance to the Sweet 16. In Dayton, Semrau's Seminoles took down Mississippi State to earn an Elite Eight berth for the first time ever. Florida State finished the season with a school-record 29 wins to go along with just six losses. The team finished 12-2 in the very difficult ACC for the second year in a row and had two players - Courtney Ward (second team) and Jacinta Monroe (first team) - earn All-Conference accolades. After the season, Semrau's star pupil, Monroe, was selected sixth overall in the WNBA Draft by the Washington Mystics, which is the highest draft slot ever for an FSU women's basketball player.

## 2010-11

IN 2010-11, head coach Sue Semrau's 14th at Florida State, saw the Noles continue their run of successful seasons by advancing to their seventh consecutive NCAA Tournament, grabbing their second-straight No. 3 seed. FSU finished 24-8 - the sixth 20-win season under Semrau - and 11-3 in the ACC. Led by honorable mention All-American and All-ACC First Team honoree Cierra Bravard, the Garnet and Gold made it to the second round of the "Big Dance" and finished ranked No. 15 in the country. Senior guards Christian Hunnicutt and Courtney Ward also wrapped up their careers with honors. Hunnicutt became the first Nole named ACC Defensive Player of the Year, while Ward captured third-team All-ACC accolades. Ward ended her career as FSU's all-time leader in three-pointers and assists. Freshman sensation Natasha Howard averaged 10.6 ppg en route to third-team Freshman All-America and All-ACC Freshman Team honors. Ward led the conference in three-point shooting, while sophomore Alexa Deluzio led the ACC in three-point percentage in conference play as FSU led the ACC in team field goal percentage and three-point percentage for the second straight year.

## 2011-12

THE SEMINOLES streak of seven consecutive NCAA Tournament appearances ended in 2011-12 as FSU finished with a 14-17 record. The Garnet & Gold led the departure of all-conference point guard Courtney Ward and were forced to move its best scorer and shooter Alexa Deluzio to point guard. Deluzio, a junior, averaged 13.2 ppg and ended up leading the ACC in free throw percentage (91.9 percent) in conference games. She also set a FSU single-season mark from the charity stripe in all games (83.9 percent). Sophomore Natasha Howard had a breakout season, leading the conference in double-doubles (12), while earning All-ACC Third Team and ACC All-Defensive Team accolades. Howard led the Seminoles in rebounds, blocks and steals. Her 9.4 rebound average in 16 ACC games led the conference. Senior post Cierra Bravard wrapped up her career with an All-ACC Third Team honor. She led the Seminoles in scoring for the second straight season (14.2 ppg) and ranked second in the ACC in field goal percentage (.546).

## 2012-13

DURING THE 2012-13 SEASON, Florida State had a league-best and a school-record three All-ACC First Team selections, advanced to the NCAA Tournament second round and tallied its eighth 20-win season with Semrau at the helm. Senior guards Leonor Rodriguez (14.9 points per game) and Alexa Deluzio (13.8 ppg) led an FSU offense that had five players averaging double figures at the end of the regular season and finished in the top 10 nationally in both scoring and field goal percentage. The Seminoles' 74.8 points per game average and .453 shooting percentage were their highest marks in over 20 years. Deluzio and Rodriguez joined junior Natasha Howard on the All-ACC First Team, while senior forward Chasty Clayton collected ACC Sixth Player of the Year honors. Florida State tallied a 23-10 record and placed fourth in the ACC. At the end of the season, Semrau was honored with the Kay Yow Heart of a Coach Award from the Fellowship of Christian Athletes at the WBCA Convention in New Orleans.



# COACHING STAFF

## LANCE WHITE

**ASSOCIATE HEAD COACH  
11TH SEASON  
TEXAS TECH '96**



It's no coincidence that the best 10-year stretch in FSU women's basketball history has coincided with Lance White's tenure as an assistant coach with the Seminoles.

During his 10 years with the Garnet and Gold, FSU has a 67 percent winning percentage and has averaged nearly 22 wins per season. In 2012-13, the Seminoles advanced to their eighth NCAA Tournament and picked up their seventh 20-victory season since White came on board in 2003.

Additionally, Florida State captured back-to-back regular season ACC titles in 2010 and 2011, and advanced to the 2010 NCAA Tournament Elite Eight. The Noles captured seven consecutive NCAA Tournament berths from 2005-11.

White was promoted to associate head coach prior to the 2012-13 season and his game planning and strategy took the Garnet and Gold offense to heights it hadn't seen in over 20 years.

Florida State finished in the top 10 nationally in both scoring and field goal percentage. The Seminoles' 74.8 points per game average and .453 shooting percentage were their highest marks since the 1991-92 and 1992-93 seasons, respectively. Senior guards Alexa Deluzio and Leonor Rodriguez and junior forward Natasha Howard gave FSU a school-record and an ACC-leading three All-ACC First Team selections, while senior forward Chasity Clayton captured ACC Sixth Player of the Year honors. The Seminoles finished fourth in the league - their seventh top-four finish with White.

Considered by head coach Sue Semrau to be one of the rising stars of the coaching profession when she hired him in 2003, White has helped FSU reach new levels of success and brought an infectious energy to the program.

White has directed the FSU defense and offense during his tenure as well as been one of the country's top recruiters. In 2012, CollegeInsider.com named him one of the nation's Top 20 assistant coaches in the country.

The defensive coordinator for most of his tenure, White added the Seminoles' offense to his direction in 2011. He continues to hold responsibilities with recruiting, film and opponent breakdown in addition to assisting with camps each summer.

Florida State has experienced two of its greatest defensive seasons under White's tutelage the past few years as the team set a school record during the 2008-09 campaign by limiting opponents to 61.1 points per game. The Seminoles then broke that record in 2009-10 with a sea-



son that saw them hold opponents to just 60.8 points per contest. Last season, the Noles outscored opponents by 9.8 points per game.

Since White's arrival, many Seminoles have captured unprecedented individual success. Five players have been picked in the WNBA Draft, seven Seminoles have earned ACC All-Defensive team honors and FSU has nabbed 27 all-conference awards. In addition to the four All-ACC honorees in 2012-13, Christian Hunnicutt was named the ACC Defensive Player of the Year in 2011 and Jacinta Monroe was selected No. 6 by the Washington Wizards in the 2010 WNBA Draft.

White was well prepared when he arrived at Florida State. He came from Texas Tech where he spent 10 seasons, including seven years as an assistant coach, with the Lady Raiders' top-10 program under legendary head coach Marsha Sharp.

Some of White's responsibilities at Texas Tech included individual workouts, scouting reports, perimeter and post player development and all aspects of recruiting, including mail correspondence and recruiting visits. White also served as the academic liaison for the women's basketball team, directing study hall and monitoring academic progress while also handling player relations.

During White's time in Lubbock, Texas Tech won three Big 12 Championships and advanced to seven-straight NCAA Tournaments, including five Sweet Sixteen and two Elite Eight appearances. He was a student assis-



tant on Tech's 1993 National Championship team and a graduate assistant coach for two seasons before being elevated to a full-time coach.

While in Lubbock, Texas, White worked with some of the best players the game has ever seen. Among the players he influenced were National Player of the Year and three-time WNBA Player of the Year Sheryl Swoopes and also Plenette Pierson, who was named 2007 WNBA Sixth Woman of the Year.

A 1996 graduate of Texas Tech, White earned his bachelor's degree in exercise and sports science. He went on to receive a Master's Degree in sports administration in August of 1998. He attended Lubbock Christian University for three semesters before transferring to Texas Tech in January of 1993. As a high school athlete in Spur, he was a three-time All-District selection, two-time All-Region, and two-time third team all-state choice in basketball. His high school basketball and football teams advanced to the regional round both his junior and senior years. In addition to his football and basketball accolades, he was listed in the Spalding Top 100 tennis players in 1991.

White is an NCAA certified recruiter and member of the Women's Basketball Coaches Association. He is married to the former Melanie Smith, who is a professor at Florida A&M University. The Whites are the proud parents of Quentin and Vivian.



# COACHING STAFF



## RONALD HUGHEY

**ASSISTANT COACH  
SECOND SEASON  
LIMESTONE '06**

Ronald Hughey enters his second season as an assistant coach with the Florida State women's basketball team.

A rising star in the women's basketball coaching ranks, Hughey (pronounced: Huey) was hired by head coach Sue Semrau on April 23, 2012.

His enthusiasm and energy were felt immediately during the 2012-13 season, as he helped the Seminoles capture a 23-10 record, a fourth-place finish in the ACC and an eighth NCAA Tournament berth in the last nine years. With Hughey's assistance, the Seminoles tallied a school-record and league-best three players on the All-ACC First Team, as senior guard Alexa Deluzio and Leo Rodriguez and junior forward Natasha Howard collected honors from the conference office.

Hughey was instrumental in the development of Howard, as well as senior post Chelsea Davis, who signed a professional contract with top Spanish club Gran Canaria for the 2013-14 season.

Senior forward Chasity Clayton also collected ACC Sixth Player of the Year accolades, as the Noles finished in the top 10 nationally in both scoring and field goal percentage. FSU's 74.8 points per game average and .453 shooting percentage were its highest marks in 20 years.

In addition to his on-court duties and post player development, Hughey is one of FSU's top recruiters and the main contact for scheduling. Hughey's efforts on the recruiting trail helped the Seminoles sign one of the nation's top recruiting classes in 2013. FSU's 2013 class includes three Top 100 players, including McDonald's All-American Kai James, and was rated the nation's No. 7 class by All-Star Girls Report and No. 11 by ESPNW HoopGurlz.

Hughey came to Florida State after two seasons as an assistant coach at Texas. In two years with the Longhorns, Hughey helped Texas advance to back-to-back NCAA Tournaments.

Hughey bolstered his reputation for being one of the nation's top recruiters and post developers while at Texas. He worked extensively with 2012 Big 12 All-Defensive honoree and post standout Ashley Gayle



while at Texas, and seven players earned all-conference honors during his stint in Austin.

In 2012, he helped Texas sign the No. 13 recruiting class according to ESPN Hoopgurlz, including McDonald's All-American Imani Stafford. In 2011, he helped sign the nation's No. 10 class.

Hughey has also been an assistant coach at Rutgers, UCF, South Carolina and South Carolina State.

Prior to Texas, Hughey spent the 2009-10 season as an assistant coach at Rutgers, where he played a primary role in the Scarlet Knights' recruiting efforts, as well as coaching post players. In 2008-09, Hughey served as the recruiting coordinator at UCF and helped the Golden Knights to their first Conference USA postseason title and assisted in the signing of Gevenia Carter, the first Top-100 recruit in the history of the program.

A native of Columbia, S.C. Hughey also was an assistant coach at South Carolina in 2007-08 and at South Carolina State from 2004-07.

Before hitting the college circuit, Hughey developed several Division I players as an assistant varsity boys coach at W. J. Kennan High School in Columbia, S.C. (2001-04). Hughey also worked as a scholastic coach at C.A. Johnson Preparatory Academy and Alcorn Middle School, both in South Carolina.

Hughey spent three years attending South Carolina State before earning his bachelor's degree in liberal arts from Limestone College. He attended C.A. Preparatory Academy, where he was a three-year basketball letterwinner and claimed the State Championship during his senior season. Hughey also lettered in football (at quarterback) and cross country.

He is married to the former Alethea Barnes, a 1994 graduate of the South Carolina. He has two daughters, Sanabarabara and Rhonda.





# COACHING STAFF



## BROOKE WYCKOFF

**ASSISTANT COACH  
THIRD SEASON  
FLORIDA STATE '01**

She sparked the rise of the Florida State women's basketball program as a standout player on the court from 1997 to 2001. Ten years later, Brooke Wyckoff returned to the Seminoles - this time on the bench, joining Sue Semrau's revamped staff for the 2011-12 season.

Two years later the results speak for themselves. Last season, FSU posted a 23-10 record, finished fourth in the ACC and advanced to its eighth NCAA Tournament in nine years. Along the way, Wyckoff, a star forward during her playing career, helped the Seminoles land a school-record and a conference-best three players on the All-ACC First Team, as senior guards Alexa Deluzio and Leo Rodriguez and junior forward Natasha Howard collected honors from the conference office.

Senior forward Chasity Clayton also nabbed ACC Sixth Player of the Year accolades, as Florida State finished in the top 10 nationally in both scoring and field goal percentage. FSU's 74.8 points per game average and .453 shooting percentage were its highest marks in 20 years.

Without a doubt, Wyckoff was one of the greatest Seminoles ever to wear the Garnet and Gold on the hardwood before playing nine seasons in the WNBA. Wyckoff's experience at the professional level has given the Seminoles a rare commodity on the bench.

Along with the immediate credibility her hoops career provides, Wyckoff possesses an amiable personality that has made her an immediate hit on the recruiting trail. Her efforts led the Seminoles to sign one of the nation's top incoming recruiting classes in 2013. Led by four-star McDoanld's All-America center Kai James, the Noles' 2013 signing class features three Top 100 players and ranks as the nation's No. 7 class by All-Star Girls Report and No. 11 by ESPNW Hoop-Guriz.

Wyckoff also serves as the Seminoles' program's liaison with the FSU academic support staff in addition to her on-court duties.

In her first year back at FSU, Wyckoff, a star versatile forward during her career, helped tutor all-conference forwards Cierra Bravard and Howard. Bravard later signed a professional contract with the WNBA's San Antonio SilverStars and played the 2013 WNBA season with the Seattle Storm. Howard led the ACC in double-doubles in 2012.

A native of West Chester, Ohio, the talented post/

wing was one of the top high school players in the country before signing a National Letter of Intent with FSU in 1997 in what was Semrau's first season in Tallahassee.

In her freshman year, Wyckoff made an immediate impact as she set a single-season record at the time with 80 blocks on her way to earning ACC All-Freshman Team honors. Conference accolades continued to roll in during her next three years with a pair of All-ACC Third Team selections (1999 and 2000) and finally an All-ACC First Team honor as a senior in 2001.

Wyckoff's 1,350 career points is still the 11th-most in school history and her 804 rebounds rank sixth. She ranks No. 2 at FSU in career blocks with 209. She averaged 12.4 ppg and 7.4 rpg while starting all 109 games she played in her career.

Perhaps most importantly, Wyckoff was the cornerstone of the Seminoles' first winning season in nine years as the team posted a 19-12 record in 2001 and finished fourth in the ACC. That season culminated in the school's first trip to the NCAA Tournament in 10 years and All-America honors for Wyckoff, which was the first national accolade for an FSU women's basketball player since 1993. She capped her career by scoring 14.6 ppg and pulling down 6.6 rpg that final season.

In addition to boasting the honor of being just one of four former 'Noles to have their jerseys' retired, Wyckoff was also an outstanding performer in the classroom. She is the only Seminole to ever earn four All-ACC Academic Women's Basketball Team honors as well as four nods to the ACC Academic Honor Roll.

In 2001, she earned an ACC Postgraduate scholarship and was named to the ACC Legends Class of 2010. In 2002, she was named to the 51-member ACC 50th Anniversary Women's Basketball Team.

She also played with the USA Women's Basketball Select Team for three consecutive summers.

In 2011, Wyckoff was inducted into the Butler County Sports Hall of Fame as well as the Florida State Athletic Hall of Fame and the Greater Cincinnati Basketball Hall of Fame.



Following her senior year, Wyckoff was selected by the Orlando Miracle in the second round of the WNBA Draft. She spent two seasons in Orlando before the team moved to Connecticut where she played another three seasons with the Sun.

She was then selected by the Chicago Sky in the 2006 WNBA Expansion draft and played for that franchise until 2009.

During her nine-year WNBA career, Wyckoff appeared in 242 games.

After concluding her professional basketball career, Wyckoff served as an assistant girls basketball coach at Lakota East High School in Cincinnati, Ohio.



# COACHING STAFF



## MELISSA BRUNER

**DIRECTOR OF  
BASKETBALL OPERATIONS  
EIGHTH SEASON  
COE COLLEGE '94**

In order to ensure that everything is running smoothly away from the basketball court, Florida State needs a "coach" behind the scenes. Now in her eighth season with the FSU women's basketball program, Melissa Bruner has the daunting task of keeping everyone on the same page as Director of Basketball Operations.

A former collegiate head coach and a four-sport letterwinner in college, Bruner is able to deftly handle a wide range of responsibilities in all facets of the program. She coordinates all areas of team travel and is also in charge of facility usage and management of all practices and games.

She assists head coach Sue Semrau with scheduling and serves as the program's liaison with the athletics department's administration. Bruner oversees the equipment operations for the program and assists with the Seminole girls' summer camps.

In addition to her administrative duties with the program, Bruner is also in her seventh season working as the color analyst for the radio broadcast of all FSU women's basketball games.

Bruner came to Florida State after serving four seasons as assistant athletics director and head women's basketball coach at Coe College in Cedar Rapids, Iowa. The Kohawks reached the IIAC Tournament all four years of her tenure and advanced to the quarterfinals in her final season.

Bruner's players earned six all-conference honors. Bruner and Semrau previously worked together for two seasons at the University of Wisconsin-Madison while Semrau was an assistant coach.

Bruner was Director of Women's Basketball Operations for the Badgers for seven years where she assisted in public relations, team

travel and practice arrangements. Prior to her duties at Wisconsin, Bruner earned a master's degree in physical education, with a concentration in athletic administration, from Ohio University in 1995. She received her business administration and accounting degree with a minor in physical education from Coe College in 1994.

As a Kohawk, Bruner earned Academic All-Midwest Conference honors in softball, basketball, tennis and volleyball.

In recognition for her athletic and academic achievements, she was named a national GTE Academic All-American her senior year of college.



# SUPPORT STAFF



**MERCE POINDEXTER**  
Academic Advisor



**ERICK CASTO**  
Equipment Manager



**TYLER CLEVERLY**  
Video Coordinator



**LINDA GODDARD**  
Administrative Support Assistant



**NICOLE HAVES**  
Assistant Director of Marketing



**EMILY HUTCHERSON**  
Assistant Athletic Trainer



**LATARA KING**  
Graduate Assistant



**JOHN NEISER**  
Director of Communication



**JOSH PETERSEN**  
Graduate Assistant



**DAVE PLETTL**  
Assistant Strength & Conditioning Coach



**STEVE STONE**  
Assistant Sports Information Director



**CARLY THIBAULT**  
Director of Recruiting Operations



**ALEX THOMAS**  
Facilities, Basketball Training Center



**MORGAN TOLES**  
Student Assistant

Not pictured - Lauren Wofford (Accounting Specialist)



# 2012-13 RESULTS

RECORD:	OVERALL	HOME	AWAY	NEUTRAL
ALL GAMES	23-10	13-2	6-7	4-1
CONFERENCE	11-7	7-2	4-5	0-0
NON-CONFERENCE	12-3	6-0	2-2	4-1

Date	Opponent	Score	Att.	High Points	High Rebounds
11/11/12	SAMFORD	w 77-42	2138	(20)Chasity Clayton	(18)Chasity Clayton
11/15/12	FLORIDA	w 98-67	2443	(21)Leonor Rodriguez	(11)Natasha Howard
11/18/12	STETSON	w 76-44	2763	(23)Natasha Howard	(10)Chasity Clayton
11/23/12	^vs EKU	w 90-51		(22)Leonor Rodriguez	(5)Alexa Deluzio
11/24/12	^vs Vanderbilt	w 73-59		(16)Leonor Rodriguez	(7)Chasity Clayton
11/28/12	IOWA	w 83-69	2389	(28)Leonor Rodriguez	(6)Chasity Clayton
12/02/12	at Charlotte	w 70-54	836	(22)Alexa Deluzio	(8)Yashira Delgado
12/08/12	at Nebraska	77-78 L	3864	(24)Leonor Rodriguez	(7)Natasha Howard
12/15/12	GRAMBLING	w 96-60	2341	(23)Alexa Deluzio	(11)Chelsea Davis
12/19/12	MERCER	w 94-42	2303	(17)Natasha Howard	(12)Natasha Howard
				(17)Chelsea Davis	
12/22/12	at UNCG	w 93-63		(21)Chasity Clayton	(7)Lauren Coleman
12/30/12	*BOSTON COLLEGE	w 76-70	2722	(25)Alexa Deluzio	(12)Alexa Deluzio
1/3/13	*at Georgia Tech	w 85-78	940	(23)Leonor Rodriguez	(18)Natasha Howard
01/06/13	*at Maryland	64-71 L	5153	(18)Chelsea Davis	(7)Alexa Deluzio
01/10/13	*WAKE FOREST	72-80 L	2436	(25)Chelsea Davis	(12)Natasha Howard
01/13/13	*MIAMI	w 86-65	3028	(21)Leonor Rodriguez	(13)Chelsea Davis
1/17/13	*at Boston College	w 67-57	582	(14)Chasity Clayton	(9)Chasity Clayton
01/20/13	*at NC State	w 82-74	2183	(21)Leonor Rodriguez	(11)Chelsea Davis
01/25/13	*GEORGIA TECH	w 76-71	2812	(23)Chelsea Davis	(7)Natasha Howard
01/27/13	*VIRGINIA TECH	w 70-56	2843	(19)Chelsea Davis	(7)Alexa Deluzio
					(7)Chelsea Davis
01/31/13	*at North Carolina	62-72 L	2876	(18)Leonor Rodriguez	(11)Natasha Howard
02/03/13	*CLEMSON	w 83-61	2457	(19)Chelsea Davis	(11)Natasha Howard
				(19)Natasha Howard	
02/10/13	*at Miami	w 93-78	1589	(21)Leonor Rodriguez	(6)Natasha Howard
02/14/13	*NC STATE	69-76 L	2492	(26)Leonor Rodriguez	(10)Natasha Howard
02/17/13	*NORTH CAROLINA	w 80-73	2846	(22)Leonor Rodriguez	(10)Natasha Howard
02-23-13	*at #5/4 Duke	50-61 L	5814	(16)Alexa Deluzio	(11)Natasha Howard
02/24/13	*at Virginia Tech	52-71 L	1483	(13)Morgan Toles	(8)Natasha Howard
02/28/13	*MARYLAND	w 72-71	3057	(19)Chelsea Davis	(8)Natasha Howard
03/03/13	*at Virginia	60-72 L	4054	(22)Alexa Deluzio	(7)Yashira Delgado
03/08/13	!vs Miami	w 70-58		(19)Alexa Deluzio	(8)Morgan Toles
03/09/13	!vs Duke	66-72 L		(17)Chelsea Davis	(7)Natasha Howard
3/24/13	\$vs Princeton	w 60-44		(12)Morgan Toles	(6)Natasha Howard
				(12)Leonor Rodriguez	(6)Chelsea Davis
3/26/13	*at Baylor	47-85 L	9652	(11)Leonor Rodriguez	(6)Natasha Howard

\* = Conference game

^ = San Juan Shootout (San Juan, Puerto Rico)

! = ACC Tournament - Greensboro (N.C) Coliseum

\$ = 2013 NCAA Tournament First and Second Rounds - Ferrell Center (Waco, Texas)

Attendance Summary	Games	Attend	Avg/Game
Home	15	39070	2605
Away	13	39026	3002
Neutral	5	0	0
Total	33	78096	2367



# 2012-13 SEASON STATISTICS

## OVERALL SEASON STATISTICS

#	Player	gp-gs	min	avg	Total		3-Point		F-Throw		Rebounds				pf	dq	a	to	blk	stl	pts	avg
					fg-fga	fg%	3fg-fga	3fg%	ft-fa	ft%	off	def	tot	avg								
10	Leonor Rodriguez	33-33	1098	33.3	176-390	.451	46-130	.354	93-118	.788	13	106	119	3.6	50	0	104	102	3	67	491	14.9
03	Alexa Deluzio	33-25	1104	33.5	160-373	.429	54-148	.365	81-103	.786	39	113	152	4.6	50	1	58	63	11	36	455	13.8
34	Chelsea Davis	32-29	775	24.2	151-292	.517	0-0	.000	106-136	.779	73	97	170	5.3	78	2	16	48	38	34	408	12.8
33	Natasha Howard	33-31	886	26.8	157-323	.486	0-2	.000	104-170	.612	110	138	248	7.5	94	2	22	78	49	59	418	12.7
00	Chasity Clayton	27-9	545	20.2	108-217	.498	7-20	.350	33-51	.647	33	88	121	4.5	42	0	16	45	11	10	256	9.5
01	Morgan Toles	33-33	882	26.7	72-163	.442	0-0	.000	33-45	.733	37	74	111	3.4	50	0	127	54	1	38	177	5.4
05	Yashira Delgado	33-5	838	25.4	61-167	.365	6-15	.400	26-39	.667	41	70	111	3.4	54	1	148	110	0	64	154	4.7
32	Lauren Coleman	28-0	317	11.3	26-76	.342	8-21	.381	3-7	.429	24	40	64	2.3	28	0	17	11	1	11	63	2.3
12	J. King-Gilchrist	13-0	80	6.2	10-26	.385	1-11	.091	4-11	.364	5	10	15	1.2	8	0	3	7	1	5	25	1.9
20	Kristi Mokube	8-0	34	4.3	5-10	.500	0-0	.000	4-4	1.000	7	4	11	1.4	9	0	0	7	0	2	14	1.8
31	Ebony Wells	9-0	41	4.6	3-16	.188	0-0	.000	2-4	.500	2	3	5	0.6	3	0	0	5	0	1	8	0.9
Team																						
Total.....		33	6600		929-2053	.453	122-347	.352	489-688	.711	443	828	1271	38.5	467	6	511	536	115	327	2469	74.8
Opponents.....		33	6600		845-2115	.400	157-517	.304	298-459	.649	519	775	1294	39.2	572	-	485	647	97	239	2145	65.0

Score by Periods	1st	2nd	Totals
Florida State	1154	1315	2469
Opponents	999	1146	2145

## CONFERENCE SEASON STATISTICS

#	Player	gp-gs	min	avg	Total		3-Point		F-Throw		Rebounds				pf	dq	a	to	blk	stl	pts	avg
					fg-fga	fg%	3fg-fga	3fg%	ft-fa	ft%	off	def	tot	avg								
10	Leonor Rodriguez	18-18	640	35.6	99-224	.442	21-73	.288	66-87	.759	6	63	69	3.8	31	0	52	68	3	27	285	15.8
03	Alexa Deluzio	18-18	645	35.8	85-212	.401	27-88	.307	44-58	.759	16	71	87	4.8	24	0	34	32	6	17	241	13.4
34	Chelsea Davis	17-15	437	25.7	82-152	.539	0-0	.000	60-77	.779	42	53	95	5.6	50	2	7	27	22	18	224	13.2
33	Natasha Howard	18-18	522	29.0	85-171	.497	0-2	.000	60-101	.594	65	87	152	8.4	59	1	12	51	27	27	230	12.8
00	Chasity Clayton	12-1	196	16.3	36-78	.462	3-11	.273	10-17	.588	11	27	38	3.2	22	0	3	23	5	3	85	7.1
01	Morgan Toles	18-18	506	28.1	49-102	.480	0-0	.000	25-33	.758	16	32	48	2.7	31	0	61	27	1	21	123	6.8
05	Yashira Delgado	18-2	443	24.6	26-85	.306	4-9	.444	14-22	.636	20	27	47	2.6	31	1	61	57	0	35	70	3.9
31	Ebony Wells	1-0	2	2.0	0-1	.000	0-0	.000	2-2	1.000	0	1	1	1.0	0	0	0	0	0	0	2	2.0
20	Kristi Mokube	1-0	4	4.0	1-2	.500	0-0	.000	0-0	.000	0	0	0	0.0	0	0	0	0	0	0	2	2.0
32	Lauren Coleman	17-0	199	11.7	13-44	.295	4-12	.333	2-5	.400	16	17	33	1.9	17	0	11	7	1	5	32	1.9
12	J. King-Gilchrist	4-0	6	1.5	2-3	.667	1-2	.500	0-2	.000	0	1	1	0.3	0	0	0	0	0	0	5	1.3
Team																						
Total.....		18	3600		478-1074	.445	60-197	.305	283-404	.700	226	426	652	36.2	265	4	241	294	65	153	1299	72.2
Opponents.....		18	3600		496-1164	.426	92-268	.343	173-273	.634	291	429	720	40.0	333	-	291	327	51	134	1257	69.8

Score by Periods	1st	2nd	Totals
Florida State	583	716	1299
Opponents	582	675	1257



# 2012-13 TEAM HIGHS & LOWS

## FLORIDA STATE - TEAM GAME HIGHS

POINTS	98	FLORIDA (11/15/12)
FIELD GOALS MADE	39	at UNCG (12/22/12)
	39	MERCER (12/19/12)
	39	FLORIDA (11/15/12)
FIELD GOAL ATTEMPTS	84	at UNCG (12/22/12)
FIELD GOAL PERCENTAGE	.549 (39-71)	FLORIDA (11/15/12)
3 PT FIELD GOALS MADE	8	at Virginia (03/03/13)
	8	vs EKU (11/23/12)
3 PT FG ATTEMPTS	20	at Virginia (03/03/13)
3 PT FG PERCENTAGE	.778 (7-9)	at Nebraska (12/08/12)
FREE THROWS MADE	33	at NC State (01/20/13)
FREE THROW ATTEMPTS	40	at NC State (01/20/13)
FREE THROW PERCENTAGE	.909 (10-11)	vs Duke (03/09/13)
REBOUNDS	59	MERCER (12/19/12)
ASSISTS	25	GRAMBLING (12/15/12)
STEALS	25	at UNCG (12/22/12)
BLOCKED SHOTS	8	at Georgia Tech (1/13/13)
TURNOVERS	23	WAKE FOREST (01/10/13)
FOULS	21	at North Carolina (01/31/13)
	21	WAKE FOREST (01/10/13)

## OPPONENT - GAME HIGHS

POINTS	85	at Baylor (3/26/13)
FIELD GOALS MADE	37	at Baylor (3/26/13)
FIELD GOAL ATTEMPTS	82	MERCER (12/19/12)
FIELD GOAL PERCENTAGE	.569 (37-65)	at Baylor (3/26/13)
3 PT FIELD GOALS MADE	12	at UNCG (12/22/12)
3 PT FG ATTEMPTS	26	BOSTON COLLEGE (12/30/12)
3 PT FG PERCENTAGE	.571 (12-21)	at UNCG (12/22/12)
FREE THROWS MADE	17	vs Vanderbilt (11/24/12)
FREE THROW ATTEMPTS	24	vs Vanderbilt (11/24/12)
FREE THROW PERCENTAGE	1.000 (4-4)	SAMFORD (11/11/12)
REBOUNDS	56	at Baylor (3/26/13)
ASSISTS	25	at Baylor (3/26/13)
STEALS	12	at #5/4 Duke (02-23-13)
	12	VIRGINIA TECH (01/27/13)
BLOCKED SHOTS	6	WAKE FOREST (01/10/13)
	6	IOWA (11/28/12)
	6	FLORIDA (11/15/12)
TURNOVERS	34	at UNCG (12/22/12)
FOULS	27	NORTH CAROLINA (02/17/13)

## FLORIDA STATE - GAME LOWS

POINTS	47	at Baylor (3/26/13)
FIELD GOALS MADE	17	at #5/4 Duke (02-23-13)
FIELD GOAL ATTEMPTS	49	MARYLAND (02/28/13)
FIELD GOAL PERCENTAGE	.261 (18-69)	at Baylor (3/26/13)
3 PT FIELD GOALS MADE	0	at Georgia Tech (1/13/13)
3 PT FG ATTEMPTS	5	STETSON (11/18/12)
	5	vs Princeton (3/24/13)
3 PT FG PERCENTAGE	.000 (0-7)	at Georgia Tech (1/13/13)
FREE THROWS MADE	4	at Virginia (03/03/13)
FREE THROW ATTEMPTS	6	at Virginia (03/03/13)
FREE THROW PERCENTAGE	.500 (7-14)	at Virginia Tech (02/24/13)
REBOUNDS	25	at Baylor (3/26/13)
ASSISTS	6	at Virginia Tech (02/24/13)
STEALS	2	WAKE FOREST (01/10/13)
BLOCKED SHOTS	0	vs EKU (11/23/12)
	0	at Maryland (01/06/13)
TURNOVERS	8	vs Miami (03/08/13)
FOULS	9	MERCER (12/19/12)
	9	at Boston College (1/17/13)

## OPPONENT - GAME LOWS

POINTS	42	SAMFORD (11/11/12)
	42	MERCER (12/19/12)
FIELD GOALS MADE	17	SAMFORD (11/11/12)
	17	STETSON (11/18/12)
	17	vs Princeton (3/24/13)
FIELD GOAL ATTEMPTS	53	CLEMSON (02/03/13)
FIELD GOAL PERCENTAGE	.232 (19-82)	MERCER (12/19/12)
3 PT FIELD GOALS MADE	1	at Charlotte (12/02/12)
	1	MERCER (12/19/12)
3 PT FG ATTEMPTS	9	MIAMI (01/13/13)
	9	CLEMSON (02/03/13)
	9	at Miami (02/10/13)
	9	at Baylor (3/26/13)
3 PT FG PERCENTAGE	.059 (1-17)	MERCER (12/19/12)
FREE THROWS MADE	2	VIRGINIA TECH (01/27/13)
FREE THROW ATTEMPTS	3	VIRGINIA TECH (01/27/13)
FREE THROW PERCENTAGE	.385 (5-13)	GRAMBLING (12/15/12)
REBOUNDS	21	SAMFORD (11/11/12)
ASSISTS	5	STETSON (11/18/12)
STEALS	3	CLEMSON (02/03/13)
BLOCKED SHOTS	0	STETSON (11/18/12)
	0	vs Vanderbilt (11/24/12)
	0	GEORGIA TECH (01/25/13)
	0	at Virginia Tech (02/24/13)
TURNOVERS	11	at Virginia (03/03/13)
FOULS	8	vs Duke (03/09/13)



# 2012-13 INDIVIDUAL HIGHS & LOWS

## FLORIDA STATE - INDIVIDUAL GAME HIGHS

Points	28	Leonor Rodriguez vs Iowa (11/28/12)
	26	Leonor Rodriguez vs NC State (02/14/13)
	25	Chelsea Davis vs Wake Forest (01/10/13)
	25	Alexa Deluzio vs Boston College (12/30/12)
	24	Leonor Rodriguez at Nebraska (12/08/12)
Field Goals Made	11	Leonor Rodriguez vs Iowa (11/28/12)
	10	Chelsea Davis vs Georgia Tech (01/25/13)
	10	Chasity Clayton vs ECU (11/23/12)
Field Goal Att.	20	Leonor Rodriguez vs NC State (02/14/13)
	18	Leonor Rodriguez at Baylor (3/26/13)
	18	Leonor Rodriguez at North Carolina (01/31/13)
	18	Alexa Deluzio at NC State (01/20/13)
FG Pct (min 5 made)	1.000 (8-8)	Leonor Rodriguez vs ECU (11/23/12)
	.833 (5-6)	Chelsea Davis vs Maryland (02/28/13)
	.833 (5-6)	Chelsea Davis vs ECU (11/23/12)
	.833 (5-6)	Natasha Howard vs Samford (11/11/12)
3-Point FG Made	6	Alexa Deluzio at Virginia (03/03/13)
	4	Leonor Rodriguez at Nebraska (12/08/12)
	4	Leonor Rodriguez vs Iowa (11/28/12)
3-Point FG Att.	11	Alexa Deluzio at Virginia (03/03/13)
	9	Alexa Deluzio at NC State (01/20/13)
3-Pt FG Pct (min 2 made)	1.000 (4-4)	Leonor Rodriguez at Nebraska (12/08/12)
	1.000 (3-3)	Leonor Rodriguez vs ECU (11/23/12)
	1.000 (2-2)	Chasity Clayton at Boston College (11/17/13)
	1.000 (2-2)	Alexa Deluzio vs Florida (11/15/12)
Free Throws Made	9	Chelsea Davis vs Maryland (02/28/13)
	9	Leonor Rodriguez at Georgia Tech (1/13/13)
Free Throw Att.	14	Chelsea Davis vs Maryland (02/28/13)
	13	Natasha Howard at Georgia Tech (1/13/13)
FT Pct (min 3 made)	1.000 (8-8)	Leonor Rodriguez at NC State (01/20/13)
	1.000 (8-8)	Chelsea Davis vs Grambling (12/15/12)
	1.000 (7-7)	Chelsea Davis vs Wake Forest (01/10/13)
	1.000 (6-6)	Alexa Deluzio vs Miami (03/08/13)
	1.000 (6-6)	Alexa Deluzio vs Virginia Tech (01/27/13)
	1.000 (6-6)	Leonor Rodriguez vs Vanderbilt (11/24/12)
	1.000 (6-6)	Natasha Howard vs ECU (11/23/12)
	1.000 (5-5)	Leonor Rodriguez vs NC State (02/14/13)
	1.000 (5-5)	Chelsea Davis vs Mercer (12/19/12)
	1.000 (5-5)	Alexa Deluzio vs Samford (11/11/12)
	1.000 (4-4)	Morgan Toles at #5/4 Duke (02-23-13)
	1.000 (4-4)	Morgan Toles vs Clemson (02/03/13)
	1.000 (4-4)	Chasity Clayton vs Miami (01/13/13)
	1.000 (4-4)	Alexa Deluzio vs Grambling (12/15/12)
	1.000 (4-4)	Chelsea Davis vs Iowa (11/28/12)
	1.000 (4-4)	Chelsea Davis vs Samford (11/11/12)
	1.000 (3-3)	Leonor Rodriguez at #5/4 Duke (02-23-13)
	1.000 (3-3)	Chelsea Davis vs Miami (01/13/13)
	1.000 (3-3)	Leonor Rodriguez at UNCG (12/22/12)
	1.000 (3-3)	Alexa Deluzio at Charlotte (12/02/12)
	1.000 (3-3)	Chelsea Davis at Charlotte (12/02/12)
	1.000 (3-3)	Leonor Rodriguez vs ECU (11/23/12)
Rebounds	18	Natasha Howard at Georgia Tech (1/13/13)
	18	Chasity Clayton vs Samford (11/11/12)
Assists	10	Morgan Toles at Georgia Tech (1/13/13)
	10	Morgan Toles vs ECU (11/23/12)
Steals	6	Alexa Deluzio vs Miami (03/08/13)
	6	Leonor Rodriguez at UNCG (12/22/12)
Blocked Shots	5	Natasha Howard vs Princeton (3/24/13)
	5	Natasha Howard at Virginia (03/03/13)
Turnovers	7	Yashira Delgado at Virginia (03/03/13)
	7	Leonor Rodriguez vs Maryland (02/28/13)
	7	Leonor Rodriguez at #5/4 Duke (02-23-13)
	7	Alexa Deluzio at Nebraska (12/08/12)
Fouls	5	Natasha Howard vs Miami (03/08/13)
	5	Natasha Howard at Virginia (03/03/13)
	5	Yashira Delgado at Virginia (03/03/13)
	5	Chelsea Davis vs North Carolina (02/17/13)
	5	Chelsea Davis at North Carolina (01/31/13)
	5	Alexa Deluzio at Nebraska (12/08/12)

## OPPONENT - INDIVIDUAL GAME HIGHS

Points	36	Hooper, Jordan at Nebraska (12/08/12)
	34	Boykin, Lakevia vs Wake Forest (01/10/13)
	33	Griner, Brittney at Baylor (3/26/13)
	26	Kody Burke vs NC State (02/14/13)
	26	Marshall, Tyaunna vs Georgia Tech (01/25/13)
Field Goals Made	15	Griner, Brittney at Baylor (3/26/13)
	12	Boykin, Lakevia vs Wake Forest (01/10/13)
	12	Hooper, Jordan at Nebraska (12/08/12)
Field Goal Att.	22	Griner, Brittney at Baylor (3/26/13)
	21	Boykin, Lakevia vs Wake Forest (01/10/13)
FG Pct (min 5 made)	1.000 (5-5)	BARBER, Jade vs ECU (11/23/12)
	.833 (5-6)	McCowan, Bianca vs Grambling (12/15/12)
3-Point FG Made	6	Katie Rutan vs Maryland (02/28/13)
	6	Hooper, Jordan at Nebraska (12/08/12)
3-Point FG Att.	11	Hooper, Jordan at Nebraska (12/08/12)
	10	Dietrick, Blake vs Princeton (3/24/13)
	10	Katie Rutan vs Maryland (02/28/13)
3-Pt FG Pct (min 2 made)	1.000 (2-2)	Hayden, Kismetria at Baylor (3/26/13)
	1.000 (2-2)	McDaniel, Xylina vs North Carolina (02/17/13)
	1.000 (2-2)	Young, Hannah vs Virginia Tech (01/27/13)
	1.000 (2-2)	GOINS, Ebona at UNCG (12/22/12)
Free Throws Made	8	Stroman, Morgan vs Miami (03/08/13)
	8	Stroman, Morgan vs Miami (01/13/13)
Free Throw Att.	12	Alyssa Thomas vs Maryland (02/28/13)
	12	Stroman, Morgan vs Miami (01/13/13)
FT Pct (min 3 made)	1.000 (6-6)	Tricia Liston vs Duke (03/09/13)
	1.000 (6-6)	Boykin, Lakevia vs Wake Forest (01/10/13)
	1.000 (4-4)	Tellier, Monet at Virginia Tech (02/24/13)
	1.000 (4-4)	Johnson, Morgan vs Iowa (11/28/12)
	1.000 (4-4)	SHAW, Kendall vs Vanderbilt (11/24/12)
	1.000 (3-3)	Jamison-Myers, N. vs Clemson (02/03/13)
Rebounds	22	Griner, Brittney at Baylor (3/26/13)
	18	Wilson, Shawnice vs Miami (03/08/13)
Assists	12	Dawnn Maye at Georgia Tech (1/13/13)
	10	HAMMONDS, Ny at Charlotte (12/02/12)
Steals	7	HAMMONDS, Ny at Charlotte (12/02/12)
	6	Chloe Wells at #5/4 Duke (02-23-13)
Blocked Shots	4	Griner, Brittney at Baylor (3/26/13)
	4	McIntyre, Vicky vs Florida (11/15/12)
Turnovers	10	MISSOURI, Jazmine at UNCG (12/22/12)
	10	HAMMONDS, Ny at Charlotte (12/02/12)
	10	Logic, Samantha vs Iowa (11/28/12)
Fouls	5	Alicia DeVaughn vs Maryland (02/28/13)
	5	Young, Hannah at Virginia Tech (02/24/13)
	5	Haley Peters at #5/4 Duke (02-23-13)
	5	Rolle, Waltiea vs North Carolina (02/17/13)
	5	Ruffin-Pratt, Tierra vs North Carolina (02/17/13)
	5	McDaniel, Xylina vs North Carolina (02/17/13)
	5	Dixon, Nikki vs Clemson (02/03/13)
	5	Ruffin-Pratt, Tierra at North Carolina (01/31/13)
	5	Evans, Nia vs Virginia Tech (01/27/13)
	5	Krystal Barrett at NC State (01/20/13)
	5	Markeisha Gatling at NC State (01/20/13)
	5	Williams, Asia vs Wake Forest (01/10/13)
	5	D. Hamilton-Carter at Georgia Tech (1/13/13)
	5	Cady, Emily at Nebraska (12/08/12)
	5	HAILEY, Jennifer at Charlotte (12/02/12)
	5	REECE, Taylor vs Samford (11/11/12)



# IN MEMORY



## MATTHEW SCHMAUCH LEADERSHIP AWARD

*Matthew Schmauch, an Assistant Director of Academic Support who worked with the women's basketball program for four seasons, was instrumental in the academic success of FSU student-athletes. His influence went beyond the classroom. He was an ambassador, a mentor, a friend, a big brother, a fan — truly a shining example of where hard work and determination can take you. This award, established in his memory, is given annually to the women's basketball player who exemplifies these characteristics of leadership.*

The Florida State Athletics Department lost a dear member of its Seminole family on June 13, 2003. Matt Schmauch, 29, an Assistant Director for the Athletic Academic Support Program at Florida State, died from anaphylaxis due to an allergic reaction to nuts while representing FSU at the N4A convention in St. Louis, Mo.

A native of Allen Park, Mich., Schmauch had been a valuable member of the athletic academic support staff since 1996. A glowing role model in the classroom, Schmauch earned a bachelor's degree in finance from Florida State in 1995 and went on to receive a master's degree in athletic administration from FSU in 1996.

In 2003-04, the Florida State women's basketball program created a special award in honor of Schmauch.



Head Coach Sue Semrau, Leo Rodriguez and Brien Schmauch

## MATTHEW SCHMAUCH AWARD RECIPIENTS

2003-04	Lauren Bradley
2004-05	Linnea Liljestrand
2005-06	LaQuinta Neely
2006-07	Mara Freshour
2007-08	Shante Williams
2008-09	Mara Freshour
2009-10	Christian Hunnicutt & Kayli Keough
2010-11	Chasity Clayton
2011-12	Leonor Rodriguez
2012-13	Leonor Rodriguez



Brien Schmauch and LaQuinta Neely



Brien Schmauch, Linnea Liljestrand and Janis Schmauch



Sue Semrau, Mara Freshour and Brien Schmauch





# IN MEMORY



## RONALDA PIERCE HEART AWARD

**Daughter, sister, classmate, teammate, role model, friend and Seminole. Ronaldda Pierce meant so much to so many people. Although with us a short time, Ronaldda's memory will forever be etched in the hearts of the Seminole family. Ronaldda represented courage, heart, determination, growth and joy. It was these characteristics that allowed her to blossom into the person that was cherished by all who knew her. The recipient of this award exemplifies these same qualities of perseverance and heart.**

On June 8, 2004, the Florida State women's basketball program lost a special member of its family with the sudden death of Ronaldda Pierce, a 6-5 post player from Ashburn, Ga. In 2004-05, the players wore #55 on their shoes in her honor.

The Seminoles paid tribute to Ronaldda by celebrating the time, although too short, that they had with her. In 2005, an award was established in her memory.



While Ronaldda Pierce remains on the minds and in the hearts of those associated with Florida State women's basketball, the 2006-07 season had an even greater meaning as it would have represented Ronaldda's senior season. Members of her recruiting class, Nikki Anthony, Shante Williams and Alicia Gladden, proudly hold up their hands signifying the No. 55; Ronaldda's jersey

## RONALDA PIERCE AWARD RECIPIENTS

2004-05	LaQuinta Neely
2005-06	Ganiyat Adeduntan
2006-07	Nikki Anthony, Alicia Gladden & Shante Williams
2007-08	Mara Freshour
2008-09	Angel Gray
2009-10	Courtney Ward
2010-11	Alexa Deluzio
2011-12	Kristi Mokube
2012-13	Morgan Toles



Morgan Toles, Head Coach Sue Semrau and the Pierce family at the 2013 Women's Basketball Awards Banquet.



Ganiyat Adeduntan and the Pierce family at the 2006 Women's Basketball Awards Banquet



Alicia Gladden, Shante Williams and Nikki Anthony with Ronaldda's sister and brother



# IN MEMORY



## ALICIA "ICE" GLADDEN

*The Florida State women's basketball family suffered an immeasurable loss on April 19, 2013, when former standout guard Alicia "Ice" Gladden passed away at the age of 27 following a tragic car accident.*

*Nicknamed "Ice" because of her smooth style of play on the court, Gladden was an enormous part of Florida State's program-building trip to the NCAA Sweet 16 in 2007. The native of Orange Park, Fla., who always showcased a beautiful left-handed touch was known as someone who made you smile and carried an infectious personality.*

### CAREER ACCOMPLISHMENTS

- Going into the 2013-14 season, Gladden is the only Seminole to capture ACC All-Defensive Team honors three times.
- Holds the Florida State career record for steals (275) as well as the single-season record (101) in 2004-05.
- Led the 'Noles in scoring in her junior and senior seasons, culminating by averaging 13.5 points and leading FSU to its first-ever NCAA Tournament Sweet 16 in 2007.
- Two-Time All-ACC Third Team performer and an All-ACC Honorable Mention player who became the 20th member of Florida State's 1,000 point club, finishing with 1,403 career points which is currently 10th all-time.





# HALL OF FAME

The Florida State Athletics Hall of Fame enjoys a rich tradition. Florida State is fortunate to enjoy an athletics program that reflects the integrity achieved by an academic institution with over 150 years of success.

There are 289 members of the FSU Athletics Hall of Fame. The first and largest class was inducted in 1977 and there has been a class inducted every fall since with the exception of 1996 when Florida State spent the year celebrating its 50th Anniversary of athletics.

Five former women's basketball greats, Sue Galkantas, Tia Paschal, Wanda Burns-Jackson, Brooke Wyckoff and Bev Burnett are members of the Florida State Athletics Hall of Fame.



## SUE GALKANTAS HALL OF FAME 1989

Florida State may never forget the scoring power of Sue Galkantas, who with an amazing 2,323 career points, is the most prolific scorer in Seminole basketball history. That total is the most points ever scored by a player, male or female — in Florida State history.

By the time Galkantas graduated in 1984, her name was listed in nearly every statistical category in the FSU records book. Averaging 19.4 points per game in her career — a mark that still ranks number one on the career lists — was just a glimpse of the impact that she had as a Seminole. In her rookie year, she broke the FSU freshman scoring record and was named a freshman All-American in numerous publications. By her sophomore year, Galkantas had already scored her 1,000th point and established herself as one of the top 20 scorers in the nation. In her junior season, she led FSU to a 24-6 record and to its first trip to the NCAA Tournament.

Overall, she scored in double figures in 115 of 120 games and still holds six career and single-season records. In 1989, Galkantas also became the first female FSU athlete to have her number retired.



## TIA PASCHAL HALL OF FAME 1999

The Florida State women's basketball program enjoyed its greatest success during the four-year career of Tia Paschal, who lettered for the Seminoles from 1989 to 1993.

A forward from Thomson, Ga., Paschal was an immediate contributor for Florida State and was a three-year starter after averaging 20 minutes of play as a rookie. She ended her career averaging 19.4 points and 7.4 rebounds as a senior while earning first team All-ACC honors and second team All-America honors by the American Women's Sports Federation. During her career, she helped lead the Seminoles to two consecutive NCAA Tournament appearances in 1989-90 and 1990-91 as well as a Metro Conference championship in the 1990-91 season.

Paschal's versatility made her a weapon in every facet of the game which is evident by the records she still holds at Florida State. She holds the records free throws made (14) in a game and is second for steals in a career (269). Paschal is also among FSU's top 10 in five season and six career records and ranks second all-time in scoring with 1,662 points.

Honors came in abundance for Paschal throughout her career. After redshirting the 1988-89 season with a knee injury, Paschal took the conference by storm as a freshman, earning Metro Conference All-Rookie Team honors. She earned Metro All-Tournament Team honors two seasons and was twice named the conference Player of the Week.

Paschal continued playing the game that she loves professionally. Since her graduation in criminology in 1993, Paschal's professional overseas experience has included stops in Germany, Sweden and Spain. She also played one season with the Charlotte Sting of the WNBA.





# HALL OF FAME

## WANDA BURNS HALL OF FAME 2006

Wanda Burns overcame adversity to become a successful women's basketball player at Florida State. One of Marynell Meadors first recruits, Burns was a highly-touted 5-8 guard out of Macon, Georgia.

Though she carried a 3.0 GPA in high school, her SAT scores were below the required score to meet the new NCAA Prop 48 rule and she had to sit out her freshman season. Burns used the year to hit the books and get acclimated to campus life.

She hit the court in 1988-89 with something to prove. She averaged 11 points a game and led the team with 92 assists, helping FSU to its first winning season since 1983.

She electrified the team in 1989-90 and sparked FSU to a 21-9 record and to the NCAA Tournament. Burns set an FSU record for free throw percentage and led the team in scoring, three pointers and steals.

In 1990-91, her final season, Burns was named Metro Conference Player of the Week, set a single game record with 10 steals in a game and led the team in three-point shooting. FSU enjoyed one of its most successful seasons with a record of 25-7. Burns led the Metro Conference in scoring at 18.5 points per game and scored double figures in 38 consecutive games. She was named Metro Conference Tournament MVP and Player of the Year and also earned Hanes Her Way NCAA Woman of the Year and Second Team All-American honors.

Burns still ranks among FSU's top 10 in four career and 11 single-season statistical categories.



## BROOKE WYCKOFF HALL OF FAME 2011

Florida State women's basketball assistant coach Brooke Wyckoff solidified her place among the all-time great 'Noles in September 2011 with her induction into the Florida State Athletic Hall of Fame.

Wyckoff, who was a star forward for head coach Sue Semrau's first hoops teams from 1997-2001, became the fourth women's basketball player to be inducted into the Hall of Fame on Sept. 2 at a ceremony at the University Center Club, joining Sue Galkantas (Class of 1989), Tia Paschal (Class of 1999) and Wanda Burns (Class of 2006).

"Getting inducted into Florida State's Hall of Fame is the biggest honor I have ever received," Wyckoff said. "It's amazing. It's surreal and an honor to be among the amazing athletes that are in it. It was a great opportunity for me to reflect on my career here, and to thank everybody publicly made it so special."


Wyckoff and the rest of her illustrious class – Tony Brown, Sam Cowart, Marshall McDougall, Stephen Parry, Chris Weinke and Andy Miller – were also honored on Bobby Bowden Field at Doak Campbell Stadium during FSU football's 2011 season-opening football game versus Louisiana-Monroe.

The latest addition to Semrau's coaching staff, Wyckoff was hired by her alma mater this summer. Wyckoff spent nine years in the WNBA, playing for the Orlando Miracle, Connecticut Sun and the Chicago Sky.

Wyckoff was one of the top high school players in the country but chose to leave West Chester, Ohio to play for Sue Semrau and Florida State. She made an immediate impact setting an FSU record with 80 blocked shots as a freshman in 1997.

She went on to earn All-ACC honors as a sophomore and junior and capped her senior season (2001) with first team All-ACC honors as well as All-America honors. She was also FSU's only four-time Academic All-ACC performer and received an ACC postgraduate scholarship.

Wyckoff scored 1,350 points over her storied FSU career and finished as the second best shot blocker the Seminoles have ever produced with 209. She grabbed 804 career rebounds and was also ranked among FSU's all-time Top 10.





# HALL OF FAME

## BEV BURNETT HALL OF FAME 2012

Tallahassee native Bev Burnett rounded out her Florida State career as one of the most prolific scorers in school history. A four-year letterwinner from 1985-89, Burnett finished her career with 1,509 points, a mark that ranks fifth in FSU history. She also ranks sixth all-time in scoring average at 15.6 points per game.

A team captain, the 5-9 forward earned All-Metro Conference First Team honors in both 1988 and 1989 and led the Seminoles in scoring in each of those seasons with averages of 21.3 and 15.9 points per game, respectively. Her 21.3 points per game average in 1988 still ranks as the second highest single-season mark in Florida State women's basketball history.

Burnett is a six-time member of the FSU 30-point club and her 34 points vs. both Florida A&M (1986) and Virginia Tech (1988) and ranks sixth for most points scored in a game by a Seminole. She was also named a third team All-American by the American Women's Sports Federation in 1988 and has numerous conference player of the week honors to her credit.

She became the fifth women's basketball player inducted into the FSU Hall of Fame.





# RETIRED NUMBERS

**#43**  
**SUE GALKANTAS**



**#21**  
**BROOKE WYCKOFF**

**#22**  
**WANDA BURNS**




**#30**  
**TIA PASCHAL**



# ALL-AMERICANS



Lisa Foglio



Sue Galkantas



Allison Peercy



Wanda Burns



Chris Davis

## ALL-AMERICANS

Lisa Foglio	1982 All-Region Kodak All-America
Sue Galkantas	1982 All-Region Kodak All-America 1982 Second Team Freshman All-America 1982 Freshman All-America (Street & Smith's) 1983 Second Team All-America (Women's Basketball Yearbook)
Lorraine Rimson	1984 Freshman All-America
Bev Burnett	1988 Third Team All-America (American Women's Sports Federation)
Wanda Burns	1991 Third Team All-America (American Women's Sports Federation)
Chris Davis	1991 Special Mention All-America (American Women's Sports Federation)
Tia Paschal	1993 Second Team All-America (American Women's Sports Federation)
Danielle Ryan	1993 Fourth Team All-America (American Women's Sports Federation)
Christy Derlak	1993 Special Mention All-America (American Women's Sports Federation)
Allison Peercy	1993 Special Mention All-America (American Women's Sports Federation)
Brooke Wyckoff	2001 Second Team All-America (Women's Basketball News Service)
Roneeka Hodges	2005 Kodak/WBCA All-Region II All-America Team
Cierra Bravard	2011 State Farm/WBCA Honorable Mention All-American



# USA NATIONAL TEAMS



Bev Burnett



Danielle Ryan



Tia Paschal



Christy Derlak



Roneeka Hodges

## USA NATIONAL TEAMS

Sue Galkantas	1981, National Sports Festival
Jan Allen	1982, FAIAW Coach of the Year
Lorraine Rimson	1985, Team USA (Maccabiah Games in Israel)
Marynell Meadors	1989, Olympic Festival (Head Coach)
Brooke Wyckoff	1992, USA Women's Select Team (Assistant Coach)
Roneeka Hodges	1998, USA Select Team;
Jacinta Monroe	1999, USA Basketball World University Games Team;
Sue Semrau	2000, USA Basketball Jones Cup Team
	2003, USA Basketball Pan American Team
	2009, USA Basketball World University Games Team
	2010, USA Basketball FIBA U18 World Championship (Assistant Coach)
	2011, USA Basketball FIBA U19 World Championship (Assistant Coach)



Brooke Wyckoff



Sue Semrau



Jacinta Monroe





# CONFERENCE AWARDS

## ALL-CONFERENCE TEAMS

1988	Bev Burnett - Metro first team
1989	Bev Burnett - Metro first team Chris Davis - Metro second team Wanda Burns - Metro All-Rookie team
1990	Wanda Burns - Metro first team Chris Davis - Metro second team; Tia Paschal - Metro All-Rookie team Chantelle Dishman - Metro Freshman of the Year, All-Rookie team Marynell Meadors - Metro Coach of the Year
1991	Wanda Burns - Metro first team, player of the year Chantelle Dishman - Metro first team; Tia Paschal - Metro second team Marynell Meadors - Metro Coach of the Year
1992	Connie Robinson - ACC All-Freshman team
1993	Tia Paschal - ACC first team
1994	Christy Derlak - ACC second team
1996	Latavia Coleman - ACC All-Freshman team
1997	Brooke Wyckoff - ACC All-Freshman team
1998	Latavia Coleman - ACC second team
1999	Brooke Wyckoff - ACC third team April Traylor - ACC All-Freshman team
2000	Latavia Coleman - ACC second team Brooke Wyckoff - ACC third team
2001	Brooke Wyckoff - ACC first team Levys Torres - ACC third team; April Traylor - ACC third team Sue Semrau - ACC Coach of the Year
2002	Tasheika Allen - ACC third team
2003	Tasheika Allen - ACC second team
2004	Tasheika Allen - ACC second team Shante Williams - ACC All-Freshman team
2005	Roneeka Hodges - ACC first team Ganiyat Adeduntan - ACC honorable mention Alicia Gladden - ACC honorable mention Sue Semrau - ACC Coach of the Year
2006	Alicia Gladden - ACC third team Britany Miller - ACC All-Freshman team
2007	Alicia Gladden - ACC third team Jacinta Monroe - ACC All-Freshman team
2008	Tanae Davis-Cain - ACC honorable mention
2009	Jacinta Monroe - ACC second team Tanae Davis-Cain - ACC third team Mara Freshour - ACC third team Cierra Bravard - ACC All-Freshman team Sue Semrau - ACC Coach of the Year
2010	Jacinta Monroe - ACC first team Courtney Ward - ACC second team
2011	Cierra Bravard - ACC first team Courtney Ward - ACC third team Natasha Howard - ACC All-Freshman team
2012	Cierra Bravard - ACC third team Natasha Howard - ACC third team
2013	Alexa Deluzio - ACC first team (Coaches, Blue Ribbon Panel) Leonor Rodriguez - ACC first team (Coaches, Blue Ribbon Panel) Natasha Howard - ACC first team (Blue Ribbon Panel), ACC second team (Coaches) Chasity Clayton - ACC Sixth Player of the Year

## CONFERENCE ALL-TOURNAMENT TEAMS

1980	Cherry Rivers, Metro
1983	Sue Galkantas, Metro
1990	Tia Paschal, Metro
1991	Wanda Burns, Metro (MVP); Tia Paschal, Metro
1993	Tia Paschal - ACC first team
2000	Latavia Coleman - ACC first team
2001	Brooke Wyckoff - ACC second team
2009	Tanae Davis-Cain - ACC second team Mara Freshour - ACC second team

## ACC DEFENSIVE PLAYER OF THE YEAR

2011	Christian Hunnicutt
------	---------------------

## ACC ALL-DEFENSIVE TEAMS

2000	Brooke Wyckoff
2001	Brooke Wyckoff
2005	Alicia Gladden
2006	Alicia Gladden
2007	Alicia Gladden
2009	Jacinta Monroe
2010	Jacinta Monroe
2011	Christian Hunnicutt
2012	Natasha Howard

## ACC SELECT TEAM

1993	Tia Paschal
1994	Christy Derlak

## CONFERENCE PLAYERS OF THE WEEK

Bev Burnett	1985-86, 1987-88 (2), 1988-89 (Metro)
Chris Davis	1987-88, 1990-91 (Metro)
Wanda Burns	1989-90 (Metro)
Connie Robinson	1991-92 ACC Rookie of the Week (twice)
Tia Paschal	1990-91 (Metro), 1992-93 (ACC)
Carla Williams	1995-96 (ACC)
Latavia Coleman	1996-97 ACC Rookie of the Week; 1999-00 ACC Player of the Week (twice)
Brooke Wyckoff	1997-98 ACC Rookie of the Week; 2000-01 ACC Player of the Week
April Traylor	1998-99 ACC Rookie of the Week (twice) 2001-02 ACC Player of the Week
Angela Sutton	1998-99 ACC Rookie of the Week
Levys Torres	2000-01 ACC Player of the Week
Ganiyat Adeduntan, Holly Johnson	2002-03 ACC Rookie of the Week
Tasheika Allen	2003-04 ACC Player of the Week
Shante Williams	2003-04 ACC Rookie of the Week (three times)
Roneeka Hodges	2004-05 ACC Player of the Week (twice)
Ganiyat Adeduntan	2004-05 ACC Player of the Week
Britany Miller	2005-06 ACC Rookie of the Week (three times)
Jacinta Monroe	2006-07 ACC Rookie of the Week (three times)
Alysha Harvin	2006-07 ACC Rookie of the Week
Jacinta Monroe	2008-09 Player of the Week
Cierra Bravard	2008-09 Rookie of the Week (two times)
Courtney Ward	2009-10 ACC Player of the Week
Chasity Clayton	2009-10 ACC Freshman of the Week
Jacinta Monroe	2009-10 ACC Player of the Week
Chelsea Davis	2012-13 ACC Player of the Week
Alexa Deluzio	2012-13 ACC Player of the Week
Natasha Howard	2012-13 ACC Player of the Week
Leonor Rodriguez	2012-13 ACC Player of the Week



# ACADEMIC AWARDS

## METRO CONFERENCE COMMISSIONER'S LIST

1984-85	Celia Slater, Penny Stone
1985-86	Sarah Hall
1986-87	Sarah Hall, Terri McCarty
1987-88	Sarah Hall, Terri McCarty
1988-89	Bev Burnett, Chris Davis, Luz Lopez, Robin Storey
1989-90	Chris Davis, Kelli Test, Shannon Hodge
1990-91	Robin Corn

## ACC POSTGRADUATE SCHOLARSHIP

1993-94	Christy Derlak
2000-01	Brooke Wyckoff
2010-11	Christian Hunnicutt

## ACC ACADEMIC HONOR ROLL SECTIONS

1991-92	Robin Corn, Christy Derlak, Danielle Ryan
1992-93	Christy Derlak, Danielle Ryan, Allison Peercy
1993-94	Christy Derlak, Allison Peercy, Liberty Taylor, Angela Atkinson, Michelle Frank
1994-95	Allison Peercy, Liberty Taylor, Katina Cobbins, Wendy Hampton, Anja Pedersen
1995-96	Wendy Hampton, Kristen Parker, Leslie Waugh, Carla Williams
1996-97	Arleshia Davidson, Wendy Hampton, Kristen Parker, Leslie Waugh
1997-98	Arleshia Davidson, Vanessa Fuchs, Wendy Hampton, Latrice McLin, Jen Robinson, Leslie Waugh, Brooke Wyckoff
1998-99	Arleshia Davidson, Vanessa Fuchs, Val Linley, Jen Robinson, Lakesha Springle, Angela Sutton, Brooke Wyckoff
1999-00	Latavia Coleman, Molly Beal, Brooke Wyckoff, Vanessa Fuchs, Lauren Bradley, Levys Torres, Katelyn Vujas
2000-01	Molly Beal, Lauren Bradley, Vanessa Fuchs, Petra Hofmann, Lakesha Springle, Brooke Wyckoff
2001-02	Lauren Bradley, Genesis Choice, Linnea Liljestrand, Kim Small
2002-03	Ganiyat Adeduntan, Lauren Bradley, Holly Johnson, Linnea Liljestrand, Tasheika Allen

2003-04	Ganiyat Adeduntan, Nikki Anthony, Lauren Bradley, Alicia Gladden, Holly Johnson, Linnea Liljestrand, LaQuinta Neely
2004-05	Ganiyat Adeduntan, Nikki Anthony, Alicia Gladden, Christie Lautsch, Linnea Liljestrand, Hannah Linquist
2005-06	Ganiyat Adeduntan, Nikki Anthony, Tiffany Buckelew, Mara Freshour, Alicia Gladden, Holly Johnson, LaQuinta Neely, Dranadia Roc
2006-07	Nikki Anthony, Tiffany Buckelew, Mara Freshour, Alicia Gladden, Christie Lautsch
2007-08	Mara Freshour, Christian Hunnicutt
2008-09	Mara Freshour, Kayli Keough
2009-10	Chasity Clayton, Christian Hunnicutt, Kayli Keough
2010-11	Christian Hunnicutt
2011-12	Chasity Clayton, Emma Loucks, Ebony Wells
2012-13	Chasity Clayton, Morgan Toles

## ACADEMIC ALL-ACC

1998	Arleshia Davidson, Wendy Hampton, Brooke Wyckoff
1999	Jen Robinson, Brooke Wyckoff
2000	Molly Beal, Brooke Wyckoff
2001	Molly Beal, Vanessa Fuchs, Brooke Wyckoff
2002	Linnea Liljestrand
2003	Holly Johnson
2004	Ganiyat Adeduntan, Lauren Bradley
2005	Ganiyat Adeduntan, Linnea Liljestrand
2006	Ganiyat Adeduntan, Alicia Gladden, Holly Johnson, LaQuinta Neely
2007	Nikki Anthony, Mara Freshour, Alicia Gladden
2008	Mara Freshour
2009	Mara Freshour
2010	Christian Hunnicutt
2011	Christian Hunnicutt



Morgan Toles



Christian Hunnicutt



# ALL-TIME LETTERWINNERS

A	
Abraham, Joanne	1970-73 (3)
Adams, Leslie	1992-93 (1)
Adeduntan, Ganiyat	2002-06 (4)
Alexander, Vicki	1976-77 (1)
Allen, Deb	1971-74 (3)
Allen, Tasheika	2001-04 (3)
Anthony, Nikki	2004-07 (3)
Arnold, Jackie	1977-79 (2)
Arnoldi, Alison	1990-94 (4)
Atkinson, Angela	1993-94 (1)

B	
Bailey, Jan	1973-76 (3)
Baker, Jill	1980-84 (4)
Barrineau, Karen	1977-79 (2)
Battles, Judy	1974-77 (3)
Beal, Molly	1999-01 (2)
Beebe, Marion	1972-73 (1)
Belcher, Debra	1972-73 (1)
Bennett, Lea	1998-99 (2)
Blaydes, Diane	1978-80 (2)
Boehmer, Cindy	1972-76 (4)
Bohall, Bonnie	1972-73 (1)
Bouknight, Veronica	1985-86 (1)
Bradley, Lauren	1999-04 (4)
Bravard, Cierra	2008-11 (4)
Bresnahan, Olivia	2010-12 (2)
Brokas, Chris	1975-77 (2)
Brown, Lako	1997-01 (4)
Brown, Susan	1973-76 (3)
Brown, Terry	1972-74 (2)
Buchanan-Berryhill, Mary	1986-93 (3)
Buckelew, Tiffany	2004-07 (3)
Buford, Kyria	2005-06 (1)
Burqun, Ruthann	1980-81 (1)
Burnette, Bev	1984-89 (4)
Burns, Wanda	1988-91 (3)
Burroughs, Joye	1981-82 (1)

C	
Cannon, Mary Anne	1972-76 (4)
Choice, Genesis	2001-04 (3)
Clark, Gussie	1984-88 (4)
Clayton, Chasity	2008-13 (4)
Cliette, Brenda	1983-87 (2)
Cobbins, Katina	1991-95 (3)
Coleman, Latavia	1996-00 (4)
<b>Coleman, Lauren</b>	<b>2010-pr (2)</b>
Collins, Ann	1976-78 (2)
Collins, Debra	1988-89 (1)
Colquitt, Emma	1972-76 (4)
Corn, Robin	1987-92 (4)
Crutchfield, Linda	1972-74 (2)

D	
Davidson, Arleshia	1995-99 (4)
Davis, Chelsea	2009-13 (4)
Davis, Chris	1987-91 (4)
Davis, Melissa	1977-78 (1)
Davis, Vicki	1970-73 (3)
Davis-Cain, Tanae	2005-09 (4)
<b>Delgado, Yashira</b>	<b>2012-Pr. (1)</b>
Deluzio, Alexa	2008-13 (4)
Derlak, Christy	1990-94 (4)
Dishman, Chantelle	1989-93 (4)
Drew, Tizza	1976-77 (1)

E-F	
Edwards, Debbie	1969-72 (3)
Eilbacher, Denise	1976-78 (2)
Erickson, Cathy	1992-93 (1)
Fahey, Meg	1981-82 (1)
Foglio, Lisa	1980-83 (3)
Fowler, Tanya	1988-92 (4)
Frank, Cindy	1970-73 (3)
Frank, Michelle	1992-94 (2)
Freshour, Mara	2005-09 (4)
Fuchs, Vanessa	1997-01 (4)

G	
Gailey, Becky	1977-78 (1)
Galkantas, Nancy	1981-83 (2)
Galkantas, Sue	1980-84 (4)
Galloway, Karen	1989-91 (2)
Garrett, Val	1984-87 (3)
Gladden, Alicia	2003-07 (4)
Glover, Cheryl	1985-86 (1)
Golden, Scooby	1978-80 (2)
Gomez, Jan	1969-71 (2)
Gonzalez, Clara	1974-77 (3)
Gracey, Tamara	1998-99 (1)
Graham, Marlene	1972-76 (4)
Gray, Angel	2006-10 (4)
Gray, Joan	1969-72 (3)
Gray, Linda	1978-81 (3)
Griffin, Pamela	1973-74 (1)
Grimes, Sarah	1987-89 (2)
Gwyn, Moody	1985-86 (1)

H	
Hall, Sarah	1984-88 (4)
Hampton, Wendy	1994-98 (4)
Harden, Gina	1978-80 (2)
Harper, Rose	1977-81 (4)
Harris, Valene	1985-87 (2)
Harstvedt, Peggy	1975-78 (3)
Harvin, Alysha	2006-10 (4)
Harvis, Aline	1987-89 (2)
Hatzell, Brauna	1977-78 (1)
Heaps, Mehgan	1995-97 (2)
Hodge, Shannon	1988-92 (4)
Hodges, Roneeka	2004-05 (1)
Hofmann, Petra	2000-02 (2)
Howard, Antionette	2007-08 (1)
<b>Howard, Natasha</b>	<b>2010-pr (3)</b>
Houston, Candi	1969-71 (2)
Houston, Francine	2002-03 (1)
Hunnicut, Christian	2007-10 (4)

I-J-H	
Ivy, Rita	1969-72 (3)
Johnson, Holly	2002-06 (4)
Kaminski, Sheri	1983-87 (4)
Keough, Kayli	2008-10 (2)
King-Gilchrist, Jakelle	2012-13 (1)
Kocsis, Francene	1974-76 (2)
Koontz, Barb	1973-76 (3)

L	
Laine, Charlene	1969-72 (3)
Lappe, Martha	1977-79 (2)
Lardie, Maria	1988-90 (2)
Lasseter, June	1979-80 (1)
Lasseter, Laine	1978-82 (4)
Lautsch, Christie	2004-07 (3)
Liljestrand, Linnea	2001-05 (4)
Linley, Val	1997-99 (2)
Linguist, Hannah	2002-06 (4)
Lopez, Luz	1988-90 (2)

M	
Macon, Stacy	1976-77 (1)
Mamie, Lynn	1979-83 (4)
McCarty, Terri	1984-88 (3)
McDonald, Lynn Dee	1979-81 (2)
McGowan, Linda-Ann	1983-86 (3)
McKinney, Yvette	1972-75 (3)
McLin, Latrice	1994-98 (4)
Miller, Britany	2005-07 (2)
Miller, Jennifer	1995-97 (2)
Mingo, Tayler	2010-11 (2)
Kristi Mokube	2011-13 (2)
Moneymaker, Stacy	1983-84 (1)
Monroe, Jacinta	2006-10 (4)
Moore, Cayla	2006-09 (4)
Moore, Trinetta	2001-04 (3)
Moorefield, Lysa	1994-98 (4)

N-O	
Neely, LaQuinta	2001-066 (4)
Nelson, Val	1976-77 (1)

Oliver, LeeVayne	1980-84 (4)
O'Neal, Sunnie	1979-82 (3)
Owen, Anne	1969-71 (2)

P	
Palgut, Karyn	1981-82 (1)
Parker, Kristy	1995-97 (2)
Parr, Barb	1973-76 (3)
Paschal, Tia	1989-93 (4)
Pedersen, Anja	1994-95 (1)
Peercy, Allison	1991-95 (4)
Penn, Aletha	1994-98 (4)
Piatnik, Jan	1984-88 (4)
Pierce, Ronaldal	2003-04 (1)
Pink, Patti	1975-77 (2)
Podulka, Kris	1978-81 (3)
Preston, Antonette	1993-94 (1)
Preston, Gayle	1974-76 (2)
Putzi, Debbie	1980-81 (1)

Q-R	
Rickardson, Kim	1976-77 (1)
Rickman, Tanisha	1994-95 (1)
Rimson, Lorraine	1983-85 (2)
Rivers, Cherry	1976-80 (4)
Robinson, Connie	1991-92 (1)
Robinson, Jen	1995-99 (4)
Rodriguez, Leonor	2009-13 (4)
Ruffo, Sandra	1977-78 (1)
Ryan, Danielle	1989-93 (4)

S	
Seamon, Susan	1970-73 (3)
Shannon, Darlene	1977-79 (2)
Sharpe, Joanne	1969-72 (3)
Shaw, Jode	1974-75 (1)
Shields, Dawn	1979-80 (1)
Shuler, Meg	1978-79 (1)
Silksby, Shirley	1975-78 (3)
Slater, Cella	1983-85 (2)
Small, Kim	2000-02 (2)
Smith, Lori	1983-84 (1)
Spercing, Vicki	1970-72 (2)
Springle, Lakesha	1998-02 (4)
Stokes, Glenda	1979-83 (4)
Stone, Penny	1984-85 (1)
Storey, Robin	1987-89 (2)
Sutton, Angela	1998-00, 02-04 (4)

T-U-V	
Taylor, Liberty	1991-95 (4)
Test, Kelli	1987-91 (4)
Thomas, Karen	1988-90 (2)
Thomas, Terry	1977-78 (1)
Thrapp, Susie	1980-81 (1)
Tinsley, Teresa	1978-80 (2)
Tippins, Debbie	1976-77 (1)
Torres, Levys	1999-01 (2)
Traylor, April	1998-02 (4)
Tucker, Angela	1985-88 (3)
Vujas, Katelyn	1999-03 (4)

W-H-V-Z	
Walker, Kaila	1993-94 (1)
Walker, Tracy	1989-92 (3)
Ward, Courtney	2007-pr (4)
Washington, Sharron	1993-94 (1)
Waugh, Leslie	1995-97 (2)
Weigand, Cheryl	1975-78 (3)
White, Elizabeth	1972-74 (2)
White, Kristy	1995-97 (2)
Whiting, Shinikki	1999-02 (3)
Williams, Carla	1994-96 (2)
Williams, Shante	2003-08 (4)
Wood, Lahna	1982-83 (1)
Woods, Ursula	1992-93 (1)
Wright, Diana	1970-72 (2)
Wright, Monica	1969-72 (3)
Wyckoff, Brooke	1997-01 (4)

Active players in **Bold**



# ALL-TIME JERSEY NUMBERS

(Letterwinners starting with 1978-79 season)

**#0**  
**KAI JAMES** 2013-PR.

**#00**  
 Lakesha Springle 1998-99  
 Chasity Clayton 2008-13

**#1**  
 Linnea Liljestrand 2001-05  
 Angel Gray 2006-10  
 Morqan Toles 2012-13  
**MORGAN JONES** 2013-PR.

**#2**  
 LaQuinta Neely 2001-06  
 Alysha Harvin 2006-10

**#3**  
 Shinikki Whiting 1999-02  
 Tiffany Buckelew 2004-07  
 Alexa Deluzio 2008-13  
**EMIAH BINGLEY** 2013-PR.

**#4**  
 Antonette Preston 1993-94  
 Petra Hofmann 2000-02  
 Cayla Moore 2005-09  
 Emma Loucks 2011

**#5**  
 Angela Atkinson 1993-94  
 Latrice McLin 1994-98  
 Trinetta Moore 2001-04  
 Roneeka Hodges 2004-05  
 Christian Hunnicutt 2007-2010  
**YASHIRA DELGADO** 2012-PR.

**#9**  
 Kaila Walker 1993-94

**#10**  
 Susie Thrapp 1980-81  
 Lahna Wood 1982-83  
 Jill Baker 1982-84  
 Valerie Garrett 1984-87  
 Katina Cobbins 1991, 93-95  
 Val Linley 1997-99  
 Lakesha Springle 1999-02  
 Mara Freshour 2005-09  
 Leonor Rodriguez 2009-13

**#11**  
 Lynn Marnie 1979-82  
 Sunnie O'Neal 1979-82  
 Jan Piatnik 1984-88  
 Shannon Hodge 1988-92  
 Michelle Frank 1992-94  
 Angela Sutton 1998-00; 2002-04

**#12**  
 Teresa Tinsley 1978-80  
 Sheri Kaminski 1983-87  
 Robin Storey 1987-89  
 Luz Lopez 1989-90  
 Alison Arnoldi 1990-94  
 Kristy Parker 1995-97  
 April Traylor 1998-02  
 Holly Johnson 2002-06  
 Courtney Ward 2007-2010  
 Jakelle King-Gilchrist 2012-13  
**BRITTANY BROWN** 2013-PR.

**#13**  
 Lori Smith 1983-84  
 Chris Davis 1987-91  
 Jennifer Miller 1995-97  
 Levys Torres 1999-01

**#14**  
 Rose Harper 1977-81  
 Jill Baker 1982-84  
 Joye Burroughs 1981-82  
 Gussie Clark 1984-88  
 Tanya Fowler 1988-92  
 Francine Houston 2002-03  
 Tayler Mingo 2010-11  
**GABI ALFONSO** 2013-PR.

**#15**  
 Scooby Golden 1978-80  
 Kyria Buford 2005-06  
 Antionette Howard 2007-09

**#20**  
 Linda Gray 1978-81  
 Linda Ann McGowan 1983-86  
 Christy Derlak 1990-94  
 Aletha Penn 1994-98  
 Katelyn Vujas 1999-03  
 Tanae Davis-Cain 2005-09  
 Kristi Mokube 2011-13

**#21**  
 Aline Harvis 1987-89  
 Kristy White 1995-97  
 Brooke Wyckoff 1997-01  
 Christie Lautsch 2004-07

**#22**  
 Lynn Dee McDonald 1979-81  
 Celia Slater 1983-85  
 Moody Gwyn 1985-86  
 Wanda Burns 1988-91  
 Carla Williams 1994-96  
 Vanessa Fuchs 2000-01  
 Shante Williams 2003-08  
 Kayli Keough 2008-09  
 Olivia Bresnahan 2010-12

**#23**  
 Bev Burnett 1985-86  
 Brenda Cliette 1986-87  
 Robin Corn 1987-92  
 Sharron Washington 1993-94  
 Arleshia Davidson 1995-99  
 Shinikki Whiting 1999-00  
 Alicia Gladden 2003-07  
**IVEY SLAUGHTER** 2013-PR.

**#24**  
 Kris Podulka 1978-81  
 Kelli Test 1987-91  
 Liberty Taylor 1991-95  
 Jen Robinson 1995-99  
 Kim Small 2000-01

**#25**  
 Jill Baker 1980-81  
 Valene Harris 1985-87  
 Connie Robinson 1991-92  
 Lako Brown 1997-01

**#30**  
 Terri McCarty 1984-85  
 Sarah Hall 1986-88  
 Tia Paschal 1989-93  
 Tanisha Rickman 1994-95  
 Latavia Coleman 1996-00

**#31**  
 Debbie Putz 1980-81  
 Lahna Wood 1982-83  
 Cheryl Glover 1985-86  
 Karen Thomas 1988-90  
 Lysa Moorefield 1994-98  
 Ganiyat Adeduntan 2002-06  
 Ebony Wells 2011-13

**#32**  
 Penny Stone 1984-85  
 Terri McCarty 1987-88  
 Karen Galloway 1989-91  
 Allison Peercy 1991-95  
 Meghan Heaps 1995-97  
 Molly Beal 1999-01

**LAUREN COLEMAN** 2010-Present

**#33**  
 Cherry Rivers 1976-80  
 LeeVayne Oliver 1980-84  
 Bev Burnett 1988-89  
 Danielle Ryan 1989-93  
 Kaila Walker 1993-94  
 Vanessa Fuchs 1997-00  
 Tashaika Allen 2001-04  
 Britany Miller 2005-08  
**NATASHA HOWARD** 2010-Present

**#34**  
 Jackie Arnold 1977-79  
 Tracy Walker 1989-92  
 Hannah Linguist 2002-06  
 Chelsea Davis 2009-13

**#35**  
 Laine Lasseter 1980-82  
 Debra Collins 1988-89

**#40**  
 June Lasseter 1979-80  
 Lisa Foglio 1980-83

**#41**  
 Laine Lasseter 1978-80  
 Tamara Gracey 1998-99

**#42**  
 Stacy Moneymaker 1983-84  
 Sarah Hall 1984-85  
 Sarah Grimes 1987-89  
 Leslie Waugh 1995-97  
 Genesis Choice 2001-04

**#43**  
 Sue Galkantas 1980-84

**#44**  
 Glenda Stokes 1979-80  
 Meg Fahey 1981-82  
 Brenda Cliette 1983-84  
 Angela Tucker 1985-88  
 Chantelle Dishman 1989-93  
 Anja Pedersen 1994-95  
 Lauren Bradley 1999-04  
 Nikki Anthony 2004-07

**#45**  
 Meg Schuler 1978-79  
 Ruthann Burgan 1980-81  
 Lynn Marnie 1982-83  
 Ursula Woods 1992-93  
 Wendy Hampton 1994-98

**#50**  
 Nancy Galkantas 1981-83  
 Veronica Bouknight 1985-86  
 Maria Lardie 1988-90  
 Jacinta Monroe 2006-2010

**#51**  
 Lea Bennett 1998-00

**#52**  
 Glenda Stokes 1982-83  
 Mary Buchanan Berryhill 1986-87, 92-93

**#54**  
 Cierra Bravard 2008-12

**#55**  
 Lorraine Rimson 1983-85  
 RONALDA PIERCE 2003-04

Active players in **Bold**



# POSTSEASON HISTORY

## 1978

### State Tournament

South Florida 70 FSU 65  
 FSU 86 South Florida 61  
 South Florida 61 FSU 59

## 1980

### FAIAW State Tournament Tampa, Fla.

FSU 100 South Florida 88

### AIAW Region Tournament Clinton, Miss.

Mercer 84 FSU 75

## 1981

### FAIA State Tournament Daytona Beach, Fla.

Miami 79 FSU 70

## 1982

### FAIAW State Tournament Daytona Beach, Fla.

FSU 84 Miami 80  
 FSU 76 Florida A&M 65

### AIAW Region 111 Tournament

FSU 71 Mississippi College 69  
 Georgia Southern 81 FSU 78  
 Mississippi Valley 95 FSU 83

### National Women's Invitational Tournament

FSU 76 Pepperdine 63  
 FSU 75 BYU 71  
 Championship Game  
 Oregon State 76 FSU 60

## 1983

### NCAA Mideast First Round\* University, Miss.

Ole Miss 86 FSU 76  
 \*First team in Florida to earn NCAA Tournament bid

## 1990

### NCAA Mideast First Round Tallahassee, Fla.

Penn State 83 FSU 73

## 1991

### NCAA Mideast First Round Tallahassee, Fla.

FSU 96 Appalachian State 57

### NCAA Mideast Second Round Bowling Green, Ky.

Western Kentucky 72 FSU 69

## 2001

### NCAA Midwest First Round Ames, Iowa

FSU 72 Tulane 70

### NCAA Midwest Second Round Ames, Iowa

Iowa State 85 FSU 70

## 2003

### Women's National Invitational Tournament Tallahassee, Fla.

FSU 71 Florida International 51  
 Auburn, Ala.  
 Auburn 68 FSU 57

## 2004

### Women's National Invitational Tournament Mobile, Ala.

FSU 67 South Alabama 61  
 Richmond, Va.  
 Richmond 84 FSU 77

## 2005

### NCAA Midwest First Round Storrs, Conn.

FSU 87 Richmond 54

### NCAA Midwest Second Round Storrs, Conn.

Connecticut 70 FSU 52

## 2006

### NCAA Midwest First Round Denver, Colo.

FSU 80 Louisiana Tech 71

### NCAA Midwest Second Round Denver, Colo.

Stanford 88 FSU 70

## 2007

### NCAA Fresno Regional First Round Stanford, Calif.

FSU 85 Old Dominion 75

### NCAA Fresno Regional Second Round Stanford, Calif.

FSU 68 Stanford 61

### NCAA Fresno Regional Sweet 16 Fresno, Calif.

LSU 55 FSU 43

## 2008

### NCAA Des Moines Regional First Round Des Moines, Iowa

FSU 60 Ohio State 49

### NCAA Des Moines Regional Second Round Des Moines, Iowa.

Oklahoma State 73 FSU 72 (OT)

## 2009

### NCAA Duluth Regional First Round Duluth, Ga.

FSU 83 N.C. A&T 71

### NCAA Duluth Regional Second Round Duluth, Ga.

Arizona State 63 FSU 58

## 2010

### NCAA Dayton Regional First Round Tallahassee, Fla.

FSU 75 Louisiana Tech 61

### NCAA Dayton Regional Second Round Tallahassee, Fla.

FSU 66 St. John's 65 (OT)

### NCAA Dayton Regional Sweet 16 Dayton, Ohio

FSU 74 Mississippi State 71

### NCAA Dayton Regional Elite Eight Dayton, Ohio

UConn 90 FSU 50

## 2011

### NCAA Dallas Regional First Round Auburn, Ala.

FSU 76 Samford 46

### NCAA Dallas Regional Second Round Auburn, Ala.

Georgia 61 FSU 59

## 2013

### NCAA Oklahoma City Regional First Round Waco, Texas

FSU 60 Princeton 44

### NCAA Oklahoma City Regional First Round Waco, Texas

Baylor 85 FSU 47



The 2010 Seminoles advanced to the Elite Eight for the first time in Florida State history.



# NCAA POSTSEASON HISTORY



2012 NCAA Tournament



2011 NCAA Tournament



2007 NCAA Tournament



2010 NCAA Tournament



2006 NCAA Tournament



2009 NCAA Tournament



2005 NCAA Tournament



2008 NCAA Tournament



2001 NCAA Tournament



# NCAA POSTSEASON HISTORY

## FSU POSTSEASON BESTS

### INDIVIDUAL (FSU)

Category	Record	Player	Opponent	Date
Total points:	28	Roneeka Hodges	UConn	3/22/05
Field Goals:	11	Roneeka Hodges	UConn	3/22/05
FG Attempted:	26	Tanae Davis-Cain	Ohio State	3/22/08
3 Point Field Goals:	5	Tanae Davis-Cain	Ohio State	3/22/08
3 FG Attempted:	10	Alysha Harvin	Mississippi State	3/28/10
Free Throws:	8	Alicia Gladden	Stanford	3/19/07
FT Attempted:	11	Alicia Gladden	Stanford	3/19/07
OF Rebounds:	7	Chantelle Dishman	App. State	3/13/91
DE Rebounds:	9	Cierra Bravard	Samford	3/20/11
TOT Rebounds:	13	Cierra Bravard	Samford	3/20/11
Blocks:	5	Natasha Howard	Princeton	3/24/13
	5	Jacinta Monroe	Old Dominion	3/17/07
	5	Jacinta Monroe	Mississippi State	3/28/10
Assists:	9	Courtney Ward	St. John's	3/22/10
Steals:	6	Danielle Ryan	App. State	3/13/91

### TEAM (FSU)

Category	Record	Opponent	Date
FG%	57.7%	Old Dominion	3/17/07
3 FG%	64.3%	Richmond	3/20/05
FT%	90.0%	Western Kentucky	3/15/91
Total Points:	96	Appalachian State	3/13/91
FG:	38	Appalachian State	3/13/91
FGA:	81	Appalachian State	3/13/91
3FG:	9	Richmond	3/20/05
	9	Ohio State	3/22/08
	9	N.C. A&T	3/21/09
3FGA:	21	Oklahoma State	3/24/08
FT:	22	Louisiana Tech	3/20/10
FTA:	32	Louisiana Tech	3/18/06
OF Reb:	20	Appalachian State	3/13/91
	20	Louisiana Tech	3/20/10
DEF Reb:	36	Samford	3/20/11
TOT Reb:	52	Samford	3/20/11
Blocks:	7	Old Dominion	3/17/07
	7	Mississippi State	3/28/10
Assists:	23	Richmond	3/20/05
	23	N.C. A&T	3/21/09
Steals:	21	Appalachian State	3/13/91

### INDIVIDUAL (OPPONENTS)

Category	Record	Player	Team	Date
Total points:	34	Candice Wiggins	Stanford	3/20/06
Field Goals:	15	Brittney Griner	Baylor	3/26/13
FG Attempted:	25	Andrea Riley	Okla State	3/24/08
3 Point Field Goals:	5	Mary Govero	Mississippi State	3/28/10
3 PT FG Attempted:	12	Andrea Riley	Okla State	3/24/08
Free Throws:	9	Sherida Triggs	Old Dominion	3/17/07
FT Attempted:	13	Sylvia Fowles	LSU	3/24/07
OF Rebounds:	8	Armelle Lumanu	Mississippi State	3/28/10
DE Rebounds:	15	Brittney Griner	Baylor	3/26/13
TOT Rebounds:	22	Brittney Griner	Baylor	3/26/13
Blocks:	4	Brittney Griner	Baylor	3/26/13
	4	Brooke Smith	Stanford	3/20/06
	4	Jantel Lavender	Ohio State	3/22/08
	4	Sybil Dosty	Arizona St.	3/23/09
	4	Chanel Makango	Mississippi State	3/28/10
	4	Tina Charles	Connecticut	3/30/10
Assists:	8	Dana Fortenberry	Mississippi	3/18/83
Steals:	6	Andrea Riley	Okla State	3/24/08

### TEAM (OPPONENTS)

Category	Record	Team	Date
FG%	56.9%	Baylor	3/26/13
3 FG%	50%	Western Kentucky	3/15/91
	50%	Connecticut	3/30/10
FT%	85%	Connecticut	3/22/05
Total Points:	90	Connecticut	3/30/10
FG:	37	Baylor	3/26/13
FGA:	76	Oklahoma State	3/24/08
3FG:	10	Mississippi State	3/28/10
3FGA:	24	Oklahoma State	3/24/08
	24	Mississippi State	3/28/10
FT:	27	Stanford	3/20/06
FTA:	39	Mississippi	3/18/83
OF Reb:	23	Old Dominion	3/17/07
DEF Reb:	42	Baylor	3/26/13
TOT Reb:	56	Baylor	3/26/13
Blocks:	8	Connecticut	3/30/10
Assists:	25	Baylor	3/26/13
	25	Mississippi	3/18/83
Steals:	20	Mississippi	3/18/83



# CONFERENCE HISTORY



## FSU IN THE METRO CONFERENCE (from 1981-1991)

### YEAR-BY-YEAR RECORD

YEAR	METRO	OVERALL	HEAD COACH
1980-81	1-3	14-15	Janice Dykehouse
1981-82	2-3	28-10	Janice Dykehouse
1982-83	5-1	24- 6	Janice Dykehouse
1983-84	2-9	13-18	Janice Dykehouse
1984-85	2-9	7-21	Jan D. Allen
1985-86	3-8	12-18	Jan D. Allen
1986-87	5-7	9-19	Marynell Meadors
1987-88	4-8	9-18	Marynell Meadors
1988-89	7-5	16-11	Marynell Meadors
1989-90	11-3	21- 9	Marynell Meadors
1990-91	12-2	25- 7	Marynell Meadors



**Cherry Rivers – 1980 Metro Conference All-Tournament Team**



### FSU IN THE METRO CONFERENCE TOURNAMENT (from 1981-1991) - All-time record: 6-9

YEAR	FSU RESULTS
1981	Tulane 70 – FSU 60 FSU 78 – St. Louis 56
1982	no tournament played
1983	Louisville 67 – FSU 56 FSU 84 – Cincinnati 61
1984	Louisville 88 – FSU 77
1985	Virginia Tech 86 – FSU 65
1986	Cincinnati 77 – FSU 45
1987	Virginia Tech 68 – FSU 67
1988	Cincinnati 78 – FSU 76
1989	Cincinnati 57 – FSU 47
1990	FSU 83 – Memphis State 58 Southern Miss 90 – FSU 78
1991	FSU 89 – Cincinnati 51 FSU 83 – Louisville 70 FSU 54 – South Carolina 53*

\*Conference champion







# CONFERENCE HISTORY

# ACC

ATLANTIC COAST CONFERENCE

## FSU IN THE ATLANTIC COAST CONFERENCE

(from 1992-present)

### YEAR-BY-YEAR RECORD

YEAR	ACC (SEED)	OVERALL	HEAD COACH
1991-92	8-8 (5th)	17-11	Marynell Meadors
1992-93	6-10 (7th)	13-14	Marynell Meadors
1993-94	3-13 (9th)	6-21	Marynell Meadors
1994-95	3-13 (8th)	8-22	Marynell Meadors
1995-96	2-14 (9th)	8-20	Marynell Meadors
1996-97	0-16 (9th)	5-22	Chris Gobrecht
1997-98	5-11 (7th)	9-18	Sue Semrau
1998-99	2-14 (9th)	7-20	Sue Semrau
1999-00	4-12 (8th)	12-17	Sue Semrau
2000-01	9-7 (4th)	19-12	Sue Semrau
2001-02	4-12 (9th)	13-15	Sue Semrau
2002-03	8-8 (4th)	17-13	Sue Semrau
2003-04	7-9 (5th)	15-15	Sue Semrau
2004-05	9-5 (4th)	24- 8	Sue Semrau
2005-06	10-4 (4th)	20-10	Sue Semrau
2006-07	10-4 (4th)	24-10	Sue Semrau
2007-08	7-7 (15th)	19-14	Sue Semrau
2008-09	12-2 (1st)	26-8	Sue Semrau
2009-10	12-2 (1st)	28-6	Sue Semrau
2010-11	11-3 (3rd)	24-8	Sue Semrau
2011-12	6-10 (8th)	14-17	Sue Semrau
2012-13	11-7 (4th)	23-10	Sue Semrau



Mara Freshour (L) and Tanae Davis-Cain (R) led FSU to their first-ever share of the ACC regular season championship in 2009.



Roneeka Hodges was an All-ACC First Team selection in 2005.



1991-92 Seminoles – Florida State's first ACC team.



Jacinta Monroe blocked 74 shots en route to leading FSU to a second-consecutive ACC co-regular season championship in 2009-10.

### FSU IN THE ACC TOURNAMENT

(from 1992-present) - All-time record: 6-20

YEAR	FSU RESULTS
1992	#4 UNC 81 – #5 FSU 69
1993	#2 Maryland 91 – #7 FSU 68
1994	#8 Wake Forest 72 – #9 FSU 57
1995	#8 Maryland 72 – #9 FSU 56
1996	#9 FSU 64 – #8 Georgia Tech 51 #1 Virginia 83 – #9 FSU 50
1997	#8 Wake Forest 70 – #9 FSU 59
1998	#2 Clemson 85 – #7 FSU 68
1999	#1 Duke 90 – #9 FSU 57
2000	#8 FSU 65 – #7 Maryland 60 #1 Duke 92 – #8 FSU 65
2001	#4 FSU 83 – #5 Virginia 77 #1 Duke 72 – #4 FSU 56
2002	#1 Duke 82 – #9 FSU 66
2003	#5 Georgia Tech 64 – #4 FSU 59
2004	#4 Maryland 62 – #5 FSU 47
2005	#5 Virginia 72 – #4 FSU 67 (OT)
2006	#5 NC State 64 – #4 FSU 60
2007	#5 FSU 70 – #12 Wake Forest 58 #4 NC State 76 – #5 FSU 49
2008	#6 FSU 57 – #11 Wake Forest 52 #3 Duke 81 – #6 FSU 57
2009	#2 FSU 83 – #7 Boston College 71 #3 Duke 75 – #2 FSU 57
2010	#7 Boston College 67 – #2 FSU 60
2011	#6 North Carolina 78 – #3 FSU 65
2012	#9 NC State 74 – #8 FSU 71
2013	#4 FSU 70, #5 Miami 58 #1 Duke 72, #4 FSU 66



# VERSUS RANKED OPPONENTS

## ASSOCIATED PRESS (1981-present)

DATE	RANK	OPPONENT	RESULT	DATE	RANK	OPPONENT	RESULT	DATE	RANK	OPPONENT	RESULT
1/17/82	7	at Old Dominion	100-65 L	1/3/97	16	at Duke	87-46 L	3/18/06	18	Louisiana Tech	80-71 W
1/25/82	14	Memphis	104-90 L	1/8/97	16	North Carolina	88-63 L	3/20/06	14	Stanford	88-70 L
1/27/82	12	South Carolina	82-81 L	1/11/97	20	at Clemson	74-63 L	1/21/07	16	(n) Georgia	65-70 L
2/15/82	18	Mississippi	63-61 W	1/19/97	8	Virginia	67-57 L	1/25/07	1	Duke	60-73 L
12/10/82	11	(n) Penn State	86-84 L	1/26/97	17	at NC State	75-36 L	2/12/07	2	North Carolina	59-80 L
3/18/83	13	at Mississippi	86-76 L	2/2/97	22	Duke	77-70 L	2/15/07	6	Maryland	60-74 L
11/18/83	16	at Arizona State	85-70 L	2/14/97	5	at North Carolina	82-56 L	3/2/07	24	(n) NC State	49-76 L
12/2/83	18	at Western Kentucky	79-74 L	2/16/97	9	at Virginia	73-44 L	3/19/07	5	at Stanford	68-61 W
1/5/84	16	at Missouri (OT)	82-75 W	2/19/97	21	Clemson	71-47 L	3/24/07	12	(n) LSU	43-55 L
2/2/84	10	Auburn	72-53 L	11/20/97	9	at Florida	73-64 L	11/24/07	24	at DePaul	68-79 L
2/24/84	1	(n) Texas	89-43 L	12/3/97	25	at NC State	72-60 L	12/6/07	12	at Texas A&M	67-81 L
1/30/85	10	at Auburn	76-58 L	12/13/97	4	at Louisiana Tech	86-60 L	12/29/07	7	(n) Georgia (OT)	62-71 L
1/26/86	11	Tennessee	89-43 L	12/21/97	22	SW Missouri State	68-57 L	1/3/08	11	LSU	61-73 L
1/3/88	17	Georgia	91-72 L	1/2/98	9	at Virginia	75-62 L	1/11/08	12	at Duke	38-70 L
1/23/89	16	at South Carolina	99-82 L	1/4/98	5	at North Carolina	103-77 L	2/17/08	3	at North Carolina	77-97 L
2/16/89	5	at Georgia	90-70 L	1/16/98	25	at Duke	96-76 L	2/24/08	4	at Maryland (OT)	84-92 L
2/20/89	14	South Carolina	76-68 L	1/21/98	10	Florida	69-57 L	3/7/08	12	(n) Duke	67-81 L
11/25/89	13	at LSU	68-65 L	1/25/98	8	NC State	72-62 L	3/22/08	25	(n) Ohio State	60-49 L
1/17/90	14	at Auburn	80-63 L	1/29/98	21	at Clemson	85-55 L	3/24/08	13	(n) Oklahoma State (OT)	72-73 L
1/22/90	15	South Carolina	75-72 L	2/1/98	16	Virginia	83-76 L	12/21/08	1	(n) Connecticut	71-83 L
1/27/90	19	at Southern Miss	77-73 L	2/4/98	5	North Carolina	75-58 L	1/5/09	3	Texas A&M	60-53 W
2/21/90	7	Georgia	80-76 L	2/15/98	13	Duke	79-67 L	1/23/09	16	at Virginia	80-75 W
2/24/90	17	Southern Miss	97-72 W	2/26/98	16	(n) Clemson	85-68 L	1/29/09	3	Duke (OT)	82-75 W
3/3/90	17	at South Carolina	75-59 L	11/19/98	3	Louisiana Tech	88-72 L	2/2/09	13	Maryland	71-72 L
3/10/90	22	(n) Southern Miss	90-78 L	12/2/98	16	at Duke	91-72 L	2/13/09	8	North Carolina	77-70 W
12/2/90	20	LSU	89-82 W	12/5/98	9	North Carolina	112-101 L	2/24/09	22	Virginia	63-68 L
12/7/90	18	Northern Illinois	78-66 W	12/30/98	4	at Georgia	95-72 L	3/7/09	8	(n) Duke	57-75 L
12/8/90	1	at Virginia	92-77 L	1/7/99	12	at Clemson	77-55 L	3/23/09	19	(n) Arizona State	58-63 L
1/31/91	4	at Georgia	91-71 L	1/22/99	19	Virginia	80-71 L	12/28/09	1	Connecticut	59-78 L
2/14/91	5	Auburn	79-64 L	1/25/99	9	Duke	92-75 L	1/7/10	19	Virginia	68-50 W
3/13/91	10	(n) Western Kentucky	72-69 L	1/28/99	14	at North Carolina	87-76 L	1/29/10	7	Duke	43-73 L
11/29/91	14	(n) Lamar	78-67 W	2/7/99	17	Clemson	71-67 L	2/1/10	13	North Carolina	83-73 W
11/30/91	19	at LSU	96-88 L	2/21/99	17	at Virginia	73-55 L	2/22/10	18	Virginia	59-58 W
1/3/92	1	Virginia	87-60 L	2/25/99	8	(n) Duke	90-57 L	3/30/10	1	(n) Connecticut	50-90 L
1/8/92	4	Maryland	79-64 L	1/6/00	3	NC State	62-58 L	10/21/10	20	Vanderbilt	72-66 W
1/15/92	17	at Clemson	80-73 L	1/24/00	9	Duke	59-54 L	12/1/10	25	Michigan State	64-72 L
1/19/92	20	NC State	76-75 W	1/30/00	11	Auburn	55-52 L	12/21/10	1	at Connecticut	62-93 L
1/25/92	25	North Carolina	70-61 W	2/6/00	11	at NC State	72-62 L	1/14/11	3	Duke	70-87 L
1/27/92	2	at Virginia	81-43 L	2/10/00	22	Virginia	74-59 L	1/24/11	22	Miami	66-59 W
2/1/92	15	Clemson	79-66 W	2/24/00	9	at Duke	87-52 L	2/2/11	12	North Carolina	75-84 L
2/5/92	1	at Maryland	101-70 L	3/5/00	12	(n) Duke	92-65 L	2/20/11	17	Maryland	72-66 W
2/10/92	24	at North Carolina	69-52 L	12/30/00	12	NC State	74-70 L	2/24/11	14	at Miami	66-84 L
12/18/92	16	at Miami	64-61 W	1/8/01	5	Duke	73-60 L	3/4/11	19	(n) North Carolina	65-78 L
12/21/92	20	(n) Tennessee Tech	88-72 W	1/21/01	20	at Clemson	79-66 L	11/25/11	11	Louisville	76-85 L
1/6/93	9	Virginia	78-66 L	2/1/01	15	at Xavier	75-72 L	11/30/11	17	at Ohio State (OT)	75-78 L
1/10/93	15	North Carolina	85-66 W	2/8/01	4	at Duke	71-69 W	12/22/11	25	at Vanderbilt	59-64 L
1/12/93	3	Maryland	68-61 W	3/4/01	4	(n) Duke	72-56 L	1/2/12	5	Maryland	70-91 L
1/30/93	3	at Virginia	76-68 L	3/18/01	8	(n) Iowa State	85-70 L	1/13/12	7	at Duke	66-73 L
2/6/93	19	Clemson	84-69 L	11/29/01	19	Florida	78-74 L	1/15/12	13	Miami	57-60 L
2/9/93	22	at Northern Illinois	86-80 L	12/16/01	25	at Auburn	71-59 L	2/12/12	5	Duke	57-67 L
2/24/93	24	at Clemson	70-63 L	1/2/02	19	North Carolina	93-81 L	2/19/12	6	at Miami	60-67 L
3/6/93	12	(n) Maryland	91-68 L	1/27/02	4	Duke	102-80 L	11/24/12	17	(n) Vanderbilt	73-59 W
12/11/93	7	at North Carolina	102-61 L	2/4/02	24	at North Carolina	93-63 L	12/8/12	25	at Nebraska	77-78 L
12/21/93	13	at Virginia	82-56 L	2/21/02	5	at Duke	88-55 L	1/6/13	8	at Maryland	64-71 L
12/31/93	10	(n) Alabama	87-33 L	3/1/02	4	(n) Duke	82-66 L	1/13/13	24	Miami	86-65 W
1/5/94	24	Maryland	69-54 L	12/30/02	3	Connecticut	74-53 L	1/31/13	11	at North Carolina	62-72 L
1/14/94	4	North Carolina	71-48 L	1/12/03	10	North Carolina	74-53 L	2/17/13	14	North Carolina	80-73 W
2/4/94	10	Virginia	59-50 L	1/26/03	1	at Duke	81-63 L	2/22/13	5	at Duke	50-61 L
12/3/94	15	Florida	91-80 L	2/13/03	8	at North Carolina	72-56 L	2/28/13	9	Maryland	72-71 W
12/19/94	11	(n) Texas Tech	66-44 L	2/27/03	2	Duke	70-49 L	3/9/13	6	(n) Duke	66-72 L
1/4/95	4	North Carolina	77-52 L	11/25/03	1	at Connecticut	81-53 L	3/26/13	1	at Baylor	47-85 L
1/17/95	12	Virginia	76-60 L	2/20/03	22	(n) TCU	81-68 L				
1/28/95	21	Duke	75-71 L	12/27/03	17	(n) LSU	75-68 L				
2/3/95	5	at North Carolina	92-47 L	1/5/04	1	at Duke	79-66 L				
2/18/95	6	at Virginia	79-45 L	2/1/04	10	at North Carolina	66-60 L				
2/21/95	17	at Florida	81-62 L	2/8/04	2	Duke	80-74 W				
12/6/95	17	at Duke	92-30 L	2/26/04	11	North Carolina	71-58 L				
1/9/96	13	NC State	76-71 L	1/16/05	15	Maryland (OT)	95-91 W				
1/16/96	7	at Virginia	91-58 L	1/20/05	9	North Carolina (OT)	79-73 W				
1/27/96	12	Duke	61-47 L	1/24/05	23	at Virginia Tech (2OT)	81-78 W				
2/3/96	17	at Clemson	70-53 L	2/6/05	3	at Duke	75-64 L				
2/11/96	15	at NC State	78-64 L	2/17/05	24	at NC State	71-43 L				
2/16/96	10	Virginia	81-40 L	3/22/05	10	at Connecticut	70-52 L				
2/26/96	18	Florida	76-37 L	1/5/06	2	at Duke	87-68 L				
3/3/96	8	(n) Virginia	83-50 L	1/16/06	6	at Maryland	75-57 L				
11/23/96	20	(n) Florida	75-48 L	1/22/06	4	at North Carolina	68-51 L				
12/7/96	11	NC State	88-52 L	2/5/06	24	NC State	75-61 W				
				2/26/06	17	Boston College	71-60 W				

**First win over a ranked opponent:**  
63-61 win over #No. 18 Mississippi (February 15, 1982)

**Win over highest-ranked opponent:**  
80-74 over #2 Duke (February 8, 2004)

**Biggest margin of victory over a ranked team:**  
97-72 (25) over #17 Southern Mississippi (February 24, 1990)

**Most wins in a season over ranked opponents:**  
Five (1992)



# VERSUS RANKED OPPONENTS

## USA TODAY (1984-present)

DATE	RANK	OPPONENT	RESULT	DATE	RANK	OPPONENT	RESULT	DATE	RANK	OPPONENT	RESULT
2/8/85	24	Tennessee	56-67 L	2/19/97	22	Clemson	47-71 L	3/19/07	5	at Stanford	68-61 W
2/23/85	22	Memphis St.	64-76 L	11/20/97	8	at Florida	64-73 L	3/24/07	11	(n) LSU	43-55 L
2/25/85	21	Miami	67-74 L	12/3/97	23	at NC State	60-72 L	12/6/07	11	at Texas A&M	67-81 L
1/26/86	13	Tennessee	43-89 L	12/13/97	4	at Louisiana Tech	60-86 L	12/29/07	7	(n) Georgia (OT)	62-71 L
2/25/85	22	Memphis St.	67-84 L	12/21/97	24	SW Missouri State	57-68 L	1/3/08	11	LSU	61-73 L
1/3/88	19	Georgia	72-91 L	1/2/98	9	at Virginia	62-75 L	1/11/08	13	at Duke	38-70 L
1/23/89	15	at South Carolina	82-99 L	1/4/98	4	at North Carolina	77-103 L	2/17/08	3	at North Carolina	77-97 L
2/16/89	6	at Georgia	70-90 L	1/16/98	20	at Duke	76-96 L	2/24/08	4	at Maryland (OT)	84-92 L
2/20/89	19	South Carolina	68-76 L	1/21/98	12	Florida	57-69 L	3/7/08	12	(n) Duke	67-81 L
11/25/90	12	at Louisiana St.	65-68 L	1/25/98	7	NC State	62-72 L	3/22/08	25	(n) Ohio State	60-49 W
1/17/90	14	at Auburn	63-80 L	1/29/98	22	at Clemson	55-85 L	3/24/08	13	(n) Oklahoma State (OT)	72-73 L
1/22/90	17	South Carolina	72-75 L	2/1/98	13	Virginia	76-83 L	12/21/08	1	(n) Connecticut	71-83 L
1/21/90	18	at Southern Mississippi	73-77 L	2/4/98	5	North Carolina	58-75 L	1/5/09	3	Texas A&M	60-53 W
2/21/90	7	Georgia	76-80 L	2/15/98	14	Duke	67-79 L	1/18/09	25	Georgia Tech	59-49 W
2/24/90	17	Southern Mississippi	97-72 W	2/26/98	17	Clemson	68-85 L	1/23/09	14	at Virginia	80-75 W
3/3/90	18	at South Carolina	59-75 L	11/19/98	2	Louisiana Tech	72-88 L	1/29/09	7	Duke (OT)	82-75 W
3/10/90	20	at Southern Mississippi	78-90 L	12/2/98	16	at Duke	72-91 L	2/2/09	9	Maryland	71-72 L
3/14/90	23	Penn State	73-83 L	12/5/98	8	North Carolina	101-112 L	2/13/09	7	North Carolina	77-70 W
12/2/90	20	LSU	89-82 W	12/30/98	4	at Georgia	72-95 L	2/24/09	19	Virginia	63-68 L
12/7/90	19	North Illinois	78-66 W	1/7/99	10	at Clemson	55-77 L	3/7/09	10	(n) Duke	57-75 L
12/8/90	1	at Virginia	77-92 L	1/22/99	21	Virginia	71-80 L	12/28/09	1	Connecticut	59-78 L
1/31/91	4	at Georgia	71-91 L	1/25/99	13	Duke	75-92 L	1/7/10	19	Virginia	68-50 W
2/14/91	5	Auburn	64-79 L	1/28/99	10	at North Carolina	76-87 L	1/29/10	7	Duke	43-73 L
3/13/91	11	West Kentucky	69-72 L	2/7/99	18	Clemson	67-71 L	2/1/10	15	North Carolina	83-73 W
11/29/91	17	(n) Lamar	78-67 W	2/21/99	17	at Virginia	55-73 L	2/22/10	18	Virginia	59-58 W
1/3/92	1	Virginia	60-87 L	2/25/99	9	(n) Duke	57-90 L	3/30/10	1	(n) Connecticut	50-90 L
1/8/92	4	Maryland	64-79 L	1/6/00	3	NC State	58-62 L	10/21/10	23	Vanderbilt	72-66 W
1/15/92	17	at Clemson	73-80 L	1/24/00	9	Duke	54-59 L	12/21/10	1	at Connecticut	62-93 L
1/19/92	15	NC State	76-75 W	1/30/00	11	Auburn	52-55 L	1/14/11	3	Duke	70-87 L
1/25/92	25	North Carolina	70-61 W	2/6/00	8	at NC State	62-22 L	1/24/11	17	Miami	66-59 W
1/27/92	2	at Virginia	43-81 L	2/10/00	21	at Virginia	59-74 L	2/2/11	15	North Carolina	75-84 L
2/1/92	19	Clemson	79-66 W	1/20/00	23	at North Carolina	67-77 L	2/20/11	16	Maryland	72-66 W
2/5/92	1	at Maryland	70-101 L	2/24/00	8	at Duke	52-87 L	2/24/11	12	at Miami	66-84 L
2/10/92	20	at North Carolina	52-69 L	3/5/00	10	(n) Duke	65-92 L	3/4/11	19	(n) North Carolina	65-78 L
1/6/93	9	Virginia	66-78 L	12/30/00	12	NC State	74-70 W	11/25/11	12	Louisville	76-85 L
1/10/93	14	at North Carolina	85-66 W	1/8/01	5	Duke	60-73 L	11/30/11	18	at Ohio State (OT)	75-78 L
1/12/93	3	Maryland	68-61 W	1/21/01	20	at Clemson	66-79 L	12/22/11	23	at Vanderbilt	59-64 L
1/18/93	25	at Georgia Tech	79-71 W	1/24/01	24	Virginia	60-58 W	1/2/12	5	Maryland	70-91 L
1/21/93	20	North Carolina	60-73 L	1/29/01	24	at NC State	66-85 L	1/13/12	6	at Duke	66-73 L
1/25/93	5	at Maryland	61-74 L	2/01/01	16	at Xavier	72-75 L	1/15/12	11	Miami	57-60 L
1/30/93	10	at Virginia	68-76 L	2/08/01	4	at Duke	71-69 W	2/12/12	5	Duke	57-67 L
2/6/93	19	Clemson	69-84 L	2/22/01	22	Clemson	49-69 L	2/19/12	6	at Miami	60-67 L
3/6/93	12	(n) Maryland	68-91 L	3/04/01	4	(n) Duke	56-72 L	11/24/12	19	(n) Vanderbilt	73-59 W
12/11/93	7	at North Carolina	61-102 L	3/18/01	8	at Iowa State	70-85 L	12/8/12	22	at Nebraska	77-78 L
12/21/93	14	at Virginia	56-82 L	11/29/01	18	Florida	74-78 L	1/6/13	8	at Maryland	64-71 L
12/31/93	10	(n) Alabama	33-87 L	1/02/02	18	North Carolina	81-93 L	1/13/13	25	Miami	86-65 W
1/5/94	22	Maryland	54-69 L	1/27/02	6	Duke	80-102 L	1/31/13	19	at North Carolina	62-72 L
1/14/94	4	North Carolina	48-71 L	2/04/02	23	at North Carolina	63-93 L	2/17/13	17	North Carolina	80-73 W
2/4/94	11	Virginia	50-59 L	2/21/02	5	at Duke	55-88 L	2/22/13	4	at Duke	50-61 L
12/3/94	15	Florida	80-91 L	3/01/02	4	(n) Duke	55-82 L	2/28/13	9	Maryland	72-71 W
12/19/94	11	(n) Texas Tech	44-66 L	12/30/02	2	Connecticut	55-74 L	3/9/13	6	(n) Duke	66-72 L
1/4/95	4	North Carolina	52-77 L	1/12/03	9	North Carolina	53-74 L	3/26/13	1	at Baylor	47-85 L
1/17/95	14	Virginia	60-76 L	1/26/03	1	at Duke	63-81 L				
2/3/95	5	at North Carolina	47-92 L	2/13/03	7	at North Carolina	56-72 L				
2/18/95	7	at Virginia	45-79 L	2/27/03	2	Duke	49-70 L				
2/21/95	16	at Florida	62-81 L	11/25/03	1	at Connecticut	53-81 L				
12/1/95	21	(n) Florida	56-74 L	12/20/03	19	(n) TCU	68-81 L				
12/6/95	17	at Duke	30-92 L	12/27/03	18	(n) LSU	68-75 L				
1/3/96	24	at North Carolina	59-67 L	1/5/04	2	at Duke	55-79 L				
1/9/96	13	NC State	71-76 L	2/1/04	10	at North Carolina	60-66 L				
1/16/96	7	at Virginia	58-91 L	2/4/04	2	Duke	80-74 W				
1/27/96	13	Duke	47-61 L	2/26/04	11	North Carolina	58-71 L				
1/3/96	18	at Clemson	53-70 L	1/16/05	17	Maryland (OT)	95-91 W				
2/11/96	17	at NC State	64-78 L	1/20/05	6	North Carolina (OT)	79-73 W				
2/16/96	10	Virginia	40-81 L	2/6/05	4	at Duke	75-64 L				
2/26/96	19	Florida	37-76 L	2/17/05	24	at NC State	71-43 L				
3/3/96	9	(n) Virginia	50-83 L	3/22/05	9	at Connecticut	70-52 L				
11/23/96	22	(n) Florida	48-75 L	1/5/06	2	at Duke	87-68 L				
12/7/96	12	NC State	52-88 L	1/16/06	6	at Maryland	75-57 L				
1/3/97	17	at Duke	46-87 L	1/22/06	3	at North Carolina	68-51 L				
1/8/97	15	North Carolina	63-88 L	2/26/06	19	Boston College	71-60 W				
1/11/97	16	at Clemson	63-74 L	3/18/06	16	(n) Louisiana Tech	80-71 W				
1/19/97	8	Virginia	57-67 L	3/20/06	14	(n) Stanford	88-70 L				
1/26/97	17	at NC State	36-75 L	1/21/07	16	(n) Georgia	65-70 L				
2/2/97	21	Duke	70-77 L	1/25/07	1	Duke	60-73 L				
2/14/97	6	at North Carolina	54-82 L	2/12/07	2	North Carolina	59-80 L				
2/16/97	8	at Virginia	44-73 L	2/15/07	6	Maryland	60-74 L				
				3/2/07	25	(n) NC State	49-76 L				

### First win over a ranked opponent:

97-72 over #17 Southern Mississippi (February 24, 1990)

### Win over highest-ranked opponent:

80-74 over #2 Duke (February 8, 2004)

### Biggest margin of victory over a ranked team:

97-72 (25) over #17 Southern Mississippi (February 24, 1990)

### Most wins in a season over ranked opponents:

Five (2008-09)



# INDIVIDUAL SEASON RECORDS

## INDIVIDUAL RECORDS

### POINTS

GAME	39, R. Hodges vs. Maryland (1/16/05)
SEASON	710, S. Galkantas (1981-82)
CAREER	2323, S. Galkantas (1980-84)

### SCORING AVERAGE

SEASON	21.6, S. Galkantas (1981-82)
CAREER	19.4, S. Galkantas (1980-84)

### FIELD GOALS MADE

GAME	17, L. Lassester vs. S.W. Louisiana (12/16/79)
SEASON	282, S. Galkantas (1981-82)
CAREER	919, S. Galkantas (1980-84)

### FIELD GOALS ATTEMPTED

GAME	34, B. Burnett vs. Ga. Southern (12/16/87)
SEASON	536, S. Galkantas (1981-82)
CAREER	1753, S. Galkantas (1980-84)

### FIELD GOAL PERCENTAGE

SEASON	.656, C. Dishman (1990-91)
CAREER	.605, C. Dishman (1989-92)

### 3-POINT FIELD GOALS

GAME	7, C. Derlak vs. UT Chattanooga (11/26/93)
	7, C. Ward vs. Vanderbilt (11/21/10)
SEASON	78, C. Ward (2010-11) (78-193)
CAREER	208, C. Ward (2007-10)

### 3-POINT FIELD GOAL PERCENTAGE

SEASON	.500, C. Ward (37-74) (2008-09)
CAREER	.414, R. Storey (1987-89)

### FREE THROWS MADE

GAME	15, C. Bravard vs. Boston College (1/27/11)
SEASON	189, C. Williams (1995-96)
CAREER	485, S. Galkantas (1980-84)

### FREE THROW ATTEMPTS

GAME	22, A. Traylor vs. Florida (2/11/99)
SEASON	244, C. Williams (1995-96)
CAREER	651, S. Galkantas (1980-84)

### FREE THROW PERCENTAGE

SEASON	.839, A. Deluzio (2011-12)
CAREER	.818, M. Freshour (2005-09)

### REBOUNDS

GAME	24, L. Torres vs. Coppin State (12/28/00)
SEASON	336, C. Rivers (1977-78)
CAREER	1029, C. Rivers (1976-80)

### REBOUND AVERAGE

SEASON	14, C. Rivers (1977-78)
CAREER	10.8, B. Cliette (1982-87)

### ASSISTS

GAME	14, S. Silsby vs. Flagler (2/6/76)
SEASON	198, C. Ward (2009-10)
CAREER	602, C. Ward (2007-11)

### STEALS

GAME	10, W. Burns vs. Alabama (1/24/89)
SEASON	101, A. Gladden (2004-05)
CAREER	275, A. Gladden (2003-07)

### BLOCKS

GAME	9, J. Monroe vs. Georgia Tech (1/18/09)
SEASON	84, J. Monroe (2008-09)
CAREER	301, J. Monroe (2006-2010)

## SEASON RECORDS

### POINTS

1.	Sue Galkantas, 1981-82	710 pts in 34 games
2.	Sue Galkantas, 1980-81	627 pts in 29 games
3.	Roneeka Hodges, 2004-05	615 pts in 32 games
4.	Wanda Burns, 1990-91	572 pts in 31 games
5.	Bev Burnett, 1987-88	533 pts in 25 games
6.	Tia Paschal, 1992-93	524 pts in 27 games
7.	Wanda Burns, 1989-90	515 pts in 29 games
8.	Cherry Rivers, 1979-80	514 pts in 31 games
9.	Chantelle Dishman, 1990-91	503 pts in 31 games
10.	Sue Galkantas, 1983-84	495 pts in 28 games
11.	Leonor Rodriguez, 2012-13	491 pts in 33 games
	Sue Galkantas, 1982-83	491 pts in 29 games
12.	Cierra Bravard, 2010-11	480 pts in 32 games
14.	Christy Derlak, 1993-94	469 pts in 27 games
15.	April Traylor, 2000-01	467 pts in 31 games
	Latavia Coleman, 1999-00	467 pts in 29 games
17.	Jacinta Monroe, 2009-10	461 pts in 35 games
18.	Lorraine Rimson, 1983-84	459 pts in 31 games
19.	Alicia Gladden, 2006-07	458 pts in 34 games
20.	Alexa Deluzio, 2012-13	455 pts in 33 games

### SCORING AVERAGE

1.	Sue Galkantas, 1980-81	21.6 (627 pts in 29 games)
2.	Bev Burnett, 1987-88	21.3 (533 pts in 25 games)
3.	Sue Galkantas, 1981-82	20.9 (710 pts in 34 games)
4.	Tia Paschal, 1992-93	19.4 (524 pts in 27 games)
5.	Roneeka Hodges, 2004-05	19.2 (615 pts in 32 games)
6.	Wanda Burns, 1990-91	18.5 (572 pts in 31 games)
7.	Laine Lassester, 1978-79	18.4 (415 pts in 22 games)
8.	Wanda Burns, 1989-90	17.8 (515 pts in 29 games)
	Cherry Rivers, 1978-79	17.8 (464 pts in 26 games)
	Jackie Arnold, 1977-78	17.8 (410 pts in 23 games)
11.	Latavia Coleman, 1997-98	17.7 (443 pts in 25 games)
	Sue Galkantas, 1983-84	17.7 (495 pts in 28 games)
	Laine Lassester, 1979-80	17.7 (371 pts in 21 games)
14.	Christy Derlak, 1993-94	17.4 (469 pts in 27 games)
15.	Bev Burnett, 1985-86	17.3 (363 pts in 21 games)
16.	Sue Galkantas, 1982-83	16.9 (491 pts in 29 games)
	Lisa Foglio, 1981-82	16.9 (439 pts in 26 games)
18.	Cherry Rivers, 1979-80	16.6 (514 pts in 31 games)
19.	Lorraine Rimson, 1984-85	16.3 (391 pts in 24 games)
	Danielle Ryan, 1992-93	16.3 (441 pts in 27 games)

### STEALS

1.	Alicia Gladden, 2004-05	101 in 32 games
2.	Tia Paschal, 1992-93	96 in 27 games
3.	Brenda Cliette, 1986-87	94 in 24 games
4.	Wanda Burns, 1989-90	77 in 30 games
	Brenda Cliette, 1982-83	77 in 29 games
6.	April Traylor, 2000-01	75 in 31 games
	Tia Paschal, 1990-91	75 in 32 games
8.	Alicia Gladden, 2006-07	73 in 34 games
9.	Angela Sutton, 1999-00	68 in 29 games
	Glenda Stokes, 1991-92	68 in 37 games
	Courtney Ward, 2009-10	68 in 35 games
12.	Leonor Rodriguez, 2012-13	67 in 33 games
	April Traylor, 1999-00	67 in 28 games
14.	Chris Davis, 1990-91	66 in 32 games
15.	Danielle Ryan, 1990-91	65 in 32 games
	Shante Williams, 2003-04	65 in 30 games
17.	Cheetah Delgado, 2012-13	64 in 33 games
	Lisa Foglio, 1981-82	64 in 26 games
19.	Allison Peercy, 1992-93	63 in 26 games
	Courtney Ward, 2010-11	63 in 32 games

### REBOUNDS

1.	Cherry Rivers, 1976-77	336 in 24 games
2.	Levys Torres, 2000-01	310 in 31 games
3.	Brenda Cliette, 1986-87	302 in 24 games
4.	Sue Galkantas, 1981-82	296 in 34 games
5.	Glenda Stokes, 1979-80	294 in 35 games
6.	Natasha Howard 2011-12	282 in 31 games
7.	Glenda Stokes, 1981-82	276 in 37 games
8.	Sue Galkantas, 1980-81	270 in 29 games
9.	Lorraine Rimson, 1983-84	269 in 31 games
	Brenda Cliette, 1982-83	269 in 29 games
11.	LeeVayn Oliver, 1981-82	260 in 26 games
12.	Cherry Rivers, 1979-80	257 in 31 games
13.	Jacinta Monroe, 2009-10	255 in 35 games
14.	Jacinta Monroe, 2008-09	251 in 34 games

15.	Cierra Bravard, 2010-11	250 in 32 games
16.	Natasha Howard, 2012-13	248 in 33 games
	LeeVayn Oliver, 1982-83	248 in 30 games
18.	Chantelle Dishman, 1991-92	246 in 28 games
19.	Ganiyat Adeduntan, 2004-05	242 in 32 games
20.	Chantelle Dishman, 1990-91	239 in 31 games

### REBOUND AVERAGE

1.	Cherry Rivers, 1976-77	14.0 (336 in 24 games)
2.	Brenda Cliette, 1986-87	12.6 (302 in 24 games)
3.	Cherry Rivers, 1977-78	10.3 (226 in 22 games)
4.	Laine Lassester, 1978-79	10.1 (222 in 22 games)
5.	Levys Torres, 2000-01	10.0 (310 in 31 games)
6.	Sue Galkantas, 1980-81	9.3 (270 in 29 games)
	Brenda Cliette, 1982-83	9.3 (269 in 29 games)
8.	Natasha Howard 2011-12	9.1 (282 in 31 games)
9.	Chantelle Dishman, 1991-92	8.8 (246 in 28 games)
10.	Sue Galkantas, 1981-82	8.7 (296 in 34 games)
	Lorraine Rimson, 1983-84	8.7 (269 in 31 games)
12.	Glenda Stokes, 1979-80	8.4 (294 in 35 games)
	Carla Williams, 1995-96	8.4 (234 in 28 games)
14.	Cherry Rivers, 1979-80	8.3 (257 in 31 games)
	LeeVayn Oliver, 1982-83	8.3 (248 in 30 games)
	Sarah Hall, 1985-86	8.3 (233 in 28 games)
17.	Cherry Rivers, 1978-79	8.1 (210 in 26 games)
18.	Brooke Wyckoff, 1997-98	8.0 (216 in 27 games)
19.	Brooke Wyckoff, 1998-99	7.9 (214 in 27 games)
20.	Cierra Bravard, 2010-11	7.8 (250 in 32 games)
	Sue Galkantas, 1983-84	7.8 (219 in 28 games)
	Latavia Coleman, 1997-98	7.8 (194 in 25 games)
	Lorraine Rimson, 1984-85	7.8 (186 in 24 games)

### ASSISTS

1.	Courtney Ward, 2009-10	198 in 35 games
2.	Shirley Silsby, 1976-77	184 in 23 games
3.	Courtney Ward, 2008-09	170 in 34 games
4.	Sheri Kaminski, 1983-84	155 in 31 games
5.	Shante Williams, 2003-04	154 in 30 games
6.	Cheetah Delgado, 2012-13	148 in 33 games
7.	April Traylor, 1999-00	145 in 28 games
8.	Wanda Burns, 1990-91	136 in 31 games
9.	Lynn Marnie, 1981-82	135 in 36 games
10.	Courtney Ward, 2010-11	132 in 32 games
11.	Allison Peercy, 1992-93	129 in 26 games
12.	Morgan Toles, 2012-13	127 in 33 games
	Holly Johnson, 2004-05	127 in 32 games
14.	Rose Harper, 1979-80	125 in 35 games
	Shante Williams, 2007-08	125 in 33 games
16.	Allison Peercy, 1994-95	123 in 30 games
17.	Sunnie O'Neal, 1981-82	120 in 37 games
18.	Robin Corn, 1989-90	119 in 30 games
19.	April Traylor, 2000-01	117 in 31 games
20.	Shante Williams, 2006-07	116 in 31 games
	Christian Hunnicutt, 2010-11	116 in 31 games

### BLOCKS

1.	Jacinta Monroe, 2008-09	84
2.	Brooke Wyckoff, 1997-98	80
3.	Jacinta Monroe, 2007-08	78
4.	Jacinta Monroe, 2009-10	76
5.	Brooke Wyckoff, 1998-99	64
6.	Jacinta Monroe, 2006-07	63
7.	Britany Miller, 2006-07	55
8.	Natasha Howard, 2012-13	49
9.	Laine Lassester, 1980-81	48
10.	Natasha Howard, 2011-12	39
	Britany Miller, 2005-06	39
12.	Chelsea Davis, 2012-13	38
13.	Mary Buchanan, 1986-87	34
	Brooke Wyckoff, 1999-00	34
	Cierra Bravard, 2011-12	34
16.	Cierra Bravard, 2008-09	33
17.	Brenda Cliette, 1982-83	32
	Sarah Hall, 1985-86	32
19.	Brooke Wyckoff, 2000-01	31
20.	Sarah Hall, 1984-85	30



# INDIVIDUAL SEASON RECORDS

## FIELD GOAL ATTEMPTS

1.	Sue Galkantas, 1981-82	536
2.	Sue Galkantas, 1980-81	520
3.	Roneeka Hodges, 2004-05	504
4.	Cherry Rivers, 1979-80	476
5.	Tasheika Allen, 2002-03	467
6.	Bev Burnett, 1987-89	459
7.	Wanda Burns, 1990-91	435
8.	Tanae Davis-Cain, 2008-09	421
9.	Tia Paschal, 1992-93	418
10.	Wanda Burns, 1989-90	404
11.	April Traylor, 2000-01	396
12.	Tasheika Allen, 2003-04	395
13.	Alicia Gladden, 2006-07	391
14.	Leonor Rodriguez 2012-13	390
	Christy Derlack, 1993-94	388
16.	Lorraine Rimson, 1983-84	376
17.	Valene Harris, 1986-87	374
	Sue Galkantas, 1983-84	374
19.	Alexa Deluzio, 2012-13	373
20.	Chris Davis, 1989-90	372

## FIELD GOALS

1.	Sue Galkantas, 1981-82	282
2.	Sue Galkantas, 1980-81	261
3.	Roneeka Hodges, 2004-05	236
4.	Tia Paschal, 1992-93	219
5.	Cherry Rivers, 1979-80	216
6.	Wanda Burns, 1990-91	203
7.	Bev Burnett, 1987-88	201
8.	Sue Galkantas, 1983-84	192
9.	Chantelle Dishman, 1990-91	191
10.	Lisa Foglio, 1981-82	190
11.	Wanda Burns, 1989-90	186
12.	Sue Galkantas, 1982-83	184
	Lisa Foglio, 1982-83	184
	Tia Paschal, 1990-91	184
	Britany Miller, 2006-07	184
16.	Lorraine Rimson, 1983-84	182
17.	Latavia Coleman, 1999-00	180
18.	Leonor Rodriguez, 2012-13	176
	Tia Paschal, 1991-92	176
	Jacinta Monroe, 2009-10	176

## FIELD GOAL PERCENTAGE (MINIMUM OF 100 ATTEMPTS)

1.	Chantelle Dishman, 1990-91	.656 (191-291 in 31 games)
2.	Glenda Stokes, 1982-83	.602 (103-171 in 29 games)
3.	Tracy Walker, 1990-91	.598 (79-132 in 25 games)
4.	Lisa Foglio, 1981-82	.596 (190-319 in 26 games)
5.	Jacinta Monroe, 2007-08	.592 (135-228 in 33 games)
	Tracy Walker, 1989-90	.592 (74-125 in 28 games)
7.	Chantelle Dishman, 1991-92	.582 (146-251 in 28 games)
8.	Cierra Bravard, 2008-09	.578 (115-199 in 34 games)
9.	Aline Harvis, 1987-88	.577 (82-142 in 25 games)
10.	Sue Galkantas, 1982-83	.570 (184-323 in 29 games)
11.	Chantelle Dishman, 1989-90	.565 (131-232 in 29 games)
	Tamara Gracey, 1998-99	.565 (109-193 in 27 games)
	Genesis Choice, 2003-04	.565 (70-124 in 20 games)
14.	Laine Lasseter, 1979-80	.559 (162-290 in 21 games)
15.	Ronanda Pierce, 2003-04	.557 (68-122 in 29 games)
16.	Aline Harvis, 1988-89	.554 (77-139 in 27 games)
17.	Chris Davis, 1990-91	.553 (131-237 in 32 games)
18.	Danielle Ryan, 1990-91	.549 (130-237 in 32 games)
19.	Debra Collins, 1988-89	.547 (87-159 in 26 games)
	Latavia Coleman, 1998-99	.547 (82-150 in 10 games)

## FREE THROW PERCENTAGE (MINIMUM OF 50 ATTEMPTS)

1.	Alexa Deluzio, 2011-12	.839 (78-93 in 31 games)
2.	Holly Johnson, 2004-05	.837 (72-86 in 32 games)
3.	Wanda Burns, 1990-91	.827 (115-139 in 29 games)
4.	Mara Freshour, 2007-08	.826 (90-109 in 33 games)
	Mara Freshour, 2008-09	.826 (76-92 in 34 games)
6.	Lisa Foglio, 1982-83	.819 (77-94 in 29 games)
7.	Mara Freshour, 2006-07	.815 (53-65 in 34 games)
8.	Alysha Harvin, 2007-08	.814 (48-59 in 24 games)
9.	Alexa Deluzio, 2009-10	.811 (43-53 in 35 games)
	Courtney Ward, 2010-11	.811 (73-93 in 32 games)
11.	Sheri Kaminski, 1984-85	.810 (51-63 in 24 games)
12.	Chris Davis, 1989-90	.809 (76-94 in 30 games)
13.	Danielle Ryan, 1991-92	.805 (91-113 in 28 games)
	Lauren Bradley, 2003-04	.805 (70-87 in 30 games)
15.	Lisa Foglio, 1980-81	.802 (65-81 in 27 games)

16.	Tamara Gracey, 1998-99	.800 (72-90 in 27 games)
	Courtney Ward, 2009-10	.800 (64-80 in 35 games)
	Danielle Ryan, 1992-93	.800 (72-90 in 27 games)
19.	Sue Galkantas, 1982-83	.799 (123-154 in 29 games)

## 3-POINT FIELD GOAL ATTEMPTS

1.	Tanae Davis-Cain, 2008-09	208
2.	Courtney Ward, 2010-11	193
3.	Tanae Davis-Cain, 2006-07	181
4.	Alysha Harvin, 2009-10	177
5.	Courtney Ward, 2009-10	174
6.	Wendy Hampton, 1996-97	163
7.	Tasheika Allen, 2002-03	155
8.	Mara Freshour, 2007-08	154
9.	Linnea Liljestrand, 2004-05	153
10.	Alexa Deluzio, 2012-13	148
11.	Tanae Davis-Cain, 2007-08	144
12.	Tasheika Allen, 2003-04	139
13.	Christy Derlack, 1993-94	138
14.	Alexa Deluzio, 2011-12	134
15.	April Traylor, 2000-01	132
16.	Mara Freshour, 2008-09	131
17.	Leonor Rodriguez, 2012-13	130
18.	Roneeka Hodges, 2004-05	129
19.	Holly Johnson, 2004-05	126
20.	Holly Johnson, 2005-06	124

## 3-POINT FIELD GOALS MADE

1.	Courtney Ward, 2010-11	78
2.	Tanae Davis-Cain, 2008-09	77
3.	Mara Freshour, 2007-08	66
4.	Alysha Harvin, 2009-10	64
	Courtney Ward, 2009-10	64
6.	Linnea Liljestrand, 2004-05	54
	Alexa Deluzio, 2012-13	54
8.	Tanae Davis-Cain, 2006-07	52
9.	Wendy Hampton, 1996-97	51
	Mara Freshour, 2008-09	51
11.	Tanae Davis-Cain, 2006-07	49
12.	Alexa Deluzio, 2011-12	47
	Robin Storey, 1988-89	47
	Christy Derlack, 1993-94	47
15.	Leonor Rodriguez, 2012-13	46
16.	Holly Johnson, 2005-06	44
	Tasheika Allen, 2003-04	44
	Roneeka Hodges, 2004-05	42
	Tasheika Allen, 2002-03	42
20.	Alexa Deluzio, 2010-11	41
	Wanda Burns, 1990-91	41
	Alison Arnoldi, 1993-94	41

## 3-POINT FIELD GOAL PERCENTAGE (MINIMUM OF 20 MADE)

1.	Courtney Ward, 2008-09	.500 (37-74)
2.	Robin Storey, 1988-89	.475 (47-99)
3.	Mara Freshour, 2007-08	.429 (66-154)
4.	Alexa Deluzio, 2009-10	.404 (39-96)
	Courtney Ward, 2010-11	.404 (79-193)
6.	Tasheika Allen, 2001-02	.400 (28-70)
7.	Alison Arnoldi, 1993-94	.394 (41-104)
8.	Mara Freshour, 2008-09	.389 (51-131)
9.	Leonor Rodriguez, 2011-12	.381 (24-63)
10.	Ganiyat Adeduntan, 2004-05	.375 (36-96)
11.	Wendy Hampton, 1995-96	.373 (28-75)
12.	Tanae Davis-Cain, 2008-09	.370 (77-208)
13.	Natasha Howard, 2010-11	.368 (21-57)
	Courtney Ward, 2009-10	.368 (64-174)
15.	Alexa Deluzio, 2010-11	.366 (41-112)
16.	Alexa Deluzio, 2012-13	.365 (54-148)
17.	Alysha Harvin, 2009-10	.362 (64-177)
18.	Holly Johnson, 2005-06	.355 (44-124)
19.	Leonor Rodriguez, 2012-13	.354 (46-130)
	Courtney Ward, 2007-08	.354 (29-82)

## GAME RECORDS

### 30-POINT CLUB

39	Roneeka Hodges vs. Maryland (2005)
38	Latavia Coleman vs. UNC (1998)
38	Tia Paschal vs. UNC (1993)
37	Sue Galkantas vs. Florida (1980)
36	Tia Paschal vs. Maryland (1993)
34	Chantelle Dishman vs. Marquette (1991)
34	Bev Burnett vs. Florida A&M (1986), Virginia Tech (1988)
34	Sue Galkantas vs. Tulane (1982), Florida A&M (1981)
34	Laine Lasseter vs. SE Louisiana (1980)
33	Roneeka Hodges vs. UT-Arlington (2004)
33	Christy Derlack vs. UT-Chattanooga (1993)
33	Danielle Ryan vs. Maryland (1993)
33	Sue Galkantas vs. Middle Tennessee State (1983)
	vs. Georgia State (1980), vs. Virginia Tech (1982)
33	Laine Lasseter vs. Mercer (1981)
32	Latavia Coleman vs. Tulsa (1999)
32	Bev Burnett vs. South Florida (1986)
32	Sue Galkantas vs. South Alabama (1986)
32	Laine Lasseter vs. Florida (1986)
31	Latavia Coleman vs. Maryland (2000)
31	Jen Robinson vs. Georgia Tech (1999)
31	Wanda Burns vs. Southern Mississippi (1990)
31	Bev Burnett vs. Southern Mississippi (1989)
31	Laine Lasseter vs. Florida (1979)
31	Courtney Ward vs. Vandebilt (2010)
30	Brooke Wyckoff vs. Georgia Tech (2001)
30	April Traylor vs. Tulane (2001)
30	Latavia Coleman vs. Louisiana Tech (1998)
30	Lysa Moorefield vs. Ga.Tech (1998)
30	Christy Derlack vs. Duke (1994)
30	Bev Burnett vs. Southern Miss., Louisville, G. Southern (1988)
30	Lisa Foglio vs. Miami (1982)
30	Sue Galkantas vs. Kent State, Memphis State, Tulane (1982)
30	Cherry Rivers vs. Miami (1980)

### REBOUND CLUB

24	Levys Torres vs. Coppin State (2000)
23	Laine Lasseter vs. South Florida (1978)
21	Glenda Stokes vs. Virginia Tech (1982)
21	Jacinta Monroe vs. UAB (2006)
19	Carla Williams vs. Furman (1996)
19	LeeVayn Oliver vs. Cincinnati (1981)
19	Chris Brokas vs. Troy State (1979)
18	Alicia Gladden vs. FAMU (2004)
18	Levys Torres vs. Wake Forest (2001)
18	Sarah Hall vs. Central Florida (1986)
18	Natasha Howard vs. Georgia Tech (2013)
18	Chasity Clayton vs. Samford (2012)
17	Ursula Woods vs. Maryland (1993)
17	Chantelle Dishman vs. Miami (1991)
17	Sarah Hall vs. West Georgia (1986)
17	Lorraine Rimson vs. Georgetown, vs. Radford (1986)
17	Brenda Clette vs. Montclair State (1983)
17	Sue Galkantas vs. Florida (1980)
17	Laine Lasseter vs. Florida (1979)
17	Jacinta Monroe vs. North Carolina (2010)
17	Cierra Bravard vs. Alabama State (2010)
17	Natasha Howard vs. Miami (2012)



# INDIVIDUAL CAREER RECORDS

## POINTS (1,000-POINT CLUB)

1. Sue Galkantas, 1980-84	2323 in 120 games
2. Tia Paschal, 1989-93	1662 in 116 games
3. Cherry Rivers, 1976-80	1636 in 103 games
4. Alexa Deluzio, 2009-13	1539 in 131 games
5. Jacinta Monroe, 2006-10	1518 in 136 games
6. Bev Burnett, 1984-89	1508 in 97 games
7. April Traylor, 1998-02	1503 in 112 games
8. Cierra Bravard, 2008-12	1501 in 132 games
9. Latavia Coleman, 1996-00	1428 in 91 games
10. Alicia Gladden, 2003-07	1403 in 126 games
11. Wanda Burns, 1988-91	1394 in 87 games
12. Chris Davis, 1987-91	1365 in 110 games
13. Brooke Wyckoff, 1997-01	1350 in 109 games
14. Danielle Ryan, 1989-93	1296 in 117 games
15. Chantelle Dishman, 1989-93	1278 in 94 games
16. Laine Lasseter, 1978-82	1265 in 86 games
17. Tanae-Davis Cain, 2005-09	1262 in 121 games
18. Tasheika Allen, 2001-04	1229 in 88 games
19. Lisa Foglio, 1980-83	1227 in 76 games
20. Courtney Ward, 2007-11	1199 in 134 games
21. Christy Derlak, 1990-94	1193 in 113 games
22. LeeVayn Oliver, 1980-84	1166 in 122 games
23. Natasha Howard, 2010-Present	1136 in 96 games
24. Mara Freshour, 2005-09	1128 in 131 games
25. Glenda Stokes, 1979-83	1118 in 130 games
26. Shante Williams, 2003-08	1085 in 121 games
27. Lorraine Rimson, 1984-86	1,056 in 71 games
28. Ganiyat Adeduntan, 2002-06	1040 in 120 games
29. Allison Peercy, 1991-95	1028 in 111 games
30. Chelsea Davis, 2009-13	1019 in 127 games
31. Chasity Clayton, 2009-13	1015 in 123 games

## SCORING AVERAGE (MINIMUM OF TWO SEASONS)

1. Sue Galkantas, 1980-84	19.4 (2323 in 120 games)
2. Wanda Burns, 1988-91	16.0 (1394 in 87 games)
3. Cherry Rivers, 1976-80	15.9 (1636 in 103 games)
4. Jackie Arnold, 1977-79	15.8 (727 in 46 games)
5. Latavia Coleman, 1996-00	15.7 (1428 in 91 games)
6. Bev Burnett, 1984-89	15.5 (1508 in 97 games)
7. Lisa Foglio, 1980-83	15.0 (1227 in 82 games)
8. Lorraine Rimson, 1984-86	14.9 (1056 in 71 games)
9. Laine Lasseter, 1978-82	14.7 (1265 in 86 games)
10. Tia Paschal, 1989-93	14.3 (1662 in 116 games)
11. Brenda Cletie, 1982-83, 86-87	14.1 (749 in 53 games)
12. Tasheika Allen, 2001-04	14.0 (1129 in 88 games)
13. Chantelle Dishman, 1989-93	13.6 (1278 in 94 games)
14. April Traylor, 1998-02	13.4 (1503 in 112 games)
15. Carla Williams, 1994-96	13.3 (770 in 58 games)
16. Chris Davis, 1987-91	12.4 (1365 in 110 games)
17. Brooke Wyckoff, 1997-01	12.4 (1350 in 109 games)
18. Natasha Howard, 2010-Present	11.8 (1136 in 96 games)
19. Alexa Deluzio, 2009-13	11.7 (1539 in 131 games)
20. Britany Miller, 2005-08	11.4 (798 in 70 games)
21. Cierra Bravard, 2008-12	11.4 (1501 in 132 games)

## REBOUNDS

1. Cherry Rivers, 1976-80	1029
2. Sue Galkantas, 1980-84	1006
3. Glenda Stokes, 1979-83	938
4. Jacinta Monroe, 2006-2010	913
5. LeeVayn Oliver, 1980-84	869
6. Brooke Wyckoff, 1997-01	804
7. Sarah Hall, 1984-88	785
8. Cierra Bravard, 2008-12	768
9. Natasha Howard, 2010-Present	740
10. Chantelle Dishman, 1989-93	713
11. Tia Paschal, 1989-93	703
12. Alicia Gladden, 2003-07	700
13. Laine Lasseter, 1978-82	624
14. Latavia Coleman, 1996-00	603
15. Chasity Clayton, 2009-13	599
16. Katelyn Vujas, 1999-03	598
17. Brenda Cletie, 1982-83, 1986-87	571
18. Ganiyat Adeduntan, 2002-06	517
19. Mara Freshour, 2005-09	506
20. Chris Davis, 1987-91	503

## REBOUND AVERAGE

1. Brenda Cletie, 1982-87	10.8 (571 in 53 games)
2. Cherry Rivers, 1976-80	10.0 (1029 in 103 games)
3. Chris Brokas, 1976-79	9.1 (530 in 64 games)
4. Sue Galkantas, 1980-84	8.4 (1006 in 120 games)
5. Lorraine Rimson, 1983-85	8.3 (455 in 55 games)
6. Carla Williams, 1994-96	7.9 (458 in 58 games)

7. Natasha Howard, 2010-Present	7.7 (740 in 96 games)
8. Chantelle Dishman, 1989-93	7.6 (713 in 94 games)
9. Brooke Wyckoff, 1997-01	7.4 (804 in 109 games)
10. Glenda Stokes, 1979-83	7.2 (938 in 130 games)
11. Laine Lasseter, 1978-82	7.2 (624 in 86 games)
12. Sarah Hall, 1985-88	7.1 (785 in 110 games)
13. Levys Torres, 1999-01	7.1 (425 in 60 games)
14. Jackie Arnold, 1977-79	7.1 (325 in 46 games)
15. Jacinta Monroe, 2006-10	6.7 (913 in 136 games)
16. Latavia Coleman, 1996-00	6.6 (603 in 91 games)
17. Tia Paschal, 1989-93	6.1 (703 in 116 games)
18. Cierra Bravard, 2008-12	5.8 (768 in 132 games)
19. Alicia Gladden, 2003-07	5.6 (700 in 126 games)
20. Britany Miller, 2005-08	5.5 (384 in 70 games)

## 3-POINT FIELD GOALS

1. Courtney Ward, 2007-2011	208
2. Tanae-Davis-Cain, 2005-09	198
3. Alexa Deluzio, 2009-13	182
4. Mara Freshour, 2005-09	168
5. Wendy Hampton, 1994-98	134
6. Alysha Harvin, 2006-10	117
7. April Traylor, 1998-02	115
8. Tasheika Allen, 2001-04	114
9. Ganiyat Adeduntan, 2002-06	113
10. Linnea Liljestrand, 2001-05	110
11. Holly Johnson, 2002-06	100
12. Jen Robinson, 1996-99	90
13. Christy Derlak, 1990-94	89
14. Leonor Rodriguez, 2009-13	77
15. Robin Storey, 1987-89	75
16. Wanda Burns, 1988-91	69
17. Allison Peercy, 1992-95	66
18. Chasity Clayton, 2009-13	61
19. Alison Arnoldi, 1990-94	61
20. Brooke Wyckoff, 1997-01	60
21. Shinikki Whiting, 1999-02	60

## ASSISTS

1. Courtney Ward, 2007-11	602
2. Shante Williams, 2003-2008	451
3. Jen Robinson, 1996-99	388
4. April Traylor, 1998-02	387
5. Allison Peercy, 1992-95	382
6. Robin Corn, 1987-92	364
7. Sheri Kaminski, 1983-87	355
8. Shirley Sitsby, 1976-79	348
9. Holly Johnson, 2002-06	342
10. Wanda Burns, 1988-91	331
11. LaQuinta Neely, 2001-06	329
12. Danielle Ryan, 1989-93	301
13. Mara Freshour, 2005-09	294
14. Lynn Marnie, 1980-83	293
15. Chris Davis, 1987-91	282
16. Lisa Foglio, 1980-83	274
17. Rose Harper, 1977-81	268
18. Alicia Gladden, 2003-07	247
19. Alexa Deluzio, 2009-13	247
20. Sue Galkantas, 1980-84	240

## STEALS

1. Alicia Gladden, 2003-07	275
2. Tia Paschal, 1989-93	269
3. Chris Davis, 1987-91	221
4. April Traylor, 1998-02	217
5. Courtney Ward, 2007-2011	214
6. Glenda Stokes, 1979-83	201
7. Shante Williams, 2003-08	199
8. Danielle Ryan, 1989-93	197
9. Cherry Rivers, 1976-80	189
10. Brooke Wyckoff, 1997-01	189
11. Angela Sutton, 1998-00, 2002-04	182
12. Lisa Foglio, 1980-83	181
13. Robin Corn, 1987-92	176
14. Wanda Burns, 1988-91	172
15. Brenda Cletie, 1982-83, 1986-87	171
16. Sheri Kaminski, 1984-87	171
17. Wendy Hampton, 1994-98	165
18. Alison Peercy, 1992-95	165
19. Sue Galkantas, 1980-84	162
20. Latavia Coleman, 1996-00	149

## BLOCKS

1. Jacinta Monroe, 2006-2010	301
2. Brooke Wyckoff, 1997-01	209
3. Laine Lasseter, 1978-82	120

4. Cierra Bravard, 2008-12	114
5. Natasha Howard, 2010-Present	110
6. Sarah Hall, 1984-88	110
7. Britany Miller, 2005-08	103
8. Lauren Bradley, 1999-04	89
9. Chris Davis, 1981-91	75
10. Chelsea Davis, 2009-13	73
11. Lysa Moorefield, 1994-98	72
12. Alicia Gladden, 2003-07	70
13. Glenda Stokes, 1979-83	70
14. Chantelle Dishman, 1989-93	59
15. Katelyn Vujas, 2000-03	52
16. Brenda Cletie, 1983-83, 1986-87	47
17. Arleshia Davidson, 1995-99	47
18. Alexa Deluzio, 2009-13	44
19. Genesis Choice, 2001-04	43
20. Mary Berryhill, 1986-87, 1991-93	43

## FIELD GOAL PERCENTAGE (MINIMUM 100 FGs & TWO SEASONS)

1. Chantelle Dishman, 1989-93	.600 (483-803)
2. Tracy Walker, 1989-92	.591 (165-279)
3. Aline Harvis, 1987-89	.566 (159-281)
4. Lisa Foglio, 1980-83	.542 (513-946)
5. Cierra Bravard, 2008-12	.541 (524-969)
6. Jacinta Monroe, 2006-2010	.532 (590-1108)
7. Levys Torres, 1999-01	.528 (161-305)
8. Sue Galkantas, 1980-84	.524 (919-1753)
9. Trinetta Moore, 2001-04	.523 (225-430)
10. Laine Lasseter, 1978-82	.521 (540-1036)
11. LeeVayn Oliver, 1980-84	.520 (498-957)
12. Britany Miller, 2005-08	.517 (357-691)
13. Danielle Ryan, 1989-93	.514 (508-989)
14. Chelsea Davis, 2009-13	.513 (366-713)
15. Genesis Choice, 2001-04	.506 (182-360)
16. Glenda Stokes, 1979-83	.504 (417-827)
17. Tia Paschal, 1989-93	.502 (683-1360)
18. Carla Williams, 1994-96	.495 (214-432)
19. Lauren Bradley, 1999-04	.485 (268-553)
20. Chris Davis, 1987-91	.481 (554-1152)

## FREE THROW PERCENTAGE (MINIMUM OF 100 ATTEMPTS)

1. Mara Freshour, 2005-09	.818 (234-286)
2. Liberty Taylor, 1992-95	.789 (90-114)
3. Lisa Foglio, 1980-83	.788 (201-255)
4. Alexa Deluzio, 2009-13	.784 (283-361)
5. Wanda Burns, 1988-91	.777 (271-349)
6. Holly Johnson, 2002-06	.773 (242-313)
7. Leonor Rodriguez, 2009-13	.771 (121-157)
8. Danielle Ryan, 1989-93	.761 (251-330)
9. Alysha Harvin, 2006-2010	.759 (202-266)
10. Allison Peercy, 1991-95	.758 (298-393)
11. Linnea Liljestrand, 2001-05	.750 (75-100)
12. Lauren Bradley, 1999-04	.748 (172-230)
13. Courtney Ward, 2007-11	.747 (221-296)
14. Sue Galkantas, 1980-84	.745 (485-651)
15. Carla Williams, 1994-96	.743 (342-460)
16. Tasheika Allen, 2001-04	.743 (225-303)
17. Sheri Kaminski, 1983-87	.732 (208-284)
18. Katelyn Vujas, 1999-03	.730 (146-200)
19. Chelsea Davis, 2009-13	.725 (287-396)
20. Cierra Bravard, 2008-12	.722 (453-627)

## 3-POINT FG PERCENTAGE (MINIMUM OF 75 ATTEMPTS)

1. Robin Storey, 1987-89	.414 (75-181)
2. Courtney Ward, 2007-2011	.398 (208-523)
3. Mara Freshour, 2005-09	.396 (168-424)
4. Alison Arnoldi, 1990-94	.374 (61-163)
5. Alexa Deluzio, 2009-13	.369 (182-493)
6. Leonor Rodriguez, 2009-13	.360 (77-214)
7. Linnea Liljestrand, 2001-05	.354 (118-311)
8. Alysha Harvin, 2006-10	.344 (117-340)
9. Christy Derlak, 1990-94	.341 (89-261)
10. Danielle Ryan, 1989-93	.341 (29-85)
11. Wendy Hampton, 1994-98	.333 (134-402)
12. Ganiyat Adeduntan, 2002-06	.330 (113-342)
13. Tanae-Davis-Cain, 2005-09	.328 (198-603)
14. Roneeka Hodges, 2004-05	.326 (42-129)
15. Molly Beal, 1999-01	.324 (45-139)
16. Natasha Howard, 2010-Present	.313 (25-80)
17. Tasheika Allen, 2001-04	.313 (114-364)
18. Chasity Clayton, 2009-13	.307 (61-199)
19. Wanda Burns, 1988-91	.307 (69-225)
20. Brooke Wyckoff, 1997-01	.305 (60-197)



# TEAM RECORDS

## POINTS

MOST GAME	114 vs. Stetson (2/6/91)
MOST SEASON	2,883 (1981-82)
LEAST GAME	26 vs. Clemson (2/7/94)
LEAST SEASON	488 (1973-74)

## FIELD GOALS MADE

MOST GAME	49 vs. Stetson (2/6/91)
MOST SEASON	1,171 (1981-82)
LEAST GAME	8 vs. Clemson (2/7/94)
LEAST SEASON	538 (1993-94)

## FIELD GOAL ATTEMPTS

MOST GAME	97 vs. Florida (12/4/78)
	97 vs. Monmouth (11/30/85)
MOST SEASON	2,384 (1979-80)
LEAST GAME	35 vs. Clemson (2/7/94)
LEAST SEASON	1,051 (1973-74)

## FIELD GOAL PERCENTAGE

HIGH GAME	.731 vs. Denver (12/15/80)
HIGH SEASON	.520 (1990-91)
LOW GAME	.214 vs. Alabama (12/31/93)
LOW SEASON	.340 (1973-74)

## 3-POINT FIELD GOALS MADE

MOST GAME	12 vs. Richmond (3/21/04)
	12 vs. Maryland (2/28/10)
	12 vs. Boston College (1/27/11)
MOST SEASON	206 (2009-10)
LEAST GAME	0 Several Times
LEAST SEASON	32 (1991-92)

## 3-POINT FIELD GOAL ATTEMPTS

MOST GAME	31 vs. Auburn (1/17/91)
	31 vs. Florida (11/7/09)
MOST SEASON	547 (2009-10)
LEAST GAME	0 vs. Lamar (11/29/91)
LEAST SEASON	120 (1991-92)

## 3-POINT FIELD GOAL PERCENTAGE

HIGH SEASON	.434 (1988-89)
LOW SEASON	.244 (1998-99)

## FREE THROWS MADE

MOST GAME	36 vs. Fordham (12/31/84)
MOST SEASON	573 (1990-91)
LEAST GAME	1 vs. Georgia S. Western (1986)
	and Duke (1995-96)
LEAST SEASON	245 (1996-97)

## FREE THROW ATTEMPTS

MOST GAME	51 vs. Georgia Tech (1/31/96) (30T)
MOST SEASON	826 (1990-91)
LEAST GAME	3 vs. S. Carolina (1982) vs. Florida (11/23/96)
LEAST SEASON	419 (1996-97)

## FREE THROW PERCENTAGE

HIGH GAME	.952 (20-21) vs. N. Carolina (1/4/95)
HIGH SEASON	.722 (2009-10)
LEAST GAME	.167 vs. Duke (1/3/97)
LEAST SEASON	.510 (1973-74)

## REBOUNDS

HIGH GAME	74 vs. Florida (12/4/78)
HIGH SEASON	1,545 (1981-82)
LEAST GAME	13 vs. Maryland (1994)
LEAST SEASON	774 (1993-94)

## REBOUND AVERAGE

HIGH SEASON	45.5 (1986-87)
LEAST SEASON	28.7 (1993-94)

## ASSISTS

HIGH GAME	29 vs. FAMU (1/20/82) & (1/21/91)
HIGH SEASON	601 (1981-82)
LEAST GAME	2 vs. Tulane (1984-85), Texas Tech (1994-95)
LEAST SEASON	169 (1973-74)

## STEALS

HIGH GAME	31 vs. South Florida (2/12/81)
HIGH SEASON	406 (1981-82)
LEAST GAME	1 vs. Georgia Tech (1995-96)
LEAST SEASON	181 (2011-12)

## BLOCKS

HIGH GAME	15 vs. Alabama A&M (12/19/11)
HIGH SEASON	166 (2006-07)
LEAST GAME	0 several times
LEAST SEASON	38 (1983-84)

## TOP GAME PERFORMANCES

### POINTS

114	vs. Stetson (2/6/91)
110	vs. Marquette (12/1/90)
107	vs. Savannah State (11/23/03)
106	vs. Memphis State (1/19/91)
105	vs. Georgia Southern (12/3/88)
104	vs. Tulane (2/25/91)
104	vs. Oral Roberts (2/29/92)

### MOST FIELD GOALS MADE IN A GAME

49	vs. Stetson (2/6/91)
47	vs. Georgia Southern (12/3/88)
47	vs. Dayton (1/21/77)
46	vs. Southeastern Louisiana (1/22/81)
45	vs. Stetson (1/28/83)

### MOST FIELD GOALS ATTEMPTED IN A GAME

97	vs. Monmouth (11/30/85)
97	vs. Florida (12/4/78)
91	vs. Central Michigan (11/25/88)
91	vs. Miami (12/1/88)
86	vs. Marquette (12/1/90)
86	vs. Wisconsin (12/4/87)

### HIGHEST FIELD GOAL PERCENTAGE IN A GAME

.731	vs. Denver (12/15/80)
.661	vs. Memphis State (1/19/90)
.660	vs. Nebraska (12/31/82)
.654	vs. South Florida (12/10/83)
.644	vs. Austin Peay (12/2/01)

### MOST 3-POINT FIELD GOALS MADE IN A GAME

12	vs. Richmond (3/21/04)
12	vs. Maryland (2/28/10)
12	vs. Boston College (1/27/11)
11	vs. Tennessee-Chattanooga (11/26/93)
11	vs. Boston College (1/24/10)
10	vs. Clemson (2/9/05)
10	vs. Miami Ohio (11/27/04)
10	vs. Georgia Tech (12/5/01)
10	vs. Maryland (2/11/01)
10	vs. Florida (12/3/94)

### MOST 3-POINT FIELD GOALS ATTEMPTED IN A GAME

31	vs. Auburn (1/17/90)
31	vs. Florida (11/7/09)
29	vs. Alcorn State (12/6/09)
26	vs. Clemson (2/27/98)
26	at Maryland (2/24/08)
25	vs. Clemson (2/19/05)
25	vs. Virginia (1/19/97)

### HIGHEST 3-POINT PERCENTAGE IN A GAME

1.000	vs. Oral Roberts (2/29/92)
.833	vs. Georgia Tech (12/5/01)
.778	vs. Nebraska (12/8/12)
.750	vs. Maryland (2/28/10)
.750	vs. North Carolina (2/9/95)
.714	vs. Florida (11/15/12)
.700	vs. Tennessee Tech (12/21/92)
.667	vs. Clemson (12/16/97)

## MOST FREE THROWS MADE IN A GAME

36	vs. Fordham (12/31/84)
35	vs. Northern Illinois (2/22/92)
33	vs. NC State (1/20/13)
33	vs. Georgia State (11/21/11)
33	vs. Georgia Tech (1/31/96)
33	vs. Memphis State (2/16/91)
33	vs. Louisville (2/10/90)
33	vs. Tulane (2/5/83)

## MOST FREE THROWS ATTEMPTED IN A GAME

51	vs. Georgia Tech (1/22/96)
47	vs. Rice (12/6/86)
47	vs. Fordham (12/13/84)
46	vs. Wake Forest (1/15/05)
43	vs. Georgia State (11/21/11)

## HIGHEST FREE THROW PERCENTAGE IN A GAME

1.000	vs. Stetson (12/13/86)
1.000	vs. South Carolina (1/27/82)
1.000	vs. UCF (12/16/09)
.952	vs. North Carolina (1/4/94)
.933	vs. Montana (12/29/04)
.933	vs. Clemson (2/9/05)
.944	vs. Maryland (1/10/01)
.938	vs. Duke (2/12/12)

## MOST REBOUNDS IN A GAME

74	vs. Florida (12/4/78)
70	vs. Georgia Southern (12/16/87)
69	vs. Rice (12/6/86)
69	vs. Monmouth (11/30/85)
67	vs. Florida A&M (2/15/90)

## MOST ASSISTS IN A GAME

31	vs. Central Michigan (11/25/88)
29	vs. Florida A&M (1/20/82)
29	vs. Florida A&M (1/21/88)
29	vs. Florida A&M (2/24/92)
28	vs. Southern Mississippi (2/23/91)

## MOST STEALS IN A GAME

31	vs. South Florida (2/12/81)
25	vs. UNC-Greensboro (12/22/12)
25	vs. Florida A&M (12/3/96)
24	vs. Southern Alabama (11/24/89)
24	vs. Fordham (12/13/84)
23	vs. Lewis (1/2/81)

## MOST BLOCKED SHOTS IN A GAME

15	vs. Alabama A&M (12/19/11)
12	vs. Mercer (11/17/78)
10	at Clemson (2/23/12)
10	vs. Miami Ohio (11/27/04)
10	vs. Hawaii (12/21/09)
10	vs. UCF (12/16/09)
9	vs. Army (1/2/83)
9	vs. South Florida (2/10/86)
9	vs. Mississippi (11/26/97)
9	vs. Stetson (12/6/06)
9	at Texas A&M (12/6/07)

## MOST TURNOVERS IN A GAME

42	vs. St. Louis (2/6/81)
40	vs. Texas (2/24/84)
37	vs. Maryland (2/22/98)
36	vs. Tennessee (1/26/86)
36	vs. Stetson (11/20/09)
35	vs. Georgia Tech (1/31/95)
35	vs. New Orleans (2/25/87)

## MOST FOULS IN A GAME

55	vs. Clemson (1/7/99)
36	vs. South Florida (1/8/82)
35	vs. Mississippi (1982-1983)
32	vs. Georgia Tech (1/20/02)



MISCELLANEOUS LEADERS

NOTABLE FSU VICTORIES

Table with columns: Date, Opponent, Score. Rows include 1972-73 FAMU 53-47, 1977-78 South Florida 84-76 OT, 1981 Kent State 80-66, 1983 UCF 67-60, 1988 Ga. Southern 105-78, 1992 Ga. Tech 77-66, 1995 Ga. Tech 60-58, 2000 St. Francis 73-65, 2003 FAU 88-77, 2006 Clemson 80-72 OT, 2008 SE Missouri 62-31.

SEASON OPENERS

Table with columns: Year, Opponent, Score, W/L/Site, Date. Rows include 1972-73 FAMU 53-47, 1973-74 Florida 39-41, 1974-75 Albany State 62-55, 1975-76 Rollins 56-43, 1976-77 Albany State 38-87, 1977-78 Valdosta State 57-92, 1978-79 Mississippi State 60-64, 1980-81 Georgia Tech 84-97, 1981-82 Stetson 81-54, 1982-83 UT-Chattanooga 94-77, 1983-84 Arizona State 70-85, 1984-85 Albany State 66-60, 1985-86 West Georgia 67-57, 1986-87 Albany State 71-72, 1987-88 New Mexico St 73-64, 1988-89 Central Michigan 100-78, 1989-90 South Alabama 89-82, 1990-91 UMKC 66-52, 1991-92 Miami 71-69, 1992-93 Florida Atlantic 97-67, 1993-94 UT-Chattanooga 85-86, 1994-95 Fresno State 67-62, 1995-96 Florida Atlantic 69-46, 1996-97 South Florida 68-59, 1997-98 Florida A&M 79-70, 1998-99 Tulsa 76-67, 1999-00 Tulsa 77-70, 2000-01 UNC-Asheville 89-64, 2001-02 Saint Mary's 78-57, 2002-03 Alabama State 89-61, 2003-04 Savannah State 107-28, 2004-05 Xavier 56-48, 2005-06 Georgia Southern 82-57, 2006-07 UAB 93-77, 2007-08 Florida Gulf Coast 93-53, 2008-09 Florida Gulf Coast 81-62, 2009-10 North Florida 99-50, 2010-11 Alabama State 89-39, 2011-12 USF 62-49, 2012-13 Samford 77-42.

HOME OPENERS

Table with columns: Year, Opponent, Score, W/L, Date. Rows include 1980-81 Florida 90-48, 1981-82 Stetson 81-54, 1982-83 Albany State 94-52, 1983-84 Mid Tennessee St 75-67, 1984-85 Albany State 66-60, 1985-86 West Georgia 67-57, 1986-87 Albany State 71-72, 1987-88 Wisconsin 100-67, 1988-89 UNC-Asheville 99-58, 1989-90 Mississippi State 86-62, 1990-91 Marquette 110-75, 1991-92 Miami 71-69, 1992-93 Florida Atlantic 97-67, 1993-94 Rhode Island 71-76, 1994-95 Central Florida 74-59, 1995-96 UT-Chattanooga 58-60, 1996-97 Florida A&M 91-59, 1997-98 Mississippi 64-54, 1998-99 Louisiana Tech 72-88, 1999-00 Tulsa 77-70, 2000-01 UNC-Asheville 89-64, 2001-02 E Tenn State 99-66, 2002-03 Alabama State 89-61, 2003-04 Savannah State 107-28, 2004-05 Xavier 56-48, 2005-06 Georgia Southern 82-57, 2006-07 UAB 93-77, 2007-08 North Florida 75-48.

Table with columns: Year, Opponent, Score, W/L/Site. Rows include 2008-09 Florida Gulf Coast 81-62, 2009-10 North Florida 99-50, 2010-11 Alabama State 89-39, 2011-12 Georgia State 94-74, 2012-13 Samford 77-42.

OVERTIME GAMES

Table with columns: Year, Opponent, Score, W/L/Site, Date. Rows include 1977-78 South Florida 84-76, 1982-83 Montclair State 89-81, 1983-84 Missouri 82-75, 1984-85 South Florida 71-69, 1985-86 Monmouth 81-69, 1986-87 Albany State 71-72, 1987-88 West Virginia 68-58, 1988-89 Georgia Southern 83-77, 1989-90 S. Alabama 89-82, 1990-91 S. Carolina 91-92, 1991-92 Miami 71-69, 1995-96 Ga Tech 90-85, 1997-98 Virginia 76-83, 1998-99 North Carolina 101-112, 2000-01 North Carolina 80-78, 2001-02 Florida 74-78, 2002-03 Wake Forest 62-60, 2003-04 Virginia 80-82, 2004-05 Maryland 95-91, 2005-06 Clemson 80-72, 2006-07 Miss. State 60-65, 2007-08 Georgia 62-71, 2008-09 Duke 82-75, 2010-11 St. John's 66-65, 2011-12 Ohio State 75-78.

MOST GAMES IN A SEASON

Table with columns: Games, Year. Row: 38 1981-82.

FEWEST GAMES IN A SEASON

Table with columns: Games, Year. Row: 10 1973-74.

MOST WINS IN A SEASON

Table with columns: Wins, Year. Row: 29 2009-10 (29-6).

FEWEST WINS IN A SEASON

Table with columns: Wins, Year. Row: 5 1996-97 (5-22).

HIGHEST WINNING PERCENTAGE

Table with columns: Percentage, Year. Row: .829 2009-10 (29-6).

LOWEST WINNING PERCENTAGE

Table with columns: Percentage, Year. Row: .185 1996-97 (5-22).

TOP 10 BIGGEST WINS

Table with columns: Year, Opponent, Score, Date. Rows include 84 West Florida 100-16, 79 Savannah State 107-28, 71 Dayton 104-33, 66 Stetson 101-35, 55 South Alabama 99-44, 52 Alabama State 94-42, 50 Lipscomb 92-42, 46 Fordham 84-34, 46 Alabama State 89-39.

MOST LOSSES IN A SEASON

Table with columns: Losses, Year. Rows include 22 1994-95 (8-22), 22 1996-97 (5-22).

FEWEST LOSSES IN A SEASON

Table with columns: Losses, Year. Row: 3 1973-74 (7-3).

TOP 10 BIGGEST LOSSES

Table with columns: Year, Opponent, Score, Date. Rows include 63 South Carolina 52-115, 62 Duke 30-92, 54 Alabama 33-87, 54 Clemson 26-80, 51 Valdosta State 50-101, 49 Albany State 38-87, 47 Valdosta State 44-91, 46 Delta State 60-106, 46 Tennessee 43-89, 46 Texas 43-89.

LONGEST WINNING STREAK

Table with columns: Games, Year, Opponent, Score. Rows include 12 games - 2004-05, 12 games - 2004-05, 12 games - 2004-05, 12 games - 2004-05, 12 games - 2004-05, 12 games - 2004-05, 12 games - 2004-05, 12 games - 2004-05, 12 games - 2004-05, 12 games - 2004-05.

LONGEST HOME COURT WINNING STREAK

Table with columns: Games, Year. Row: 13 GAMES - 2009-10 to 2010-11.

LONGEST LOSING STREAK

Table with columns: Games, Year. Row: 18 GAMES - 1986-87.

LONGEST HOME COURT LOSING STREAK

Table with columns: Games, Year. Rows include 8 1994-95 (12/26/94-2/11/95), 8 1996-97 (11/8/96-2/23/96).

SEMINOLE 100 POINT GAMES

Table with columns: Year, Opponent, Score, Site, Date. Rows include 1975-76 West Florida 100-16, 1976-77 Dayton 104-33, 1978-79 New Orleans 101-66, 1978-79 Florida 101-94, 1979-80 South Florida 100-88, 1981-82 Stetson 102-92, 1982-83 Nebraska 100-84, 1987-88 Wisconsin 100-67, 1988-89 Central Michigan 100-78, 1988-89 Ga Southern 105-78, 1989-90 Tulane 103-66, 1990-91 Marquette 110-75, 1991-92 Memphis State 106-94, 1991-92 Stetson 114-71, 1991-92 Memphis State 101-77, 1991-92 Tulane 104-66, 1991-92 Florida A&M 100-71, 1991-92 Oral Roberts 104-59, 1998-99 North Carolina 101-112, 1999-00 Loyola 102-70, 2003-04 Savannah State 107-28, 2009-10 Stetson 101-35, 2010-11 Boston College 102-93.

OPPONENT 100 POINT GAMES

Table with columns: Year, Opponent, Score, Site, Date. Rows include 1975-76 Talladega College 55-100, 1976-77 Delta State 60-106, 1977-78 South Carolina 52-115, 1977-78 Florida 63-102, 1978-79 Memphis State 78-101, 1979-80 Southern Miss 65-107, 1981-82 Old Dominion 65-100, 1991-92 Maryland 70-101, 1993-94 North Carolina 61-102, 1998-99 North Carolina 101-112, 2000-01 Duke 80-102.

MOST POINTS IN A GAME

Table with columns: Points, Year, Opponent, Date. Rows include Overall 114, 1990-91 vs. Stetson (114-71) 2/6/91, At Home 114, 1990-91 vs. Stetson (114-71) 2/6/91, Away 106, 1990-91 vs. Memphis State (106-94) 1/19/91, Neutral court 100, 1982-83 vs. Nebraska (100-84) 12/31/82, 1988-89 vs. Central Michigan (100-78) 11/25/88, In losing effort 101, 1998-99 vs. North Carolina (101-112 OT) 12/5/98, By an opponent 115, 1977-78 by S. Carolina (52-115) 12/31/82, Both teams total 213, 1998-99 vs. North Carolina (101-112 OT) 12/5/98.

FEWEST POINTS IN A GAME

Table with columns: Points, Year, Opponent, Date. Rows include Overall 26, 1993-94 vs. Clemson (26-80) 2/7/94, At Home 26, 1995-96 vs. Florida (37-76) 2/26/96, Away 26, 1993-94 vs. Clemson (26-80) 2/7/94, Neutral court 33, 1993-94 vs. Alabama (33-87) 12/31/93, In winning effort 32, 1973-74 vs. Florida (32-31) 12/31/82, By an opponent 16, 1975-76 by W. Florida (100-16) 12/31/82, Both teams total 72, 1973-74 vs. Flagler (31-41) 12/31/82.

TALLEST PLAYER IN HISTORY

Table with columns: Player, Height, Year. Row: Mary Berryhill-Buchanan 6-6, 1986-93 (returned to school after three years in Army).

SHORTEST PLAYER IN HISTORY

Table with columns: Player, Height, Year. Row: Mary Anne Cannon 5-1, 1972-76.

MOST GAMES PLAYED

Table with columns: Rank, Player, Year. Rows include 1. Jacinta Monroe, 2007-10 136, 2. Courtney Ward, 2007-11 134, 3. Ciera Bravard, 2008-12 132, 4. Mara Freshour, 2005-09 131, 5. Alexa Deluzio, 2009-13 131, 6. Glenda Stokes, 1979-83 130, 7. Christian Hunicutt, 2007-11 129, 8. Alysha Harvin, 2007-10 127, 9. Chastity Clayton, 2009-13 127, 10. Chelsea Davis, 2009-13 127, 11. Alicia Gladden, 2003-07 126, 12. LeeVayne Oliver, 1980-84 122, 13. Holly Johnson, 2002-06 122, 14. Shante Williams, 2003-08 121, 15. Tanea Davis-Cain, 2005-09 121, 16. Sue Galkantas, 1980-84 120, 17. Ganiyat Adedunatan, 2002-06 120, 18. Danielle Ryan, 1989-93 117, 19. LaQuinta Neely, 2001-06 116, 20. Tia Paschal, 1989-93 116.





# YEAR-BY-YEAR LEADERS

## YEAR-BY-YEAR TEAM STATISTICS

YEAR	GAMES	FG-A	PCT	3FG-A	PCT	FT-A	PCT	OR-DR-TOT-AVG	AS	ST	BK	TO	PF-DQ	PTS-AVG
2012-13	33	929-2053	.453	122-347	.352	489-688	.711	443-828-1271-38.5	511	327	115	536	467-6	2469-74.8
2011-12	31	774-1715	.451	105-337	.312	433-634	.683	425-836-1261-40.7	398	181	117	628	481-5	2086-67.3
2010-11	32	826-1889	.437	173-473	.366	527-749	.704	471-886-1357-42.4	435	244	93	593	559-9	2352-73.5
2009-10	35	918-2079	.442	212-561	.378	534-744	.718	506-940-1446-41.3	546	296	150	663	608-7	2582-73.8
2008-09	34	833-1974	.422	192-505	.380	528-781	.676	496-865-1361-40.0	463	296	157	617	611-12	2386-70.2
2007-08	33	824-1969	.418	182-510	.357	453-684	.662	446-856-1302-39.5	398	275	135	604	579-5	2283-69.2
2006-07	34	879-2055	.428	116-377	.308	432-657	.658	515-885-1400-41.2	430	292	166	573	538-8	2306-67.8
2005-06	30	792-1877	.422	121-370	.327	434-668	.650	452-735-1187-39.6	400	291	94	471	537-8	2139-71.3
2004-05	32	803-1863	.431	166-516	.322	438-625	.701	421-770-1191-37.2	487	288	97	529	487-3	2210-69.1
2003-04	30	799-1816	.440	95-312	.304	414-636	.651	407-751-1158-38.6	404	266	94	515	563-8	2107-70.2
2002-03	30	722-1787	.404	84-310	.271	424-647	.655	434-782-1216-40.5	342	269	105	269	533-7	1952-65.1
2001-02	28	689-1641	.420	135-416	.325	439-650	.675	367-723-1090-38.9	363	225	62	497	533-12	1952-69.7
2000-01	31	790-1823	.433	123-422	.291	498-711	.700	410-795-1205-38.9	445	273	82	553	601-16	2201-71.0
1999-00	29	769-1763	.436	87-310	.281	395-609	.649	359-622-1111-38.3	420	322	100	627	548-20	2020-69.7
1998-99	27	724-1718	.421	63-258	.244	459-693	.662	337-555-1020-37.8	345	287	100	566	578-25	1970-73.0
1997-98	27	656-1616	.406	91-328	.277	384-606	.634	332-603-1035-38.3	350	258	129	664	509-11	1787-66.2
1996-97	27	632-1654	.382	104-389	.267	245-419	.585	313-502- 945-35.0	297	229	62	522	559-21	1613-59.7
1995-96	28	613-1547	.396	60-195	.308	389-617	.630	338-613-1060-37.9	319	189	77	644	531-14	1675-59.8
1994-95	30	651-1723	.378	102-356	.287	455-698	.652	372-595-1088-36.3	593	234	46	593	647-22	1859-62.0
1993-94	27	538-1409	.382	106-319	.332	393-569	.691	228-452- 775-28.7	258	224	43	467	503-15	1575-58.3
1992-93	27	722-1551	.466	72-217	.332	395-582	.679	287-515- 925-34.3	368	282	41	492	412-8	1911-70.8
1991-92	28	794-1680	.473	32-119	.269	500-713	.701	371-658-1144-40.9	381	263	54	572	511-17	2120-75.7
1990-91	32	1026-1972	.520	57-188	.303	573-826	.694	392-724-1238-38.7	499	364	79	584	477-9	2682-83.8
1989-90	30	895-1918	.467	49-192	.255	462-673	.686	380-680-1186-39.5	392	336	75	561	565-13	2301-76.7
1988-89	27	851-1813	.469	56-129	.434	332-534	.622	365-544- 993-36.8	387	272	43	494	530-9	2090-77.4
1987-88	27	776-1793	.433	N/A	N/A	385-584	.659	1119-41.4	297	243	50	540	545-18	1980-73.3
1986-87	28	724-1892	.380	N/A	N/A	385-667	.580	1280-45.7	268	341	116	644	564-19	1833-65.5
1985-86	28	752-1901	.417	N/A	N/A	345-555	.622	1218-43.6	354	233	92	624	587-28	1849-66.0
1984-85	28	729-1819	.401	N/A	N/A	388-579	.670	1058-37.8	318	268	61	639	625-27	1846-56.9
1983-84	31	825-1771	.466	N/A	N/A	383-549	.698	1080-37.2	472	276	38	670	620-22	2033-70.1
1982-83	30	912-1823	.500	N/A	N/A	489-710	.689	1274-42.5	462	315	64	686	606-13	2313-77.1
1981-82	38	1171-2332	.502	N/A	N/A	541-815	.664	1545-41.7	601	406	50	N/A	782-24	2883-75.9
1980-81	29	881-1835	.480	N/A	N/A	406-618	.657	1313-45.3	402	310	101	N/A	619-27	2168-74.8
1979-80	35	1049-2384	.440	N/A	N/A	484-781	.620	1484-42.4	526	308	67	N/A	641-N/A	2582-73.8

## INDIVIDUAL YEAR-BY-YEAR LEADERS

### POINTS

YEAR	NAME	GAMES	POINTS	AVG
2013	L. Rodriguez	33	491	14.9
2012	C. Bravard	31	441	14.2
2011	C. Bravard	32	480	15.0
2010	J. Monroe	35	461	13.2
2009	J. Monroe	34	444	13.1
2008	M. Freshour	33	420	12.7
2007	A. Gladden	34	458	13.5
2006	A. Gladden	30	392	13.1
2005	R. Hodges	32	615	19.2
2004	T. Allen	30	407	13.6
2003	T. Allen	30	453	15.1
2002	T. Allen	28	369	13.2
2001	A. Traylor	31	467	15.1
2000	L. Coleman	29	467	16.1
1999	B. Wyckoff	27	370	13.7
1998	L. Coleman	25	443	17.7
1997	L. Coleman	27	310	11.5
1996	C. Williams	28	443	15.8
1995	A. Peercy	30	388	12.9
1994	C. Derlak	27	464	17.1
1993	T. Paschal	27	524	19.4
1992	T. Paschal	29	440	15.2
1991	W. Burns	28	490	17.5
1990	W. Burns	29	515	17.8
1989	B. Burnette	23	365	15.9
1988	B. Burnette	25	533	21.3
1987	V. Harris	26	358	13.8
1986	S. Hall	28	298	10.6
1985	L. Rimson	24	391	16.3
1984	S. Galkantas	28	495	17.6
1983	S. Galkantas	29	491	16.9
1982	S. Galkantas	34	710	20.9
1981	S. Galkantas	29	627	21.6
1980	C. Rivers	31	514	16.5
1979	C. Rivers	36	464	12.8
1978	J. Arnold	23	410	17.8
1977	C. Rivers	24	336	14.0
1976	C. Brokas	29	389	13.4
1974	M. Graham	18	153	8.5

### FIELD GOAL PERCENTAGE (MINIMUM 100 ATTEMPTS)

YEAR	NAME	GAMES	FG/FGA	PCT
2013	C. Davis	32	151/292	.517
2012	C. Bravard	31	154/282	.546
2011	C. Bravard	32	162/297	.545
2010	A. Gray	35	62/121	.512
2009	C. Bravard	34	115/199	.578
2008	J. Monroe	33	135/228	.592
2007	J. Monroe	34	111/206	.539
2006	B. Miller	30	148/283	.523
2005	A. Gladden	32	152/291	.522
2004	R. Pierce	29	68/122	.557
2003	T. Moore	30	92/170	.541
2002	L. Bradley	27	53/108	.491
2001	L. Torres	31	120/222	.541
2000	L. Coleman	29	180/352	.511
1999	T. Gracey	27	109/193	.565
1998	B. Wyckoff	27	96/204	.471
1997	L. Moorefield	27	124-259	.479
1996	C. Williams	28	127/243	.460

YEAR	NAME	POINTS	AVG	
1995	C. Williams	30	87/189	.460
1994	K. Walker	27	47/121	.388
1993	T. Paschal	27	219/418	.524
1992	C. Dishman	28	146/251	.582
1991	C. Dishman	31	191/291	.656
1990	T. Walker	28	74/125	.592
1989	A. Harvis	27	77/139	.554
1988	A. Harvis	25	82/142	.577
1987	V. Harris	26	107/249	.440
1986	V. Bournight	25	81/167	.485
1985	C. Slater	28	152/316	.481
1984	L. Oliver	31	140/262	.534
1983	G. Stokes	29	103/171	.602
1982	L. Foglio	26	190/319	.595
1981	L. Lasseler	28	154/296	.520
1980	L. Lasseler	21	16/290	.560
1979	L. Lasseler	22	173/348	.497
1974	M. Graham	18	86/208	.410

### FIELD GOALS MADE

YEAR	NAME	NUMBER
2013	L. Rodriguez	176
2012	C. Bravard/N. Howard	154
2011	C. Bravard	162
2010	J. Monroe	176
2009	J. Monroe	168
2008	T. Davis-Cain/J. Monroe	135
2007	B. Miller	184
2006	A. Gladden	157
2005	R. Hodges	236
2004	T. Allen	145
2003	T. Allen	166
2002	T. Allen	134
2001	B. Wyckoff/A. Traylor	161
2000	L. Coleman	180
1999	B. Wyckoff	136
1998	L. Coleman	164
1997	L. Coleman	130
1996	C. Williams	127
1995	A. Peercy	128
1994	C. Derlak	150
1993	T. Paschal	219
1992	T. Paschal	176
1991	W. Burns	203
1990	W. Burns	186
1989	C. Davis	151
1988	C. Burnett	201
1987	V. Harris	161
1986	B. Burnett	141
1985	L. Rimson/C. Slater	152
1984	S. Galkantas	192
1983	S. Galkantas/L. Foglio	184
1982	S. Galkantas	282
1981	S. Galkantas	261
1980	C. Rivers	216

### FIELD GOAL ATTEMPTS

YEAR	NAME	ATTEMPTS
2013	L. Rodriguez	390
2012	A. Deluzio	329
2011	C. Bravard/C. Ward	297
2010	A. Harvin	354
2009	T. Davis-Cain	421
2008	M. Freshour	340
2007	A. Gladden	391
2006	G. Adeduntan	349
2005	R. Hodges	504
2004	T. Allen	395
2003	T. Allen	467
2002	A. Traylor	304
2001	A. Traylor	396
2000	L. Coleman	352
1999	J. Robinson	327
1998	L. Coleman	356
1997	J. Robinson	331
1996	C. Williams	243
1995	A. Peercy	319
1994	C. Derlak	388
1993	T. Paschal	418
1992	T. Paschal	349
1991	W. Burns	435
1990	W. Burns	404
1989	B. Burnett	311
1988	B. Burnett	459
1987	V. Harris	374
1986	B. Burnett	299
1985	L. Rimson	334
1984	L. Rimson	376
1983	L. Foglio	357
1982	S. Galkantas	536
1981	S. Galkantas	520
1980	C. Rivers	476

### FREE THROW PERCENTAGE (MINIMUM 50 ATTEMPTS)

YEAR	NAME	GAMES	FT/FTA	PCT
2013	L. Rodriguez	33	93/118	.788
2012	A. Deluzio	31	78/93	.839
2011	C. Ward	32	73/90	.811
2010	A. Deluzio	34	43/53	.811
2009	M. Freshour	3		



# YEAR-BY-YEAR LEADERS

YEAR	NAME	GAMES	POINTS
1990	W. Burns	29	115/139
1989	A. Harvis	27	47/67
1988	B. Burnette	25	131/169
1987	S. Kaminski	26	35/82
1986	S. Kaminski	17	38/51
1985	S. Kaminski	24	51/63
1984	S. Galkantas	28	111/144
1983	L. Foglio	29	77/94
1982	L. Foglio	26	59/80
1981	L. Foglio	27	65/81
1980	L. McDonald	28	103/150
1979	R. Harper	27	39/56
1978	L. DeJong	29	67/91
1977	N/A	-	-
1974	M. Graham	18	62/94

**FREE THROWS MADE**

YEAR	NAME	NUMBER
2013	C. Davis	106
2012	C. Bravard	133
2011	C. Bravard	156
2010	J. Monroe	108
2009	J. Monroe	108
2008	M. Freshour/S. Williams	90
2007	A. Gladden	98
2006	H. Johnson	90
2005	R. Hodges	101
2004	S. Williams	82
2003	T. Allen	79
2002	S. Whiting	82
2001	A. Traylor	106
2000	L. Coleman	106
1999	B. Wyckoff	93
1998	L. Coleman	112
1997	L. Moorefield	47
1996	C. Williams	189
1995	C. Williams	153
1994	C. Derlak	122
1993	C. Derlak	90
1992	C. Dishman	104
1991	W. Burns	125
1990	W. Burns	115
1989	B. Burnett	87
1988	B. Burnett	131
1987	B. Clette	65
1986	B. Burnett	81
1985	L. Rimson	87
1984	S. Galkantas	111
1983	S. Galkantas	123
1982	S. Galkantas	146
1981	S. Galkantas	105
1980	L. McDonald	103

**FREE THROW ATTEMPTS**

YEAR	NAME	ATTEMPTS
2013	N. Howard	170
2012	C. Bravard	188
2011	C. Bravard	198
2010	J. Monroe	146
2009	J. Monroe	157
2008	S. Williams	132
2007	A. Gladden	137
2006	H. Johnson	119
2005	R. Hodges	159
2004	S. Williams	144
2003	T. Allen	106
2002	A. Traylor	124
2001	A. Traylor	151
2000	L. Coleman	151
1999	A. Traylor	153
1998	L. Coleman	163
1997	L. Coleman	77
1996	C. Williams	244
1995	C. Williams	216
1994	C. Derlak	164
1993	C. Derlak	147
1992	C. Dishman	145
1991	C. Dishman	173
1990	W. Burns	139
1989	B. Burnett	139
1988	B. Burnett	133
1987	B. Clette	130
1986	B. Burnett	115
1985	L. Rimson	127
1984	S. Galkantas	144
1983	S. Galkantas	154
1982	S. Galkantas	214
1981	S. Galkantas	139
1980	L. McDonald	150

**STEALS**

YEAR	NAME	GAMES	STEALS
2013	L. Rodriguez	33	67
2012	N. Howard	31	46
2011	C. Ward	32	63
2010	C. Ward	35	68
2009	A. Gray	34	51
2008	S. Williams	33	54
2007	A. Gladden	34	73
2006	A. Gladden	30	62
2005	A. Gladden	32	101
2004	S. Williams	30	65
2003	A. Sulton	28	53
2002	A. Traylor/S. Whiting	28	41
2001	A. Traylor	31	75
2000	A. Sulton	29	68
1999	B. Wyckoff	27	56
1998	B. Wyckoff	27	52
1997	W. Hampton	27	58
1996	A. Penn	28	48
1995	A. Peercy	30	51
1994	C. Derlak	27	40

YEAR	NAME	GAMES	POINTS
1993	T. Paschal	27	96
1992	T. Paschal	28	59
1991	T. Paschal	32	75
1990	W. Burns	29	77
1989	C. Davis	27	56
1988	C. Davis	21	41
1987	B. Clette	24	91
1986	S. Kaminski	17	32
1985	C. Slater	28	42
1984	S. Kaminski	31	55
1983	B. Clette	29	77
1982	G. Stokes	36	65
1981	G. Stokes	36	65
1980	G. Stokes	35	54

**REBOUNDING**

YEAR	NAME	GAMES	REBOUNDS	AVG
2013	N. Howard	33	248	7.5
2012	N. Howard	31	282	9.1
2011	C. Bravard	32	250	7.8
2010	J. Monroe	35	255	7.3
2009	J. Monroe	34	251	7.4
2008	J. Monroe	33	203	6.2
2007	B. Miller	34	207	6.1
2006	A. Gladden	30	193	6.4
2005	G. Adeduntan	32	242	7.6
2004	G. Choice	20	110	5.5
2003	K. Vujas	30	193	6.4
2002	T. Allen	28	160	5.7
2001	L. Torres	31	310	10.0
2000	B. Wyckoff	24	170	7.1
1999	B. Wyckoff	27	214	7.9
1998	B. Wyckoff	27	268	8.0
1997	L. Coleman	27	164	6.1
1996	C. Williams	28	234	8.4
1995	C. Williams	30	224	7.5
1994	K. Cobbens	26	156	6.0
1993	T. Paschal	27	200	7.4
1992	C. Dishman	28	246	8.8
1991	C. Dishman	29	228	7.9
1990	C. Dishman	29	203	7.0
1989	D. Collins	26	145	5.6
1988	S. Hall	27	173	6.4
1987	B. Clette	24	302	12.6
1986	S. Hall	28	233	8.3
1985	S. Hall	31	189	6.1
1984	L. Rimson	31	269	8.7
1983	B. Clette	29	269	9.3
1982	S. Galkantas	34	296	8.7
1981	S. Galkantas	29	269	9.3
1980	G. Stokes	35	294	8.4
1979	L. Lasseter	22	222	10.0
1978	C. Rivers	22	226	10.3
1977	C. Rivers	24	336	14.0
1976	P. Harstvedt	29	247	8.5

**ASSISTS**

YEAR	NAME	GAMES	ASSISTS
2013	Y. Delgado	33	148
2012	L. Rodriguez	31	84
2011	C. Ward	32	132
2010	C. Ward	35	198
2009	C. Ward	34	173
2008	S. Williams	33	125
2007	S. Williams	31	116
2006	H. Johnson	30	106
2005	H. Johnson	32	127
2004	S. Williams	30	154
2003	L. Neely	28	83
2002	A. Traylor	28	79
2001	A. Traylor	31	177
2000	A. Traylor	27	145
1999	J. Robinson	27	104
1998	J. Robinson	26	96
1997	J. Robinson	27	110
1996	J. Robinson	28	78
1995	A. Peercy	30	123
1994	A. Peercy	27	100
1993	A. Peercy	26	129
1992	D. Ryan	28	94
1991	W. Burns	31	136
1990	R. Corn	30	119
1989	W. Burns	27	92
1988	R. Corn	27	75
1987	S. Kaminski	25	87
1986	J. Platnik	27	80
1985	C. Slater	28	74
1984	S. Kaminski	31	155
1983	L. Foglio	29	96
1982	L. Marlie	36	135
1981	L. Foglio	27	98
1980	R. Harper	35	125
1979	T. Tinsley	27	102
1977	S. Silsby	23	184

**3-POINT PERCENTAGE**

YEAR	NAME	GAMES	PCT
2013	A. Deluzio	33	365
2012	L. Rodriguez	31	381
2011	C. Ward	32	404
2010	A. Deluzio	35	404
2009	C. Ward	34	500
2008	M. Freshour	33	429
2007	M. Freshour	34	346
2006	M. Freshour	30	429
2005	G. Adeduntan	32	375
2004	L. Liljestrand	17	448
2003	L. Liljestrand	27	333
2002	T. Allen	28	400
2001	B. Wyckoff	31	330
2000	M. Beal	27	318
1999	J. Robinson	27	267

YEAR	NAME	GAMES	POINTS
1998	W. Hampton	27	339
1997	W. Hampton	27	313
1996	A. Penn	28	474
1995	W. Hampton	30	326
1994	A. Arnold	25	394
1993	D. Ryan	27	422
1992	C. Derlak	27	286
1991	W. Burns	31	333
1990	W. Burns	29	280
1989	R. Storey	27	475

**3-POINTERS MADE**

YEAR	NAME	GAMES	MADE
2013	A. Deluzio	33	54
2012	A. Deluzio	31	47
2011	C. Ward	32	78
2010	C. Ward	35	64
2009	A. Harvin	35	67
2008	T. Davis-Cain	34	77
2007	T. Davis-Cain	33	52
2006	H. Johnson	30	44
2005	L. Liljestrand	32	54
2004	T. Allen	30	44
2003	T. Allen	30	42
2002	S. Whiting	28	34
2001	A. Traylor	31	39
2000	M. Beal	27	27
1999	J. Robinson	27	31
1998	W. Hampton	27	40
1997	W. Hampton	27	51
1996	W. Hampton	28	28
1995	T. Rickman	26	31
1994	C. Derlak	27	47
1993	C. Derlak	27	23
1992	C. Derlak	27	10
1991	W. Burns	31	41
1990	W. Burns	29	28
1989	R. Storey	27	47

**3-POINT ATTEMPTS**

YEAR	NAME	GAMES	ATTEMPTS
2013	A. Deluzio	33	148
2012	A. Deluzio	31	134
2011	C. Ward	32	193
2010	A. Harvin	35	177
2009	T. Davis-Cain	34	208
2008	M. Freshour	33	154
2007	T. Davis-Cain	33	181
2006	H. Johnson	30	124
2005	L. Liljestrand	32	153
2004	T. Allen	30	139
2003	T. Allen	30	155
2002	A. Traylor/S. Whiting	28	109
2001	A. Traylor	31	132
2000	A. Traylor	28	88
1999	J. Robinson	27	116
1998	W. Hampton	27	118
1997	W. Hampton	27	163
1996	W. Hampton	28	75
1995	T. Rickman	26	117
1994	C. Derlak	27	138
1993	C. Derlak	27	66
1992	A. Peercy	28	37
1991	W. Burns	31	123
1990	W. Burns	29	100
1989	R. Storey	27	99

**BLOCKED SHOTS**

YEAR	NAME	GAMES	BLOCKS
2013	N. Howard	33	49
2012	N. Howard	31	39
2011	C. Bravard	32	27
2010	J. Monroe	35	76
2009	J. Monroe	34	84
2008	J. Monroe	33	78
2007	J. Monroe	34	63
2006	B. Miller	30	39
2005	R. Hodges	32	25
2004	L. Bradley	30	29
2003	G. Choice	28	23
2002	L. Bradley	27	14
2001	B. Wyckoff	31	31
2000	B. Wyckoff	24	34
1999	B. Wyckoff	27	64
1998	B. Wyckoff	27	80
1997	L. Moorefield	27	24
1996	K. White	28	26
1995	L. Moorefield	29	13
1994	K. Walker	27	13
1993	T. Paschal	27	13
1991	C. Dishman	22	28
1991	C. Davis	27	32
1990	C. Davis	27	30
1989	M. Lardie	27	17
1988	S. Hall	27	24
1987	M. Buchanan	27	34
1986	S. Hall	28	32
1985	S. Hall	27	30
1984	S. Galkantas	28	12
1983	B. Clette	29	32
1982	G. Stokes	37	16
1981	L. Lasseter	28	48
1980	L. Lasseter	21	28



# COACHING RECORDS



**MILLIE USHER**  
1974-76



**DIANNE MURPHY**  
1976-79



**JAN DYKEHOUSE-ALLEN**  
1979-86



**MARYNELL MEADORS**  
1986-96



**CHRIS GOBRECHT**  
1996-97



**SUE SEMRAU**  
1997-Present

## FLORIDA STATE HEAD COACHES

COACH	YEARS	WINS	LOSSES	PCT
Sue Semrau	1997-pres	295 <sup>^</sup>	201	.595
Chris Gobrecht	1996-97	5	22	.185
Marynell Meadors	1986-96	132	152	.465
Jan Dykehouse-Allen	1979-86	111	108	.507
Dianne Murphy	1976-79	37	35	.514
Millie Usher	1974-76	27	28	.491
Joel Thirer	1973-74	9	6	.600
Eddie Cubbon	1972-73	11	5	.688
<b>TOTALS</b>	<b>1972-PRES</b>	<b>627<sup>^</sup></b>	<b>557</b>	<b>.530</b>

<sup>^</sup>Win total includes 22 victories vacated by the NCAA from the 2006-07 & 2007-08 seasons.



Coach Jan Dykehouse-Allen



Coach Marynell Meadors

## YEAR-BY-YEAR RECORD

COACH	YEARS	WINS	LOSSES	PCT
1970-71	Barbara Hollingsworth (GA)			
1971-72	Linda Warren (GA)			
1972-73	Eddie Cubbon (Faculty)	11	5	.688
1973-74	Joel Thirer (GA)	9	6	.600
1974-75	Millie Usher (GA)	15	16	.469
1975-76	Millie Usher	12	12	.500
1976-77	Dianne Murphy	11	12	.478
1977-78	Dianne Murphy	8	9	.470
1978-79	Dianne Murphy	18	14	.563
1979-80	Janice Dykehouse	13	22	.371
1980-81	Janice Dykehouse	14	15	.483
1981-82	Janice Dykehouse	28	10	.737
1982-83	Janice Dykehouse	24	6	.800
1983-84	Janice Dykehouse	13	18	.419
1984-85	Janice Dykehouse-Allen	7	21	.250
1985-86	Janice Dykehouse-Allen	12	16	.429
1986-87	Marynell Meadors	9	19	.321
1987-88	Marynell Meadors	9	18	.333
1988-89	Marynell Meadors	16	11	.593
1989-90	Marynell Meadors	21	9	.700
1990-91	Marynell Meadors	25	7	.781
1991-92	Marynell Meadors	17	11	.607
1992-93	Marynell Meadors	13	14	.482
1993-94	Marynell Meadors	6	21	.222
1994-95	Marynell Meadors	8	22	.267
1995-96	Marynell Meadors	8	20	.286
1996-97	Chris Gobrecht	5	22	.185
1997-98	Sue Semrau	9	18	.333
1998-99	Sue Semrau	7	20	.259
1999-00	Sue Semrau	12	17	.414
2000-01	Sue Semrau	19	12	.613
2001-02	Sue Semrau	13	15	.464
2002-03	Sue Semrau	17	13	.567
2003-04	Sue Semrau	15	15	.500
2004-05	Sue Semrau	24	8	.750
2005-06	Sue Semrau	20	10	.667
2006-07	Sue Semrau	24	10	.706
2007-08	Sue Semrau	19	14	.576
2008-09	Sue Semrau	26	8	.765
2009-10	Sue Semrau	29	6	.824
2010-11	Sue Semrau	24	8	.750
2011-12	Sue Semrau	14	17	.452
2012-13	Sue Semrau	23	10	.697
<b>42-Year Totals</b>		<b>627<sup>^</sup></b>	<b>557</b>	<b>.530</b>



# COACHING RECORDS



Sue Semrau analyzes a game during the 2012-13 season with associate head coach Lance White and assistant coaches Brooke Wyckoff and Ronald Hughey.



Dianne Murphy

### WHERE ARE THEY NOW?

Dianne Murphy - Athletic Director at Columbia Univ.  
Anucha Browne - NCAA Vice President of women's basketball championship  
Brooke Wyckoff - Current FSU Assistant Coach  
Former WNBA veteran



Millie Usher



Marynell Meadors

## ALL-TIME ASSISTANT COACHES AND GRADUATE ASSISTANTS

Allen, Wayne	1984-87
Brown, Julie*	1988-90, 2006-07
Browne, Anucha*	1985-86
Blanton, Ke'Sha*	2010-12
Close, Cori	2004-2011
Cooney, Margaret*	1980-81
Davies, Leslie	1997-00
Gaw, Wrenetta*	1986-88
Gernatt, Theresa	1996-04
Givens, Jamey*	2009-2011
Glover, Freda	1987-93
Harris, Raphael*	2007-09
Hartmann, Terri*	1984-85
Haynes, Rene*	2011-12
Heintz, Roy	2000-02
<b>Hughey, Ron</b>	<b>2012-Present</b>
Hunter, Shun*	2003-05
Johnson, Angie	1997-12
Jordan, Kelly	1984-86
Karlon, Michelle*	2000-02
<b>King, Latara*</b>	<b>2013-Present</b>
Kraemer, Karen*	1991-93
Lang, Erika	1996-97
Lassiter, Brooke*	2002-03
Lent, Michele*	1983-84
Markey, Robyn	1986-92
McNelis, Dennis	1980-83
Narbut, Buz	1983-84
Owen, Heidi*	1981-83
Panek, Sue	1993-96
Parker, Melissa*	2000-02
<b>Petersen, Josh*</b>	<b>2012-Present</b>
Polk, Jonelle	1994-96
Ramaker, Rob*	2005-06
Reitz, Joanna*	2007-2010
Rivers, Cherry	1981-84
Roulier, Jenny*	2004-07
Sam, Autumn*	2002-04
Schmidt, Mark	1992-96
Sheffield, Ed*	1990-92
Sowada, Karen	1996-97
Stoehr, Scott	2002-03
<b>White, Lance</b>	<b>2003-Present</b>
Wiggins, Matt*	2003-04
<b>Wyckoff, Brooke</b>	<b>2011-Present</b>

\*Denotes Graduate Assistants



# SERIES RECORDS

<b>AHRON: 2-0</b>			
HOME	AWAY	NEUTRAL	
0-0	2-0	0-0	
2002-03	W	74-46	(A)
2011-12	W	90-64	(A)

<b>ALABAMA: 5-5</b>			
HOME	AWAY	NEUTRAL	
1-2	2-1	2-1	
1979-80	L	61-88	(N)
1980-81	W	77-76	(N)
1982-83	W	73-64	(A)
	L	61-64	(H)
1987-88	L	64-70	(H)
1988-89	L	68-70	(A)
1989-90	W	81-76	(A)
1990-91	W	88-65	(H)
1993-94	L	33-87	(N)
2010-11	W	68-61	(N)

<b>ALABAMA A&amp;M: 1-0</b>			
HOME	AWAY	NEUTRAL	
1-0	0-0	0-0	
2011-12	W	86-41	(H)

<b>ALABAMA STATE: 3-2</b>			
HOME	AWAY	NEUTRAL	
3-0	0-0	0-2	
1976-77	L	73-80	(N)
1978-79	L	73-95	(N)
2002-03	W	89-61	(H)
2007-08	W	94-42	(H)
2010-11	W	89-39	(H)

<b>ALASKA: 1-0</b>			
HOME	AWAY	NEUTRAL	
0-0	0-0	1-0	
1983-84	W	77-63	(N)

<b>ALBANY STATE: 4-7</b>			
HOME	AWAY	NEUTRAL	
3-4	1-3	0-0	
1974-75	W	62-55	(H)
	L	43-61	(A)
1975-76	L	50-71	(H)
	L	44-73	(A)
1976-77	L	38-87	(A)
	L	73-80	(H)
1977-78	L	86-94	(H)
1982-83	W	94-52	(H)
1984-85	W	66-60	(H)
1985-86	W	72-69	(A)
1986-87	L	71-72	(OT) (H)

<b>ALCORN STATE: 1-0</b>			
HOME	AWAY	NEUTRAL	
1-0	0-0	1-0	
2009-10	W	78-50	(H)

<b>APPALACHIAN STATE: 2-1</b>			
HOME	AWAY	NEUTRAL	
2-0	0-0	1-0	
1978-79	L	83-89	(N)
1989-90	W	77-62	(H)
1990-91	W	96-57	(H)

<b>ARIZONA STATE: 1-2</b>			
HOME	AWAY	NEUTRAL	
0-0	0-0	1-2	
1983-84	L	70-85	(N)
2008-09	L	58-63	(N)
2010-11	W	65-55	(N)

<b>ARKANSAS: 0-1</b>			
HOME	AWAY	NEUTRAL	
0-0	0-0	0-1	
2011-12	L	52-55	(N)

<b>ARMY: 1-0</b>			
HOME	AWAY	NEUTRAL	
0-0	0-0	1-0	
1982-83	W	69-60	(N)

<b>AUBURN: 3-9</b>			
HOME	AWAY	NEUTRAL	
1-3	1-5	1-1	
1973-74	W	53-52	(N)
1974-75	L	51-64	(N)
1982-83	L	43-73	(A)
1983-84	L	53-72	(H)
1984-85	L	58-76	(A)
1989-90	L	63-80	(A)
1990-91	L	64-79	(H)
1999-00	L	52-55	(H)
2001-02	L	59-71	(A)

2002-03	L	57-68	(A)
2009-10	W	82-67	(H)
2010-11	W	67-61	(A)

<b>AUSTIN PEAY: 1-0</b>			
HOME	AWAY	NEUTRAL	
1-0	0-0	0-0	
2001-02	W	89-65	(H)

<b>BARRY: 1-0</b>			
HOME	AWAY	NEUTRAL	
0-0	0-0	1-0	
1973-74	W	50-33	(N)

<b>BAYLOR: 0-1</b>			
HOME	AWAY	NEUTRAL	
0-0	0-0	0-1	
2012-13	L	47-85	(N)

<b>BOSTON COLLEGE: 10-1</b>			
HOME	AWAY	NEUTRAL	
4-0	5-0	1-1	
ACC GAMES: 10-1			
HOME	AWAY	TOURNAMENT	
4-0	5-0	1-1	
2005-06	W	71-60	(H)
2006-07	W	72-53	(A)
2007-08	W	71-65	(H)
2008-09	W	64-53	(A)
	W	83-71	(N)
2009-10	W	85-64	(H)
	L	60-67	(N)
2010-11	W	102-93	(A)
2011-12	W	68-59	(A)
2012-13	W	76-70	(H)
	W	67-57	(A)

<b>BRIGHTON YOUNG: 1-1</b>			
HOME	AWAY	NEUTRAL	
0-0	0-0	1-1	
1981-82	W	75-71	(N)
1983-84	L	61-76	(N)

<b>BUTLER: 0-1</b>			
HOME	AWAY	NEUTRAL	
0-1	0-0	0-0	
1991-92	L	68-71	(H)

<b>BUCK GREEN: 1-0</b>			
HOME	AWAY	NEUTRAL	
1-0	0-0	0-0	
1972-73	W	62-35	(H)

<b>CALIFORNIA: 0-1</b>			
HOME	AWAY	NEUTRAL	
0-0	0-0	0-1	
1992-93	L	50-69	(N)

<b>CAL STATE-FULLERTON: 1-0</b>			
HOME	AWAY	NEUTRAL	
0-0	1-0	0-0	
1998-99	W	84-73	(A)

<b>CENTRAL MICHIGAN: 1-0</b>			
HOME	AWAY	NEUTRAL	
0-0	0-0	1-0	
1988-89	W	100-78	(N)

<b>CENTRAL MISSOURI: 0-1</b>			
HOME	AWAY	NEUTRAL	
0-0	0-0	0-1	
1980-81	L	60-69	(N)

<b>CHARLESTON SOUTHERN: 1-0</b>			
HOME	AWAY	NEUTRAL	
1-0	0-0	0-0	
1997-98	W	72-51	(H)

<b>CHARLOTTE: 3-1</b>			
HOME	AWAY	NEUTRAL	
1-1	1-0	1-0	
1989-90	L	50-63	(H)
2004-05	W	83-72	(N)
2011-12	W	64-62	(H)
2012-13	W	70-54	(A)

<b>CHICAGO STATE: 2-0</b>			
HOME	AWAY	NEUTRAL	
1-0	1-0	0-0	
1999-00	W	73-49	(A)
2000-01	W	85-45	(H)

<b>CINCINNATI: 12-8</b>			
HOME	AWAY	NEUTRAL	
5-3	4-3	3-2	
1978-79	W	61-57	(N)

1980-81	L	65-91	(A)
1982-83	W	84-61	(N)
1983-84	W	83-72	(H)
1984-85	L	73-83	(A)
1985-86	W	75-72	(H)
	L	45-77	(N)
1986-87	L	53-55	(H)
	W	70-50	(A)
1987-88	L	59-70	(H)
	W	66-58	(A)
	L	76-78	(H)
1988-89	L	45-66	(A)
	W	62-57	(H)
	L	47-57	(N)
1989-90	W	61-44	(H)
	W	57-44	(A)
1990-91	W	90-61	(H)
	W	67-49	(A)
	W	89-51	(N)

<b>CLEMSON: 21-24</b>			
HOME	AWAY	NEUTRAL	
11-11	10-11	0-2	
ACC GAMES: 21-23			
HOME	AWAY	TOURNAMENT	
11-11	10-11	0-1	

1980-81	L	59-78	(N)
1991-92	L	73-80	(A)
	W	79-66	(H)
1992-93	L	69-84	(H)
	L	63-70	(A)
1993-94	L	26-80	(A)
	L	60-75	(H)
1994-95	L	68-72	(A)
	L	64-67	(H)
1995-96	L	74-87	(H)
	L	53-70	(A)
1996-97	L	63-74	(A)
	L	47-71	(H)
1997-98	L	84-87	(H)
	L	55-85	(A)
	L	68-85	(N)
1998-99	L	55-77	(A)
	L	67-71	(H)
1999-00	L	61-73	(H)
	L	58-75	(A)
2000-01	L	66-79	(A)
	L	49-63	(H)
2001-02	L	70-74	(A)
	L	43-56	(H)
2002-03	W	59-57	(A)
	W	68-59	(H)
2003-04	W	68-61	(A)
	W	65-50	(H)
2004-05	W	68-57	(A)
	W	82-61	(H)
2005-06	W	80-66	(H)
	W	80-72	(OT) (A)
2006-07	W	61-60	(A)
	W	73-57	(H)
2007-08	W	63-39	(A)
	L	70-72	(H)
2008-09	W	80-54	(H)
	W	75-58	(A)
2009-10	W	80-50	(A)
	W	67-50	(H)
2010-11	W	83-73	(A)
	W	67-50	(H)
2011-12	W	59-47	(H)
	W	74-52	(A)
2012-13	W	83-61	(H)

<b>COLGATE: 1-0</b>			
HOME	AWAY	NEUTRAL	
1-0	0-0	0-0	
2004-05	W	64-43	(H)

<b>COLL. OF CHARLESTON: 1-1</b>			
HOME	AWAY	NEUTRAL	
1-0	0-0	0-1	
1975-76	L	61-93	(N)
2008-09	W	70-61	(H)

<b>COLORADO: 1-0</b>			
HOME	AWAY	NEUTRAL	
1-0	0-0	0-0	
1984-85	W	70-61	(H)

<b>COLORADO STATE: 2-0</b>			
HOME	AWAY	NEUTRAL	
1-0	0-0	1-0	
1985-86	W	68-73	(N)
2010-11	W	63-52	(H)

<b>CONNECTICUT: 0-7</b>			
HOME	AWAY	NEUTRAL	

<b>0-2</b>		<b>0-3</b>		<b>0-2</b>	
HOME	AWAY	NEUTRAL		HOME	AWAY
2002-03	L	55-74		(H)	
2003-04	L	53-81		(A)	
2004-05	L	52-70		(A)	
2008-09	L	71-83		(N)	
2009-10	L	59-78		(H)	



# SERIES RECORDS

## **EAST CAROLINA: 1-2**

HOME	AWAY	NEUTRAL
<b>0-1</b>	<b>1-1</b>	<b>0-0</b>
1979-80	L	61-69 (A)
1980-81	L	67-78 (H)
2006-07	W	62-44 (A)

## **EAST CENTRAL COLLEGE: 1-0**

HOME	AWAY	NEUTRAL
<b>0-0</b>	<b>0-0</b>	<b>1-0</b>
1972-73	W	45-44 (N)

## **EASTERN KENTUCKY: 3-0**

HOME	AWAY	NEUTRAL
<b>2-0</b>	<b>0-0</b>	<b>1-0</b>
1991-92	W	72-65 (H)
2004-05	W	70-53 (H)
2012-13	W	90-51 (N)

## **EAST TENNESSEE STATE: 1-0**

HOME	AWAY	NEUTRAL
<b>1-0</b>	<b>0-0</b>	<b>0-0</b>
2001-02	W	99-66 (H)

## **FAIRFIELD: 1-1**

HOME	AWAY	NEUTRAL
<b>0-0</b>	<b>0-0</b>	<b>1-1</b>
1984-85	L	64-71 (N)
2006-07	W	69-54 (N)

## **FAIRLEIGH-DICINSON: 1-0**

HOME	AWAY	NEUTRAL
<b>0-0</b>	<b>0-0</b>	<b>1-0</b>
2003-04	W	88-77 (N)

## **FLAGLER: 5-4**

HOME	AWAY	NEUTRAL
<b>1-1</b>	<b>1-1</b>	<b>3-2</b>
1972-73	W	48-47 (A)
	W	46-39 (N)
1973-74	L	31-41 (H)
	W	76-49 (H)
	W	52-36 (N)
1974-75	L	51-60 (A)
	L	52-59 (N)
	W	59-55 (N)
	L	45-53 (N)

## **FLORIDA: 31-42**

HOME	AWAY	NEUTRAL
<b>16-15</b>	<b>8-20</b>	<b>7-7</b>
1973-74	L	39-44 (A)
	W	48-45 (H)
	W	54-35 (N)
	W	32-31 (N)
1974-75	L	44-67 (H)
	W	53-47 (H)
	L	41-49 (A)
	W	44-28 (N)
1975-76	W	65-59 (H)
	L	45-64 (A)
	L	45-68 (N)
	L	39-65 (N)
1976-77	L	54-80 (A)
	L	65-67 (H)
	L	67-72 (N)
	L	60-72 (N)
1977-78	W	93-66 (H)
	L	63-102 (A)
	W	100-80 (N)
1978-79	W	88-79 (H)
	W	91-72 (A)
	W	89-85 (N)
	W	101-94 (N)
1979-80	W	92-77 (A)
	W	88-84 (H)
	L	67-78 (N)
	W	84-76 (N)
	L	71-84 (N)
1980-81	W	90-48 (H)
	L	81-83 (N)
1981-82	L	60-63 (H)
	W	86-79 (A)
1982-83	W	68-63 (A)
	W	89-67 (H)
1983-84	W	74-70 (H)
	L	57-65 (A)
1984-85	L	43-64 (A)
	L	58-79 (H)
1985-86	L	68-77 (H)
	L	76-81 (A)
1986-87	L	65-69 (H)
	L	59-70 (H)
1987-88	W	71-55 (H)
1988-89	L	60-63 (A)

1989-90	W	63-62 (H)
1990-91	W	79-78 (A)
1991-92	W	90-78 (OT) (H)
1992-93	L	78-81 (A)
1993-94	L	54-73 (H)
1994-95	L	80-91 (H)
	L	62-81 (A)
1995-96	L	56-74 (N)
	L	37-76 (H)
1996-97	L	48-75 (N)
	L	59-77 (A)
1997-98	L	64-73 (A)
	L	57-69 (H)
1998-99	L	89-106 (A)
1999-00	L	74-82 (N)
2000-01	L	65-79 (A)
2001-02	L	74-78 (OT) (H)
2002-03	L	69-80 (A)
2003-04	L	60-74 (H)
2004-05	W	72-62 (A)
2005-06	W	82-62 (A)
	L	62-72 (A)
2006-07	W	88-66 (H)
2007-08	W	81-78 (A)
2008-09	L	57-72 (H)
2009-10	W	66-62 (A)
2010-11	W	74-72 (H)
2011-12	L	58-72 (A)
2012-13	W	98-67 (H)

## **FLORIDA ATLANTIC: 7-2**

HOME	AWAY	NEUTRAL
<b>5-0</b>	<b>2-2</b>	<b>0-0</b>
1986-87	L	38-42 (A)
1991-92	W	96-64 (H)
1992-93	W	97-67 (H)
1993-94	L	64-67 (A)
1994-95	W	69-55 (H)
1995-96	W	69-46 (A)
1996-97	W	79-63 (H)
2004-05	W	65-40 (H)
2005-06	W	76-63 (A)

## **FLORIDA A&M: 24-8**

HOME	AWAY	NEUTRAL
<b>14-4</b>	<b>9-3</b>	<b>1-1</b>
1972-73	W	53-47 (H)
	W	57-52 (A)
1974-75	W	77-34 (H)
	W	47-26 (A)
1977-78	W	84-59 (H)
1978-79	L	79-84 (H)
	L	61-77 (A)
1979-80	W	74-61 (H)
	L	60-67 (A)
1980-81	W	76-64 (H)
	W	76-61 (A)
1981-82	L	86-87 (A)
	W	59-58 (N)
	W	76-65 (H)
1982-83	W	66-60 (A)
	W	82-65 (H)
1983-84	W	80-64 (A)
	L	57-61 (H)
1985-86	L	65-83 (H)
	W	79-72 (H)
1987-88	L	68-73 (N)
	W	75-68 (H)
1988-89	W	87-60 (H)
	W	92-62 (H)
1990-91	W	100-71 (N)
1991-92	W	100-71 (A)
1992-93	W	79-58 (H)
1993-94	W	70-68 (A)
1994-95	L	65-73 (H)
1995-96	W	90-65 (A)
1996-97	W	91-59 (H)
1997-98	W	79-70 (A)
2004-05	W	85-66 (H)

## **FLORIDA GULF COAST: 2-0**

HOME	AWAY	NEUTRAL
<b>1-0</b>	<b>1-0</b>	<b>0-0</b>
2007-08	W	93-53 (A)
2008-09	W	81-62 (H)

## **FLORIDA INTERNATIONAL: 8-2**

HOME	AWAY	NEUTRAL
<b>2-2</b>	<b>2-0</b>	<b>4-0</b>
1975-76	W	58-35 (N)
	W	81-44 (N)
1976-77	W	66-41 (N)
1981-82	W	74-64 (A)
1982-83	W	77-65 (H)
1997-98	L	63-66 (H)
1998-99	L	62-75 (H)
1999-00	W	76-55 (A)

## **FLORIDA SOUTHERN: 1-0**

HOME	AWAY	NEUTRAL
<b>0-0</b>	<b>0-0</b>	<b>0-0</b>
1979-80	W	97-58 (H)

## **FLORIDA TECH: 1-0**

HOME	AWAY	NEUTRAL
<b>0-0</b>	<b>1-0</b>	<b>0-0</b>
1976-77	W	77-63 (A)

## **FORDHAM: 8-0**

HOME	AWAY	NEUTRAL
<b>1-0</b>	<b>3-0</b>	<b>2-0</b>
1984-85	W	88-81 (N)
2000-01	W	73-52 (A)
2004-05	W	65-61 (N)
2005-06	W	73-50 (A)
2006-07	W	84-34 (A)
2007-08	W	77-42 (H)

## **FORT VALLEY: 0-1**

HOME	AWAY	NEUTRAL
<b>0-0</b>	<b>0-0</b>	<b>0-1</b>
1974-75	L	43-58 (N)

## **FRESNO STATE: 1-0**

HOME	AWAY	NEUTRAL
<b>0-0</b>	<b>0-0</b>	<b>1-0</b>
1994-95	W	67-62 (N)

## **FURMAN: 1-0**

HOME	AWAY	NEUTRAL
<b>0-0</b>	<b>0-0</b>	<b>1-0</b>
1995-96	W	60-56 (N)

## **GEORGETOWN: 1-1**

HOME	AWAY	NEUTRAL
<b>0-0</b>	<b>0-1</b>	<b>1-0</b>
1984-85	L	69-77 (A)
1985-86	W	78-74 (N)

## **GEORGIA: 0-8**

HOME	AWAY	NEUTRAL
<b>0-2</b>	<b>0-3</b>	<b>0-3</b>
1987-88	L	72-91 (H)
1988-89	L	70-90 (A)
1989-90	L	76-80 (H)
1990-91	L	71-91 (A)
1998-99	L	72-95 (A)
2006-07	L	60-73 (N)
2007-08	L	62-71 (OT) (N)
2010-11	L	59-61 (N)

## **GEORGIA SOUTHERN: 4-5**

HOME	AWAY	NEUTRAL
<b>2-2</b>	<b>2-3</b>	<b>0-0</b>
1974-75	L	53-65 (A)
1975-76	L	54-83 (A)
1977-78	L	59-86 (A)
	L	71-79 (H)
1981-82	L	78-81 (H)
1987-88	W	83-77 (OT) (A)
1988-89	W	105-78 (H)
1989-90	W	80-49 (A)
2005-06	W	82-51 (H)

## **GEORGIA STATE: 3-1**

HOME	AWAY	NEUTRAL
<b>2-0</b>	<b>1-1</b>	<b>0-0</b>
1980-81	L	79-96 (A)
2002-03	W	73-60 (H)
2009-10	W	66-53 (A)
2011-12	W	94-74 (H)

## **GEORGIA TECH: 22-19**

HOME	AWAY	NEUTRAL
<b>10-10</b>	<b>11-8</b>	<b>1-1</b>
<b>ACC GAMES: 20-18</b>		
HOME	AWAY	TOURNAMENT
<b>9-10</b>	<b>11-7</b>	<b>1-1</b>
1974-75	W	58-22 (H)
1980-81	L	84-97 (A)
1991-92	W	68-70 (H)
	W	77-66 (A)
1992-93	W	79-71 (H)
	L	46-61 (H)
1993-94	L	62-65 (H)
	L	51-63 (A)
1994-95	W	60-58 (H)
	L	57-68 (A)
1995-96	L	65-97 (A)
	W	90-85 (OT) (H)
	W	64-51 (N)

1996-97	L	51-75 (A)
	L	60-68 (H)
1997-98	W	88-53 (A)
	W	77-56 (H)
1998-99	L	70-92 (A)
	L	78-86 (H)
1999-00	W	93-64 (H)
	W	77-74 (A)
2000-01	W	66-65 (A)
	W	89-69 (H)
2001-02	W	87-78 (A)
	L	56-73 (H)
2002-03	W	66-47 (H)
	L	56-86 (A)
	L	59-64 (N)
2003-04	L	59-66 (A)
	L	62-73 (H)
2004-05	L	58-59 (H)
	W	51-49 (A)
2005-06	W	59-54 (A)
2006-07	W	63-52 (H)
2007-08	L	73-83 (A)
2008-09	W	59-49 (H)
2009-10	W	69-59 (A)
2010-11	W	73-60 (H)
2011-12	L	55-79 (H)
2012-13	W	85-78 (A)
	W	76-71 (H)

## **GRAMBLING: 1-0**

HOME	AWAY	NEUTRAL
<b>1-0</b>	<b>0-0</b>	<b>0-0</b>
2012-13	W	96-60 (H)

## **HARVARD: 1-0**

HOME	AWAY	NEUTRAL
<b>1-0</b>	<b>0-0</b>	<b>0-0</b>
2003-04	W	96-82 (H)

## **HAWAII: 1-0**

HOME	AWAY	NEUTRAL
<b>0-0</b>	<b>0-0</b>	<b>1-0</b>
2009-10	W	83-39 (N)

## **HIGH POINT: 1-0**

HOME	AWAY	NEUTRAL
<b>1-0</b>	<b>0-0</b>	<b>0-0</b>
2006-07	W	67-39 (H)

## **HOFSTRA: 1-0**



# SERIES RECORDS

1-0          0-0          0-0  
 2010-11          W          87-39          (H)

**JOHN ABBOTT: 2-0**

HOME	AWAY	NEUTRAL
<u>2-0</u>	<u>0-0</u>	<u>0-0</u>
1976-77	W	62-60          (H)
1977-78	W	71-67          (H)

**JUDSON COLLEGE: 1-0**

HOME	AWAY	NEUTRAL
<u>0-0</u>	<u>0-0</u>	<u>1-0</u>
1974-77	W	97-79          (N)

**KANSAS: 1-0**

HOME	AWAY	NEUTRAL
<u>0-0</u>	<u>1-0</u>	<u>0-0</u>
1983	W	91-62          (A)

**KENT STATE: 1-0**

HOME	AWAY	NEUTRAL
<u>0-0</u>	<u>0-0</u>	<u>1-0</u>
1981	W	80-66          (N)

**KENTUCKY: 0-1**

HOME	AWAY	NEUTRAL
<u>0-0</u>	<u>0-0</u>	<u>0-1</u>
1993-94	L	55-58          (N)

**LAMAR: 1-0**

HOME	AWAY	NEUTRAL
<u>0-0</u>	<u>0-0</u>	<u>1-0</u>
1991-92	W	78-67          (N)

**LEWIS: 1-0**

HOME	AWAY	NEUTRAL
<u>0-0</u>	<u>0-0</u>	<u>1-0</u>
1981-82	W	94-46          (N)

**LIPSCOMB: 2-0**

HOME	AWAY	NEUTRAL
<u>1-0</u>	<u>1-0</u>	<u>0-0</u>
2004-05	W	73-49          (A)
2005-06	W	92-42          (H)

**LONG BEACH STATE: 1-0**

HOME	AWAY	NEUTRAL
<u>1-0</u>	<u>0-0</u>	<u>0-0</u>
1998-99	W	94-64          (H)

**LOUISIANA STATE: 3-5**

HOME	AWAY	NEUTRAL
<u>2-2</u>	<u>1-1</u>	<u>0-2</u>
1989-90	L	65-68          (H)
1990-91	W	89-82          (H)
1991-92	L	88-96          (A)
1992-93	W	79-59          (H)
2003-04	L	68-75          (N)
2006-07	L	43-55          (N)
2007-08	L	61-73          (H)
2008-09	W	61-57          (A)

**LOUISIANA TECH: 2-2**

HOME	AWAY	NEUTRAL
<u>0-1</u>	<u>0-1</u>	<u>2-0</u>
1997-98	L	60-86          (A)
1998-99	L	72-88          (H)
2005-06	W	80-71          (N)
2009-10	W	75-61          (N)

**LOUISVILLE: 12-11**

HOME	AWAY	NEUTRAL
<u>6-4</u>	<u>5-6</u>	<u>1-1</u>
1978-79	L	60-94          (N)
	L	73-77          (H)
1979-80	L	67-86          (H)
	L	60-77          (A)
1981-82	L	73-89          (A)
1982-83	L	56-67          (A)
1983-84	L	65-81          (H)
	L	77-88          (A)
1984-85	L	74-89          (A)
1985-86	W	67-64          (H)
1986-87	W	66-63          (H)
	L	64-77          (A)

(A)	1987-88	W	99-65          (H)
		W	73-70          (A)
	1988-89	W	65-64          (A)
		W	82-76          (H)
	1989-90	W	69-66          (H)
		W	77-62          (A)
	1990-91	W	83-70          (H)
		W	86-52          (A)
		W	83-70          (A)
	2004-05	W	69-54          (N)

2011-12          L          76-85          (H)

**LOYOLA-CHICAGO: 1-0**

HOME	AWAY	NEUTRAL
<u>0-0</u>	<u>1-0</u>	<u>0-0</u>
1999-00	W	102-70          (A)

**MARYLAND: 15-25**

HOME	AWAY	NEUTRAL
<u>10-9</u>	<u>4-13</u>	<u>1-3</u>

**ACC GAMES: 15-25**

HOME	AWAY	TOURNAMENT
<u>10-9</u>	<u>4-13</u>	<u>1-3</u>

1991-92	L	64-79          (H)
	L	70-101          (A)
1992-93	W	68-61          (H)
	L	61-74          (A)
	L	68-91          (N)
1993-94	L	54-69          (H)
	L	39-81          (A)
1994-95	L	56-70          (H)
	W	66-59          (N)
	L	56-72          (A)
1995-96	L	49-72          (H)
	L	63-75          (A)
	L	58-65          (H)
1996-97	L	59-79          (A)
	W	53-50          (H)
1997-98	L	49-77          (A)
	L	76-94          (A)
1998-99	W	69-63          (H)
	L	67-68          (A)
1999-00	L	66-52          (H)
	W	65-60          (N)
	W	69-38          (H)
2000-01	W	77-65          (A)
	L	50-62          (A)
2001-02	L	60-55          (H)
	W	76-61          (A)
2002-03	L	61-66          (H)
	W	82-77          (H)
2003-04	L	67-76          (A)
	L	47-62          (N)
2004-05	W	95-91          (OT) (H)
	L	57-75          (A)
2005-06	L	60-74          (H)
	L	84-92          (OT) (A)
2007-08	L	71-72          (H)
2008-09	L	94-61          (A)
2009-10	W	72-66          (H)
2010-11	W	70-91          (H)
2011-12	L	70-91          (H)
2012-13	L	64-71          (A)
	W	72-71          (H)

**MCNEESE STATE: 1-0**

HOME	AWAY	NEUTRAL
<u>0-0</u>	<u>0-0</u>	<u>1-0</u>
1981-82	W	69-62          (N)

**MEMPHIS: 9-13**

HOME	AWAY	NEUTRAL
<u>4-6</u>	<u>4-5</u>	<u>1-2</u>

1977-78	L	69-91          (A)
1978-79	L	78-101          (H)
1981-82	L	90-104          (H)
1982-83	W	90-82          (H)
	W	68-66          (A)
1983-84	L	67-83          (H)
	L	64-80          (N)
1984-85	L	64-76          (A)
	L	67-84          (N)
1985-86	L	66-95          (H)
	L	70-81          (A)
1986-87	L	68-75          (A)
	L	75-94          (H)
1987-88	L	90-91          (H)
	W	89-94          (A)
1988-89	W	95-75          (H)
	W	89-80          (A)
1989-90	W	72-62          (A)
	W	98-60          (H)
	W	83-58          (N)
1990-91	W	106-94          (A)
	W	101-77          (H)

**MERCER: 5-8**

HOME	AWAY	NEUTRAL
<u>4-2</u>	<u>1-2</u>	<u>0-4</u>

1972-73	L	42-62          (N)
1973-74	L	49-72          (N)
	L	47-64          (N)
1976-77	L	53-96          (A)
	L	73-83          (H)
1978-79	L	86-100          (A)
1979-80	L	75-84          (N)
1980-81	L	76-80          (H)

1983-84          W          66-57          (H)

1999-00          W          74-62          (A)

2000-01          W          69-43          (H)

2008-09          W          74-54          (H)

2012-13          W          94-42          (H)

**MIAMI: 33-11**

HOME	AWAY	NEUTRAL
<u>14-3</u>	<u>12-6</u>	<u>7-2</u>

**ACC GAMES: 11-5**

HOME	AWAY	TOURNAMENT
<u>8-1</u>	<u>5-4</u>	<u>1-0</u>

1974-75	W	59-45          (N)
1977-78	W	66-56          (N)
1978-79	W	73-57          (N)
	W	74-64          (A)
	W	79-53          (H)
1979-80	W	82-64          (H)
	W	93-74          (A)
	W	72-61          (N)
1980-81	W	87-73          (H)
	W	62-55          (A)
	L	70-79          (N)
1981-82	W	77-74          (A)
	W	66-52          (H)
	W	84-80          (N)
1983-84	W	76-64          (N)
1984-85	L	65-79          (A)
	L	67-74          (H)
1986-87	W	75-74          (A)
	L	73-80          (H)
1988-89	L	85-96          (N)
	L	79-88          (A)
	W	95-66          (H)
1989-90	W	76-62          (A)
1990-91	W	71-69          (H)
1991-92	W	64-61          (A)
1992-93	W	65-56          (H)
2004-05	W	57-62          (A)
	L	79-54          (A)
2005-06	W	68-61          (H)
2006-07	W	71-62          (H)
	W	75-68          (A)
2007-08	W	75-70          (OT) (A)
	W	50-49          (H)
2008-09	W	75-59          (A)
	W	59-58          (H)
2009-10	L	70-78          (A)
	W	87-62          (H)
2010-11	W	66-59          (H)
	L	68-84          (A)
2011-12	L	57-60          (H)
	L	60-67          (A)
2012-13	W	86-55          (H)
	W	93-78          (A)
	W	70-58          (N)

**MIAMI (OH): 2-0**

HOME	AWAY	NEUTRAL
<u>1-0</u>	<u>0-0</u>	<u>1-0</u>
1981-82	W	89-68          (N)
2004-05	W	82-56          (H)

**MIAMI DADE CC DTN: 1-0**

HOME	AWAY	NEUTRAL
<u>0-0</u>	<u>1-0</u>	<u>0-0</u>
1975-76	W	73-51          (A)

**MIAMI DADE CC N: 2-1**

HOME	AWAY	NEUTRAL
<u>0-0</u>	<u>0-1</u>	<u>2-0</u>
1972-73	W	46-32          (N)
	L	39-46          (A)
1974-75	W	59-40          (N)

**MIAMI DADE CC S: 1-2**

HOME	AWAY	NEUTRAL
<u>0-0</u>	<u>0-0</u>	<u>1-2</u>
1972-73	L	31-41          (N)
1974-75	W	59-41          (N)
1975-76	L	67-70          (N)

**MICHIGAN: 0-1**

HOME	AWAY	NEUTRAL
<u>0-1</u>	<u>0-0</u>	<u>0-0</u>
1984-85	L	71-76          (H)

**MICHIGAN STATE: 0-2**

HOME	AWAY	NEUTRAL
<u>0-1</u>	<u>0-0</u>	<u>0-1</u>
1994-95	L	69-82          (N)
2010-11	L	64-72          (H)

**MIDDLE TENNESSEE: 1-1**

HOME	AWAY	NEUTRAL
<u>1-0</u>	<u>0-1</u>	<u>0-0</u>
1987-88	L	61-71          (H)

1983-84          W          75-67          (H)

1993-94          L          43-66          (A)

**MINNESOTA: 1-0**

HOME	AWAY	NEUTRAL
<u>0-0</u>	<u>0-0</u>	<u>1-0</u>
2011-12	W	68-56          (N)

**MISSISSIPPI: 2-3**

HOME	AWAY	NEUTRAL
<u>2-0</u>	<u>0-3</u>	<u>0-0</u>
1979-80	L	52-80          (A)
1981-82	W	63-61          (H)
1982-83	L	76-86          (A)
1996-97	L	52-75          (A)
1997-98	W	64-54          (H)

**MISSISSIPPI COLLEGE: 1-1**

HOME	AWAY	NEUTRAL
<u>1-0</u>	<u>0-1</u>	<u>0-0</u>
1979-80	L	50-90          (A)
1981-82	W	71-69          (H)

**MISSISSIPPI STATE: 3-3**

HOME	AWAY	NEUTRAL
<u>2-2</u>	<u>0-1</u>	<u>1-0</u>

1978-79	L	60-64          (H)
1979-80	L	61-73          (H)
1989-90	W	89-62          (H)
2005-06	W	75-59          (H)
2006-07	L	60-65          (OT) (A)
2009-10	W	74-71          (N)



# SERIES RECORDS

1994-95 L 67-75 (A)  
1995-96 W 62-51 (H)  
2004-05 W 62-44 (A)

**NORTH CAROLINA: 10-31**  
**HOME AWAY NEUTRAL**

5-14 3-15 2-2  
**ACC GAMES: 8-30**  
**HOME AWAY TOURNAMENT**  
5-14 3-14 0-2

1981-82 W 77-68 (N)  
1982-83 W 75-74 (N)  
1987-88 L 79-82 (A)  
1991-92 W 70-61 (H)  
L 52-69 (A)  
L 69-81 (N)  
1992-93 W 85-66 (A)  
L 60-73 (H)  
1993-94 L 61-102 (A)  
L 48-71 (H)  
1994-95 L 52-77 (H)  
L 47-92 (A)  
1995-96 L 59-67 (A)  
W 73-64 (H)  
1996-97 L 63-88 (H)  
L 56-82 (A)  
1997-98 L 77-103 (A)  
L 58-75 (H)  
1998-99 L 101-112 (OT) (H)  
L 76-87 (A)  
1999-00 L 67-77 (A)  
L 74-78 (H)  
2000-01 L 62-75 (H)  
W 80-78 (OT) (A)  
2001-02 L 81-93 (H)  
L 63-93 (A)  
2002-03 L 53-74 (H)  
L 56-72 (A)  
2003-04 L 60-66 (A)  
L 58-71 (H)  
2004-05 W 79-73 (OT) (H)  
2005-06 L 51-68 (A)  
2006-07 L 59-80 (H)  
2007-08 L 77-70 (H)  
2008-09 W 77-70 (H)  
2009-10 W 83-73 (A)  
2010-11 L 75-84 (H)  
L 65-78 (N)  
2011-12 L 66-71 (H)  
2012-13 L 62-72 (A)  
W 80-73 (H)

**N. CAROLINA-ASHEVILLE: 2-0**  
**HOME AWAY NEUTRAL**

2-0 0-0 0-0  
1988-89 W 99-58 (H)  
2000-01 W 89-64 (H)

**NORTH CAROLINA A&T: 1-0**  
**HOME AWAY NEUTRAL**

0-0 0-0 1-0  
2008-09 W 83-71 (N)

**NORTH GEORGIA COLLEGE: 0-1**  
**HOME AWAY NEUTRAL**

0-0 0-0 0-1  
1973-74 L 33-64 (N)

**UNC-GREENSBORO 1-0**  
**HOME AWAY NEUTRAL**

0-0 1-0 0-0  
2012-13 W 93-63 (A)

**NC STATE: 13-26**  
**HOME AWAY NEUTRAL**

7-10 6-13 0-3  
**ACC GAMES: 12-25**  
**HOME AWAY TOURNAMENT**  
7-10 6-13 0-3

1991-92 W 76-75 (H)  
W 86-79 (A)  
1992-93 L 67-75 (A)  
L 47-57 (H)  
1993-94 L 46-51 (H)  
W 59-58 (A)  
1994-95 L 68-91 (A)  
L 55-70 (H)  
1995-96 L 71-76 (H)  
L 64-78 (A)  
1996-97 L 52-88 (H)  
L 36-75 (A)  
1997-98 L 60-72 (A)  
L 62-72 (H)  
1998-99 L 54-65 (H)  
L 59-84 (A)

1999-00 L 58-62 (H)  
L 62-72 (A)  
2000-01 W 74-70 (H)  
L 66-85 (A)

2001-02 W 80-74 (H)  
L 60-64 (A)  
2002-03 W 64-55 (H)  
L 52-57 (A)  
2003-04 L 64-79 (H)  
L 55-65 (A)  
2004-05 L 43-71 (A)  
2005-06 W 75-61 (H)  
L 60-64 (A)  
2006-07 L 51-68 (A)  
L 49-76 (N)  
2007-08 W 57-54 (H)  
2008-09 W 64-59 (A)  
2009-10 W 74-71 (H)  
2010-11 W 76-69 (A)  
2011-12 W 67-64 (A)  
L 71-74 (N)  
2012-13 W 82-74 (A)  
L 69-76 (H)

**NORTH FLORIDA: 2-0**  
**HOME AWAY NEUTRAL**

1-0 1-0 0-0  
2008-09 W 60-49 (A)  
2009-10 W 79-50 (H)

**NORTHEAST MISSOURI: 1-0**  
**HOME AWAY NEUTRAL**

1-0 0-0 0-0  
1978-79 W 87-67 (H)

**NORTHERN ARIZONA: 0-1**  
**HOME AWAY NEUTRAL**

0-0 0-1 0-0  
2002-03 L 69-79 (A)

**NORTHERN COLORADO: 1-0**  
**HOME AWAY NEUTRAL**

0-0 0-0 1-0  
2008-09 W 75-32 (N)

**NORTHERN ILLINOIS: 1-1**  
**HOME AWAY NEUTRAL**

1-0 0-1 0-0  
1991-92 W 99-74 (H)  
1992-93 L 80-86 (A)

**NW LOUISIANA: 1-0**  
**HOME AWAY NEUTRAL**

1-0 0-0 0-0  
1979-80 W 85-81 (H)

**OAKLAND: 1-1**  
**HOME AWAY NEUTRAL**

1-0 0-1 0-0  
2006-07 W 74-69 (H)  
2007-08 L 75-85 (A)

**OHIO STATE: 1-1**  
**HOME AWAY NEUTRAL**

0-0 0-1 1-0  
2007-08 W 60-49 (N)  
2011-12 L 75-78 (OT) (A)

**OLD DOMINION: 1-1**  
**HOME AWAY NEUTRAL**

0-0 0-1 1-0  
1981-82 L 65-100 (A)  
2006-07 W 85-75 (N)

**OKLAHOMA STATE: 1-1**  
**HOME AWAY NEUTRAL**

0-0 0-0 1-1  
1982-83 W 72-52 (N)  
2007-08 L 72-73 (OT) (N)

**ORAL ROBERTS: 2-1**  
**HOME AWAY NEUTRAL**

2-1 0-0 0-0  
1979-80 L 68-74 (H)  
1991-92 W 104-59 (H)  
1992-93 W 74-53 (H)

**OREGON STATE: 0-1**  
**HOME AWAY NEUTRAL**

0-0 0-0 0-1  
1981-82 L 60-76 (N)

**PENSACOLA JC: 2-0**  
**HOME AWAY NEUTRAL**

1-0 1-0 0-0  
1975-76 W 73-51 (A)

1976-77 W 86-40 (H)

**PENN STATE: 1-3**  
**HOME AWAY NEUTRAL**

1-1 0-0 0-2  
1982-83 L 84-86 (N)  
1983-84 L 68-96 (N)  
1989-90 L 73-83 (H)  
2008-09 W 73-60 (H)

**PEPPERDINE: 1-1**  
**HOME AWAY NEUTRAL**

0-0 0-1 1-0  
1981-82 W 76-63 (N)  
1998-99 L 72-75 (A)

**PRINCETON: 1-0**  
**HOME AWAY NEUTRAL**

0-0 0-0 1-0  
2012-13 W 60-44 (N)

**PURDUE: 1-0**  
**HOME AWAY NEUTRAL**

0-0 1-0 0-0  
1981-82 W 65-39 (A)

**RADFORD: 0-1**  
**HOME AWAY NEUTRAL**

0-1 0-0 0-0  
1985-86 L 80-87 (H)

**RHODE ISLAND: 0-1**  
**HOME AWAY NEUTRAL**

0-1 0-0 0-0  
1993-94 L 71-76 (H)

**RICE: 1-0**  
**HOME AWAY NEUTRAL**

1-0 0-0 0-0  
1986-87 W 62-50 (H)

**RICHMOND: 2-1**  
**HOME AWAY NEUTRAL**

0-0 0-1 2-0  
1993-94 W 70-66 (N)  
2003-04 L 77-84 (A)  
2004-05 W 87-54 (N)

**ROLLINS COLLEGE: 4-0**  
**HOME AWAY NEUTRAL**

1-0 2-0 1-0  
1974-75 W 61-48 (N)  
1975-76 W 56-43 (H)  
W 64-56 (A)  
1976-77 W 87-52 (A)

**SAMFORD: 3-0**  
**HOME AWAY NEUTRAL**

2-0 0-0 1-0  
2007-08 W 52-51 (H)  
2010-11 W 76-46 (N)  
2012-13 W 77-42 (H)

**ST. FRANCIS COLLEGE: 1-0**  
**HOME AWAY NEUTRAL**

0-0 1-0 0-0  
2000-01 W 73-65 (A)

**ST. JOSEPH: 2-0**  
**HOME AWAY NEUTRAL**

1-0 1-0 0-0  
1982-83 W 59-54 (A)  
2001-02 W 72-45 (H)

**ST. JOHN'S: 2-0**  
**HOME AWAY NEUTRAL**

0-0 0-0 2-0  
1999-00 W 64-56 (N)  
2009-10 W 66-65 (OT) (N)

**ST. LOUIS: 1-0**  
**HOME AWAY NEUTRAL**

0-0 0-0 1-0  
1980-81 W 78-56 (N)

**ST. MARY'S: 1-0**  
**HOME AWAY NEUTRAL**

0-0 0-0 1-0  
2001-02 W 78-57 (N)

**SAN FRANCISCO: 0-1**  
**HOME AWAY NEUTRAL**

0-0 0-1 0-0  
2006-07 L 64-67 (A)

**SAVANNAH STATE: 1-1**  
**HOME AWAY NEUTRAL**

1-1 0-0 0-0  
1974-75 L 48-70 (H)  
2003-04 W 107-28 (H)

**HOME AWAY NEUTRAL**

**SHORTER COLLEGE: 0-3**  
**HOME AWAY NEUTRAL**

0-3 0-0 0-0  
1974-75 L 52-65 (H)  
L 63-78 (H)  
L 36-54 (H)

**SOUTH ALABAMA: 6-3**  
**HOME AWAY NEUTRAL**

3-2 2-1 1-0  
1976-77 W 87-66 (H)  
1978-79 W 76-43 (A)  
1980-81 L 79-82 (A)  
W 80-67 (H)  
1981-82 W 99-44 (H)  
1986-87 L 58-76 (H)  
L 64-99 (H)  
1989-90 W 89-82 (N)  
2003-04 W 67-61 (A)

**SOUTH CAROLINA: 2-16**  
**HOME AWAY NEUTRAL**

0-9 1-6 1-1  
1977-78 L 52-115 (N)  
1979-80 L 68-93 (H)  
1980-81 L 57-69 (A)  
1981-82 L 81-82 (H)  
1983-84 L 62-69 (A)  
1984-85 L 61-70 (H)  
1985-86 L 57-81 (A)  
1986-87 L 56-63 (H)  
L 61-64 (A)  
1987-88 L 55-85 (H)  
L 86-96 (A)  
1988-89 L 82-99 (A)  
L 68-76 (H)  
1989-90 L 72-75 (H)  
L 59-75 (A)  
1990-91 W 69-60 (A)  
L 91-92 (H)  
W 54-53 (N)

**SOUTH FLORIDA: 33-4**  
**HOME AWAY NEUTRAL**

17-2 13-2 3-0  
1972-73 W 61-32 (N)  
1973-74 W 64-39 (H)  
1974-75 W 68-40 (H)  
W 70-53 (H)  
1975-76 W 57-41 (H)  
W 67-59 (A)  
1976-77 W 69-46 (H)  
1977-78 W 72-58 (A)  
W 84-76 (OT) (H)  
L 65-70 (A)  
W 86-61 (A)  
L 59-61 (H)  
1978-79 W 89-80 (H)  
W 73-56 (H)  
1979-80 W 87-58 (A)  
W 100-88 (A)  
1980-81 W 79-41 (H)  
W 71-61 (A)  
1981-82 W 80-60 (A)  
W 77-49 (H)  
1982-83 W 71-52 (H)  
1983-84 W 81-73 (A)  
1984-85 L 71-79 (H)  
W 74-69 (A)  
1985-86 W 58-47 (A)  
W 78-68 (H)  
1988-89 W 85-74 (H)  
W 94-85 (A)  
1992-93 W 87-68 (H)  
1994-95 W 64-45 (H)  
1995-96 W 56-55 (N)  
1996-97 W 68-59 (A)  
1997-98 W 71-59 (N)  
1998-99 W 83-74 (H)  
1999-00 L 74-84 (A)  
2002-03 W 82-78 (A)  
2003-04 W 65-58 (H)  
2011-12 W 62-49 (N)

**SE LOUISIANA: 1-1**  
**HOME AWAY NEUTRAL**

0-2 1-0 0-0  
1979-80 L 70-73 (H)  
1980-81 W 94-68 (A)

**SE MISSOURI STATE: 2-0**  
**HOME AWAY NEUTRAL**

0-2 1-0 0-0  
1979-80 L 70-73 (H)  
1980-81 W 94-68 (A)





# SERIES RECORDS

HOME	AWAY	NEUTRAL
1-0	1-0	0-0
2006-07	W	64-50 (A)
2008-09	W	68-31 (H)

## SOUTHERN ILLINOIS: 0-1

HOME	AWAY	NEUTRAL
0-0	0-0	0-1
1994-95	L	52-56 (N)

## SOUTHERN MISS: 4-16

HOME	AWAY	NEUTRAL
3-6	1-8	0-2
1979-80	L	65-107 (N)
1980-81	L	69-73 (A)
1981-82	L	84-94 (H)
1983-84	L	75-84 (A)
	L	53-58 (H)
1984-85	L	52-81 (A)
	L	61-66 (H)
1985-86	L	67-74 (A)
	L	76-89 (H)
1986-87	W	64-62 (A)
	L	75-84 (H)
1987-88	L	60-69 (H)
	L	68-84 (A)
1988-89	W	78-75 (H)
	L	66-84 (A)
1989-90	L	73-77 (A)
	W	97-72 (N)
	L	78-90 (H)
1990-91	W	96-76 (H)
	L	90-93 (A)

## SW MISSOURI STATE: 0-3

HOME	AWAY	NEUTRAL
0-1	0-2	0-0
1990-91	L	63-68 (A)
1996-97	L	52-66 (A)
1997-98	L	57-68 (H)

## STANFORD: 2-1

HOME	AWAY	NEUTRAL
0-0	1-0	1-1
1983-84	W	73-58 (N)
2005-06	L	70-88 (N)
2006-07	W	68-61 (A)

## STETSON: 16-3

HOME	AWAY	NEUTRAL
11-2	5-1	0-0
1976-77	W	78-29 (H)
	W	72-57 (A)
1978-79	W	90-53 (A)
	W	89-56 (H)
1981-82	W	81-54 (H)
1982-83	W	102-42 (H)
	W	77-64 (A)
1985-86	W	76-72 (A)
	L	68-74 (H)
1986-87	L	50-55 (H)
1987-88	L	69-75 (A)
1988-89	W	70-64 (H)
1989-90	W	77-70 (A)
1990-91	W	114-71 (H)
1996-97	W	80-56 (H)
2006-07	W	70-44 (H)
2009-10	W	101-35 (H)
2010-11	W	92-44 (H)
2012-13	W	77-44 (H)

## TALLADEGA COLLEGE: 0-1

HOME	AWAY	NEUTRAL
0-0	0-0	0-1
1975-76	L	55-100 (N)

## TAMPA: 7-0

HOME	AWAY	NEUTRAL
5-0	1-0	1-0
1974-75	W	48-36 (N)
1975-76	W	66-48 (H)
	W	82-50 (N)
1978-79	W	90-56 (H)
1981-82	W	90-50 (H)
1985-86	W	88-77 (H)
1994-95	W	64-62 (H)

## TEMPLE: 3-1

HOME	AWAY	NEUTRAL
1-0	2-0	0-1
1982-83	W	74-69 (A)
1995-96	L	67-72 (N)
2008-09	W	86-67 (A)
2009-10	W	77-64 (H)

HOME	AWAY	NEUTRAL
0-1	0-1	0-0
1984-85	L	56-67 (H)
1985-86	L	43-89 (A)

## TENNESSEE-CHATTANOOGA: 1-4

HOME	AWAY	NEUTRAL
0-2	0-2	1-0
1982-83	W	94-77 (N)
1993-94	L	85-86 (A)
1995-96	L	58-60 (H)
1999-00	L	69-78 (H)
2000-01	L	67-72 (A)

## TENNESSEE TECH: 1-0

HOME	AWAY	NEUTRAL
0-0	0-0	1-0
1992-93	W	88-72 (N)

## TEXAS: 0-1

HOME	AWAY	NEUTRAL
0-0	0-0	0-1
1983-84	L	43-89 (N)

## TEXAS ARLINGTON: 1-0

HOME	AWAY	NEUTRAL
1-0	0-0	0-0
2004-05	W	72-70 (H)

## TEXAS A&M: 1-1

HOME	AWAY	NEUTRAL
1-0	0-1	0-0
2007-08	L	67-81 (A)
2008-09	W	60-53 (H)

## TCU: 0-1

HOME	AWAY	NEUTRAL
0-0	0-0	0-1
2003-04	L	68-81 (N)

## TEXAS-SAN ANTONIO: 1-0

HOME	AWAY	NEUTRAL
0-0	0-0	1-0
2009-10	W	65-50 (N)

## TEXAS TECH: 0-1

HOME	AWAY	NEUTRAL
0-0	0-0	0-1
1983-84	L	43-89 (N)

## TIFT: 1-0

HOME	AWAY	NEUTRAL
0-0	0-0	1-0
1974-75	W	58-47 (N)

## TOLEDO: 1-0

HOME	AWAY	NEUTRAL
1-0	0-0	0-0
1986-87	W	80-64 (H)

## TOWSON: 1-0

HOME	AWAY	NEUTRAL
0-0	0-0	1-0
2004-05	W	67-56 (N)

## TROY: 2-2

HOME	AWAY	NEUTRAL
2-0	0-1	0-1
1977-78	W	71-61 (H)
	L	63-80 (A)
1979-80	L	78-92 (N)
2003-04	W	80-42 (H)

## TULANE: 11-7

HOME	AWAY	NEUTRAL
7-3	3-4	1-0
1978-79	L	65-78 (H)
1979-80	L	74-95 (H)
	L	65-75 (H)
1980-81	L	60-70 (A)
1981-82	W	89-70 (H)
1982-83	W	81-56 (H)
	W	91-65 (A)
1983-84	L	71-77 (A)
	W	86-79 (H)
1984-85	L	56-59 (A)
	W	81-47 (H)
1985-86	W	71-70 (H)
	L	60-75 (A)
1989-90	W	103-66 (H)
	W	100-45 (A)
1990-91	W	87-60 (H)
	W	104-66 (A)
2000-01	W	72-70 (N)

HOME	AWAY	NEUTRAL
2-0	1-1	0-0
1998-99	W	76-67 (A)
1999-00	W	77-70 (H)
2005-06	L	71-80 (A)
2006-07	W	60-43 (H)

## TUSKEGEE: 2-0

HOME	AWAY	NEUTRAL
0-0	0-0	2-0
1972-73	W	67-42 (N)
1973-74	W	66-57 (N)

## UAB: 5-5

HOME	AWAY	NEUTRAL
3-2	2-1	0-0
1978-79	L	85-87 (H)
	L	79-95 (H)
1979-80	L	85-95 (H)
	L	82-96 (H)
1982-83	L	73-75 (A)
1983-84	W	82-75 (H)
1986-87	W	75-62 (H)
1988-89	W	84-68 (A)
2006-07	W	93-77 (H)
2007-08	W	66-52 (A)

## UCF: 15-2

HOME	AWAY	NEUTRAL
10-1	5-1	0-0
1980-81	W	92-75 (H)
1981-81	W	75-65 (H)
1983-84	W	67-60 (H)
1984-85	L	76-93 (H)
1985-86	L	90-98 (A)
1994-95	W	74-59 (H)
1996-97	W	78-53 (H)
2000-01	W	68-37 (A)
2001-02	W	78-42 (H)
2002-03	W	77-47 (H)
2003-04	W	72-59 (A)
2005-06	W	81-49 (H)
2006-07	W	75-66 (A)
2008-09	W	82-70 (H)
2009-10	W	70-58 (A)
2010-11	W	69-51 (H)
2011-12	W	60-47 (A)

## VALDOSTA STATE: 1-11

HOME	AWAY	NEUTRAL
0-5	0-4	1-2
1974-75	L	42-53 (A)
	L	50-54 (N)
	L	50-54 (H)
1975-76	L	44-99 (H)
	L	50-101 (A)
1976-77	L	65-104 (H)
	L	60-92 (A)
1977-78	L	57-92 (H)
1980-81	L	58-62 (N)
1981-82	W	82-69 (N)
1986-87	L	66-75 (H)
1987-88	L	77-83 (A)

## VALPARAISO: 0-1

HOME	AWAY	NEUTRAL
0-0	0-0	0-1
2008-09	L	74-80 (N)

## VANDERBILT: 2-1

HOME	AWAY	NEUTRAL
1-0	0-1	1-0
2010-11	W	72-66 (H)
2011-12	L	59-64 (A)
2012-13	W	73-59 (N)

## VIRGINIA: 13-33

HOME	AWAY	NEUTRAL
6-15	6-16	1-2
ACC GAMES: 13-32		
HOME	AWAY	TOURNAMENT
6-15	6-15	1-2
1990-91	L	77-92 (A)
1991-92	L	60-87 (H)
	L	43-81 (A)
1992-93	L	66-78 (H)
	L	68-76 (A)
1993-94	L	56-82 (A)
	L	50-59 (H)
1994-95	L	60-76 (H)
	L	45-79 (A)
1995-96	L	58-91 (A)

1996-97	L	40-81 (H)
	L	50-83 (N)
	L	57-67 (H)
	L	44-73 (A)
1997-98	L	62-75 (A)
	L	76-83 (OT) (H)
1998-99	L	71-80 (H)
	L	55-73 (A)
	L	73-76 (H)
	L	59-74 (A)
2000-01	W	60-58 (H)
	L	65-77 (A)
	W	83-77 (N)
2001-02	L	62-66 (A)
	L	54-57 (H)
2002-03	W	55-46 (H)
	L	54-63 (A)
2003-04	L	80-82 (OT) (H)
	W	73-71 (A)
2004-05	L	62-77 (H)
	L	67-71 (N)
2005-06	W	60-46 (H)
	W	67-58 (A)
2006-07	W	63-47 (H)
	W	79-77 (A)
2007-08	L	66-69 (OT) (H)
	L	58-77 (A)
2008-0		



# SERIES RECORDS

1998-99	W	63-56	(A)
	W	80-57	(H)
	L	68-80	(A)
1999-00	L	59-64	(A)
	W	76-47	(H)
2000-01	L	69-79	(A)
	W	73-61	(H)
2001-02	L	73-77	(A)
	W	63-56	(H)
2002-03	W	63-61	(A)
	W	62-60	(30T) (H)
2003-04	W	81-73	(A)
	W	67-54	(H)
2004-05	W	71-69	(A)
2005-06	W	70-57	(H)
2006-07	W	74-57	(A)
	W	70-53	(N)
2007-08	W	80-54	(H)
	W	57-52	(N)
2008-09	W	58-47	(A)
2009-10	W	83-38	(H)
2010-11	W	82-79	(A)
2011-12	L	55-65	(A)
2012-13	L	72-80	(H)

### WASHINGTON: 0-3

HOME	AWAY	NEUTRAL	
<b>0-1</b>	<b>0-1</b>	<b>0-1</b>	
2005-06	L	69-71	(H)
2006-07	L	65-84	(A)
2008-09	L	60-62	(N)

### WESTERN CAROLINA: 4-0

HOME	AWAY	NEUTRAL	
<b>3-0</b>	<b>1-0</b>	<b>0-0</b>	
1998-99	W	83-39	(H)
2005-06	W	75-67	(H)
2009-10	W	80-47	(H)
2010-11	W	82-79	(A)

### WESTERN KENTUCKY: 0-2

HOME	AWAY	NEUTRAL	
<b>0-0</b>	<b>0-0</b>	<b>0-2</b>	
1983-84	L	74-79	(N)
1990-91	L	69-72	(N)

### WEST FLORIDA: 1-0

HOME	AWAY	NEUTRAL	
<b>1-0</b>	<b>0-0</b>	<b>0-0</b>	
1975-76	W	100-16	(H)

### WEST GEORGIA: 2-4

HOME	AWAY	NEUTRAL	
<b>1-0</b>	<b>1-3</b>	<b>0-1</b>	
1972-23	L	34-60	(N)
1973-74	L	43-64	(A)
1975-76	L	61-88	(A)
1976-77	L	54-79	(A)
1978-79	W	73-59	(A)
1985-86	W	67-57	(H)

### WISCONSIN: 1-0

HOME	AWAY	NEUTRAL	
<b>1-0</b>	<b>0-0</b>	<b>0-0</b>	
1987-88	W	100-67	(H)

### WISC. GREEN BAY: 0-1

HOME	AWAY	NEUTRAL	
<b>0-0</b>	<b>0-0</b>	<b>0-1</b>	
1994-95	L	60-88	(N)
	W	63-56	(A)
1998-99	W	80-57	(H)
	L	68-80	(A)

### WISC. MILWAUKEE: 1-0

HOME	AWAY	NEUTRAL	
<b>1-0</b>	<b>0-0</b>	<b>0-0</b>	
2003-04	W	72-70	(H)

### WRIGHT STATE: 1-0

HOME	AWAY	NEUTRAL	
<b>1-0</b>	<b>0-0</b>	<b>0-0</b>	
2002-03	W	84-69	(H)

### HAVIER: 1-2

HOME	AWAY	NEUTRAL	
<b>1-0</b>	<b>0-2</b>	<b>0-0</b>	
2000-01	L	72-75	(A)
2004-05	W	56-48	(H)
2005-06	L	68-75	(A)

### YALE: 1-1

HOME	AWAY	NEUTRAL	
<b>1-0</b>	<b>0-1</b>	<b>0-0</b>	
2010-11	L	85-91	(A)
2011-12	W	92-58	(H)



# YEAR-BY-YEAR RESULTS

## 1970-71

**HEAD COACH BARBARA HOLLINGSWORTH**  
No Records

## 1971-72

**HEAD COACH LINDA WARREN**  
No records

## 1972-73

**HEAD COACH EDDIE CUBBON**

### 1972-73 (11-5)

Florida A&M	(H)	53-47	W
Buck Green	(H)	62-35	W
Seminoles	(H)	70-26	W
Miami Dade JC South	(N)	31-41	L
Flagler College	(A)	48-47	W
West Georgia	(N)	34-60	L
Miami Dade JC North	(N)	46-32	L
Florida A&M	(A)	57-52	W
Wise Realty	(A)	28-34	L
South Florida	(N)	61-32	W
Miami Dade JC North	(N)	39-46	L
Flagler College	(N)	46-39	W
All-Stars	(H)	52-27	W
Mercer	(N)	42-62	L
Tuskegee	(N)	67-42	W
East Central College	(N)	45-44	W

## 1973-74

**HEAD COACH JOEL THIRER**

### 1973-74 (9-6)

Florida	(A)	39-44	L
North Georgia College	(N)	33-64	L
Flagler College	(H)	31-41	L
Mercer	(N)	49-72	L
West Georgia	(A)	43-64	L
Auburn	(N)	53-52	W
South Florida	(H)	64-39	W
Flagler College	(H)	76-49	W
Florida	(H)	48-45	W
Barry	(N)	50-33	W
Flagler College	(N)	52-36	W
Florida	(N)	54-35	W
Florida	(N)	32-31	W
Mercer	(N)	47-64	L
Tuskegee	(N)	66-57	W

## 1974-76

**HEAD COACH MILLIE USHER**

### 1974-75 (15-16)

Albany State	(H)	62-55	W
Valdosta State	(A)	42-53	L
Florida A&M	(H)	77-34	W
Shorter College	(H)	52-65	L
Shorter College	(H)	63-78	L
Savannah State	(H)	48-70	L
South Florida	(N)	68-40	W
Miami-Dade South	(N)	59-41	W
Rollins College	(N)	61-48	W
Florida	(N)	44-67	L
Flagler	(A)	51-60	L
Florida	(H)	53-47	W
Georgia Tech	(N)	58-22	W
Shorter College	(A)	36-54	L
Titt	(N)	58-47	W
Valdosta State	(N)	50-54	L
Georgia Southern	(A)	53-65	L
Valdosta State	(H)	50-54	L
Albany State	(A)	43-61	L
Florida A&M	(A)	47-26	W
Florida	(A)	41-49	L
Tampa	(N)	48-36	W
Flagler	(N)	52-59	L
Miami	(N)	59-45	W
South Florida	(N)	70-53	W
Florida	(N)	44-28	W
Flagler	(N)	59-55	W
Flagler	(N)	45-53	L
Miami-Dade North	(N)	59-40	W
Auburn	(N)	51-64	L
Fort Valley	(N)	43-58	L

### 1975-76 (12-12)

Rollins	(H)	56-43	W
Albany State	(H)	50-71	L
West Florida	(H)	100-16	W
South Florida	(H)	57-41	W
Tampa	(A)	66-48	W
South Florida	(A)	67-59	W
Rollins	(A)	64-56	W

Valdosta State	(H)	44-99	L
Tampa	(H)	82-50	W
West Georgia	(A)	61-88	L
Talladega College	(N)	55-100	L
College of Charleston	(N)	61-93	L
Albany State	(A)	44-73	L
Miami-Dade South	(N)	67-70	L
Florida International	(N)	58-35	W
Pensacola Jr College	(A)	73-51	W
Florida	(H)	65-59	W
Georgia Southern	(A)	54-83	L
Florida	(A)	45-64	L
Miami-Dade Dntn	(A)	73-51	W
Florida International	(N)	81-44	W
Florida	(N)	45-68	L
Valdosta State	(A)	50-101	L
Florida	(N)	39-55	L

## 1976-79

**HEAD COACH DIANNE MURPHY**

### 1976-77 (11-12)

Albany State	(A)	38-87	L
Mercer	(A)	53-96	L
Florida	(A)	54-80	L
Valdosta State	(H)	65-104	L
John Abbott College	(H)	62-60	W
Stetson	(H)	78-29	W
Florida	(H)	65-67	L
Rollins	(A)	87-52	W
Florida Tech	(A)	77-63	W
Dayton	(H)	104-33	W
South Alabama	(H)	87-66	W
Albany State	(H)	65-79	L
Alabama State	(N)	73-80	L
West Georgia	(A)	54-79	L
Judson College	(N)	97-79	W
Stetson	(A)	72-57	W
Pensacola Jr College	(H)	86-40	W
Valdosta State	(A)	60-92	L
South Florida	(N)	69-46	W
Florida	(N)	67-72	L
Florida International	(N)	66-41	W
Florida	(N)	60-72	L
Delta State	(A)	60-106	L

### 1977-78 (8-9)

Georgia Southern	(A)	59-86	L
Valdosta State	(H)	57-92	L
Florida	(H)	93-66	W
Troy State	(H)	71-67	W
Memphis State	(A)	69-91	L
South Carolina	(N)	52-115	L
South Florida	(A)	72-58	W
Georgia Southern	(H)	71-79	L
John Abbott College	(H)	71-67	W
Florida A&M	(H)	84-69	W
Miami	(A)	66-56	W
Albany State	(H)	86-94	L
Florida	(A)	63-102	L
South Florida	(H)	84-76(OT)	W
South Florida*	(N)	65-70	L
South Florida*	(N)	86-61	W
South Florida*	(N)	59-61	L

### 1978-79 (18-14)

Mississippi State	(N)	60-64	L
South Alabama	(A)	76-43	W
Mercer	(H)	73-83	L
NE Missouri	(H)	87-61	W
Stetson	(A)	90-53	W
South Florida	(H)	89-80	W
Florida	(H)	88-79	W
Florida	(A)	64-62	W
New Orleans	(A)	65-78	L
Tulane	(N)	60-94	L
Louisville	(N)	60-94	L
Cincinnati	(N)	61-57	W
Alabama-Birmingham	(A)	85-87	L
Memphis State	(H)	78-101	L
South Florida	(A)	73-56	W
Florida	(A)	91-72	W
Miami	(H)	79-53	W
New Orleans	(H)	101-66	W
Florida A&M	(H)	79-84(OT)	L
Louisville	(H)	73-77	L
West Georgia	(A)	73-59	W
Alabama State	(N)	73-95	L
Alabama-Birmingham	(H)	79-95	L
Miami	(A)	74-64	W
Winthrop College	(A)	63-71	L
Appalachian State	(N)	83-89	L
Florida A&M	(A)	61-77	W
Stetson	(H)	89-56	W
Tampa	(H)	90-56	W

Miami	(N)	73-57	W
Florida	(N)	89-85	W
Florida	(N)	101-94	W
Delta State	(N)	64-93	L

## 1979-86

**HEAD COACH JAN DYKHOUSE-ALLEN**

### 1979-80 (13-22)

Mississippi State	(H)	61-73	L
Alabama-Birmingham	(A)	85-95	L
South Carolina	(H)	68-93	L
South Florida	(A)	87-58	W
Florida A&M	(H)	74-61	W
Southern Mississippi	(N)	65-107	L
Troy State	(N)	78-92	L
Belhaven	(N)	81-75	W
Miami	(A)	82-64	W
Oral Roberts	(H)	68-74	L
Virginia Tech	(H)	67-57	W
Louisville	(H)	67-86	L
Tulane	(H)	74-95	L
Mississippi College	(A)	50-90	L
Alabama	(A)	61-88	L
Alabama-Birmingham	(A)	82-96	L
Florida	(A)	92-77	W
Miami	(H)	93-74	W
East Carolina	(A)	61-69	L
Mississippi	(A)	52-80	L
Louisville	(A)	60-77	L
Mercer	(A)	86-100	L
Northwest Louisiana	(N)	85-81	W
Florida	(H)	88-84	W
Florida Southern	(H)	97-58	W
Virginia Tech	(H)	54-77	L
South Carolina	(H)	70-73	L
Tulane	(A)	65-75	L
Florida A&M	(A)	60-67	L
South Florida	(A)	100-88	W
Florida	(N)	67-78	L
Miami	(N)	72-61	W
Florida	(N)	84-76	W
Florida	(N)	71-84	L
Mercer	(N)	75-84	L

### 1980-81 (14-15, 1-3 METRO)

11/20 Georgia Tech	(A)	84-97	L
11/21 Georgia State	(A)	79-96	L
11/25 South Alabama	(A)	79-82	L
11/28 Valdosta State*	(N)	58-62	L
11/29 Alabama*	(N)	77-76	W
12/3 Florida	(H)	90-48	W
12/6 Miami	(H)	87-73	W
12/12 Central Florida	(H)	92-75	W
12/13 Denver	(H)	93-41	W
12/18 Miss U/Women**	(A)	73-70	W
12/19 Central Missouri**	(N)	60-69	L
12/20 Clemson**	(N)	59-78	L
1/7 Indiana	(H)	76-79	L
1/8 East Carolina	(H)	67-78	L
1/10 Cincinnati	(A)	85-91	L
1/14 Florida A&M	(H)	76-64	W
1/16 South Florida	(H)	79-41	W
1/22 S.E. Louisiana	(A)	94-68	W
1/24 Southern Miss	(A)	69-73	L
1/26 Mercer	(H)	76-80	L
1/29 South Carolina	(A)	57-69	L
1/31 Miami	(A)	62-55	W
Tulane+	(A)	60-70	L
St. Louis+	(N)	78-56	W
Florida	(A)	81-83	L
South Florida	(A)	71-61	W
Florida A&M	(A)	76-61	W
2/16 South Alabama	(H)	80-67	W
2/17 Miami++	(N)	70-79	L

### 1981-82 (28-10, 2-3 METRO)

11/23 Stetson	(H)	81-54	W
11/26 McNeese State*	(N)	69-62	W
11/28 Valdosta State*	(N)	82-69	W
12/1 Central Florida	(H)	75-65	W
12/4 Kent State**	(N)	80-66	W
12/5 Purdue**	(A)	65-39	W
12/8 Florida	(H)	60-63	L
12/11 Fla International	(A)	74-64	W
12/12 Miami	(A)	77-74	W
12/19 South Alabama	(H)	99-44	W
1/2 Lewis University+	(A)	94-46	W

1/3 Miami-Ohio+	(A)	89-68	W
1/5 North Carolina+	(A)	77-68	W
1/8 South Florida	(A)	80-60	W
1/11 Miss U - Women	(H)	76-54	W
1/13 Florida	(A)	86-79	W
1/16 Virginia Tech	(A)	93-72	W
1/17 #7/ Old Dominion	(A)	65-100	L
1/20 Florida A&M	(A)	86-87	L
1/25 #14/ Memphis St.	(H)	90-104	L
1/27 #12/ South Carolina	(H)	81-82	L
1/30 Southern Miss	(H)	84-94	L
2/6 Louisville	(A)	73-89	L
2/8 Tulane	(A)	89-70	W
2/10 Florida A&M	(H)	59-58	W
2/13 Miami	(H)	66-52	W
2/15 #18/ Mississippi	(H)	63-61	W
2/20 Tampa	(H)	90-50	W
2/22 South Florida	(H)	77-49	W
3/4 Miami++	(N)	84-80	W
3/6 Florida A&M++	(N)	76-65	W
3/11 Mississippi Coll*	(H)	71-69	W
3/11 Ga Southern*	(H)	78-81	L
3/12 Miss Valley*	(H)	83-95	L
3/25 Pepperdine#	(H)	76-63	W
3/26 Brigham Young#	(N)	75-71	W
3/27 Oregon State#	(N)	60-76	L

Record includes Feb. 5 forfeit win over St. Louis

\*Lady Seminoles Classic, Tallahassee, FL

\*\*Boilermaker Premier, W. Lafayette, IN

+Hurricane New Year's Classic, Miami, FL

++FAIAW State Tournament, Daytona Beach, FL

\*AIAW Region III Tournament

\*NWIT

### 1982-83 (24-6, 5-1 METRO)

11/26 Tenn-Chatt	(H)	94-77	W
11/27 North Carolina*	(H)	75-74	W
12/1 Albany State	(H)	94-52	W
12/4 Stetson	(H)	102-42	W
12/6 Alabama	(A)	73-64	W
12/10 #11/ Penn State**	(N)	84-86	L
12/11 Delta State**	(N)	75-67	W
12/31 Nebraska+	(N)	100-84	W
1/2 Army+	(N)	69-60	W
1/3 Oklahoma State+	(N)	72-52	W
1/6 Temple	(A)	74-69	W
1/11 St. Joseph's	(A)	59-54	W
1/15 Montclair St (OT)	(H)	89-81	W
1/17 Tulane	(H)	81-56	W
1/17 Memphis State	(A)	90-82	W
1/19 Florida A&M	(A)	66-60	W
1/22 Alabama-Birm	(A)	73-75	L
1/24 Auburn	(A)	43-73	L
1/27 Florida	(A)	68-63	W
1/28 Stetson	(A)	77-64	W
2/3 South Florida	(H)	71-52	W
2/5 Tulane	(A)	91-65	W
2/9 Florida A&M	(H)	82-65	W
2/12 Fla International	(H)	77-65	W
2/16 Alabama	(H)	61-	



# YEAR-BY-YEAR RESULTS

2/6	South Carolina	(A)	62-69	L	1/3
2/11	Southern Miss	(H)	53-58	L	1/10
2/13	Florida	(A)	57-65	L	1/12
2/15	Florida A&M	(H)	80-64	W	1/14
2/20	Tulane	(H)	86-79	W	1/16
2/23	Alaska*	(A)	77-63	W	1/19
2/24	#1/ Texas*	(N)	43-89	L	1/24
2/26	Idaho*	(N)	74-75	L	1/26
3/5	Cincinnati#	(N)	83-72	W	1/29
3/7	Memphis State#	(N)	64-80	L	1/31
	Louisville		77-88	L	2/3

\*Lady Buff Classic, Boulder, CO  
 \*\*Louisville Tech Classic, Louisville, KY  
 +Miami Masonic Classic, Miami, FL  
 ++Duval Hotel Classic, Tallahassee, FL  
 \*Northern Lights Shootout, Anchorage, AK  
 #Metro Conference Tournament, Cincinnati, OH

## 1984-85 (7-21, 2-9 METRO)

11/14	Albany State	(H)	66-60	W	11/27
11/23	Colorado	(H)	70-61	W	12/2
11/26	Georgetown	(A)	69-77	L	12/5
12/3	Central Florida	(H)	76-93	L	12/12
12/7	Michigan	(H)	71-76	L	12/15
12/8	Wichita State	(H)	54-70	L	12/18
12/15	Miami	(A)	65-79	L	12/25
12/31	Fordham*	(A)	88-81	W	1/1
1/2	Fairfield*	(A)	64-71	L	1/8
1/6	Virginia Tech	(H)	85-77	W	1/15
1/10	Cincinnati	(A)	73-83	L	1/19
1/12	Louisville	(A)	74-89	L	1/21
1/14	S. Florida (OT)	(H)	71-69	W	1/23
1/16	Florida	(A)	43-64	L	1/25
1/19	South Carolina	(H)	61-70	L	1/28
1/24	Southern Miss	(A)	61-66	L	1/31
1/26	Tulane	(A)	56-59	L	2/2
1/30	#10/ Auburn	(A)	58-76	L	2/6
2/8	#12/ Tennessee	(H)	56-67	L	2/14
2/10	Tulane	(H)	81-47	W	2/16
2/12	Florida A&M	(H)	57-61	L	2/18
2/16	Southern Miss	(H)	61-66	L	2/22
2/26	Florida	(H)	58-79	L	2/29
2/23	#22/ Memphis St.	(H)	64-76	L	3/5
2/25	#21/ Miami	(H)	67-74	L	3/7
	Memphis State	(A)	67-84	L	3/9
3/1	South Florida	(A)	74-69	W	3/13
3/3	Virginia Tech**	(N)	65-86	L	3/17

\*Women's Court Classic, Miami, FL  
 \*\*Metro Conference Tournament, Hattiesburg, MS

## 1985-86 (12-16, 3-8 METRO)

11/23	West Georgia	(H)	67-57	W	11/27
11/26	Ga Southwest	(H)	51-58	L	12/4
11/29	Colorado State*	(A)	68-53	W	12/7
11/30	Monmouth (3OT)*	(A)	81-69	W	12/10
12/4	Tampa	(H)	88-77	W	12/14
12/6	Georgetown**	(H)	78-74	W	12/17
12/7	Radford (OT)**	(H)	80-87	W	12/20
12/16	Stetson	(A)	76-72	W	12/24
1/2	South Carolina	(A)	57-81	L	12/27
1/4	Virginia Tech	(A)	68-73	L	12/31
1/11	Louisville	(H)	67-64	W	1/4
1/13	Cincinnati	(H)	75-72	W	1/7
1/18	Central Florida	(A)	90-98	L	1/11
1/20	South Florida	(A)	58-47	W	1/13
1/22	Florida	(H)	68-77	L	1/16
1/24	Tulane	(H)	71-70	W	1/18
1/26	#11/13/ Tennessee	(H)	43-89	L	1/21
1/30	Albany State	(A)	72-69	W	1/25
2/1	Memphis State	(A)	66-95	L	1/28
2/6	Southern Miss	(H)	76-89	L	1/30
2/8	Tulane	(A)	60-75	L	1/31
2/10	South Florida	(H)	78-68	W	2/3
2/13	Florida A&M	(H)	65-83	L	2/6
2/15	Southern Miss	(H)	76-89	L	2/9
2/19	Florida	(A)	76-81	L	2/11
2/22	#22/ Memphis St.	(A)	70-81	L	2/13
2/26	Stetson	(H)	68-74	L	2/16
3/1	Cincinnati+	(A)	45-77	L	2/18

\*Pizza Hut Classic  
 \*\*Southern Invitational, Tallahassee, FL  
 +Metro Conference Tournament, Columbia, SC

## 1986-96 HEAD COACH MARYNELL MEADORS

### 1986-87 (9-19, 5-7 METRO)

12/1	Albany State (OT)	(H)	71-72	L	12/14
12/5	Toledo*	(H)	80-64	W	12/18
12/6	Rice*	(H)	62-50	W	12/21
12/13	Stetson	(H)	50-55	L	12/24
12/15	Miami	(A)	75-74	W	12/26
12/16	Florida Atlantic	(A)	38-42	L	12/29
12/18	Alabama-Birm	(H)	75-62	W	1/1
12/30	Valdosta State	(H)	66-75	L	1/3

1/3	Virginia Tech	(A)	78-91	L	1/6
1/10	Louisville	(H)	66-63	W	1/18
1/12	Cincinnati	(H)	53-55	L	1/10
1/14	Florida	(A)	65-69	L	1/13
1/16	South Alabama	(A)	58-76	L	1/15
1/19	South Carolina	(H)	56-63	L	1/17
1/24	Southern Miss	(A)	64-62	W	1/22
1/26	Memphis State	(A)	68-75	W	1/27
1/29	Miami	(H)	73-80	L	1/28
1/31	Virginia Tech	(H)	70-65	W	2/3
2/3	South Alabama	(H)	64-99	L	2/5
2/7	Louisville	(A)	64-77	L	2/10
2/9	Cincinnati	(A)	70-50	W	2/12
2/12	Florida A&M	(H)	79-72	W	2/15
2/16	South Carolina	(A)	61-64	L	2/17
2/19	Florida	(H)	59-70	L	2/21
2/21	Southern Miss	(H)	75-84	L	2/24
2/23	Memphis State	(H)	67-94	L	2/26
2/25	New Orleans	(A)	59-87	L	3/3
3/5	Virginia Tech**	(N)	67-88	L	3/8
	Tallahassee Hilton Classic, Tallahassee, FL				3/10
	*Metro Conference Tournament, Blacksburg, VA				3/14

### 1987-88 (9-18, 4-8 METRO)

11/27	New Mexico St*	(N)	73-64	W	11/28
11/28	DePaul*	(N)	68-82	L	12/4
12/4	Wisconsin**	(H)	100-67	W	12/15
12/12	W Virginia (OT)**	(H)	68-58	W	12/12
12/15	Sletson	(A)	69-75	L	12/16
12/16	Ga Southern (OT)	(A)	83-77	L	12/18
12/18	North Carolina	(A)	79-82	L	1/3
1/3	#17/19 Georgia	(H)	72-91	W	1/6
1/6	Wisc.-Green Bay	(H)	64-67	L	1/13
1/13	New Orleans	(H)	61-71	L	1/16
1/16	Memphis St (OT)	(H)	90-91	L	1/18
1/18	Southern Miss	(H)	60-69	L	1/21
1/21	Florida A&M	(H)	68-73	L	1/25
1/25	South Carolina	(H)	55-85	L	1/28
1/28	Valdosta State	(A)	77-83	L	1/30
1/30	Virginia Tech	(H)	61-59	W	2/1
2/1	Alabama	(H)	64-70	L	2/6
2/6	Cincinnati	(H)	59-70	L	2/8
2/8	Louisville	(H)	99-65	W	2/13
2/13	Memphis State	(A)	89-94	L	2/15
2/15	Southern Miss	(A)	68-84	L	2/20
2/20	Virginia Tech	(A)	81-97	L	2/22
2/22	South Carolina	(A)	86-96	L	2/27
2/27	Florida	(H)	71-55	W	3/8
3/8	Louisville	(A)	73-70	W	3/9
3/9	Cincinnati	(A)	66-58	W	3/10
3/10	Cincinnati+	(H)	76-78	L	

\*Coopers & Lybrand Invitational  
 \*\*Tallahassee Hilton Classic, Tallahassee, FL  
 +Metro Conference Tournament, Tallahassee, FL

### 1988-89 (16-11, 7-5 METRO)

11/25	Central Michigan*	(N)	100-78	W	11/26
11/26	Miami*	(N)	85-96	L	12/2
12/2	UNC-Ashville**	(H)	99-58	W	12/3
12/3	Ga Southern**	(H)	105-78	W	12/11
12/11	Miami	(A)	79-88	L	12/13
12/13	Florida	(A)	60-65	L	12/17
12/17	Sletson	(H)	70-64	W	12/19
12/19	Alabama-Birm	(A)	84-68	W	1/2
1/2	Southern Miss	(H)	78-75	W	1/9
1/9	Memphis State	(H)	95-75	W	1/14
1/14	Cincinnati	(A)	45-66	L	1/16
1/16	Louisville	(A)	65-64	W	1/21
1/21	Virginia Tech	(A)	67-68	L	1/23
1/23	#16/15 S. Carolina	(A)	82-99	L	1/25
1/25	South Florida	(H)	85-74	W	1/28
1/28	Virginia Tech	(H)	69-66	W	1/30
1/30	Alabama	(A)	68-70	L	2/4
2/4	Southern Miss	(A)	66-84	L	2/6
2/6	Howard	(H)	101-73	W	2/9
2/9	Florida A&M	(H)	75-68	W	2/11
2/11	Cincinnati	(H)	62-57	L	2/13
2/13	Louisville	(H)	82-76	W	2/16
2/16	#5/6 Georgia	(A)	70-90	L	2/20
2/20	#14/19 S. Carolina	(H)	68-76	L	2/24
2/24	South Florida	(A)	94-85	W	3/2
3/2	Memphis State	(A)	89-80	W	3/8
3/8	Cincinnati+	(N)	47-57	L	

\*Lady Sunshine Classic, Lake Mary, FL  
 \*\*Tallahassee Hilton Classic, Tallahassee, FL  
 +Metro Conference Tournament, Memphis, TN

### 1989-90 (21-9, 11-3 METRO)

11/24	S. Alabama (2OT)*	(N)	89-82	W	11/25
11/25	#13/12 LSU*	(A)	65-68	L	12/1
12/1	Miss State**	(H)	89-62	W	12/2
12/2	UNC-Charlotte**	(H)	50-63	L	12/6
12/6	Alabama	(A)	81-76	W	12/18
12/18	Sletson	(A)	77-70	W	12/30
12/30	Appalachian St	(H)	77-62	W	1/4
1/4	Ga. Southern	(A)	80-49	W	

1/6	Virginia Tech	(A)	68-64	W	1/8
1/8	Tulane	(H)	103-66	W	1/10
1/10	Florida	(H)	63-62	W	1/13
1/13	Louisville (OT)	(H)	69-66	W	1/15
1/15	Cincinnati	(H)	61-44	W	1/17
1/17	#14/14 Auburn	(A)	63-80	L	1/22
1/22	#15/17 S. Carolina	(H)	72-75	L	1/27
1/27	#19/18 Southern Miss	(A)	73-77	L	1/28
1/28	Memphis State	(A)	72-62	W	2/3
2/3	Virginia Tech	(H)	69-52	W	2/5
2/5	Tulane	(A)	100-45	W	2/10
2/10	Louisville	(A)	77-62	W	2/12
2/12	Cincinnati	(A)	57-44	W	2/15
2/15	Florida A&M	(A)	87-60	W	2/17
2/17	Miami	(H)	95-66	W	2/21
2/21	#7/7 Georgia	(H)	76-80	L	2/24
2/24	#17/17 Southern Miss	(H)	97-72	W	2/26
2/26	Memphis State	(H)	98-60	W	3/3
3/3	#17/18 S. Carolina	(A)	59-75	L	3/8
3/8	Memphis State+	(A)	83-58	W	3/10
3/10	#22/20 Southern Miss+	(A)	78-90	L	3/14
3/14	#23 Penn State++	(H)	73-83	L	

\*LSU Crawfish Classic, Baton Rouge, LA  
 \*\*Tallahassee Hilton Classic, Tallahassee, FL  
 +Metro Conference Tournament, Cincinnati, OH  
 ++NCAA Tournament, Tallahassee, FL

### 1990-91 (25-7, 12-2 METRO)

11/23	Missouri-KC*	(N)	66-52	W	11/24
11/24	SW Missouri St*	(A)	63-68	L	12/1
12/1	Marquette**	(H)	110-75	W	12/2
12/2	#20/20 LSU**	(H)	89-82	W	12/7
12/7	#18/19 N. Illinois+	(H)	78-66	W	12/8
12/8	#1/1 Virginia+	(A)	77-92	L	12/17
12/17	Florida	(A)	79-78	L	12/19
12/19	Miami	(A)	76-62	W	1/12
1/12	Virginia Tech	(A)	78-64	W	1/14
1/14	Cincinnati	(H)	90-61	W	1/16
1/16	Louisville	(H)	83-70	W	1/19
1/19	Alabama	(H)	88-65	W	1/21
1/21	Memphis State	(A)	106-94	W	1/26
1/26	South Carolina	(A)	69-60	W	1/28
1/28	Southern Miss	(H)	96-76	W	2/4
2/4	Tulane	(H)	87-60	W	2/6
2/6	#4/4 Georgia	(A)	71-91	L	2/11
2/11	S. Carolina (2OT)	(H)	91-92	L	2/16
2/16	Stetson	(H)	114-71	W	2/21
2/21	Cincinnati	(A)	67-49	W	2/25
2/25	Louisville	(A)	86-52	W	2/28
2/28	#5/5 Auburn	(H)	64-79	L	3/3
3/3	Memphis State	(H)	101-77	W	3/13
3/13	Virginia Tech	(H)	76-53	W	3/18
3/18	Southern Miss	(A)	90-93	L	3/25
3/25	Tulane	(A)	104-66	W	3/31
3/31	Florida A&M	(H)	92-62	W	
	Cincinnati+	(N)	89-51	W	
	Louisville++	(A)	83-70	W	
</					



# YEAR-BY-YEAR RESULTS

2/16	Maryland*	(A)	66-59	W
2/18	#6/7 Virginia*	(A)	45-79	L
2/21	#17/16 Florida	(A)	62-81	L
2/23	Wake Forest*	(H)	61-66	L
3/3	Maryland**	(N)	56-72	L
*Montana State Classic				
*Dial Classic, Tallahassee, FL				
#San Juan Shootout, San Juan, PR				
* ACC Game				
**ACC Tournament, Rock Hill, SC				

## 1995-96 (8-20, 2-14 ACC)

11/27	Florida Atlantic	(A)	69-46	W
12/1	#2/1 Florida*	(N)	56-74	L
12/2	South Florida*	(A)	66-55	W
12/6	#17/17 Duke*	(A)	30-92	L
12/10	Florida A&M	(A)	90-65	W
12/17	UT-Chattanooga	(H)	58-60	L
12/20	New Orleans	(H)	62-51	W
12/28	Missouri*	(A)	47-61	L
12/29	Temple*	(A)	67-72	L
12/30	Furman*	(A)	60-56	W
1/3	#124 N. Carolina*	(A)	59-67	L
1/7	Clemson*	(H)	74-87	L
1/9	#13/13 NC State*	(H)	71-76	L
1/14	Maryland*	(H)	49-72	L
1/16	#1/7 Virginia*	(A)	58-91	L
1/20	Wake Forest*	(H)	71-88	L
1/22	Georgia Tech*	(A)	65-97	L
1/27	#12/13 Duke*	(H)	47-61	L
1/31	Ga Tech (3OT)*	(H)	90-85	W
2/3	#17/18 Clemson*	(A)	53-70	L
2/9	North Carolina*	(H)	73-64	W
2/11	#15/17 NC State*	(A)	64-78	L
2/16	#10/10 Virginia*	(H)	40-81	L
2/18	Maryland*	(A)	63-75	L
2/22	Wake Forest*	(A)	52-54	L
2/26	#18/19 Florida	(H)	37-76	L
2/29	Georgia Tech**	(N)	64-51	W
3/3	#8/9 Virginia**	(N)	50-83	L
*Dial Classic, Coral Gables, FL				
*UCF Holiday Classic, Orlando, FL				
* ACC Game				
**ACC Tournament, Rock Hill, SC				

## 1996-97 HEAD COACH CHRIS GOBRECHT

## 1996-97 (5-22, 0-16 ACC)

11/22	South Florida*	(N)	68-59	W
11/23	#20/22 Florida*	(N)	48-75	L
11/30	SW Missouri St	(A)	52-66	L
12/3	Florida A&M	(H)	91-59	W
12/7	#11/12 NC State*	(H)	52-88	L
12/14	Florida	(A)	59-77	L
12/18	Florida Atlantic	(H)	79-63	W
12/20	Central Florida	(H)	78-53	W
12/22	Stetson	(H)	80-56	W
12/30	Mississippi	(A)	52-75	L
1/3	#16/17 Duke*	(A)	46-87	L
1/5	Wake Forest*	(A)	68-79	L
1/8	#16/15 N. Carolina*	(H)	63-88	L
1/11	#20/16 Clemson*	(A)	63-74	L
1/15	Maryland*	(H)	58-65	L
1/19	#8/8 Virginia*	(H)	57-67	L
1/22	Georgia Tech*	(A)	51-75	L
1/26	#17/17 NC State*	(A)	36-75	L
1/30	Maryland*	(A)	59-79	L
2/2	#22/21 Duke*	(H)	70-77	L
2/5	Duquesne	(H)	58-61	L
2/10	Georgia Tech*	(H)	60-68	L
2/14	#5/6 N. Carolina*	(A)	56-82	L
2/16	#9/8 Virginia*	(A)	44-73	L
2/19	#21/22 Clemson*	(H)	47-71	L
2/23	Wake Forest*	(H)	59-63	L
2/27	Wake Forest**	(N)	59-70	L
*Dial Classic/Florida Four Challenge, Tampa, FL				
* ACC Game				
**ACC Tournament, Charlotte, NC				

## 1997-PRESENT HEAD COACH SUE SEMRAU

## 1997-98 (9-18, 5-11 ACC)

11/16	Florida A&M	(A)	79-70	W
11/20	#9/8 Florida*	(A)	64-73	L
11/21	South Florida*	(A)	71-59	W
11/26	Mississippi	(H)	64-54	W
12/3	#25/23 NC State	(A)	60-72	L
12/5	Charleston S*	(H)	72-51	W
12/6	Fla International*	(H)	63-66	L
12/13	#4/4 Louisiana Tech	(A)	60-86	L
12/16	Clemson*	(H)	84-87	L
12/19	Duquesne	(A)	61-92	L
12/21	#22/24 SW Missouri St	(H)	57-68	L

1/2	#9/9 Virginia*	(A)	62-75	L
1/4	#5/4 N. Carolina*	(A)	77-103	L
1/8	Wake Forest*	(H)	64-63	W
1/16	#25/20 Duke*	(A)	76-96	L
1/18	Georgia Tech*	(A)	88-53	W
1/21	#10/12 Florida	(H)	57-69	L
1/23	Maryland*	(H)	53-50	W
1/25	#8/7 NC State*	(H)	62-72	L
1/29	#21/22 Clemson*	(A)	55-85	L
2/1	#16/13 Virginia (OT)*	(H)	76-83	L
2/4	#5/5 N. Carolina*	(H)	58-75	L
2/8	Wake Forest*	(A)	63-56	W
2/15	#13/14 Duke*	(H)	67-79	L
2/19	Georgia Tech*	(H)	77-56	W
2/22	Maryland*	(A)	49-77	L
2/26	#16/17 Clemson**	(N)	68-85	L
#Dial Classic, Gainesville, FL				
*Tallahassee Democrat Seminole Classic, Tallahassee, FL				
* ACC Game				
**ACC Tournament, Charlotte, NC				

## 1998-99 (7-20, 2-14 ACC)

11/14	Tulsa	(A)	76-67	W
11/19	#3/2 Louisiana Tech	(H)	72-88	L
11/22	Long Beach St*	(H)	94-64	W
11/23	Fla International*	(H)	62-75	L
12/2	#16/16 Duke*	(A)	72-91	L
12/5	#9/8 N. Carolina (OT)*	(H)	101-112	L
12/14	South Florida	(H)	83-74	W
12/17	Pepperdine	(A)	72-75	L
12/19	Cal St. Fullerton	(A)	84-73	W
12/21	Western Carolina	(H)	83-39	W
12/30	#4/4 Georgia	(A)	72-95	L
1/2	Georgia Tech*	(A)	70-92	L
1/4	NC State*	(H)	54-65	L
1/7	#12/10 Clemson*	(A)	55-77	L
1/14	Wake Forest*	(H)	80-57	L
1/17	Maryland*	(A)	76-94	L
1/22	#19/21 Virginia*	(H)	71-80	L
1/25	#9/13 Duke*	(H)	75-92	L
1/28	#14/10 N. Carolina*	(A)	76-87	L
1/31	Georgia Tech*	(H)	78-86	L
2/4	NC State*	(A)	59-84	L
2/7	#17/18 Clemson*	(H)	67-71	L
2/11	Florida	(A)	89-106	L
2/15	Wake Forest*	(A)	68-80	L
2/18	Maryland*	(H)	69-63	W
2/21	#17/17 Virginia*	(A)	55-73	L
2/25	#8/9 Duke**	(N)	57-90	L
*Tallahassee Democrat Seminole Classic, Tallahassee, FL				
* ACC Game				
**ACC Tournament, Charlotte, NC				

## 1999-00 (12-17, 4-12 ACC)

11/19	Tulsa	(H)	77-70	W
11/22	South Florida	(A)	74-84	L
11/26	UT-Chattanooga*	(H)	69-78	L
11/27	Oakland*	(H)	99-90	W
11/30	Mercer	(A)	74-62	W
12/7	Florida	(H)	74-82	L
12/19	Loyola	(A)	102-70	W
12/21	Chicago State	(A)	73-49	W
12/29	St. John's*	(N)	64-56	W
12/30	Florida Int'l\$	(A)	76-55	W
1/3	Wake Forest*	(A)	59-64	L
1/6	#3/3 NC State*	(H)	58-62	L
1/9	Virginia*	(H)	73-76	L
1/12	Maryland*	(A)	67-68	L
1/16	Georgia Tech*	(H)	93-64	W
1/20	North Carolina*	(A)	67-77	L
1/24	#9/9 Duke*	(H)	54-59	L
1/27	Clemson*	(H)	61-73	L
1/30	#11/11 Auburn	(H)	52-55	L
2/3	Wake Forest*	(H)	76-47	W
2/6	#11/8 NC State*	(A)	62-72	L
2/10	#22/21 Virginia*	(A)	59-74	L
2/13	Maryland*	(H)	66-52	W
2/17	Georgia Tech*	(A)	77-74	L
2/22	#23 N. Carolina*	(H)	74-78	L
2/24	#9/8 Duke*	(A)	52-87	L
2/27	Clemson*	(A)	58-75	L
3/4	Maryland**	(N)	65-60	L
3/5	#12/10 Duke**	(N)	65-92	L
\$Sun & Fun Classic, Miami, FL				
*Tallahassee Democrat Seminole Classic, Tallahassee, FL				
* ACC Game				
**ACC Tournament, Greensboro, NC				

## 2000-01 (19-12, 9-7 ACC)

11/19	UNC-Asheville	(H)	89-64	W
11/21	Florida	(A)	65-79	L
11/25	Chicago State*	(H)	85-45	W
11/26	Virginia Tech*	(H)	77-57	W
11/28	UCF	(A)	68-37	W

12/2	UT-Chattanooga	(A)	67-72	L
12/10	Mercer	(H)	69-43	W
12/17	St. Francis (NY)	(A)	73-65	W
12/19	Fordham	(A)	73-52	W
12/28	Coppin State	(H)	86-49	W
12/30	#12/12 NC State*	(H)	74-70	W
1/5	Georgia Tech*	(A)	66-65	W
1/8	#5/5 Duke*	(H)	60-73	L
1/10	Maryland*	(H)	69-38	W
1/14	Wake Forest*	(A)	69-79	L
1/18	North Carolina*	(H)	62-75	L
1/21	#20/20 Clemson*	(A)	66-79	L
1/24	#124 Virginia*	(H)	60-58	W
1/29	#124 NC State*	(A)	66-85	L
2/1	#15/16 Xavier*	(A)	72-75	L
2/5	Georgia Tech*	(H)	89-69	W
2/8	#4/4 Duke*	(A)	71-69	W
2/11	Maryland*	(A)	77-65	W
2/15	Wake Forest*	(H)	73-61	W
2/18	UNC (OT)*	(A)	80-78	W
2/22	#12/22Clemson*	(H)	49-63	L
2/25	Virginia*	(A)	65-77	L
3/3	Virginia**	(N)	83-77	W
3/4	#4/4 Duke**	(N)	56-72	L
3/16	Tulane%	(N)	72-70	W
3/18	#8/8 Iowa State%	(A)	70-85	L
*Tallahassee Democrat Seminole Classic, Tallahassee, FL				
* ACC Game				
**ACC Tournament, Greensboro, NC				
%NCAA Tournament, Ames, Iowa				

## 2001-02 (13-15, 4-12 ACC)

11/18	Saint Mary's	(N)	78-57	W
11/20	Dayton	(N)	63-60	W
11/24	E Tenn State*	(H)	99-66	W
11/25	Saint Joseph's*	(H)	72-45	W
11/29	#19/18 Florida (OT)	(H)	74-78	L
12/2	Austin Peay	(H)	89-65	W
12/5	Georgia Tech*	(A)	87-78	W
12/7	Jacksonville	(H)	97-51	W
12/9	UCF	(H)	78-42	W
12/16	#25 Auburn	(A)	59-71	L
12/19	Indiana	(A)	62-61	W
12/21	IUPUI	(A)	78-68	W
12/30	Clemson*	(A)	70-74	L
1/2	#19/18 N. Carolina*	(H)	81-93	L
1/6	Maryland*	(A)	50-62	L
1/10	Wake Forest*	(A)	73-77	L
1/17	NC State*	(H)	80-74	W
1/20	Georgia Tech*	(H)	56-73	L
1/23	Virginia*	(A)	62-66	L
1/31	#4/6 Duke*	(H)	80-102	L
2/4	Clemson*	(H)	43-56	L
2/4	#24/23 N. Carolina*	(A)	63-93	L
2/7	Maryland*	(H)	60-55	W
2/9	Wake Forest*	(H)	63-56	W
2/14	NC State*	(A)	60-64	L
2/21	#5/5 Duke*	(A)	55-88	L
2/24	Virginia*	(H)	54-57	L
3/1	#4/4 Duke**	(N)	66-82	L
*Seminole Classic				
* ACC Game				
**ACC Tournament, Greensboro, NC				

## 2002-03 (17-13, 8-8 ACC)

11/22	Alabama State*	(H)	89-61	W
11/23	Georgia State*	(H)	73-60	W
11/26	Florida	(A)	69-80	L
11/29	Wright State	(H)	84-69	W
12/3	Indiana	(H)	58-47	W
12/7	South Florida	(A)	82-78	W
12/15	Akron	(A)	75-46	W
12/18	Jacksonville	(A)	71-51	W
12/21	Northern Arizona	(A)	69-79	W
12/30	#3/2 Connecticut	(H)	55-74	L
1/2	Wake Forest*	(A)	63-61	W
1/5	UCF	(H)	77-47	W
1/8	NC State*	(H)	64-55	W
1/12	#10/9 N. Carolina*	(H)	53-74	L
1/16	Maryland*	(A)	76-61	W
1/20	Georgia Tech*	(H)	66-47	W
1/23	Virginia*	(H)	55-46	W
1/26	#1/1 Duke*	(A)	63-81	L
1/30	Clemson*	(A)	59-57	W
2/2	W. Forest (OT)*	(H)	62-60	W
2/9	NC State*	(A)	52-57	L
2/13	#8/7 N. Carolina*	(A)	56-72	L
2/16	Maryland*	(H)	61-66	L
2/19	Georgia Tech*	(A)	56-86	L
2/23	Virginia*	(A)	54-63	L
2/27	#2/2 Duke*	(H)	49-70	L
3/2	Clemson*	(H)	68-59	W
3/8	Georgia Tech**	(N)	59-64	L
3/20	Florida Int'l***	(H)	77-51	W
3/23	Auburn***	(A)	57-68	L

\*Seminole Classic  
\*AGG Game  
\*\*ACC Tournament, Greensboro, NC  
\*\*\*WNIT

## 2003-04 (15-15, 7-9 ACC)

11/23	Savannah State	(H)	107-28	W
11/25	#1/1 Connecticut	(A)	53-81	L
11/29	UW-Milwaukee*	(H)	72-70	W
11/30	Harvard*	(H)	96-82	W
12/02	UCF	(A)	72-59	



# YEAR-BY-YEAR RESULTS

1/5	#2/2 Duke*	(A)	68-87	L
1/8	Virginia*	(H)	60-46	W
1/16	#6/6 Maryland*	(A)	57-75	L
1/19	Clemson*	(H)	80-66	W
1/22	#4/3 N. Carolina*	(A)	51-68	L
1/29	Virginia*	(A)	67-58	W
2/2	Georgia Tech*	(A)	59-54	W
2/5	#24/ NC State*	(H)	75-61	W
2/9	Miami*	(A)	79-54	W
2/13	Virginia Tech*	(H)	69-76	L
2/17	Miami*	(H)	68-61	W
2/19	Clemson (OT)*	(A)	80-72	W
2/23	Wake Forest*	(H)	70-57	W
2/26	#17/19 Boston College*	(H)	71-60	L
3/3	NC State**	(N)	60-64	L
3/18	#18/16 La Tech%	(N)	80-71	W
3/20	#14/14 Stanford%	(N)	70-88	L

\*Seminole Classic  
 \*ACC Game  
 \*\*ACC Tournament, Greensboro, NC  
 %NCAA Tournament, Denver, CO

## 2006-07 (24-10, 10-4 ACC)

11/12	UAB	(H)	93-77	W
11/14	Fordham	(A)	84-34	W
11/17	S. Missouri	(A)	64-50	W
11/19	Oakland	(H)	74-69	W
11/24	Florida	(H)	88-66	W
11/27	Tulsa	(H)	60-43	W
11/30	Mississippi State	(A)	60-65	L
12/2	Fairfield	(N)	69-54	W
12/3	East Carolina	(A)	62-44	W
12/6	Stetson	(H)	70-44	W
12/9	UCF	(A)	75-66	W
12/17	Washington	(A)	65-84	L
12/20	San Francisco	(A)	64-67	L
1/2	High Point	(H)	67-39	W
1/4	Boston College*	(A)	72-53	W
1/7	Miami*	(H)	71-62	W
1/15	Virginia Tech*	(A)	70-60	W
1/18	Clemson*	(A)	61-60	W
1/21	#16/16 Georgia	(N)	65-70	L
1/25	#1/1 Duke*	(H)	60-73	L
1/28	Virginia*	(H)	63-47	W
2/1	Miami*	(A)	75-68	W
2/5	NC State*	(A)	51-68	L
2/9	Georgia Tech*	(H)	63-52	W
2/12	#2/2 N. Carolina*	(H)	59-80	L
2/15	#6/6 Maryland*	(H)	60-74	L
2/18	Virginia*	(A)	79-77	W
2/22	Clemson*	(H)	73-61	W
2/25	Wake Forest*	(A)	74-57	W
3/1	Wake Forest**	(N)	70-53	W
3/2	#24/25 NC State**	(N)	49-76	L
3/7	Old Dominion%	(N)	85-75	W
3/19	#5/5 Stanford%	(A)	68-61	W
3/24	#12/11 LSU \$	(N)	43-55	L

\*ACC Games  
 \*\*ACC Tournament (Greensboro, N.C.)  
 %NCAA Tournament (Palo Alto, Calif.)  
 \$ NCAA Sweet 16 (Fresno, Calif.)

## 2007-08 (19-14, 7-7 ACC)

11/9	at Florida Gulf Coast	(A)	93-53	W
11/11	North Florida	(H)	75-48	W
11/16	#24/ DePaul#	(A)	68-79	L
11/17	Florida International#	(N)	70-50	W
11/20	Fordham	(H)	77-42	W
11/23	Florida	(A)	81-78	W
11/30	Indiana &	(A)	85-78	W
12/2	Oakland	(A)	75-85	L
12/6	#12/11 Texas A&M	(A)	67-81	L
12/16	Alabama State	(H)	94-42	W
12/20	UAB	(A)	66-52	W
12/27	Samford	(H)	52-51	W
12/29	#7/7 Georgia (OT)!	(N)	62-71	L
12/30	Hofstra!	(N)	72-54	W
1/3	#11/11 LSU	(H)	61-73	L
1/6	Virginia Tech*	(H)	67-63	W
1/11	#12/13 Duke*	(A)	38-70	L
1/17	Wake Forest*	(H)	80-54	W
1/20	Clemson*	(A)	63-39	W
1/24	Miami (OT)*	(A)	75-70	W
1/26	Virginia (OT)*	(H)	66-69	L
2/03	Georgia Tech*	(A)	73-83	L
2/7	NC State*	(H)	57-54	W
2/10	Virginia*	(A)	58-77	L
2/17	#3/3 N. Carolina*	(A)	77-97	L
2/21	Boston College*	(H)	71-65	W
2/24	#4/4 Maryland (OT)*	(A)	84-92	L
2/28	MIAMI*	(H)	50-49	W
3/1	CLEMSON*	(H)	70-72	L
3/6	Wake Forest**	(N)	57-52	W
3/7	#12/12 Duke**	(N)	67-81	L
3/22	#25/25 Ohio State%	(N)	60-49	W
3/24	#13/13 Okla St. (OT)%	(N)	72-73	L

# DePaul Invitational (Chicago, Ill.)  
 ! FIU Fun & Sun Classic (Miami, Fla.)  
 \*ACC Games  
 \*\* ACC Tournament (Greensboro, N.C.)  
 %NCAA Tournament (Des Moines, Iowa)

## 2008-09 (26-8, 12-2 ACC)

11/16	Florida Gulf Coast	(H)	81-62	W
11/18	North Florida	(A)	60-49	W
11/20	College of Charleston	(H)	70-57	W
11/23	Florida	(H)	57-72	L
11/25	Southeast Missouri	(H)	62-31	W
11/28	Murray State#	(N)	85-50	W
11/29	Valparaiso#	(N)	74-80	L
12/3	Penn State	(H)	73-60	W
12/7	Temple	(A)	86-67	W
12/14	Mercer	(H)	74-54	W
12/18	Northern Colorado&	(N)	75-32	W
12/19	Washington	(N)	60-62	L
12/21	#1/1 Connecticut&	(N)	71-83	L
12/28	LSU	(A)	61-57	W
12/31	UCF	(H)	82-70	W
1/5	#3/3 Texas A&M	(H)	60-53	W
1/8	Virginia Tech*	(A)	67-63	W
1/11	Clemson*	(H)	80-54	W
1/15	NC State*	(A)	64-59	W
1/18	#25 Georgia Tech*	(H)	59-49	W
1/23	#16/14 Virginia*	(A)	80-75	W
1/29	#3/7 Duke (OT)*	(H)	82-75	W
2/2	#13/9 Maryland*	(H)	72-71	L
2/5	Boston College*	(A)	64-53	W
2/8	Miami*	(A)	75-59	W
2/13	#8/7 N. Carolina*	(H)	77-70	W
2/19	Clemson*	(A)	75-58	W
2/22	Miami*	(H)	59-58	W
2/24	#22/19 Virginia*	(H)	63-68	L
3/1	Wake Forest*	(A)	58-47	W
3/6	Boston College**	(N)	83-71	W
3/7	#8/10 Duke**	(N)	57-75	L
3/21	North Carolina A&T%	(N)	83-71	W
3/23	#19/ Arizona State%	(N)	58-63	L

#Colorado State Rocky Mountain Invitational (Fort Collins, Colo.)  
 &Caribbean Classic (Cancun, Mexico)  
 \*ACC Games  
 \*\*ACC Tournament (Greensboro, NC)  
 %NCAA Tournament (Duluth, Ga.)

## 2009-10 (29-6, 12-2 ACC)

11/13	North Florida	(H)	79-50	W
11/17	Florida	(A)	66-62	W
11/20	Stetson	(H)	101-35	W
11/22	Georgia State	(A)	66-53	W
11/27	Auburn	(H)	82-67	W
11/29	Missouri	(H)	73-66	W
12/3	Indiana	(A)	78-50	W
12/6	Alcorn State	(H)	78-50	W
12/16	UCF	(A)	70-58	W
12/19	UTSA#	(N)	65-60	W
12/20	DePaul#	(N)	60-75	L
12/21	Hawaii#	(N)	83-39	W
12/28	#1/1 Connecticut	(H)	59-78	L
12/30	Western Carolina	(H)	80-47	W
1/3	Temple	(H)	77-64	W
1/7	#19/19 Virginia*	(H)	68-50	W
1/10	Miami*	(A)	70-78	L
1/14	Clemson*	(A)	80-50	W
1/17	NC State*	(H)	74-71	W
1/21	Harvard	(H)	96-52	W
1/24	Boston College*	(H)	85-64	W
1/29	#7/7 Duke*	(A)	43-73	L
2/1	#13/15 North Carolina*	(A)	83-73	W
2/7	Wake Forest*	(H)	83-38	W
2/11	Clemson*	(H)	67-50	W
2/15	Georgia Tech*	(A)	69-59	W
2/18	Virginia Tech*	(H)	78-68	W
2/22	#18/18 Virginia*	(A)	59-58	W
2/25	Miami*	(H)	87-62	W
2/28	Maryland*	(A)	94-61	W
3/5	Boston College**	(N)	60-67	L
3/20	Louisiana Tech!	(N)	75-61	W
3/22	St. John's (OT)!	(N)	66-65	W
3/28	Mississippi State!	(N)	74-71	W
3/30	#1/1#1 Connecticut%	(N)	50-90	L

#Duel in the Desert (Las Vegas, Nev.)  
 \*ACC Games  
 \*\* ACC Tournament (Greensboro, NC)  
 !NCAA Tournament 1st and 2nd Rounds (Tallahassee, Fla.)  
 %NCAA Tournament (Dayton, Ohio)

## 2010-11 (24-8, 11-3 ACC)

11/12	Alabama State	(H)	89-39	W
11/15	Auburn	(A)	67-61	W
11/18	Colorado State	(H)	63-52	W
11/21	Vanderbilt	(H)	72-66	W

11/26	Alabama#	(N)	68-61	W
11/27	Arizona State#	(N)	65-55	W
12/1	#25 Michigan State	(H)	64-72	L
12/4	Western Carolina	(N)	68-48	W
12/12	Jacksonville State	(H)	87-39	W
12/15	UCF	(H)	69-51	W
12/18	Yale	(A)	85-91	L
#1/1 Connecticut	(A)	62-93	L	
Florida	(H)	74-72	W	
Stetson	(H)	92-44	W	
Missouri	(A)	75-43	W	
Virginia Tech*	(A)	79-48	W	
Virginia*	(H)	61-51	W	
#3/3 Duke*	(H)	70-87	L	
Clemson*	(A)	83-73	W	
#22/17 Miami*	(H)	66-59	W	
Boston College*	(A)	102-93	W	
NC State*	(A)	76-69	W	
#12/15 North Carolina*	(H)	75-84	L	
Virginia*	(A)	78-74	W	
Georgia Tech*	(H)	73-60	W	
Wake Forest*	(A)	82-79	W	
#17/6 Maryland*	(H)	72-66	W	
#14/12 Miami*	(A)	68-84	L	
Clemson*	(H)	67-50	W	
#19/19 North Carolina**	(N)	65-78	L	
3/20	Samford%	(N)	76-46	W
3/22	Georgia%	(N)	59-61	L

# Junkanoo Jam (Grand Bahama Island, Bahamas)  
 \*ACC Games  
 \*\* ACC Tournament (Greensboro, N.C.)  
 %NCAA Tournament 1st and 2nd Rounds (Auburn, Ala.)

## 2011-12 (14-17, 6-10 ACC)

11/11	USF (1)	(N)	62-49	W
11/12	Minnesota (1)	(N)	68-56	W
11/13	Arkansas (1)	(N)	52-55	L
11/17	Florida	(A)	58-72	L
11/21	Georgia State	(H)	94-74	W
11/25	#11/12 Louisville	(H)	76-85	L
11/27	Nebraska	(H)	63-66	L
11/30	#17/18 Ohio State (OT) (2)	(A)	75-78	L
12/4	Charlotte	(H)	64-62	W
12/10	Akron	(A)	90-64	W
12/19	Alabama A&M	(H)	86-41	W
12/22	#25/23 Vanderbilt	(A)	59-64	L
12/28	Yale	(H)	92-58	W
12/30	UCF	(A)	60-47	W
1/2	#5/5 Maryland*	(H)	70-91	L
1/5	Clemson*	(H)	59-47	W
1/8	Virginia Tech*	(A)	75-40	W
1/13	#7/6 Duke*	(A)	66-73	L
1/15	#13/11 Miami*	(H)	57-60	L
1/19	Boston College*	(A)	68-59	W
1/22	Georgia Tech*	(H)	55-79	L
1/27	NC State*	(A)	67-64	W
1/29	Virginia*	(A)	52-62	L
2/5	Virginia Tech*	(H)	78-60	W
2/9	Wake Forest*	(A)	55-65	L
2/12	#5/5 Duke*	(H)	57-67	L
2/15	North Carolina*	(H)	66-71	L
2/19	#6/6 Miami*	(A)	60-67	L
2/23	Clemson*	(A)	74-52	W
2/26	Virginia*	(H)	57-66	L
3/1	NC State**	(N)	71-74	L

1 WBI Tipoff Classic (Daytona Beach, Fla.)  
 2 Big Ten/ACC Challenge  
 \*ACC Games  
 \*\*ACC Tournament (Greensboro, N.C.)

## 2012-13 (23-10, 11-7 ACC)

11/11	Samford	(H)	77-42	W
11/15	Florida	(H)	98-67	W
11/18	Stetson	(H)	77-44	W
11/23	Eastern Kentucky (1)	(N)	90-51	W
11/24	#17 Vanderbilt (1)	(N)	73-59	W
11/28	Iowa (2)	(H)	83-69	W
12/2	Charlotte	(A)	70-54	W
12/8	#22 Nebraska	(A)	77-78	L
12/15	Grambling State	(H)	96-60	W
12/19	Mercer	(H)	94-42	W
12/22	UNC Greensboro	(A)	93-63	W
12/30	Boston College*	(H)	76-70	W
1/3	Georgia Tech*	(A)	85-78	W
1/6	#8 Maryland*	(A)	64-71	L
1/10	Wake Forest*	(H)	72-80	L
1/13	#24 Miami*	(H)	86-55	W
1/17	Boston College*	(A)	67-57	W
1/20	NC State*	(A)	82-74	W
1/25	Georgia Tech*	(H)	76-71	W
1/27	Virginia Tech*	(H)	70-56	W
1/31	#11 North Carolina*	(A)	62-72	L



# RADIO/TV INFORMATION

## 2013-14 FSU WOMEN'S BASKETBALL TV/ESPN3 SCHEDULE

DATE	OPPONENT	TIME	STATION
Nov. 8	UNC Greensboro	5:00 pm	ESPN3
Nov. 17	Prairie View A&M	6:00 pm	ESPN3
Nov. 29	Stetson	7:00 pm	ESPN3
Dec. 4	Michigan State	7:00 pm	ESPN3
Dec. 8	Jacksonville	2:00 pm	ESPN3
Dec. 16	North Florida	7:00 pm	ESPN3
Dec. 28	UT-Martin	2:00 pm	ESPN3
Jan. 12	North Carolina	1:00 pm	RSN
Jan. 23	Duke	7:00 pm	ESPN3
Jan. 26	Virginia Tech	2:00 pm	ESPN3
Feb. 6	Notre Dame	7:00 pm	ESPN3
Feb. 9	Boston College	1:00 pm	RSN
Feb. 16	Miami	2:00 pm	ESPN3
Feb. 20	at Maryland	8:30 pm	RSN
Feb. 23	at Clemson	2:00 pm	CSS
Feb. 27	Georgia Tech	7:00 pm	ESPN3
Mar. 2	Virginia	12:30 pm	ESPN3
Mar. 5-9	ACC Tournament	TBA	RSN-ESPN2

**WATCH ESPN**

### HOW DO I GET ESPN3?

In order to access ESPN3.com and the WatchESPN app and watch live-streaming events for FREE, you must have one of the following internet providers below:

- Comcast XFINITY
- Time Warner Cable
- Verizon FIOS
- Bright House Networks
- AT&T U-verse
- Charter
- Cox
- Midcontinent Communications
- Optimum
- BendBroadband

If you have one of the above internet providers, call your provider to inquire about getting a login and password to access ESPN3.com as well as the WatchESPN app.



## 2013-14 FSU WOMEN'S BASKETBALL ON THE RADIO AT WNLS-AM 1270



**JONATHAN SCHILLACE**



**MELISSA BRUNER**

Florida State fans can follow the Seminoles whether on the road or at home as WNLS-AM (1270) of Tallahassee will carry every FSU women's basketball game this season.

Every game will also be broadcast over the Internet by accessing [www.seminoles.com](http://www.seminoles.com), the official athletics website of Florida State University.

Jonathan Schillace is in his first season as the play-by-play broadcaster. However, Schillace is no stranger to the program; in 2011, he called preseason games and in 2012 called 10 home games as well as the San Juan Shootout in Puerto Rico. He is the co-host of the "Sue Semrau TV Show" and enters his first year as the coordinating producer for the Seminole IMG Sports Network football broadcasts, which includes football games and the Jimbo Fisher call-in show every Wednesday night throughout football season.

This year, Schillace was promoted to Assistant Director in the Digital Media Department. Schillace produces video content for the university's official athletics website, [seminoles.com](http://seminoles.com). He is the creative mind behind the wildly-popular "Schillace in Your Face" online videos. He is a recent graduate of Florida State University where he earned his undergraduate degree in business management in the spring of 2012 and a Master's in sport management in the summer of 2013.

In addition to providing play-by-play for the FSU women's basketball team, Schillace has also done color commentary for FSU baseball, play-by-play for FSU soccer, and ESPN3 play-by-play for Seminole softball.

Prior to his work with [seminoles.com](http://seminoles.com), Schillace was an anchor with WFSU, a reporter/producer with FSU Headlines and interned with WTSP, the CBS affiliate in the Tampa Bay area.

Joining Schillace will be color analyst Melissa Bruner. Bruner is the women's basketball Director of Basketball Operations and is in her seventh season providing radio and TV analysis for the Seminoles.







## 2013-2014 SCHEDULE

Nov. 3	Faulkner Univ. (Exh.)	Tallahassee, Fla.		2 p.m.	Jan. 12	North Carolina*	Tallahassee, Fla.	RSN	1 p.m.
Nov. 8	UNC-Greensboro	Tallahassee, Fla.	ESPN3	5 p.m.	Jan. 16	at NC State*	Raleigh, N.C.		7 p.m.
Nov. 13	at Cincinnati	Cincinnati, Ohio		7 p.m.	Jan. 19	at Virginia*	Charlottesville, Va.		2 p.m.
Nov. 17	Prairie View	Tallahassee, Fla.	ESPN3	6 p.m.	Jan. 23	Duke*	Tallahassee, Fla.	ESPN3	7 p.m.
Nov. 21	at Florida	Gainville, Fla.		5 p.m.	Jan. 26	Virginia Tech*	Tallahassee, Fla.	ESPN3	2 p.m.
Nov. 24	at Louisville	Louisville, Ky.		2 p.m.	Feb. 2	at Wake Forest*	Winston-Salem, N.C.		2 p.m.
Nov. 29	Stetson	Tallahassee, Fla.	ESPN3	7 p.m.	Feb. 6	Notre Dame*	Tallahassee, Fla.	ESPN3	7 p.m.
Dec. 1	at Miami (OH)	Oxford, Ohio		2 p.m.	Feb. 9	Boston College*	Tallahassee, Fla.	RSN	1 p.m.
Dec. 4	<sup>1</sup> Michigan State	Tallahassee, Fla.	ESPN3	7 p.m.	Feb. 13	at Syracuse*	Syracuse, N.Y.		7 p.m.
Dec. 8	Jacksonville	Tallahassee, Fla.	ESPN3	2 p.m.	Feb. 16	Miami*	Tallahassee, Fla.	ESPN3	2 p.m.
Dec. 16	North Florida	Tallahassee, Fla.	ESPN3	7 p.m.	Feb. 20	at Maryland*	College Park, Md.	RSN	8:30 p.m.
Dec. 20	<sup>2</sup> vs. Pacific	Long Beach, Calif.		10 p.m.	Feb. 23	at Clemson*	Clemson, S.C.	CSS	2 p.m.
Dec. 21	<sup>2</sup> vs. Richmond LBSC	Long Beach, Calif.		6 p.m. or 8 p.m.	Feb. 27	Georgia Tech*	Tallahassee, Fla.	ESPN3	7 p.m.
Dec. 28	UT-Martin	Tallahassee, Fla.	ESPN3	2 p.m.	Mar. 2	Virginia*	Tallahassee, Fla.	ESPNU	12:30 p.m.
Jan. 2	at Pittsburgh*	Pittsburgh, Pa.		7 p.m.	Mar. 5-9	<sup>3</sup> at ACC Tournament	Greensboro, N.C.	TBA	TBA
Jan. 9	at Miami*	Coral Gables, Fla.		7 p.m.					

All Times Eastern unless otherwise noted.

**Bold** indicates home game.

All home games will be played at the Donald L. Tucker Center on the FSU campus.

\* - Denotes Atlantic Coast Conference games.

<sup>1</sup> - Denotes Big Ten/ACC Challenge game.

<sup>2</sup> - FSU will play two games at the Long Beach Classic.

<sup>3</sup> - Denotes ACC Tournament at Greensboro Coliseum.

RSN - Regional Sports Network

(several regional cable networks throughout the ACC footprint)



FOR TICKETS, VISIT  
**SEMINOLES.COM**