



FEEL THE FIRE



2010-2011

FLORIDA STATE

WOMEN'S BASKETBALL

ALMANAC

FLORIDA STATE

TABLE OF CONTENTS

OUTLOOK

Quick Facts	4
Schedule	5
Season Preview	6
Opponent Information	7-12

STAFF

Head Coach Sue Semrau	14-15
Semrau's Record vs. Opponents	16
Semrau Year-by-Year	17
Associate Head Coach Cori Close	18-19
Assistant Coach Angie Johnson	20-21
Assistant Coach Lance White	22-23
Support Staff	24-26

PLAYERS

Christian Hunnicutt	28-29
Courtney Ward	30-31
Cierra Bravard	32-33
Chasity Clayton	34
Alexa Deluzio	35
Chelsea Davis	36
Leonor Rodriguez	37
Freshmen	38-39
Roster/Pronunciation Guide	40

09-10 REVIEW

Season Review	42
08-09 Statistics	73-46

HONORS

Schmauch Award	48
Pierce Award	49
Hall of Fame	50-51
Retired Numbers	52-53
All-Americans	54
National Teams	55
WNBA Connections	56
Conference Awards	57
Academic Awards	58
Letterwinners	59-60
Jersey Numbers	61

RECORDS

Postseason History	64-66
Conference History	67-68
vs. Ranked Opponents	69-70
Individual Records	71-72
Team Records	73
Miscellaneous Records	74
Year-by-Year Leaders	75-76
Coaching Records	77-78
Series Records	79-83
Year-by-Year Results	84-88

MEDIA INFO

Media Outlets	90
Seminole On The Air	91
Seminole On The Radio	92
Sports Information	93
Radio/TV Chart	94

The 2010-11 Florida State Women's Basketball Almanac has been designed to provide local, regional and national media with information about the FSU women's basketball student-athletes, coaches and support staff members as well as records and history. Unlike year's past in which there was a single "media guide" created for a variety of uses, this almanac is for the sole use of media members. More information regarding the women's basketball program can be found in the Virtual Guide at Seminole.com. Should you require additional assistance relating to the coverage of the 'Noles, please contact Brandon Mellor in the FSU Sports Information Office at (850) 644-1403. We appreciate your coverage and look forward to working with you this season.



COURTNEY WARD
Senior Point Guard
 2010 Second Team All-ACC
 FSU's All-Time Assists Leader

PREPARE 
FOR COMBAT

**DRIVE HARD TO THE HOOP,
SLOW DOWN FOR NO ONE**

LeBron James is wearing NIKE Pro Combat Hyperstrong Compression Basketball Top,
Hyperstrong Basketball V15 Short, Hyperstrong Elbow Sleeve and the NIKE Soldier IV shoes.



FLORIDA STATE

QUICK FACTS

GENERAL INFORMATION

Location Tallahassee, Fla.
 Founded 1851
 Enrollment 40,255
 Symbol Seminoles
 Colors Garnet (202C) and Gold (7403C)
 Home Court Donald L. Tucker Center
 Capacity 12,100
 Press Row Phone 850.224.8790
 Practice Court FSU Basketball Training Facility
 Affiliation NCAA Division I
 Conference Atlantic Coast (ACC)
 Division Atlantic
 President Dr. Eric J. Barron
 Athletics Director Randy Spetman
 Deputy Athletics Director/SWA Dr. Allison Rich

COACHING/SUPPORT STAFF

Head Coach Sue Semrau (UC-San Diego '85)
 Career Record/Years 234-166 (.586)/13
 Record at FSU/Years Same
 ACC Record 99-97 (.505)
 Associate Head Coach Cori Close, 7th Season
 (UC-Santa Barbara '93)
 Assistant Coach Lance White, 8th Season
 (Texas Tech '96)
 Assistant Coach Angie Johnson, 13th Season
 (Louisville '91)
 Director of Operations Melissa Bruner
 Video Coordinator Tyler Cleverly
 Graduate Assistant Coach Jamey Givens
 Graduate Assistant Coach Ke'Sha Blanton
 Athletic Trainer Cheryl Pfeil
 Strength and Conditioning Coach Dave Plettl
 Equipment Manager Erik Casto
 Graduate Assistant Equipment Manager Shelby Heffernan

SPORTS INFORMATION

Women's Basketball Contact Brandon Mellor
 E-mail Address bmellor@fsu.edu
 Office Phone 850.645.7683
 Cell Phone 850.695.3317
 Fax 850.644.3820
 Website www.seminoles.com
 Mailing Address 403 Stadium Dr. W.
 Tallahassee, Fla. 32316

2010-11 PERSONNEL

Starters Returning/Lost 2/3
 Letterwinners Returning/Lost 7/4
 Newcomers 4
 Key Returners Courtney Ward (G) 10.9 ppg, 5.7 apg
 Alexa Deluzio (G) 8.5 ppg, 41% 3FG
 Chasity Clayton (F) 8.1 ppg, 5.3 rpg
 Cierra Bravard (F) 7.2 ppg, 4.6 rpg
 Christian Hunnicutt (G) 4.4 ppg, 1.8 apg
 Key Losses Jacinta Monroe (F) 13.1 ppg, 7.4 rpg
 Alysha Harvin (G) 10.9 ppg, 3.4 rpg
 Angel Gray (G) 6.2 ppg, 48% 3FG
 Newcomers Olivia Bresnahan (5-11, G) Fenelton, Pa.
 Lauren Coleman (6-0, F) Lawrenceville, Ga.
 Natasha Howard (6-3, F) Toledo, Ohio
 Tay'ler Mingo (5-7, G) South Euclid, Ohio

2009-10 RESULTS

Overall Record 29-6
 ACC Record/Place 12-2/T-1st
 Home 15-1
 Away 9-2
 Neutral 5-3
 Postseason NCAA Elite Eight
 Number of Weeks Ranked 21
 Final Ranking 9th (ESPN/USA Today Coaches Poll)
 11th (Associated Press Poll)

PROGRAM HISTORY

First Year of Basketball 1973-74
 All-Time Overall Record 551-515 (.516)
 All-Time ACC Record 121-171 (.414)
 NCAA Tournament Appearances 10
 Last NCAA Tournament Appearance 2010
 Result 1st Round, Defeated Louisiana Tech 75-61
 2nd Round, defeated Mississippi State 74-71
 3rd Round, Lost to Connecticut 77-64
 Years in WNIT 3 (1982, 2003, 2004)
 Record 4-3

RADIO BROADCAST

Station WNLS NewsRadio AM (1270)
 www.seminoles.com
 Play-by-Play Ryan Pency (8th Season)
 Color Analyst Melissa Bruner (4th season)

FLORIDA STATE

2010-11 SCHEDULE

Date	Day	Opponent	TV	Time
Oct. 24	Sunday	Alabama-Huntsville (exhibition)		3 p.m.
Nov. 12	Friday	Alabama State		6 p.m.
Nov. 15	Monday	at Auburn		7 p.m.
Nov. 18	Thursday	Colorado State		7 p.m.
Nov. 21	Sunday	Vanderbilt		2 p.m.
<i>JUNKANOO JAM (Grand Bahama Island, Bahamas)</i>				
Nov. 26	Friday	Alabama		8 p.m.
Nov. 27	Saturday	Arizona State or Providence		TBA
<i>ACC/BIG TEN CHALLENGE (Tallahassee, Fla.)</i>				
Dec. 1	Wednesday	Michigan State		7 p.m.
Dec. 4	Saturday	at Western Carolina		2 p.m.
Dec. 12	Sunday	Jacksonville State	FSFL	2 p.m.
Dec. 15	Wednesday	Central Florida		6 p.m.
Dec. 18	Saturday	at Yale		7 p.m.
Dec. 21	Tuesday	at Connecticut	ESPNU	7 p.m.
Dec. 28	Tuesday	Florida		7 p.m.
Dec. 30	Thursday	Stetson		7 p.m.
Jan. 2	Sunday	at Missouri		3 p.m.
Jan. 6	Thursday	at Virginia Tech*		7 p.m.
Jan. 9	Sunday	Virginia*	FSFL	3 p.m.
Jan. 14	Friday	Duke*	RSN	6:30 p.m.
Jan. 20	Thursday	at Clemson*		7 p.m.
Jan. 24	Monday	Miami*	RSN	7 p.m.
Jan. 27	Thursday	at Boston College*		7 p.m.
Jan. 30	Sunday	at NC State*	RSN	1 p.m.
Feb. 2	Wednesday	North Carolina*	SUN	7 p.m.
Feb. 7	Monday	at Virginia*	RSN	7 p.m.
Feb. 11	Friday	Georgia Tech*	RSN	6:30 p.m.
Feb. 17	Thursday	at Wake Forest*		7 p.m.
Feb. 20	Sunday	Maryland*	ESPN2	3 p.m.
Feb. 24	Thursday	at Miami*		7 p.m.
Feb. 27	Sunday	Clemson*		2 p.m.
March 3-6	ACC Women's Basketball Tournament, Greensboro, NC			

-*denotes Atlantic Coast Conference games
 -all times listed are Eastern
 -all home games take place at the Donald L. Tucker Center

FLORIDA STATE

SEASON PREVIEW

BUILDING OFF 2009-10

Florida State finished with a 29-6 record last season in a year that saw the Seminoles reach the Elite Eight for the first time in program history. FSU earned an Atlantic Coast Conference regular-season co-championship for the second season in a row in 2009-10.

THE RETURNING PLAYERS

Florida State returns several players that were vital contributors to last season's Elite Eight squad. Point guard Courtney Ward returns for her final season in the garnet and gold after a junior year in which she earned Second Team All-ACC honors and became the program's all-time assists leader. Also returning in the backcourt are senior Christian Hunnicutt, redshirt sophomore Alexa Deluzio and sophomore Leonor Rodriguez. Junior forward Cierra Bravard returns to the middle where she will help with the loss of star Jacinta Monroe to graduation. Joining Bravard at forward are returners Chelsea Davis and Chasity Clayton, who earned All-ACC Freshman Team honors last season.

THE NEW PLAYERS

Florida State coaches signed what could be considered the greatest recruiting class in school history. Forward Natasha Howard is the most highly regarded recruit in program history as she was labeled the No. 2 prospect in the nation last year. Joining her are other highly-touted prospects: guards Tay'ler Mingo and Olivia Bresnahan and forward Lauren Coleman.

HEAD COACH SUE SEMRAU

Head coach Sue Semrau begins her 14th season in Tallahassee as the leader of the women's basketball program. Semrau enters this season as the all-time winningest coach in FSU history and has earned three conference coach of the year honors during her tenure. She has now directed a program that has advanced to the NCAA Tournament for a school-record six-consecutive seasons. Semrau was rewarded for her hard work with a contract extension during the summer months of 2010.

NEW YEAR, NEW OFFENSE

Looking to leap over that next proverbial hurdle, Florida State coaches elected in the offseason to develop a new offensive identity this season. In 2010-11, the Seminoles are now geared up to be a more wide-open, running style of squad. That means allowing the plethora of stellar athletes dotting the roster the opportunity to outhustle, outwork and outrun opponents this year. Said Coach Semrau: "We're going to have a team with a strong primary break. We have a lot of great athletes across the board and we're going to allow them to use their speed to get out into transition."

THE SCHEDULE

Featuring a schedule that includes eight opponents that went to the NCAA Tournament last year, the Seminoles' must navigate a challenging non-conference calendar highlighted by a rematch with defending national champion Connecticut on Dec. 21 before kicking off the Atlantic Coast Conference slate on Jan. 6 at Virginia Tech.

FSU's non-conference road schedule has them traveling to Auburn, Western Carolina, Yale and Missouri in addition to the game against the Huskies. The 'Noles will also play in a Bahamas tournament in late November against Alabama and either Arizona State or Providence. FSU gets non-conference home games against Alabama State, Colorado State, Vanderbilt, Jacksonville State, UCF, Florida, Stetson and Michigan State for the ACC/Big Ten Challenge.

As for conference play, the Seminoles will be defending their back-to-back regular-season co-ACC championships with league contests on the road at Virginia Tech, Clemson, Boston College, NC State, Virginia, Wake Forest and Miami. The Cavaliers, Hurricanes, Tigers, Duke, North Carolina, Maryland and Georgia Tech all come play at the Donald L. Tucker Center.

Said Coach Semrau: "Each year we focus on doing everything that we can to prepare ourselves for success in the ACC and the postseason. That starts with developing a competitive and strong non-conference schedule to begin the year. We have done that this season."

FLORIDA STATE

OPPONENTS



ALABAMA STATE
Nov. 12, 2010
Tallahassee, Fla.

QUICK FACTS
Location: Montgomery, Ala.
Founded: 1867
Nickname: Hornets
Enrollment: 7,400
Colors: Old Gold and Black
Conference: Southwestern Athletic
Arena/Capacity: Dunn-Oliver Acadome/7,400
Series with FSU: Tied at 2-2

BASKETBALL FACTS
Head Coach: Freda Freeman-Jackson (ASU, '84)
Record at School/Years: 192-161/12
Career Record/Years: 192-161/12
Assistant Coaches: Clayton Harris, Yvette McDaniel, Adria Harris

SPORTS INFORMATION
Basketball Contact: La Tonia Thirston
Email: lathirston@alasu.edu
Website: www.bamastatesports.com

TEAM INFORMATION
2009-10 Record: 13-17
Conference Record: 8-10
Starters Returning/Lost: 2/3
Letterwinners Returning/Lost: 11/5



AUBURN
Nov. 15, 2010
Auburn, Ala.

QUICK FACTS
Location: Auburn, Ala.
Founded: 1856
Nickname: Tigers
Enrollment: 24,602
Colors: Burnt Orange and Navy Blue
Conference: Southeastern
Arena/Capacity: Auburn Arena/9,600
Series with FSU: Auburn leads 9-2

BASKETBALL FACTS
Head Coach: Nell Fortner (Texas, '82)
Record at School/Years: 116-73/6
Career Record/Years: 133-84/7
Assistant Coaches: Kerry Cremeans, Mark Simons, TBA

SPORTS INFORMATION
Basketball Contact: Matt Crouch
Email Address: mcrouch@auburn.edu
Website: www.auburntigers.com

TEAM INFORMATION
2009-10 Record: 15-16
Conference Record: 5-11
Starters Returning/Lost: 4/1
Letterwinners Returning/Lost: 9/2



COLORADO STATE
Nov. 18, 2010
Tallahassee, Fla.

QUICK FACTS
Location: Fort Collins, Colo.
Founded: 1870
Nickname: Rams
Enrollment: 25,413
Colors: Green and Gold
Conference: Mountain West Conference
Arena/Capacity: Moby Arena/8,745
Series with FSU: Florida State leads 1-0

BASKETBALL FACTS
Head Coach: Kristen Holt (Ohio, '93)
Record at School/Years: 22-37/2
Career Record/Years: 43-53/3
Assistant Coaches: Dick Lien, Taylor Steven

SPORTS INFORMATION
Basketball Contact: Danielle Marshall
Email: danielle.marshall@colostate.edu
Website: www.csurams.com

TEAM INFORMATION
2009-10 Record: 13-17
Conference Record: 5-11
Starters Returning/Lost: 4/1
Letterwinners Returning/Lost: 8/1



VANDERBILT
Nov. 21, 2010
Tallahassee, Fla.

QUICK FACTS
Location: Nashville, Tenn.
Founded: 1873
Nickname: Commodores
Enrollment: 6,738
Colors: Black and Gold
Conference: Southeastern
Arena/Capacity: Memorial Gymnasium/14,168
Series with FSU: First Meeting

BASKETBALL FACTS
Head Coach: Melanie Balcomb (Trenton State, '84)
Record at School/Years: 195-72/8
Career Record/Years: 385-176/17
Assistant Coaches: Vicky Picott, Kim Rosamond, Tom Garrick

SPORTS INFORMATION
Basketball Contact: Ryan Schulz
Email: ryan.schulz@vanderbilt.edu
Website: www.vucommodores.com

TEAM INFORMATION
2009-10 Record: 23-11
Conference Record: 9-7
Starters Returning/Lost: 4/1
Letterwinners Returning/Lost: 8/4

FLORIDA STATE

OPPONENTS



ALABAMA

Nov. 26, 2010

Junkanoo Jam

Grand Bahama Island, Bahamas

QUICK FACTS
 Location: Tuscaloosa, Ala.
 Founded: 1831
 Nickname: Crimson Tide
 Enrollment: 30,232
 Colors: Crimson and White
 Conference: Southeastern
 Arena/Capacity: Coleman Coliseum/15,316
 Series with FSU: Alabama leads 5-4

BASKETBALL FACTS

Head Coach: Wendell Hudson (Alabama, '73)
 Record at School/Years: 25-35/3
 Career Record/Years: 25-35/3
 Assistant Coaches: Ty Evans, Leah Drury, Robert Mosley

SPORTS INFORMATION

Basketball Contact: Jessica Pare
 Email: jpare@ia.ua.edu
 Website: www.rolltide.com

TEAM INFORMATION

2009-10 Record: 12-17
 Conference Record: 4-12
 Starters Returning/Lost: 4/1
 Letterwinners Returning/Lost: 8/4



ARIZONA STATE

Nov. 27, 2010

Junkanoo Jam

Grand Bahama Island, Bahamas

*FSU will play either Providence or Arizona State on this date

QUICK FACTS
 Location: Tempe, Ariz.
 Founded: 1885
 Nickname: Sun Devils
 Enrollment: 67,082
 Colors: Maroon and Gold
 Conference: Pac-10
 Arena/Capacity: Wells Fargo Arena/14,141
 Series with FSU: Arizona State leads 2-0

BASKETBALL FACTS

Head Coach: Charli Turner Thorne
 (Stanford '88)
 Record at School/Years: 269-168/14
 Career Record/Years: 309-208/16
 Assistant Coaches: Meg Sanders, Joseph Anders

SPORTS INFORMATION

Basketball Contact: Steve Rodriguez
 Email: steve.rodriguez@asu.edu
 Website: www.thesundevils.com

TEAM INFORMATION

2009-10 Record: 18-14
 Conference Record/Finish: 9-9
 Starters Returning/Lost: 4/2
 Letterwinners Returning/Lost: 10/4



PROVIDENCE

Nov. 27, 2010

Junkanoo Jam

Grand Bahama Island, Bahamas

*FSU will play either Providence or Arizona State on this date

QUICK FACTS
 Location: Providence, R.I.
 Founded: 1917
 Nickname: Friars
 Enrollment: 3,938
 Colors: Black, White and Silver
 Conference: Big East
 Arena/Capacity: Alumni Hall/2,620
 Dunkin' Donuts Center/12,993
 Series with FSU: First Meeting

BASKETBALL FACTS

Head Coach: Phil Seymore (Canisius '89)
 Record at School/Years: 62-87/6
 Career Record/Years: 62-87/6
 Assistant Coaches: Jonath Nicholas, Shauna Green, Morra Gill

SPORTS INFORMATION

Basketball Contact: Jennifer Ryneason
 Email: jrynears@providence.edu
 Website: www.friars.com

TEAM INFORMATION

2009-10 Record: 19-15
 Conference Record: 7-9
 Starters Returning/ Lost: 2/3
 Letterwinners Returning/Lost: 7/4



MICHIGAN STATE

Dec. 1, 2010

Tallahassee, Fla.

QUICK FACTS
 Location: East Lansing, Mich.
 Founded: 1855
 Nickname: Spartans
 Enrollment: 47,100
 Colors: Green and White
 Conference: Big Ten
 Arena/Capacity: Breslin Center/14,759
 Series with FSU: Michigan State leads 1-0

BASKETBALL FACTS

Head Coach: Suzy Merchant
 (Central Michigan, '91)
 Record at School/Years: 68-35/3
 Career Record/Years: 269-155/15
 Assistant Coaches: Shane Clippell, Tempie Brown, Terry Smith

SPORTS INFORMATION

Basketball Contact: Jim Donatelli
 Email: jdonatelli@ath.msu.edu
 Website: www.msuspartans.com

TEAM INFORMATION

2009-10 Record: 23-10
 Conference Record: 12-6
 Starters Returning/Lost: 3/2
 Letterwinners Returning/Lost: 9/5



FLORIDA STATE

OPPONENTS



WESTERN CAROLINA
Dec. 4, 2010
Cullowhee, NC

QUICK FACTS

Location: Cullowhee, NC
 Founded: 1889
 Nickname: Catamounts
 Enrollment: 9,500
 Colors: Purple and Gold
 Conference: Southern
 Arena/Capacity: Ramsey Center/7,826
 Series with FSU: Florida State leads 3-0

BASKETBALL FACTS

Head Coach: Karren Middleton
 (South Carolina, '91)
 Record at School/Years: 7-23/1
 Career Record/Years: 7-23/1
 Assistant Coaches: Tre'ka McMillian,
 Jonelle Streed, Hillary Beck

SPORTS INFORMATION

Basketball Contact: Denise Gideon
 Email Address: dgideon@email.wcu.edu
 Website: www.catamountsports.com

TEAM INFORMATION

2009-10 Record: 7-23
 Conference Record: 6-14
 Starters Returning/Lost: 2/3
 Letterwinners Returning/Lost: 5/7



JACKSONVILLE STATE
Dec. 12, 2010
Tallahassee, Fla.

QUICK FACTS

Location: Jacksonville, Ala.
 Founded: 1883
 Nickname: Gamecocks
 Enrollment: 9,061
 Colors: Red and White
 Conference: Ohio Valley
 Arena/Capacity: Pete Matthews Coliseum/
 5,500
 Series with FSU: First Meeting

BASKETBALL FACTS

Head Coach: Annette Watts
 East Tennessee State, '81)
 Record at School/Years: First Season
 Career Record/Years: 144-121/10
 Assistant Coaches: Dee Bell, Matt Couvillion,
 Shaneka Bates

SPORTS INFORMATION

Basketball Contact: Tony Schmidt
 Email Address: aschmidt@jsu.edu
 Website: www.jsugamecocksports.com

TEAM INFORMATION

2009-10 Record: 9-20
 Conference Record: 6-12
 Starters Returning/Lost: 5/1
 Letterwinners Returning/Lost: 8/4



UCF
Dec. 15, 2010
Tallahassee, Fla.

QUICK FACTS

Location: Orlando, Fla.
 Founded: 1963
 Nickname: Knights
 Enrollment: 56,100
 Colors: Black and Gold
 Conference: Conference USA
 Arena/Capacity: UCF Arena/10,000
 Series with FSU: Florida State leads 14-2

BASKETBALL FACTS

Head Coach: Joi Williams
 Record at School/Years: 38-53/3
 Career Record/Years: 91-114/7
 Assistant Coaches: Greg Brown,
 Courtney Locke, Richard Fortune

SPORTS INFORMATION

Basketball Contact: Pat Salvas
 Email Address: psalvas@athletics.ucf.edu
 Website: www.ucfathletics.com

TEAM INFORMATION

2009-10 Record: 11-16
 Conference Record: 7-9
 Starters Returning/Lost: 5/0
 Letterwinners Returning/Lost: 9/3



YALE
Dec. 18, 2010
New Haven, Conn.

QUICK FACTS

Location: New Haven, Conn.
 Founded: 1701
 Nickname: Bulldogs
 Enrollment: 10,300
 Colors: Yale Blue and White
 Conference: Ivy League
 Arena/Capacity: John J. Lee Amphitheater/
 2,532
 Series with FSU: First Meeting

BASKETBALL FACTS

Head Coach: Chris Gobrecht
 (Southern California, '77)
 Record at School/Years: 48-90/5
 Career Record/Years: 473-401/30
 Assistant Coaches: Allison Guth,
 Queen Smith, Amy Sokaitis

SPORTS INFORMATION

Basketball Contact: John Erickson, Jr.
 Email Address: jericksonjr@yale.edu
 Website: www.yalebulldogs.com

TEAM INFORMATION

2008-09 Record: 13-15
 Conference Record: 8-6
 Starters Returning/Lost: 4/2
 Letterwinners Returning/Lost: 7/3

FLORIDA STATE

OPPONENTS



CONNECTICUT
Dec. 21, 2010
Storrs, Conn.

QUICK FACTS
Location: Storrs, Conn.
Founded: 1881
Nickname: Huskies
Enrollment: 28,481
Colors: Navy and White
Conference: Big East
Arena/Capacity: Gampel Pavilion/10,167
XL Center/16,294
Series with FSU: Connecticut leads 6-0

BASKETBALL FACTS
Head Coach: Geno Auriemma (West Chester, '81)
Record at School/Years: 735-122/25
Career Record/Years: 735-122/25
Assistant Coaches: Chris Dailey, Shea Ralph, Marisa Mosely

SPORTS INFORMATION
Basketball Contact: Pat McKenna
Email Address: patrick.mckenna@uconn.edu
Website: www.uconnhuskies.com

TEAM INFORMATION
2009-10 Record: 39-0
Conference Record: 16-0
Starters Returning/ Lost: 6/5
Letterwinners Returning/Lost: 3/2

*2009-10 NCAA National Champions



FLORIDA
Dec. 28, 2010
Tallahassee, Fla.

QUICK FACTS
Location: Gainesville, Fla.
Founded: 1853
Nickname: Gators
Enrollment: 48,419
Colors: Orange and Blue
Conference: Southeastern
Arena/Capacity: Stephen C. O'Connell Center/12,000
Series with FSU: Florida leads 41-9

BASKETBALL FACTS
Head Coach: Amanda Butler (Florida, '95)
Record at School/Years: 58-39/3
Career Record /Years: 98-61/5
Assistant Coaches: Brenda Mock Kirkpatrick, David Lowery

SPORTS INFORMATION
Basketball Contact: Cathy Kafazzo
Email Address: kathyc@gators.uaa.ufl.edu
Website: www.gatorzone.com

TEAM INFORMATION
2009-10 Record: 15-17
Conference Record: 7-9
Starters Returning/ Lost: 2/3
Letterwinners Returning/Lost: 6/8



STETSON
Dec. 30, 2010
Tallahassee, Fla.

QUICK FACTS
Location: Deland, Fla.
Founded: 1883
Nickname: Hatters
Enrollment: 2,390
Colors: Hunter Green and White
Conference: Atlantic Sun
Arena/Capacity: Edmonds Center/4,000
Series with FSU: Florida State leads 13-4

BASKETBALL FACTS
Head Coach: Lynn Bria (Charleston, '90)
Record at School/Years: 14-46/2
Career Record/Years: 167-259/15
Assistant Coaches: Shanelle Stires, Mallory Mann, Andrea Peterson

SPORTS INFORMATION
Basketball Contact: Jesse Cazakoff
Email Address: jcazakoff@stetson.edu
Website: www.gohatters.com

TEAM INFORMATION
2009-10 Record: 6-24
Conference Record: 6-14
Starters Returning/Lost: 2/3
Letterwinners Returning/Lost: 5/1



MISSOURI
Jan. 2, 2011
Columbia, Mo.

QUICK FACTS
Location: Columbia, Mo.
Founded: 1839
Nickname: Tigers
Enrollment: 31,314
Colors: Old Gold and Black
Conference: Big 12
Arena/Capacity: Mizzou Arena/ 15,061
Series with FSU: Missouri leads 2-1

BASKETBALL FACTS
Head Coach: Robin Pingeton (St. Ambrose, '90)
Record at School/Years: First Season
Career Record/Years: 338-157/15
Assistant Coaches: Randy Norton, Jenny Putnam

SPORTS INFORMATION
Basketball Contact: Kate Lakin
Email Address: lakinke@missouri.edu
Website: www.mutigers.com

TEAM INFORMATION
2009-10 Record: 12-18
Conference Record: 2-14
Starters Returning/Lost: 2/3
Letterwinners Returning/Lost: 10/4

FLORIDA STATE

OPPONENTS




VIRGINIA TECH
Jan. 6, 2011
Blacksburg, Va.

QUICK FACTS
Location: Blacksburg, Va.
Founded: 1872
Nickname: Hokies
Enrollment: 31,000
Colors: Chicago Maroon and Burnt Orange
Conference: Atlantic Coast
Arena/Capacity: Cassell Coliseum/9,847
Series with FSU: Florida State leads 16-9

BASKETBALL FACTS
Head Coach: Beth Dunkenberger
Record at School/Years: 99-85/7
Career Record/Years: 164-135/11
Assistant Coaches: Shellie Greenman, Stacy Cantley, Angela Crosby

SPORTS INFORMATION
Basketball Contact: Torye Hurst
Email Address: tohurst@vt.edu
Website: www.hokiesports.com

TEAM INFORMATION
2009-10 Record: 15-15
Conference Record: 4-10
Starters Returning/Lost: 3/2
Letterwinners Returning/Lost: 10/3



VIRGINIA
Jan. 9, 2011
Tallahassee, Fla.

Feb. 7, 2011
Charlottesville, Va.

QUICK FACTS
Location: Charlottesville, Va.
Founded: 1819
Nickname: Cavaliers
Enrollment: 21,057
Colors: Navy and Orange
Conference: Atlantic Coast
Arena/Capacity: John Paul Jones Arena/14,593
Series with FSU: Virginia leads 30-11

BASKETBALL FACTS
Head Coach: Debbie Ryan (Ursinus, '75)
Record at School/Years: 720-308/33
Career Record/Years: 720-308/33
Assistant Coaches: Tim Taylor, Wendy Palmer, Erin Bath

SPORTS INFORMATION
Basketball Contact: Amy Mulligan
Email Address: am2ae@virginia.edu
Website: www.virginiaspports.com

TEAM INFORMATION
2009-10 Record: 21-10
Conference Record: 9-5
Starters Returning/Lost: 5/1
Letterwinners Returning/Lost: 10/1




DUKE
Jan. 3, 2010
Tallahassee, Fla.

QUICK FACTS
Location: Durham, NC
Founded: 1838
Nickname: Blue Devils
Enrollment: 6,400
Colors: Royal Blue and White
Conference: Atlantic Coast
Arena/Capacity: Cameron Indoor Stadium/9,314
Series with FSU: Duke leads 30-8

BASKETBALL FACTS
Head Coach: Joanne P. McCallie (Northwestern, '87)
Record at School/Years: 8-22/3
Career Record/Years: 398-170/18
Assistant Coaches: Al Brown, Samantha Williams, Trisha Stafford-Odom

SPORTS INFORMATION
Basketball Contact: Lindy Brown
Email Address: lbrown@duaa.duke.edu
Website: www.goduke.com

TEAM INFORMATION
2009-10 Record: 30-6
Conference Record: 12-2
Starters Returning/Lost: 3/2
Letterwinners Returning/Lost: 6/5



CLEMSON
Jan. 7, 2010
Tallahassee, Fla.

Feb. 22, 2010
Clemson, SC

QUICK FACTS
Location: Clemson, SC
Founded: 1889
Nickname: Lady Tigers
Enrollment: 18,312
Colors: Burnt Orange and Northwest Purple
Conference: Atlantic Coast
Arena/Capacity: Littlejohn Coliseum/9,850
Series with FSU: Clemson leads 24-14

BASKETBALL FACTS
Head Coach: Itoro Coleman (Clemson, '00)
Record at School/Years: First Season
Career Record/Years: First Season
Assistant Coaches: Yolett McPhee-McCuin, Chris Long, Karleen Thompson

SPORTS INFORMATION
Basketball Contact: Jeff Kallin
Email Address: kallin@clemson.edu
Website: www.clemsonigers.cstv.com

TEAM INFORMATION
2009-10 Record: 13-18
Conference Record: 4-10
Starters Returning/Lost: 1/4
Letterwinners Returning/Lost: 9/6

FLORIDA STATE

OPPONENTS



MIAMI

Jan. 24, 2011

Tallahassee, Fla.

Feb. 24, 2011

Coral Gables, Fla.

QUICK FACTS

Location: Coral Gables, Fla.
 Founded: 1925
 Nickname: Hurricanes
 Enrollment: 15,323
 Colors: Orange, Green and White
 Conference: Atlantic Coast
 Arena/Capacity: BankUnited Center/7,000
 Series with FSU: Florida State leads 28-7

BASKETBALL FACTS

Head Coach: Katie Meier (Duke, '90)
 Record at School/Years: 50-70/4
 Career Record/Years: 126-115/8
 Assistant Coaches: Darrick Gibbs, Lonnette Hall, Carolyn Kieger

SPORTS INFORMATION

Basketball Contact: Scott Zavitz
 Email Address: szavitz@miami.edu
 Website: www.hurricanesports.com

TEAM INFORMATION

2009-10 Record: 13-17
 Conference Record: 2-12
 Starters Returning/Lost: 3/2
 Letterwinners Returning/Lost: 7/7



BOSTON COLLEGE

Jan. 27, 2011

Chestnut Hill, Mass.

QUICK FACTS

Location: Chestnut Hill, Mass.
 Founded: 1863
 Nickname: Eagles
 Enrollment: 14,500
 Colors: Maroon and Gold
 Conference: Atlantic Coast
 Arena/Capacity: Silvio O. Conte Forum/8,606
 Series with FSU: Florida State leads 6-1

BASKETBALL FACTS

Head Coach: Sylvia Crawley
 (North Carolina, '94)
 Record at School/Years: 78-52/4
 Career Record/Years: 40-27/2
 Assistant Coaches: Stephanie Lawrence, Yelton, Greg Lanier, Angelita Forte

SPORTS INFORMATION

Basketball Contact: Stephanie Tunera
 Email Address: tunerra@bc.edu
 Website: www.bceagles.com

TEAM INFORMATION

2009-10 Record: 17-15
 Conference Record/Finish: 6-8
 Starters Returning/Lost: 4/6
 Letterwinners Returning/Lost: 3/2



NC STATE

Jan. 30, 2011

Raleigh, NC

QUICK FACTS

Location: Raleigh, N.C.
 Founded: 1887
 Nickname: Wolfpack
 Enrollment: 32,782
 Colors: Red and White
 Conference: Atlantic Coast
 Arena/Capacity: Reynolds Coliseum/8,560
 Series with FSU: NC State leads 24-9

BASKETBALL FACTS


Head Coach: Kellie Harper
 Record at School/Years: First Year
 Career Record/Years: 97-65/5
 Assistant Coaches: Stephanie McCormick, Jon Harper, Richard Barron

SPORTS INFORMATION

Basketball Contact: Mark Kimmel
 Email Address: mark_kimmel@ncsu.edu
 Website: www.gopack.com

TEAM INFORMATION

2009-10 Record: 13-17
 Conference Record: 5-9
 Starters Returning/Lost: 4/1
 Letterwinners Returning/Lost: 10/2



NORTH CAROLINA

Feb. 2, 2011

Tallahassee, Fla.

QUICK FACTS

Location: Chapel Hill, NC
 Founded: 1789
 Nickname: Carolina Blue and White
 Enrollment: 17,895
 Colors: Crimson, Black and White
 Conference: Atlantic Coast
 Arena/Capacity: Carmichael Arena/6,822
 Series with FSU: North Carolina leads 27-9

BASKETBALL FACTS

Head Coach: Sylvia Hatchell
 (Carson-Newman, '74)
 Record at School/Years: 559-214/24
 Career Record/Years: 831-294/35
 Assistant Coaches: Andrew Calder, Tracey Williams-Johnson, Charlotte Smith

SPORTS INFORMATION

Basketball Contact: Bobby Hundley
 Email Address: bhundley@unca.unc.edu
 Website: www.tarheelblue.com

TEAM INFORMATION

2009-10 Record: 19-12
 Conference Record: 6-8
 Starters Returning/Lost: 5/0
 Letterwinners Returning/Lost: 10/4

FLORIDA STATE



2010-11 WOMEN'S BASKETBALL ALMANAC: STAFF

STAFF

FLORIDA STATE COACHING STAFF



SUE SEMRAU

HEAD COACH
14th Season
(UC-San Diego, '85)

She may be the winningest coach in Florida State women's basketball history, but one doesn't have to look at Sue Semrau's career record to know that she has built a successful and nationally-relevant program the right way.

Now in her 14th year at FSU, Semrau has earned a reputation as a coach that not only keeps her team in the national rankings by leading her players to victory but also one that helps foster the personal and professional growth of the student-athletes that don the garnet and gold women's basketball uniform.

The 2009-10 season served as the

perfect example of just how strong the Seminoles have become. After inking arguably the most highly-touted women's basketball recruiting class in school history - one that included the highest-ranked recruit ever - Semrau's Seminoles proceeded to capture their second consecutive regular-season ACC co-championship and made it all the way to the Elite Eight for the first time as a program-best No. 3 seed. Along the way, FSU set the school record for most wins in a season with 29, most conference triumphs ever with 12 and highest national ranking ever at No. 9.

After the season was complete, star forward Jacinta Monroe then traveled to New Jersey where she was taken sixth overall in the 2010 WNBA Draft by the Washington Mystics; a draft slot that was the highest ever for an FSU women's basketball player. The selection of Monroe marked the eighth Seminole in Semrau's tenure to be drafted into the WNBA.

Now six years in a row and counting in the NCAA Tournament, Semrau's Seminoles have won at least 20 ballgames in five of the last six seasons. Last year also saw Semrau coach barefoot for the second season in a row in observance of Samaritan's Feet, a non-profit organization that provides shoes to those in need throughout the world.

An accomplished public speaker and philanthropist, Semrau's personality and coaching style has been embraced

by all who have come in contact with her. She has won the hearts of the Florida State media, fans and -- most importantly -- the student-athletes.

Semrau's commitment to community service has also been a priority for the program. The Seminoles have performed a variety of services throughout the Tallahassee area and have been known to extend a helping hand when on the road, making visits to the Boys and Girls Club at the Coalition for the Homeless in Orlando and elementary schools in Harlem, West Chester and Wadsworth, Ohio and Martinsville, Ind., as well as the Duke Hospital in Durham, N.C.

Prior to coming to Florida State, Semrau served three years as an assistant coach and recruiting coordinator at the University of Wisconsin under Jane Albright. While in Madison, she contributed to the Badgers' three-straight winning seasons and two NCAA Tournament appearances, including the program's first ever back-to-back 20-win seasons. Semrau was also noted for her recruiting efforts at Wisconsin with a 1995 recruiting class that ranked eighth in the country by Blue Star Index. Semrau first joined Albright at Northern Illinois in 1991 where she assisted in leading NIU to three consecutive NCAA tournament appearances.

Prior to her hiring at Northern Illinois, Semrau served as head women's basketball coach and assistant athletic

FLORIDA STATE COACHING STAFF

director at Occidental College in Los Angeles for four years where she compiled a 51-47 overall record. She also coached soccer for two seasons and was responsible for the administrative duties of fundraising and promotions at the Division III institution. At Occidental, Semrau was a member of the NCAA regional selection committee and chaired the Southern California Intercollegiate Athletic Conference for women's basketball.

Semrau also worked as the public relations and promotions director for the L.A. Heat professional soccer team from 1986-87, and the public relations director for the Seattle Storm soccer team in the previous year.

A native of Seattle, Wash., Semrau is a graduate of Shorecrest High School. She went on to attend the University of Puget Sound for two years. Semrau transferred to the University of California-San Diego in 1984 where she finished her career ranking 13th all-time in scoring and fourth all-time in assists. She graduated in 1985 with a Bachelor's Degree in communications and received her Master's Degree in athletic administration from Southern Cal in 1988.

Semrau currently serves on the Board of Directors for the WBCA.

GET TO "NOLE" COACH SUE

EDUCATION:

- University of California-San Diego, 1985
Bachelor's degree in communications
- University of Southern California, 1988
Master's degree in athletic administration

COACHING EXPERIENCE:

- Occidental College, 1987-90
Head Coach/Assistant Athletic Director
- Northern Illinois University, 1990-93
Assistant Coach/Recruiting Coordinator
- University of Wisconsin, 1994-97
Assistant Coach/Recruiting Coordinator
- Florida State University, 1997-present
Head Coach

PLAYING EXPERIENCE:

- University of Puget Sound, 1982-83
- University of California-San Diego, 1984-85



FLORIDA STATE

COACHING STAFF



SEMRAU VS. ALL OPPONENTS

Akron	1-0	Florida Gulf Coast	2-0	Murray State	1-0
Alabama-Birmingham	2-0	Florida International	3-2	New Orleans	1-0
Alabama State	2-0	Fordham	5-0	UNC-Asheville	1-0
Alcorn State	1-0	Georgia	0-3	North Carolina	3416
Arizona State	0-1	Georgia Southern	1-0	North Carolina A&T	1-0
Auburn	1-3	Georgia State	2-0	NC State	6715
Austin Peay	1-0	Georgia Tech	13-9	Northern Arizona	0-1
Boston College	6-1	Harvard	2-0	Northern Colorado	1-0
Cal State Fullerton	1-0	Hawaii	1-0	North Florida	3-0
Charleston Southern	1-0	High Point	1-0	Oakland	2-1
Charlotte	1-0	Hofstra	1-0	Ohio State	1-0
Chattanooga	0-2	Indiana	3-0	Oklahoma State	0-1
Chicago State	2-0	IUPUI	1-0	Old Dominion	1-0
Clemson	15-12	Iowa State	0-1	Penn State	1-0
Colgate	1-0	Jacksonville	2-0	Pepperdine	0-1
College of Charleston	1-0	Lipscomb	2-0	Richmond	1-1
Connecticut	0-6	Long Beach State	1-0	Samford	1-0
Coppin State	1-0	LSU	1-3	San Francisco	0-1
Dayton	1-0	Louisiana Tech	2-2	Savannah State	1-0
DePaul	0-2	Louisville	1-0	St. Francis (NY)	1-0
Duke	3-23	Loyola-Chicago	1-0	St. Joseph's	1-0
Duquesne	0-1	Maryland	11-11	St. John's	2-0
East Carolina	1-0	Mercer	3-0	St. Mary's	1-0
East Tennessee State	1-0	Miami	10-2	South Alabama	1-0
Eastern Kentucky	1-0	Miami (OH)	1-0	South Florida	4-1
Fairfield	1-0	Mississippi	1-0	Southeast Missouri State	2-0
Fairleigh Dickinson	1-0	Mississippi State	2-1	Stanford	1-1
Florida	5-10	Missouri	1-0	Stetson	2-0
Florida Atlantic	2-0	Missouri State	0-1	UCF	7-1
Florida A&M	2-0	Montana	1-1	UT-Arlington	1-0
				UT-San Antonio	1-0
				TCU	1-0
				Temple	2-0
				Texas A&M	1-1
				Towson State	1-0
				Troy	1-0
				Tulane	1-0
				Tulsa	3-1
				Valparaiso	0-1
				Virginia	11-16
				Virginia Tech	7-1
				Wake Forest	18-4
				Washington	0-3
				Western Carolina	3-0
				UW-Milwaukee	1-0
				Wright State	1-0
				Xavier	1-2

SEMRAU YEAR-BY-YEAR

Season	Overall Record	ACC Record (Place)	Postseason
1997-98	9-18	5-11 (7th)	
1998-99	7-20	2-14 (9th)	
1999-00	12-17	4-12 (8th)	
2000-01	19-12	9-7 (4th)	NCAA Second Round
2001-02	13-15	4-12 (9th)	
2002-03	17-13	8-8 (4th)	WNIT Second Round
2003-04	15-15	7-9 (5th)	WNIT Second Round
2004-05	24-8	9-5 (4th)	NCAA Second Round
2005-06	20-10	10-4 (4th)	NCAA Second Round
2006-07	24-10	10-4 (4th)	NCAA Sweet 16
2007-08	19-14	7-7 (5th)	NCAA Second Round
2008-09	26-8	12-2 (T-1st)	NCAA Second Round
2009-10	29-6	12-2 (T-1st)	NCAA Elite Eight
Totals	234-166 (.586)	99-97 (.505)	Nine Postseason Appearances

FLORIDA STATE COACHING STAFF

SEMRAU THROUGH THE YEARS

1997-98

SUE SEMRAU is hired as Florida State's head coach — the program's third new coach in three years. The program is coming off of a 5-22 season, including a winless season in ACC play at 0-16. In her first season at the helm of the program, Sue Semrau leads Florida State to its most victories since 1992-93 (9-18) and its best ACC record (5-11) and finish since 1992-93, including its largest victory by margin over an ACC opponent (88-53 over Georgia Tech). Latavia Coleman was named Second Team All-ACC while Brooke Wyckoff was named to the ACC All-Freshman Team.

1998-99

THE SEMINOLES were 5-5 when leading scorer Latavia Coleman was lost for the season with a torn ACL and the team won just two more games the rest of the season and finished 7-20. Sue Semrau and her staff signed the No. 8 ranked recruiting class in the nation. Brooke Wyckoff was named Third Team All-ACC while April Traylor was named to the ACC All-Freshman Team.

1999-00

SUE SEMRAU LED FSU to a 12-18 record while the Seminoles played 12 games against NCAA Tournament teams and eight nationally-ranked teams. The Seminoles were competitive as seven of the team's ACC losses were by five points or less. FSU won its first round game at the ACC Tournament with a 65-60 victory over Maryland marking the first time the Seminoles had won a game in the actual tournament. Latavia Coleman scored 31 points in that game and became the first Seminole since 1993 to earn ACC Tournament First Team honors. For the season, Coleman was named Second Team All-ACC, Brooke Wyckoff was named Third Team All-ACC and to the All-Defensive Team while April Traylor earned Honorable Mention honors. Coleman became the first Seminole to be drafted to the WNBA as a third round selection and the 48th pick overall.

2000-01

IN SUE SEMRAU'S fourth year, she led Florida State to the program's best season in a decade. What a year it was and it started early as the Seminoles practiced 10 days in August before embarking on a 10-day European adventure to France and Switzerland where they played four games and won them by an average of 47 points. The Seminoles went on to record the program's most wins (19-12) in 10 years, advanced to the NCAA Tournament for the first time since the 1990-91 season and had their first winning season since 1991-92. FSU's 9-7 ACC record was the program's best record and finish (tied for 3rd) in league play. FSU finished ranked No. 25 nationally, the program's first national ranking since 1991. Semrau was named ACC Coach of the Year. Brooke Wyckoff was named a First Team All-ACC selection and was the first FSU player since 1992-93 to garner such status. She also earned ACC All-Defensive Team honors for the second straight season. Levys Torres and April Traylor were named Third Team All-ACC. Wyckoff was selected in the second round as the 26th overall pick in the WNBA Draft while Torres was a third round selection (37th pick).

2001-02

THE SEMINOLES once again played some of the nation's toughest opponents with five games against Top 10 opponents, 11 games total against Top 25 teams and 12 games against NCAA Tournament teams. Six of FSU's losses (13-15) were by four points or less. Tashaika Morris earned Third Team All-ACC honors. April Traylor was Honorable Mention All-ACC while Genesis Choice was named to the ACC All-Freshman Team.

2002-03

FLORIDA STATE made its second post-season tournament appearance in three years, playing in the WNIT and advancing to the second round. Sue Semrau guided the Seminoles to another winning season (17-13), the second in three years, and to a fourth-place finish in the ACC, which was rated No. 2 among 32 conferences in RPI rankings. Tashaika Morris earned Second Team All-ACC honors while Ganiyat Adeduntan garnered Honorable Mention ACC All-Freshman Team honors.

2003-04

DESPITE THE LOSS of starter LaQuinta Neely just six games

into the season, Sue Semrau led the Seminoles to another WNIT appearance, marking the third postseason tournament appearance in four years and to a 15-15 record. Tashaika (Morris) Allen was named Second Team All-ACC while rookie Shante Williams earned Honorable Mention All-ACC honors and All-Freshman Team accolades.

2004-05

THE FLORIDA STATE women's basketball program suffered a tragedy with the sudden death of rising sophomore RONALDA PIERCE in June 2004. Sue Semrau provided the strength and leadership to pull her team through the devastation and introduced Phase Two of the program which was about personal responsibility, selflessness and a championship mentality. The Seminoles flourished in the new system and established the best start in school history (12-0) on their way to the program's first 20-win season (24-8) since 1990-91. With a second round appearance in the NCAA Tournament, FSU made its third straight postseason tournament appearance and fourth in a five-year stretch. FSU spent five weeks nationally-ranked and earned its first Associated Press ranking since 1991. Semrau, who guided FSU to another fourth-place ACC finish, was recognized with her second ACC Coach of the Year award while Roneeka Hodges became the third Seminole to earn First Team All-ACC honors. Ganiyat Adeduntan and Alicia Gladden earned Honorable Mention All-ACC recognition while Gladden was also named to the ACC All-Defensive Team. Hodges earned Kodak Region All-American honors, was a WBCA All Star and became FSU's highest WNBA Draft pick as the first player called in the second round and the 15th pick overall.

2005-06

FOLLOWING A 10-DAY tour of Italy in August in which the Seminoles went 4-0 and averaged 97.8 points per game while holding opponents to 47.8 points per game, FSU continued the success it enjoyed in 2004-05. For just the second time in program history, and first since 1990 and 1991, Florida State participated in back-to-back NCAA Tournaments as Sue Semrau guided the Seminoles to a 20-10 and a second round NCAA Tourney appearance. The Seminoles also enjoyed back-to-back 20-win seasons for just the second time in program history. The Seminoles earned their most ACC wins with a 10-4 record and another fourth-place finish. Semrau became FSU women's basketball's winningest coach by victories. Alicia Gladden earned Third Team All-ACC honors and was named to the ACC All-Defensive Team for the second straight season. Britany Miller garnered ACC All-Freshman Team honors. FSU had a lot to celebrate with the Class of 2006. The first class to lead FSU to seven or more ACC victories in four consecutive seasons, this group led the team to a record fourth-straight postseason appearance and averaged 19 wins per season which is the most in the Semrau era and second most in FSU history.

2006-07

THE 10TH SEASON under Sue Semrau couldn't have been any sweeter as her 2006-07 squad made school history. A 68-61 victory over Stanford in the second round of the NCAA Tournament sent the Seminoles to their first NCAA Tournament Sweet 16. Florida State had its magical run cut short 55-43 by LSU in the semifinals of the Fresno Regional. The Seminoles ended the season with a 24-10 record to mark the first time in school history that the program put together three-straight 20-win seasons and went to the NCAA Tournament three years in a row. Florida State cracked the top 20 of the final USA Today/Coaches Poll as its No. 19 ranking is the highest end-of-year ranking and matched the highest rating ever at any point in the season. Senior Alicia Gladden finished her career as the Seminoles' all-time leader in steals at 275 swipes on her way to her second Third-Team All-ACC selection. Rookie forward Jacinta Monroe swatted 63 balls — the third-highest total in school history — to earn her a spot on the ACC All-Freshman team. Within the league ranks, Florida State matched a program-best by finish the league ledger at 10-4.

2007-08

GOOD TIMES continued to roll along for the Florida State women's basketball program as Sue Semrau led the Noles to their fourth consecutive trip to the NCAA Tournament where they won a first round game for the fourth consecutive season. The Seminoles

downed nationally-ranked Ohio State by a score of 60-49 in Des Moines, Iowa to move Semrau to a perfect 5-0 in the NCAA First Round games. FSU had an All-ACC Honorable Mention pick in Tanae Davis-Cain as well as an All-ACC Academic selection in Mara Freshour while also picking up ESPN The Magazine Academic All-District honors as well. The Seminoles began the season ranked 19th in the country and went up to a program-best No. 18 during the course of the campaign. Semrau led the Seminoles to a 7-7 mark in the ACC, which placed them in a tie for fifth place in the league. Those seven victories gave Semrau a total of 75 ACC triumphs for her career, which is the eighth-best mark in the history of the league. In addition, senior Shante Williams broke the school record for career assists with 451, after putting together three seasons in which she tallied at least 100 dishes. Semrau continued to lead FSU to in-state dominance as the Seminoles won 12 consecutive games against rivals from the Sunshine State, topped by a thrilling 50-49 victory over Miami during the final week of the regular season. Florida State was one of the top three-point shooting teams in the conference and dropped in a school-record 182 three-pointers, besting the old mark by 16. In addition to being prolific, the Seminoles were accurate from behind the arc, hitting 35.7 percent, which is the best rate since the 1988-89 squad set the record of 43.4 percent the year the three-point line was instituted. Setting the record was a team effort as seven players made at least one three pointers and five hit at least 10 three balls during the season.

2008-09

THE SEMINOLES returned to the tournament for a fifth consecutive time and turned in one of the best seasons in school history. Sue Semrau led her squad to a 26-8 record. Sue Semrau earned her third career ACC Coach of the Year honor for her performance on the bench as she once again helped lead the Seminoles to new heights. The Seminoles earned their highest NCAA Tournament seed in Seminole annals as well when they earned the third seed in the Trenton Regional. Seniors Mara Freshour and Tanae Davis-Cain wrapped up their impressive careers in 08-09 as the duo went out on top with one of the finest seasons for the Seminole program. Freshour and Davis-Cain each earned ACC All-Tournament Second Team honors for their roles in helping Florida State to the second round of the ACC Tournament. The Seminoles were road warriors in 08-09 as they posted a perfect 10-0 record on the road, including a 7-0 mark in the ACC which helped propel them to a share of the regular season title with Maryland. Jacinta Monroe set a new school single-season blocks record with 84 and became FSU's all-time blocks leader with 225 in just three years. Monroe would be honored by the ACC when she was named to the All-ACC All-Defensive teams for her efforts on the defensive end of the floor. Also earning plaids for the Seminoles was freshman Cierra Bravard who turned in a stellar opening campaign en route to being named to the ACC All-Freshman team. In addition to Monroe's defensive honors she was also named to the All-ACC Second Team, while Mara Freshour and Tanae Davis-Cain each earned third team honors. The Seminoles advanced to the second round of the NCAA Tournament for the seventh consecutive time.

2009-10

FLORIDA STATE followed up its fantastic 2008-09 season with an even better year in 2009-10. When the year had finished, head coach Sue Semrau was able to look back on it as not just the best season in her career but in the history of the program. The Seminoles earned the second-straight regular-season ACC co-championship and advanced to the Big Dance for the sixth consecutive season. Tallahassee served as the host site for the Dayton Regional and FSU promptly dispatched St. John's and Louisiana Tech to advance to the Sweet 16. In Dayton, Semrau's Seminoles took down Mississippi State to earn an Elite Eight berth for the first time ever. Florida State finished the season with a school-record 29 wins to go along with just six losses. The team finished 12-2 in the very difficult ACC for the second year in a row and had two players - Courtney Ward (second team) and Jacinta Monroe (first team) - earn All-Conference accolades. After the season, Semrau's star pupil, Monroe, was selected sixth overall in the WNBA Draft by the Washington Mystics, which is the highest draft slot ever for an FSU women's basketball player.

FLORIDA STATE COACHING STAFF



CORI CLOSE

ASSOCIATE HEAD COACH

7th Season
(UC-Santa Barbara, '93)

One of the best offensive minds in the country, Cori Close joined the Florida State women's basketball staff in May of 2004 and has been helping guide a nationally-prominent program ever since then.

As associate head coach, Close has fine-tuned the Seminoles' offense into one based on consistency and production. One area that has seen a dramatic improvement is the point guard position as FSU's floor leaders have dished out over 2,000 assists the past six seasons since Close's arrival. During the 2009-10 season, Courtney Ward posted a school-record 198 assists; shattering

the previous school-high of 180.

A more efficient offense has allowed for more open shots and a higher shooting percentage. Florida State has shot at least .418 from the field the last six seasons. Behind the three-point line the Seminoles have shot .308 or better five years in a row.

Last season, FSU was deadly from behind the arc as the team drained a school-record 212 triples while making 38 percent of the shots from that distance.

As offensive coordinator, Close is responsible for developing the offensive schemes that best suit FSU's personnel. Her ability to prepare information and disseminate it to the players has been a perfect recipe for success. In addition to her coaching responsibilities, Close is instrumental in recruiting while also working closely with the FSU athletics marketing department in their efforts to promote the program.

Close moved cross-country to Florida to join the FSU program after she had spent nine seasons at UC-Santa Barbara, including three years as associate head coach. A demanding, detail-oriented and offensive-minded coach, she has proved to be the perfect complement to head coach Sue Semrau and her staff. While at UC-Santa Barbara, Close had the opportunity to expand her knowledge with a wide variety of responsibilities throughout her tenure. Some of

her duties included overseeing the skill development of the players, on-court offensive coaching, recruiting and scheduling for the program. Under Close's coordination, UCSB's non-conference slate turned into one of the nation's most challenging each year.

As UCSB's player development coordinator, Close significantly contributed to the mentoring, nurturing and motivating of the student-athletes which led to such achievements as a 98 percent graduation rate, seven WNBA players, 15 professional players overseas, 12 Big West Conference MVPs, nine district All-Americans and one national second team All-American. Close was also responsible for all offensive tactics, offensive instruction and game-time decisions leading to eight NCAA appearances, including three second round appearances and a trip to the Sweet 16, one NIT championship and 10 Big West regular season or tournament championships. Close also helped UCSB achieve three Top 10 recruiting classes.

Close was also instrumental in fostering support and increasing revenue for the UCSB basketball program. She developed and implemented a comprehensive marketing plan, designed fundraising initiatives, coordinated speaking, community service and radio/television appearances and created the Fastbreakers booster program. Her efforts resulted in a substantial attendance increase, which made UCSB women's basketball

FLORIDA STATE COACHING STAFF

the largest revenue-producing program in the department of athletics.

As a player, Close was a four-year starting point guard and captained Santa Barbara's two NCAA Tournament teams in 1992 and 1993, leading both to the second round. The Milpitas, Calif. native was an All-Big West first team selection and the MVP of the conference tournament in 1993. The first player in UC-Santa Barbara history to record more than 1,000 points and 500 assists in a career, Close ranked among the top 10 in seven Gauchos career statistical categories.

Close graduated from UCSB in 1993 after majoring in sociology and was the re-

ipient of UCSB's Distinguished Senior Award. She was a member of the UCLA Bruins' coaching staff for two seasons (1993-95) while earning a Master's Degree in educational administration from UCLA. On April 30, 2005, Close was inducted into the UCSB Athletics Hall of Fame.



GET TO "NOLE" COACH CLOSE

EDUCATION:

- University of California-Santa Barbara, 1993 Bachelor's degree in sociology
- University of California-Los Angeles, 1995 Master's degree in educational administration

COACHING EXPERIENCE:

- University of California-Los Angeles, 1993-95 Assistant Coach
- University of California-Santa Barbara, 1996-2004 Assistant Coach (1996-2001) Associate Head Coach (2001-04)
- Florida State University, 2004-present Associate Head Coach/Recruiting Coordinator

PLAYING EXPERIENCE:

- University of California-Santa Barbara, 1990-93
- First Team All-Big West Conference
- BWC Tournament MVP



FLORIDA STATE

COACHING STAFF



ANGIE JOHNSON

ASSISTANT COACH

14th Season
(Louisville, '93)

One of the most important jobs in Florida State women's basketball program lies squarely on the shoulders of assistant coach Angie Johnson, whose "get it done" personality has made her the perfect person to head up the Seminoles' recruiting efforts.

Johnson's work over her 14-year tenure has brought helped bring some of the best talent in the country to Tallahassee. And perhaps no year has that been more apparent than 2010 when she helped ink arguably the greatest recruiting class in FSU women's basketball history. Not only did the Seminoles sign two ESPNU 100 prospects in Tay'ler

Mingo and Olivia Bresnahan, but the program also got a commitment from the nation's No. 2 prospect, Natasha Howard. Johnson and the rest of the coaching staff also signed Georgia athlete Lauren Coleman.

As FSU's recruiting coordinator, Johnson organizes all correspondence with prospective student-athletes, coordinates recruiting visits and travel and scours the country evaluating talent and finding those student-athletes who best fit the Seminole program. The last five seasons have seen some of the most fruitful recruitment in school history as in each of those seasons the 'Noles have signed at least two players in the top 100 nationally.

Another aspect of the team that has flourished under Johnson's watch is the Seminoles' work in the classroom. Over the years, she has worked closely with Florida State's athletic academic support staff in monitoring the academic progress of the Seminoles.

Over the past several seasons, FSU women's basketball has carved its place as one of the most successful ACC schools in the classroom. Since its inception in 1998, Florida State has had 25 members on the All-ACC Academic Women's Basketball Team. In addition, since 1998, FSU has had 67 ACC Academic Honor Roll selections, which also leads the conference. In 2007-08 and again in 2008-09 Mara Freshour earned Academic All-ACC honors as

well as ESPN The Magazine Academic All-District plaudits.

During her tenure at FSU, Johnson has worked closely with the women's basketball support club, the Hoop Troop, had oversight of the team managers and has also assisted with the design and ordering of equipment. She is also active with the Seminole Girls Basketball Camps each summer.

Johnson, like head coach Semrau, came to Florida State in 1997 from the University of Wisconsin, where she served as the Badgers' assistant for three years. Some of her responsibilities at UW included opponent scouting, coordinating video exchange and arranging student-athletes community service. Johnson helped coach and recruit a pair of players who made it to the WNBA, two All-Americans and four All-Big Ten selections.

In her final season at UW, she also served as the team's academic liaison. Johnson was also active with the BadgerBall Booster Club, the Jane's Gem kids club and was co-director of the BadgerBall Girls Hoops Camp for two summers.

Prior to joining the Badger staff, Johnson was the assistant basketball coach at Paul G. Blazer High School in her hometown of Ashland, Ky. She was a four-year letter winner at the University of Louisville from 1987-91. A 6-0 center, she ranked among the U of L top

FLORIDA STATE COACHING STAFF

10 in career rebounds (621) and games played (120). Johnson, who earned her degree in biology, was the recipient of

the Ed Kallay Senior Award in 1991 and was a Woodford R. Porter Scholar.



**GET TO "NOLE"
COACH "J"**

EDUCATION:

- University of Louisville, 1991
Bachelor's degree in biology

COACHING EXPERIENCE:

- Paul G Blazer High School, 1991-94
Assistant Coach
- University of Wisconsin, 1994-97
Assistant Coach
- Florida State University, 1997-present
Assistant Coach

PLAYING EXPERIENCE:

- University of Louisville, 1987-91



FLORIDA STATE COACHING STAFF



LANCE WHITE

ASSISTANT COACH

8th Season
(Texas Tech, '96)

Considered by head coach Sue Semrau to be one of the rising stars of the coaching profession when she hired him in June of 2003, Lance White has helped Florida State rise to new heights and has brought an energy to the program over the course of his eight-year tenure in Tallahassee.

As defensive coordinator, White facilitates all aspects of the team's defensive efforts, including teaching, reviewing and implementing the defensive philosophy for the program. Additional responsibilities include recruiting, film and opponent breakdown and assisting with camps each summer. He also works

closely with associate head coach Cori Close on individual skill development.

Florida State has experienced two of its greatest defensive seasons under White's tutelage the past two years as the team set a school record during the 2008-09 campaign by limiting opponents to 61.1 points per game. The Seminoles then broke that record in 2009-10 with a season that saw them hold opponents to just 60.8 points per contest.

White was well prepared when he arrived at Florida State. He came from Texas Tech where he spent 10 seasons, including seven years as an assistant coach, with the Lady Raiders' top-10 program.

Some of White's responsibilities at Texas Tech included individual workouts, scouting reports, perimeter and post player development and all aspects of recruiting, including mail correspondence and recruiting visits. White also served as the academic liaison for the women's basketball team, directing study hall and monitoring academic progress while also handling player relations.

During White's time in Lubbock, Texas Tech won three Big XII championships and advanced to seven-straight NCAA Tournaments, including five Sweet Sixteen and two Elite Eight appearances. He was a student assistant on Tech's 1993 National Championship team and a graduate assistant coach for two seasons before being elevated to a full-time

coach.


While in Lubbock, Texas, White worked with some of the best players the game has ever seen. Among the players he influenced were National Player of the Year and three-time WNBA Player of the Year Sheryl Swoopes and also Plenette Pierson, who was named 2007 WNBA Sixth Woman of the Year.

A 1996 graduate of Texas Tech, White earned his Bachelor's Degree in exercise and sports science. He went on to receive a Master's Degree in sports administration in August of 1998. He attended Lubbock Christian University for three semesters before transferring to Texas Tech in January of 1993. As a high school athlete in Spur, he was a three-time All-District selection, two-time All-Region, and two-time third team all-state choice in basketball. His high school basketball and football teams advanced to the regional round both his junior and senior years. As a basketball player, he was listed in the Spalding Top 100 basketball players in 1991.

White is an NCAA certified recruiter and member of the Women's Basketball Coaches Association. He is married to the former Melanie Smith, who is a professor at Florida A&M University. The Whites are the proud parents of Quentin and Vivian.

FLORIDA STATE

COACHING STAFF



GET TO "NOLE" COACH WHITE

EDUCATION:

- Texas Tech University, 1996
Bachelor's degree in exercise and sports science
- Texas Tech University, 1998
Master's degree in sports administration

COACHING EXPERIENCE:

- Texas Tech University, 1996-2003
Graduate Assistant (1996-98)
Assistant Coach (1998-2003)
- Florida State University, 2003-present
Assistant Coach



FLORIDA STATE

SUPPORT STAFF



MELISSA BRUNER

DIRECTOR OF BASKETBALL OPERATIONS
5th Season
(Coe College, '94)

In order to ensure that everything is running smoothly away from the basketball court, Florida State needs a "coach" behind the scenes. Now in her fifth season with the FSU women's basketball program, Melissa Bruner has the daunting task of keeping everyone on the same page as Director of Basketball Operations.

In her role, Bruner has a wide range of responsibilities in all facets of the program. She coordinates all areas of team travel and is also in charge of facility usage and management of all practices and games.

She assists head coach Sue Semrau with scheduling and serves as the program's liaison with the athletics department's administration. Bruner oversees the equipment operations for the program and assists with the Seminole girls' summer camps.

In addition to her administrative duties with the program, Bruner is also in her fourth season working as the color analyst for the radio broadcast of all FSU women's basketball games.

Bruner came to Florida State after serving four seasons as Assistant Athletics Director and head women's basketball coach at Coe College in Cedar Rapids, Iowa. The Kohawks reached the IIAC Tournament all four years of her tenure and advanced to the quarterfinals in her final season.

Bruner's players earned six all-conference honors. Bruner and Semrau previously worked together for two seasons at the University of Wisconsin-Madison while Semrau was an assistant coach.

Bruner was Director of Women's Basketball Operations for the Badgers for seven years where she assisted in public relations, team travel and practice arrangements. Prior to her duties at Wisconsin, Bruner earned a Master's Degree in physical education, with a concentration in athletic administration, from Ohio University in June of 1995. She received her business administration and accounting degree with a minor in physical education from Coe College

in 1994.

As a Kohawk, Bruner earned Academic All-Midwest Conference honors in softball, basketball, tennis and volleyball. In recognition for her athletic and academic achievements, she was named a national GTE Academic All-American her senior year of college.

GET TO "NOLE" MELISSA

EDUCATION:

- Coe College, 1994
Bachelor's degree in business administration and accounting
- Ohio University, 1995
Master's degree in physical education

COACHING EXPERIENCE:

- University of Wisconsin, 1995-2002
Director of Basketball Operations
- Coe College, 2002-06
Head Coach/Assistant Athletic Director
- Florida State University, 2006-present
Director of Basketball Operations

PLAYING EXPERIENCE:

- Coe College, 1990-94



FLORIDA STATE

SUPPORT STAFF



TYLER CLEVERLY
VIDEOGRAPHER
 4th Season
 (Ball State, '06)



JAMEY GIVENS
GRADUATE ASSISTANT
 2nd Season
 (Florida State, '08)



KE'SHA BLANTON
GRADUATE ASSISTANT
 1st Season
 (Toledo, '10)



CHERYL PFEIL
ASSISTANT ATHLETIC TRAINER
 5th Season
 (Florida State, '01)




DAVE PLETTL
ASSISTANT STRENGTH & CONDITIONING COACH
 11th Season
 (Colorado, '01)



JOANNA REITZ
DIRECTOR OF RECRUITING OPS.
 4th Season
 (Covenant, '06)

FLORIDA STATE

SUPPORT STAFF



CHRIS RETTKOWSKI
Facilities, Basketball
Training Center



WENDY BYERS
Business Office



CANDACE FRIEDRICH
Assistant Director of
Marketing



JUSTIN SLATON
Marketing Assistant



JOHN NEISER
Director of Technical Ops.



ERICK CASTO
Equipment Manager



ROBIN QUEEN
Assistant Director for
Ticket Sales



**LISA SALGADO-
NAPOLEON**
Academics Coordinator




LAUREL TOMKO
Marketing Assistant
Director



**LINDA
GODDARD**
Administrative Support
Assistant

Not Pictured Student Trainers: Caitlin Terry and Tracy Sweat; Graduate Assistant Equipment Manager: Shelby Heffernan; Graduate Video Assistant: Brad Hamlyn; Team Managers: Josh Petersen, Stanley Wakefield, Casey Clayton, Kevin LaBrecque, Stephanie Schultz, Brianna Evans and Aleeka Robinson.

EXECUTIVE ADMINISTRATIVE STAFF



**DR. ERIC J.
BARRON**
President



**RANDY
SPETMAN**
Athletics Director



**MONK
BONASORTE**
Senior Associate Athletics
Director




ALLISON RICH
Senior Associate Athletics
Director/Sport Oversight



KEVIN TERRY
Senior Associate Athletics
Director

FLORIDA STATE



PLAYERS

2010-11 WOMEN'S BASKETBALL ALMANAC: PLAYERS

FLORIDA STATE

SENIORS



5



CHRISTIAN HUNNICUTT

5-10 • G • Sr.
Jonesboro, Ga.
(Landmark Christian)

2009-10 Season: Saw her statistical production greatly increase during the 2009-10 season... Played in all 35 games and saw her minutes per game increase from 13.3 to a team sixth-best 20.7... Finished eighth on the team in scoring average at 4.5 ppg, fourth in total steals with 32, and fourth in total assists with 63... Her 1.5 assist-to-turnover ratio ranked first on the team... Converted over 70 percent of her shots from the free-throw line and made 31 percent of her 3-point attempts... Scored in double figures on five different occasions... Set several new career highs with 15 points in the victory at Maryland, four steals in the win against Stetson, eight

assists in the win against Western Carolina and two blocks in three different games (Stetson, Western Carolina and Louisiana Tech)... Converted a career-best six field goals in the home victory against Miami... Set a career-high with 34 minutes played in the loss at Miami... Had a terrific performance in the victory at North Carolina with 10 points, seven assists, three rebounds and two steals... Scored six points, dished out three assists, pulled down five rebounds, and matched a career-high in blocks with two in the NCAA Tournament win against Louisiana Tech... Matched another career high for free throws attempted and made by converting all four shots from the charity stripe in the win against Louisiana Tech in the NCAA Tournament... Named to both the ACC All-Academic Team and ACC Academic Honor Roll at season's end.

2008-09 Season: Played in 33 of FSU's 34 games with eight starts as a sophomore... Averaged 13.3 minutes per game for the season... Scored four points while going 2-for-2 from the free-throw line and grabbed a rebound in the ACC Tournament loss to Duke... Had two points in the loss to Virginia... Scored eight points and went 2-of-2 from the free-throw line in the win at Miami... Hit a big 3-pointer in the second half of the BC game to help the Seminoles go on an 11-0 run and take control of the game... Had five points and three rebounds in the BC victory... scored two points while playing only three minutes in the win against No. 3

Duke... Grabbed three rebounds in the NC State win... Played just four minutes each in the wins over No. 3 Texas A&M and No. 8 UNC... Led the team with five assists in the UW loss... Grabbed eight rebounds to go with her three points in the Northern Colorado win... Had a season-high 11 points, just one shy of her career-high, in the win over Murray State... Shot a team-leading 84 percent from the free-throw line... Had a career-high nine rebounds in the SEMO victory... Dished out a career-high six assists in the SEMO game... Finished fifth on the team with 35 assists... Recorded five or more rebounds in four games... scored in 21 games.

2007-08 Season: Made her first collegiate start against Wake Forest... Scored four points and had four rebounds and two assists in 30 minutes... Originally set nearly all of her collegiate highs in the win over Alabama State... Scored 10 points and grabbed five rebounds in 25 minutes... Posted a career-high 12 points on 5-of-6 shooting against Samford... Also nailed a pair of 3-pointers and grabbed five rebounds in 31 minutes... Grabbed a personal-best eight rebounds and three steals in the win over Miami... Recorded a career-high four assists at No. 4 Maryland... Played 30 minutes in the win over UAB... Had a block and two assists versus the Blazers... Hit 4-of-5 from the field, including a 3-pointer... Scored 11 points in 25 minutes at No. 3 North Carolina... Snagged seven rebounds in the win over NC State... Had a block in the final minute

FLORIDA STATE

SENIORS

that helped seal the victory... Had four rebounds in a season-high 33 minutes vs. No. 11 LSU... Produced eight points - including 3-of-3 shooting from the free throw line - at Georgia Tech... Scored seven points in her first collegiate game at Florida Gulf Coast... Grabbed four rebounds and scored five points at No. 12 Duke.

High School: Two-time GACA 5A-A First-Team All-State selection... Averaged 20.1 points, 7.5 rebound, 3.7 steals and 2.8 assists per game her

senior season... Played in the Georgia High School Association All-Star game... Heritage Bank Classic Tournament MVP... Atlanta Tip Off Club Southwest Metro Player of the Month... two-year team MVP... Helped Landmark Christian to the Region 5-A Championship... Averaged 21.2 points per game, 8.8 rebounds per game and 3.2 steals per game as a junior... Coached by Jim Waller at Landmark.

Personal: Born February 16, 1989... Majoring in undergraduate studies.



HUNNICUTT'S CAREER STATISTICS

YEAR	G-GS	MPG	FGM-FGA	PCT	3FG-3FGA	PCT	FTM-FTA	PCT	REB-AVG	PF-DQ	AS	TO	BK	ST	PTS-AVG
2007-08	30-7	18.0	35-104	.337	10-30	.333	17-32	.531	78-2.6	38-0	18	29	7	14	97-3.2
2008-09	33-8	13.3	30-109	.275	2-11	.182	26-31	.839	64-1.9	41-0	35	30	5	17	88-2.7
2009-10	35-0	20.7	58-146	.397	11-35	.314	29-41	.707	94-2.7	48-1	63	42	12	32	156-4.5
Career	98-15	17.3	123-359	.343	23-76	.303	72-104	.692	236-2.4	127-1	116	101	24	63	341-3.5

FLORIDA STATE

SENIORS

12



COURTNEY WARD

5-7 • G • Sr.
Mobile, Ala.
(Jefferson Davis)

2009-10 Season:

Played in and started all 35 games for the Seminoles as one of the top point guards in the conference... Scored in double figures on 23 different occasions, including a season- and career-high 29 points in the thrilling one-point victory at Virginia...set numerous career-highs with eight rebounds against Arizona State, 11 assists in the win against Hawaii, six steals in the win against Clemson, six three points and 10 fields goals against Virginia...also set a career high for free throws making a near perfect 8 for 9 shots from the FT line in the win at Indiana...led the team in scoring on six different occasions with 20 points in

the win at Indiana, tied three others with 12 points in the win at Central Florida, 11 points in the loss against Duke, 29 points in the win at Virginia, tied Christian Hunnicutt with 15 points in the win at Maryland and Jacinta Munroe with 16 points in the NCAA Tournament victory against Louisiana Tech...led the team in assists 24 different games, steals in 16 games and rebounds twice...distributed 10 or more assists in four different games...recorded her only double-double of the season with 10 points and 10 assists in the win against Harvard...scored in double figures in seven straight games during a mid season stretch...scored 11 points, dished out nine assists and caused havoc on defense with six steals in the victory at Clemson...scored 11 points, seven assists and seven rebounds in the regular season loss to No. 1 Connecticut...scored 16 points in the first round NCAA Tournament win against Louisiana Tech...dished out a team leading nine assists in the thrilling one point overtime NCAA Tournament win against Saint John's...followed her Saint John's performance with 14 points, seven assists and five rebounds in the Sweet 16 victory against Mississippi State...dished out six assists in the season ending elite 8 loss to national champion Connecticut

2008-09 Season: Played in all 34 games with 27 starts, including 20-straight to finish her sophomore season... Scored a combined 17 points in the NCAA Tournament and grabbed a career-high eight rebounds in the loss

to Arizona State... Had 10 points and six assists in the ACC Tournament win against Boston College... Scored only five points, but dished out eight assists and grabbed six rebounds in the ACC Tournament loss to Duke... Tied her career high with 18 points in the loss to Virginia... Scored five points and had four assists against Miami at home... Led the ACC in assists with 170 and finished second all-time in FSU history for assists in a season... Handed out eight assists in the win at Clemson... Had four points and gave out a team-high eight assists while battling foul trouble in the win against No. 8 UNC... Scored 11 points and handed out five assists in the win at Miami... Scored 11 points and was 3-for-3 from behind the arc in the loss to No. 8 Maryland... Shot a school-record 50 percent from the 3-point line on the season (37-74)... Dished out a career-high 10 assists to go along with 11 points in the win against No. 3 Duke, marking the first double-double of her career... Also played a career-high 42 minutes in the Duke win... Scored a career-high 18 points, including 4-for-5 from three-point range in the win at No. 14 UVA... Scored in 31 games, including 13 in double figures and 18 with seven or more points... In 35 minutes of play against Georgia Tech, posted a then-career high in assists with nine to go along with 12 points, four rebounds and tied her career-best with four steals... Had 12 points and five boards against NC State... Had a 12-point, seven-assist performance in the Virginia Tech game... Recorded 14 points and led the

FLORIDA STATE

SENIORS

team with six assists vs. Connecticut.

2007-08 Season: Scored an FSU-best 15 points in the win over Hofstra... Twice grabbed six rebounds: No. 7 Georgia & Wake Forest... Notched 14 points on five field goals against Alabama State... Dished out a career-high eight assists at Oakland... Tied career-best assist (8) and steal (4) marks, to go along with nine points and four rebounds, at Miami... Gave out six assists at No. 4 Maryland... Handed out seven assists against Clemson... Scored eight

points in her ACC debut against Virginia Tech... Handed out four or more assists nine times... Had a steal in 22 games and two or more steals in 11 contests.

High School: Three-year All-State selection, including a pair of First Team awards her last two seasons... Rated 57th overall on the Hoop-Gurlz.com Hot 100... Scout.com listed her as the No. 32 guard in the country... Selected to 2006 6A all-state tournament after leading Jefferson Davis to the state title... Named MVP of the Alabama squad at

the Alabama-Mississippi All-Star game after scoring 21 points, pulling down seven rebounds and adding five assists and three steals... Also played for the South squad in the Alabama North-South All-Star game... Led the state in assists her senior year... Averaged 15.0 points, 5.3 assists and 3.3 steals per game as a junior... Played for the Alabama Roadrunners traveling team under the direction of Greg Williams.

Personal: Born August 22, 1989... Majoring in undergraduate studies.



WARD'S CAREER STATISTICS

YEAR	G-GS	MPG	FGM-FGA	PCT	3FG-3FGA	PCT	FTM-FTA	PCT	REB-AVG	PF-DQ	AS	TO	BK	ST	PTS-AVG
2007-08	33-21	24.7	61-193	.316	29-82	.354	34-47	.723	105-3.2	62-0	102	121	5	40	185-5.6
2008-09	34-27	26.8	83-196	.423	37-74	.500	50-79	.633	110-3.2	78-2	170	132	3	43	253-7.4
2009-10	35-35	31.0	123-303	.406	64-174	.368	64-80	.800	124-3.5	59-0	198	155	2	68	374-10.7
Career	102-83	27.5	267-692	.386	130-330	.394	148-206	.718	339-3.3	199-2	470	408	10	151	812-7.98

FLORIDA STATE JUNIORS

54



CIERRA BRAVARD

6-4 • F • Jr.
Sandusky, Ohio
(Perkins)

2009-10 Season: There was no sophomore slump as productive consistency was a common theme for this rising Seminole... Played in all 35 games and, like her freshman season, started the first 15 contests... Scored in double figures on 10 different occasions, scoring a season-high 13 points three times... Set a career-high for free throws attempted and made with a perfect 8-for-8 performance from the line in the win against Harvard... Led the team in scoring in the win at Central Florida and the home loss against Boston College... Led the team in rebounding in four different games in the victories against Missouri, Western Carolina and in the

NCAA Tournament games against Saint John's and Mississippi State... Despite being eighth on the team in minutes, finished sixth in scoring with an average of 7.1 ppg, second in blocks with a total of 20, and third in rebounds with 4.5 per match... Played a season-high 26 minutes, which produced nine points and four rebounds in the win at rival Florida... Scored seven points and snatched a team-leading seven rebounds in the win against Missouri... Led the team in scoring with 12 points, posted six rebounds and two blocks in the road win against Central Florida... Matched her season-high 26 minutes in victories at Indiana and against DePaul in Las Vegas... Matched her season-high of 13 points and five rebounds in the win against Virginia Tech... Posted 12 points, team-leading seven rebounds and a season-high three blocks in the victory against Western Carolina... Set a career-high for assists with three in the blowout win on the road against Maryland... Scored eight points in the first-round NCAA Tournament win against Louisiana Tech... Notched seven points and a team-leading seven rebounds in the thrilling one-point overtime win against Saint John's in the NCAA Tournament... Followed her Saint John's performance with 10 points and a game- and season-high nine rebounds in the three-point Sweet 16 victory against Mississippi State.

2008-09 Season: A rookie that made an immediate impact in her first season... Played in all 34 games and

started the first 15... Named to the 2009 All-ACC Freshman Team... A two-time ACC Rookie of the Week for the weeks ending Jan. 12 and Feb. 16... Finished fourth on the team in scoring at 9.7 ppg and third in rebounding at 4.7 rpg... Scored a combined 39 points in post-season play... Posted a career-high five blocks in the loss to Virginia to go along with eight points... Gave out a career-high two assists in win at Wake Forest... Went a perfect 6-for-6 from the FT line in the win at Clemson... Recorded her second double-double in the win against No. 8 UNC with 16 points and 10 rebounds despite playing only 20 minutes due to foul trouble... Scored nine points on a perfect 5-for-5 from the FT line in the Miami win... Scored eight points and grabbed four rebounds in the loss to No. 8 Maryland... had seven points in 16 minutes of play at No. 14 UVA before getting a technical foul and fouling out of the game... Scored five points and had five rebounds in the win over Georgia Tech... Played a career-high 29 minutes at NC State and contributed eight points and four rebounds but was held without a free throw-attempt for the only time this season... has scored in double figures in 13 games... Scored eight or more points in 25 games... Was perfect from the field vs. Washington but attempted just four shots and finished the game with eight points, six rebounds and four fouls in just 17 minutes of play... recorded her first career double-double in the Northern Colorado game in which she scored 13 points and added a game-high and career-high 12

FLORIDA STATE

JUNIORS

rebounds... Best offensive outing was a 25-point performance in the win over College of Charleston... Scored in every game and was among the team leaders in scoring in four games.

High School: Lettered for four seasons under coach Ray Neill at Perkins High School... School's all-time leading scorer with 1,966 career points... Tallied 40 points in a single game, which is a school record... Posted 14 rebounds

and 12 blocked shots, both of which are new school standards... As a senior, was named first team all-conference, all-district and all-state... Ohio Player of the Year and a WBCA All-American... As a junior, was a first team all-conference, all-district and all-state selection... Finalist for Ohio Ms. Basketball... Earned first team all-conference, all-district and all-state honors as a sophomore... Starred as a freshman, earning all-conference and all-district honors while also taking

honorable mention all-state status as well... Member of the SMAC Showtime Club Team.

Personal: Born September 14, 1989... Majoring in sociology.



BRAVARD'S CAREER STATISTICS

YEAR	G-GS	MPG	FGM-FGA	PCT	3FG-3FGA	PCT	FTM-FTA	PCT	REB-AVG	PF-DQ	AS	TO	BK	ST	PTS-AVG
2008-09	34-15	19.1	115-199	.578	0-2	.000	100-148	.676	160-4.7	105-4	6	71	33	10	330-9.7
2009-10	35-16	18.5	93-191	.487	0-0	.000	64-93	.688	159-4.5	102-4	13	51	20	19	250-7.1
Career	69-31	18.8	208-390	.533	0-2	.000	164-241	.680	319-4.6	207-8	19	122	53	29	580-8.4

FLORIDA STATE

SOPHOMORES



CHASITY CLAYTON
 6-0 • F • R-So.
 Alexandria, Va.
 (Edison)

2009-10 Season: Burst onto the scene as a freshman for the Seminoles in 2009... Named to the 2010 All-ACC Freshman Team... Played in all 35 games and started 16 of the final 17 contests... Finished fifth on the team in minutes per game, fifth in scoring average with 8.0 points per game, and second in rebounds with 5.3 per match... Scored a combined 36 points in post-season play... Named ACC Rookie of the Week after back-to-back double-

double performances in wins over Harvard and Boston College... In just her second game ever, scored 13 points and grabbed three rebounds in 18 minutes of play in the win at rival Florida... Scored in double figures on 11 different occasions, including career highs in points (21) and rebounds (11) in the win against Boston College... Made a career-high nine field goals on just 13 attempts for a career best .692 percentage in the victory against the Eagles... Scored 12 points and connected for a career-best two 3-pointers in the regular-season loss against eventual national champion Connecticut... Followed that performance by tying her career high with another two 3-pointer performance in the win against Western Carolina... Caught fire at the end of the season, scoring double figures in three straight games of postseason play... Posted her first career double-double with 17 points and 10 rebounds in the win against Harvard... Recorded 10 or more rebounds in five different matches and five or more rebounds on 13 other occasions... Had four double-doubles on the season in home games against Harvard, Boston College, Wake Forest and then again in the ACC Tournament once again against Boston College... Notched a season- and career-high three steals against Hawaii... Played a season high 31 minutes in the win

against NC State.

2008-09 Season: Redshirted in her first season with the program.

High School: Lettered for four seasons at Thomas Edison HS for coach Diane Lewis... A four-year Honorable Mention All-American by Street and Smith... A VISGBA Division I All-State selection in 2006, she also earned adidas Top Ten Camp Underclass All-Star accolades that year... A four-start recruit, Hoopgurlz.com listed Clayton as the eighth-best player at her position... As a junior, Clayton averaged 14.1 points per game and 10.0 rebounds per game to earn Honorable Mention Virginia Prep Groups AAA as well as All-Metro Honorable Mention honors... Team was a two-time Class AAA runner-up at the state tournament... Clayton also played for James Nichols' Team Unique AAU squad.

Personal: Born February 8, 1990... Majoring in biology... Cousin, Bert Reed, currently plays football at FSU.

CLAYTON'S CAREER STATISTICS

YEAR	G-GS	MPG	FGM-FGA	PCT	3FG-3FGA	PCT	FTM-FTA	PCT	REB-AVG	PF-DQ	AS	TO	BK	ST	PTS-AVG
2009-10	35-17	20.9	114-262	.435	10-27	.370	42-73	.575	186-5.3	61-0	14	57	3	16	280-8.0

FLORIDA STATE

SOPHOMORES



3

ALEXA DELUZIO

5-9 • G • R-So.
Windermere, Fla.
(First Academy)

2009-10 Season: Made quite the impression during her first season of action after a torn ACL cost her the 2008-09 season.... Played in all 35 games and started six... Played an average of 20.7 minutes per game, which was tied for sixth most on the team... Scored in double figures on 15 different occasions... Knocked down a career-high four 3-pointers and career-best 17 points in the victory against Hawaii... Finished fourth in scoring average at

8.3 points per game and first in free-throw shooting with a mark of 81 percent... Scored a combined 43 points in postseason play, including three straight games in double figures... Caught fire during the season scoring in double figures in four straight games for a 13.5 ppg average... Set a career-high with six assists in the win against Stetson... Had a career-high three blocks in the win against Central Florida... Scored 10 points, created three steals and pulled down a career-high six rebounds in the NCAA Tournament win against Louisiana Tech... Continued her postseason success by scoring 10 points and grabbing five rebounds in the thrilling one-point overtime-win against Saint John's in the NCAA Tournament... Followed those performances with 10 points for the third straight game along with three rebounds in the three-point Sweet 16 victory against Mississippi State... Recorded nine points and grabbed three rebounds during 29 minutes of action in the season-ending loss to eventual national champion Connecticut in the Elite 8.

2008-09 Season: Redshirted in her first season with the Seminoles after sustaining a torn ACL in her left knee prior to the start of the season.

High School: Over her four-year career,

was one of the most decorated players in Florida... Two-time AAU All-American (2005-06), she earned Street and Smith Honorable Mention All-American accolades the last two years of her career... Deluzio is no stranger to winning championships as her Orlando Comets, coached by Jack Givens, won the 2006 AAU 16U National Championship and her The First Academy team is a two-time FHSAA 2A State Champion... Named her team's Most Valuable Player all four years... Four-time First Team All-State selection as well as four-time member of the all-county team... As a junior she averaged 17.0 points per game, 4.0 rebounds per game and 3.0 assists per game on her way to a second Class 2A All-State selection of the Florida Sportswriters Association... As a sophomore she was named 2A Player of the Year while earning the first of two FHSAA All-Tournament Team honors... Last season, she was chosen for the Final Four All-Tournament Team... Earned a trio of All-Central Florida First Team awards to go along with two regional selections.

Personal: Born September 7, 1989... Majoring in child development... Father, Don Deluzio, played football at Colorado.

DELUZIO'S CAREER STATISTICS

YEAR	G-GS	MPG	FGM-FGA	PCT	3FG-3FGA	PCT	FTM-FTA	PCT	REB-AVG	PF-DQ	AS	TO	BK	ST	PTS-AVG
2009-10	35-6	20.7	104-237	.439	40-99	.404	43-53	.811	90-2.6	34-0	50	78	11	30	291-8.3

FLORIDA STATE

SOPHOMORES

34



CHELSEA DAVIS
6-2 • F • So.
Middletown, Del.
(Middletown)

nine points in three different games in wins against Alcorn State, UTSA and Hawaii.... Recorded a season- and career-high in rebounds (nine), blocks (two), and field goals made (four) against Hawaii... Played a season-high 18 minutes against UTSA... Matched her season-high of two steals on four different occasions against Stetson, Alcorn State, and then in back-to-back games at North Carolina and at home versus Wake Forest... Scored eight points and pulled down seven rebounds in the ACC Tournament loss to Boston College... Recorded four points, two rebounds and a block in just seven minutes of action in the season-ending loss to eventual national-champion Connecticut in the Elite 8.

High School: Named 2009 Delaware

Player of the Year... Four-year varsity performer at Middletown High School... Garnered all-state honors all four years... Named honorable mention all-state as a freshman before earning first team honors her sophomore through senior years... Nominated to be a McDonald's All-American... Was team's most valuable player all four years... Finished her career with 1,912 points and also more than 1,000 rebounds... She averaged 22.2 points and 13.5 rebounds per game in 2009.

Personal: Born November 28, 1990... Majoring in graphic design... Mother, Cynthia Davis, played basketball at Hunter College in New York... Father, William Davis, played basketball in Staten Island.

2009-10 Season: Played in 32 games with an average 7.8 minutes per contest... Led the Seminoles in field goal percentage by making 56 percent of her shots... Made 27 of her 39 free-throw attempts for a 69.2 conversion rate... Finished the season fifth on the team with 2.9 points and 2.0 rebounds per game... Achieved 12 steals and eight blocks in limited action... Scored a season- and career-high 10 points in the victory against Western Carolina... Scored



DAVIS' CAREER STATISTICS

YEAR	G-GS	MPG	FGM-FGA	PCT	3FG-3FGA	PCT	FTM-FTA	PCT	REB-AVG	PF-DQ	AS	TO	BK	ST	PTS-AVG
2009-10	32-0	7.8	33-59	.559	0-0	.000	27-39	.692	65-2.0	43-0	3	18	8	12	93-2.9

FLORIDA STATE

SOPHOMORES

10



LEONOR RODRIGUEZ
5-10 • G • So.
Canary Islands, Spain
(Guaydil)

against Harvard... Scored six points, wrangled four rebounds and dished out three assists in the victory against Wake Forest... Played a season-high 15 minutes apiece in games against Virginia, Clemson, Harvard and Wake Forest.

High School: Attended Colegio Guaydil in the Canary Islands... Starred for the Spanish national teams throughout her career... Played on the U16 team that claimed the European Championship in 2006... Averaged 16.6 points, 6.2 rebounds and 5 assists per contest during the 2007 U16 European Championships as Spain claimed second place... Led her team to another European Championship in 2009 when Spain captured the U18 title as she

averaged 15.3 points and 3.4 rebounds per game... Played some of her best games against the United States team at the U19 World Championships by pouring in 23 and 21 points, respectively as Spain took second place... Led her club team to four consecutive Spanish Championships and was named MVP, best passer, leading scorer and final MVP... Earned all-tournament honors two times.

Personal: Born October 21, 1991... Majoring in dietetics... Captured a Silver Medal while playing for the Spanish National Team at the FIBA U20 European Championships in Liepaja, Latvia in July of 2010.

2009-10 Season: Played in 15 of FSU's 35 games off of the bench in her first season in the United States... Scored an average of 2.7 points per game during 7.7 minutes of action per game... Shot 50 percent from the floor and converted 61.5 percent of her free throws... Scored 11 points on 4-of-6 shooting in the win at Clemson... Drained three of her five free throws in the Clemson win... Scored eight points and pulled down four rebounds in the victory



RODRIGUEZ'S CAREER STATISTICS

YEAR	G-GS	MPG	FGM-FGA	PCT	3FG-3FGA	PCT	FTM-FTA	PCT	REB-AVG	PF-DQ	AS	TO	BK	ST	PTS-AVG
2009-10	15-0	7.7	16-32	.5000	1-3	.333	8-13	.615	23-1.5	7-0	9	30	1	2	41-2.7

FLORIDA STATE

FRESHMEN

22



**OLIVIA
BRESNAHAN**

5-11 • G • Fr.
Fenelton, Pa.
(Butler)

High School: Ranked No. 19 among shooting guards in the 2010 signing class by HoopGurlz... Tabbed as the nation's No. 68-ranked prospect according to HoopGurlz as a senior at Butler High School in Butler, Pa.... Named 2009-10 Pennsylvania Sports Writers Girls All-State First Team after her senior season in which she boasted a per-game average of 17.6 points, 11 rebounds, six assists and three steals... Named to the "Fabulous 5" in 2010 for the second year in a row by the Pittsburgh Post Gazette, a designation given to the five best girls high school basketball players in the region... Named a First Team Class AAAA All-State selection by the Asso-

ciated Press as a senior... Named to Pittsburgh's ABC affiliate WTAE's 2010 All-Playbook Girls' Basketball Team as a first team selection... As a senior, led Butler High School to the Quad-A Section 3 title with a 17-6 record overall before falling in the WPIAL quarterfinals... Finished her prep career with 1,395 points and 74 regular-season career wins... Named First Team Class AAAA All-State selection by the Associated Press as a junior in 2009... Competed in the high jump on the track team at Butler High School.

Personal: Born Feb. 27, 1992... Major is undecided.

High School: Rated No. 45 among power forwards in the 2010 signing class by HoopGurlz... Named the Atlanta Journal-Constitution's 2010 Player of the Year and a first team selection for Gwinnett County... Member of the 2010 GACA High School All-Star Team... Placed on Orlando Sentinel's 2010 All-Southern Girls Basketball Team... Named to 2010 Gwinnett Tipoff Club All-County First Team... Named to the Gwinnet Daily Post's 2009-10 Super Six... Averaged 14.4 points, 4.5 rebounds, 4.3 assists and 1.8 steals as a junior in helping lead Parkview High School to a 30-2 and Class AAAAA semifinal appearance... Named to Georgia Sports Writers Association All-State Team as a junior in 2009... Tabbed as GWSA Second Team selection in 2009... Also considered offers from Miami, Georgia, Virginia Tech and Auburn.

Personal: Born June 16, 1992... Major is business.

32



**LAUREN
COLEMAN**

6-0 • F • Fr.
Lawrenceville, Ga.
(Parkview)

FLORIDA STATE

FRESHMEN

33



NATASHA HOWARD

6-3 • F • Fr.
Toledo, Ohio
(Morrison R. Waite)

High School: Rated the No. 2 player overall in 2010 signing class by HoopGurlz as a senior at Morrison R. Waite High School in Toledo, Ohio... Named 2010 Associated Press Ms. Basketball in Ohio... Named McDonald's All-American and captured co-MVP honors in annual all-star game featuring the nation's top high school basketball players... Led Waite High School to state runner-up finish in 2010... Averaged 24.7 points, 11 rebounds, 2.6 assists a game while leading her team to its first trip to the state tournament as a senior... Owns the record for most points scored in a career at Waite High School... Labeled the No. 3 player overall in the 2010 sign-

ing class by JumpOffPlus.com... Rated No. 5 player overall in the 2010 signing class by All Star Girls Report... Ranked No. 1 among wing players in the 2010 signing class by HoopGurlz... Named a Second Team Division 1 All-State selection and First Team Division 1 All-Northwest Ohio selection by the Associated Press as a junior in 2009... Picked as First Team Division 1 All-Northwest Ohio selection and First Team Division 1 All-State selection by the Associated Press as a sophomore in 2008... Toledo Blade's Girls Player of the Year as a sophomore in 2008.

Personal: Born Sept. 2, 1991... Major is business.

14



TAY'LER MINGO


5-7 • G • Fr.
South Euclid, Ohio
(Regina)

High School: Rated No. 21 among point guards in the 2010 signing class by HoopGurlz... Considered the nation's No. 76-ranked prospect according to Hoopgurlz as a senior at Regina High School in South Euclid, Ohio... Named the Associated Press Division 3 Ohio Player of the Year as a senior in 2010 and as a junior in 2009... Averaged 14 points per game, 5.6 rebounds and 3.5 steals as a senior... As a junior, averaged 13.8 points, 4.2 rebounds, 7.2 assists and 6.7 steals per game in leading Regina High School to a perfect 27-0 season and a state championship for the first time in school history... Picked as an Honorable Mention Division 3 All-State selection by the Associated Press as a sophomore in 2008... AAU teammates with fellow FSU freshman Olivia Bresnahan.

Personal: Born May 17, 1992... Major is sports management.

FLORIDA STATE

2010-11 ROSTER



NUMERICAL

No.	Player	Hgt	Pos	Yr	Hometown (High School/Last School)
00	Chasity Clayton	6-0	F	R-So.	Alexandria, Va. (Edison)
3	Alexa Deluzio	5-11	G	R-So.	Windermere, Fla. (First Academy)
5	Christian Hunnicutt	5-10	G	Sr.	Jonesboro, Ga. (Landmark Christian)
10	Leonor Rodriguez	5-11	G	So.	Canary Islands, Spain (Guaydil)
12	Courtney Ward	5-7	G	Sr.	Montgomery, Ala. (Jefferson Davis)
14	Tay'ler Mingo	5-7	G	Fr.	South Euclid, Ohio (Regina)
22	Olivia Bresnahan	5-11	G	Fr.	Fenelton, Pa. (Butler)
32	Lauren Coleman	6-0	F	Fr.	Lawrenceville, Ga. (Parkview)
33	Natasha Howard	6-3	F	Fr.	Toledo, Ohio (Morrison R. Waite)
34	Chelsea Davis	6-2	F	So.	Middletown, Del. (Middletown)
54	Cierra Bravard	6-4	F	Jr.	Sandusky, Ohio (Perkins)

ALPHABETICAL

No.	Player	Hgt	Pos	Yr	Hometown (Last School)
54	Cierra Bravard	6-4	F	Jr.	Sandusky, Ohio (Perkins)
22	Olivia Bresnahan	5-11	G	Fr.	Fenelton, Pa. (Butler)
00	Chasity Clayton	6-0	F	R-So.	Alexandria, Va. (Edison)
32	Lauren Coleman	6-0	F	Fr.	Lawrenceville, Ga. (Parkview)
34	Chelsea Davis	6-2	F	So.	Middletown, Del. (Middletown)
3	Alexa Deluzio	5-11	G	R-So.	Windermere, Fla. (First Academy)
33	Natasha Howard	6-3	F	Fr.	Toledo, Ohio (Morrison R. Waite)
5	Christian Hunnicutt	5-10	G	Sr.	Jonesboro, Ga. (Landmark Christian)
10	Leonor Rodriguez	5-11	G	So.	Canary Islands, Spain (Guaydil)
12	Courtney Ward	5-7	G	Sr.	Montgomery, Ala. (Jefferson Davis)



PRONUNCIATION GUIDE

Cierra Bravard	See-air-ah Brah-var-d
Olivia Bresnahan	Brez-nuh-han
Alexa Deluzio	Da-Loo-Zee-O
Tay'ler Mingo	Tay-Ler
Leonor Rodriguez	Lay-ah-nor
Sue Semrau	Sem-Row



FLORIDA STATE



09-10 REVIEW

2010-11 WOMEN'S BASKETBALL ALMANAC: REVIEW

FLORIDA STATE

2009-10 SEASON AT A GLANCE

BUILDING OFF 2009-10

Florida State had its greatest season ever in 2009-10 thanks to a mixture of talented veteran and younger players. The Seminoles earned their second consecutive regular-season Atlantic Coast Conference co-championship and advanced to the Elite Eight for the first time in school history.

FSU IS ELITE

Florida State's trip to its sixth-straight NCAA Tournament culminated in a 90-50 loss to Connecticut in the Elite Eight. FSU had advanced farther than it ever had before thanks to wins over Louisiana Tech, St. John's and Mississippi State. FSU's first two wins occurred in Tallahassee as the Donald L. Tucker Center served as a host site in the Dayton, Ohio NCAA Regional.

AWARDS GALORE

Senior forward Jacinta Monroe led the Seminoles throughout the season and was honored by year's end by the ACC. Monroe was named a First Team All-ACC selection and also made the conference's All-Defense team. Monroe was also named a WBCA Region 2 All-American nominee. Junior point guard Courtney Ward earned some ACC hardware as well. She was pegged as a second team member. Rookie Chasity Clayton did enough in her first year of playing to earn All-Freshman Team honors. As for head coach Sue Semrau, she was named the WBCA Region 2 Coach of the Year. Junior guard Christian Hunnicutt made the league's ACC All-Academic list.

WARD SETS RECORD

Junior point guard Courtney Ward rewrote the Florida State history books in 2009-10 thanks to her ability to share the basketball with her teammates. The Mobile, Ala. native set a new school record with 198 assists in a season. In doing so, she also became the program's all-time leader in the category; passing Shante Williams. Ward enters her final year at Florida State with 469 assists in 101 games.

IN THE POSTSEASON AGAIN

The Florida State women's basketball program has become a fixture in postseason play under head coach Sue Semrau and that certainly proved true last year. By making it to the NCAA Tournament, FSU earned a berth in the Big Dance for a school-record sixth-consecutive time. It also made the eighth year in a row that the program earned the right to play postseason basketball. Prior to its run of NCAA Tournament appearances, FSU made the WNIT two years in a row.

MOST WINS EVER

With its win over Mississippi State in the NCAA Tournament, Florida State set the new school record for most wins in a season. FSU finished the year with 29 wins, which is one more than the previous high that was set in 1981-82. The win total also added to FSU's list of 20-victory seasons.

FSU's 20-Win Seasons:

- 1981-82 (26-10)
- 1982-83 (24-6)
- 1989-90 (21-9)
- 2004-05 (24-8)
- 2005-06 (20-10)
- 2006-07 (24-10)
- 2008-09 (26-7)
- 2009-10 (29-6)

MONROE SETS CAREER MARK

Senior forward Jacinta Monroe capped off her memorable career by setting the all-time record for most games played last season. She left FSU with 136 games played and now sits at No. 1 with five games more than FSU great Mara Freshour.



FLORIDA STATE

INDIVIDUAL STATISTICS

ALL GAMES

RECORD:	OVERALL	HOME	AWAY	NEUTRAL
ALL GAMES	29-6	15-1	9-2	5-3
CONFERENCE	12-2	7-0	5-2	0-0
NON-CONFERENCE	17-4	8-1	4-0	5-3

#	SUMMARY	GP	GS	MIN	FG%	3PT%	FT%	R/G	A/G	STL	BLK	PTS/G
50	MONROE, JACINTA	35	35	26.1	.506	.333	.740	7.3	0.9	29	76	13.2
02	HARVIN, ALYSHA	35	31	23.6	.373	.362	.709	3.5	1.9	46	9	11.0
12	WARD, COURTNEY	35	35	31.0	.406	.368	.800	3.5	5.7	68	2	10.7
03	DELUZIO, ALEXA	35	6	20.7	.439	.404	.811	2.6	1.4	30	11	8.3
00	CLAYTON, CHASITY	35	17	20.9	.435	.370	.575	5.3	0.4	16	3	8.0
54	BRAVARD, CIERRA	35	16	18.5	.487	.000	.688	4.5	0.4	19	20	7.1
01	GRAY, ANGEL	35	35	25.2	.512	.500	.725	4.2	2.4	36	5	6.3
05	HUNNICUTT, CHRISTIAN	35	0	20.7	.397	.314	.707	2.7	1.8	32	12	4.5
34	DAVIS, CHELSEA	32	0	7.8	.559	.000	.692	2.0	0.1	12	8	2.9
10	RODRIGUEZ, LEONOR	15	0	7.7	.500	.333	.615	1.5	0.6	2	1	2.7
22	KEOUGH, KAYLI	15	0	8.3	.269	.455	.778	1.5	0.8	6	3	2.2
TM	TEAM	35	0	0.0	.000	.000	.000	4.5	0.0	0	0	0.0
	TOTAL.....	35			.442	.378	.718	41.3	15.6	296	150	73.8
	OPPONENTS.....	35			.361	.286	.699	35.1	12.6	274	85	60.8

CONFERENCE GAMES

RECORD:	OVERALL	HOME	AWAY	NEUTRAL
ALL GAMES	12-2	7-0	5-2	0-0
CONFERENCE	12-2	7-0	5-2	0-0

#	SUMMARY	GP	GS	MIN	FG%	3PT%	FT%	R/G	A/G	STL	BLK	PTS/G
50	MONROE, JACINTA	14	14	28.7	.511	.000	.789	8.2	0.8	13	24	13.4
12	WARD, COURTNEY	14	14	31.6	.438	.452	.795	3.2	5.6	33	0	12.6
02	HARVIN, ALYSHA	14	14	24.6	.377	.367	.677	3.0	1.7	12	2	11.7
00	CLAYTON, CHASITY	14	11	23.3	.427	.308	.682	5.7	0.4	4	1	8.5
01	GRAY, ANGEL	14	14	25.2	.540	.700	.794	3.9	2.7	19	2	6.3
03	DELUZIO, ALEXA	14	2	15.4	.406	.370	.900	1.9	0.8	10	1	6.0
54	BRAVARD, CIERRA	14	1	18.3	.534	.000	.677	4.8	0.5	11	8	5.9
05	HUNNICUTT, CHRISTIAN	14	0	19.3	.476	.389	.727	2.6	1.9	11	3	5.4
10	RODRIGUEZ, LEONOR	12	0	7.5	.462	.000	.636	1.4	0.6	1	1	2.6
22	KEOUGH, KAYLI	6	0	4.0	.167	.333	.909	0.3	0.2	2	1	2.2
34	DAVIS, CHELSEA	13	0	5.8	.583	.000	.600	0.8	0.0	6	1	1.5
TM	TEAM	14	0	0.0	.000	.000	.000	4.4	0.0	0	0	0.0
	TOTAL.....	14			.452	.403	.755	39.9	15.1	122	44	74.3
	OPPONENTS.....	14			.368	.247	.707	34.9	12.5	135	36	61.1

FLORIDA STATE RESULTS



2010-11 WOMEN'S BASKETBALL ALMANAC: REVIEW

DATE	TIME	OPPONENT		SCORE	ATTEND	HIGH POINTS	HIGH REBOUNDS
11/13/09	7:00 pm	North Florida	W	79-50	2012	(16)Monroe, Jacinta	(9)Gray, Angel
11/17/09	7 pm ET	at Florida	W	66-62	1873	(13)Clayton, Chasity	(11)Monroe, Jacinta
11/20/09	7:00 pm	Stetson	W	101-35	2067	(19)Harvin, Alysha	(11)Monroe, Jacinta
11/22/09	2:00 p.m.	at Georgia State	W	66-53	614	(14)Monroe, Jacinta	(7)Harvin, Alysha
11/27/09	7:00 pm	Auburn	W	82-67	2454	(18)Harvin, Alysha	(8)Monroe, Jacinta
						(8)Harvin, Alysha	
11/29/09	2:00 pm	Missouri	W	73-66	2026	(12)Monroe, Jacinta	(7)Bravard, Cierra
12/03/09	6:30 p.m.	at Indiana	W	82-74	2013	(20)Ward, Courtney	(9)Monroe, Jacinta
12/6/09	5:00 pm	Alcorn State	W	78-50	2135	(14)Monroe, Jacinta	(8)Clayton, Chasity
12/16/09	7 p.m.	at UCF	W	70-58	692	(12)Bravard, Cierra	(8)Monroe, Jacinta
						(12)Ward, Courtney	
						(12)Gray, Angel	
12/19/09	12:00 PM	vs UTSA	W	65-50		(12)Deluzio, Alexa	(10)Gray, Angel
12/20/09	5:00 p.m.	vs DePaul	L	60-75	920	(16)Monroe, Jacinta	(8)Monroe, Jacinta
12/21/09	5:00 p.m.	vs Hawaii	W	83-39		(18)Monroe, Jacinta	(8)Monroe, Jacinta
			L				(8)Davis, Chelsea
12/28/09	7:00 pm	Connecticut	L	59-78	6440	(14)Monroe, Jacinta	(7)Ward, Courtney
01/03/10	2:00 pm	Temple	W	77-64	2156	(17)Harvin, Alysha	(9)Harvin, Alysha
12/30/09	7:00 pm	Western Carolina	W	80-47	2014	(13)Harvin, Alysha	(7)Bravard, Cierra
						(13)Clayton, Chasity	
01/07/10	7:00 pm	Virginia*	W	68-50	2263	(15)Clayton, Chasity	(8)Clayton, Chasity
							(8)Monroe, Jacinta
1/10/10	1 p.m.	at Miami*	L	70-78	762	(16)Harvin, Alysha	(7)Monroe, Jacinta
01/14/10	7:00 PM	at Clemson*	W	80-50	574	(18)Monroe, Jacinta	(10)Clayton, Chasity
01/17/10	2:00 pm	NC State*	W	74-71	2624	(21)Harvin, Alysha	(8)Monroe, Jacinta
01/21/10	7:00 pm	Harvard	W	96-52	2102	(17)Clayton, Chasity	(11)Monroe, Jacinta
01/24/10	5:00 pm	Boston College*	W	85-64	2251	(22)Harvin, Alysha	(11)Clayton, Chasity
1-29-10	8:30 PM	at Duke*	L	43-73	4906	(11)Ward, Courtney	(6)Clayton, Chasity
02/01/10	7:00 PM	at North Carolina*	W	83-73	2419	(16)Monroe, Jacinta	(17)Monroe, Jacinta
02/07/10	2:00 pm	Wake Forest*	W	83-38	2692	(16)Clayton, Chasity	(10)Clayton, Chasity
02/11/10	7:00 pm	Clemson*	W	67-50	2396	(15)Monroe, Jacinta	(15)Monroe, Jacinta
02/15/10	7:05 p.m.	at Georgia Tech*	W	69-59	1353	(14)Harvin, Alysha	(9)Monroe, Jacinta
						(14)Monroe, Jacinta	
02/18/10	7:00 pm	Vlirginia Tech*	W	78-68	2687	(20)Monroe, Jacinta	(11)Monroe, Jacinta
02/22/10	7:05 p.m.	at Virginia*	W	59-58	3162	(29)Ward, Courtney	(6)Clayton, Chasity
02/25/10	7:00 pm	Miami*	W	87-62	3059	(23)Monroe, Jacinta	(11)Monroe, Jacinta
02/28/10	3:00 PM	at Maryland*	W	94-61	10432	(15)Hunnicut, Christian	(5)Ward, Courtney
						(15)Ward, Courtney	
03/05/10	6:00 pm	vs Boston College	L	60-67		(13)Harvin, Alysha	(10)Clayton, Chasity
						(13)Bravard, Cierra	
03/20/10	2:30 pm	vs Louisiana Tech	W	75-61	2357	(16)Monroe, Jacinta	(9)Clayton, Chasity
						(16)Ward, Courtney	(9)Gray, Angel
03/22/10	7:12 pm	vs St. John's	Wot	66-65	2510	(16)Monroe, Jacinta	(7)Bravard, Cierra
3/28/10	2:30 PM ET	vs Mississippi State	W	74-71	5935	(21)Harvin, Alysha	(9)Bravard, Cierra
3/30/10	7:00 PM ET	vs Connecticut	L	50-90	5280	(15)Monroe, Jacinta	(8)Monroe, Jacinta

* - Conference game

ATTENDANCE SUMMARY

	GAMES	TOTALS	AVERAGE
HOME	16	41378	2586
AWAY	11	28800	2618
NEUTRAL	8	17002	2125
TOTAL	35	87180	2491

FLORIDA STATE

TEAM HIGHS & LOWS

FLORIDA STATE - TEAM GAME HIGHS

POINTS	101	Stetson (11/20/09)
FIELD GOALS MADE	38	Stetson (11/20/09)
FIELD GOAL ATTEMPTS	76	vs Boston College (03/05/10)
FIELD GOAL PERCENTAGE	.593 (32-54)	at Maryland (02/28/10)
3 PT FIELD GOALS MADE	12	at Maryland (02/28/10)
3 PT FG ATTEMPTS	28	vs Boston College (03/05/10)
3 PT FG PERCENTAGE	.750 (12-16)	at Maryland (02/28/10)
FREE THROWS MADE	24	at Indiana (12/03/09)
FREE THROW ATTEMPTS	33	Temple (01/03/10)
FREE THROW PERCENTAGE	.857 (18-21)	at Maryland (02/28/10)
	.857 (18-21)	Missouri (11/29/09)
REBOUNDS	56	vs UTSA (12/19/09)
ASSISTS	26	vs Hawaii (12/21/09)
STEALS	20	Stetson (11/20/09)
BLOCKED SHOTS	10	vs Hawaii (12/21/09)
	10	at UCF (12/16/09)
TURNOVERS	27	at Duke (1-29-10)
FOULS	25	at Miami (1/10/10)
	25	vs UTSA (12/19/09)

OPPONENTS - TEAM GAME HIGHS

POINTS	90	vs Connecticut (3/30/10)
FIELD GOALS MADE	33	Connecticut (12/28/09)
FIELD GOAL ATTEMPTS	78	HARVARD (01/21/10)
FIELD GOAL PERCENTAGE	.533 (32-60)	vs Connecticut (3/30/10)
3 PT FIELD GOALS MADE	10	vs Mississippi State (3/28/10)
3 PT FG ATTEMPTS	31	at Florida (11/17/09)
3 PT FG PERCENTAGE	.500 (9-18)	MISSOURI (11/29/09)
	.500 (7-14)	VIRGINIA TECH (02/18/10)
	.500 (6-12)	vs Connecticut (3/30/10)
FREE THROWS MADE	23	at Miami (1/10/10)
FREE THROW ATTEMPTS	32	at Miami (1/10/10)
FREE THROW PERCENTAGE	1.000 (12-12)	at UCF (12/16/09)
REBOUNDS	51	at Duke (1-29-10)
ASSISTS	23	vs Connecticut (3/30/10)
STEALS	16	at Duke (1-29-10)
BLOCKED SHOTS	8	vs Connecticut (3/30/10)
TURNOVERS	36	STETSON (11/20/09)
FOULS	25	TEMPLE (01/03/10)

FLORIDA STATE - TEAM GAME LOWS

POINTS	43	at Duke (1-29-10)
FIELD GOALS MADE	16	at Duke (1-29-10)
FIELD GOAL ATTEMPTS	49	at Virginia (02/22/10)
FIELD GOAL PERCENTAGE	.276 (21-76)	vs Boston College (03/05/10)
3 PT FIELD GOALS MADE	3	MISSOURI (11/29/09)
	3	at UCF (12/16/09)
	3	at Miami (1/10/10)
	3	vs Louisiana Tech (03/20/10)
3 PT FG ATTEMPTS	9	MISSOURI (11/29/09)
3 PT FG PERCENTAGE	.130 (3-23)	at Miami (1/10/10)
FREE THROWS MADE	7	at Duke (1-29-10)
FREE THROW ATTEMPTS	11	vs DePaul (12/20/09)
FREE THROW PERCENTAGE	.500 (7-14)	at Duke (1-29-10)
	.522 (12-23)	AUBURN (11/27/09)
REBOUNDS	30	at Duke (1-29-10)
ASSISTS	7	vs Boston College (03/05/10)
STEALS	2	vs Connecticut (3/30/10)
BLOCKED SHOTS	0	vs DePaul (12/20/09)
TURNOVERS	9	vs Boston College (03/05/10)
FOULS	11	CONNECTICUT (12/28/09)

OPPONENTS - TEAM GAME LOWS

POINTS	35	STETSON (11/20/09)
FIELD GOALS MADE	12	WAKE FOREST (02/07/10)
FIELD GOAL ATTEMPTS	43	STETSON (11/20/09)
	43	vs Boston College (03/05/10)
FIELD GOAL PERCENTAGE	.218 (17-78)	HARVARD (01/21/10)
	.218 (12-55)	WAKE FOREST (02/07/10)
3 PT FIELD GOALS MADE	0	at Clemson (01/14/10)
	0	vs St. John's (03/22/10)
3 PT FG ATTEMPTS	4	vs St. John's (03/22/10)
3 PT FG PERCENTAGE	.000 (0-6)	at Clemson (01/14/10)
	.000 (0-4)	vs St. John's (03/22/10)
FREE THROWS MADE	3	STETSON (11/20/09)
FREE THROW ATTEMPTS	6	ALCORN STATE (12/6/09)
FREE THROW PERCENTAGE	.423 (11-26)	vs UTSA (12/19/09)
REBOUNDS	22	STETSON (11/20/09)
ASSISTS	5	STETSON (11/20/09)
STEALS	1	VIRGINIA TECH (02/18/10)
BLOCKED SHOTS	0	NORTH FLORIDA (11/13/09)
	0	at Florida (11/17/09)
	0	STETSON (11/20/09)
	0	at Indiana (12/03/09)
	0	ALCORN STATE (12/6/09)
	0	HARVARD (01/21/10)
	0	VIRGINIA TECH (02/18/10)
TURNOVERS	12	vs DePaul (12/20/09)
	12	CONNECTICUT (12/28/09)
FOULS	14	BOSTON COLLEGE (01/24/10)
	14	vs St. John's (03/22/10)



FLORIDA STATE

PLAYER HIGHS

FLORIDA STATE - PLAYER GAME HIGHS


Points	29	Ward, Courtney vs Virginia (02/22/10)
Field Goals Made	10	Monroe, Jacinta vs Miami (02/25/10)
	10	Ward, Courtney vs Virginia (02/22/10)
Field Goal Att.	20	Ward, Courtney vs Boston College (03/05/10)
FG Pct (min 5 made)	1.000 (5-5)	Gray, Angel at UCF (12/16/09)
3-Point FG Made	6	Ward, Courtney vs Virginia (02/22/10)
	6	Harvin, Alysha vs Boston College (01/24/10)
3-Point FG Att.	17	Ward, Courtney vs Boston College (03/05/10)
3-Pt FG Pct (min 2 made)	1.000 (4-4)	Deluzio, Alexa vs Hawaii (12/21/09)
	1.000 (3-3)	Gray, Angel at Maryland (02/28/10)
	1.000 (3-3)	Deluzio, Alexa vs Wake Forest (02/07/10)
	1.000 (3-3)	Deluzio, Alexa vs Temple (01/03/10)
	1.000 (2-2)	Keough, Kayli vs Hawaii (12/21/09)
	1.000 (2-2)	Harvin, Alysha vs Alcorn State (12/6/09)
	1.000 (2-2)	Hunnicutt, Christian vs Missouri (11/29/09)
	1.000 (2-2)	Keough, Kayli at Georgia State (11/22/09)
	1.000 (2-2)	Ward, Courtney vs North Florida (11/13/09)
Free Throws Made	8	Bravard, Cierra vs Harvard (01/21/10)
	8	Gray, Angel vs Temple (01/03/10)
	8	Ward, Courtney at Indiana (12/03/09)
Free Throw Att.	12	Monroe, Jacinta vs Auburn (11/27/09)
FT Pct (min 5 made)	1.000 (8-8)	Bravard, Cierra vs Harvard (01/21/10)
	1.000 (7-7)	Monroe, Jacinta at Indiana (12/03/09)
	1.000 (6-6)	Monroe, Jacinta vs Louisiana Tech (03/20/10)
	1.000 (6-6)	Davis, Chelsea vs Western Carolina (12/30/09)
	1.000 (6-6)	Monroe, Jacinta vs Hawaii (12/21/09)
	1.000 (6-6)	Deluzio, Alexa at UCF (12/16/09)
	1.000 (6-6)	Gray, Angel vs North Florida (11/13/09)
	1.000 (5-5)	Bravard, Cierra vs Boston College (03/05/10)
	1.000 (5-5)	Bravard, Cierra vs Virginia Tech (02/18/10)
Rebounds	17	Monroe, Jacinta at North Carolina (02/01/10)
Assists	11	Ward, Courtney vs Hawaii (12/21/09)
Steals	6	Ward, Courtney at Clemson (01/14/10)
	6	Harvin, Alysha at UCF (12/16/09)
Blocked Shots	7	Monroe, Jacinta vs Auburn (11/27/09)
Turnovers	10	Ward, Courtney vs Virginia (02/22/10)
	9	Ward, Courtney at Duke (1-29-10)
Fouls	5	Monroe, Jacinta vs Connecticut (3/30/10)
	5	Bravard, Cierra vs Boston College (03/05/10)
	5	Bravard, Cierra vs Boston College (01/24/10)
	5	Harvin, Alysha vs Temple (01/03/10)
	5	Bravard, Cierra vs Hawaii (12/21/09)
	5	Bravard, Cierra vs UTSA (12/19/09)
	5	Hunnicutt, Christian vs Alcorn State (12/6/09)

OPPONENTS - PLAYER GAME HIGHS

Points	28	Dowdell, Shanavia vs Louisiana Tech (03/20/10)
Field Goals Made	12	CHARLES, Tina vs Connecticut (12/28/09)
Field Goal Att.	23	Lucas, Italee at North Carolina (02/01/10)
FG Pct (min 5 made)	1.000 (6-6)	GREENE, Kalana vs Connecticut (3/30/10)
	1.000 (5-5)	Murphy, Stefanie vs Boston College (03/05/10)
3-Point FG Made	6	Hanneman, Amanda vs Missouri (11/29/09)
3-Point FG Att.	13	Thomas, Nicole vs Auburn (11/27/09)
3-Pt FG Pct (min 2 made)	1.000 (2-2)	Murphy, Stefanie vs Boston College (03/05/10)
	1.000 (2-2)	Lynetta Kizer at Maryland (02/28/10)
	1.000 (2-2)	CALDWELL, Jelisa at UCF (12/16/09)
Free Throws Made	11	Waters, Brittany vs Wake Forest (02/07/10)
Free Throw Att.	12	Waters, Brittany vs Wake Forest (02/07/10)
	12	Riquna Williams at Miami (1/10/10)
	12	Greenleaf, Jordan vs Auburn (11/27/09)
FT Pct (min 5 made)	1.000 (7-7)	Moorer, Ariana at Virginia (02/22/10)
	1.000 (6-6)	Bendolph, Jasmine vs Louisiana Tech (03/20/10)
	1.000 (6-6)	Wright, Monica at Virginia (02/22/10)
	1.000 (6-6)	Krystal Thomas at Duke (1-29-10)
	1.000 (6-6)	CANNON, Emma at UCF (12/16/09)
	1.000 (6-6)	Thomas, Nicole vs Auburn (11/27/09)
	1.000 (5-5)	Thomas, Sthefany vs Clemson (02/11/10)
Rebounds	15	LUMANU, Armelie vs Mississippi State (3/28/10)
	15	CANNON, Emma at UCF (12/16/09)
Assists	7	HAYES, Tiffany vs Connecticut (3/30/10)
	7	DOTY, Caroline vs Connecticut (12/28/09)
Steals	5	Wright, Monica vs Virginia (01/07/10)
Blocked Shots	5	Swords, Carolyn vs Boston College (03/05/10)
Turnovers	10	Thomas, Brooke vs Wake Forest (02/07/10)
Fouls	5	MOKANGO, Chanel vs Mississippi State (3/28/10)
	5	Hart, Centhya vs St. John's (03/22/10)
	5	Dowdell, Shanavia vs Louisiana Tech (03/20/10)
	5	Young, Kiara vs Louisiana Tech (03/20/10)
	5	Johnson, Adrienne vs Louisiana Tech (03/20/10)
	5	Murphy, Stefanie vs Boston College (03/05/10)
	5	Wood, Martina at North Carolina (02/01/10)
	5	Lucas, Italee at North Carolina (02/01/10)
	5	Markley, Emma vs Harvard (01/21/10)
	5	Hardy, Lele at Clemson (01/14/10)
	5	Moorer, Ariana vs Virginia (01/07/10)
	5	Stone, Jasmine vs Temple (01/03/10)
	5	Franklin, Ashleigh vs UTSA (12/19/09)
	5	Hilliard, Chantel vs Auburn (11/27/09)
	5	Carrier, KeKe vs Auburn (11/27/09)
	5	McKeller, Danyiell at Georgia State (11/22/09)
	5	Johnson, Crystal at Georgia State (11/22/09)
	5	Mills, Janelle vs Stetson (11/20/09)




FLORIDA STATE



2010-11 WOMEN'S BASKETBALL ALMANAC: HONORS

FLORIDA STATE IN MEMORY

2010-11 WOMEN'S BASKETBALL ALMANAC: HONORS



Matthew Schmauch, an Assistant Director of Academic Support who worked with the women's basketball program for four seasons, was instrumental in the academic success of FSU student-athletes. His influence went beyond the classroom. He was an ambassador, a mentor, a friend, a big brother, a fan — truly a shining example of where hard work and determination can take you. This award, established in his memory, is given annually to the women's basketball player who exemplifies these characteristics of leadership.

The Florida State Athletics Department lost a dear member of its Seminole family on June 13, 2003. Matt Schmauch, 29, an Assistant Director for the Athletic Academic Support Program at Florida State, died from anaphylaxis due to an allergic reaction to nuts while representing FSU at the N4A convention in St. Louis, Mo.

A native of Allen Park, Mich., Schmauch had been a valuable member of the athletic academic support staff since 1996. A glowing role model in the classroom, Schmauch earned a bachelor's degree in finance from Florida State in 1995 and went on to receive a master's degree in athletic administration from FSU in 1996.

In 2003-04, the Florida State women's basketball program created a special award in honor of Schmauch.



Former Director of Academic Support Mark Meloney, Lauren Bradley and Brien Schmauch

MATTHEW SCHMAUCH AWARD RECIPIENTS

2003-04	Lauren Bradley
2004-05	Linnea Liljestrand
2005-06	LaQuinta Neely
2006-07	Mara Freshour
2007-08	Shante Williams
2008-09	Mara Freshour
2009-10	Christian Hunnicutt & Kayli Keough



Brien Schmauch and LaQuinta Neely



Brien Schmauch, Linnea Liljestrand and Janis Schmauch



Sue Semrau, Mara Freshour and Brien Schmauch

FLORIDA STATE IN MEMORY



Daughter, sister, classmate, teammate, role model, friend and Seminole. Ronaldda Pierce meant so much to so many people. Although with us a short time, Ronaldda's memory will forever be etched in the hearts of the Seminole family. Ronaldda represented courage, heart, determination, growth and joy. It was these characteristics that allowed her to blossom into the person that was cherished by all who knew her. The recipient of this award exemplifies these same qualities of perseverance and heart.

On June 8, 2004, the Florida State women's basketball program lost a special member of its family with the sudden death of Ronaldda Pierce, a 6-5 post player from Ashburn, Ga. In 2004-05, the players wore #55 on their shoes in her honor.


The Seminoles paid tribute to Ronaldda by celebrating the time, although too short, that they had with her. In 2005, an award was established in her memory.



While Ronaldda Pierce remains on the minds and in the hearts of those associated with Florida State women's basketball, the 2006-07 season had an even greater meaning as it would have represented Ronaldda's senior season. Members of her recruiting class, Nikki Anthony, Shante Williams and Alicia Gladden, proudly hold up their hands signifying the No. 55; Ronaldda's jersey number.

RONALDA PIERCE AWARD RECIPIENTS

2004-05	LaQuinta Neely
2005-06	Ganiyat Adeduntan
2006-07	Nikki Anthony, Alicia Gladden & Shante Williams
2007-08	Mara Freshour
2008-09	Angel Gray
2009-10	Courtney Ward



Ganiyat Adeduntan and the Pierce family at the 2006 Women's Basketball Awards Banquet



LaQuinta Neely and the Pierce family at the 2005 Women's Basketball Awards Banquet



Alicia Gladden, Shante Williams and Nikki Anthony with Ronaldda's sister and brother

FLORIDA STATE HALL OF FAME

The Florida State Athletics Hall of Fame enjoys a rich tradition. Florida State is fortunate to enjoy an athletics program that reflects the integrity achieved by an academic institution with over 150 years of success.

There are 263 members of the FSU Athletics Hall of Fame. The first and largest class was inducted in 1977 and there has been a class inducted every fall since with the exception of 1996 when Florida State spent the year celebrating its 50th Anniversary of athletics.

Three former women's basketball greats, Sue Galkantas, Tia Paschal and Wanda Burns-Jackson, are members of the Florida State Athletics Hall of Fame.



SUE GALKANTAS HALL OF FAME 1989

Florida State may never forget the scoring power of Sue Galkantas, who with an amazing 2,323 career points, is the most prolific scorer in Seminole basketball history. That total is the most points ever scored by a player, male or female — in Florida State history.

By the time Galkantas graduated in 1984, her name was listed in nearly every statistical category in the FSU records book. Averaging 19.4 points per game in her career — a mark that still ranks number one on the career lists — was just a glimpse of the impact that she had as a Seminole. In her rookie year, she broke the FSU freshman scoring record and was named a freshman All-American in numerous publications. By her sophomore year, Galkantas had already scored her 1,000th point and established herself as one of the top 20 scorers in the nation. In her junior season, she led FSU to a 24-6 record and to its first trip to the NCAA Tournament.

Overall, she scored in double figures in 115 of 120 games and still holds six career and single-season records. In 1989, Galkantas also became the first female FSU athlete to have her number retired.



TIA PASCHAL HALL OF FAME 1999

The Florida State women's basketball program enjoyed its greatest success during the four-year career of Tia Paschal, who lettered for the Seminoles from 1989 to 1993.

A forward from Thomson, Ga., Paschal was an immediate contributor for Florida State and was a three-year starter after averaging 20 minutes of play as a rookie. She ended her career averaging 19.4 points and 7.4 rebounds as a senior while earning first team All-ACC honors and second team All-America honors by the American Women's Sports Federation. During her career, she helped lead the Seminoles to two consecutive NCAA Tournament appearances in 1989-90 and 1990-91 as well as a Metro Conference championship in the 1990-91 season.

Paschal's versatility made her a weapon in every facet of the game which is evident by the records she still holds at Florida State. She holds the records free throws made (14) in a game and is second for steals in a career (269). Paschal is also among FSU's top 10 in five season and six career records and ranks second all-time in scoring with 1,662 points.

Honors came in abundance for Paschal throughout her career. After redshirting the 1988-89 season with a knee injury, Paschal took the conference by storm as a freshman, earning Metro Conference All-Rookie Team honors. She earned Metro All-Tournament Team honors two seasons and was twice named the conference Player of the Week.

Paschal continued playing the game that she loves professionally. Since her graduation in criminology in 1993, Paschal's professional overseas experience has included stops in Germany, Sweden and Spain. She also played one season with the Charlotte Sting of the WNBA.



FLORIDA STATE HALL OF FAME

WANDA BURNS HALL OF FAME 2006

Wanda Burns overcame adversity to become a successful women's basketball player at Florida State. One of Marynell Meadors first recruits, Burns was a highly-touted 5-8 guard out of Macon, Georgia.

Though she carried a 3.0 GPA in high school, her SAT scores were below the required score to meet the new NCAA Prop 48 rule and she had to sit out her freshman season. Burns used the year to hit the books and get acclimated to campus life.

She hit the court in 1988-89 with something to prove. She averaged 11 points a game and led the team with 92 assists, helping FSU to its first winning season since 1983.

She electrified the team in 1989-90 and sparked FSU to a 21-9 record and to the NCAA Tournament. Burns set an FSU record for free throw percentage and led the team in scoring, three pointers and steals.

In 1990-91, her final season, Burns was named Metro Conference Player of the Week, set a single game record with 10 steals in a game and led the team in three-point shooting. FSU enjoyed one of its most successful seasons with a record of 25-7. Burns led the Metro Conference in scoring at 18.5 points per game and scored double figures in 38 consecutive games. She was named Metro Conference Tournament MVP and Player of the Year and also earned Hanes Her Way NCAA Woman of the Year and Second Team All-American honors.

Burns still ranks among FSU's top 10 in four career and 11 single-season statistical categories.



IN GOOD COMPANY...

HALL OF FAME CLASS OF 1989

Winfred Bailey • Charles Durbin
Sue Galkantas • Randy Givens • Reggie Herring
Paul Piurowski • Dick Roberts • Jeff Sluman

HALL OF FAME CLASS OF 1999

Fred Hatfield • Tia Paschal
Dr. Gregg Phifer • Joey Rive • Charlie Ward
Casey Weldon • Allen Williams

HALL OF FAME CLASS OF 2006

Wanda Burns • Rhett Dawson
Jonathan Johnson • Herb Wills • Skip Young
Billy Smith

HALL OF FAME CLASS OF 2010

Tonya Carter • Bobby Cochran
Karyn Palguy • Corey Simon • Peter Warrick
Mickey Andrews • Dr. Tom Haney • Dr. William Anderson

FLORIDA STATE

RETIRED NUMBERS

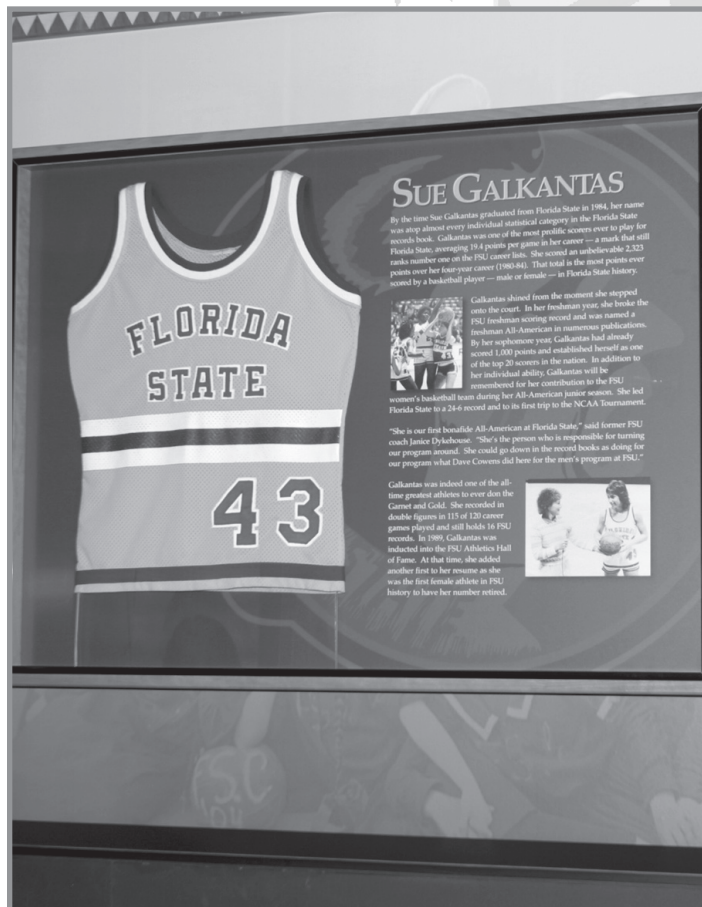
#43 SUE GALKANTAS

By the time Sue Galkantas graduated from Florida State in 1984, her name was atop almost every individual statistical category in the Florida State records book. Galkantas was one of the most prolific scorers ever to play for Florida State, averaging 19.4 points per game in her career — a mark that still ranks number one on the FSU career lists. She scored an unbelievable 2,323 points over her four-year career (1980-84). That total is the most points ever scored by a basketball player — male or female — in Florida State history.

Galkantas shined from the moment she stepped onto the court. In her freshman year, she broke the FSU freshman scoring record and was named a freshman All-American in numerous publications. By her sophomore year, Galkantas had already scored her 1,000 point and established herself as one of the top 20 scorers in the nation. In addition to her individual ability, Galkantas will be remembered for her contribution to the FSU women's basketball team during her All-American junior season. She led Florida State to a 24-6 record and to its first trip to the NCAA Tournament.

"She is our first bonafide All-American at Florida State," said former FSU coach Janice Dykehouse. "She's the person who is responsible for turning our program around. She could go down in the record books as doing for our program what Dave Cowens did here for the men's program at FSU."

Galkantas was indeed one of the all-time greatest athletes to ever don the Garnet and Gold. She scored in double figures in 115 of 120 career games played and still holds six FSU records. In 1989, Galkantas was inducted into the FSU Athletics Hall of Fame. At that time, she added another "first" to her resume as she was the first women's athlete in FSU history to have her number retired.



#21 BROOKE WYCKOFF

It's not unconceivable to say that if it weren't for Brooke Wyckoff that the Florida State women's basketball program wouldn't be in the position that it's in today. Coming out of West Chester, Ohio, the 6-foot-1 forward was one of the top prep players in the country and instead of staying home in Big Ten country, she choose to go out on the limb with an enthusiastic first-year head coach in Tallahassee.

In her first season Wyckoff had an immediate impact on the team as she set a single-season record with 80 blocks — she holds the FSU career mark at 209 swats - on her way to earning ACC All-Freshman Team honors. Conference honors continued to roll her next three years with a pair of Third Team All-ACC accolades (1999 & 2000) and then a First Team All-ACC selection.

More importantly, Wyckoff was the cornerstone of the Seminoles' first winning season in nine years as Florida State posted a 19-12 record her senior campaign and finished fourth in the ACC. That season culminated in the school's first trip to the NCAA Tournament in 10 years and All-America honors for Wyckoff, which was the first national accolade for a Seminole since 1993.

Following her senior year, Wyckoff was an easy selection for the WNBA draft as she was taken by the Orlando Miracle in the second round. She spent two seasons in Orlando before the team moved to Connecticut where she played another three season with the Sun. Wyckoff was selected by the Chicago Sky in the 2006 WNBA Expansion draft and has been a key member of the team for the past three seasons.

Not only was Wyckoff successful on the court, but she was also an outstanding performer in the classroom. She is the only Seminole to earn four Academic All-ACC Women's Basketball Team honors as well as four nods to the ACC Academic Honor Roll. In 2001 she received the ACC Postgraduate scholarship.



FLORIDA STATE RETIRED NUMBERS

#22 WANDA BURNS


After receiving the highest honor possible from the Florida State athletics department with her Hall of Fame induction in 2006, Wanda Burns had her jersey hung from the rafters in 2007. After overcoming the adversity of not qualifying out of high school, Burns sat out her freshman season, but used that year to set herself up for one of the best careers in Florida State history.

She earned the first of three Metro Conference honors during the season 1989 with a spot on the All-Rookie team. The next two years she led the team in scoring and found herself as a First Team All-Metro selection. As a senior she became the only player in school history to ever take home a conference's top honor as she was named 1990-91 Metro Conference Player of the Year. Her accolades culminated her senior year with a Third Team All-America selection.

Burns was the foundation of Florida State's '90 & '91 squads that produced the school's first back-to-back appearances in the NCAA Tournament. In three NCAA Tournament appearances, she averaged 15.6 points per game and 5.6 rebounds per game.

More than 15 years after the end of her career, Burns' name came be found throughout the Florida State record book. Her 10 steals against Alabama is still the FSU single-game high and she holds the single-season free throw percentage after shooting .857 from the line in 1989-90. Burns is in the single-season top ten for points, scoring average, steals, assists, field goals, field goal attempts, free throw percentage and three-pointers made.

When she finished her career in 1991, her 1,394 career points was fourth and she currently occupies the number eight spot. She also holds the distinction of being one of two players to be in the FSU career top 10 for points and assists. In addition, she is second for scoring average (16.0) and free throw percentage (.777).



#30 TIA PASCHAL


Much of Florida State's success in the early 90s, with a pair of NCAA Tournament appearances and the transition into the Atlantic Coast Conference, can be attributed to the play of Tia Paschal. Paschal's outstanding career was first recognized in 1999 when she became the second women's basketball player inducted into the Florida State Athletics Hall of Fame. Her No. 30 jersey was retired during the 2006-07 season.

Right from the start of her career, Paschal had an immediate impact on the team, earning Metro Conference All-Freshman team accolades as the Seminoles went to their first NCAA Tournament since 1983. She moved into a starting role the next season and helped FSU make a return trip to the Big Dance. As a sophomore she picked up All-Metro Conference Second Team accolades.

During Florida State's move into the ACC, Paschal took over as the dominant player on the team. Her senior year of 1992-93 will go down as one of the best in school history as she led the team in scoring (19.4 ppg.), field goal percentage (.524), field goals made (219), steals (96 – which stood as the FSU single-season record for 12 years), rebounding (7.4 rpg) and blocked shots (13).

Up until the 2006-07 season she held the school record for career steals (269). She is still in the all-time top ten for points (2nd – 1,662), scoring average (10th – 14.3 pg), rebounds (8th – 703) and field goal percentage (8th – .502). In addition, she sits on the single-season charts for points, scoring average, steals, field goal attempts and field goals.

Naturally the accolades rolled in following her senior year, including a Second Team All-America selection from the American Women's Sports Federation. In addition, she earned FSU's initial First Team All-ACC award as well as an ACC First Team All-Tournament Team honor. She continued her playing career in Europe and spent one season with the Charlotte Sting of the WNBA.




FLORIDA STATE


ALL-AMERICANS




Lisa Foglio



Sue Galkantas



Lorraine Rimson



Wanda Burns



Chris Davis


ALL-AMERICANS

Lisa Foglio	1982 All-Region Kodak All-America
Sue Galkantas	1982 All-Region Kodak All-America 1982 Second Team Freshman All-America 1982 Freshman All-America (Street & Smith's) 1983 Second Team All-America (Women's Basketball Yearbook)
Lorraine Rimson	1984 Freshman All-America
Bev Burnett	1988 Third Team All-America (American Women's Sports Federation)
Wanda Burns	1991 Third Team All-America (American Women's Sports Federation)
Chris Davis	1991 Special Mention All-America (American Women's Sports Federation)
Tia Paschal	1993 Second Team All-America (American Women's Sports Federation)
Danielle Ryan	1993 Fourth Team All-America (American Women's Sports Federation)
Christy Derlak	1993 Special Mention All-America (American Women's Sports Federation)
Allison Percy	1993 Special Mention All-America (American Women's Sports Federation)
Brooke Wyckoff	2001 Second Team All-America (Women's Basketball News Service)
Roneeka Hodges	2005 Kodak/WBCA All-Region II All-America Team

FLORIDA STATE NATIONAL TEAMS



Bev Burnett




Danielle Ryan



Tia Paschal



Christy Derlak



Allison Peercy

NATIONAL TEAMS

Sue Galkantas

1981, National Sports Festival

Jan Allen

1982, FAIAW Coach of the Year

Lorraine Rimson

1985, Team USA

(Maccabiah Games in Israel)

Marynell Meadors

1989, Olympic Festival (Head Coach)

Brooke Wyckoff

1992, USA Women's Select Team (Assistant Coach)

1998, USA Select Team;

1999, USA Basketball World University Games Team;

2000, USA Basketball Jones Cup Team

Roneeka Hodges

2003, USA Basketball Pan American Team

Jacinta Monroe

2009, USA Basketball World University Games Team



Brooke Wyckoff




Roneeka Hodges



Jacinta Monroe

FLORIDA STATE

WNBA CONNECTIONS



Brooke Wyckoff



Sheryl Swoops



Kristen Mann

FLORIDA STATE'S COACHES HAVE PRODUCED:

- 28 Past and Present WNBA Players
- 3 WNBA Champions
- 1 WNBA Most Valuable Player
- 1 WNBA Sixth Woman of the Year

WNBA PLAYERS BY POSITION:

Point Guards:

- Keisha Anderson
- Stacy Clinesmith
- Erin Grant
- Tamara Moore

Wings:

- Mara Freshour
- Tanae Davis-Cain
- Roneekaa Hodges
- Tia Paschal
- Erin Alexander
- Barbara Beainy
- Jia Perkins
- Sheryl Swoops

Versatile Forwards:

- Jacinta Monroe
- Brittany Miller
- Brooke Wyckoff
- Latavia Coleman
- Levys Torres
- Michi Atkins
- Erin Buescher
- Kayte Christensen
- Keitha Dickerson
- Erin Mann
- Planette Pierson
- Alicia Thompson

Centers:

- Angie Braziel
- Cisti Greenwalt
- Erika Kienast
- Lindsay Taylor

ADDITIONAL ACCOLADES:

- 5 Gold Medals
- 2 NCAA Champions
- 14 All-Americans
- 9 Conference Players of the Year



Roneeka Hodges



Jacinta Monroe



Erin Buescher

FLORIDA STATE CONFERENCE AWARDS

ALL-CONFERENCE TEAMS

1988	Bev Burnett - Metro first team
1989	Bev Burnett - Metro first team Chris Davis - Metro second team Wanda Burns - Metro All-Rookie team
1990	Wanda Burns - Metro first team Chris Davis - Metro second team; Tia Paschal - Metro All-Rookie team Chantelle Dishman - Metro Freshman of the Year, All-Rookie team Marynell Meadors - Metro Coach of the Year
1991	Wanda Burns - Metro first team, player of the year Chantelle Dishman - Metro first team; Tia Paschal - Metro second team Marynell Meadors - Metro Coach of the Year
1992	Connie Robinson - ACC All-Freshman team
1993	Tia Paschal - ACC first team
1994	Christy Derlak - ACC second team
1996	Latavia Coleman - ACC All-Freshman team
1997	Brooke Wyckoff - ACC All-Freshman team
1998	Latavia Coleman - ACC second team
1999	Brooke Wyckoff - ACC third team April Traylor - ACC All-Freshman team
2000	Latavia Coleman - ACC second team Brooke Wyckoff - ACC third team
2001	Brooke Wyckoff - ACC first team Levys Torres - ACC third team; April Traylor - ACC third team Sue Semrau - ACC Coach of the Year
2002	Tasheika Allen - ACC third team
2003	Tasheika Allen - ACC second team
2004	Tasheika Allen - ACC second team Shante Williams - ACC All-Freshman team
2005	Roneeka Hodges - ACC first team Ganiyat Adeduntan - ACC honorable mention Alicia Gladden - ACC honorable mention Sue Semrau - ACC Coach of the Year
2006	Alicia Gladden - ACC third team Britany Miller - ACC All-Freshman team
2007	Alicia Gladden - ACC third team Jacinta Monroe - ACC All-Freshman team
2008	Tanae Davis-Cain - ACC honorable mention
2009	Jacinta Monroe - ACC second team Tanae Davis-Cain - ACC third team Mara Freshour - ACC third team Cierra Bravard - ACC All-Freshman team Sue Semrau - ACC Coach of the Year
2010	Jacinta Monroe - ACC first team Courtney Ward - ACC second team

CONFERENCE ALL-TOURNAMENT TEAMS

1980	Cherry Rivers, Metro
1983	Sue Galkantas, Metro
1990	Tia Paschal, Metro

1991	Wanda Burns, Metro (MVP); Tia Paschal, Metro
1993	Tia Paschal - ACC first team
2000	Latavia Coleman - ACC first team
2001	Brooke Wyckoff - ACC second team
2009	Tanae Davis-Cain - ACC second team Mara Freshour - ACC second team

ACC ALL-DEFENSIVE TEAMS

2000	Brooke Wyckoff
2001	Brooke Wyckoff
2005	Alicia Gladden
2006	Alicia Gladden
2007	Alicia Gladden
2009	Jacinta Monroe
2010	Jacinta Monroe

ACC SELECT TEAM

1993	Tia Paschal
1994	Christy Derlak

CONFERENCE PLAYERS OF THE WEEK

Bev Burnett	1985-86, 1987-88 (2), 1988-89 (Metro)
Chris Davis	1987-88, 1990-91 (Metro)
Wanda Burns	1989-90 (Metro)
Connie Robinson	1991-92 ACC Rookie of the Week (twice)
Tia Paschal	1990-91 (Metro), 1992-93 (ACC)
Carla Williams	1995-96 (ACC)
Latavia Coleman	1996-97 ACC Rookie of the Week; 1999-00 ACC Player of the Week (twice)
Brooke Wyckoff	1997-98 ACC Rookie of the Week; 2000-01 ACC Player of the Week
April Traylor	1998-99 ACC Rookie of the Week (twice) 2001-02 ACC Player of the Week
Angela Sutton	1998-99 ACC Rookie of the Week
Levys Torres	2000-01 ACC Player of the Week
Ganiyat Adeduntan, Holly Johnson	2002-03 ACC Rookie of the Week
Tasheika Allen	2003-04 ACC Player of the Week
Shante Williams	2003-04 ACC Rookie of the Week (three times)
Roneeka Hodges	2004-05 ACC Player of the Week (twice)
Ganiyat Adeduntan	2004-05 ACC Player of the Week
Britany Miller	2005-06 ACC Rookie of the Week (three times)
Jacinta Monroe	2006-07 ACC Rookie of the Week (three times)
Alysha Harvin	2006-07 ACC Rookie of the Week
Jacinta Monroe	2008-09 Player of the Week
Cierra Bravard	2008-09 Rookie of the Week (two times)
Courtney Ward	2009-10 ACC Player of the Week
Chasity Clayton	2009-10 ACC Freshman of the Week
Jacinta Monroe	2009-10 ACC Player of the Week

FLORIDA STATE

ACADEMIC AWARDS

METRO CONFERENCE COMMISSIONER'S LIST

1984-85	Celia Slater, Penny Stone
1985-86	Sarah Hall
1986-87	Sarah Hall, Terri McCarty
1987-88	Sarah Hall, Terri McCarty
1988-89	Bev Burnett, Chris Davis, Luz Lopez, Robin Storey
1989-90	Chris Davis, Kelli Test, Shannon Hodge
1990-91	Robin Corn

ACC POSTGRADUATE SCHOLARSHIP

1993-94	Christy Derlak
2000-01	Brooke Wyckoff

ACC ACADEMIC HONOR ROLL SECTIONS

1991-92	Robin Corn, Christy Derlak, Danielle Ryan
1992-93	Christy Derlak, Danielle Ryan, Allison Peercy
1993-94	Christy Derlak, Allison Peercy, Liberty Taylor, Angela Atkinson, Michelle Frank
1994-95	Allison Peercy, Liberty Taylor, Katina Cobbins, Wendy Hampton, Anja Pedersen
1995-96	Wendy Hampton, Kristen Parker, Leslie Waugh, Carla Williams
1996-97	Arleshia Davidson, Wendy Hampton, Kristen Parker, Leslie Waugh
1997-98	Arleshia Davidson, Vanessa Fuchs, Wendy Hampton, Latrice McLin, Jen Robinson, Leslie Waugh, Brooke Wyckoff
1998-99	Arleshia Davidson, Vanessa Fuchs, Val Linley, Jen Robinson, Lakesha Springle, Angela Sutton, Brooke Wyckoff
1999-00	Latavia Coleman, Molly Beal, Brooke Wyckoff, Vanessa Fuchs, Lauren Bradley, Levys Torres, Katelyn Vujas
2000-01	Molly Beal, Lauren Bradley, Vanessa Fuchs,

	Petra Hofmann, Lakesha Springle, Brooke Wyckoff
2001-02	Lauren Bradley, Genesis Choice, Linnea Liljestrand, Kim Small
2002-03	Ganiyat Adeduntan, Lauren Bradley, Holly Johnson, Linnea Liljestrand, Tasheika Allen
2003-04	Ganiyat Adeduntan, Nikki Anthony, Lauren Bradley, Alicia Gladden, Holly Johnson, Linnea Liljestrand, LaQuinta Neely
2004-05	Ganiyat Adeduntan, Nikki Anthony, Alicia Gladden, Christie Lautsch, Linnea Liljestrand, Hannah Linqvist
2005-06	Ganiyat Adeduntan, Nikki Anthony, Tiffany Buckelew, Mara Freshour, Alicia Gladden, Holly Johnson, LaQuinta Neely, Dranadia Roc
2006-07	Nikki Anthony, Tiffany Buckelew, Mara Freshour, Alicia Gladden, Christie Lautsch
2007-08	Mara Freshour, Christian Hunnicutt
2008-09	Mara Freshour, Kayli Keough
2009-10	Chasity Clayton, Christian Hunnicutt, Kayli Keough

ACADEMIC ALL-ACC

1998	Arleshia Davidson, Wendy Hampton, Brooke Wyckoff
1999	Jen Robinson, Brooke Wyckoff
2000	Molly Beal, Brooke Wyckoff
2001	Molly Beal, Vanessa Fuchs, Brooke Wyckoff
2002	Linnea Liljestrand
2003	Holly Johnson
2004	Ganiyat Adeduntan, Lauren Bradley
2005	Ganiyat Adeduntan, Linnea Liljestrand
2006	Ganiyat Adeduntan, Alicia Gladden, Holly Johnson, LaQuinta Neely
2007	Nikki Anthony, Mara Freshour, Alicia Gladden
2008	Mara Freshour
2009	Mara Freshour
2010	Christian Hunnicutt



Chasity Clayton



Christian Hunnicutt

FLORIDA STATE

LETTERWINNERS



A
Ganiyat Adedunfan
2002-06

Abraham, Joanne	1970-73 (3)
Adams, Leslie	1992-93 (1)
Adedunfan, Ganiyat	2002-06 (4)
Alexander, Vicki	1976-77 (1)
Allen, Deb	1971-74 (3)
Allen, Tasheika	2001-04 (3)
Anthony, Nikki	2004-07 (3)
Arnold, Jackie	1977-79 (2)
Arnoldi, Alison	1990-94 (4)
Atkinson, Angela	1993-94 (1)



B
Lauren Bradley
1999-04

Bailey, Jan	1973-76 (3)
Baker, Jill	1980-84 (4)
Barrineau, Karen	1977-79 (2)
Battles, Judy	1974-77 (3)
Beal, Molly	1999-01 (2)
Bebee, Marion	1972-73 (1)
Belcher, Debra	1972-73 (1)
Bennett, Lea	1998-99 (2)
Blaydes, Diane	1978-80 (2)
Boehmer, Cindy	1972-76 (4)
Bohall, Bonnie	1972-73 (1)
Bouknight, Veronica	1985-86 (1)
Bradley, Lauren	1999-04 (4)
Bravard, Cierra	2008-pr (2)
Brokas, Chris	1975-77 (2)
Brown, Lako	1997-01 (4)
Brown, Susan	1973-76 (3)
Brown, Terry	1972-74 (2)
Buchanan-Berryhill, Mary	1986-93 (3)
Buckelew, Tiffany	2004-07 (3)
Buford, Kyria	2005-06 (1)
Burgun, Ruthann	1980-81 (1)
Burnette, Bev	1984-89 (4)
Burns, Wanda	1988-91 (3)
Burroughs, Joye	1981-82 (1)



C
Latavia Coleman
1996-00

Cannon, Mary Anne	1972-76 (4)
Choice, Genesis	2001-04 (3)
Clark, Gussie	1984-88 (4)

Clayton, Chasity	2008-pr (1)
Cliette, Brenda	1983-87 (2)
Cobbins, Katina	1991-95 (3)
Coleman, Latavia	1996-00 (4)
Collins, Ann	1976-78 (2)
Collins, Debra	1988-89 (1)
Colquitt, Emma	1972-76 (4)
Corn, Robin	1987-92 (4)
Crutchfield, Linda	1972-74 (2)



D
Christy Derlak
1990-94

Davidson, Arleshia	1995-99 (4)
Davis, Chelsea	2009-pr (1)
Davis, Chris	1987-91 (4)
Davis, Melissa	1977-78 (1)
Davis, Vicki	1970-73 (3)
Davis-Cain, Tanae	2005-09 (4)
Deluzio, Alexa	2008-pr (1)
Derlak, Christy	1990-94 (4)
Dishman, Chantelle	1989-93 (4)
Drew, Tizza	1976-77 (1)



E-F
Vanessa Fuchs
1997-01

Edwards, Debbie	1969-72 (3)
Eilbacher, Denise	1976-78 (2)
Erickson, Cathy	1992-93 (1)
Fahey, Meg	1981-82 (1)
Foglio, Lisa	1980-83 (3)
Fowler, Tanya	1988-92 (4)
Frank, Cindy	1970-73 (3)
Frank, Michelle	1992-94 (2)
Freshour, Mara	2005-09 (4)
Fuchs, Vanessa	1997-01 (4)



G
Karen Galloway
1989-91

Gailey, Becky	1977-78 (1)
Galkantas, Nancy	1981-83 (2)
Galkantas, Sue	1980-84 (4)
Galloway, Karen	1989-91 (2)
Garrett, Val	1984-87 (3)
Gladden, Alicia	2003-07 (4)
Glover, Cheryl	1985-86 (1)
Golden, Scooby	1978-80 (2)
Gomez, Jan	1969-71 (2)

Gonzalez, Clara	1974-77 (3)
Gracey, Tamara	1998-99 (1)
Graham, Marlene	1972-76 (4)
Gray, Angel	2006-10 (4)
Gray, Joan	1969-72 (3)
Gray, Linda	1978-81 (3)
Griffin, Pamela	1973-74 (1)
Grimes, Sarah	1987-89 (2)
Gwyn, Moody	1985-86 (1)



H
Roneeka Hodges
2004-05

Hall, Sarah	1984-88 (4)
Hampton, Wendy	1994-98 (4)
Harden, Gina	1978-80 (2)
Harper, Rose	1977-81 (4)
Harris, Valene	1985-87 (2)
Harstvedt, Peggy	1975-78 (3)
Harvin, Alysha	2006-10 (4)
Harvis, Aline	1987-89 (2)
Hatzell, Brauna	1977-78 (1)
Heaps, Meghan	1995-97 (2)
Hodge, Shannon	1988-92 (4)
Hodges, Roneeka	2004-05 (1)
Hofmann, Petra	2000-02 (2)
Howard, Antionette	2007-08 (1)
Houston, Candi	1969-71 (2)
Houston, Francine	2002-03 (1)
Hunnicut, Christian	2007-09 (2)



I-J-K
Holly Johnson
2002-06

Ivy, Rita	1969-72 (3)
Johnson, Holly	2002-06 (4)
Kaminski, Sheri	1983-87 (4)
Keough, Kayli	2008-10 (2)
Kocsis, Francene	1974-76 (2)
Koontz, Barb	1973-76 (3)



FLORIDA STATE LETTERWINNERS

2010-11 WOMEN'S BASKETBALL ALMANAC: HONORS



L
Val
Linley
1997-99

Laine, Charlene	1969-72 (3)
Lappe, Martha	1977-79 (2)
Lardie, Maria	1988-90 (2)
Lasseter, June	1979-80 (1)
Lasseter, Laine	1978-82 (4)
Lautsch, Christie	2004-07 (3)
Liljestrand, Linnea	2001-05 (4)
Linley, Val	1997-99 (2)
Linguist, Hannah	2002-06 (4)
Lopez, Luz	1988-90 (2)



M
Latrice
McLin
1994-98

Macon, Stacy	1976-77 (1)
Marnie, Lynn	1979-83 (4)
McCarty, Terri	1984-88 (3)
McDonald, Lynn Dee	1979-81 (2)
McGowan, Linda-Ann	1983-86 (3)
McKinney, Yvette	1972-75 (3)
McLin, Latrice	1994-98 (4)
Miller, Britany	2005-07 (2)
Miller, Jennifer	1995-97 (2)
Moneymaker, Stacy	1983-84 (1)
Monroe, Jacinta	2006-10 (4)
Moore, Cayla	2006-09 (4)
Moore, Trinetta	2001-04 (3)
Moorefield, Lysa	1994-98 (4)



N-O
LeeVayne
Oliver
1980-84

Neely, LaQuinta	2001-066 (4)
Nelson, Val	1976-77 (1)
Oliver, LeeVayne	1980-84 (4)
O'Neal, Sunnie	1979-82 (3)
Owen, Anne	1969-71 (2)



P
Aletha
Penn
1994-98

Palgut, Karyn	1981-82 (1)
Parker, Kristy	1995-97 (2)
Parr, Barb	1973-76 (3)
Paschal, Tia	1989-93 (4)
Pedersen, Anja	1994-95 (1)
Peercy, Allison	1991-95 (4)
Penn, Aletha	1994-98 (4)
Piatnik, Jan	1984-88 (4)
Pierce, RONALDA	2003-04 (1)
Pink, Patti	1975-77 (2)
Podulka, Kris	1978-81 (3)
Preston, Antonette	1993-94 (1)
Preston, Gayle	1974-76 (2)
Putzi, Debbie	1980-81 (1)



Q-R
Jen
Robinson
1995-99

Rickardson, Kim	1976-77 (1)
Rickman, Tanisha	1994-95 (1)
Rimson, Lorraine	1983-85 (2)
Rivers, Cherry	1976-80 (4)
Robinson, Connie	1991-92 (1)
Robinson, Jen	1995-99 (4)
Rodriguez, Leonor	2009-pr (1)
Ruffo, Sandra	1977-78 (1)
Ryan, Danielle	1989-93 (4)



S
Lakesha
Springle
1998-02

Seamon, Susan	1970-73 (3)
Shannon, Darlene	1977-79 (2)
Sharpe, Joanne	1969-72 (3)
Shaw, Jode	1974-75 (1)
Shields, Dawn	1979-80 (1)
Shuler, Meg	1978-79 (1)
Sildsby, Shirley	1975-78 (3)
Slater, Celia	1983-85 (2)
Small, Kim	2000-02 (2)
Smith, Lori	1983-84 (1)
Spercung, Vicki	1970-72 (2)
Springle, Lakesha	1998-02 (4)
Stokes, Glenda	1979-83 (4)
Stone, Penny	1984-85 (1)
Storey, Robin	1987-89 (2)
Sutton, Angela	1998-00, 02-04 (4)



T-U-V
Katelyn
Vujas
1999-03

Taylor, Liberty	1991-95 (4)
Test, Kelli	1987-91 (4)
Thomas, Karen	1988-90 (2)
Thomas, Terry	1977-78 (1)
Thrapp, Susie	1980-81 (1)
Tinsley, Teresa	1978-80 (2)
Tippins, Debbie	1976-77 (1)
Torres, Levys	1999-01 (2)
Traylor, April	1998-02 (4)
Tucker, Angela	1985-88 (3)
Vujas, Katelyn	1999-03 (4)



W-X-Y-Z
Brooke
Wyckoff
1997-01

Walker, Kaila	1993-94 (1)
Walker, Tracy	1989-92 (3)
Ward, Courtney	2007-pr (3)
Washington, Sharron	1993-94 (1)
Waugh, Leslie	1995-97 (2)
Weigand, Cheryl	1975-78 (3)
White, Elizabeth	1972-74 (2)
White, Kristy	1995-97 (2)
Whiting, Shinikki	1999-02 (3)
Williams, Carla	1994-96 (2)
Williams, Shante	2003-08 (4)
Wood, Lahna	1982-83 (1)
Woods, Ursula	1992-93 (1)
Wright, Diana	1970-72 (2)
Wright, Monica	1969-72 (3)
Wyckoff, Brooke	1997-01 (4)

Active players in **Bold**



FLORIDA STATE

ALL-TIME JERSEY NUMBERS

(Letterwinners starting with 1978-79 season)

#00	
Lakesha Springle	1998-99
CHASITY CLAYTON	2008-Present
#1	
Linnea Liljestrand	2001-05
Angel Gray	2006-10
#2	
LaQuinta Neely	2001-06
Alysha Harvin	2006-10
#3	
Shinikki Whiting	1999-02
Tiffany Buckelew	2004-07
ALEXA DELUZIO	2008-Present
#4	
Antonette Preston	1993-94
Petra Hofmann	2000-02
Cayla Moore	2005-09
#5	
Angela Atkinson	1993-94
Latrice McLin	1994-98
Trinetta Moore	2001-04
Roneeka Hodges	2004-05
CHRISTIAN HUNNICUTT	2007-Present
#9	
Kaila Walker	1993-94
#10	
Susie Thrapp	1980-81
Lahna Wood	1982-83
Jill Baker	1982-84
Valerie Garrett	1984-87
Katina Cobbins	1991, 93-95
Val Linley	1997-99
Lakesha Springle	1999-02
Mara Freshour	2005-09
LEONOR RODRIGUEZ	2009-Present
#11	
Lynn Marnie	1979-82
Sunnie O'Neal	1979-82
Jan Piatnik	1984-88
Shannon Hodge	1988-92
Michelle Frank	1992-94
Angela Sutton	1998-00; 2002-04
#12	
Teresa Tinsley	1978-80
Sheri Kaminski	1983-87
Robin Storey	1987-89
Luz Lopez	1989-90

Alison Arnoldi	1990-94
Kristy Parker	1995-97
April Traylor	1998-02
Holly Johnson	2002-06
COURTNEY WARD	2007-Present
#13	
Lori Smith	1983-84
Chris Davis	1987-91
Jennifer Miller	1995-97
Levys Torres	1999-01
#14	
Rose Harper	1977-81
Jill Baker	1982-84
Joye Burroughs	1981-82
Gussie Clark	1984-88
Tanya Fowler	1988-92
Francine Houston	2002-03
TAY'LER MINGO	2010-Present
#15	
Scooby Golden	1978-80
Kyria Buford	2005-06
Antionette Howard	2007-09
#20	
Linda Gray	1978-81
Linda Ann McGowan	1983-86
Christy Derlak	1990-94
Aletha Penn	1994-98
Katelyn Vujas	1999-03
Tanae Davis-Cain	2005-09
#21	
Aline Harvis	1987-89
Kristy White	1995-97
Brooke Wyckoff	1997-01
Christie Lautsch	2004-07
#22	
Lynn Dee McDonald	1979-81
Celia Slater	1983-85
Moody Gwyn	1985-86
Wanda Burns	1988-91
Carla Williams	1994-96
Vanessa Fuchs	2000-01
Shante Williams	2003-08
Kayli Keough	2008-10
OLIVIA BRESNAHAN	2010-Present
#23	
Bev Burnett	1985-86
Brenda Cliette	1986-87
Robin Corn	1987-92
Sharron Washington	1993-94
Arlेशia Davidson	1995-99
Shinikki Whiting	1999-00

Alicia Gladden	2003-07
#24	
Kris Podulka	1978-81
Kelli Test	1987-91
Liberty Taylor	1991-95
Jen Robinson	1995-99
Kim Small	2000-01
#25	
Jill Baker	1980-81
Valene Harris	1985-87
Connie Robinson	1991-92
Lako Brown	1997-01
#30	
Terri McCarty	1984-85
Sarah Hall	1986-88
Tia Paschal	1989-93
Tanisha Rickman	1994-95
Latavia Coleman	1996-00
#31	
Debbie Putz	1980-81
Lahna Wood	1982-83
Cheryl Glover	1985-86
Karen Thomas	1988-90
Lysa Moorefield	1994-98
Ganiyat Adeduntan	2002-06
#32	
Penny Stone	1984-85
Terri McCarty	1987-88
Karen Galloway	1989-91
Allison Peercy	1991-95
Mehgan Heaps	1995-97
Molly Beal	1999-01
LAUREN COLEMAN	2010-Present
#33	
Cherry Rivers	1976-80
LeeVayne Oliver	1980-84
Bev Burnett	1988-89
Danielle Ryan	1989-93
Kaila Walker	1993-94
Vanessa Fuchs	1997-00
Tasheika Allen	2001-04
Britany Miller	2005-08
NATASHA HOWARD	2010-Present
#34	
Jackie Arnold	1977-79
Tracy Walker	1989-92
Hannah Linquist	2002-06
CHELSEA DAVIS	2009-Present
#35	
Laine Lasseter	1980-82

Debra Collins	1988-89
#40	
June Lasseter	1979-80
Lisa Foglio	1980-83
#41	
Laine Lasseter	1978-80
Tamara Gracey	1998-99
#42	
Stacy Moneymaker	1983-84
Sarah Hall	1984-85
Sarah Grimes	1987-89
Leslie Waugh	1995-97
Genesis Choice	2001-04
#43	
Sue Galkantas	1980-84
#44	
Glenda Stokes	1979-80
Meg Fahey	1981-82
Brenda Cliette	1983-84
Angela Tucker	1985-88
Chantelle Dishman	1989-93
Anja Pedersen	1994-95
Lauren Bradley	1999-04
Nikki Anthony	2004-07
#45	
Meg Schuler	1978-79
Ruthann Burgan	1980-81
Lynn Marnie	1982-83
Ursula Woods	1992-93
Wendy Hampton	1994-98
#50	
Nancy Galkantas	1981-83
Veronica Bouknight	1985-86
Maria Lardie	1988-90
Jacinta Monroe	2006-2010
#51	
Lea Bennett	1998-00
#52	
Glenda Stokes	1982-83
Mary Buchanan Berryhill	1986-87, 92-93
#54	
CIERRA BRAVARD	2008-Present
#55	
Lorraine Rimson	1983-85
Ronanda Pierce	2003-04
Active players in Bold	

FLORIDA STATE
Dancin' to March

GET YOUR
SEASON
TICKETS TODAY!

AUCTIONS

\$20.00
Paint it Pink...



GTG [social icons]

SPORTS | SCHEDULE & SCORES | TICKETS | ATHLETICS DEPARTMENT | MULTIMEDIA | FAN ZONE | FACILITIES | SHOP HERE

WOMEN'S BASKETBALL

SPORT HOME | ROSTER | SCHEDULE | STATS | NEWS | ARCHIVES



'Noles To Lend A Hand

The Florida State women's basketball team will continue its community service work on Saturday, October 17 when they head to the Railroad Square Art Park in Tallahassee for the Paws in Prison Dog Walk.



- MORE BASKETBALL NEWS**
- Coach Sue Attends Ground Breaking
 - Three TV Games Added
 - 2009-10 Schedule Released
 - Monroe Named To Wooden Watch List
 - South Africa Diary #7 - Kayli Keough
 - Final Diaries From South Africa
 - Seminoles Close Out Trip With...
 - Diary #5 - Courtney Ward



- ALL ACCESS**
LAUNCH VIDEO PLAYER
- Women's Basketball - Community Outreach
 - Women's Basketball - 2009 Fall Preview
 - Women's Basketball - 2008-2009 Season Highlights

- MEDIA GUIDE**
- BLOGS
 - FACEBOOK / TWITTER
 - RECRUITS

Online Exclusive!
Beat The Clock. Get the Deal.

For 24 hours only, take advantage of our most incredible offers!

The Official Athletics Website of Florida State University

SEMINOLES.COM

At Seminoles.com you can be the first to get breaking news & updates... order tickets...check the rosters & scoreboard...listen to sporting events with live audio streaming...download free desktop wallpapers...see what the Seminoles are doing in the classroom and in the community...access a stadium seating diagram to see where your tickets are located...take a 360 degree virtual tour of the Basketball Training Center...purchase high quality Florida State pictures...and much MORE!

Mobile Site



Podcasts



Gametracker

TEAM	PTS	REB	AST	STL	BLK	FT	3PT
MARYLAND	73	27	13	1	1	15/20	10/20
FLORIDA STATE	78	14	14	2	1	18/20	10/20

Merchandise



Tickets



FLORIDA STATE



RECORDS

2010-11 WOMEN'S BASKETBALL ALMANAC: RECORDS

FLORIDA STATE

POSTSEASON HISTORY

1978

State Tournament

South Florida 70 FSU 65
 FSU 86 South Florida 61
 South Florida 61 FSU 59

1980

FAIAW State Tournament Tampa, Fla.

FSU 100 South Florida 88

AIAW Region Tournament Clinton, Miss.

Mercer 84 FSU 75

1981

FAIA State Tournament Daytona Beach, Fla.

Miami 79 FSU 70

1982

FAIAW State Tournament Daytona Beach, Fla.

FSU 84 Miami 80
 FSU 76 Florida A&M 65

AIAW Region 111 Tournament

FSU 71 Mississippi College 69
 Georgia Southern 81 FSU 78
 Mississippi Valley 95 FSU 83

National Women's Invitational Tournament

FSU 76 Pepperdine 63
 FSU 75 BYU 71
 Championship Game
 Oregon State 76 FSU 60

1983

NCAA Mideast First Round* University, Miss.

Ole Miss 86 FSU 76
 *First team in Florida to earn NCAA Tournament bid

1990

NCAA Mideast First Round Tallahassee, Fla.

Penn State 83 FSU 73

1991

NCAA Mideast First Round Tallahassee, Fla.

FSU 96 Appalachian State 57

NCAA Mideast Second Round Bowling Green, Ky.

Western Kentucky 72 FSU 69

2001

NCAA Midwest First Round Ames, Iowa

FSU 72 Tulane 70

NCAA Midwest Second Round Ames, Iowa

Iowa State 85 FSU 70

2003

Women's National Invitational Tournament Tallahassee, Fla.

FSU 71 Florida International 51
 Auburn, Ala.
 Auburn 68 FSU 57

2004

Women's National Invitational Tournament Mobile, Ala.

FSU 67 South Alabama 61
 Richmond, Va.
 Richmond 84 FSU 77

2005

NCAA Midwest First Round Storrs, Conn.

FSU 87 Richmond 54

NCAA Midwest Second Round Storrs, Conn.

Connecticut 70 FSU 52

2006

NCAA Midwest First Round Denver, Colo.

FSU 80 Louisiana Tech 71

NCAA Midwest Second Round Denver, Colo.

Stanford 88 FSU 70

2007

NCAA Fresno Regional First Round Stanford, Calif.

FSU 85 Old Dominion 75

NCAA Fresno Regional Second Round Stanford, Calif.

FSU 68 Stanford 61

NCAA Fresno Regional Sweet 16 Fresno, Calif.

LSU 55 FSU 43

2008

NCAA Des Moines Regional First Round Des Moines, Iowa

FSU 60 Ohio State 49

NCAA Des Moines Regional Second Round Des Moines, Iowa.

Oklahoma State 73 FSU 72 (OT)

2009

NCAA Duluth Regional First Round Duluth, Ga.

FSU 83 N.C. A&T 71

NCAA Duluth Regional Second Round Duluth, Ga.

Arizona State 63 FSU 58

2010

NCAA Dayton Regional First Round Tallahassee, Fla.

FSU 75 Louisiana Tech 61

NCAA Dayton Regional Second Round Tallahassee, Fla.

FSU 66 St. John's 65 (OT)

NCAA Dayton Regional Sweet 16 Dayton, Ohio

FSU 74 Mississippi State 71

NCAA Dayton Regional Elite Eight Dayton, Ohio

UConn 90 FSU 50



The 2009-10 Seminoles advanced to the Elite Eight for the first time in Florida State history.

FLORIDA STATE POSTSEASON HISTORY

2010-11 WOMEN'S BASKETBALL ALMANAC: RECORDS



2010 NCAA Tournament

**NCAA
TOURNAMENT
RECORD:
11-10 (.524)**



2009 NCAA Tournament



2006 NCAA Tournament



2008 NCAA Tournament



2005 NCAA Tournament



2007 NCAA Tournament



2001 NCAA Tournament

FLORIDA STATE

POSTSEASON HISTORY

FSU POSTSEASON BESTS

INDIVIDUAL (FSU)

Category	Record	Player	Opponent	Date
Total points:	28	Roneeka Hodges	UConn	3/22/05
Field Goals:	11	Roneeka Hodges	UConn	3/22/05
FG Attempted:	26	Tanae Davis-Cain	Ohio State	3/22/08
3 Point Field Goals:	5	Tanae Davis-Cain	Ohio State	3/22/08
3 FG Attempted:	10	Alysha Harvin	Mississippi State	3/28/10
Free Throws:	8	Alicia Gladden	Stanford	3/19/07
FT Attempted:	11	Alicia Gladden	Stanford	3/19/07
OF Rebounds:	7	Chantelle Dishman	App. State	3/13/91
DE Rebounds:	8	Mara Freshour	Ohio State	3/22/08
	8	Jacinta Monroe	Okla State	3/24/08
TOT Rebounds:	12	Brenda Cliette	Mississippi	3/18/83
	12	Alicia Gladden	La Tech	3/18/06
	12	Mara Freshour	Ohio State	3/22/08
Blocks:	5	Jacinta Monroe	Old Dominion	3/17/07
	5	Jacinta Monroe	Mississippi State	3/28/10
Assists:	9	Courtney Ward	St. John's	3/22/10
Steals:	6	Danielle Ryan	App. State	3/13/91

TEAM (FSU)

Category	Record	Opponent	Date
FG%	57.7%	Old Dominion	3/17/07
3 FG%	64.3%	Richmond	3/20/05
FT%	90.0%	Western Kentucky	3/15/91
Total Points:	96	Appalachian State	3/13/91
FG:	38	Appalachian State	3/13/91
FGA:	81	Appalachian State	3/13/91
3FG:	9	Richmond	3/20/05
	9	Ohio State	3/22/08
	9	N.C. A&T	3/21/09
3FGA:	21	Oklahoma State	3/24/08
FT:	22	Louisiana Tech	3/20/10
FTA:	32	Louisiana Tech	3/18/06
OF Reb:	20	Appalachian State	3/13/91
	20	Louisiana Tech	3/20/10
DEF Reb:	32	Oklahoma State	3/24/08
TOT Reb:	51	Oklahoma State	3/24/08
Blocks:	7	Old Dominion	3/17/07
	7	Mississippi State	3/28/10
Assists:	23	Richmond	3/20/05
	23	N.C. A&T	3/21/09
Steals:	21	Appalachian State	3/13/91

INDIVIDUAL (OPPONENTS)

Category	Record	Player	Team	Date
Total points:	34	Candice Wiggins	Stanford	3/20/06
Field Goals:	11	Candace Wiggins	Stanford	3/20/06
	11	Shananria Dowdell	Louisiana Tech	3/20/10
FG Attempted:	25	Andrea Riley	Okla State	3/24/08
3 Point Field Goals:	5	Mary Govero	Mississippi State	3/28/10
3 PT FG Attempted:	12	Andrea Riley	Okla State	3/24/08
Free Throws:	9	Sherida Triggs	Old Dominion	3/17/07
FT Attempted:	13	Sylvia Fowles	LSU	3/24/07
OF Rebounds:	8	Armelie Lumanu	Mississippi State	3/28/10
DE Rebounds:	11	Shannon Thomas	App. State	3/13/91
	11	Jessica Moore	Connecticut	3/22/05
TOT Rebounds:	15	Armelie Lumanu	Mississippi State	3/28/10
Blocks:	4	Brooke Smith	Stanford	3/20/06
	4	Jantel Lavender	Ohio State	3/22/08
	4	Sybil Dosty	Arizona St.	3/23/09
	4	Chanel Makango	Mississippi State	3/28/10
	4	Tina Charles	Connecticut	3/30/10
Assists:	8	Dana Fortenberry	Mississippi	3/18/83
Steals:	6	Andrea Riley	Okla State	3/24/08

TEAM (OPPONENTS)

Category	Record	Team	Date
FG%	53.3%	Connecticut	3/30/10
3 FG%	50%	Western Kentucky	3/15/91
	50%	Connecticut	3/30/10
FT%	85%	Connecticut	3/22/05
Total Points:	90	Connecticut	3/30/10
FG:	32	Western Kentucky	3/15/91
	32	Mississippi	3/18/83
	32	Connecticut	3/30/10
FGA:	76	Oklahoma State	3/24/08
3FG:	10	Mississippi State	3/28/10
3FGA:	24	Oklahoma State	3/24/08
	24	Mississippi State	3/28/10
FT:	27	Stanford	3/20/06
FTA:	39	Mississippi	3/18/83
OF Reb:	23	Old Dominion	3/17/07
DEF Reb:	31	Stanford	3/20/06
	31	Oklahoma State	3/24/08
TOT Reb:	50	Oklahoma State	3/24/08
Blocks:	8	Connecticut	3/30/10
Assists:	25	Mississippi	3/18/83
Steals:	20	Mississippi	3/18/83


FLORIDA STATE CONFERENCE HISTORY




FSU IN THE METRO CONFERENCE (from 1981-1991)

YEAR-BY-YEAR RECORD

YEAR	METRO	OVERALL	HEAD COACH
1980-81	1-3	14-15	Janice Dykehouse
1981-82	2-3	28-10	Janice Dykehouse
1982-83	5-1	24-6	Janice Dykehouse
1983-84	2-9	13-18	Janice Dykehouse
1984-85	2-9	7-21	Jan D. Allen
1985-86	3-8	12-18	Jan D. Allen
1986-87	5-7	9-19	Marynell Meadors
1987-88	4-8	9-18	Marynell Meadors
1988-89	7-5	16-11	Marynell Meadors
1989-90	11-3	21-9	Marynell Meadors
1990-91	12-2	25-7	Marynell Meadors



Cherry Rivers – 1980 Metro Conference All-Tournament Team



Sue Galkantas – 1983 Metro Conference All-Tournament Team


FSU IN THE METRO CONFERENCE TOURNAMENT (from 1981-1991) - All-time record: 6-9

YEAR	FSU RESULTS
1981	Tulane 70 – FSU 60 FSU 78 – St. Louis 56
1982	no tournament played
1983	Louisville 67 – FSU 56 FSU 84 – Cincinnati 61
1984	Louisville 88 – FSU 77
1985	Virginia Tech 86 – FSU 65
1986	Cincinnati 77 – FSU 45
1987	Virginia Tech 68 – FSU 67
1988	Cincinnati 78 – FSU 76
1989	Cincinnati 57 – FSU 47
1990	FSU 83 – Memphis State 58 Southern Miss 90 – FSU 78
1991	FSU 89 – Cincinnati 51 FSU 83 – Louisville 70 FSU 54 – South Carolina 53*

*Conference champion



Chantelle Dishman was named Metro Conference Freshman of the Year in 1990 and helped Florida State to its first NCAA appearance since 1983.



Tia Paschal – 1990 Metro Conference All-Tournament Team, 1993 ACC Tournament First Team

FLORIDA STATE CONFERENCE HISTORY



FSU IN THE ATLANTIC COAST CONFERENCE (from 1992-present)

YEAR-BY-YEAR RECORD

YEAR	ACC (SEED)	OVERALL	HEAD COACH
1991-92	8-8 (5th)	17-11	Marynell Meadors
1992-93	6-10 (7th)	13-14	Marynell Meadors
1993-94	3-13 (9th)	6-21	Marynell Meadors
1994-95	3-13 (8th)	8-22	Marynell Meadors
1995-96	2-14 (9th)	8-20	Marynell Meadors
1996-97	0-16 (9th)	5-22	Chris Gobrecht
1997-98	5-11 (7th)	9-18	Sue Semrau
1998-99	2-14 (9th)	7-20	Sue Semrau
1999-00	4-12 (8th)	12-17	Sue Semrau
2000-01	9-7 (4th)	19-12	Sue Semrau
2001-02	4-12 (9th)	13-15	Sue Semrau
2002-03	8-8 (4th)	17-13	Sue Semrau
2003-04	7-9 (5th)	15-15	Sue Semrau
2004-05	9-5 (4th)	24- 8	Sue Semrau
2005-06	10-4 (4th)	20-10	Sue Semrau
2006-07	10-4 (4th)	24-10	Sue Semrau
2007-08	7-7 (15th)	19-14	Sue Semrau
2008-09	12-2 (1st)	26-8	Sue Semrau
2009-10	12-2 (1st)	28-6	Sue Semrau



Latavia Coleman – 2000 ACC Tournament
First Team

FSU IN THE ACC TOURNAMENT

(from 1992-present) - All-time record: 6-18

YEAR	FSU RESULTS
1992	#4 UNC 81 – #5 FSU 69
1993	#2 Maryland 91 – #7 FSU 68
1994	#8 Wake Forest 72 – #9 FSU 57
1995	#8 Maryland 72 – #9 FSU 56
1996	#9 FSU 64 – #8 Georgia Tech 51 #1 Virginia 83 – #9 FSU 50
1997	#8 Wake Forest 70 – #9 FSU 59
1998	#2 Clemson 85 – #7 FSU 68
1999	#1 Duke 90 – #9 FSU 57
2000	#8 FSU 65 – #7 Maryland 60 #1 Duke 92 – #8 FSU 65
2001	#4 FSU 83 – #5 Virginia 77 #1 Duke 72 – #4 FSU 56
2002	#1 Duke 82 – #9 FSU 66
2003	#5 Georgia Tech 64 – #4 FSU 59
2004	#4 Maryland 62 – #5 FSU 47
2005	#5 Virginia 72 – #4 FSU 67 (OT)
2006	#5 NC State 64 – #4 FSU 60
2007	#5 FSU 70 – #12 Wake Forest 53 #4 NC State 76 – #5 FSU 49
2008	#6 FSU 57 – #11 Wake Forest 52 #3 Duke 81 – #6 FSU 57
2009	#2 FSU 83 – #7 Boston College 71 #3 Duke 75 – #2 FSU 57
2009	#7 Boston College 67 – #2 FSU 60



Brooke Wyckoff – 2001 ACC Tournament
Second Team



1991-92 Seminoles – Florida State's first ACC team.



Brooke Wyckoff and Sue Semrau

FLORIDA STATE

VS. RANKED OPPONENTS

ASSOCIATED PRESS (1981-2010)

DATE	RANK	OPPONENT	RESULT
1/17/82	7	at Old Dominion	100-65 L
1/25/82	14	Memphis	104-90 L
1/27/82	12	South Carolina	82-81 L
2/15/82	18	Mississippi	63-61 W
12/10/82	11	(n) Penn State	86-84 L
3/18/83	13	at Mississippi	86-76 L
11/18/83	16	at Arizona State	85-70 L
12/2/83	18	at Western Kentucky	79-74 L
1/5/84	16	at Missouri	(OT) 82-75 W
2/2/84	10	Auburn	72-53 L
2/24/84	1	(n) Texas	89-43 L
1/30/85	10	at Auburn	76-58 L
1/26/86	11	Tennessee	89-43 L
1/3/88	17	Georgia	91-72 L
1/23/89	16	at South Carolina	99-82 L
2/16/89	5	at Georgia	90-70 L
2/20/89	14	South Carolina	76-68 L
11/25/89	13	at LSU	68-65 L
1/17/90	14	at Auburn	80-63 L
1/22/90	15	South Carolina	75-72 L
1/27/90	19	at Southern Miss	77-73 L
2/21/90	7	Georgia	80-76 L
2/24/90	17	Southern Miss	97-72 W
3/3/90	17	at South Carolina	75-59 L
3/10/90	22	(n) Southern Miss	90-78 L
12/2/90	20	LSU	89-82 W
12/7/90	18	Northern Illinois	78-66 W
12/8/90	1	at Virginia	92-77 L
1/31/91	4	at Georgia	91-71 L
2/14/91	5	Auburn	79-64 L
3/13/91	10	(n) Western Kentucky	72-69 L
11/29/91	14	(n) Lamar	78-67 W
11/30/91	19	at LSU	96-88 L
1/3/92	1	Virginia	87-80 L
1/8/92	4	Maryland	79-64 L
1/15/92	17	at Clemson	80-73 L
1/19/92	20	NC State	76-75 W
1/25/92	25	North Carolina	70-61 W
1/27/92	2	at Virginia	81-43 L
2/1/92	15	Clemson	79-66 W
2/5/92	1	at Maryland	101-70 L
2/10/92	24	at North Carolina	69-52 L
12/18/92	16	at Miami	64-61 W
12/21/92	20	(n) Tennessee Tech	88-72 W
1/6/93	9	Virginia	78-66 L
1/10/93	15	North Carolina	85-66 W
1/12/93	3	Maryland	68-61 W
1/30/93	3	at Virginia	76-68 L
2/6/93	19	Clemson	84-69 L
2/9/93	22	at Northern Illinois	86-80 L
2/24/93	24	at Clemson	70-63 L
3/6/93	12	(n) Maryland	91-68 L
12/11/93	7	at North Carolina	102-61 L
12/21/93	13	at Virginia	82-56 L
12/31/93	10	(n) Alabama	87-33 L
1/5/94	24	Maryland	69-54 L
1/14/94	4	North Carolina	71-48 L
2/4/94	10	Virginia	59-50 L
12/3/94	15	Florida	91-80 L
12/19/94	11	(n) Texas Tech	66-44 L
1/4/95	4	North Carolina	77-52 L
1/17/95	12	Virginia	76-60 L
1/28/95	21	Duke	75-71 L
2/3/95	5	at North Carolina	92-47 L
2/18/95	6	at Virginia	79-45 L
2/21/95	17	at Florida	81-62 L
12/6/95	17	at Duke	92-30 L
1/9/96	13	NC State	76-71 L
1/16/96	7	at Virginia	91-58 L
1/27/96	12	Duke	61-47 L
2/3/96	17	at Clemson	70-53 L
2/11/96	15	at NC State	78-64 L
2/16/96	10	Virginia	81-40 L
2/26/96	18	Florida	76-37 L
3/3/96	8	(n) Virginia	83-50 L
11/23/96	20	(n) Florida	75-48 L
12/7/96	11	NC State	88-52 L
1/3/97	16	at Duke	87-46 L

1/8/97	16	North Carolina	88-63 L
1/11/97	20	at Clemson	74-63 L
1/19/97	8	Virginia	67-57 L
1/26/97	17	at NC State	75-36 L
2/2/97	22	Duke	77-70 L
2/14/97	5	at North Carolina	82-56 L
2/16/97	9	at Virginia	73-44 L
2/19/97	21	Clemson	71-47 L
11/20/97	9	at Florida	73-64 L
12/3/97	25	at NC State	72-60 L
12/13/97	4	at Louisiana Tech	86-60 L
12/21/97	22	SW Missouri State	68-57 L
1/2/98	9	at Virginia	75-62 L
1/4/98	5	at North Carolina	103-77 L
1/16/98	25	at Duke	96-76 L
1/21/98	10	Florida	69-57 L
1/25/98	8	NC State	72-62 L
1/29/98	21	at Clemson	85-55 L
2/1/98	16	Virginia	83-76 L
2/4/98	5	North Carolina	75-58 L
2/15/98	13	Duke	79-67 L
2/26/98	16	(n) Clemson	85-68 L
11/19/98	3	Louisiana Tech	88-72 L
12/2/98	16	at Duke	91-72 L
12/5/98	9	North Carolina	112-101 L
12/30/98	4	at Georgia	95-72 L
1/7/99	12	at Clemson	77-55 L
1/22/99	19	Virginia	80-71 L
1/25/99	9	Duke	92-75 L
1/28/99	14	at North Carolina	87-76 L
2/7/99	17	Clemson	71-67 L
2/21/99	17	at Virginia	73-55 L
2/25/99	8	(n) Duke	90-57 L
1/6/00	3	NC State	62-58 L
1/24/00	9	Duke	59-54 L
1/30/00	11	Auburn	55-52 L
2/6/00	11	at NC State	72-62 L
2/10/00	22	Virginia	74-59 L
2/24/00	9	at Duke	87-52 L
3/5/00	12	(n) Duke	92-65 L
12/30/00	12	NC State	74-70 L
1/8/01	5	Duke	73-60 L
1/21/01	20	at Clemson	79-66 L
2/1/01	15	at Xavier	75-72 L
2/8/01	4	at Duke	71-69 W
3/4/01	4	(n) Duke	72-56 L
3/18/01	8	(n) Iowa State	85-70 L
11/29/01	19	Florida	78-74 L
12/16/01	25	at Auburn	71-59 L
1/2/02	19	North Carolina	93-81 L
1/27/02	4	Duke	102-80 L
2/4/02	24	at North Carolina	93-63 L
2/21/02	5	at Duke	88-55 L
3/1/02	4	(n) Duke	82-66 L
12/30/02	3	Connecticut	74-53 L
1/12/03	10	North Carolina	74-53 L
1/26/03	1	at Duke	81-63 L
2/13/03	8	at North Carolina	72-56 L
2/27/03	2	Duke	70-49 L
11/25/03	1	at Connecticut	81-53 L
2/20/03	22	(n) TCU	81-68 L
12/27/03	17	(n) LSU	75-68 L
1/5/04	1	at Duke	79-66 L
2/1/04	10	at North Carolina	66-60 L
2/8/04	2	Duke	80-74 W
2/26/04	11	North Carolina	71-58 L
1/16/05	15	Maryland	(OT) 95-91 W
1/20/05	9	North Carolina	(OT) 79-73 W
1/24/05	23	at Virginia Tech	(2OT) 81-78 W
2/6/05	3	at Duke	75-64 L
2/17/05	24	at NC State	71-43 L
3/22/05	10	at Connecticut	70-52 L
1/5/06	2	at Duke	87-68 L
1/16/06	6	at Maryland	75-57 L
1/22/06	4	at North Carolina	68-51 L
2/5/06	24	NC State	75-61 W
2/26/06	17	Boston College	71-60 W
3/18/06	18	Louisiana Tech	80-71 W
3/20/06	14	Stanford	88-70 L
1/21/07	16	(n) Georgia	65-70 L

1/25/07	1	Duke	60-73 L
2/12/07	2	North Carolina	59-80 L
2/15/07	6	Maryland	60-74 L
3/2/07	24	(n) NC State	49-76 L
3/19/07	5	at Stanford	68-61 W
3/24/07	12	(n) LSU	43-55 L
11/24/07	24	at DePaul	68-79 L
12/6/07	12	at Texas A&M	67-81 L
12/29/07	7	(n) Georgia	(OT) 62-71 L
1/3/08	11	LSU	61-73 L
1/11/08	12	at Duke	38-70 L
2/17/08	3	at North Carolina	77-97 L
2/24/08	4	at Maryland	(OT) 84-92 L
3/7/08	12	(n) Duke	67-81 L
3/22/08	25	(n) Ohio State	60-49 L
3/24/08	13	(n) Oklahoma State	(OT) 72-73 L
12/21/08	1	(n) Connecticut	71-83 L
1/5/09	3	Texas A&M	60-53 W
1/23/09	16	at Virginia	80-75 W
1/29/09	3	Duke	(OT) 82-75 W
2/2/09	13	Maryland	71-72 L
2/13/09	8	North Carolina	77-70 W
2/24/09	22	Virginia	63-68 L
3/7/09	8	(n) Duke	57-75 L
3/23/09	19	(n) Arizona State	58-63 L
12/28/09	1	Connecticut	59-78 L
1/7/10	19	Virginia	68-50 W
1/29/10	7	Duke	43-73 L
2/1/10	13	North Carolina	83-73 W
2/22/10	18	Virginia	59-58 W
3/30/10	1	(n) Connecticut	50-90 L

BY RANKING

No. 1	0-2
No. 2	1-4
No. 3	3-6
No. 4	1-11
No. 5	1-9
No. 6	0-3
No. 7	0-6
No. 8	1-7
No. 9	1-7
No. 10	0-10
No. 11	0-8
No. 12	0-11
No. 13	1-7
No. 14	1-5
No. 15	3-4
No. 16	3-8
No. 17	2-10
No. 18	4-2
No. 19	1-7
No. 20	3-3
No. 21	0-3
No. 22	0-7
No. 23	1-0
No. 24	1-7
No. 25	2-3
Total	30-157

BY LOCATION

Home	17-59
Away	9-71
Neutral	4-28

First win over a ranked opponent:
63-61 win over #No. 18 Mississippi (February 15, 1982)

Highest win over ranked opponent:
80-74 over #2 Duke (February 8, 2004)

Biggest margin of victory over a ranked team:
97-72 (25) over #17 Southern Mississippi (February 24, 1990)

Most wins in a season over ranked opponents:
Five (1992)

FLORIDA STATE

VS. RANKED OPPONENTS

USA TODAY (1984-2010)

DATE	RANK	OPPONENT	RESULT
2/8/85	24	Tennessee	56-67 L
2/23/85	22	Memphis St.	64-76 L
2/25/85	21	Miami	67-74 L
1/26/86	13	Tennessee	43-89 L
2/25/85	22	Memphis St.	67-84 L
1/3/88	19	Georgia	72-91 L
1/23/89	15	at South Carolina	82-99 L
2/16/89	6	at Georgia	70-90 L
2/20/89	19	South Carolina	68-76 L
11/25/90	12	at Louisiana St.	65-68 L
1/17/90	14	at Auburn	63-80 L
1/22/90	17	South Carolina	72-75 L
1/27/90	18	at Southern Mississippi	73-77 L
2/21/90	7	Georgia	76-80 L
2/24/90	17	Southern Mississippi	97-72 W
3/3/90	18	at South Carolina	59-75 L
3/10/90	20	at Southern Mississippi	78-90 L
3/14/90	23	Penn State	73-83 L
12/2/90	20	LSU	89-82 W
12/7/90	19	North Illinois	78-66 W
12/8/90	1	at Virginia	77-92 L
1/31/91	4	at Georgia	71-91 L
2/14/91	5	Auburn	64-79 L
3/13/91	11	West Kentucky	69-72 L
11/29/91	17	(n) Lamar	78-67 W
1/3/92	1	Virginia	60-87 L
1/8/92	4	Maryland	64-79 L
1/15/92	17	at Clemson	73-80 L
1/19/92	15	NC State	76-75 W
1/25/92	25	North Carolina	70-61 W
1/27/92	2	at Virginia	43-81 L
2/1/92	19	Clemson	79-66 W
2/5/92	1	at Maryland	70-101 L
2/10/92	20	at North Carolina	52-69 L
1/6/93	9	Virginia	66-78 L
1/10/93	14	at North Carolina	85-66 W
1/12/93	3	Maryland	68-61 W
1/18/93	25	at Georgia Tech	79-71 W
1/21/93	20	North Carolina	60-73 L
1/25/93	5	at Maryland	61-74 L
1/30/93	10	at Virginia	68-76 L
2/6/93	19	Clemson	69-84 L
3/6/93	12	(n) Maryland	68-91 L
12/11/93	7	at North Carolina	61-102 L
12/21/93	14	at Virginia	56-82 L
12/31/93	10	(n) Alabama	33-87 L
1/5/94	22	Maryland	54-69 L
1/14/94	4	North Carolina	48-71 L
2/4/94	11	Virginia	50-59 L
12/3/94	15	Florida	80-91 L
12/19/94	11	(n) Texas Tech	44-66 L
1/4/95	4	North Carolina	52-77 L
1/17/95	14	Virginia	60-76 L
2/3/95	5	at North Carolina	47-92 L
2/18/95	7	at Virginia	45-79 L
2/21/95	16	at Florida	62-81 L
12/1/95	21	(n) Florida	56-74 L
12/6/95	17	at Duke	30-92 L
1/3/96	24	at North Carolina	59-67 L
1/9/96	13	NC State	71-76 L
1/16/96	7	at Virginia	58-91 L
1/27/96	13	Duke	47-61 L
1/3/96	18	at Clemson	53-70 L
2/11/96	17	at NC State	64-78 L
2/16/96	10	Virginia	40-81 L
2/26/96	19	Florida	37-76 L
3/3/96	9	(n) Virginia	50-83 L
11/23/96	22	(n) Florida	48-75 L
12/7/96	12	NC State	52-88 L
1/3/97	17	at Duke	46-87 L
1/8/97	15	North Carolina	63-88 L
1/11/97	16	at Clemson	63-74 L
1/19/97	8	Virginia	57-67 L
1/26/97	17	at NC State	36-75 L
2/2/97	21	Duke	70-77 L
2/14/97	6	at North Carolina	54-82 L
2/16/97	8	at Virginia	44-73 L

2/19/97	22	Clemson	47-71 L
11/20/97	8	at Florida	64-73 L
12/3/97	23	at NC State	60-72 L
12/13/97	4	at Louisiana Tech	60-86 L
12/21/97	24	SW Missouri State	57-68 L
1/2/98	9	at Virginia	62-75 L
1/4/98	4	at North Carolina	77-103 L
1/16/98	20	at Duke	76-96 L
1/21/98	12	Florida	57-69 L
1/25/98	7	NC State	62-72 L
1/29/98	22	at Clemson	55-85 L
2/1/98	13	Virginia	76-83 L
2/4/98	5	North Carolina	58-75 L
2/15/98	14	Duke	67-79 L
2/26/98	17	Clemson	68-85 L
11/19/98	2	Louisiana Tech	72-88 L
12/2/98	16	at Duke	72-91 L
12/5/98	8	North Carolina	101-112 L
12/30/98	4	at Georgia	72-95 L
1/7/99	10	at Clemson	55-77 L
1/22/99	21	Virginia	71-80 L
1/25/99	13	Duke	75-92 L
1/28/99	10	at North Carolina	76-87 L
2/7/99	18	Clemson	67-71 L
2/21/99	17	at Virginia	55-73 L
2/25/99	9	(n) Duke	57-90 L
1/6/00	3	NC State	58-62 L
1/24/00	9	Duke	54-59 L
1/30/00	11	Auburn	52-55 L
2/6/00	8	at NC State	62-22 L
2/10/00	21	at Virginia	59-74 L
1/20/00	23	at North Carolina	67-77 L
2/24/00	8	at Duke	52-87 L
3/5/00	10	(n) Duke	65-92 L
12/30/00	12	NC State	74-70 W
1/8/01	5	Duke	60-73 L
1/21/01	20	at Clemson	66-79 L
1/24/01	24	Virginia	60-58 W
1/29/01	24	at NC State	66-85 L
2/01/01	16	at Xavier	72-75 L
2/08/01	4	at Duke	71-69 W
2/22/01	22	Clemson	49-69 L
3/04/01	4	(n) Duke	56-72 L
3/18/01	8	at Iowa State	70-85 L
11/29/01	18	Florida	74-78 L
1/02/02	18	North Carolina	81-93 L
1/27/02	6	Duke	80-102 L
2/04/02	23	at North Carolina	63-93 L
2/21/02	5	at Duke	55-88 L
3/01/02	4	(n) Duke	55-82 L
12/30/02	2	Connecticut	55-74 L
1/12/03	9	North Carolina	53-74 L
1/26/03	1	at Duke	63-81 L
2/13/03	7	at North Carolina	56-72 L
2/27/03	2	Duke	49-70 L
11/25/03	1	at Connecticut	53-81 L
12/20/03	19	(n) TCU	68-81 L
12/27/03	18	(n) LSU	68-75 L
1/5/04	2	at Duke	55-79 L
2/1/04	10	at North Carolina	60-66 L
2/4/04	2	Duke	80-74 W
2/26/04	11	North Carolina	58-71 L
1/16/05	17	Maryland	(OT) 95-91 W
1/20/05	6	North Carolina	(OT) 79-73 W
2/6/05	4	at Duke	75-64 L
2/17/05	24	at NC State	71-43 L
3/22/05	9	at Connecticut	70-52 L
1/5/06	2	at Duke	87-68 L
1/16/06	6	at Maryland	75-57 L
1/22/06	3	at North Carolina	68-51 L
2/26/06	19	Boston College	71-60 W
3/18/06	16	(n) Louisiana Tech	80-71 W
3/20/06	14	(n) Stanford	88-70 L
1/21/07	16	(n) Georgia	65-70 L
1/25/07	1	Duke	60-73 L
2/12/07	2	North Carolina	59-80 L
2/15/07	6	Maryland	60-74 L
3/2/07	25	(n) NC State	49-76 L

3/19/07	5	at Stanford	68-61 W
3/24/07	11	(n) LSU	43-55 L
12/6/07	11	at Texas A&M	67-81 L
12/29/07	7	(n) Georgia	(OT) 62-71 L
1/3/08	11	LSU	61-73 L
1/11/08	13	at Duke	38-70 L
2/17/08	3	at North Carolina	77-97 L
2/24/08	4	at Maryland	(OT) 84-92 L
3/7/08	12	(n) Duke	67-81 L
3/22/08	25	(n) Ohio State	60-49 W
3/24/08	13	(n) Oklahoma State	(OT) 72-73 L
12/21/08	1	(n) Connecticut	71-83 L
1/5/09	3	Texas A&M	60-53 W
1/18/09	25	Georgia Tech	59-49 W
1/23/09	14	at Virginia	80-75 W
1/29/09	7	Duke	(OT) 82-75 W
2/2/09	9	Maryland	71-72 L
2/13/09	7	North Carolina	77-70 W
2/24/09	19	Virginia	63-68 L
3/7/09	10	(n) Duke	57-75 L
12/28/09	1	Connecticut	59-78 L
1/7/10	19	Virginia	68-50 W
1/29/10	7	Duke	43-73 L
2/1/10	15	North Carolina	83-73 W
2/22/10	18	Virginia	59-58 W
3/30/10	1	(n) Connecticut	50-90 L

BY RANKING

No. 1	0-9
No. 2	1-6
No. 3	2-3
No. 4	1-11
No. 5	1-6
No. 6	1-4
No. 7	2-8
No. 8	0-7
No. 9	0-8
No. 10	0-8
No. 11	0-8
No. 12	2-5
No. 13	0-7
No. 14	2-5
No. 15	2-3
No. 16	1-5
No. 17	3-9
No. 18	1-5
No. 19	3-6
No. 20	1-5
No. 21	1-7
No. 22	0-5
No. 23	0-4
No. 24	1-5
No. 25	3-1
Total	28-150

BY LOCATION

Home	18-64
Away	7-64
Neutral	3-22

First win over a ranked opponent:

97-72 over #17 Southern Mississippi (February 24, 1990)

Highest win over ranked opponent:

80-74 over #2 Duke (February 8, 2004)

Biggest margin of victory over a ranked team:

97-72 (25) over #17 Southern Mississippi (February 24, 1990)

Most wins in a season over ranked opponents:

Five (2008-09)



FLORIDA STATE

INDIVIDUAL RECORDS

INDIVIDUAL RECORDS

POINTS

GAME	39, R. Hodges vs. Maryland (1/16/05)
SEASON	710, S. Galkantas (1981-82)
CAREER	2323, S. Galkantas (1980-84)

SCORING AVERAGE

SEASON	21.6, S. Galkantas (1981-82)
CAREER	19.4, S. Galkantas (1980-84)

FIELD GOALS MADE

GAME	17, L. Lasseter vs. S.W. Louisiana (12/16/79)
SEASON	282, S. Galkantas (1981-82)
CAREER	919, S. Galkantas (1980-84)

FIELD GOALS ATTEMPTED

GAME	34, B. Burnett vs. Ga. Southern (12/16/87)
SEASON	536, S. Galkantas (1981-82)
CAREER	1753, S. Galkantas (1980-84)

FIELD GOAL PERCENTAGE

SEASON	.656, C. Dishman (1990-91)
CAREER	.605, C. Dishman (1989-92)

3-POINT FIELD GOALS

GAME	7, C. Derlak vs. UT Chattanooga (11/26/93)
SEASON	77, T. Davis-Cain (77-208) (2008-09)
CAREER	198, T. Davis-Cain (2005-09)

3-POINT FIELD GOAL PERCENTAGE

SEASON	.500, C. Ward (37-74) (2008-09)
CAREER	.414, R. Storey (1987-89)

FREE THROWS MADE

GAME	14, T. Paschal vs. UNC (1/10/93) & Florida (12/15/91); W. Burns vs. Memphis State (1/19/91); S. Galkantas vs. Tulane (2/5/83) & Memphis State (2/14/83)
SEASON	189, C. Williams (1995-96)
CAREER	485, S. Galkantas (1980-84)

FREE THROW ATTEMPTS

GAME	22, A. Traylor vs. Florida (2/11/99)
SEASON	244, C. Williams (1995-96)
CAREER	651, S. Galkantas (1980-84)

FREE THROW PERCENTAGE

SEASON	.837, H. Johnson (2004-05)
CAREER	.818, M. Freshour (2005-09)

REBOUNDS

GAME	24, L. Torres vs. Coppin State (12/28/00)
SEASON	336, C. Rivers (1977-78)
CAREER	1029, C. Rivers (1976-80)

REBOUND AVERAGE

SEASON	14, C. Rivers (1977-78)
CAREER	10.8, B. Cliette (1982-87)

ASSISTS

GAME	14, S. Silsby vs. Flagler (2/6/76)
SEASON	198, C. Ward (2009-10)
CAREER	469, C. Ward (2007-present)

STEALS

GAME	10, W. Burns vs. Alabama (1/24/89)
SEASON	101, A. Gladden (2004-05)
CAREER	275, A. Gladden (2003-07)

BLOCKS

GAME	9, J. Monroe vs. Georgia Tech (1/18/09)
SEASON	84, J. Monroe (2008-09)
CAREER	301, J. Monroe (2006-2010)

SEASON RECORDS

POINTS

1.	Sue Galkantas, 1981-82	710 pts in 34 games
2.	Sue Galkantas, 1980-81	627 pts in 29 games
3.	Roneeka Hodges, 2004-05	615 pts in 32 games
4.	Wanda Burns, 1990-91	572 pts in 31 games
5.	Bev Burnette, 1987-88	533 pts in 25 games
6.	Tia Paschal, 1992-93	524 pts in 27 games
7.	Wanda Burns, 1989-90	515 pts in 29 games
8.	Cherry Rivers, 1979-80	514 pts in 31 games
9.	Chantelle Dishman, 1990-91	503 pts in 31 games
10.	Sue Galkantas, 1983-84	495 pts in 28 games

SCORING AVERAGE

1.	Sue Galkantas, 1980-81	21.6 (627 pts in 29 games)
2.	Bev Burnett, 1987-88	21.3 (533 pts in 25 games)
3.	Sue Galkantas, 1981-82	20.9 (710 pts in 34 games)
4.	Tia Paschal, 1992-93	19.4 (524 pts in 27 games)
5.	Roneeka Hodges, 2004-05	19.2 (615 pts in 32 games)
6.	Wanda Burns, 1990-91	18.5 (572 pts in 31 games)
7.	Laine Lasseter, 1978-79	18.4 (415 pts in 22 games)
8.	Wanda Burns, 1989-90	17.8 (515 pts in 29 games)
	Cherry Rivers, 1978-79	17.8 (464 pts in 26 games)
	Jackie Arnold, 1977-78	17.8 (410 pts in 23 games)

STEALS

1.	Alicia Gladden, 2004-05	101 in 32 games
2.	Tia Paschal, 1992-93	96 in 27 games
3.	Brenda Cliette, 1986-87	94 in 24 games
4.	Wanda Burns, 1989-90	77 in 30 games
	Brenda Cliette, 1982-83	77 in 29 games
6.	April Traylor, 2000-01	75 in 31 games
	Tia Paschal, 1990-91	75 in 32 games
8.	Alicia Gladden, 2006-07	73 in 34 games
9.	Angela Sutton, 1999-00	68 in 29 games
	Glenda Stokes, 1991-92	68 in 37 games

REBOUNDS

1.	Cherry Rivers, 1976-77	336 in 24 games
2.	Levys Torres, 2000-01	310 in 31 games
3.	Brenda Cliette, 1986-87	302 in 24 games
4.	Sue Galkantas, 1981-82	296 in 34 games
5.	Glenda Stokes, 1979-80	294 in 35 games
6.	Glenda Stokes, 1981-82	276 in 37 games
7.	Sue Galkantas, 1980-81	270 in 29 games
8.	Lorraine Rimson, 1983-84	269 in 31 games
	Brenda Cliette, 1982-83	269 in 29 games
10.	LeeVayn Oliver, 1981-82	260 in 35 games

REBOUND AVERAGE

1.	Cherry Rivers, 1976-77	14.0 (336 in 24 games)
2.	Brenda Cliette, 1986-87	12.6 (302 in 24 games)
3.	Cherry Rivers, 1977-78	10.3 (226 in 22 games)
4.	Levys Torres, 2000-01	10.0 (310 in 31 games)
	Laine Lasseter, 1978-79	10.0 (222 in 22 games)
6.	Brenda Cliette, 1982-83	9.3 (269 in 29 games)
	Sue Galkantas, 2000-01	9.3 (270 in 29 games)
8.	Chantelle Dishman, 1991-92	8.8 (246 in 28 games)
9.	Lorraine Rimson, 1983-84	8.7 (269 in 31 games)
	Sue Galkantas, 1981-82	8.7 (296 in 34 games)

ASSISTS

1.	Courtney Ward, 2009-10	198 in 35 games
2.	Shirley Silsby, 1976-77	184 in 23 games
3.	Courtney Ward, 2008-09	170 in 34 games
4.	Sheri Kaminski, 1983-84	155 in 31 games
5.	Shante Williams, 2003-04	154 in 30 games
6.	April Traylor, 1999-00	145 in 26 games
7.	Wanda Burns, 1990-91	136 in 31 games
8.	Lynn Marnie, 1981-82	135 in 36 games
9.	Allison Peercy, 1992-93	129 in 26 games
10.	Holly Johnson, 2004-05	127 in 32 games

BLOCKS

1.	Jacinta Monroe, 2008-09	84
2.	Brooke Wyckoff, 1997-98	80
3.	Jacinta Monroe, 2007-08	78
4.	Jacinta Monroe, 2009-10	74
5.	Brooke Wyckoff, 1998-99	64
6.	Jacinta Monroe, 2006-07	63

7.	Britany Miller, 2006-07	55
8.	Laine Lasseter, 1980-81	48
9.	Britany Miller, 2005-06	39
10.	Brooke Wyckoff, 1999-00	34
	Mary Buchanon, 1986-87	34

FIELD GOAL ATTEMPTS

1.	Sue Galkantas, 1981-82	536
2.	Sue Galkantas, 1980-81	520
3.	Roneeka Hodges, 2004-05	504
4.	Tasheika Allen, 2002-03	467
5.	Tanae Davis-Cain, 2008-09	421
6.	Tia Paschal, 1992-93	418
7.	Wanda Burns, 1989-90	404
8.	April Traylor, 2000-01	396
	Wanda Burns, 1990-91	396
10.	Tasheika Allen, 2003-04	395

FIELD GOALS

1.	Sue Galkantas, 1981-82	282
2.	Sue Galkantas, 1980-81	261
3.	Roneeka Hodges, 2004-05	236
4.	Tia Paschal, 1992-93	219
5.	Sue Galkantas, 1983-84	192
6.	Lisa Foglio, 1981-82	190
7.	Chantelle Dishman, 1991-92	187
8.	Wanda Burns, 1991-92	186
	Wanda Burns, 1989-90	186
10.	Sue Galkantas, 1982-83	184
	Lisa Foglio, 1982-83	184
	Britany Miller, 2006-07	184

FIELD GOAL PERCENTAGE (MINIMUM OF 100)

1.	Chantelle Dishman, 1990-91	.656 (191-291 in 31 games)
2.	Glenda Stokes, 1982-83	.602 (103-171 in 29 games)
3.	Lisa Foglio, 1981-82	.596 (190-319 in 26 games)
4.	Jacinta Monroe, 2007-08	.592 (135-228 in 33 games)
5.	Chantelle Dishman, 1991-92	.582 (146-251 in 28 games)
6.	Cierra Bravard, 2008-09	.578 (115-199 in 34 games)
7.	Sue Galkantas, 1982-83	.570 (184-323 in 29 games)
8.	Chantelle Dishman, 1989-90	.565 (131-232 in 29 games)
9.	Laine Lasseter, 1979-80	.560 (162-290 in 21 games)
10.	Levys Torres, 2000-01	.541 (120-222 in 31 games)
	Trinetta Moore, 2002-03	.541 (92-170 in 30 games)

FREE THROW PERCENTAGE (MINIMUM OF 50)

1.	Holly Johnson, 2004-05	.837 (72-86 in 32 games)
2.	Wanda Burns, 1990-91	.827 (115-139 in 29 games)
3.	Mara Freshour, 2007-08	.826 (90-109 in 33 games)
	Mara Freshour, 2008-09	.826 (76-92 in 34 games)
5.	Lisa Foglio, 1982-83	.819 (77-94 in 29 games)
6.	Mara Freshour, 2006-07	.815 (53-65 in 34 games)
7.	Alexa Deluzio, 2009-10	.811 (43-53 in 35 games)
8.	Chris Davis, 1989-90	.809 (76-94 in 30 games)
	Sheri Kaminski, 1984-85	.809 (51-63 in 24 games)
9.	Lauren Bradley, 2003-04	.805 (70-87 in 30 games)
	Danielle Ryan, 1991-92	.805 (91-113 in 28 games)

3-POINT FIELD GOAL ATTEMPTS

1.	Tanae Davis-Cain, 2008-09	208
2.	Tanae Davis-Cain, 2006-07	181
3.	Alysha Harvin, 2009-10	177
4.	Courtney Ward, 2009-10	174
5.	Wendy Hampton, 1996-97	163
6.	Tasheika Allen, 2002-03	155
7.	Mara Freshour, 2007-08	154
8.	Linnea Lijestrand, 2004-05	153
9.	Tanae Davis-Cain, 2007-08	144
10.	Tasheika Allen, 2003-04	139

3-POINT FIELD GOALS MADE

1.	Tanae Davis-Cain, 2008-09	77 in 34 games
2.	Mara Freshour, 2007-08	66 in 33 games
3.	Alysha Harvin, 2009-10	63 in 34 games
	Courtney Ward, 2009-10	63 in 34 games
4.	Linnea Lijestrand, 2004-05	54 in 32 games

FLORIDA STATE

INDIVIDUAL RECORDS

5.	Tanae Davis-Cain, 2006-07	52 in 34 games
6.	Wendy Hampton, 1996-97	51 in 27 games
	Mara Freshour, 2008-09	51 in 34 games
7.	Tanae Davis-Cain, 2006-07	49 in 24 games
8.	Robin Storey, 1988-89	47 in 27 games
9.	Tasheika Allen, 2003-04	44 in 30 games
	Holly Johnson, 2005-06	44 in 30 games

3-POINT FIELD GOAL PERCENTAGE (MINIMUM OF 20 MADE)

1.	Courtney Ward, 2008-09	.500 (37-74 in 34 games)
2.	Robin Storey, 1988-89	.475 (47-99 in 27 games)
3.	Mara Freshour, 2007-08	.429 (66-154 in 33 games)
4.	Alexa Deluzio, 2009-10	.406 (39-96 in 35 games)
5.	Tasheika Allen, 2001-02	.400 (28-70 in 28 games)
3.	Mara Freshour, 2008-09	.389 (51-131 in 34 games)
6.	Ganiyat Adeduntan, 2004-05	.375 (36-96 in 32 games)
7.	Wendy Hampton, 1995-96	.373 (28-75 in 28 games)
8.	Tanae Davis-Cain, 2008-09	.370 (77-208 in 34 games)
9.	Courtney Ward, 2009-10	.368 (63-171 in 34 games)
10.	Alysha Harvin, 2009-10	.362 (63-174 in 34 games)

30-POINT CLUB

39	Roneeka Hodges vs. Maryland (2005)
38	Latavia Coleman vs. UNC (1998)
38	Tia Paschal vs. UNC (1993)
37	Sue Galkantas vs. Florida (1980)
36	Tia Paschal vs. Maryland (1993)
34	Chantelle Dishman vs. Marquette (1991)
34	Bev Burnett vs. Florida A&M (1986), Virginia Tech (1988)
34	Sue Galkantas vs. Tulane (1982), Florida A&M (1981)
34	Laine Lasseter vs. SE Louisiana (1980)
33	Roneeka Hodges vs. UT-Arlington (2004)
33	Christy Derlak vs. UT-Chattanooga (1993)
33	Danielle Ryan vs. Maryland (1993)
33	Sue Galkantas vs. Middle Tennessee State (1983), vs. Georgia State (1980), vs. Virginia Tech (1982)
33	Laine Lasseter vs. Mercer (1981)
32	Latavia Coleman vs. Tulsa (1999)
32	Bev Burnett vs. South Florida (1986)
32	Sue Galkantas vs. South Alabama (1986)
32	Laine Lasseter vs. Florida (1986)
31	Latavia Coleman vs. Maryland (2000)
31	Jen Robinson vs. Georgia Tech (1999)
31	Wanda Burns vs. Southern Mississippi (1990)
31	Bev Burnett vs. Southern Mississippi (1989)
31	Laine Lasseter vs. Florida (1979)
30	Brooke Wyckoff vs. Georgia Tech (2001)
30	April Traylor vs. Tulane (2001)
30	Latavia Coleman vs. Louisiana Tech (1998)
30	Lysa Moorefield vs. Ga. Tech (1998)
30	Christy Derlak vs. Duke (1994)
30	Bev Burnett vs. Southern Mississippi, Louisville, Georgia Southern (1988)
30	Lisa Foglio vs. Miami (1982)
30	Sue Galkantas vs. Kent State, Memphis State, Tulane (1982)
30	Cherry Rivers vs. Miami (1980)

REBOUND CLUB

24	Levys Torres vs. Coppin State (2000)
23	Laine Lasseter vs. South Florida (1978)
21	Glenda Stokes vs. Virginia Tech (1982)
21	Jacinta Monroe vs. UAB (2006)
19	Carla Williams vs. Furman (1996)
19	LeeVayn Oliver vs. Cincinnati (1981)
19	Chris Brokas vs. Troy State (1979)
18	Alicia Gladden vs. FAMU (2004)
18	Levys Torres vs. Wake Forest (2001)
18	Sarah Hall vs. Central Florida (1986)
17	Ursula Woods vs. Maryland (1993)
17	Chantelle Dishman vs. Miami (1991)
17	Sarah Hall vs. West Georgia (1986)
17	Lorraine Rimson vs. Georgetown, vs. Radford (1986)
17	Brenda Cliette vs. Montclair State (1983)
17	Sue Galkantas vs. Florida (1980)
17	Laine Lasseter vs. Florida (1979)
17	Jacinta Monroe vs. North Carolina (2010)

CAREER RECORDS

POINTS

1.	Sue Galkantas, 1980-84	2323 in 120 games
2.	Tia Paschal, 1989-93	1662 in 116 games
3.	Cherry Rivers, 1976-80	1636 in 103 games
4.	Bev Burnett, 1984-89	1509 in 97 games
5.	April Traylor, 1998-02	1503 in 112 games
6.	Latavia Coleman, 1996-00	1428 in 91 games
7.	Alicia Gladden, 2003-07	1403 in 126 games
8.	Wanda Burns, 1988-91	1394 in 87 games
9.	Chris Davis, 1987-91	1365 in 110 games
10.	Brooke Wyckoff, 1997-01	1350 in 109 games

SCORING AVERAGE (MINIMUM OF TWO SEASONS)

1.	Sue Galkantas, 1980-84	19.4 (2323 in 120 games)
2.	Wanda Burns, 1988-91	16.0 (1394 in 87 games)
3.	Cherry Rivers, 1976-80	15.9 (1636 in 103 games)
4.	Jackie Arnold, 1977-79	15.8 (727 in 46 games)
5.	Latavia Coleman, 1996-00	15.7 (1428 in 91 games)
6.	Bev Burnett, 1984-89	15.6 (1509 in 97 games)
7.	Lisa Foglio, 1980-83	15.0 (1227 in 82 games)
8.	Lorraine Rimson, 1983-85	14.6 (1138 in 78 games)
	Laine Lasseter, 1978-82	14.6 (1265 in 86 games)
10.	Tia Paschal, 1989-93	14.3 (1662 in 116 games)

REBOUNDS

1.	Cherry Rivers, 1976-80	1029 in 103 games
2.	Sue Galkantas, 1980-84	1006 in 120 games
3.	Glenda Stokes, 1979-83	938 in 130 games
4.	Jacinta Monroe, 2006-2010	909 in 135 games
5.	LeeVayn Oliver, 1980-84	869 in 122 games
6.	Brooke Wyckoff, 1997-01	804 in 109 games
7.	Sarah Hall, 1984-88	785 in 110 games
8.	Chantelle Dishman, 1989-93	777 in 94 games
9.	Tia Paschal, 1989-93	703 in 116 games
10.	Lorraine Rimson, 1983-86	652 in 78 games

REBOUND AVERAGE

1.	Brenda Cliette, 1982-87	10.8 (571 in 53 games)
2.	Cherry Rivers, 1976-80	10.0 (1029 in 103 games)
3.	Chris Brokas, 1976-79	9.1 (530 in 64 games)
4.	Lorraine Rimson, 1983-85	8.4 (652 in 78 games)
	Sue Galkantas, 1980-84	8.4 (1006 in 120 games)
6.	Chantelle Dishman, 1989-93	8.2 (777 in 94 games)
7.	Brooke Wyckoff, 1997-01	7.4 (804 in 109 games)
8.	Glenda Stokes, 1979-83	7.2 (938 in 130 games)
	Laine Lasseter, 1978-82	7.2 (624 in 86 games)
10.	Sarah Hall, 1984-88	7.1 (785 in 110 games)
	LeeVayne Oliver, 1980-84	7.1 (869 in 122 games)
	Jackie Arnold, 1977-79	7.1 (325 in 46 games)

3-POINT FIELD GOALS

1.	Tanae Davis-Cain, 2005-09	198 in 121 games
2.	Mara Freshour, 2005-09	168 in 131 games
3.	Wendy Hampton, 1994-98	134 in 112 games
4.	Courtney Ward, 2007-present	129 in 101 games
5.	April Traylor, 1998-02	115 in 112 games
6.	Tasheika Allen, 2001-04	114 in 88 games
7.	Ganiyat Adeduntan, 2002-06	113 in 120 games
8.	Linnea Liljestrands, 2001-05	110 in 103 games
9.	Holly Johnson, 2002-06	100 in 122 games
10.	Jen Robinson, 1995-99	90 in 108 games

ASSISTS

1.	Courtney Ward, 2008-present	469 in 101 games
2.	Shante Williams, 2003-2008	451 in 121 games
3.	Jen Robinson, 1996-99	388 in 108 games
4.	April Traylor, 1998-02	387 in 112 games
5.	Allison Peercy, 1992-95	382 in 111 games
6.	Robin Corn, 1987-92	360 in 112 games
7.	Sheri Kaminski, 1983-87	355 in 98 games
8.	Shirley Silsby, 1976-79	348 in 69 games
9.	Holly Johnson, 2002-06	342 in 122 games
10.	Wanda Burns, 1988-91	331 in 69 games

STEALS

1.	Alicia Gladden, 2003-07	275 in 126 games
2.	Tia Paschal, 1989-93	269 in 116 games
3.	Chris Davis, 1987-91	221 in 110 games
4.	April Traylor, 1998-02	217 in 112 games
5.	Glenda Stokes, 1979-83	201 in 110 games
6.	Shante Williams, 2003-08	199 in 121 games
7.	Danielle Ryan, 1989-93	197 in 117 games
8.	Cherry Rivers, 1976-80	189 in 103 games
	Brooke Wyckoff, 1997-01	189 in 109 games
10.	Lisa Foglio, 1980-83	181 in 82 games

BLOCKS

1.	Jacinta Monroe, 2006-2010	301 in 136 games
2.	Brooke Wyckoff, 1997-01	209 in 109 games
3.	Wendy Hampton, 1994-98	134 in 112 games
4.	Sarah Hall, 1984-88	110 in 110 games
5.	Britany Miller, 2005-08	103 in 70 games
6.	Lauren Bradley, 1999-04	89 in 110 games
7.	Laine Lasseter, 1978-82	84 in 64 games
8.	Chris Davis, 1981-91	75 in 110 games
9.	Lysa Moorefield, 1994-98	72 in 111 games
10.	Alicia Gladden, 2003-07	70 in 126 games

FIELD GOAL PERCENTAGE (MINIMUM OF TWO SEASONS)

1.	Chantelle Dishman, 1989-93	.601 (483-803 in 94 games)
2.	Lisa Foglio, 1980-83	.542 (513-946 in 82 games)
3.	Jacinta Monroe, 2006-2010	.544 (414-760 in 136 games)
4.	Sue Galkantas, 1980-84	.524 (919-1753 in 120 games)
5.	Laine Lasseter, 1978-82	.521 (540-1036 in 86 games)
6.	LeeVayn Oliver, 1980-84	.520 (498-957 in 122 games)
7.	Britany Miller, 2005-08	.517 (357-691 in 70 games)
8.	Danielle Ryan, 1989-93	.514 (508-989 in 117 games)
9.	Tia Paschal, 1989-91	.502 (683-1360 in 116 games)
10.	Carla Williams, 1994-96	.495 (214-432 in 58 games)

FREE THROW PERCENTAGE (MINIMUM OF 100 ATTEMPTS)

1.	Mara Freshour, 2005-09	.818 (234-286 in 131 games)
2.	Lisa Foglio, 1980-83	.788 (201-255 in 82 games)
3.	Wanda Burns, 1988-91	.777 (271-349 in 87 games)
4.	Holly Johnson, 2002-06	.773 (242-313 in 122 games)
5.	Danielle Ryan, 1989-92	.761 (251-330 in 114 games)
6.	Alysha Harvin, 2006-2010	.781 (202-266 in 127 games)
7.	Linnea Liljestrands, 2001-05	.750 (75-100 in 103 games)
8.	Lauren Bradley, 1999-04	.748 (172-230 in 110 games)
9.	Sue Galkantas, 1980-84	.745 (485-651 in 120 games)
10.	Tasheika Allen, 2001-04	.743 (225-303 in 88 games)
	Carla Williams, 1994-96	.743 (342-460 in 58 games)

3-POINT FG PERCENTAGE

1.	Robin Storey, 1987-89	.414 (75-181 in 54 games)
2.	Mara Freshour, 2005-09	.396 (168-424 in 131 games)
3.	Courtney Ward, 2007-present	.392 (129-392 in 101 games)
4.	Alison Arnoldi, 1990-94	.374 (61-163 in 91 games)
5.	L. Liljestrands, 2001-05	.354 (118-311 in 103 games)
6.	Christy Derlak, 1990-94	.341 (89-261 in 113 games)
7.	Danielle Ryan, 1989-93	.341 (29-85 in 117 games)
8.	W. Hampton, 1994-98	.333 (134-402 in 112 games)
9.	G. Adeduntan, 2002-06	.330 (113-342 in 120 games)
10.	Molly Beal, 1999-01	.324 (45-139 in 49 games)

GAMES PLAYED

1.	Jacinta Monroe, 2007-2010	136
2.	Mara Freshour, 2005-09	131
3.	Glenda Stokes, 1979-83	130
4.	Alysha Harvin, 2007-2010	127
5.	Alicia Gladden, 2003-07	126
6.	LeeVayne Oliver, 1980-84	122
	Holly Johnson, 2002-06	122
7.	Shante Williams, 2003-08	121
	Tanae Davis-Cain, 2005-09	121
8.	Sue Galkantas, 1980-84	120
	Ganiyat Adeduntan, 2002-06	120
9.	Danielle Ryan, 1989-93	117
10.	Tia Paschal, 1989-93	116
	LaQuinta Neely, 2001-06	116

FLORIDA STATE

TEAM RECORDS

POINTS

MOST GAME	114 vs. Stetson (2/6/91)
MOST SEASON	2,883 (1981-82)
LEAST GAME	26 vs. Clemson (2/7/94)
LEAST SEASON	488 (1973-74)

FIELD GOALS MADE

MOST GAME	49 vs. Stetson (2/6/91)
MOST SEASON	1,171 (1981-82)
LEAST GAME	8 vs. Clemson (2/7/94)
LEAST SEASON	538 (1993-94)

FIELD GOAL ATTEMPTS

MOST GAME	97 vs. Florida (12/4/78)
MOST SEASON	2,384 (1979-80)
LEAST GAME	35 vs. Clemson (2/7/94)
LEAST SEASON	1,051 (1973-74)

FIELD GOAL PERCENTAGE

HIGH GAME	.731 vs. Denver (12/15/80)
HIGH SEASON	.520 (1990-91)
LOW GAME	.214 vs. Alabama (12/31/93)
LOW SEASON	.340 (1973-74)

3-POINT FIELD GOALS MADE

MOST GAME	12 vs. Richmond (3/21/04)
MOST SEASON	206 (2009-10)
LEAST GAME	0 Several Times
LEAST SEASON	32 (1991-92)

3-POINT FIELD GOAL ATTEMPTS

MOST GAME	31 vs. Auburn (1/17/91)
MOST SEASON	547 (2009-10)
LEAST GAME	0 vs. Lamar (11/29/91)
LEAST SEASON	120 (1991-92)

3-POINT FIELD GOAL PERCENTAGE

HIGH SEASON	.434 (1988-89)
LOW SEASON	.244 (1998-99)

FREE THROWS MADE

MOST GAME	36 vs. Fordham (12/31/84)
MOST SEASON	573 (1990-91)
LEAST GAME	1 vs. Georgia S. Western (1986) and Duke (1995-96)
LEAST SEASON	245 (1996-97)

FREE THROW ATTEMPTS

MOST GAME	51 vs. Georgia Tech (1/31/96) (3OT)
MOST SEASON	826 (1990-91)
LEAST GAME	3 vs. S. Carolina (1982); vs. Florida (11/23/96)
LEAST SEASON	419 (1996-97)

FREE THROW PERCENTAGE

HIGH GAME	.952 (20-21) vs. N. Carolina (1/4/95)
HIGH SEASON	.722 (2009-10)
LEAST GAME	.167 vs. Duke (1/3/97)
LEAST SEASON	.510 (1973-74)

REBOUNDS

HIGH GAME	74 vs. Florida (12/4/78)
HIGH SEASON	1,545 (1981-82)
LEAST GAME	13 vs. Maryland (1994)
LEAST SEASON	774 (1993-94)

REBOUND AVERAGE

HIGH SEASON	45.5 (1986-87)
LEAST SEASON	28.7 (1993-94)

ASSISTS

HIGH GAME	29 vs. FAMU (1/20/82) & (1/21/91)
HIGH SEASON	601 (1981-82)
LEAST GAME	2 vs. Tulane (1984-85), Texas Tech (1994-95)
LEAST SEASON	169 (1973-74)

STEALS

HIGH GAME	31 vs. South Florida (2/12/81)
HIGH SEASON	406 (1981-82)
LEAST GAME	1 vs. Georgia Tech (1995-96)
LEAST SEASON	224 (1993-94)

BLOCKS

HIGH GAME	12 vs. Mercer (11/17/78)
HIGH SEASON	166 (2006-07)
LEAST GAME	0 several times
LEAST SEASON	38 (1983-84)

TOP GAME PERFORMANCES

POINTS

114	vs. Stetson (2/6/91)
110	vs. Marquette (12/1/90)
107	vs. Savannah State (11/23/03)
106	vs. Memphis State (1/19/91)
105	vs. Georgia Southern (12/3/88)
104	vs. Tulane (2/25/91)
104	vs. Oral Roberts (2/29/92)

MOST FIELD GOALS MADE IN A GAME

49	vs. Stetson (2/6/91)
47	vs. Georgia Southern (12/3/88)
47	vs. Dayton (1/21/77)
46	vs. Southeastern Louisiana (1/22/81)
45	vs. Stetson (1/28/83)

MOST FIELD GOALS ATTEMPTED IN A GAME

97	vs. Monmouth (11/30/85)
97	vs. Florida (12/4/78)
91	vs. Central Michigan (11/25/88)
91	vs. Miami (12/11/88)
86	vs. Marquette (12/1/90)
86	vs. Wisconsin (12/4/87)

HIGHEST FIELD GOAL PERCENTAGE IN A GAME

.731	vs. Denver (12/15/80)
.661	vs. Memphis State (1/19/90)
.660	vs. Nebraska (12/31/82)
.654	vs. South Florida (12/10/83)
.644	vs. Austin Peay (12/2/01)

MOST 3-POINT FIELD GOALS MADE IN A GAME

12	vs. Richmond (3/21/04)
12.	vs. Maryland (2/28/10)
11	vs. Tennessee-Chattanooga (11/26/93)
11	vs. Boston College (1/24/10)
10	vs. Clemson (2/9/05)
10	vs. Miami Ohio (11/27/04)
10	vs. Georgia Tech (12/5/01)
10	vs. Maryland (2/11/01)
10	vs. Florida (12/3/94)

MOST 3-POINT FIELD GOALS ATTEMPTED IN A GAME

31	vs. Auburn (1/17/90)
31	vs. Florida (11/17/09)
29	vs. Alcorn State (12/6/09)
26	vs. Clemson (2/27/98)
26	at Maryland (2/24/08)
25	vs. Clemson (2/19/05)
25	vs. Virginia (1/19/97)

HIGHEST 3-POINT PERCENTAGE IN A GAME

1.000	vs. Oral Roberts (2/29/92)
.750	vs. Maryland (2/28/10)
.833	vs. Georgia Tech (12/5/01)
.750	vs. North Carolina (2/9/95)

.700	vs. Tennessee Tech (12/21/92)
.667	vs. Clemson (12/16/97)
.667	vs. Hawaii (12/21/09)

MOST FREE THROWS MADE IN A GAME

36	vs. Fordham (12/31/84)
35	vs. Northern Illinois (2/22/92)
33	vs. Memphis State (2/16/91)
33	vs. Louisville (2/10/90)
33	vs. Georgia Tech (1/31/96)
33	vs. Tulane (2/5/83)

MOST FREE THROWS ATTEMPTED IN A GAME

51	vs. Georgia Tech (1/22/96)
47	vs. Rice (12/6/86)
47	vs. Fordham (12/13/84)
46	vs. Wake Forest (1/15/05)
41	vs. Tulane (2/5/83)

HIGHEST FREE THROW PERCENTAGE IN A GAME

1.000	vs. Stetson (12/13/86)
1.000	vs. South Carolina (1/27/82)
1.000	vs. UCF (12/16/09)
.952	vs. North Carolina (1/4/94)
.933	vs. Montana (12/29/04)
.933	vs. Clemson (2/9/05)
.944	vs. Maryland (1/10/01)
.917	vs. Florida (2/23/80)

MOST REBOUNDS IN A GAME

74	vs. Florida (12/4/78)
70	vs. Georgia Southern (12/16/87)
69	vs. Rice (12/6/86)
69	vs. Monmouth (11/30/85)
67	vs. Florida A&M (2/15/90)

MOST ASSISTS IN A GAME

31	vs. Central Michigan (11/25/88)
29	vs. Florida A&M (1/20/82)
29	vs. Florida A&M (1/21/88)
29	vs. Florida A&M (2/24/92)
28	vs. Southern Mississippi (2/23/91)

MOST STEALS IN A GAME

31	vs. South Florida (2/12/81)
25	vs. Florida A&M (12/3/96)
24	vs. Southern Alabama (11/24/89)
24	vs. Fordham (12/13/84)
23	vs. Lewis (1/2/81)

MOST BLOCKED SHOTS IN A GAME

12	vs. Mercer (11/17/78)
10	vs. Miami Ohio (11/27/04)
10	vs. Hawaii (12/21/09)
10	vs. UCF (12/16/09)
9	vs. Army (1/2/83)
9	vs. South Florida (2/10/86)
9	vs. Mississippi (11/26/97)
9	vs. Stetson (12/6/06)
9	at Texas A&M (12/6/07)

MOST TURNOVERS IN A GAME

42	vs. St. Louis (2/6/81)
40	vs. Texas (2/24/84)
37	vs. Maryland (2/22/98)
36	vs. Tennessee (1/26/86)
36	vs. Stetson (11/20/09)
35	vs. Georgia Tech (1/31/95)
35	vs. New Orleans (2/25/87)

MOST FOULS IN A GAME

55	vs. Clemson (1/7/99)
36	vs. South Florida (1/8/82)
35	vs. Mississippi (1982-1983)
32	vs. Georgia Tech (1/20/02)

FLORIDA STATE

MISCELLANEOUS RECORDS

NOTABLE FSU VICTORIES

Date	Opponent	Score
First Win: 1973-74	Barry College	50-33
Win 50: 1977-78	South Florida	84-76 OT
Win 100: Dec. 4, 1981	Kent State	80-66
Win 150: Dec. 5, 1983	UCF	67-60
Win 200: Dec. 3, 1988	Ga. Southern	105-78
Win 250: Jan. 11, 1992	Ga. Tech	77-66
Win 300: Jan. 23, 1995	Ga. Tech	60-58
Win 350: Dec. 17, 2000	St. Francis	73-65
Win 400: Dec. 21, 2003	FAU	88-77
Win 450: Feb. 19, 2006	Clemson	80-72 OT
Win 500: Nov. 25, 2008	SE Missouri	62-31

All-Time Record - 530-515 (.507)

SEASON OPENERS

YEAR	OPPONENT	SCORE, WL	SITE	DATE
1973-74	Florida	39-41, L	n/a	n/a
1974-75	Albany State	62-55, W	n/a	n/a
1975-76	Rollins	56-43, W	n/a	n/a
1976-77	Albany State	38-87, L	n/a	n/a
1977-78	Valdosta State	57-92, L	n/a	n/a
1978-79	Mississippi State	60-64, L	n/a	n/a
1980-81	Georgia Tech	84-97, L	A	11/20/80
1981-82	Stetson	81-54, W	H	11/23/81
1982-83	UT-Chattanooga	94-77, W	N	11/26/82
1983-84	Arizona State	70-85, L	N	11/18/83
1984-85	Albany State	66-60, W	H	11/14/84
1985-86	West Georgia	67-57, W	H	11/23/85
1986-87	Albany State	71-72, L (OT)	H	12/1/86
1987-88	New Mexico St	73-64, W	N	11/27/87
1988-89	Central Michigan	100-78, W	N	11/25/88
1989-90	South Alabama	89-82, W (2OT)	N	11/24/89
1990-91	UM-Kansas City	66-52, W	N	11/23/90
1991-92	Miami	71-69, W (OT)	H	11/23/91
1992-93	Florida Atlantic	97-67, W	H	12/1/92
1993-94	UT-Chattanooga	85-86, L	A	11/26/93
1994-95	Fresno State	67-62, W	N	11/25/94
1995-96	Florida Atlantic	69-46, W	A	11/27/95
1996-97	South Florida	68-59, W	A	11/22/96
1997-98	Florida A&M	79-70, W	A	11/16/97
1998-99	Tulsa	76-67, W	A	11/14/98
1999-00	Tulsa	77-70, W	H	11/19/99
2000-01	UNC-Asheville	89-64, W	H	11/19/00
2001-02	Saint Mary's	78-57, W	N	11/18/01
2002-03	Alabama State	89-61, W	H	11/22/02
2003-04	Savannah State	107-28, W	H	11/23/03
2004-05	Xavier	56-48, W	H	11/19/04
2005-06	Georgia Southern	82-57, W	H	11/18/05
2006-07	UAB	93-77, W	H	11/12/06
2007-08	Florida Gulf Coast	93-53, W	A	11/9/07
2008-09	Florida Gulf Coast	81-62, W	H	11/16/08
2009-10	North Florida	99-50, W	H	11/13/09

HOME OPENERS

YEAR	OPPONENT	SCORE, WL	DATE
1980-81	Florida	90-48, W	12/3/80
1981-82	Stetson	81-54, W	11/23/81
1982-83	Albany State	94-52, W	12/1/82
1983-84	Mid Tennessee St.	75-67, W	11/26/83
1984-85	Albany State	66-60, W	11/14/84
1985-86	West Georgia	67-57, W	11/23/85
1986-87	Albany State	71-72, L (OT)	12/1/86
1987-88	Wisconsin	100-67, W	12/4/87
1988-89	UNC-Asheville	99-58, W	12/2/88
1989-90	Mississippi State	86-62, W	12/1/89
1990-91	Marquette	110-75, W	12/19/90
1991-92	Miami	71-69, W (OT)	11/23/91
1992-93	Florida Atlantic	97-67, W	12/1/92
1993-94	Rhode Island	71-76, L	12/3/93
1994-95	Central Florida	74-59, W	11/29/94
1995-96	UT-Chattanooga	58-60, L	12/17/95
1996-97	Florida A&M	91-59, W	12/3/96
1997-98	Mississippi	64-54, W	11/26/97
1998-99	Louisiana Tech	72-88, L	11/19/98
1999-00	Tulsa	77-70, W	11/19/99
2000-01	UNC-Asheville	89-64, W	11/19/00
2001-02	E Tenn State	99-66, W	11/24/01
2002-03	Alabama State	89-61, W	11/22/02
2003-04	Savannah State	107-28, W	11/23/03
2004-05	Xavier	56-48, W	11/19/04
2005-06	Georgia Southern	82-57, W	11/18/05
2006-07	UAB	93-77, W	11/12/06
2007-08	North Florida	75-48, W	11/11/07
2008-09	Florida Gulf Coast	81-62, W	11/16/08

2009-10	North Florida	99-50, W	11/13/09
---------	---------------	----------	----------

OVERTIME GAMES

YEAR	OPPONENT	SCORE, WL	SITE	DATE
1977-78	South Florida	84-76, W	A	n/a
1982-83	Montclair State	89-81, W	H	11/10/83
1983-84	Missouri	82-75, W	N	1/5/84
1984-85	South Florida	71-69, W	H	11/14/85
1985-86	Monmouth (3OT)	81-69, W	N	11/30/85
	Radford	80-87, L	H	12/7/85
1986-87	Albany State	71-72, L	A	1/30/86
1987-88	West Virginia	68-58, W	H	12/4/87
	Georgia Southern	83-77, W	A	12/16/87
	Memphis State	90-91, L	H	12/16/88
1989-90	S. Alabama (2OT)	89-82, W	N	11/24/89
	Louisville	69-66, W	H	1/13/90
1990-91	S. Carolina (2OT)	91-92, L	H	2/4/91
1991-92	Miami	71-69, W	H	11/23/91
	Louisiana State	88-96, L	A	11/30/91
	Florida	90-78, W	H	12/15/91
1995-96	Ga Tech (3OT)	90-85, W	H	1/31/96
1997-98	Virginia	76-83, L	H	2/1/98
1998-99	North Carolina	101-112, L	H	12/5/98
2000-01	North Carolina	80-78, W	A	2/18/01
2001-02	Florida	74-78, L	H	11/29/01
2002-03	Wake Forest (3OT)	82-60, W	H	2/2/03
2003-04	Virginia	60-62, L	H	1/23/04
2004-05	Maryland	95-91, W	H	11/6/05
	North Carolina	79-73, W	H	1/20/05
	Va Tech (2OT)	81-78, W	A	1/24/05
	Va Tech (3OT)	94-83, W	H	2/19/05
	Virginia	67-71, L	N	3/5/05
2005-06	Clemson	80-72, W	A	2/19/06
2006-07	Miss. State	60-65, L	A	11/30/06
2007-08	Georgia	62-71, L	N	12/29/07
	Miami	75-70, W	A	1/24/08
	Virginia	66-69, L	H	1/26/08
	Maryland	84-92, L	A	2/24/08
	Oklahoma State	72-73, L	N	3/24/06
2008-09	Duke	82-75, W	H	11/29/09
2009-10	St. John's	66-65, W	N	3/22/10

MOST GAMES IN A SEASON

38	1981-82
----	---------

FEWEST GAMES IN A SEASON

10	1973-74
----	---------

MOST WINS IN A SEASON

28	1981-82 (28-10)
----	-----------------

FEWEST WINS IN A SEASON

5	1996-97 (5-22)
---	----------------

HIGHEST WINNING PERCENTAGE

.800	1982-83 (24-6)
------	----------------

LOWEST WINNING PERCENTAGE

.185	1996-97 (5-22)
------	----------------

TOP 10 BIGGEST WINS (BY MARGIN)

MAR	OPPONENT	SCORE	DATE
84	West Florida	100-16	1975-76
79	Savannah State	107-28	11/23/03
71	Dayton	104-33	1976-77
66	Stetson	101-35	11/20/09
55	South Alabama	99-44	12/19/81
	Tulane	100-45	11/8/90
50	Lipscomb	92-42	12/30/05
	Fordham	84-34	11/14/06
52	Alabama State	94-42	12/16/07
49	Stetson	78-29	1976-77
48	Lewis Univ.	94-46	11/2/82

MOST LOSSES IN A SEASON

22	1994-95 (8-22)
22	1996-97 (5-22)

FEWEST LOSSES IN A SEASON

3	1973-74 (7-3)
---	---------------

TOP 10 BIGGEST LOSSES (BY MARGIN)

MAR	OPPONENT	SCORE	DATE
63	South Carolina	52-115	1977-78

62	Duke	30-92	12/6/95
54	Alabama	33-87	12/31/93
54	Clemson	26-80	2/7/94
51	Valdosta State	50-101	1975-76
49	Albany State	38-87	1976-77
47	Valdosta State	44-91	1975-76
46	Delta State	60-106	1976-77
46	Tennessee	43-89	11/26/86
46	Texas	43-89	2/24/84

LONGEST WINNING STREAK

GAME	DATE	OPPONENT	SCORE
No. 1	Nov. 19	Xavier (H)	56-48
No. 2	Nov. 22	Florida (A)	72-62
No. 3	Nov. 26	Eastern Kentucky (H)	70-53
No. 4	Nov. 27	Miami (OH) (H)	82-56
No. 5	Dec. 2	Florida A&M (H)	85-66
No. 6	Dec. 12	New Orleans (A)	62-44
No. 7	Dec. 15	Florida Atlantic (H)	65-40
No. 8	Dec. 18	UT-Arlington (H)	72-70
No. 9	Dec. 20	Fordham (N)	65-51
No. 10	Dec. 21	Towson (N)	67-56
No. 11	Dec. 22	UNC-Charlotte (N)	83-72
No. 12	Dec. 28	Louisville (N)	69-54

LONGEST HOME COURT WINNING STREAK (SINCE 1980-81)

GAME	DATE	OPPONENT	SCORE
No. 1	Dec. 2	UNC-Ashville	99-58
No. 2	Dec. 3	Georgia Southern	105-78
No. 3	Dec. 17	Stetson	70-64
No. 4	Jan. 2	Southern Mississippi	78-75
No. 5	Jan. 9	Memphis State	95-75
No. 6	Jan. 25	South Florida	85-74
No. 7	Jan. 28	Virginia Tech	69-66
No. 8	Feb. 6	Howard	101-73
No. 9	Feb. 9	Florida A&M	75-68
No. 10	Feb. 11	Cincinnati	62-57
No. 11	Feb. 13	Louisville	82-76

LONGEST LOSING STREAK

GAME	DATE	OPPONENT	SCORE
No. 1	Dec. 30	Mississippi	52-75
No. 2	Jan. 3	Duke	46-87
No. 3	Jan. 5	Wake Forest	68-79
No. 4	Jan. 8	North Carolina	63-88
No. 5	Jan. 11	Clemson	63-74
No. 6	Jan. 15	Maryland	58-65
No. 7	Jan. 19	Virginia	57-67
No. 8	Jan. 22	Georgia Tech	51-75
No. 9	Jan. 26	N.C. State	36-75
No. 10	Jan. 30	Maryland	59-79
No. 11	Feb. 2	Duke	70-77
No. 12	Feb. 5	Duquesne	58-61
No. 13	Feb. 10	Georgia Tech	60-68
No. 14	Feb. 14	North Carolina	56-82
No. 15	Feb. 16	Virginia	44-73
No. 16	Feb. 19	Clemson	47-71
No. 17	Feb. 23	Wake Forest	59-63
No. 18	Feb. 27	Wake Forest	59-70

LONGEST HOME COURT LOSING STREAK (SINCE 1980-81)

8	1994-95 (12/26/94-2/11/95)
8	1996-97 (11/8/86-2/3/96)

SEMINOLE 100 POINT GAMES

YEAR	OPPONENT	SCORE	SITE	DATE
1975-76	West Florida	100-16	n/a	n/a
1976-77	Dayton	104-33	n/a	n/a
1978-79	New Orleans	101-66	n/a	n/a
19				

FLORIDA STATE

YEAR-BY-YEAR LEADERS

YEAR-BY-YEAR TEAM STATISTICS

YEAR	GAMES	FG-A	PCT	3FG-A	PCT	FT-A	PCT	OR-DR-TOT-AVG	AS	ST	BK	TO	PF-DQ	PTS-AVG
2009-10	35	918-2079	.442	212-561	.378	534-744	.718	506-940-1446-41.3	546	296	150	663	608-7	2582-73.8
2008-09	34	833-1974	.422	192-505	.380	528-781	.676	496-865-1361-40.0	463	296	157	617	611-12	2386-70.2
2007-08	33	824-1969	.418	182-510	.357	453-684	.662	446-856-1302-39.5	398	275	135	604	579-5	2283-69.2
2006-07	34	879-2055	.428	116-377	.308	432-657	.658	515-885-1400-41.2	430	292	166	573	538-8	2306-67.8
2005-06	30	792-1877	.422	121-370	.327	434-668	.650	452-735-1187-39.6	400	291	94	471	537-8	2139-71.3
2004-05	32	803-1863	.431	166-516	.322	438-625	.701	421-770-1191-37.2	487	288	97	529	487-3	2210-69.1
2003-04	30	799-1816	.440	95-312	.304	414-636	.651	407-751-1158-38.6	404	266	94	515	563-8	2107-70.2
2002-03	30	722-1787	.404	84-310	.271	424-647	.655	434-782-1216-40.5	342	269	105	269	533-7	1952-65.1
2001-02	28	689-1641	.420	135-416	.325	439-650	.675	367-723-1090-38.9	363	225	62	497	533-12	1952-69.7
2000-01	31	790-1823	.433	123-422	.291	498-711	.700	410-795-1205-38.9	445	273	82	553	601-16	2201-71.0
1999-00	29	769-1763	.436	87-310	.281	395-609	.649	359-622-1111-38.3	420	322	100	627	548-20	2020-69.7
1998-99	27	724-1718	.421	63-258	.244	459-693	.662	337-555-1020-37.8	345	287	100	566	578-25	1970-73.0
1997-98	27	656-1616	.406	91-328	.277	384-606	.634	332-603-1035-38.3	350	258	129	664	509-11	1787-66.2
1996-97	27	632-1654	.382	104-389	.267	245-419	.585	313-502-945-35.0	297	229	62	522	559-21	1613-59.7
1995-96	28	613-1547	.396	60-195	.308	389-617	.630	338-613-1060-37.9	319	189	77	644	531-14	1675-59.8
1994-95	30	651-1723	.378	102-356	.287	455-698	.652	372-595-1088-36.3	593	234	46	593	647-22	1859-62.0
1993-94	27	538-1409	.382	106-319	.332	393-569	.691	228-452-775-28.7	258	224	43	467	503-15	1575-58.3
1992-93	27	722-1551	.466	72-217	.332	395-582	.679	287-515-925-34.3	368	282	41	492	412-8	1911-70.8
1991-92	28	794-1680	.473	32-119	.269	500-713	.701	371-658-1144-40.9	381	263	54	572	511-17	2120-75.7
1990-91	32	1026-1972	.520	57-188	.303	573-826	.694	392-724-1238-38.7	499	364	79	584	477-9	2682-83.8
1989-90	30	895-1918	.467	49-192	.255	462-673	.686	380-680-1186-39.5	392	336	75	561	565-13	2301-76.7
1988-89	27	851-1813	.469	56-129	.434	332-534	.622	365-544-993-36.8	387	272	43	494	530-9	2090-77.4
1987-88	27	776-1793	.433	N/A	N/A	385-584	.659	1119-41.4	297	243	50	540	545-18	1980-73.3
1986-87	28	724-1892	.380	N/A	N/A	385-667	.580	1280-45.7	268	341	116	644	564-19	1833-65.5
1985-86	28	752-1901	.417	N/A	N/A	345-555	.622	1218-43.6	354	233	92	624	587-28	1849-66.0
1984-85	28	729-1819	.401	N/A	N/A	388-579	.670	1058-37.8	318	268	61	639	625-27	1846-56.9
1983-84	31	825-1771	.466	N/A	N/A	383-549	.698	1080-37.2	472	276	38	670	620-22	2033-70.1
1982-83	30	912-1823	.500	N/A	N/A	489-710	.689	1274-42.5	462	315	64	686	606-13	2313-77.1
1981-82	38	1171-2332	.502	N/A	N/A	541-815	.664	1545-41.7	601	406	50	N/A	782-24	2883-75.9
1980-81	29	881-1835	.480	N/A	N/A	406-618	.657	1313-45.3	402	310	101	N/A	619-27	2168-74.8
1979-80	35	1049-2384	.440	N/A	N/A	484-781	.620	1484-42.4	526	308	67	N/A	641-N/A	2582-73.8

INDIVIDUAL YEAR-BY-YEAR LEADERS

POINTS

YEAR	NAME	GAMES	POINTS	AVG
2010	J. Monroe	35	461	13.2
2009	J. Monroe	34	444	13.1
2008	M. Freshour	33	420	12.7
2007	A. Gladden	34	458	13.5
2006	A. Gladden	30	392	13.1
2005	R. Hodges	32	615	19.2
2004	T. Allen	30	407	13.6
2003	T. Allen	30	453	15.1
2002	T. Allen	28	369	13.2
2001	A. Traylor	31	467	15.1
2000	L. Coleman	29	467	16.1
1999	B. Wyckoff	27	370	13.7
1998	L. Coleman	25	443	17.7
1997	L. Coleman	27	310	11.5
1996	C. Williams	28	443	15.8
1995	A. Peercy	30	388	12.9
1994	C. Derlak	27	464	17.1
1993	T. Paschal	27	524	19.4
1992	T. Paschal	29	440	15.7
1991	W. Burns	28	490	17.5
1990	W. Burns	29	515	17.8
1989	B. Burnette	23	365	15.9
1988	B. Burnette	25	533	21.3
1987	V. Harris	26	358	13.8
1986	S. Hall	28	298	10.6
1985	L. Rimson	24	391	16.3
1984	S. Galkantas	28	495	17.6
1983	S. Galkantas	29	491	16.9
1982	S. Galkantas	34	710	20.9
1981	S. Galkantas	29	627	21.6
1980	C. Rivers	31	514	16.5
1979	C. Rivers	36	464	12.8
1978	J. Arnold	23	410	17.8
1977	C. Rivers	24	336	14.0
1976	C. Brokas	29	389	13.4
1974	M. Graham	18	153	8.5

FIELD GOAL PERCENTAGE (MINIMUM 100 ATTEMPTS)

YEAR	NAME	GAMES	FG/FGA	PCT
2010	A. Gray	35	62/121	.512
2009	C. Bravard	34	115/199	.578
2008	J. Monroe	33	135/228	.592
2007	J. Monroe	34	111/206	.539
2006	B. Miller	30	148/283	.523
2005	A. Gladden	32	152/291	.522
2004	R. Pierce	29	68/122	.557
2003	T. Moore	30	92/170	.541
2002	L. Bradley	27	53/108	.491
2001	L. Torres	31	120/222	.541
2000	L. Coleman	29	180/352	.511
1999	T. Gracey	27	109/193	.565
1998	B. Wyckoff	27	96/204	.471
1997	L. Moorefield	27	124-259	.479
1996	C. Williams	28	127/243	.460

YEAR	NAME	POINTS	AVG	
1995	C. Williams	30	87/189	.460
1994	K. Walker	27	47/121	.388
1993	T. Paschal	27	219/418	.524
1992	C. Dishman	28	146/251	.582
1991	C. Dishman	31	191/291	.656
1990	T. Walker	28	74/125	.592
1989	A. Harvis	27	77/139	.554
1988	A. Harvis	25	82/142	.577
1987	V. Harris	26	107/249	.440
1986	V. Bourmicht	25	81/167	.485
1985	C. Slater	28	152/316	.481
1984	L. Oliver	31	140/262	.534
1983	G. Stokes	29	103/171	.602
1982	L. Foglio	26	190/319	.595
1981	L. Lasseter	28	154/296	.520
1980	L. Lasseter	21	162/290	.560
1979	L. Lasseter	22	173/348	.497
1974	M. Graham	18	86/208	.410

FIELD GOALS MADE

YEAR	NAME	NUMBER
2010	J. Monroe	176
2009	J. Monroe	168
2008	T. Davis-Cain/J. Monroe	135
2007	B. Miller	184
2006	A. Gladden	157
2005	R. Hodges	236
2004	T. Allen	145
2003	T. Allen	166
2002	T. Allen	134
2001	B. Wyckoff/A. Traylor	161
2000	L. Coleman	180
1999	B. Wyckoff	136
1998	L. Coleman	164
1997	L. Coleman	130
1996	C. Williams	127
1995	A. Peercy	128
1994	C. Derlak	150
1993	T. Paschal	219
1992	T. Paschal	176
1991	W. Burns	203
1990	W. Burns	186
1989	C. Davis	151
1988	C. Burnett	201
1987	V. Harris	161
1986	B. Burnett	141
1985	L. Rimson & C. Slater	152
1984	S. Galkantas	192
1983	S. Galkantas & L. Foglio	184
1982	S. Galkantas	282
1981	S. Galkantas	261
1980	C. Rivers	216

FIELD GOAL ATTEMPTS

YEAR	NAME	ATTEMPTS
2010	A. Harvin	354
2009	T. Davis-Cain	421

YEAR	NAME	POINTS	AVG
2008	M. Freshour	340	
2007	A. Gladden	391	
2006	G. Adeduntan	349	
2005	R. Hodges	504	
2004	T. Allen	395	
2003	T. Allen	467	
2002	A. Traylor	304	
2001	A. Traylor	396	
2000	L. Coleman	352	
1999	J. Robinson	327	
1998	L. Coleman	356	
1997	J. Robinson	331	
1996	C. Williams	243	
1995	A. Peercy	319	
1994	C. Derlak	388	
1993	T. Paschal	418	
1992	T. Paschal	349	
1991	W. Burns	435	
1990	W. Burns	404	
1989	B. Burnett	311	
1988	B. Burnett	459	
1987	V. Harris	374	
1986	B. Burnett	299	
1985	L. Rimson	334	
1984	L. Rimson	376	
1983	L. Foglio	357	
1982	S. Galkantas	536	
1981	S. Galkantas	520	
1980	C. Rivers	476	

FREE THROW PERCENTAGE (MINIMUM 50 ATTEMPTS)

YEAR	NAME	GAMES	FT/FTA	PCT
2010	A. Deluzio	34	43/53	.811
2009	M. Freshour	34	76/92	.826
2008	M. Freshour	33	90/109	.826
2007	M. Freshour	34	53/65	.815
2006	G. Adeduntan	30	65/84	.774
2005	H. Johnson	32	72/86	.837
2004	L. Bradley	30	70/87	.805
2003	L. Bradley	28	44/56	.786
2002	S. Whiting	28	82/114	.719
2001	B. Wyckoff	31	98/125	.784
2000	B. Wyckoff	24	59/79	.747
1999	T. Gracey	27	72/90	.800
1998	L. Moorefield	27	56/81	.691
1997	L. Moorefield	27	47/69	.681
1996	C. Williams	28	189/244	.775
1995	A. Peercy	30	104/140	.743
1994	A. Peercy	22	84/111	.757
1993	D. Ryan	27	72/90	.800
1992	D. Ryan	16	58/72	.806
1991	W. Burns	31	125/158	.791
1990	W. Burns	29		

FLORIDA STATE

YEAR-BY-YEAR LEADERS

1986	S. Kaminski	17	38/51	.745
1985	S. Kaminski	24	51/63	.809
1984	S. Galkantas	28	111/144	.771
1983	L. Foglio	29	77/94	.819
1982	L. Foglio	26	59/80	.739
1981	L. Foglio	27	65/81	.802
1980	L. McDonald	28	103/150	.687
1979	R. Harper	27	39/56	.696
1976	L. DeJong	29	67/97	.691
1975	N/A			
1974	M. Graham	18	62/94	.660

FREE THROWS MADE

YEAR	NAME	NUMBER
2010	J. Monroe	108
2009	J. Monroe	108
2008	M. Freshour/S. Williams	90
2007	A. Gladden	98
2006	H. Johnson	90
2005	R. Hodges	101
2004	S. Williams	82
2003	T. Allen	79
2002	S. Whiting	82
2001	A. Traylor	106
2000	L. Coleman	106
1999	B. Wyckoff	93
1998	L. Coleman	112
1997	L. Moorefield	47
1996	C. Williams	189
1995	C. Williams	153
1994	C. Derlak	122
1993	C. Derlak	90
1992	C. Dishman	104
1991	W. Burns	125
1990	W. Burns	115
1989	B. Burnett	87
1988	B. Burnett	131
1987	B. Ciette	65
1986	B. Burnett	81
1985	L. Rimson	87
1984	S. Galkantas	111
1983	S. Galkantas	123
1982	S. Galkantas	146
1981	S. Galkantas	105
1980	L. McDonald	103

FREE THROW ATTEMPTS

YEAR	NAME	ATTEMPTS
2010	J. Monroe	146
2009	J. Monroe	157
2008	S. Williams	132
2007	A. Gladden	137
2006	H. Johnson	119
2005	R. Hodges	159
2004	S. Williams	144
2003	T. Allen	106
2002	A. Traylor	124
2001	A. Traylor	151
2000	L. Coleman	151
1999	A. Traylor	153
1998	L. Coleman	163
1997	L. Coleman	77
1996	C. Williams	244
1995	C. Williams	216
1994	C. Derlak	164
1993	C. Derlak	147
1992	C. Dishman	145
1991	C. Dishman	173
1990	W. Burns	139
1989	B. Burnett	139
1988	B. Burnett	133
1987	B. Ciette	130
1986	B. Burnett	115
1985	L. Rimson	127
1984	S. Galkantas	144
1983	S. Galkantas	154
1982	S. Galkantas	214
1981	S. Galkantas	139
1980	L. McDonald	150

STEALS

YEAR	NAME	GAMES	STEALS
2010	C. Ward	35	68
2009	A. Gray	34	51
2008	S. Williams	33	54
2007	A. Gladden	34	73
2006	A. Gladden	30	62
2005	A. Gladden	32	101
2004	S. Williams	30	65
2003	A. Sutton	28	53
2002	A. Traylor/S. Whiting	28	41
2001	A. Traylor	31	75
2000	A. Sutton	29	68
1999	B. Wyckoff	27	56
1998	B. Wyckoff	27	52
1997	W. Hampton	27	58
1996	A. Penn	28	48
1995	A. Percy	30	51
1994	C. Derlak	27	40
1993	T. Paschal	27	96

1992	T. Paschal	28	59
1991	T. Paschal	32	75
1990	W. Burns	29	77
1989	C. Davis	27	56
1988	C. Davis	21	41
1987	B. Ciette	24	91
1986	S. Kaminski	17	32
1985	C. Slater	28	42
1984	S. Kaminski	31	55
1983	B. Ciette	29	77
1982	G. Stokes	36	65
1981	G. Stokes	36	65
1980	G. Stokes	35	54

REBOUNDING

YEAR	NAME	GAMES	REBOUNDS	AVG
2010	J. Monroe	35	255	7.3
2009	J. Monroe	34	251	7.4
2008	J. Monroe	33	203	6.2
2007	B. Miller	34	207	6.1
2006	A. Gladden	30	193	6.4
2005	G. Adeduntan	32	242	7.6
2004	G. Choice	20	110	5.5
2003	K. Vujas	30	193	6.4
2002	T. Allen	28	160	5.7
2001	L. Torres	31	310	10.0
2000	B. Wyckoff	24	170	7.1
1999	B. Wyckoff	27	214	7.9
1998	B. Wyckoff	27	268	8.0
1997	L. Coleman	27	164	6.1
1996	C. Williams	28	234	8.4
1995	C. Williams	30	224	7.5
1994	K. Cobbins	26	156	6.0
1993	T. Paschal	27	200	7.4
1992	C. Dishman	28	246	8.8
1991	C. Dishman	29	228	7.9
1990	C. Dishman	29	203	7.0
1989	D. Collins	26	145	5.6
1988	S. Hall	27	173	6.4
1987	B. Ciette	24	302	12.6
1986	S. Hall	28	233	8.3
1985	S. Hall	27	189	7.0
1984	L. Rimson	31	269	8.7
1983	B. Ciette	29	269	9.3
1982	S. Galkantas	34	296	8.7
1981	S. Galkantas	29	269	9.3
1980	G. Stokes	35	294	8.4
1979	L. Lassester	22	222	10.0
1978	C. Rivers	22	226	10.3
1977	C. Rivers	24	336	14.0
1976	P. Harstvedt	29	247	8.5

ASSISTS

YEAR	NAME	GAMES	ASSISTS
2010	C. Ward	35	198
2009	C. Ward	34	170
2008	S. Williams	33	125
2007	S. Williams	31	116
2006	H. Johnson	30	106
2005	H. Johnson	32	127
2004	S. Williams	30	154
2003	L. Neely	28	83
2002	A. Traylor	28	79
2001	A. Traylor	31	117
2000	A. Traylor	29	145
1999	J. Robinson	27	104
1998	J. Robinson	26	96
1997	J. Robinson	27	110
1996	J. Robinson	28	78
1995	A. Percy	30	123
1994	A. Percy	27	100
1993	A. Percy	26	129
1992	D. Ryan	28	94
1991	W. Burns	31	136
1990	R. Corn	30	119
1989	W. Burns	27	92
1988	R. Corn	27	75
1987	S. Kaminski	25	87
1986	J. Piatnik	27	80
1985	C. Slater	28	74
1984	S. Kaminski	31	155
1983	L. Foglio	29	96
1982	L. Marnie	36	135
1981	L. Foglio	27	98
1980	R. Harper	35	125
1979	T. Tinsley	27	102
1977	S. Silsby	23	184

3-POINT PERCENTAGE

YEAR	NAME	GAMES	PCT
2010	A. Deluzio	35	.404
2009	C. Ward	34	.500
2008	M. Freshour	33	.429
2007	M. Freshour	34	.346
2006	M. Freshour	30	.429
2005	G. Adeduntan	32	.375
2004	L. Liljestrand	17	.448
2003	L. Liljestrand	27	.333
2002	T. Allen	28	.400
2001	B. Wyckoff	31	.330

2000	M. Beal	27	318
1999	J. Robinson	27	267
1998	W. Hampton	27	339
1997	W. Hampton	27	313
1996	A. Penn	28	474
1995	W. Hampton	30	326
1994	A. Arnoldi	25	394
1993	D. Ryan	27	422
1992	C. Derlak	27	286
1991	W. Burns	31	333
1990	W. Burns	29	280
1989	R. Storey	27	475

3-POINTERS MADE

YEAR	NAME	GAMES	MADE
2010	C. Ward	35	64
	A. Harvin	35	64
2009	T. Davis-Cain	34	77
2008	M. Freshour	33	66
2007	T. Davis-Cain	33	52
2006	H. Johnson	30	44
2005	L. Liljestrand	32	54
2004	T. Allen	30	44
2003	T. Allen	30	42
2002	S. Whiting	28	34
2001	A. Traylor	31	39
2000	M. Beal	27	27
1999	J. Robinson	27	31
1998	W. Hampton	27	40
1997	W. Hampton	27	51
1996	W. Hampton	28	28
1995	T. Rickman	26	31
1994	C. Derlak	27	47
1993	C. Derlak	27	23
1992	C. Derlak	27	10
1991	W. Burns	31	41
1990	W. Burns	29	28
1989	R. Storey	27	47

3-POINT ATTEMPTS

YEAR	NAME	GAMES	ATTEMPTS
2010	A. Harvin	35	177
2009	T. Davis-Cain	34	208
2008	M. Freshour	33	154
2007	T. Davis-Cain	33	181
2006	H. Johnson	30	124
2005	L. Liljestrand	32	153
2004	T. Allen	30	139
2003	T. Allen	30	155
2002	A. Traylor/S. Whiting	28	109
2001	A. Traylor	31	132
2000	A. Traylor	28	88
1999	J. Robinson	27	116
1998	W. Hampton	27	118
1997	W. Hampton	27	163
1996	W. Hampton	28	75
1995	T. Rickman	26	117
1994	C. Derlak	27	138
1993	C. Derlak	27	66
1992	A. Percy	28	37
1991	W. Burns	31	123
1990	W. Burns	29	100
1989	R. Storey	27	99

BLOCKED SHOTS

YEAR	NAME	GAMES	BLOCKS
2010	J. Monroe	35	76
2009	J. Monroe	34	84
2008	J. Monroe	33	78
2007	J. Monroe	34	63
2006	B. Miller	30	39
2005	R. Hodges	32	25
2004	L. Bradley	30	29
2003	G. Choice	28	23
2002	L. Bradley	27	14
2001	B. Wyckoff	31	31
2000	B. Wyckoff	24	34
1999	B. Wyckoff	27	64
1998	B. Wyckoff	27	80
1997	L. Moorefield	27	24
1996	K. White	28	26
1995	L. Moorefield	29	13
1994	K. Walker	27	13
1993	T. Paschal	27	13
1991	C. Dishman	22	28
1991	C. Davis	27	32
1990	C. Davis	27	30
1989	M. Lardie	27	17
1988	S. Hall	27	24
1987	M. Buchanan	27	34
1986	S. Hall	28	32
1985	S. Hall	27	30
1984	S. Galkantas	28	12
1983	B. Ciette	29	32
1982	G. Stokes	37	16
1981	L. Lassester	28	48
1980	L. Lassester	21	28

Current players in bold
Record holder in *italic*

FLORIDA STATE

COACHING RECORDS



MILLIE USHER
1974-76



DIANNE MURPHY
1976-79



JAN DYKEHOUSE-ALLEN
1979-86



MARYNELL MEADORS
1986-96



CHRIS GOBRECHT
1996-97




SUE SEMRAU
1997-Present

FLORIDA STATE HEAD COACHES


COACH	YEARS	WINS	LOSSES	PCT
Sue Semrau	1997-pres	234	166	.585
Chris Gobrecht	1996-97	5	22	.185
Marynell Meadors	1986-96	132	152	.465
Jan Dykehouse-Allen	1979-86	111	108	.507
Dianne Murphy	1976-79	35	35	.500
Millie Usher	1974-76	26	29	.473
Joel Thirer	1973-74	8	3	.727
TOTALS	1973-PRES	551	515	.517

YEAR-BY-YEAR RECORD

COACH	YEARS	WINS	LOSSES	PCT
1970-71	Barbara Hollingsworth (GA)			
1971-72	Linda Warren (GA)			
1972-73	Eddie Cubbon (Faculty)			
1973-74	Joel Thirer (GA)	8	3	.727
1974-75	Millie Usher (GA)	115	17	.469
1975-76	Millie Usher	11	12	.478
1976-77	Dianne Murphy	10	12	.455
1977-78	Dianne Murphy	8	8	.500
1978-79	Dianne Murphy	17	15	.531
1979-80	Janice Dykehouse	13	22	.371
1980-81	Janice Dykehouse	14	15	.483
1981-82	Janice Dykehouse	28	10	.737
1982-83	Janice Dykehouse	24	6	.800
1983-84	Janice Dykehouse	13	18	.419
1984-85	Janice Dykehouse-Allen	7	21	.250
1985-86	Janice Dykehouse-Allen	12	16	.429
1986-87	Marynell Meadors	9	19	.321
1987-88	Marynell Meadors	9	18	.333
1988-89	Marynell Meadors	16	11	.593
1989-90	Marynell Meadors	21	9	.700
1990-91	Marynell Meadors	25	7	.781
1991-92	Marynell Meadors	17	11	.607
1992-93	Marynell Meadors	13	14	.482
1993-94	Marynell Meadors	6	21	.222
1994-95	Marynell Meadors	8	22	.267
1995-96	Marynell Meadors	8	20	.286
1996-97	Chris Gobrecht	5	22	.185
1997-98	Sue Semrau	9	18	.333
1998-99	Sue Semrau	7	20	.259
1999-00	Sue Semrau	12	17	.414
2000-01	Sue Semrau	19	12	.613
2001-02	Sue Semrau	13	15	.464
2002-03	Sue Semrau	17	13	.567
2003-04	Sue Semrau	15	15	.500
2004-05	Sue Semrau	24	8	.750
2005-06	Sue Semrau	20	10	.667
2006-07	Sue Semrau	24	10	.706
2007-08	Sue Semrau	19	14	.576
2008-09	Sue Semrau	26	8	.765
2009-10	Sue Semrau	28	6	.824
37-Year Totals		522	509	.506



Coach Jan Dykehouse-Allen



Coach Marynell Meadors

FLORIDA STATE

COACHING RECORDS



Dianne Murphy



Millie Usher



Marynell Meadors



Former Seminoles Sue Galkantas (1980-84), Celia Slater (1983-85), Jan Allen (head coach 1979-86) and Lynn Marnie (1979-83) gathered in Tallahassee in October 2004.

CHAMPION COMES HOME

Several former Seminoles came back to campus in October 2004 for the sixth annual Champions Beyond the Game brunch which is an event that honors two Seminole graduates who have excelled in life after collegiate sports are recognized. One pre-scholarship era and one post-scholarship era athlete return to be honored and to share the important lessons learned from being a student-athlete at Florida State and how those lessons have helped them become a success in life. One of that year's honorees was former Seminole women's basketball player Celia Slater. Currently, Slater is the Executive Director of the WinStar Foundation which has two programs — the Coaches Academy and Play with a Purpose. She is also the Special Projects Coordinator for the National Association of Women Athletic Administrators. Some of Slater's accomplishments include: gold medal winner as a member of Team Handball at the 1987 Olympic Festival, the first coach of woman's basketball at the University of Colorado at Colorado Springs, women's basketball coach at Lynn University and was on the staff of the WNBA first ever pre-draft camp.

ALL-TIME ASSISTANT COACHES

Allen, Wayne	1984-87
Brown, Julie*	1988-90, 2006-07
Browne, Anucha*	1985-86
Blanton, Ke'Sha*	2010-Present
Close, Cori	2004-Present
Cooney, Margaret*	1980-81
Davies, Leslie	1997-00
Gaw, Wrenetta*	1986-88
Gernatt, Theresa	1996-04
Givens, Jamey*	2009-Present
Glover, Freda	1987-93
Harris, Raphael*	2007-09
Hartmann, Terri*	1984-85
Heintz, Roy	2000-02
Hunter, Shun*	2003-05
Johnson, Angie	1997-Present
Jordan, Kelly	1984-86
Karlon, Michelle*	2000-02
Kraemer, Karen*	1991-93
Lang, Erika	1996-97
Lassiter, Brooke*	2002-03
Lent, Michele*	1983-84
Markey, Robyn	1986-92
McNelis, Dennis	1980-83
Narbut, Buz	1983-84
Owen, Heidi*	1981-83
Panek, Sue	1993-96
Parker, Melissa*	2000-02
Polk, Jonelle	1994-96
Ramaker, Rob*	2005-06
Reitz, Joanna*	2007-2010
Rivers, Cherry	1981-84
Roulier, Jenny*	2004-07
Sam, Autumn*	2002-04
Schmidt, Mark	1992-96
Sheffield, Ed*	1990-92
Sowada, Karen	1996-97
Stoehr, Scott	2002-03
White, Lance	2003-Present
Wiggins, Matt*	2003-04

*Denotes Graduate Assistants



Sue Semrau

FLORIDA STATE

SERIES RECORDS

AKRON: 1-0

HOME	AWAY	NEUTRAL
0-0	1-0	0-0
2002-03	W	74-46 (A)

ALABAMA: 4-5

HOME	AWAY	NEUTRAL
1-2	2-1	1-1
1979-80	L	61-88
1980-81	W	77-76 (N)
1982-83	W	73-64 (A)
	L	61-64 (H)
1987-88	L	64-70 (H)
1988-89	L	68-70 (A)
1989-90	W	81-76 (A)
1990-91	W	88-65 (H)
1993-94	L	33-87 (N)

ALABAMA STATE: 2-2

HOME	AWAY	NEUTRAL
2-0	0-0	0-0
1976-77	L	73-80
1978-79	L	73-95
2002-03	W	89-61 (H)
2007-08	W	94-42 (H)

ALASKA: 1-0

HOME	AWAY	NEUTRAL
0-0	0-0	1-0
1983-84	W	77-63 (N)

ALBANY STATE: 4-8

HOME	AWAY	NEUTRAL
2-1	1-0	0-0
1974-75	W	62-55
	L	43-61
1975-76	L	50-71
	L	44-73
1976-77	L	38-87
	L	73-80
1977-78	L	86-94
1982-83	W	94-52 (H)
1984-85	W	66-60 (H)
1985-86	W	72-69 (A)
1986-87	L	71-72 (OT) (H)

ALCORN STATE: 1-0

HOME	AWAY	NEUTRAL
0-0	0-0	1-0
2009-10	W	78-50

APPALACHIAN STATE: 2-1

HOME	AWAY	NEUTRAL
2-0	0-0	0-0
1978-79	L	83-89
1989-90	W	77-62 (H)
1990-91	W	96-57 (H)

ARIZONA STATE: 0-2

HOME	AWAY	NEUTRAL
0-0	0-0	0-1
1983-84	L	70-85 (N)
2008-09	L	58-63 (N)

ARMY: 1-0

HOME	AWAY	NEUTRAL
0-0	0-0	1-0
1982-83	W	69-60 (N)

AUBURN: 1-9

HOME	AWAY	NEUTRAL
1-3	0-5	0-0
1973-74	W	53-52
1974-75	L	51-64
1982-83	L	43-73 (A)
1983-84	L	53-72 (H)
1984-85	L	58-76 (A)
1989-90	L	63-80 (A)
1990-91	L	64-79 (H)
1999-00	L	52-55 (H)
2001-02	L	59-71 (A)
2002-03	L	57-68 (A)
2009-10	W	82-67 (H)

AUSTIN PEAY: 1-0

HOME	AWAY	NEUTRAL
1-0	0-0	0-0
2001-02	W	89-65 (H)

BERRY COLLEGE: 1-0

HOME	AWAY	NEUTRAL
0-0	0-0	0-0
1973-74	W	50-33

BOSTON COLLEGE: 6-1

HOME	AWAY	NEUTRAL
3-0	2-0	1-1
ACC GAMES: 6-1		
HOME	AWAY	TOURNAMENT
3-0	2-0	1-1
2005-06	W	71-60 (H)
2006-07	W	72-53 (A)
2007-08	W	71-65 (H)
2008-09	W	64-53 (A)
	W	83-71 (N)
	W	85-64 (H)
	L	60-67 (N)

BRIGHAM YOUNG: 1-1

HOME	AWAY	NEUTRAL
0-0	0-0	1-1
1981-82	W	75-71 (N)
1983-84	L	61-76 (N)

BUTLER: 0-1

HOME	AWAY	NEUTRAL
1-0	0-0	0-0
1991-92	L	68-71 (H)

CALIFORNIA: 0-1

HOME	AWAY	NEUTRAL
0-0	0-0	0-1
1992-93	L	50-69 (N)

CAL STATE-FULLERTON: 1-0

HOME	AWAY	NEUTRAL
0-0	1-0	0-0
1998-99	W	84-73 (A)

CENTRAL MICHIGAN: 1-0

HOME	AWAY	NEUTRAL
0-0	0-0	1-0
1988-89	W	100-78 (N)

CENTRAL MISSOURI: 0-1

HOME	AWAY	NEUTRAL
0-0	0-0	0-1
1980-81	L	60-69 (N)

CHARLESTON SOUTHERN: 1-0

HOME	AWAY	NEUTRAL
1-0	0-0	0-0
1997-98	W	72-51 (H)

CHICAGO STATE: 2-0

HOME	AWAY	NEUTRAL
1-0	1-0	0-0
1999-00	W	73-49 (A)
2000-01	W	85-45 (H)

CINCINNATI: 12-8

HOME	AWAY	NEUTRAL
5-3	4-3	2-2
1978-79	W	61-57
1980-81	L	65-91 (A)
1982-83	W	84-61 (N)
1983-84	W	83-72 (H)
1984-85	L	73-83 (A)
1985-86	W	75-72 (H)
	L	45-77 (N)
1986-87	L	53-55 (H)
	W	70-50 (A)
1987-88	L	59-70 (H)
	W	66-58 (A)
	L	76-78 (H)
1988-89	L	45-66 (A)
	W	62-57 (H)
	L	47-57 (N)
1989-90	W	61-44 (H)
	W	57-44 (A)
1990-91	W	90-61 (H)
	W	67-49 (A)
	W	89-51 (N)

CLEMSON: 16-24

HOME	AWAY	NEUTRAL
8-11	8-11	0-2
ACC GAMES: 11-28		
HOME	AWAY	TOURNAMENT
8-11	8-11	0-1

1980-81	L	59-78 (N)
1991-92	L	73-80 (A)
	W	79-66 (H)
1992-93	L	69-84 (H)
	L	63-70 (A)
1993-94	L	26-80 (A)
	L	60-75 (H)
1994-95	L	68-72 (A)
	L	64-67 (H)
1995-96	L	74-87 (H)
	L	53-70 (A)
1996-97	L	63-74 (A)
	L	47-71 (H)
1997-98	L	84-87 (H)
	L	55-85 (A)
	L	68-85 (N)
1998-99	L	55-77 (A)
	L	67-71 (H)
1999-00	L	61-73 (H)
	L	58-75 (A)
2000-01	L	66-79 (A)
	L	49-63 (H)
2001-02	L	70-74 (A)
	L	43-56 (H)
2002-03	W	59-57 (A)
	W	68-59 (H)
2003-04	W	68-61 (A)
	W	65-50 (H)
2004-05	W	68-57 (A)
	W	82-61 (H)
2005-06	W	80-66 (H)
	W	80-72 (OT) (A)
2006-07	W	61-60 (A)
	W	73-57 (H)
2007-08	W	63-39 (A)
	L	70-72 (H)
2008-09	W	80-54 (H)
	W	75-58 (A)
2009-10	W	80-50 (A)
	W	67-50 (H)

COLGATE: 1-0

HOME	AWAY	NEUTRAL
1-0	0-0	0-0
2004-05	W	64-43 (H)

COLL. OF CHARLESTON: 1-1

HOME	AWAY	NEUTRAL
1-0	0-0	0-0
1975-76	L	61-93
2008-09	W	70-61 (H)

COLORADO: 1-0

HOME	AWAY	NEUTRAL
1-0	0-0	0-0
1984-85	W	70-61 (H)

COLORADO STATE: 1-0

HOME	AWAY	NEUTRAL
0-0	0-0	1-0
1985-86	W	68-73 (N)

CONNECTICUT: 0-6

HOME	AWAY	NEUTRAL
0-2	0-2	0-2
2002-03	L	55-74 (H)
2003-04	L	53-81 (A)
2004-05	L	52-70 (A)
2008-09	L	71-83 (N)
2009-10	L	59-78 (H)
	L	50-90 (N)

COPPIN STATE: 1-0

HOME	AWAY	NEUTRAL
1-0	0-0	0-0
2000-01	W	86-49 (H)

DAYTON: 3-0

HOME	AWAY	NEUTRAL
1-0	0-0	1-0
1976-77	W	104-33
1992-93	W	78-65 (H)
2001-02	W	63-60 (N)

DELTA STATE: 1-2

HOME	AWAY	NEUTRAL
0-0	0-0	1-0
1976-77	L	60-106
1978-79	L	64-93
1982-83	W	75-67 (N)

DENVER: 1-0

HOME	AWAY	NEUTRAL
1-0	0-0	0-0
1980-81	W	93-41 (H)

DEPAUL: 0-23

HOME	AWAY	NEUTRAL
0-0	0-2	0-1
1987-88	L	68-82 (A)
2007-08	L	68-79 (A)
23209-10	L	60-75 (N)

DUKE: 8-30

HOME	AWAY	NEUTRAL
5-10	3-14	0-6
ACC GAMES: 8-30		
HOME	AWAY	TOURNAMENT
5-10	3-14	0-6
1991-92	W	67-55 (H)
	W	61-53 (A)
1992-93	W	84-72 (A)
	W	74-67 (H)
1993-94	L	60-66 (A)
	W	78-73 (H)
1994-95	L	68-84 (A)
	L	71-75 (H)
1995-96	L	30-92 (A)
	L	47-61 (H)
1996-97	L	46-87 (A)
	L	70-77 (H)
1997-98	L	76-96 (A)
	L	67-79 (H)
1998-99	L	72-91 (A)
	L	75-92 (H)
	L	57-90 (N)
1999-00	L	54-59 (H)
	L	52-87 (A)
	L	65-92 (N)
2000-01	L	60-73 (H)
	W	71-69 (A)
	L	56-72 (N)
2001-02	L	80-102 (H)
	L	55-88 (A)
	L	66-82 (N)
2002-03	L	63-81 (A)
	L	49-70 (H)
2003-04	L	66-79 (A)
	W	80-74 (H)
2004-05	L	64-75 (A)
2005-06	L	68-87 (A)
2006-07	L	60-73 (H)
2007-08	L	38-70 (A)
	L	67-81 (N)
2008-09	W	82-75 (OT) (H)
	L	57-75 (N)
2009-10	L	43-73 (A)

DUQUESNE: 0-2

HOME	AWAY	NEUTRAL
0-1	0-1	0-0
1996-97	L	58-61 (H)
1997-98	L	61-92 (A)

EAST CAROLINA: 1-2

HOME	AWAY	NEUTRAL
0-1	1-0	0-0
1979-80	L	61-69
1980-81	L	67-78 (H)
2006-07	W</	

FLORIDA STATE

SERIES RECORDS

2010-11 WOMEN'S BASKETBALL ALMANAC: RECORDS

0-0	0-0	1-0	
2003-04	W	88-77	(N)
FLAGLER: 3-4			
1973-74	W	53-35	
	L	31-41	
	W	76-38	
1974-75	L	51-60	
	L	52-59	
	W	59-55	
	L	45-53	
FLORIDA: 9-41			
HOME	AWAY	NEUTRAL	
13-15	8-18	5-7	
1973-74	L	39-49	
	W	52-36	
	W	32-31	
	W	48-45	
1974-75	L	44-67	(H)
	W	53-47	(H)
	L	41-49	(A)
	W	44-28	(N)
1975-76	W	65-59	(H)
	L	45-64	(A)
	L	45-68	(N)
	L	39-65	(N)
1976-77	L	54-80	(A)
	L	65-67	(H)
	L	67-72	(N)
	L	60-72	(N)
1977-78	W	93-66	(H)
	L	63-102	(A)
	W	100-80	(N)
1978-79	W	88-79	(H)
	W	91-72	(A)
	W	89-85	(N)
	W	101-94	(N)
1979-80	W	92-77	(A)
	W	88-84	(H)
	L	67-78	(N)
	W	84-76	(N)
	L	71-84	(N)
1980-81	W	90-48	(H)
	L	81-83	(A)
1981-82	L	60-63	(H)
	W	86-79	(A)
1982-83	W	68-63	(A)
	W	89-67	(H)
1983-84	W	74-70	(H)
	L	57-65	(A)
1984-85	L	43-64	(A)
	L	58-79	(H)
1985-86	L	68-77	(H)
	L	76-81	(A)
1986-87	L	65-69	(H)
	L	59-70	(H)
1987-88	W	71-55	(H)
1988-89	L	60-63	(A)
1989-90	W	63-62	(H)
1990-91	W	79-78	(H)
1991-92	W	90-78	(OT) (H)
1992-93	L	78-81	(A)
1993-94	L	54-73	(H)
1994-95	L	80-91	(H)
	L	62-81	(A)
1995-96	L	56-74	(N)
	L	37-76	(H)
1996-97	L	48-75	(N)
	L	59-77	(A)
1997-98	L	64-73	(A)
	L	57-69	(H)
1998-99	L	89-106	(A)
1999-00	L	74-82	(H)
2000-01	L	65-79	(A)
2001-02	L	74-78	(OT) (H)
2002-03	L	69-80	(A)
2003-04	L	60-74	(H)
2004-05	W	72-62	(A)
2005-06	W	82-62	(H)
	L	62-72	(A)
2006-07	W	88-66	(H)
2007-08	W	81-78	(A)
2008-09	L	57-72	(H)
2009-10	W	66-62	(A)
FLORIDA ATLANTIC: 7-2			
HOME	AWAY	NEUTRAL	
5-0	2-2	0-0	
1986-87	L	38-42	(A)

1991-92	W	96-64	(H)
1992-93	W	97-67	(H)
1993-94	L	64-67	(A)
1994-95	W	69-55	(H)
1995-96	W	69-46	(A)
1996-97	W	79-63	(H)
2004-05	W	65-40	(H)
2005-06	W	76-63	(A)
FLORIDA A&M: 22-8			
HOME	AWAY	NEUTRAL	
11-4	7-3	1-1	
1974-75	W	77-34	
	W	47-26	
1977-78	W	84-59	
1978-79	L	79-84	(H)
	L	61-77	(A)
1979-80	W	74-61	(H)
	L	60-67	(A)
1980-81	W	76-64	(H)
	W	76-61	(A)
1981-82	L	86-87	(A)
	W	59-58	(H)
	W	76-65	(N)
1982-83	W	66-60	(A)
	W	82-65	(H)
1983-84	W	80-64	(A)
1984-85	L	57-61	(H)
1985-86	L	65-83	(H)
1986-87	W	79-72	(H)
1987-88	L	68-73	(N)
1988-89	W	75-68	(H)
1989-90	W	87-60	(H)
1990-91	W	92-62	(H)
1991-92	W	100-71	(A)
1992-93	W	79-58	(H)
1993-94	W	70-68	(A)
1994-95	L	65-73	(H)
1995-96	W	90-65	(A)
1996-97	W	91-59	(H)
1997-98	W	79-70	(A)
2004-05	W	85-66	(H)
FLORIDA GULF COAST: 2-0			
HOME	AWAY	NEUTRAL	
1-0	1-0	0-0	
2007-08	W	93-53	(A)
2008-09	W	81-62	(H)
FLORIDA INTERNATIONAL: 7-2			
HOME	AWAY	NEUTRAL	
2-2	2-0	1-0	
1975-76	W	58-35	
	W	81-44	
1981-82	W	74-64	(A)
1982-83	W	77-65	(H)
1997-98	L	63-66	(H)
1998-99	L	62-75	(H)
1999-00	W	76-55	(A)
2002-03	W	77-51	(H)
2007-08	W	70-50	(N)
FLORIDA SOUTHERN: 1-0			
1979-80	W	97-58	
FORDHAM: 6-0			
HOME	AWAY	NEUTRAL	
1-0	3-0	2-0	
1984-85	W	88-81	(N)
2000-01	W	73-52	(A)
2004-05	W	65-61	(N)
2005-06	W	73-50	(A)
2006-07	W	84-34	(A)
2007-08	W	77-42	(H)
FORT VALLEY: 0-1			
1974-75	L	43-58	
FRESNO STATE: 1-0			
HOME	AWAY	NEUTRAL	
0-0	0-0	1-0	
1994-95	W	67-62	(N)
FURMAN: 1-0			
HOME	AWAY	NEUTRAL	
0-0	0-0	1-0	
1995-96	W	60-56	(N)
GEORGETOWN: 1-1			
HOME	AWAY	NEUTRAL	

0-0	0-1	1-0	
1984-85	L	69-77	(A)
1985-86	W	78-74	(N)
GEORGIA: 0-7			
HOME	AWAY	NEUTRAL	
0-2	0-3	0-2	
1987-88	L	72-91	(H)
1988-89	L	70-90	(A)
1989-90	L	76-80	(H)
1990-91	L	71-91	(A)
1998-99	L	72-95	(A)
2006-07	L	60-73	(N)
2007-08	L	62-71	(OT) (N)
GEORGIA SOUTHERN: 4-5			
HOME	AWAY	NEUTRAL	
2-2	2-1	0-0	
1974-75	L	53-65	
1975-76	L	54-83	
1977-78	L	59-86	(A)
	L	69-76	(H)
1981-82	L	78-81	(H)
1987-88	W	83-77	(OT) (A)
1988-89	W	105-78	(H)
1989-90	W	80-49	(A)
2005-06	W	82-51	(H)
GEORGIA STATE: 2-1			
HOME	AWAY	NEUTRAL	
1-0	1-1	0-0	
1980-81	L	79-96	(A)
2002-03	W	73-60	(H)
2009-10	W	66-53	(A)
GEORGIA TECH: 18-18			
HOME	AWAY	NEUTRAL	
8-9	9-9	1-1	
ACC GAMES: 17-17			
HOME	AWAY	TOURNAMENT	
7-9	9-8	1-1	
1974-75	W	58-22	(H)
1980-81	L	84-97	(A)
1991-92	L	68-70	(H)
	W	77-66	(A)
1992-93	W	79-71	(A)
	L	46-61	(H)
1993-94	L	62-65	(H)
	L	51-63	(A)
1994-95	W	60-58	(A)
	L	57-68	(H)
1995-96	L	65-97	(A)
	W	90-85	(OT) (H)
	W	64-51	(N)
1996-97	L	51-75	(A)
	L	60-68	(H)
1997-98	W	88-53	(A)
	W	77-56	(H)
1998-99	L	70-92	(A)
	L	78-86	(H)
1999-00	W	93-64	(H)
	W	77-74	(A)
2000-01	W	66-65	(A)
	W	89-69	(H)
2001-02	W	87-78	(A)
	L	56-73	(H)
2002-03	W	66-47	(H)
	L	56-86	(A)
	L	59-64	(N)
2003-04	L	59-66	(A)
	L	62-73	(H)
2004-05	L	58-59	(H)
	W	51-49	(A)
2005-06	W	59-54	(A)
2006-07	W	63-52	(H)
2007-08	L	73-83	(A)
2008-09	W	59-49	(H)
2009-10	W	69-59	(A)
HARVARD: 1-0			
HOME	AWAY	NEUTRAL	
1-0	0-0	0-0	
2003-04	W	96-82	(H)
HAWAII: 1-0			
HOME	AWAY	NEUTRAL	
0-0	0-0	1-0	
2009-10	W	83-39	(N)
HIGH POINT: 1-0			

HOME	AWAY	NEUTRAL	
1-0	0-0	0-0	
2006-07	W	67-39	(H)
HOFSTRA: 1-0			
HOME	AWAY	NEUTRAL	
0-0	0-0	1-0	
2007-08	W	72-54	(N)
HOWARD: 1-0			
HOME	AWAY	NEUTRAL	
1-0	0-0	0-0	
1988-89	W	101-73	(H)
IDAHO: 0-1			
HOME	AWAY	NEUTRAL	
0-0	0-0	0-1	
1983-84	L	74-75	(N)
INDIANA: 4-1			
HOME	AWAY	NEUTRAL	
1-1	3-0	0-0	
1980-81	L	76-79	(H)
2001-02	W	62-61	(A)
2002-03	W	58-47	(H)
2007-08	W	85-78	(A)
2009-10	W	82-74	(A)
IOWA STATE: 0-1			
HOME	AWAY	NEUTRAL	
0-0	0-0	0-1	
2000-01	L	70-85	(N)
IUPUI: 1-0			
HOME	AWAY	NEUTRAL	
0-0	1-0	0-0	
2001-02	W	78-68	(A)
JACKSONVILLE: 2-0			
HOME	AWAY	NEUTRAL	
1-0	1-0	0-0	
2001-02	W	97-51	(H)
2002-03	W	71-51	(A)
JOHN ABBOTT: 2-0			
1976-77	W	62-60	
1977-78	W	71-67	
JUDSON COLLEGE: 1-0			
1976-77	W	97-79	
KANSAS: 1-0			
HOME	AWAY	NEUTRAL	
0-0	1-0	0-0	
1983	W	91-62	(A)
KENT STATE: 1-0			
HOME	AWAY	NEUTRAL	
0-0	0-0	1-0	
1981	W	80-66	(N)
KENTUCKY: 0-1			
HOME	AWAY	NEUTRAL	
0-0	0-0	1-0	
1993-94			

FLORIDA STATE

SERIES RECORDS

1989-90	L	65-68	(H)
1990-91	W	89-82	(H)
1991-92	L	88-96	(A)
1992-93	W	79-59	(H)
2003-04	L	68-75	(N)
2006-07	L	43-55	(N)
2007-08	L	61-73	(H)
2008-09	W	61-57	(A)

LOUISIANA TECH: 2-2

HOME	AWAY	NEUTRAL	
0-1	0-1	2-0	
1997-98	L	60-86	(A)
1998-99	L	72-88	(H)
2005-06	W	80-71	(N)
2009-10	W	75-61	(N)

LOUISVILLE: 12-10

HOME	AWAY	NEUTRAL	
6-3	1-1	1-1	
1978-79	L	60-94	(N)
	L	73-77	(H)
1979-80	L	67-86	(H)
	L	60-77	(A)
1981-82	L	73-89	(A)
1982-83	L	56-67	(A)
1983-84	L	65-81	(H)
	L	77-88	(A)
1984-85	L	74-89	(A)
1985-86	W	67-64	(H)
1986-87	W	66-63	(H)
	L	64-77	(A)

1987-88	W	99-65	(H)
	W	73-70	(A)
1988-89	W	65-64	(A)
	W	82-76	(H)
1989-90	W	69-66	(H)
	W	77-62	(A)
1990-91	W	83-70	(H)
	W	86-52	(A)
	W	83-70	(A)
2004-05	W	69-54	(N)

LOYOLA-CHICAGO: 1-0

HOME	AWAY	NEUTRAL	
0-0	1-0	0-0	
1999-00	W	102-70	(A)

MARYLAND: 13-23

HOME	AWAY	NEUTRAL
8-8	4-12	1-3

ACC GAMES: 12-23	HOME	AWAY	TOURNAMENT
8-8	4-12	1-3	
1991-92	L	64-79	(H)
	L	70-101	(A)
1992-93	W	68-61	(H)
	L	61-74	(A)
	L	68-91	(N)
1993-94	L	54-69	(H)
	L	39-81	(A)
1994-95	L	56-70	(H)
	W	66-59	(A)
	L	56-72	(N)
1995-96	L	49-72	(H)
	L	63-75	(A)
1996-97	L	58-65	(H)
	L	59-79	(A)
1997-98	W	53-50	(H)
	L	49-77	(A)
1998-99	L	76-94	(A)
	W	69-63	(H)
1999-00	L	67-68	(A)
	W	66-52	(H)
	W	65-60	(N)
2000-01	W	69-38	(H)
	W	77-65	(A)
2001-02	L	50-62	(A)
	W	60-55	(H)
2002-03	W	76-61	(A)
	L	61-66	(H)
2003-04	W	82-77	(H)
	L	67-76	(A)
	L	47-62	(N)
2004-05	W	95-91	(OT) (H)
2005-06	L	57-75	(A)
2006-07	L	60-74	(H)
2007-08	L	84-92	(OT) (A)
2008-09	L	71-72	(H)

2009-10	W	94-61	(A)
---------	---	-------	-----

MCNEESE STATE: 1-0

HOME	AWAY	NEUTRAL	
0-0	0-0	1-0	
1981-82	W	69-62	(N)

MEMPHIS: 9-13

HOME	AWAY	NEUTRAL	
4-6	4-5	1-2	
1977-78	L	69-91	(A)
1978-79	L	78-101	(H)
1981-82	L	90-104	(H)
1982-83	W	90-82	(H)
	W	68-66	(A)
1983-84	L	67-83	(H)
	L	64-80	(N)
1984-85	L	64-76	(A)
	L	67-84	(N)
	L	66-95	(H)
1985-86	L	70-81	(A)
1986-87	L	68-75	(A)
	L	75-94	(H)
1987-88	L	90-91	(H)
	L	89-94	(A)
1988-89	W	95-75	(H)
	W	89-80	(A)
1989-90	W	72-62	(A)
	W	98-60	(H)
	W	83-58	(N)
1990-91	W	106-94	(A)
	W	101-77	(H)

MERCER: 4-6

HOME	AWAY	NEUTRAL	
3-2	1-2	0-2	
1973-74	L	45-64	(N)
1976-77	L	53-96	(A)
1978-79	L	73-83	(H)
1979-80	L	86-100	(A)
	L	75-84	(N)
1980-81	L	76-80	(H)
1983-84	W	66-57	(H)
1999-00	W	74-62	(A)
2000-01	W	69-43	(H)
2008-09	W	74-54	(H)

MIAMI: 29-8

HOME	AWAY	NEUTRAL	
12-2	11-4	6-2	
ACC GAMES: 10-2	HOME	AWAY	TOURNAMENT
6-0	4-2	0-0	
1974-75	W	59-45	(N)
1977-78	W	66-56	(N)
1978-79	W	73-57	(N)
	W	74-64	(A)
	W	79-53	(H)
1979-80	W	82-64	(H)
	W	93-74	(A)
	W	72-61	(N)
1980-81	W	87-73	(H)
	W	62-55	(A)
	L	70-79	(N)
1981-82	W	77-74	(A)
	W	66-52	(H)
	W	84-80	(N)
1983-84	W	76-64	(N)
1984-85	L	65-79	(A)
	L	67-74	(H)
1986-87	W	75-74	(A)
	L	73-80	(H)
1988-89	L	85-96	(N)
	L	79-88	(A)
1989-90	W	95-66	(H)
1990-91	W	76-62	(A)
1991-92	W	71-69	(H)
1992-93	W	64-61	(A)
2004-05	W	65-56	(H)
	L	57-62	(A)
2005-06	W	79-54	(A)
	W	68-61	(H)
2006-07	W	71-62	(H)
	W	75-68	(A)
2007-08	W	75-70	(OT) (A)
	W	50-49	(H)
2008-09	W	75-59	(A)
	W	59-58	(H)
2009-10	L	70-78	(A)
	W	87-62	(H)

MIAMI (OH): 2-0

HOME	AWAY	NEUTRAL	
1-0	0-0	1-0	
1981-82	W	89-68	(N)
2004-05	W	82-56	(H)

MIAMI DADE CC DTN: 1-0

1975-76	W	73-51
---------	---	-------

MIAMI DADE CC N: 1-0

1974-75	W	59-40
---------	---	-------

MIAMI DADE CC S: 1-1

1974-75	W	59-41
1975-76	L	67-70

MICHIGAN: 0-1

HOME	AWAY	NEUTRAL	
0-1	0-0	0-0	
1984	L	71-76	(H)

MICHIGAN STATE: 0-1

HOME	AWAY	NEUTRAL	
0-0	0-0	0-1	
1994-95	L	69-82	(N)

MIDDLE TENNESSEE: 1-1

HOME	AWAY	NEUTRAL	
1-0	0-1	0-0	
1983-84	W	75-67	(H)
1993-94	L	43-66	(A)

MISSISSIPPI: 2-3

HOME	AWAY	NEUTRAL	
2-0	0-3	0-0	
1979-80	L	52-80	(A)
1981-82	W	63-61	(H)
1982-83	L	76-86	(A)
1996-97	L	52-75	(A)
1997-98	W	64-54	(H)

MISSISSIPPI COLLEGE: 1-1

HOME	AWAY	NEUTRAL	
1-0	0-0	0-0	
1979-80	L	50-90	
1981-82	W	71-69	(H)

MISSISSIPPI STATE: 3-3

HOME	AWAY	NEUTRAL	
2-2	0-1	1-0	
1978-79	L	60-64	(H)
1979-80	L	61-73	(H)
1989-90	W	89-62	(H)
2005-06	W	75-59	(H)
2006-07	L	60-65	(OT) (A)
2009-10	W	74-71	(N)

MISS U FOR WOMEN: 2-0

HOME	AWAY	NEUTRAL	
1-0	1-0	0-0	
1980-81	W	73-70	(A)
1981-82	W	76-54	(H)

MISSISSIPPI VALLEY: 0-1

HOME	AWAY	NEUTRAL	
1-0	0-0	0-0	
1981-82	L	83-95	(H)

MISSOURI: 1-2

HOME	AWAY	NEUTRAL	
1-0	0-0	0-2	
1983-84	L	66-83	(OT) (N)
1995-96	L	47-61	(N)
2009-10	W	73-66	(H)

MISSOURI-KANSAS CITY: 1-0

HOME	AWAY	NEUTRAL	
1-0	0-0	0-0	
1990-91	W	66-52	(H)

MONTANA: 1-1

HOME	AWAY	NEUTRAL	
1-0	1-0	0-0	
2004-05	L	49-60	(A)
2005-06	W	69-56	(H)

MONTANA STATE: 1-0

HOME	AWAY	NEUTRAL
0-0	0-0	1-0

1991-92	W	89-66	(N)
---------	---	-------	-----

MONTCLAIR STATE: 1-0

HOME	AWAY	NEUTRAL	
1-0	0-0	0-0	
1982-83	W	89-81	(OT) (H)

MURRAY STATE: 1-0

HOME	AWAY	NEUTRAL	
1-0	0-0	0-0	
2008-09	W	85-50	(N)

NEBRASKA: 1-0

HOME	AWAY	NEUTRAL	
0-0	0-0	1-0	
1982-83	W	100-84	(N)

NEW MEXICO STATE: 1-0

HOME	AWAY	NEUTRAL	
0-0	1-0	0-0	
1987-88	W	73-64	(A)

NEW ORLEANS: 3-3

HOME	AWAY	NEUTRAL	
1-1	2-2	0-0	
1978-79	W	101-66	(A)
1986-87	L	59-87	(A)
1987-88	L	61-71	(H)
1994-95	L	67-75	(A)
1995-96	W	62-51	(H)
2004-05	W	62-44	(A)

NORTH CAROLINA: 9-27

HOME	AWAY	NEUTRAL	
4-12	3-14	2-1	
ACC GAMES: 7-26	HOME	AWAY	TOURNAMENT
4-12	2-13	0-1	
1981-82	W	77-68	(N)
1982-83	W	75-74	(N)
1987-88	L	79-82	(A)
1991-92	L	70-61	(H)
	L	52-69	(A)
	L	69-81	(N)
1992-93	W	85-66	(A)
	L	60-73	(H)
1993-94	L	61-102	(A)
	L	48-71	(H)
	L	52-77	(H)
1994-95	L	47-92	(A)
1995-96	L	59-67	(A)
	W	73-64	(H)
1996-97	L	63-88	(H)
	L	56-82	(A)
1997-98	L	77-103	(A)
	L	58-75	(H)
1998-99	L	101-112	(OT) (H)
	L	76-87	(A)
1999-00	L	67-77	(A)
	L	74-78	(H)
2000-01	L	62-75	(H)
	W	80-78	(OT) (A)
2001-02	L	81-93	(H)
	L	63-93	(A)
2002-03	L	53-74	(H)
	L	56-72	(A)
2003-04	L	60-66	(A)
	L	58-71	(H)
2004-05	W	79-73	(OT) (H)

FLORIDA STATE

SERIES RECORDS



2004-05	W	83-72	(N)
NC STATE: 10-24			
HOME	AWAY	NEUTRAL	
7-9	3-13	0-2	
ACC GAMES: 10-24			
HOME	AWAY	TOURNAMENT	
7-9	3-13	0-2	
1991-92	W	76-75	(H)
	W	86-79	(A)
1992-93	L	67-75	(A)
	L	47-57	(H)
1993-94	L	46-51	(H)
	W	59-58	(A)
1994-95	L	68-91	(A)
	L	55-70	(H)
1995-96	L	71-76	(H)
	L	64-78	(A)
1996-97	L	52-88	(H)
	L	36-75	(A)
1997-98	L	60-72	(A)
	L	62-72	(H)
1998-99	L	54-65	(H)
	L	59-84	(A)
1999-00	L	58-62	(H)
	L	62-72	(A)
2000-01	W	74-70	(H)
	L	66-85	(A)
2001-02	W	80-74	(H)
	L	60-64	(A)
2002-03	W	64-55	(H)
	L	52-57	(A)
2003-04	L	64-79	(H)
	L	55-65	(A)
2004-05	L	43-71	(A)
2005-06	W	75-61	(H)
	L	60-64	(N)
2006-07	L	51-68	(A)
	L	49-76	(N)
2007-08	W	57-54	(H)
2008-09	W	64-59	(A)
2009-10	W	74-71	(H)
NORTH FLORIDA: 2-0			
HOME	AWAY	NEUTRAL	
1-0	1-0	0-0	
2008-09	W	60-49	(A)
2009-10	W	79-50	(H)
NORTHEAST MISSOURI: 1-0			
1978-79	W	87-67	
NORTHERN ARIZONA: 0-1			
HOME	AWAY	NEUTRAL	
0-0	0-1	0-0	
2002-03	L	69-79	(A)
NORTHERN COLORADO: 1-0			
HOME	AWAY	NEUTRAL	
0-0	0-0	1-0	
2008-09	W	75-32	(N)
NORTHERN ILLINOIS: 1-1			
HOME	AWAY	NEUTRAL	
1-0	0-1	0-0	
1991-92	W	99-74	(H)
1992-93	L	80-86	(A)
NW LOUISIANA: 1-0			
HOME	AWAY	NEUTRAL	
1-0	0-0	0-0	
1979-80	W	85-81	(H)
OAKLAND: 1-1			
HOME	AWAY	NEUTRAL	
1-0	0-1	0-0	
2006-07	W	74-69	(H)
2007-08	L	75-85	(A)
OHIO STATE: 1-0			
HOME	AWAY	NEUTRAL	
0-0	0-0	1-0	
2007-08	W	60-49	(N)
OLD DOMINION: 1-1			
HOME	AWAY	NEUTRAL	
0-0	0-1	1-0	
1981-82	L	65-100	(A)
2006-07	W	85-75	(N)

OKLAHOMA STATE: 1-1			
HOME	AWAY	NEUTRAL	
0-0	0-0	1-1	
1982-83	W	72-52	(N)
2007-08	L	72-73	(OT) (N)
ORAL ROBERTS: 2-1			
HOME	AWAY	NEUTRAL	
2-1	0-0	0-0	
1979-80	L	68-74	(H)
1991-92	W	104-59	(H)
1992-93	W	74-53	(H)
OREGON STATE: 0-1			
HOME	AWAY	NEUTRAL	
0-0	0-0	0-1	
1981-82	L	60-76	(N)
PENSACOLA JC: 2-0			
1975-76	W	73-51	
1976-77	W	86-40	
PENN STATE: 1-3			
HOME	AWAY	NEUTRAL	
1-1	0-0	0-2	
1982-83	L	84-86	(N)
1983-84	L	68-96	(N)
1989-90	L	73-83	(H)
2008-09	W	73-60	(H)
PEPPERDINE: 1-1			
HOME	AWAY	NEUTRAL	
0-0	0-1	1-0	
1981-82	W	76-63	(N)
1998-99	L	72-75	(A)
PURDUE: 1-0			
HOME	AWAY	NEUTRAL	
0-0	1-0	0-0	
1981-82	W	65-39	(A)
RADFORD: 0-1			
HOME	AWAY	NEUTRAL	
1-0	0-0	0-0	
1985-86	L	80-87	(H)
RHODE ISLAND: 0-1			
HOME	AWAY	NEUTRAL	
0-1	0-0	0-0	
1993-94	L	71-76	(H)
RICE: 1-0			
HOME	AWAY	NEUTRAL	
1-0	0-0	0-0	
1986-87	W	62-50	(H)
RICHMOND: 2-1			
HOME	AWAY	NEUTRAL	
0-0	0-1	2-0	
1993-94	W	70-66	(N)
2003-04	L	77-84	(A)
2004-05	W	87-54	(N)
ROLLINS COLLEGE: 4-0			
1974-75	W	61-48	
1975-76	W	56-43	
	W	64-56	
1976-77	W	87-52	
SAMFORD: 1-0			
HOME	AWAY	NEUTRAL	
1-0	0-0	0-0	
2007-08	W	52-51	(H)
ST. FRANCIS COLLEGE: 1-0			
HOME	AWAY	NEUTRAL	
0-0	0-1	0-0	
2000-01	W	73-65	(A)
ST. JOSEPH: 2-0			
HOME	AWAY	NEUTRAL	
1-0	0-1	0-0	
1982-83	W	59-54	(A)
2001-02	W	72-45	(H)
ST. JOHN'S: 2-0			
HOME	AWAY	NEUTRAL	
0-0	0-0	2-0	
1999-00	W	64-56	(N)

2009-10	W	66-65	(OT) (N)
ST. LOUIS: 1-0			
HOME	AWAY	NEUTRAL	
0-0	0-0	1-0	
1980-81	W	78-56	(N)
ST. MARY'S: 1-0			
HOME	AWAY	NEUTRAL	
0-0	0-0	1-0	
2001-02	W	78-57	(N)
SAN FRANCISCO: 0-1			
HOME	AWAY	NEUTRAL	
0-0	0-1	0-0	
2006-07	L	64-67	(A)
SAVANNAH STATE: 1-1			
HOME	AWAY	NEUTRAL	
1-0	0-0	0-0	
1974-75	L	48-70	(College)
2003-04	W	107-28	(H)
SHORTER COLLEGE: 0-4			
1974-75	L	52-65	
	L	63-78	
	L	36-54	
	L	35-69	
SOUTH ALABAMA: 6-3			
HOME	AWAY	NEUTRAL	
2-2	1-1	1-0	
1976-77	W	87-66	
1978-79	W	76-43	
1980-81	L	79-82	(A)
	W	80-67	(H)
1981-82	W	99-44	(H)
1986-87	L	58-76	(H)
	L	64-99	(H)
1989-90	W	89-82	(N)
2003-04	W	67-61	(A)
SOUTH CAROLINA: 2-16			
HOME	AWAY	NEUTRAL	
0-9	1-6	1-1	
1977-78	L	52-115	(N)
1979-80	L	68-93	(H)
1980-81	L	57-69	(A)
1981-82	L	81-82	(H)
1983-84	L	62-69	(A)
1984-85	L	61-70	(H)
1985-86	L	57-81	(A)
1986-87	L	56-63	(H)
	L	61-64	(A)
1987-88	L	55-85	(H)
	L	86-96	(A)
1988-89	L	82-99	(A)
	L	68-76	(H)
1989-90	L	72-75	(H)
	L	59-75	(A)
1990-91	W	69-60	(A)
	L	91-92	(H)
	W	54-53	(N)
SOUTH FLORIDA: 32-4			
HOME	AWAY	NEUTRAL	
15-2	12-1	3-0	
1973-74	W	62-41	(N)
1974-75	W	68-40	(H)
	W	70-53	(H)
1975-76	W	57-41	(H)
1976-77	W	69-46	(H)
1977-78	W	72-58	(A)
	W	84-76	(OT) (H)
	L	65-70	(A)
	W	86-61	(A)
	L	59-61	(H)
1978-79	W	89-80	(H)
	W	73-56	(H)
	W	90-56	
1979-80	W	87-58	(A)
	W	100-88	(A)
1980-81	W	79-41	(H)
	W	71-61	(A)
	W	80-60	(A)
	W	77-49	(H)
1981-82	W	71-52	(H)
1982-83	W	81-73	(A)
1983-84	W	81-73	(A)
1984-85	L	71-79	(H)
	W	74-69	(A)

1985-86	W	58-47	(A)
	W	78-68	(H)
1988-89	W	85-74	(H)
	W	94-85	(A)
1992-93	W	87-68	(H)
1994-95	W	64-45	(H)
1995-96	W	56-55	(N)
1996-97	W	68-59	(A)
1997-98	W	71-59	(N)
1998-99	W	83-74	(H)
1999-00	L	74-84	(A)
2002-03	W	82-78	(A)
2003-04	W	65-58	(H)
SE LOUISIANA: 1-1			
HOME	AWAY	NEUTRAL	
0-0	1-0	0-0	
1979-80	L	70-73	
1980-81	W	94-68	(A)
SE MISSOURI STATE: 2-0			
HOME	AWAY	NEUTRAL	
1-0	1-0	0-0	
2006-07	W	64-50	(A)
2008-09	W	68-31	(H)
SOUTHERN ILLINOIS: 0-1			
HOME	AWAY	NEUTRAL	
0-0	0-0	0-1	
1994-95	L	52-56	(N)
SOUTHERN MISS: 4-16			
HOME	AWAY	NEUTRAL	
3-6	1-8	0-2	
1979-80	L	65-107	(N)
1980-81	L	69-73	(A)
1981-82	L	84-94	(H)
1983-84	L	75-84	(A)
	L	53-58	(H)
1984-85	L	52-81	(A)
	L	61-66	(H)
1985-86	L	67-74	(A)
	L	76-89	(H)
1986-87	W	64-62	(A)
	L	75-84	(H)
1987-88	L	60-69	(H)
	L	68-84	(A)
1988-89	W	78-75	(H)
	L	66-84	(A)
1989-90	L	73-77	(A)
	W	97-72	(H)
	L	78-90	(N)
1990-91	W	96-76	(H)
	L	90-93	(A)
SW MISSOURI STATE: 0-3			
HOME	AWAY	NEUTRAL	
0-1	0-2	0-0	
1990-91	L	63-68	(A)
1996-97	L	52-66	(A)
1997-98	L	57-68	(H)
STANFORD: 2-1			
HOME	AWAY	NEUTRAL	
0-0	0-1	1-1	
1983-84	W	73-58	(N)
2005-06	L	70-88	(N)
2006-07	W	68-61	(A)
STETSON: 13-4			
HOME	AWAY	NEUTRAL	
8-2	3-2	0-0	
1976-77	W	78-29	
	W	72-57	
1978-79	L	61-63	(A)
	W	89-56	(H)
1981-82	W	81-54	(H)
1982-83	W	102-42	(H)
	W	77-64	(A)
1985-86			

FLORIDA STATE

SERIES RECORDS

TALLADEGA COLLEGE: 0-1
1975-76 L 55-100

TAMPA: 6-0

HOME	AWAY	NEUTRAL
3-0	0-0	0-0
1974-75	W 48-36	
1975-76	W 66-48	
	W 82-50	
1981-82	W 90-50	(H)
1985-86	W 88-77	(H)
1994-95	W 64-62	(H)

TEMPLE: 3-1

HOME	AWAY	NEUTRAL
1-0	2-0	0-1
1982-83	W 74-69	(A)
1995-96	L 67-72	(N)
2008-09	W 86-67	(A)
2009-10	W 77-64	(H)

TENNESSEE: 0-2

HOME	AWAY	NEUTRAL
0-1	0-1	0-0
1984-85	L 56-67	(H)
1985-86	L 43-89	(A)

TENNESSEE-CHATTANOOGA: 1-4

HOME	AWAY	NEUTRAL
0-2	0-2	1-0
1982-83	W 94-77	(N)
1993-94	L 85-86	(A)
1995-96	L 58-60	(H)
1999-00	L 69-78	(H)
2000-01	L 67-72	(A)

TENNESSEE TECH: 1-0

HOME	AWAY	NEUTRAL
0-0	0-0	0-1
1992-93	W 88-72	(N)

TEXAS: 0-1

HOME	AWAY	NEUTRAL
0-0	0-0	0-1
1983-84	L 43-89	(N)

TEXAS ARLINGTON: 1-0

HOME	AWAY	NEUTRAL
1-0	0-0	0-0
2004-05	W 72-70	(H)

TEXAS A&M: 1-1

HOME	AWAY	NEUTRAL
1-0	0-1	0-0
2007-08	L 67-81	(A)
2008-09	W 60-53	(H)

TCU: 0-1

HOME	AWAY	NEUTRAL
0-0	0-0	0-1
2003-04	L 68-81	(N)

TEXAS-SAN ANTONIO: 1-0

HOME	AWAY	NEUTRAL
0-0	0-0	1-0
2009-10	W 65-50	(N)

TEXAS TECH: 0-1

HOME	AWAY	NEUTRAL
0-0	0-0	0-1
1983-84	L 43-89	(N)

TIFT: 1-0

HOME	AWAY	NEUTRAL
1-0	0-0	0-0
1974-75	W 58-47	

TOLEDO: 1-0

HOME	AWAY	NEUTRAL
1-0	0-0	0-0
1986-87	W 80-64	(H)

TOWSON: 1-0

HOME	AWAY	NEUTRAL
1-0	0-0	0-0
2004-05	W 67-56	(N)

TROY: 2-2

HOME	AWAY	NEUTRAL
2-0	0-1	0-1
1977-78	W 71-61	(H)
	L 63-80	(A)

1979-80	L 78-92	(N)
2003-04	W 80-42	(H)

TULANE: 11-7

HOME	AWAY	NEUTRAL
7-3	3-4	1-0
1978-79	L 65-78	(H)
1979-80	L 74-95	(H)
	L 65-75	(H)
1980-81	L 60-70	(A)
1981-82	W 89-70	(H)
1982-83	W 81-56	(H)
	W 91-65	(A)
1983-84	L 71-77	(A)
	W 86-79	(H)
1984-85	L 56-59	(A)
	W 81-47	(H)
1985-86	W 71-70	(H)
	L 60-75	(A)
1989-90	W 103-66	(H)
	W 100-45	(A)
1990-91	W 87-60	(H)
	W 104-66	(A)
2000-01	W 72-70	(N)

TULSA: 3-1

HOME	AWAY	NEUTRAL
2-0	1-1	0-0
1998-99	W 76-67	(A)
1999-00	W 77-70	(H)
2005-06	L 71-80	(A)
2006-07	W 60-43	(H)

URB: 5-5

HOME	AWAY	NEUTRAL
3-2	2-1	0-0
1978-79	L 85-87	
	L 79-95	
1979-80	L 85-95	(H)
	L 82-96	(H)
1982-83	L 73-75	(A)
1983-84	W 82-75	(H)
1986-87	W 75-62	(H)
1988-89	W 84-68	(A)
2006-07	W 93-77	(H)
2007-08	W 66-52	(A)

UCF: 14-2

HOME	AWAY	NEUTRAL
9-1	4-1	0-0
1976-77	W 77-63	
1980-81	W 92-75	(H)
1981-81	W 75-65	(H)
1983-84	W 67-60	(H)
1984-85	L 76-93	(H)
1985-86	L 90-98	(A)
1994-95	W 74-59	(H)
1996-97	W 78-53	(H)
2000-01	W 68-37	(A)
2001-02	W 78-42	(H)
2002-03	W 77-47	(H)
2003-04	W 72-59	(A)
2005-06	W 81-49	(H)
2006-07	W 75-66	(A)
2008-09	W 82-70	(H)
2009-10	W 70-58	(A)

VALDOSTA STATE: 1-11

HOME	AWAY	NEUTRAL
0-1	0-1	1-1
1974-75	L 42-53	
	L 50-54	
	L 32-49	
1975-76	L 44-91	
	L 50-101	
1976-77	L 65-104	
	L 60-92	
1977-78	L 57-92	
1980-81	L 58-62	(N)
1981-82	W 82-69	(N)
1986-87	L 66-75	(H)
1987-88	L 77-83	(A)

VALPARAISO: 0-1

HOME	AWAY	NEUTRAL
0-0	0-0	0-1
2008-09	L 74-80	(N)

VIRGINIA: 11-30

HOME	AWAY	NEUTRAL
5-14	5-14	1-2
ACC GAMES: 11-30		
HOME	AWAY	TOURNAMENT
10-14	10-14	1-2

1990-91	L 77-92	(A)
1991-92	L 60-87	(H)
	L 43-81	(A)
1992-93	L 66-78	(H)
	L 68-76	(A)
1993-94	L 56-82	(A)
	W 50-59	(H)
1994-95	L 60-76	(H)
	L 45-79	(A)
1995-96	L 58-91	(A)
	L 40-81	(H)
	L 50-83	(N)
1996-97	L 57-67	(H)
	L 44-73	(A)
1997-98	L 62-75	(A)
	L 76-83	(OT) (H)
1998-99	L 71-80	(H)
	L 55-73	(A)
1999-00	L 73-76	(H)
	L 59-74	(A)
2000-01	W 60-58	(H)
	L 65-77	(A)
	L 83-77	(N)
2001-02	L 62-66	(A)
	L 54-57	(H)
2002-03	W 55-46	(H)
	L 54-63	(A)
2003-04	L 80-82	(OT) (H)
	W 73-71	(A)
	L 62-77	(H)
2004-05	L 67-71	(N)
	W 60-46	(H)
2005-06	W 67-58	(A)
	W 63-47	(H)
2006-07	W 79-77	(A)
2007-08	L 66-69	(OT) (H)
	L 58-77	(A)
2008-09	L 80-75	(A)
	L 63-68	(H)
2009-10	W 68-50	(H)
	W 59-58	(A)

VIRGINIA TECH: 17-9

HOME	AWAY	NEUTRAL
11-2	6-5	0-2
ACC GAMES: 6-1		
HOME	AWAY	TOURNAMENT
3-1	3-0	0-0

1979-80	W 67-57	(H)
	L 54-77	(H)
1981-82	W 93-82	(A)
1983-84	L 63-68	(A)
1984-85	W 85-77	(H)
	W 65-86	(N)
1985-86	L 68-73	(A)
1986-87	L 78-91	(A)
	W 70-65	(H)
	L 67-68	(N)
1987-88	L 61-59	(H)
	L 81-97	(A)
1988-89	L 67-68	(A)
	W 69-66	(H)
	W 68-64	(A)
1989-90	W 69-52	(H)
	W 78-64	(A)
1990-91	W 76-53	(H)
	W 76-53	(H)
2000-01	W 77-57	(H)
2004-05	W 81-78	(OT2) (A)
	W 94-83	(OT3) (H)
2005-06	L 69-76	(H)
2006-07	W 70-60	(A)
2007-08	W 67-63	(H)
2008-09	W 67-63	(A)
2009-10	W 78-68	(H)

WAKE FOREST: 22-14

HOME	AWAY	NEUTRAL
12-4	8-8	2-2
ACC GAMES: 22-14		
HOME	AWAY	TOURNAMENT
12-4	8-8	2-2

1991-92	W 86-83	(A)
	L 64-67	(H)

1992-93	L 53-57	(A)
	W 77-73	(H)
1993-94	W 66-60	(H)
	L 79-82	(A)
	L 57-72	(N)
1994-95	W 68-61	(A)
	L 61-66	(H)
1995-96	L 71-88	(H)
	L 52-54	(A)
1996-97	L 68-79	(A)
	L 59-63	(H)
	L 59-70	(N)
1997-98	W 64-63	(H)
	W 63-56	(A)
1998-99	W 80-57	(H)
	L 68-80	(A)
1999-00	L 59-64	(A)
	W 76-47	(H)
2000-01	L 69-79	(A)
	W 73-61	(H)
2001-02	L 73-77	(A)
	W 63-56	(H)
2002-03	W 63-61	(A)
	W 62-60	(30T) (H)
2003-04	W 81-73	(A)
	W 67-54	(H)
2004-05	W 71-69	(A)
2005-06	W 70-57	(H)
2006-07	W 74-57	(A)
	W 70-53	(N)
2007-08	W 80-54	(H)
	W 57-52	(N)
2008-09	W 58-47	(A)
2009-10	W 83-38	(H)

WASHINGTON: 0-3

HOME	AWAY	NEUTRAL
0-1	0-1	0-1
2005-06	L 69-71	(H)
2006-07	L 65-84	(A)
2008-09	L 60-62	(N)

WESTERN CAROLINA: 3-0

HOME	AWAY	NEUTRAL
3-0	0-0	0-0
1998-99	W 83-39	(H)
2005-06	W 75-67	(H)
2009-10	W 80-47	(H)

WESTERN KENTUCKY: 0-2

HOME	AWAY	NEUTRAL
0-0	0-0	0-2
1983-84	L 74-79	(N)
1990-91	L 69-72	(N)

WEST FLORIDA: 1-0

HOME	AWAY	NEUTRAL
1-0	0-0	0-0
1975-76	W 100-16	

WEST GEORGIA: 2-2

HOME	AWAY	NEUTRAL
0-0	0-0	0-2
1975-76		

FLORIDA STATE

YEAR-BY-YEAR RESULTS

1973-74

HEAD COACH JOEL THIRER



1973-74 (8-3)	W/L
Florida	39-49 L
Barry College	50-33 W
Florida	52-36 W
Flagler	53-35 W
Florida	32-31 W
Mercer	45-64 L
Flagler	31-41 L
South Florida	62-41 W
Flagler	76-38 W
Florida	48-45 W
Auburn	53-52 W

1974-76

HEAD COACH MILLIE USHER



1974-75 (15-17)	W/L
Albany State	62-55 W
Valdosta State	42-53 L
Florida A&M	77-34 W
Shorter College	52-65 L
Shorter College	63-78 L
Savannah State	48-70 L
South Florida	68-40 W
Miami-Dade South	59-41 W
Rollins College	61-48 W
Florida	44-67 L
Flagler	51-60 L
Florida	53-47 W
Georgia Tech	58-22 W
Shorter College	36-54 L
Tift	58-47 W
Valdosta State	50-54 L
Georgia Southern	53-65 L
Albany State	43-61 L
Florida A&M	47-26 W
Florida	41-49 L
Tampa	48-36 W
Flagler	52-59 L
Miami	59-45 W
South Florida	70-53 W
Florida	44-28 W
Flagler	59-55 W
Flagler	45-53 L
Miami-Dade North	59-40 W
Auburn	51-64 L
Fort Valley	43-58 L



1975-76 (11-12)	W/L
Rollins	56-43 W
Albany State	50-71 L
West Florida	100-16 W
South Florida	57-41 W
Tampa	66-48 W
Rollins	64-56 W
Valdosta State	44-91 L
Tampa	82-50 W
West Georgia	61-88 L
Tallahadega College	55-100 L
College of Charleston	61-93 L
Albany State	44-73 L
Miami-Dade South	67-70 L
Florida International	58-35 W
Pensacola Jr College	73-51 W
Florida	65-59 W
Georgia Southern	54-83 L
Florida	45-64 L
Miami-Dade Dntn	73-51 W
Florida International	81-44 W
Florida	45-68 L
Valdosta State	50-101 L
Florida	39-55 L

1976-79

HEAD COACH DIANNE MURPHY



1976-77 (10-12)	W/L
Albany State	38-87 L
Mercer	53-96 L
Florida	54-80 L
Valdosta State	65-104 L
John Abbott College	62-60 W
Stetson	78-29 W
Florida	65-67 L
Rollins	87-52 W
Central Florida	77-63 W
Dayton	104-33 W
South Alabama	87-66 W
Albany State	65-79 L
Alabama State	73-80 L
West Georgia	54-79 L
Judson College	97-79 W
Stetson	72-57 W
Pensacola Jr College	86-40 W
Valdosta State	60-92 L
South Florida	69-46 W
Florida	67-72 L
Florida	60-72 L
Delta State	60-106 L

1977-78 (8-8)	W/L
Valdosta State	57-92 L
Georgia Southern	59-86 L
Florida	93-66 W
Troy State	71-67 W
South Florida	72-58 W
Memphis State	69-91 L
South Carolina	52-115 L
Georgia Southern	69-76 L
John Abbott College	71-67 W
Florida A&M	84-69 W
Miami	66-56 W
Florida	63-102 L
South Florida (OT)	84-76 W
South Florida*	65-70 L
South Florida*	86-61 W
South Florida*	59-61 L

*State Tournament

1978-79 (17-15)	W/L
Mississippi State	60-64 L
South Alabama	76-43 W
Mercer	73-83 L
NE Missouri	87-61 W
Stetson	61-63 L
South Florida	89-80 W
Florida	88-79 W
New Orleans	64-62 W
Tulane	65-78 L
Louisville	60-94 L
Cincinnati	61-57 W
Alabama-Birmingham	85-87 L
Memphis State	78-101 L
South Florida	73-56 W
Florida	91-72 W
Miami	79-53 W
New Orleans	101-66 W
Florida A&M	79-84 W
Louisville	73-77 L
West Georgia	73-59 W
Alabama State	73-95 L
Alabama-Birmingham	79-95 L
Miami	74-64 W
Appalachian State	83-89 L
Winthrop College	63-71 L
Florida A&M	61-77 L
Stetson	89-56 W
South Florida	90-56 W
Miami	73-57 W
Florida	89-85 W
Florida	101-94 W
Delta State	64-93 L

1979-86

HEAD COACH JAN DYKHOUSE-ALLEN



1979-80 (13-22)	W/L
Mississippi State	61-73 L
Alabama-Birmingham	85-95 L
South Carolina	68-93 L
South Florida	87-58 W
Florida A&M	74-61 W
Southern Mississippi	65-107 L
Troy State	78-92 L
Belhaven	81-75 W
Miami	82-64 W
Oral Roberts	68-74 L
Virginia Tech	67-57 W
Louisville	67-86 L
Tulane	74-95 L
Mississippi College	50-90 L
Alabama	61-88 L
Alabama-Birmingham	82-96 W
Florida	92-77 W
Miami	93-74 W
East Carolina	61-69 L
Mississippi	52-80 L
Louisville	60-77 L
Mercer	86-100 L
Northwest Louisiana	85-81 W
Florida	88-84 W
Florida Southern	97-58 W
Virginia Tech	54-77 L
Southeast Louisiana	70-73 L
Tulane	65-75 L
Florida A&M	60-67 L
South Florida	100-88 W
Florida	67-78 L
Miami	72-61 W
Florida	84-76 W
Florida	71-84 L
Mercer	75-84 L



1980-81 (14-15, 1-3 METRO)	W/L
11/20 Georgia Tech (A)	84-97 L
11/21 Georgia State (A)	79-96 L
11/25 South Alabama (A)	79-82 L
11/28 Valdosta State* (N)	58-62 L
11/29 Alabama* (N)	77-76 W
12/3 Florida (H)	90-48 W
12/6 Miami (H)	87-73 W
12/12 Central Florida (H)	92-75 W
12/13 Denver (H)	93-41 W
12/18 Miss U/Women** (A)	73-70 W
12/19 Central Missouri** (N)	60-69 L
12/20 Clemson** (N)	59-78 L
1/7 Indiana (H)	76-79 L
1/8 East Carolina (A)	67-78 L
1/10 Cincinnati (A)	65-91 L
1/14 Florida A&M (H)	76-64 W
1/16 South Florida (A)	79-41 W
1/22 S.E. Louisiana (A)	94-68 W
1/24 Southern Miss (A)	69-73 L
1/26 Mercer (H)	76-80 L
1/29 South Carolina (A)	57-69 L
1/31 Miami (A)	62-55 W
2/5 Tulane+ (A)	60-70 L
2/7 St. Louis+ (N)	78-56 W
2/11 Florida (A)	81-83 L
2/12 South Florida (A)	71-61 W
2/14 Florida A&M (A)	76-61 W
2/16 South Alabama (H)	80-67 W
2/17 Miami+++ (N)	70-79 L

*Lady Sunshine Classic, Orlando, FL
 **MUW Christmas Tournament, Columbus, MS
 +Metro Conference Tournament, New Orleans, LA
 +++FAIA State Tournament, Daytona Beach, FL



1981-82 (28-10, 2-3 METRO)	W/L
11/23 Stetson (H)	81-54 W
11/26 McNeese State* (N)	69-62 W
11/28 Valdosta State* (N)	82-69 W
12/1 Central Florida (H)	75-65 W
12/4 Kent State** (N)	80-66 W
12/5 Purdue** (A)	65-39 W
12/8 Florida (H)	60-63 L
12/11 Fla International (A)	74-64 W
12/12 Miami (A)	77-74 W
12/19 South Alabama (H)	99-44 W
1/2 Lewis University+ (A)	94-46 W
1/3 Miami-Ohio+ (A)	89-68 W
1/5 North Carolina+ (A)	77-68 W
1/8 South Florida (A)	80-60 W
1/11 Miss U - Women (H)	76-54 W
1/13 Florida (A)	86-79 W
1/16 Virginia Tech (A)	93-72 W
1/17 #7/ Old Dominion (A)	65-100 L
1/20 Florida A&M (A)	86-87 L
1/25 #14/ Memphis St. (H)	90-104 L
1/27 #12/ South Carolina (H)	81-82 L
1/30 Southern Miss (H)	84-94 L
2/6 Louisville (A)	73-89 L
2/8 Tulane (A)	89-70 W
2/10 Florida A&M (H)	59-58 W
2/13 Miami (H)	66-52 W
2/15 #18/ Mississippi (H)	63-61 W
2/20 Tampa (H)	90-50 W
2/22 South Florida (H)	77-49 W
3/4 Miami+++ (N)	84-80 W
3/6 Florida A&M+++ (N)	76-65 W
3/11 Mississippi Coll^ (H)	71-69 W
3/11 Ga Southern^ (H)	78-81 L
3/12 Miss Valley^ (H)	83-95 L

FLORIDA STATE

YEAR-BY-YEAR RESULTS

3/25 Pepperdine# (H) 76- 63 W
 3/26 Brigham Young# (N) 75- 71 W
 3/27 Oregon State# (N) 60- 76 L
 Record includes Feb. 5 forfeit win over St. Louis
 *Lady Seminole Classic, Tallahassee, FL
 **Boilermaker Premier, W. Lafayette, IN
 +Hurricane New Year's Classic, Miami, FL
 ++FAIAW State Tournament, Daytona Beach, FL
 #AIAW Region III Tournament
 #NWIT



1982-83 (24-6, 5-1 METRO)

11/26 Tenn-Chatt* (H) 94- 77 W
 11/27 North Carolina* (H) 75- 74 W
 12/1 Albany State (H) 94- 52 W
 12/4 Stetson (H) 102- 42 W
 12/6 Alabama (A) 73- 64 W
 12/10 #11/ Penn State** (N) 84- 86 L
 12/11 Delta State** (N) 75- 67 W
 12/13 Nebraska+ (N) 100- 84 W
 1/2 Army+ (N) 69- 60 W
 1/3 Oklahoma State+ (N) 72- 52 W
 1/6 Temple (A) 74- 69 W
 1/7 St. Joseph's (A) 59- 54 W
 1/11 Montclair St (OT) (H) 89- 81 W
 1/15 Tulane (H) 81- 56 W
 1/17 Memphis State (A) 90- 82 W
 1/19 Florida A&M (A) 66- 60 W
 1/22 Alabama-Birm (A) 73- 75 L
 1/24 Auburn (A) 43- 73 L
 1/27 Florida (A) 68- 63 W
 1/28 Stetson (A) 77- 64 W
 2/3 South Florida (H) 71- 52 W
 2/5 Tulane (A) 91- 65 W
 2/9 Florida A&M (H) 82- 65 W
 2/12 Fla International (H) 77- 65 W
 2/16 Alabama (H) 61- 64 L
 2/19 Florida (H) 89- 67 W
 2/26 Memphis State (A) 68- 66 W
 3/7 Louisville++ (A) 56- 67 L
 3/8 Cincinnati+ (N) 84- 61 W
 3/18 #13/ Mississippi* (A) 76- 86 L
 *Lady Seminole Classic, Tallahassee, FL
 **Mid-American Classic, Columbia, MO
 +Hurricane New Year's Classic, Miami, FL
 ++Metro Conference Tournament, Louisville, KY
 *First Round NCAA Playoff



1983-84 (13-18, 2-9 METRO)

11/18 #16/ Arizona State* (A) 70- 85 L
 11/19 Brigham Young* (A) 61- 76 L
 11/26 Middle Tenn State (H) 75- 67 W
 12/2 #18/W. Kentucky** (A) 74- 79 L
 12/3 Kansas** (A) 91- 62 W
 12/5 Central Florida (H) 67- 60 W
 12/10 South Florida (A) 81- 73 W
 12/15 Alabama-Birm (H) 82- 75 W
 1/2 Penn State+ (A) 68- 96 L
 1/3 Stanford+ (A) 73- 58 W
 1/5 #16/ Missouri (OT)+ (A) 82- 75 W
 1/10 Louisville (H) 65- 81 L
 1/13 Miami++ (H) 76- 64 W
 1/14 Mercer++ (H) 66- 57 W
 1/20 Florida (H) 74- 70 W
 1/23 Memphis State (H) 67- 83 L
 1/28 Tulane (A) 71- 77 L
 1/30 Southern Miss (A) 75- 84 L
 2/2 #10/ Auburn (H) 53- 72 L
 2/4 Virginia Tech (A) 63- 68 L
 2/6 South Carolina (A) 62- 69 L
 2/11 Southern Miss (H) 53- 58 L

2/13 Florida (A) 57- 65 L
 2/15 Florida A&M (H) 80- 64 W
 2/20 Tulane (H) 86- 79 W
 2/23 Alaska* (A) 77- 63 W
 2/24 #1/ Texas* (N) 43- 89 L
 2/26 Idaho* (N) 74- 75 L
 3/5 Cincinnati# (N) 83- 72 W
 3/7 Memphis State# (N) 64- 80 L
 Louisville (N) 77- 88 L

*Lady Buff Classic, Boulder, CO
 **Louisville Tech Classic, Louisville, KY
 +Miami Masonic Classic, Miami, FL
 ++Duval Hotel Classic, Tallahassee, FL
 #Northern Lights Shootout, Anchorage, AK
 #Metro Conference Tournament, Cincinnati, OH



1984-85 (7-21, 2-9 METRO)

11/14 Albany State (H) 66- 60 W
 11/23 Colorado (H) 70- 61 W
 11/26 Georgetown (A) 69- 77 L
 12/3 Central Florida (H) 76- 93 L
 12/7 Michigan (H) 71- 76 L
 12/8 Wichita State (H) 54- 70 L
 12/15 Miami (A) 65- 79 L
 12/31 Fordham* (A) 88- 81 W
 1/2 Fairfield* (A) 64- 71 L
 1/6 Virginia Tech (H) 85- 77 W
 1/10 Cincinnati (A) 73- 83 L
 1/12 Louisville (A) 74- 89 L
 1/14 S Florida (OT) (H) 71- 69 W
 1/16 Florida (A) 43- 64 L
 1/19 South Carolina (H) 61- 70 L
 1/24 Southern Miss (A) 61- 66 L
 1/26 Tulane (A) 56- 59 L
 1/30 #10/ Auburn (A) 58- 76 L
 2/8 #24/Tennessee (H) 56- 67 L
 2/10 Tulane (H) 81- 47 W
 2/12 Florida A&M (H) 57- 61 L
 2/16 Southern Miss (H) 61- 66 L
 2/26 Florida (H) 58- 79 L
 2/23 #22 Memphis St. (H) 64- 76 L
 2/25 #21 Miami (H) 67- 74 L
 Memphis State (H) 67- 84 L
 South Florida (A) 74- 69 W
 3/1 Virginia Tech** (N) 65- 86 L
 *Women's Court Classic, Miami, FL
 **Metro Conference Tournament, Hattiesburg, MS



1985-86 (12-16, 3-8 METRO)

11/23 West Georgia (H) 67- 57 W
 11/26 Ga Southwest (H) 51- 58 L
 11/29 Colorado State* (A) 68- 53 W
 11/30 Monmouth (3OT)* (A) 81- 69 W
 12/4 Tampa (H) 88- 77 W
 12/6 Georgetown** (H) 78- 74 W
 12/7 Radford (OT)** (H) 80- 87 L
 12/16 Stetson (A) 76- 72 W
 1/2 South Carolina (A) 57- 81 L
 1/4 Virginia Tech (A) 68- 73 L
 1/11 Louisville (H) 67- 64 W
 1/13 Cincinnati (H) 75- 72 W
 1/18 Central Florida (A) 90- 98 L
 1/20 South Florida (A) 58- 47 W
 1/22 Florida (H) 68- 77 L
 1/24 Tulane (H) 71- 70 W
 1/26 #11/13 Tennessee (H) 43- 89 L
 1/30 Albany State (A) 72- 69 W
 2/1 Memphis State (A) 66- 95 L
 2/6 Southern Miss (H) 76- 89 L
 2/8 Tulane (A) 60- 75 L
 2/10 South Florida (H) 78- 68 W

2/13 Florida A&M (H) 65- 83 L
 2/15 Southern Miss (H) 76- 89 L
 2/19 Florida (A) 76- 81 L
 2/22 #22 Memphis St (A) 70- 81 L
 2/26 Stetson (H) 68- 74 L
 3/1 Cincinnati+ (A) 45- 77 L

*Pizza Hut Classic
 **Southernmaire Invitational, Tallahassee, FL
 +Metro Conference Tournament, Columbia, SC 1986-96
 Head Coach
 Mayrnell Meadors



1986-87 (9-19, 5-7 METRO)

12/1 Albany State (OT) (H) 71- 72 L
 12/5 Toledo* (H) 80- 64 W
 12/6 Rice* (H) 62- 50 W
 12/13 Stetson (H) 50- 55 L
 12/15 Miami (A) 75- 74 W
 12/16 Florida Atlantic (A) 38- 42 L
 12/18 Alabama-Birm (H) 75- 62 W
 12/30 Valdosta State (H) 66- 75 L
 1/3 Virginia Tech (A) 78- 91 L
 1/10 Louisville (H) 66- 63 W
 1/12 Cincinnati (H) 53- 55 L
 1/14 Florida (A) 65- 69 L
 1/16 South Alabama (A) 58- 76 L
 1/19 South Carolina (H) 56- 63 L
 1/24 Southern Miss (A) 64- 62 W
 1/26 Memphis State (A) 68- 75 W
 1/29 Miami (H) 73- 80 L
 1/31 Virginia Tech (H) 70- 65 W
 2/3 South Alabama (H) 64- 99 L
 2/7 Louisville (A) 64- 77 L
 2/9 Cincinnati (A) 70- 50 W
 2/12 Florida A&M (H) 79- 72 W
 2/16 South Carolina (A) 61- 64 L
 2/19 Florida (H) 59- 70 L
 2/21 Southern Miss (H) 75- 84 L
 2/23 Memphis State (H) 67- 94 L
 2/25 New Orleans (A) 59- 87 L
 3/5 Virginia Tech** (N) 67- 88 L
 *Tallahassee Hilton Classic, Tallahassee, FL
 **Metro Conference Tournament, Blacksburg, VA



1987-88 (9-18, 4-8 METRO)

11/27 New Mexico St* (N) 73- 64 W
 11/28 DePaul* (N) 68- 82 L
 12/4 Wisconsin** (H) 100- 67 W
 12/5 W Virginia (OT)** (H) 68- 58 W
 12/12 Stetson (A) 69- 75 L
 12/16 Ga Southern (OT) (A) 83- 77 W
 12/18 North Carolina (A) 79- 82 L
 1/3 #17/19 Georgia (H) 72- 91 L
 1/6 Wisc-Green Bay (H) 64- 67 L
 1/13 New Orleans (H) 61- 71 L
 1/16 Memphis St (OT) (H) 90- 91 L
 1/18 Southern Miss (H) 60- 69 L
 1/21 Florida A&M (H) 68- 73 L
 1/25 South Carolina (H) 55- 85 L
 1/28 Valdosta State (A) 77- 83 L
 1/30 Virginia Tech (H) 61- 59 W
 2/1 Alabama (H) 64- 70 L
 2/6 Cincinnati (H) 59- 70 L
 2/8 Louisville (H) 99- 65 W
 2/13 Memphis State (A) 89- 94 L
 2/15 Southern Miss (A) 68- 84 L
 2/20 Virginia Tech (A) 81- 97 L
 2/22 South Carolina (A) 86- 96 L
 2/27 Florida (H) 71- 55 W
 3/8 Louisville (A) 73- 70 W
 3/9 Cincinnati (A) 66- 58 W

3/10 Cincinnati+ (H) 76- 78 L
 *Coopers & Lybrand Invitational
 **Tallahassee Hilton Classic, Tallahassee, FL
 +Metro Conference Tournament, Tallahassee, FL



1988-89 (16-11, 7-5 METRO)

11/25 Central Michigan* (N) 100- 78 W
 11/26 Miami* (N) 85- 96 L
 12/2 UNC-Ashville** (H) 99- 58 W
 12/3 Ga Southern** (H) 105- 78 W
 12/11 Miami (A) 79- 88 L
 12/13 Florida (A) 60- 65 L
 12/17 Stetson (H) 70- 64 W
 12/19 Alabama-Birm (A) 84- 68 W
 1/2 Southern Miss (H) 78- 75 W
 1/9 Memphis State (H) 95- 75 W
 1/14 Cincinnati (A) 45- 66 L
 1/16 Louisville (A) 65- 64 W
 1/21 Virginia Tech (A) 67- 68 L
 1/23 #16/15 S. Carolina (A) 82- 99 L
 1/25 South Florida (H) 85- 74 W
 1/28 Virginia Tech (H) 69- 66 W
 1/30 Alabama (A) 68- 70 L
 2/4 Southern Miss (A) 66- 84 L
 2/6 Howard (H) 101- 73 W
 2/9 Florida A&M (H) 75- 68 W
 2/11 Cincinnati (H) 62- 57 W
 2/13 Louisville (H) 82- 76 W
 2/16 #5/6 Georgia (A) 70- 90 L
 2/20 #14/19 S. Carolina (H) 68- 76 L
 2/24 South Florida (A) 94- 85 W
 3/2 Memphis State (A) 89- 80 W
 3/8 Cincinnati+ (N) 47- 57 L
 *Lady Sunshine Classic, Lake Mary, FL
 **Tallahassee Hilton Classic, Tallahassee, FL
 +Metro Conference Tournament, Memphis, TN



1989-90 (21-9, 11-3 METRO)

11/24 S. Alabama (2OT)* (N) 89- 82 W
 11/25 #13/12 LSU* (A) 65- 68 L
 12/1 Miss State** (H) 89- 62 W
 12/2 UNC-Charlotte** (H) 50- 63 L
 12/6 Alabama (A) 81- 76 W
 12/18 Stetson (A) 77- 70 W
 12/30 Appalachian St (H) 77- 62 W
 1/4 Ga. Southern (H) 80- 49 W
 1/6 Virginia Tech (A) 68- 64 W
 1/8 Tulane (H) 103- 66 W
 1/10 Florida (H) 63- 62 W
 1/13 Louisville (OT) (H) 69- 66 W
 1/15 Cincinnati (H) 61- 44 W
 1/17 #14/14 Auburn (A) 63- 80 L
 1/22 #15/17 S. Carolina (H) 72- 75 L
 1/27 #19/18 Southern Miss (A) 73- 77 L
 1/28 Memphis State (A) 72- 62 W
 2/3 Virginia Tech (H) 69- 52 W
 2/5 Tulane (A) 100- 45 W
 2/10 Louisville (A) 77- 62 W
 2/12 Cincinnati (A) 57- 44 W
 2/15 Florida A&M (A) 87- 60 W
 2/17 Miami (H) 95- 66 W
 2/21 #7/7 Georgia (H) 76- 80 L
 2/24 #17/17 Southern Miss (H) 97- 72 W
 2/26 Memphis State (H) 98- 60 W
 3/3 #17/18 S. Carolina (A) 59- 75 L
 3/8 Memphis State+ (A) 83- 58 W
 3/10 #22/20 Southern Miss+ (A) 78- 90 L
 3/14 #23 Penn State++ (H) 73- 83 L
 *LSU Crawfish Classic, Baton Rouge, LA
 **Tallahassee Hilton Classic, Tallahassee, FL
 +Metro Conference Tournament, Cincinnati, OH
 ++NCAA Tournament, Tallahassee, FL

FLORIDA STATE

YEAR-BY-YEAR RESULTS



1990-91 (25-7, 12-2 METRO)

11/23	Missouri-KC*	(N)	66-52	W
11/24	SW Missouri St*	(A)	63-68	L
12/1	Marquette**	(H)	110-75	W
12/2	#20/20 LSU**	(H)	89-82	W
12/7	#18/19 N. Illinois+	(H)	78-66	W
12/8	#1/1 Virginia+	(A)	77-92	L
12/17	Florida	(A)	79-78	W
12/19	Miami	(A)	76-62	W
1/7	Virginia Tech	(A)	78-64	W
1/12	Cincinnati	(H)	90-61	W
1/14	Louisville	(H)	83-70	W
1/16	Alabama	(H)	88-65	W
1/19	Memphis State	(A)	106-94	W
1/21	South Carolina	(A)	69-60	W
1/26	Southern Miss	(H)	96-76	W
1/28	Tulane	(H)	87-60	W
1/31	#4/4 Georgia	(A)	71-91	L
2/4	S. Carolina (2OT)	(H)	91-92	L
2/6	Stetson	(H)	114-71	W
2/9	Cincinnati	(A)	67-49	W
2/11	Louisville	(A)	86-52	W
2/14	#5/5 Auburn	(H)	64-79	L
2/16	Memphis State	(H)	101-77	W
2/18	Virginia Tech	(H)	76-53	W
2/23	Southern Miss	(A)	90-93	L
2/25	Tulane	(A)	104-66	W
2/28	Florida A&M	(H)	92-62	W
3/4	Cincinnati++	(N)	89-51	W
3/5	Louisville++	(A)	83-70	W
3/6	S. Carolina++	(N)	54-53	W
3/13	Appalachian St*	(H)	96-57	W
3/13	#10/11 W Kentucky\$	(H)	69-72	L

*St. John's Lady Bear Classic, Springfield, MO
 **Tallahassee Hilton Classic, Tallahassee, FL
 +Cavalier Classic, Charlottesville, VA
 ++Metro Conference Tournament, Louisville, KY
 *NCAA Tournament, Tallahassee, FL
 \$NCAA Tournament, 2nd Round, Bowling Green, KY



1991-92 (17-11, 8-8 ACC)

11/23	Miami (OT)	(H)	71-69	W
11/29	#14/17 Lamar*	(N)	78-67	W
11/30	#19/ LSU (OT)	(A)	88-96	L
12/7	Montana State*	(H)	89-66	W
12/8	E Kentucky*	(H)	72-65	W
12/15	Florida (OT)	(H)	90-78	W
12/17	Georgia Tech*	(H)	68-70	L
1/3	#1/1 Virginia*	(H)	60-87	L
1/5	Wake Forest*	(A)	86-83	W
1/8	#4/4 Maryland*	(H)	64-79	L
1/11	Georgia Tech*	(A)	77-66	W
1/15	#17/17 Clemson*	(A)	73-80	L
1/19	#20/15 NC State*	(H)	76-75	W
1/21	Duke*	(H)	67-55	W
1/25	#25/25 N. Carolina*	(H)	70-61	W
1/27	#2/2 Virginia*	(A)	43-81	L
2/1	#15/19 Clemson*	(H)	79-66	W
2/5	#1/1 Maryland*	(A)	70-101	L
2/8	Duke*	(A)	61-53	W
2/10	#24/20 N. Carolina*	(A)	52-69	L
2/15	NC State*	(A)	86-79	W
2/17	Wake Forest*	(H)	64-67	L
2/19	Butler	(H)	68-71	L
2/22	Northern Illinois	(H)	99-74	W
2/26	Florida A&M	(A)	100-71	W
2/26	Florida Atlantic	(H)	96-64	W
2/29	Oral Roberts	(H)	104-59	W
3/6	North Carolina**	(N)	69-81	L

&LSU Crawfish Classic, Baton Rouge, LA
 *Dial Classic, Tallahassee, FL
 *ACC Game
 **ACC Tournament, Rock Hill, SC



1992-93 (13-14, 6-10 ACC)

12/1	Florida Atlantic	(H)	97-67	W
12/4	South Florida*	(H)	87-68	W
12/5	Louisiana State*	(H)	79-59	W
12/16	NC State*	(A)	67-75	L
12/18	#16/ Miami	(A)	64-61	W
12/21	#20 Tenn Tech*	(N)	88-72	W
12/22	California*	(A)	50-69	L
1/3	Duke*	(A)	84-72	W
1/6	#3/9 Virginia*	(H)	66-78	L
1/10	#15/14 N. Carolina*	(A)	85-66	W
1/12	#3/3 Maryland*	(H)	68-61	W
1/16	Wake Forest*	(A)	53-57	L
1/18	#25 Georgia Tech*	(A)	79-71	W
1/21	#13 N. Carolina*	(H)	60-73	L
1/25	#12 Maryland*	(A)	61-74	L
1/27	Florida A&M	(H)	79-58	W
1/30	#3/10 Virginia*	(A)	68-76	L
2/3	Florida	(A)	78-81	L
2/6	#19/19 Clemson*	(H)	69-84	L
2/9	#22/ N. Illinois	(A)	80-86	L
2/12	Georgia Tech*	(H)	46-61	L
2/14	Wake Forest*	(H)	77-73	W
2/16	Oral Roberts	(H)	74-53	W
2/21	NC State*	(H)	47-57	L
2/24	#24 Clemson*	(A)	63-70	L
2/28	Duke*	(H)	74-67	W
3/6	#12/12 Maryland**	(N)	68-91	L

*Dial Classic, Tallahassee, FL
 &Oakland Tribune Classic, Oakland, CA
 *ACC Game
 **ACC Tournament, Rock Hill, SC



1994-95 (8-22, 3-13 ACC)

11/25	Fresno State&	(N)	67-62	W
11/26	UW-Green Bay&	(N)	60-88	L
11/29	Central Florida	(H)	74-59	W
12/2	South Florida*	(H)	64-45	W
12/3	#15/15 Florida*	(H)	80-91	L
12/7	Duke*	(A)	68-84	L
12/10	Tampa	(H)	64-62	W
12/16	Florida A&M	(H)	65-73	L
12/19	#11/11 Texas Tech*	(N)	44-66	L
12/20	Southern Illinois#	(N)	52-56	L
12/21	Michigan State#	(N)	69-82	L
12/31	New Orleans	(A)	67-75	L
1/4	#4/4 N. Carolina*	(H)	52-77	L
1/8	Clemson*	(A)	68-72	L
1/11	NC State*	(A)	68-91	L
1/14	Maryland*	(H)	56-70	L
1/17	#12/14 Virginia*	(A)	60-76	L
1/21	Wake Forest*	(A)	68-61	W
1/23	Georgia Tech*	(H)	60-58	W
1/28	#2/1 Duke*	(H)	71-75	L
1/30	Georgia Tech*	(H)	57-68	L
2/3	#5/5 N. Carolina*	(A)	47-92	L
2/6	Clemson*	(H)	64-67	L
2/11	NC State*	(H)	55-70	L
2/13	Florida Atlantic	(H)	69-55	W
2/16	Maryland*	(H)	65-59	W
2/18	#6/7 Virginia*	(A)	45-79	L
2/21	#17/16 Florida	(A)	62-81	L
2/23	Wake Forest*	(H)	61-66	L
3/3	Maryland**	(N)	56-72	L

&Montana State Classic
 *Dial Classic, Tallahassee, FL
 #San Juan Shootout, San Juan, PR
 *ACC Game
 **ACC Tournament, Rock Hill, SC



1993-94 (6-21, 3-13 ACC)

11/26	UT-Chattanooga	(A)	85-86	L
11/28	Middle Tenn State	(A)	43-66	L
12/3	Rhode Island*	(H)	71-76	L
12/4	Dayton*	(H)	78-65	W
12/6	Florida A&M	(N)	70-68	W
12/11	#7/7 N. Carolina*	(A)	61-102	L
12/18	Georgia Tech*	(H)	62-65	L
12/21	#13/14 Virginia*	(A)	56-82	L
12/29	Richmond&	(N)	70-66	W
12/30	Kentucky&	(N)	55-58	L
12/31	#10/10 Alabama*	(N)	33-87	L
1/5	#24/22 Maryland*	(H)	54-69	L
1/8	Florida Atlantic	(A)	64-67	L
1/14	#4/4 N. Carolina*	(H)	48-71	L
1/16	Duke*	(A)	60-66	L
1/22	Wake Forest*	(H)	66-60	W
1/24	NC State*	(H)	46-51	L
1/28	Maryland*	(A)	39-81	L
2/1	Georgia Tech*	(A)	51-63	L
2/4	#10/11 Virginia*	(H)	50-59	L
2/7	Clemson*	(A)	26-80	L
2/15	Florida	(H)	54-73	L
2/18	Wake Forest*	(A)	79-82	L
2/20	NC State*	(A)	59-58	W
2/23	Clemson*	(H)	60-75	W
2/25	Duke*	(H)	78-73	W
3/4	Wake Forest**	(N)	57-72	L

*Dial Classic, Tallahassee, FL
 &Florida Citrus Sports Travel Holiday Classic, Orlando, FL
 *ACC Game
 **ACC Tournament, Rock Hill, SC



1995-96 (8-20, 2-14 ACC)

11/27	Florida Atlantic	(A)	69-46	W
12/1	#21 Florida*	(N)	56-74	L
12/2	South Florida*	(H)	56-55	W
12/6	#17/17 Duke*	(A)	30-92	L
12/10	Florida A&M	(A)	90-65	W
12/17	UT-Chattanooga	(H)	58-60	W
12/20	New Orleans	(H)	62-51	W
12/28	Missouri&	(A)	47-61	L
12/29	Temple&	(A)	67-72	L
12/30	Furman*	(A)	60-56	W
1/3	#24 N. Carolina*	(A)	59-67	L
1/7	Clemson*	(H)	74-87	L
1/9	#13/13 NC State*	(H)	71-76	L
1/14	Maryland*	(H)	49-72	L
1/16	#7/7 Virginia*	(A)	58-91	L
1/20	Wake Forest*	(H)	71-88	L
1/22	Georgia Tech*	(A)	65-97	L
1/27	#12/13 Duke*	(H)	47-61	L
1/31	Ga Tech (3OT)*	(H)	90-85	W
2/3	#17/18 Clemson*	(A)	53-70	L
2/9	North Carolina*	(H)	73-64	W
2/11	#15/17 NC State*	(A)	64-78	L
2/16	#10/10 Virginia*	(H)	40-81	L
2/18	Maryland*	(A)	63-75	L
2/22	Wake Forest*	(A)	52-54	L
2/26	#18/19 Florida	(H)	37-76	L
2/29	Georgia Tech**	(N)	64-51	W
3/3	#8/9 Virginia**	(N)	50-83	L

*Dial Classic, Coral Gables, FL
 &UCF Holiday Classic, Orlando, FL
 *ACC Game
 **ACC Tournament, Rock Hill, SC



FLORIDA STATE

YEAR-BY-YEAR RESULTS

1996-97

HEAD COACH CHRIS GOBRECHT



1996-97 (5-22, 0-16 ACC)

11/22	South Florida ^A	(N)	68-59	W
11/23	#20/22 Florida ^A	(N)	48-75	L
11/30	SW Missouri St	(A)	52-66	L
12/3	Florida A&M	(H)	91-59	W
12/7	#11/12 NC State [*]	(H)	52-88	L
12/14	Florida	(A)	59-77	L
12/18	Florida Atlantic	(H)	79-63	W
12/20	Central Florida	(H)	78-53	W
12/22	Stetson	(H)	80-56	W
12/30	Mississippi	(A)	52-75	L
1/3	#16/17 Duke [*]	(A)	46-87	L
1/5	Wake Forest [*]	(A)	68-79	L
1/8	#16/15 N. Carolina [*]	(H)	63-88	L
1/11	#20/16 Clemson [*]	(A)	63-74	L
1/15	Maryland [*]	(H)	58-65	L
1/19	#8/8 Virginia [*]	(H)	57-67	L
1/22	Georgia Tech [*]	(A)	51-75	L
1/26	#17/17 NC State [*]	(A)	36-75	L
1/30	Maryland [*]	(A)	59-79	L
2/2	#22/21 Duke [*]	(H)	70-77	L
2/5	Duquesne	(H)	58-61	L
2/10	Georgia Tech [*]	(H)	60-68	L
2/14	#5/6 N. Carolina [*]	(A)	56-82	L
2/16	#9/8 Virginia [*]	(A)	44-73	L
2/19	#21/22 Clemson [*]	(H)	47-71	L
2/23	Wake Forest [*]	(H)	59-63	L
2/27	Wake Forest ^{**}	(N)	59-70	L

^ADial Classic/Florida Four Challenge, Tampa, FL
^{*}ACC Game
^{**}ACC Tournament, Charlotte, NC

1997-PRESENT

HEAD COACH SUE SEMRAU



1997-98 (9-18, 5-11 ACC)

11/16	Florida A&M	(A)	79-70	W
11/20	#9/8 Florida [#]	(A)	64-73	L
11/21	South Florida [#]	(A)	71-59	W
11/26	Mississippi	(H)	64-54	W
12/3	#25/23 NC State	(A)	60-72	L
12/5	Charleston S ^A	(H)	72-51	W
12/6	Fia International ^A	(H)	63-66	L
12/13	#4/4 Louisiana Tech	(A)	60-86	L
12/16	Clemson [*]	(H)	84-87	L
12/19	Duquesne	(A)	61-92	L
12/21	#22/24 SW Missouri St	(H)	57-68	L
1/2	#9/9 Virginia [*]	(A)	62-75	L
1/4	#5/4 N. Carolina [*]	(A)	77-103	L
1/8	Wake Forest [*]	(H)	64-63	W
1/16	#25/20 Duke [*]	(A)	76-96	L
1/18	Georgia Tech [*]	(A)	88-53	W
1/21	#10/12 Florida	(H)	57-69	L
1/23	Maryland [*]	(H)	53-50	W
1/25	#8/7 NC State [*]	(H)	62-72	L
1/29	#21/22 Clemson [*]	(A)	55-85	L
2/1	#16/13 Virginia (OT) [*]	(H)	76-83	L
2/4	#5/5 N. Carolina [*]	(H)	58-75	L
2/8	Wake Forest [*]	(A)	63-56	W
2/15	#13/14 Duke [*]	(H)	67-79	L
2/19	Georgia Tech [*]	(H)	77-56	W
2/22	Maryland [*]	(A)	49-77	L
2/26	#16/17 Clemson ^{**}	(N)	68-85	L

[#]Dial Classic, Gainesville, FL
^ATallahassee Democrat Seminole Classic, Tallahassee, FL
^{*}ACC Game
^{**}ACC Tournament, Charlotte, NC



1998-99 (7-20, 2-14 ACC)

11/14	Tulsa	(A)	76-67	W
11/19	#3/2 Louisiana Tech	(H)	72-88	L
11/22	Long Beach St ^A	(H)	94-64	W
11/23	Fia International ^A	(H)	62-75	L
12/2	#16/16 Duke [*]	(A)	72-91	L
12/5	#9/8 N Carolina (OT) [*]	(H)	101-112	L
12/14	South Florida	(H)	83-74	W
12/17	Pepperdine	(A)	72-75	L
12/19	Cal St. Fullerton	(A)	84-73	W
12/21	Western Carolina	(H)	83-39	W
12/30	#4/4 Georgia	(A)	72-95	L
1/2	Georgia Tech [*]	(A)	70-92	L
1/4	NC State [*]	(H)	54-65	L
1/7	#12/10 Clemson [*]	(A)	55-77	L
1/14	Wake Forest [*]	(H)	80-57	W
1/17	Maryland [*]	(A)	76-94	L
1/22	#19/21 Virginia [*]	(H)	71-80	L
1/25	#9/13 Duke [*]	(H)	75-92	L
1/28	#14/10 N. Carolina [*]	(A)	76-87	L
1/31	Georgia Tech [*]	(H)	78-86	L
2/4	NC State [*]	(A)	59-84	L
2/7	#17/18 Clemson [*]	(H)	67-71	L
2/11	Florida	(A)	89-106	L
2/15	Wake Forest [*]	(A)	68-80	L
2/18	Maryland [*]	(H)	69-63	W
2/21	#17/17 Virginia [*]	(A)	55-73	L
2/25	#8/9 Duke ^{**}	(N)	57-90	L

^ATallahassee Democrat Seminole Classic, Tallahassee, FL
^{*}ACC Game
^{**}ACC Tournament, Charlotte, NC



1999-00 (12-17, 4-12 ACC)

11/19	Tulsa	(H)	77-70	W
11/22	South Florida	(A)	74-84	L
11/26	UT-Chattanooga ^A	(H)	69-78	L
11/27	Oakland ^A	(H)	99-90	W
11/30	Mercer	(A)	74-62	W
12/7	Florida	(H)	74-82	L
12/19	Loyola	(A)	102-70	W
12/21	Chicago State	(A)	73-49	W
12/29	St. John's ^S	(N)	64-56	W
12/30	Florida Int'l ^S	(A)	76-55	W
1/3	Wake Forest [*]	(A)	59-64	L
1/6	#3/3 NC State [*]	(H)	58-62	L
1/9	Virginia [*]	(H)	73-76	L
1/12	Maryland [*]	(H)	67-68	L
1/16	Georgia Tech [*]	(H)	93-64	W
1/20	North Carolina [*]	(A)	67-77	L
1/24	#9/9 Duke [*]	(H)	54-59	L
1/27	Clemson [*]	(H)	61-73	L
1/30	#11/11 Auburn	(H)	52-55	L
2/3	Wake Forest [*]	(H)	76-47	W
2/6	#11/8 NC State [*]	(A)	62-72	L
2/10	#22/21 Virginia [*]	(A)	59-74	L
2/13	Maryland [*]	(H)	66-52	W
2/17	Georgia Tech [*]	(A)	77-74	W
2/22	#23 N. Carolina [*]	(H)	74-78	L
2/24	#9/8 Duke [*]	(A)	52-87	L
2/27	Clemson [*]	(A)	58-75	L
3/4	Maryland ^{**}	(N)	65-60	W
3/5	#12/10 Duke ^{**}	(N)	65-92	L

^SSun & Fun Classic, Miami, FL
^ATallahassee Democrat Seminole Classic, Tallahassee, FL
^{*}ACC Game
^{**}ACC Tournament, Greensboro, NC



2000-01 (19-12, 9-7 ACC)

11/19	UNC-Asheville	(H)	89-64	W
11/21	Florida	(A)	65-79	L
11/25	Chicago State ^A	(H)	85-45	W
11/26	Virginia Tech ^A	(H)	77-57	W
11/28	UCF	(A)	68-37	W
12/2	UT-Chattanooga	(A)	67-72	L
12/10	Mercer	(H)	69-43	W
12/17	St. Francis (NY)	(A)	73-65	W
12/19	Fordham	(A)	73-52	W
12/28	Coppin State	(H)	86-49	W
12/30	#12/12 NC State [*]	(H)	74-70	W
1/5	Georgia Tech [*]	(A)	66-65	W
1/8	#5/5 Duke [*]	(H)	60-73	L
1/10	Maryland [*]	(H)	69-38	W
1/14	Wake Forest [*]	(A)	69-79	L
1/18	North Carolina [*]	(H)	62-75	L
1/21	#20/20 Clemson [*]	(A)	66-79	L
1/24	#24 Virginia [*]	(H)	60-58	W
1/29	#24 NC State [*]	(A)	66-85	L
2/1	#15/16 Xavier [*]	(A)	72-75	L
2/5	Georgia Tech [*]	(H)	89-69	W
2/8	#4/4 Duke [*]	(A)	71-69	W
2/11	Maryland [*]	(A)	77-65	W
2/15	Wake Forest [*]	(H)	73-61	W
2/18	UNC (OT) [*]	(A)	80-78	W
2/22	#22Clemson [*]	(H)	49-63	L
2/25	Virginia [*]	(A)	65-77	L
3/3	Virginia ^{**}	(N)	83-77	W
3/4	#4/4 Duke ^{**}	(N)	56-72	L
3/16	Tulane [%]	(N)	72-70	W
3/18	#8/8 Iowa State [%]	(A)	70-85	L

^ATallahassee Democrat Seminole Classic, Tallahassee, FL
^{*}ACC Game
^{**}ACC Tournament, Greensboro, NC
[%]NCAA Tournament, Ames, Iowa



2001-02 (13-15, 4-12 ACC)

11/18	Saint Mary's	(N)	78-57	W
11/20	Dayton	(N)	63-60	W
11/24	E Tenn State ^A	(H)	99-66	W
11/25	Saint Joseph's ^A	(H)	72-45	W
11/29	#19/18 Florida (OT)	(H)	74-78	L
12/2	Austin Peay	(H)	89-65	W
12/5	Georgia Tech [*]	(A)	87-78	W
12/7	Jacksonville	(H)	97-51	W
12/9	UCF	(H)	78-42	W
12/16	#25 Auburn	(A)	59-71	L
12/19	Indiana	(A)	62-61	W
12/21	IUPUI	(A)	78-68	W
12/30	Clemson [*]	(A)	70-74	L
1/2	#19/18 N. Carolina [*]	(H)	81-93	L
1/6	Maryland [*]	(A)	50-62	L
1/10	Wake Forest [*]	(A)	73-77	L
1/17	NC State [*]	(H)	80-74	W
1/20	Georgia Tech [*]	(H)	56-73	L
1/23	Virginia [*]	(A)	62-66	L
1/27	#4/6 Duke [*]	(H)	80-102	L
1/31	Clemson [*]	(H)	43-56	L
2/4	#24/23 N. Carolina [*]	(A)	63-93	L
2/7	Maryland [*]	(H)	60-55	W
2/9	Wake Forest [*]	(H)	63-56	W
2/14	NC State [*]	(A)	60-64	L
2/21	#5/5 Duke [*]	(A)	55-88	L
2/24	Virginia [*]	(H)	54-57	L
3/1	#4/4 Duke ^{**}	(N)	66-82	L

^ASeminole Classic
^{*}ACC Game
^{**}ACC Tournament, Greensboro, NC



2002-03 (17-13, 8-8 ACC)

11/22	Alabama State ^A	(H)	89-61	W
11/23	Georgia State ^A	(H)	73-60	W
11/26	Florida	(A)	69-80	L
11/29	Wright State	(H)	84-69	W
12/3	Indiana	(H)	58-47	W
12/7	South Florida	(A)	82-78	W
12/15	Akron	(A)	75-46	W
12/18	Jacksonville	(A)	71-51	W
12/21	Northern Arizona	(A)	69-79	L
12/30	#3/2 Connecticut	(H)	55-74	L
1/2	Wake Forest [*]	(A)	63-61	W
1/5	UCF	(H)	77-47	W
1/8	NC State [*]	(H)	64-55	W
1/12	#10/9 N. Carolina [*]	(H)	53-74	L
1/16	Maryland [*]	(A)	76-61	W
1/20	Georgia Tech [*]	(H)	66-47	W
1/23	Virginia [*]	(H)	55-46	W
1/26	#1/1 Duke [*]	(A)	63-81	L
1/30	Clemson [*]	(A)	59-57	W
2/2	W. Forest (OT) [*]	(H)	62-60	W
2/9	NC State [*]	(A)	52-57	L
2/13	#8/7 N. Carolina [*]	(A)	56-72	L
2/16	Maryland [*]	(H)	61-66	L
2/19	Georgia Tech [*]	(A)	56-86	L
2/23	Virginia [*]	(A)	54-63	L
2/27	#2/2 Duke [*]	(H)	49-70	L
3/2	Clemson [*]	(H)	68-59	W
3/8	Georgia Tech ^{**}	(N)	59-64	L
3/20	Florida Int'l ^{***}	(H)	77-51	W
3/23	Auburn ^{***}	(A)	57-68	L

^ASeminole Classic
^{*}ACC Game
^{**}ACC Tournament, Greensboro, NC
^{***}WNIT



2003-04 (15-15, 7-9 ACC)

11/23	Savannah State	(H)	107-28	W
11/25	#1/1 Connecticut	(A)	53-81	L
11/29	UW-Milwaukee ^A	(H)	72-70	W
11/30	Harvard ^A	(H)	96-82	W
12/02	UCF	(A)	72-59	W
12/06	Florida	(H)	60-74	L
12/14	South Florida	(H)	65-58	W
12/20	#22/19 TCU [#]	(N)	68-81	L
12/21	Fairleigh Dickinson [#]	(N)	88-77	W
12/27	#17/18 LSU [#]	(N)	68-75	L
12/29	Troy State	(H)	80-42	W
1/2	Georgia Tech [*]	(A)	59-66	L
1/5	#1/2 Duke [*]	(A)	66-79	L
1/8	Clemson [*]	(A)	68-61	W
1/12	Maryland [*]	(H)	82-77	W
1/15	Wake Forest [*]	(A)	81-73	W
1/19	NC State [*]	(H)	64-79	L
1/23	Virginia (OT) [*]	(H)	80-82	L
1/25	Georgia Tech [*]	(H)	62-73	L
2/1	#10/10 N. Carolina [*]	(A)	60-66	L
2/4	#2/2 Duke [*]	(H)	80-74	W
2/8	Clemson [*]	(H)	65-50	L
2/12	Maryland [*]	(A)	67-76	L
2/16	Wake Forest [*]	(H)	67-54	W
2/19	NC State [*]	(A)	55-65	L
2/22	Virginia [*]	(A)	73-71	W
2/26	#11/11 N. Carolina [*]	(H)	58-71	L
3/6	Maryland ^{**}	(N)	47-62	L
3/17	South Alabama ^{***}	(A)	67-61	W
3/21	Richmond ^{***}	(A)	77-84	L

[#]Malibu Beach Classic, Malibu, CA
^{\$}Russell Athletic Shootout, Atlanta, GA

FLORIDA STATE

YEAR-BY-YEAR RESULTS

**ACC Tournament, Greensboro, NC
***WNIT



2004-05 (24-8, 9-5 ACC)

11/19	Xavier	(H)	56-48	W
11/22	Florida	(A)	72-62	W
11/26	Eastern Kentucky^	(H)	70-53	W
11/27	Miami (OH)^	(H)	82-56	W
12/2	Florida A&M	(H)	85-66	W
12/12	New Orleans	(A)	62-44	W
12/15	Florida Atlantic	(H)	65-40	W
12/18	UT-Arlington	(H)	72-70	W
12/20	Fordham#	(N)	65-51	W
12/21	Towson#	(N)	67-56	W
12/22	UNC-Charlotte#	(N)	83-72	W
12/28	Louisville\$	(N)	69-54	W
12/29	Montana\$	(A)	49-60	L
12/31	Colgate	(H)	64-43	W
1/6	Georgia Tech*	(H)	58-59	L
1/9	Miami*	(H)	65-56	W
1/13	Clemson*	(A)	68-57	W
1/16	#15/17 Maryland (OT)*	(H)	95-91	W
1/20	#9/6 N Carolina (OT)*	(H)	79-73	W
1/24	#23/ Va Tech (2OT)*	(A)	81-78	W
1/27	Miami*	(A)	57-62	L
1/31	Virginia*	(H)	62-77	L
2/3	Lipscomb	(A)	73-49	W
2/6	#3/4 Duke*	(A)	64-75	L
2/9	Clemson*	(H)	82-61	W
2/13	Wake Forest*	(A)	71-69	W
2/17	#24/24 NC State*	(A)	43-71	L
2/19	Va Tech (3OT)*	(H)	94-83	W
2/27	Georgia Tech*	(A)	51-49	W
3/5	Virginia** (OT)	(N)	67-71	L
3/20	Richmond%	(N)	87-54	W
3/22	#10/9 Connecticut%	(A)	52-70	L

^Seminole Classic
#San Juan Shootout, San Juan, PR
\$Montana Invitational, Missoula, MT
*ACC Game
**ACC Tournament, Greensboro, NC
%NCAA Tournament, Storrs, CT



2005-06 (20-10, 10-4 ACC)

11/18	Georgia Southern	(H)	82-57	W
11/20	Washington	(H)	69-71	L
11/23	Florida	(H)	82-76	W
11/26	W. Carolina^	(H)	75-67	W
11/27	Montana^	(H)	69-56	W
12/2	Mississippi State	(H)	75-59	W
12/4	UCF	(H)	81-49	W
12/6	Tulsa	(A)	71-80	L
12/17	Florida Atlantic	(A)	76-63	W
12/21	Xavier	(A)	68-75	L
12/28	Fordham	(A)	73-50	W
12/30	Lipscomb	(H)	92-42	W
1/2	Florida	(A)	62-72	L
1/5	#2/2 Duke*	(A)	68-87	L
1/8	Virginia*	(H)	60-46	W
1/16	#6/6 Maryland*	(A)	57-75	L
1/19	Clemson*	(H)	80-66	W
1/22	#4/3 N. Carolina*	(A)	51-68	L
1/29	Virginia*	(A)	67-58	W
2/2	Georgia Tech*	(A)	59-54	W
2/5	#24/ NC State*	(H)	75-61	W
2/9	Miami*	(A)	79-54	W
2/13	Virginia Tech*	(H)	69-76	L
2/17	Miami*	(H)	68-61	W
2/19	Clemson (OT)*	(A)	80-72	W
2/23	Wake Forest*	(H)	70-57	W
2/26	#17/19 Boston College*	(H)	71-60	W
3/3	NC State**	(N)	60-64	L

3/18 #18/16 La Tech% (N) 80-71 W
3/20 #14/14 Stanford% (N) 70-88 L
*Seminole Classic
**ACC Game
**ACC Tournament, Greensboro, NC
%NCAA Tournament, Denver, CO



2006-07 (24-10, 10-4 ACC)

11/12	UAB	(H)	93-77	W
11/14	Fordham	(A)	84-34	W
11/17	S. Missouri	(A)	64-50	W
11/19	Oakland	(H)	74-69	W
11/24	Florida	(H)	88-66	W
11/27	Tulsa	(H)	60-43	W
11/30	Mississippi State	(A)	60-65	L
12/2	Fairfield	(N)	69-54	W
12/3	East Carolina	(A)	62-44	W
12/6	Stetson	(H)	70-44	W
12/9	UCF	(A)	75-66	W
12/17	Washington	(A)	65-84	L
12/20	San Francisco	(A)	64-67	L
1/2	High Point	(H)	67-39	W
1/4	Boston College*	(A)	72-53	W
1/7	Miami*	(H)	71-62	W
1/15	Virginia Tech*	(A)	70-60	W
1/18	Clemson*	(A)	61-60	W
1/21	#16/16 Georgia	(N)	65-70	L
1/25	#1/1 Duke*	(H)	60-73	L
1/28	Virginia*	(H)	63-47	W
2/1	Miami*	(A)	75-68	W
2/5	NC State*	(A)	51-68	L
2/9	Georgia Tech*	(H)	63-52	W
2/12	#2/2 N. Carolina*	(H)	59-80	L
2/15	#6/6 Maryland*	(H)	60-74	L
2/18	Virginia*	(A)	79-77	W
2/22	Clemson*	(H)	73-61	W
2/25	Wake Forest*	(A)	74-57	W
3/1	Wake Forest**	(N)	70-53	W
3/2	#24/25 NC State**	(N)	49-76	L
3/17	Old Dominion%	(N)	85-75	W
3/19	#5/5 Stanford%	(A)	68-61	W
3/24	#12/11 LSU \$	(N)	43-55	L

*ACC Games
**ACC Tournament (Greensboro, N.C.)
%NCAA Tournament (Palo Alto, Calif.)
\$ NCAA Sweet 16 (Fresno, Calif.)



2007-08 (19-14, 7-7 ACC)

11/9	at Florida Gulf Coast	(A)	93-53	W
11/11	North Florida	(H)	75-48	W
11/16	#24/ DePaul#	(A)	68-79	L
11/17	Florida International#	(N)	70-50	W
11/20	Fordham	(H)	77-42	W
11/23	Florida	(A)	81-78	W
11/30	Indiana &	(A)	85-78	W
12/2	Oakland	(A)	75-85	L
12/6	#12/11 Texas A&M	(A)	67-81	L
12/16	Alabama State	(H)	94-42	W
12/20	UAB	(A)	66-52	W
12/27	Samford	(H)	52-51	W
12/29	#7/7 Georgia (OT)!	(N)	62-71	L
12/30	Hofstra!	(N)	72-54	W
1/3	#11/11 LSU	(H)	61-73	L
1/6	Virginia Tech*	(H)	67-63	W
1/11	#12/13 Duke*	(A)	38-70	L
1/17	Wake Forest*	(H)	80-54	W
1/20	Clemson*	(A)	63-39	W
1/24	Miami (OT)*	(A)	75-70	W
1/26	Virginia (OT)*	(H)	66-69	L
2/03	Georgia Tech*	(A)	73-83	L
2/7	NC State*	(H)	57-54	W
2/10	Virginia*	(A)	58-77	L

2/17 #3/3 N. Carolina* (A) 77-97 L
2/21 Boston College* (H) 71-65 W
2/24 #4/4 Maryland (OT)* (A) 84-92 L
2/28 MIAMI* (H) 50-49 W
3/1 CLEMSON* (H) 70-72 L
3/6 Wake Forest** (N) 57-52 W
3/7 #12/12 Duke** (N) 67-81 L
3/22 #25/25 Ohio State% (N) 60-49 W
3/24 #13/13 Okla St (OT)% (N) 72-73 L
DePaul Invitational (Chicago, Ill.)
! FIU Fun & Sun Classic (Miami, Fla.)
*ACC Games
**ACC Tournament (Greensboro, N.C.)
%NCAA Tournament (Des Moines, Iowa)



2008-09 (26-8, 12-2 ACC)

11/16	Florida Gulf Coast	(H)	81-62	W
11/18	North Florida	(A)	60-49	W
11/20	College of Charleston	(H)	70-57	W
11/23	Florida	(H)	57-72	L
11/25	Southwest Missouri	(H)	62-31	W
11/28	Murray State#	(N)	85-50	W
11/29	Valparaiso#	(N)	74-80	L
12/3	Penn State	(H)	73-60	W
12/7	Temple	(A)	86-67	W
12/14	Mercer	(H)	74-54	W
12/18	Northern Colorado&	(N)	75-32	W
12/19	Washington&	(N)	60-62	L
12/21	#1/1 Connecticut&	(N)	71-83	L
12/28	LSU	(A)	61-57	W
12/31	UCF	(H)	82-70	W
1/5	#3/3 Texas A&M	(H)	60-53	W
1/8	Virginia Tech*	(A)	67-63	W
1/11	Clemson*	(H)	80-54	W
1/15	NC State*	(A)	64-59	W
1/18	#25 Georgia Tech*	(H)	59-49	W
1/23	#16/14 Virginia*	(A)	80-75	W
1/29	#3/7 Duke (OT)*	(H)	82-75	W
2/2	#13/9 Maryland*	(H)	72-71	L
2/5	Boston College*	(A)	64-53	W
2/8	Miami*	(A)	75-59	W
2/13	#8/7 N. Carolina*	(H)	77-70	W
2/19	Clemson*	(A)	75-58	W
2/22	Miami*	(H)	59-58	W
2/24	#22/19 Virginia*	(H)	63-68	L
3/1	Wake Forest*	(A)	58-47	W
3/6	Boston College**	(N)	83-71	W
3/7	#8/10 Duke**	(N)	57-75	L
3/21	North Carolina A&T%	(N)	83-71	W
3/23	#19/ Arizona State%	(N)	58-63	L

#Colorado State Rocky Mountain Invitational, Fort Collins, Colo.
&Caribbean Classic, Cancun, Mexico
*ACC Games
**ACC Tournament, Greensboro, NC
%NCAA Tournament, Duluth, GA



2009-10 (29-6, 12-2 ACC)

11/13	North Florida	(H)	79-50	W
11/17	Florida	(A)	66-62	W
11/20	Stetson	(H)	101-35	W
11/22	Georgia State	(A)	66-53	W
11/27	Auburn	(H)	82-67	W
11/29	Missouri	(H)	73-66	W
12/3	Indiana	(A)	78-50	W
12/6	Alcorn State	(H)	78-50	W
12/16	UTSA#	(N)	65-60	W
12/19	DePaul#	(N)	60-75	L
12/21	Hawaii#	(N)	83-39	W
12/28	#1/1 Connecticut	(H)	59-78	L
12/30	Western Carolina	(H)	80-47	W

1/3 Temple (H) 77-64 W
1/7 #19/#19 Virginia* (H) 68-50 W
1/10 Miami* (A) 70-78 L
1/14 Clemson* (A) 80-50 W
1/17 NC State* (H) 74-71 W
1/21 Harvard (H) 96-52 W
1/24 Boston College* (H) 85-64 W
1/29 #7/#7 Duke* (A) 43-73 L
2/1 #13/#15 North Carolina* (A) 83-73 W
2/7 Wake Forest* (H) 83-38 W
2/11 Clemson* (H) 67-50 W
2/15 Georgia Tech* (A) 69-59 W
2/18 Virginia Tech* (H) 78-68 W
2/22 #18/#18 Virginia* (A) 59-58 W
2/25 Miami* (H) 87-62 W
2/28 Maryland* (A) 94-61 W
3/5 Boston College** (N) 60-67 L
3/20 Louisiana Tech! (N) 75-61 W
3/22 St. John's (OT)! (N) 66-65 W
3/28 Mississippi State! (N) 74-71 W
3/30 #1/#1 Connecticut% (N) 50-90 L

#Duel in the Desert (Las Vegas, Nev.)
*ACC Games
**ACC Tournament (Greensboro, N.C.)
!NCAA Tournament 1st and 2nd Rounds (Tallahassee, Fla.)
%NCAA Tournament (Dayton, Ohio)





MEDIA INFO

FLORIDA STATE MEDIA OUTLETS

PRINT MEDIA

Associated Press (Local)	(850) 224-1211
Daytona Beach News-Journal	(386) 681-2549
Florida Times-Union	(800) 255-4679
Ft. Lauderdale Sun-Sentinel	(954) 356-4645
Ft. Myers News-Press	(239) 335-0557
FSView	(850) 561-6653
Gainesville Sun	(352) 374-5055
Lakeland Ledger	(863) 802-7569
Miami Herald	(305) 376-2387
Northwest Florida Daily News	(850) 863-1111
Ocala Star-Banner	(352) 867-4146
Orlando Sentinel (Local)	(850) 222-5566
Orlando Sentinel	(407) 420-5474
The Osceola	(850) 222-7733
Palatka Daily News	(386) 312-5239
Palm Beach Post	(561) 820-4440
Panama City News-Herald	(850) 747-5065
Pensacola News-Journal	(850) 435-8552
Sarasota Herald-Tribune	(941) 953-7755
St. Petersburg Times	(813) 226-3347
Tallahassee Democrat	(850) 599-2167
Tampa Tribune	(813) 259-7655

ELECTRONIC MEDIA

Capitol News Service	(850) 224-5546
Florida News Network	(407) 916-7810
FSU Headlines/TV & Radio	(850) 644-1360
Seminole ISP SPORTS Network	(850) 645-7850
Sun Sports/FSN Florida	(407) 245-2511
The Florida Channel	(850) 488-1281
WCTV-TV (CBS)	(850) 906-0477
WEAR-TV (ABC)	(850) 455-4599
WESH-TV (NBC)	(407) 539-7895
WFLA-Radio	(850) 422-3107
WFTV-TV (ABC)	(407) 822-8304
WFSU-Radio	(850) 487-3086
WFSU-TV & 4FSU	(850) 487-3170
WJHG-TV (NBC)	(850) 234-7777
WJXT-TV (CBS)	(904) 393-9840
WMBB-TV (ABC)	(850) 763-6000
WNLS-Radio	(850) 422-3107
WTLV-TV (NBC)	(904) 633-8806
WTNT-Radio	(850) 422-3107
WTXL-TV (ABC)	(850) 893-1313

2010-11 FSU WOMEN'S BASKETBALL TV SCHEDULE

Dec. 12	Jacksonville State (Fox Sports Florida)	2 p.m.
Dec. 21	at Connecticut (ESPNU)	7 p.m.
Jan. 9	Virginia (Fox Sports Florida)	3 p.m.
Jan. 14	Duke (Raycom)	6:30 p.m.
Jan. 20	at Clemson (Comcast Sports South)	7 p.m.
Jan. 24	Miami (Raycom)	7 p.m.
Jan. 30	at NC State (Raycom)	1 p.m.
Feb. 2	North Carolina (Sun Sports)	7 p.m.
Feb. 7	at Virginia (Raycom)	7 p.m.
Feb. 11	Georgia Tech (Raycom)	6:30 p.m.
Feb. 20	Maryland (ESPN2)	3 p.m.
Feb. 24	at Miami (Comcast Sports South)	7 p.m.



FLORIDA STATE

SEMINOLES ON THE AIR

SUN SPORTS NETWORK

Since 1988, Sun Sports Network, previously known as Sunshine Sports, has been the exclusive regional sports network home of FSU athletics in Florida. Available in over 6.4 million homes statewide via cable and satellite, Sun Sports Network provides more coverage of FSU athletics than any other Florida television outlet. FSU was the first local sports team to sign an agreement with Sun Sports prior to the network's 1988 launch and is one of its cornerstone properties.



Sun Sports Network's extensive coverage of FSU sports is available to fans not just in Florida, but across the U.S., enabling alumni from coast-to-coast to follow their team year-round. In addition to distribution on cable and satellite in Florida, Sun Sports Network is also available nationwide on satellite, from DirecTV and DISH Network. Much of Sun Sports' FSU programming is also available to digital cable subscribers nationwide via Fox Sports Digital Nets, a programming service offered to cable systems throughout the U.S.



Each year, Sun Sports Network airs and produces numerous FSU games/programs, including its own production of every FSU regular season football game,

which replay statewide on Sun Sports on Sunday evenings during "Prime Time 'Noles," and again on Monday afternoon. "The Bobby Bowden Show" can be seen statewide Sunday afternoons. Weekly highlights of FSU athletics air Saturdays with "Seminole Sports Magazine" and "Seminole Uprising," all on Sun Sports Network. In addition, the 'Noles are discussed on Sun Sports' popular "SportsTalk Live" show featuring media panelists from around the state each Monday night.

Sun Sports is also the home of "the Sue Semrau Show" which airs four times through the basketball season as well as Seminole Sports Magazine. The network also airs "ACC All Access," Mondays at 6:30 p.m. and numerous other games/events for the ACC, giving FSU fans coverage of not only their home team, but FSU's conference opponents as well.

SEMINOLES ALL-ACCESS

Seminole fans continue to have a new way to see the FSU sports they love thanks to a new broadband network on Seminoles.com. The Seminoles.com network will stream Seminole sports like baseball, women's soccer, women's basketball, men's and women's tennis, volleyball, track and softball that are not available through traditional broadcast and cable television distribution.

Never before have such a large number of events been streamed in their entirety, giving fans the opportunity to see home and away games live or on-demand whenever and wherever they want. Seminoles.com will feature over 10 Seminoles women's basketball games this season. Seminoles.com is your home for exclusive coverage of FSU events you can't see anywhere else. Fans can watch events live or on-demand on a per-event basis (\$7.95 per event) while monthly subscriptions cost \$9.95 and annual passes are just \$79.95.

SEMINOLE PRODUCTIONS

Anyone who has visited the second floor broadcast facilities in the Moore Athletic Center has seen them, the two very large yet overcrowded trophy cases in the Seminole Productions area. Well the cases just became a little more crowded. Seminole Productions received notification from the national Aurora Awards competition that they will be adding four new pieces of hardware to their bustling collection.

Seminole Productions staff members were recognized for their work with FSU athletics and the Florida Real Estate Brokers Association. Of the four Aurora Awards received, two were Platinum Best of Show Awards recognizing the top productions in their category, while two others were Gold Awards recognizing production excellence.

The Platinum Best of Show awards went to Brant Wells for his Pow Wow Basketball Music Video and Jim Garbarino for the 2007 Bobby Bowden Show open. The Gold Awards went to Jerry Tootle for his Radon Awareness Training Video for the Florida Real Estate Brokers Association and to DD Garbarino, Brant Wells and Jim Garbarino for their work on the Football Team Entrance Video that played as the football team took to the field during the 2007 season. Previous Aurora Award winners include Disney I.D.E.A.S, The History Channel, A&E Network and Fox Sports Net. The Aurora statue itself was commissioned specifically for the competition by a nationally renowned sculptor. The statues are cast in the same foundry that creates the Emmy, Oscar and Clio statues.

In 2006 and again in 2007, in competition against universities across North America, Seminole Productions took home the Golden Matrix Award (GMA) 2 years in a row for having the Best Overall Video Display for Universities. The Golden Matrix Award means that the content appearing on the Seminole Vision screens at all FSU home football, baseball and basketball games was judged to be the best in the nation for Universities. The Golden Matrix Awards are voted on by In-Game Entertainment and Video Display professionals across North America and includes league members from the NFL, MLB, NHL, NBA, and Universities as well as representatives from Stadiums and Arenas. Finalists for the GMA award for universities included The University of Nebraska, Ohio State University, University of Illinois, Texas A&M, Purdue and Baylor.

Established in 1987, Seminole Productions handles virtually every video production need for Florida State Athletics and teaches advanced courses in video production and performance to FSU Communication students. Seminole Productions produces the Bobby Bowden TV Show, the Seminole Basketball Report with Leonard Hamilton and the Mike Martin Show, as well as Seminole Sports Magazine and contracted shows for Sun Sports/Fox Sports Net. Seminole Productions also produces all of the production elements for Seminole Vision, the in-game entertainment productions for all of FSU football, basketball, and baseball home contests.

With an experienced, award-winning staff and creative and talented students, Seminole Productions is looked at as a leader in sports production, graphics and corporate video.

Seminole Productions also provides visual communications support for Government and other agencies throughout the state of Florida. Contact Mark Rodin at marodin@fsu.edu for more information.

FLORIDA STATE SEMINOLES ON THE RADIO

2009-10 FSU WOMEN'S BASKETBALL RADIO SCHEDULE

Date	Opponent	Time	Station
Nov. 12	Alabama State	3 p.m.	1270
Nov. 15	Auburn	7 p.m.	100.7
Nov. 18	Colorado State	7 p.m.	100.7
Nov. 21	Vanderbilt	2 p.m.	100.7
Nov. 26	Alabama	8 p.m.	1270
Nov. 27	Arizona State or Providence	TBA	100.7
Dec. 1	Michigan State	7 p.m.	1270
Dec. 4	Western Carolina	2 p.m.	1270
Dec. 12	Jacksonville State	2 p.m.	100.7
Dec. 15	UCF	6 p.m.	1270
Dec. 18	Yale	7 p.m.	1270
Dec. 21	Connecticut	7 p.m.	100.7
Dec. 28	Florida	7 p.m.	1270
Dec. 30	Stetson	7 p.m.	1270
Jan. 2	Missouri	3 p.m.	100.7
Jan. 6	Virginia Tech	7 p.m.	1270
Jan. 9	Virginia	3 p.m.	100.7
Jan. 14	Duke	6:30 p.m.	1270
Jan. 20	Clemson	7 p.m.	1270
Jan. 24	Miami	7 p.m.	1270
Jan. 27	Boston College	7 p.m.	1270
Jan. 30	NC State	1 p.m.	1270
Feb. 2	North Carolina	7 p.m.	1270
Feb. 7	Virginia	7 p.m.	1270
Feb. 11	Georgia Tech	6:30 p.m.	1270
Feb. 17	Wake Forest	7 p.m.	1270
Feb. 20	Maryland	3 p.m.	1270
Feb. 24	Miami	7 p.m.	1270
Feb. 27	Clemson	2 p.m.	1270



Florida State fans can follow the Seminoles whether on the road or at home as WNLS-AM (1270) and WFLA-FM (100.7) of Tallahassee will carry every FSU women's basketball game this season.

Every game will also be broadcast over the Internet by accessing www.seminoles.com, the official athletics website of Florida State University.



Ryan Pency



Melissa Bruner

In 2003, Ryan Pency became a full-time member of the Florida State athletics staff as an Information Technology Manager. In 2005, Pency was promoted to Director of Digital Media. Some of his duties at FSU include oversight of Seminoles.com and Seminoles.com All-Access, managing online partner relationships, creating new online revenue opportunities, coordination of ACC Select and editor of the Seminole Dispatch, FSU athletics weekly online newsletter.

Pency called his sixth consecutive NCAA Women's Basketball tournament this past season as the Seminoles advanced to the Elite Eight for the first time ever. Pency is also the co-host of the "Sue Semrau TV Show," and enters his seventh season as the coordinating producer for the Seminole ISP Sports Network football broadcasts.

In 2006, Pency was instrumental in the launch of ACC Select at Florida State. In the first year, ACC Select aired 55 video streamed events at Florida State. Pency will continue as the Executive Producer of all ACC Select events in 2008.

In 2007, Pency launched the Seminoles.com podcast channel and during this time the podcast service has had outstanding success drawing national attention for content and creativity.

Joining Pency for the fourth consecutive season in the role of color analyst will be FSU Women's Basketball Director of Basketball Operations Melissa Bruner.

SEMINOLES.COM

Florida State University's official athletics website can be accessed by visiting www.seminoles.com. Women's basketball fans will be able to find pre-game notes, game stories and box scores, updated statistics, features and much, much more

THEACC.COM

The Atlantic Coast Conference official website can be accessed by visiting www.TheACC.com. In addition to links of all 12 ACC school athletic websites, TheACC.com will have an updated basketball release, including stats, following each day of competition. The ACC Player and Rookie of the Week will be posted on Monday afternoons.



FLORIDA STATE

SPORTS INFORMATION

PRESS CREDENTIALS

Requests for working press credentials should be directed to the sports information office. Media representatives should contact Assistant SID Brandon Mellor at least 48 hours in advance by calling (850) 645-7683 or by e-mailing him at bmellor@fsu.edu. At home games, media will be seated in front of the east stands at the Tucker Center.

PHOTOGRAPHERS

Photographers are to contact the SID office as well. Working area for all photographers will include the floor area at both ends of the court. Television camera persons should abide by the same guidelines as still photographers.

RADIO

A complimentary radio line is available for visiting teams.

GAME OPERATIONS

Pre-game notes, rosters and a running play-by-play will be provided along with halftime and final statistics. A fax machine is also available upon request. Live stats are available on www.seminoles.com for all home games.

POSTGAME INTERVIEWS

Coach Semrau and requested players will be available after a 10-minute cooling-off period. No interviews will be given on the floor immediately following the game. The visiting coach and players will be brought in on a request basis only.

PLAYER & COACHES INTERVIEWS

All players and coaches interviews must be arranged through the SID office (850) 644-4836. Players and coaches will be available to give interviews before and after, but not during practice times.



SPORTS INFORMATION & DIGITAL MEDIA STAFF DIRECTORY



Brandon Mellor
Assistant SID
Women's Basketball &
Track and Field
O 850-645-7683
C 850-694-3317
bmellor@fsu.edu



Chuck Walsh
Associate SID
Men's Basketball & Golf
850-644-1077
cwalsh@fsu.edu



Bob Thomas
Associate SID
Football
850-644-0615
bthomas2@fsu.edu



Steve Stone
Assistant SID
Volleyball & Softball
850-644-4836
ssstone@fsu.edu



Zach Mendelson
Graduate Assistant
Women's Tennis
850-644-5653
zachmendelson@gmail.com



Maryjane Gardner
Program Associate
Men's Tennis
850-644-2016
Mg03f@fsu.edu



Ryan Pensity
Director of
Digital Media
850-645-1273
rpensity@fsu.edu



Scott Kotick
Assistant Director of
Digital Media
850-645-2432
skotick@fsu.edu



Layne Herdt
Seminoles.com
Video Producer
Swimming and
Diving
layne.herdt@gmail.com

SPORTS INFORMATION

Contact us at:

(850) 644-1403; Fax: (850) 644-3820

Address Inquiries to:

Florida State Sports Information
403 Stadium Drive West, Room D107
Tallahassee, FL 32316

CREDITS

Edited and designed by Brandon Mellor with additional research by Tiffany White and Max Ramos-Perez. Covers designed by Old Hat Creative and Jay Hendrix. Photography: Ryals Lee, Jr., FSU Photo Lab: Michele Edmunds and Bill Lax; NBA Photos, Ross Obley, Mike Olivella, Steve Musco, Larry Novey and USA Basketball.

FLORIDA STATE

TV/RADIO CHART



00
CHASITY
CLAYTON

6-0, F, R-So., Alexandria, Va.



3
ALEXA
DELUZIO

5-11, G, R-So., Windermere, Fla.



5
CHRISTIAN
HUNNICUTT

5-10, G, Sr., Jonesboro, Ga.



10
LEONOR
RODRIGUEZ

5-11, G, So., Canary Islands, Spain



12
COURTNEY
WARD

5-7, G, Sr., Montgomery, Ala.



14
TAY'LER
MINGO

5-7, G, Fr., South Euclid, Ohio



22
OLIVIA
BRESNAHAN

5-11, G, Fr., Fenelton, Pa.



32
LAUREN
COLEMAN

6-0, F, Fr., Lawrenceville, Ga.



33
NATASHA
HOWARD

6-3, F, Fr., Toledo, Ohio



34
CHELSEA
DAVIS

6-2, F, So., Townsend, Del.



54
CIERRA
BRAVARD

6-4, F, Jr., Sandusky, Ohio



SUE
SEMRAU

Head Coach
14th Year



CORI
CLOSE

Associate Head Coach
7th Year



ANGIE
JOHNSON

Assistant Coach
14th Year



LANCE
WHITE

Assistant Coach
8th Year



MELISSA
BRUNER

Director of Basketball Operations
5th Year

FEEL THE FIRE

10/24	Alabama-Huntsville (exhibition)	3:00 p.m.
11/12	Alabama State	6:00 p.m.
11/15	at Auburn	7:00 p.m.
11/18	Colorado State	7:00 p.m.
11/21	Vanderbilt	2:00 p.m.

JUNKANOO JAM (Freeport, Bahamas)

11/26	Alabama	8:00 p.m.
11/27	Arizona State or Providence	TBD

ACC/BIG TEN CHALLENGE (Tallahassee, Fla.)

12/01	Michigan State	7:00 p.m.
12/04	at Western Carolina	2:00 p.m.
12/12	Jacksonville State (TV - FSFL)	2:00 p.m.
12/15	UCF	6:00 p.m.
12/18	at Yale	7:00 p.m.
12/21	at Connecticut (TV - ESPNU)	7:00 p.m.
12/28	Florida	7:00 p.m.
12/30	Stetson	7:00 p.m.
01/02	at Missouri	3:00 p.m.
01/06	at Virginia Tech (ACC)	7:00 p.m.
01/09	Virginia (ACC) (TV - FSFL)	3:00 p.m.
01/14	Duke (ACC) (TV - RSN)	6:30 p.m.
01/20	at Clemson (ACC) (TV - CSS)	7:00 p.m.
01/24	Miami (ACC) (TV - RSN)	7:00 p.m.
01/27	at Boston College (ACC)	7:00 p.m.
01/30	at NC State (ACC) (TV - RSN)	1:00 p.m.
02/02	North Carolina (ACC) (TV - SUN)	7:00 p.m.
02/07	at Virginia (ACC) (TV - RSN)	7:00 p.m.
02/11	Georgia Tech (ACC) (TV - RSN)	6:30 p.m.
02/17	at Wake Forest (ACC)	7:00 p.m.
02/20	Maryland (ACC) (TV - ESPN2)	3:00 p.m.
02/24	at Miami (ACC) (TV - CSS)	7:00 p.m.
02/27	Clemson (ACC)	2:00 p.m.
03/03-06	ACC Tournament - Greensboro, NC	

2010-2011

FLORIDA STATE

WOMEN'S BASKETBALL

SCHEDULE