

HERE TO STAY



TANAE DAVIS-CAIN
SENIOR



MARA FRESHOUR
SENIOR



2008-09 MEDIA GUIDE



SUE SEMRAU
HEAD COACH

FOUR CONSECUTIVE TRIPS TO NCAA TOURNAMENT

The Florida State Seminole women's basketball team has been to the NCAA Tournament for four consecutive seasons. They've won at least one game in the "Big Dance" in each of their last five trips, all under 12th-year head coach Sue Semrau. The next step for FSU is to continue its run of NCAA success and challenge for both ACC and NCAA Championships. FSU has made a splash on the women's basketball scene; and the program is poised to make an ascension to new heights beginning now. Florida State women's basketball has become one of the nation's premier programs and now that the Seminoles are here; they are "Here To Stay."

bck2bck2bck2bck
FSU WOMEN'S BASKETBALL



40 *Florida State* & fabulous

WOMEN'S
ATHLETICS
1968-2008

While women's athletics has held a rich tradition in Tallahassee since the early 1900's when Florida State was the Florida State College for Women, the 2008 season marks the 40th anniversary for a continuous women's athletics program at Florida State University. In 1968, the volleyball team was FSU's first women's intercollegiate team and a new era began in 1995 with the addition of women's soccer. Over the years, FSU has enjoyed fabulous success in its women's athletic programs including five national championships and numerous regional and conference championships.



FSU BASKETBALL

2008-09 Women's Basketball Media Guide

FSU Basketball

Quick Facts	2
Basketball Training Center	4-5
Donald L. Tucker Civic Center	6
Academic Support	7-10

2008-09 Season Outlook

Roster	12
Roster Breakdown	13
Season Outlook	14-16

FSU Coaching Staff

Head Coach Sue Semrau	18-23
Associate Head Coach Cori Close	24-25
Assistant Coach Angie Johnson	26-27
Assistant Coach Lance White	28-29
Dir. Of Operations Melissa Bruner	30
Support Staff	31
Video Coordinator Tyler Cleverly	32
Equipment	33
Managers & Other Staff	34
Strength & Conditioning	35-36
Athletic Training	37-38

Player Bios

Tanae Davis-Cain	40-41
Mara Freshour	42-43
Angel Gray	44-45
Alysha Harvin	46-47
Jacinta Monroe	48-49
Cayla Moore	50-51
Antionette Howard	52-53
Christian Hunnicutt	54-55
Courtney Ward	56-57
Keough/Deluzio	58
Bravard/Clayton	59
Know Your Noles	60

2007-08 Season Review

Season In Review	62-65
Individual Statistics	66
Results & Leaders	67
Team Highs & Lows	68
Individual Highs	69
Game-by-Game	70
Box Scores	71-79
ACC Review	80
ACC Team Stats	81
ACC Individual Stats	82

The University

This Is Tallahassee	84-87
This Is Florida State	88-89
University Facts	90
Prominent Alumni	91
Athletic Administration	92
Student Services	93
Premier Programs	94-96
NCAA Compliance	97
Seminole Boosters	98
Community Service	99-101
Seminole Spirit	102

Honors and Awards

Matt Schmauch Award	104
Ronanda Pierce Award	105
Hall of Fame	106-107
Retired Numbers	108-109
All-Americans	110
National Teams	111
FSU's WNBA Connections	112-114
A Memorable Draft Day	115

Conference Awards	116
Academic Awards	117
All-Time Letterwinners	118-119
All-Time Jersey Numbers	120

The Record Book

Postseason History	122-124
Conference History	125-126
Ranked Opponents	127-128
Individual Records	129-130
Team Records	131
Miscellaneous Records	132
Yearly Leaders	133-134
Coaching Records	135-136
Series Records	137-140
Yearly Results	140-144

The Opponents/The ACC

Opponent Profiles	145-149
ACC Office	149
Travel Headquarters	149
ACC Composite Schedule	150-151
This Is The ACC	152-153
ACC Tournament	154
NCAA Tournament	155

Media Information

FSU Sports Information	156
FSU Media Outlets	157
Radio	158
Seminoles On The Air	159-160
Radio/TV Chart	Inside Back Cover

SPORTS INFORMATION:

Office Phone	(850) 644-1401
Office Fax	(850) 644-3820
Press Row	(850) 224-8790
Website	www.seminoles.com
Sports Information Director	Tina Dechausay
Associate Directors	Elliott Finebloom, Chuck Walsh
Assistant Directors	Ace Hunt, Jason Leturmy, Katy Baker
Director of Digital Media	Ryan Pensy
Graduate Assistants	Layne Herdt, Tania Fernandez
Program Assistant	Maryjane Gardner

Women's Basketball Contact:

Assistant Director	Ace Hunt
Office Phone	(850) 644-4836
Cell Phone	(850) 491-3116
E-Mail	aohunt@fsu.edu
Overnight Mailing Address	403 Stadium Drive West Room D107 Tallahassee, FL 32316

Credits:

Editor: Ace Hunt **Research & Editing:** Tina Dechausay, Maryjane Gardner, Michael Smoose, Chuck Walsh and Zach Mendelson. **Photography:** FSU Photo Lab: Michele Edmunds, Bill Lax, Ryals Lee, Jr.; Cori Close, Lance White, Brandon Goodman, NBA Photos, Ross Obley, Tina Dechausay, USA Basketball and Michael Smoose. **Design:** Wiregrass Design Studio, Tallahassee, Fla. **Printing:** Boyd Brothers, Inc., Panama City, Fla.

This document is available upon request in alternate formats for individuals with print-related disabilities. Contact the ADA Office, 6200 A University Center, Tallahassee, FL, 32306-2410, for more information.

FSU BASKETBALL

2008-08 Quick Facts

University Information

Location	Tallahassee, Fla.
Founded	1851
Enrollment	41,065
President	Dr. T.K. Wetherell
Symbol	Seminoles
Colors	Garnet & Gold
Home Court	Donald L. Tucker Civic Center/12,100
Tucker Center Press Row Phone	(850) 224-8790
Affiliation	NCAA Division I
Conference	Atlantic Coast

Athletics Administration

Athletics Director	Randy Spetman
Spetman's Phone	(850) 644-2526
Senior Assoc. AD, Basketball	Kellie Elliott
Elliott's Phone	(850) 644-4933

Sports Information

Sports Information Director	Tina Dechausay
Assistant SID/WBB	Ace Hunt
Email Address	ahunt@fsu.edu
Hunt's Office Phone	(850) 644-4836
Hunt's Cell Phone	(850) 491-3116
SID Fax	(850) 644-3820
Athletics Website	www.seminoles.com

Radio Broadcast

Stations	WNLS Newsradio AM 1270 • www.seminoles.com
Play-by-Play	Ryan Pency (Sixth Season)
	(850) 645-1273 • rpency@fsu.edu
Color Analyst	Melissa Bruner (Third Season)

Program History

First Year of Basketball	1973-74
All-time Record	496-501 (.497)
Overall ACC Record	97-167 (.367)
NCAA Tournament Appearances	8
NCAA Tournament Record	7-8
First NCAA Appearance	1983
Last NCAA Appearance	2008
Result	1st Round, defeated #25 Ohio State 60-49;
	2nd Round, lost to #13 Oklahoma State 73-72 (OT)
No. Years in WNIT	3 (1982, 2003, 2004)
WNIT Record	4-3



Basketball Staff

Head Coach	Sue Semrau (California-San Diego '85)
Record at FSU/Years	179-152 (.541)/11
Career Record/Years	Same
ACC Record	75-93 (.446)
Associate Head Coach	Cori Close, 5th Season
Assistant Coaches	Angie Johnson, 12th Season (Louisville '91); Lance White, 6th Season (Texas Tech '96)
Basketball Office Phone	(850) 644-3641
Director of Basketball Operations	Melissa Bruner
Bruner's Office Phone	(850) 644-6959
Basketball Athletic Trainer	Cheryl Pfeil
Training Room Phone	(850) 644-1206
Basketball Strength Coach	Dave Plettl
Weight Room Phone	(850) 644-4716

2007-08 Results

Overall Record	19-14
ACC Record/Place	7-7/T-5th
Home	9-3 (5-2 ACC)
Away	6-8 (2-5 ACC)
Neutral	4-3
Postseason	NCAA Second Round
Number of Weeks Ranked	4
Final Ranking:	ARV (USA Today/ESPN Coaches Poll)

2008-09 Personnel

Starters Returning/Lost	4/1
Letterwinners Returning/Lost	9/1
Newcomers	4

Starters Returning

Tanae Davis-Cain (Sr., 5-11, G)	15.0 ppg, 4.6 rpg
Mara Freshour (Sr., 6-1, G)	12.7 ppg, 5.0 rpg, 2.2 apg
Jacinta Monroe (Jr., 6-4, F/C)	10.2 ppg, 6.2 rpg
Courtney Ward (So., 5-7, G)	5.6 ppg., 3.1 apg

Other Key Returning Players

Alysha Harvin (Jr. 5-10, G)	8.3 ppg, 3.7 rpg
Antionette Howard (Fr., 5-11, G/F)	5.0 ppg, 2.8 rpg
Cayla Moore (Jr., 6-2, F)	3.5 ppg, 2.1 ppg.
Christian Hunnicutt (Fr., 5-10, G)	3.2 ppg., 2.6 rpg
Angel Gray (Jr., 5-9, G)	1.9 ppg, 2.0 rpg

Key Losses

Shante Williams (Sr., 5-7, G)	10.0 ppg, 4.0 rpg, 3.8 apg
Britany Miller (Jr., 6-4, C)	12.6 ppg, 6.1 rpg

Newcomers

Cierra Bravard (6-4, C, Fr.) Sandusky, Ohio (Perkins)
Chasity Clayton (6-1, G/F, Fr.) Alexandria, Va. (Edison)
Alexa Deluzio (5-9, F, Fr.) Windemere, Fla. (First Academy)
Kayli Keough (6-1, F, Fr.) Land O' Lakes, Fla. (Land O' Lakes)





FSU BASKETBALL

FSU BASKETBALL

Basketball Training Center

"I get excited every day that I come to work and feel proud to walk in to our first class training facility. Everything that our student-athletes need to be successful in life, school, and basketball is housed under one roof. This training center is a testament to many players, coaches and staff who have poured themselves into Florida State Women's Basketball."

— Head Coach Sue Semrau



The third level entrance, located on the north side of the complex, connects to a walkway leading directly to the Tucker Civic Center.



"We love the facility. It's a blessing because not every school has a facility like we do. It's great to have a locker room where you can study, hang out with the other girls and prepare for the game. It's really an all-in-one facility."

— Junior Jacinta Monroe

Two regulation-sized basketball courts are located on the second floor of the facility. The cushioning for the courts is composed of ground up Nike shoes.



The team meeting room, strength and conditioning room and athletic training room are located on the second floor, just across the hall from the practice courts.



The coaches office suite is on the third floor, which has a balcony overlooking the practice courts.



FSU BASKETBALL

Basketball Training Center



“I was very impressed with the facility when I came on my recruiting visit and it really separated Florida State from a lot of schools. Everything is laid out with basketball in mind; you don't have to go to another facility to get something done. It's all right here.”

— Sophomore Antionette Howard

“The BTC stands above the other sports facilities on campus because it is the only facility besides Doak Campbell that provides coaches and athletes with anything they could ever need. The BTC has everything you need to become the perfect athlete. The only thing we don't do in our facility is play games.”

— Senior Mara Freshour



The locker room, located on the first floor, consists of four rooms: the player lounge, the study room, the dressing and locker room and the restroom and shower area.

FSU BASKETBALL

Donald L. Tucker Civic Center

A Florida State basketball game at the Donald L. Tucker Civic Center is as exciting as it gets! FSU fans are spoiled by more than just a great basketball team playing in the nation's finest conference, they also get to watch the game in surroundings that are as modern as any in the country.

The Tucker Center is the home for Seminole basketball, and the multi-purpose facility comes alive on game day. So impressive is the atmosphere, the Tucker Center and Florida State University have served as hosts for NCAA Basketball first and second rounds — back in 1995 on the men's side and in 2004 for the women's tournament. The Tucker Center will once again host NCAA action next season when FSU hosts the first and second rounds of the 2009 NCAA Tournament.

Numerous improvements have been made to the already-outstanding structure. Prior to the 2002-03 season, the Tucker Center, in conjunction with the FSU athletics department, undertook a project to give the basketball arena more of a home-court atmosphere. The makeover includes an array of Seminole tradition throughout the facility, including picture collages, garnet and gold decor and Seminole logos.

In 2000, the Tucker Center completed an expansion project which began in October of 1998 in which 34 luxury suites and 468 club seats at mid-level in the arena were added. In addition, the upper level seating was configured to offer better viewing and additional concession stands and restrooms were added. 12,100 seats are available for FSU basketball fans, who are treated to one of the most spectacular shows in college hoops. An impressive four-sided, center hung Megavision video display, a state-of-the-art sound system and four new scoreboards in the upper corners of the arena were also recently added. When there is a break in action, the video display comes alive with highlight tapes, animated games and other crowd-pleasing bits.

Adding even more appeal to the facility is the Center's restaurant, the Spotlight Grill. This 450-seat arena-view restaurant

includes an outdoor patio and ledge seating for viewing arena events.

The multi-purpose facility, which opened its doors in 1981, covers over 22 acres in the heart of Tallahassee's thriving downtown district. The Tucker Center is only two blocks from the Capitol building and is just across the street from FSU's nationally-acclaimed Law School.

The complex covers over 18,000 square feet with 119-foot ceilings in the main arena. The Tucker Center is actually three different areas combined under one roof. The main arena, where FSU hosts its home games, is also the center for some of the nation's top musical concerts and Broadway plays and even a circus. The Exhibition Hall, which joins the main arena via a spatial hallway, can seat 5,000 for an event or serve as an indoor display area. The complex also features a terrace, which is popular for outdoor hosting.

As one of Florida's busiest venues, the Tucker Center recently completed a \$1.2 million renovation to its six meeting rooms, covering some 16,000 square feet. Because of its versatility and accessibility, the Tucker Center continues to be a popular location for trade shows and conventions.

In the late 1970's, the facility was named by the Legislature for Tallahassee native Donald L. Tucker who was elected to the Florida Legislature in 1967 and served for 12 years. During his legislative career he was Chairman of the Claims Committee, Chairman of the Committee on Manpower and Development, Chairman of the Commerce Committee and he was elected Speaker of the House of Representatives in 1974. He was re-elected speaker in 1976. The last Speaker to preside in the current Statehouse, Tucker was Vice Chairman of the Southern Legislative conference in 1976-1977 and was Chairman of that organization in 1977-1978. During his time in the legislature he received numerous honors and awards. In addition to the naming of the civic center, he was honored as "Most Effective Member of The Legislature."





FSU BASKETBALL

Academics

Athletic Academic Support Mission Statement

The primary mission of the Athletic Academic Support program is to provide an environment that facilitates the academic success of each student-athlete. The focus is to provide a comprehensive support program integrated with the total University that will assist all student-athletes with the transition into college and provide continued support in all phases of academic and professional development, culminating with graduation, job placement or graduate school.



Kylie Amato

Kylie Amato, a native of Toomsba, Mississippi, joined the Florida State Athletic Academic Support staff as a Post-Graduate Intern and was promoted to Academic Counselor in Fall 2003.

Amato oversees the academic progress of the Women's Basketball, Women's Soccer and Men's and Women's Swimming & Diving teams.

She is responsible for advising the student-athletes in their course selection, as well as monitoring their academic eligibility. She also assists with the recruitment of all prospective student-athletes.

In addition to her responsibilities as an Academic Counselor, Kylie also serves as a staff representative to the Student-Athlete Advisory Council (SAAC) and is a member of the National Association of Academic Advisors for Athletics (N4A).

Amato began her career in athletics as a graduate assistant volleyball coach at Northwestern State University, where she earned a Masters Degree in Sports Administration.

Prior to earning her degree at Northwestern, Amato earned a Bachelors Degree in Psychology from the University of West Alabama, where she lettered in volleyball.

SERVICES AND PROGRAMS:

Academic Advising

The advisors in Academic Support serve as the lower-division advising unit for all student-athletes. The staff advises students through the Liberal Studies curriculum and degree prerequisites. The advisors work with the students in a number of areas related to the academic experience at Florida State University, but with a primary emphasis in advising and monitoring the progress toward the selected degree program, taking into

consideration, all variables, which would enhance or impede each student's progress toward the goal of graduation.

Study Hall

Professionally supervised study sessions for each athletic team are organized in order to help ensure the academic success of the student-athletes. The main focus of the study hall program is to help students develop consistent and appropriate study patterns by providing a structured setting to work on class assignments and to provide tutorial assistance before academic problems arise. Although the criteria for study hall is left to the discretion of each academic counselor, typically, most freshmen, first year transfers, and upperclassmen who have not yet achieved a satisfactory cumulative grade point average are asked to attend study hall.

Tutor and Mentor Program

The tutorial program is available to all student-athletes as they progress towards their ultimate goal of obtaining a college degree. Approximately, 65 tutors are hired a year, from a variety of academic departments. Each tutor is committed to providing a proactive, individualized approach in assisting student-athletes with course comprehension and study skills. The tutors are graduate level students or undergraduates that excel in a specific area of study.

Mentors are academic role models who have demonstrated the ability to teach and give guidance in areas of academic developmental skills. They are responsible for providing assistance in the development of skills such as note taking, test preparation, and communication with faculty. In essence, mentors become an extension of the academic counselor as they keep the academic performance of their student-athletes under close observation and report to the academic counselors each week. All mentors are graduate or PhD level students who have outstanding academic backgrounds.



FSU BASKETBALL

Academics

Academic Honors & Awards

Florida State University student-athletes have achieved great success in obtaining recognition for academic excellence. More than \$350,000 in Postgraduate Scholarship monies has been granted to FSU student-athletes over the past 13 years, as well as numerous other academic honors and awards.

During the 2006-07 academic year, a pair of Seminole student-athletes were named National Academic All-Americans as Tom Lancashire (track & cross country) and Javier Garcia-Tunon, (track & field) were recognized for the second year in a row. In addition to Lancashire and Garcia-Tunon, 11 more student-athletes were recognized with Academic All-District accolades: Nikki Anthony and Alicia Gladden (women's basketball), Romy Altman (Swimming & Diving), Jonas Blitz (Men's Golf), Sarah Griffin (Volleyball), Alex Kennon (Swimming & Diving), Andrew Lemoncello (Track & Field/Cross Country), Katrin Schmidt and Mami Yamaguchi (Soccer), Caroline Westrup (Women's Golf) and Drew Weatherford (Football).

Florida State University named a record 204 student-athletes to the 2007 Atlantic Coast Conference Honor Roll. At the conclusion of the 2006-2007 school year, eight of Florida State's athletic teams had a 3.0 or better cumulative grade point average. In the spring 2007 semester 210 Seminoles achieved a minimum 3.0 semester GPA. In addition, 26 student-athletes were named to the President's List with a 4.0 GPA while 165 student-athletes earned Dean's List honors for having a 3.5 GPA or higher. The average team semester GPA at the end of the spring of 2007 was 2.867 as 13 of the 17 sports teams had a team semester GPA above 2.70.

Senior swimmer Alex Kennon – who is one of three Seminole student-athletes currently in medical school – David Castillo (football) and Alvaro Bada (track and field) – earned the NCAA Postgraduate Scholarship. Kennon, Sarah Griffin, Tom Lancashire and Kelly Rowland (soccer) earned four of the 45 Atlantic Coast Conference scholar-athletes to be named recipients of the ACC Weaver James Corrigan Postgraduate Scholarship in 2006-07

Senior women's basketball player Alicia Gladden was one of the six Florida State student-athletes to the prestigious Arthur Ashe Junior Sports Scholarship Award. The Arthur Ashe Jr. Sports Scholar Awards were established in 1992 and serve to honor minority student athletes who exhibit academic excellence and

ACC Academic Honor Roll Selections

1991-92	Robin Corn, Christy Derlak, Danielle Ryan
1992-93	Christy Derlak, Danielle Ryan, Allison Peercy
1993-94	Christy Derlak, Allison Peercy, Liberty Taylor, Angela Atkinson, Michelle Frank
1994-95	Allison Peercy, Liberty Taylor, Katina Cobbins, Wendy Hampton, Anja Pedersen
1995-96	Wendy Hampton, Kristen Parker, Leslie Waugh, Carla Williams
1996-97	Arleshia Davidson, Wendy Hampton, Kristen Parker, Leslie Waugh
1997-98	Arleshia Davidson, Vanessa Fuchs, Wendy Hampton, Latrice McLin, Jen Robinson, Leslie Waugh, Brooke Wyckoff
1998-99	Arleshia Davidson, Vanessa Fuchs, Val Linley, Jen Robinson, Lakesha Springle, Angela Sutton, Brooke Wyckoff
1999-00	Latavia Coleman, Molly Beal, Brooke Wyckoff, Vanessa Fuchs, Lauren Bradley, Levys Torres, Katelyn Vujas
2000-01	Molly Beal, Lauren Bradley, Vanessa Fuchs, Petra Hofmann, Lakesha Springle, Brooke Wyckoff
2001-02	Lauren Bradley, Genesis Choise, Linnea Liljestrand, Kim Small
2002-03	Ganiyat Adeduntan, Lauren Bradley, Holly Johnson, Linnea Liljestrand, Tasheika Allen
2003-04	Ganiyat Adeduntan, Nikki Anthony, Lauren Bradley, Alicia Gladden, Holly Johnson, Linnea Liljestrand, LaQuinta Neely
2004-05	Ganiyat Adeduntan, Nikki Anthony, Alicia Gladden, Christie Lautsch, Linnea Liljestrand, Hannah Linquist
2005-06	Ganiyat Adeduntan, Nikki Anthony, Tiffany Buckelew, Mara Freshour, Alicia Gladden, Holly Johnson, LaQuinta Neely, Dranadia Roc
2006-07	Nicky Anthony, Tiffany Buckelew, Mara Freshour, Alicia Gladden, Christie Lautsch
2007-08	Mara Freshour, Christian Hunnicutt

Academic ALL-ACC

1998	Arleshia Davidson, Wendy Hampton, Brooke Wyckoff
1999	Jen Robinson, Brooke Wyckoff
2000	Molly Beal, Brooke Wyckoff
2001	Molly Beal, Vanessa Fuchs, Brooke Wyckoff
2002	Linnea Liljestrand
2003	Holly Johnson
2004	Ganiyat Adeduntan, Lauren Bradley
2005	Ganiyat Adeduntan, Linnea Liljestrand
2006	Ganiyat Adeduntan, Alicia Gladden, Holly Johnson, LaQuinta Neely
2007	Nicky Anthony, Alicia Gladden, Mara Freshour
2008	Mara Freshour

community activism, as well as athletic prowess.

The Academic Support Program is committed to recognizing the academic success of all student-athletes. The athletics department, in conjunction with Seminole Boosters, Inc., puts on the annual "Golden Torch Gala," a black-tie academic awards banquet, each fall. The ACC Honor Roll student-athletes, as well as the individuals with the highest GPA on their respective teams, and the men's and women's teams with the highest GPA are recognized at this event.

Team meetings are held each year, during which time student-athletes are notified of potential honors and awards and are encouraged to apply. Combining a strong grade point average with athletic accomplishments, community service activities and leadership experiences make for a student-athlete capable of obtaining unlimited academic honors, awards and postgraduate opportunities.



FSU BASKETBALL

Academics

Team meetings are held each year, during which time student-athletes are notified of potential honors and awards and are encouraged to apply. Combining a strong grade point average with athletic accomplishments, community service activities and leadership experiences make for a student-athlete capable of obtaining unlimited academic honors, awards and postgraduate opportunities.

Women's Basketball Academic Success

Not only has Sue Semrau changed the face of Florida State women's basketball on the court, but she has also turned the program around in the classroom. While schools like Duke, Wake Forest and Virginia may get more academic notoriety, Florida State has been the top school in the conference in terms of academic honors.

11 years ago the Academic All-ACC Women's Basketball Team was established. In those 11 years, Florida State has either had the highest number of recipients or tied for the conference lead in 10 of those years. During the 2005-06 academic year, the Seminoles set a record with four members of the all-academic team.

The Seminoles also led all conference schools with three players on the 2007 All-ACC Academic Women's Basketball Team, but leading the way academically has been nothing new for FSU. Since its inception in 1998, Florida State has had 24 student-athletes named to the All-ACC Academic Team, which is eight more than the next closest league school. Since league expansion in 2004-05, the Seminoles' 10 selections is the most.

In addition, since Semrau took over the program in 1997, FSU has had 65 ACC Academic Honor Roll selections, which is tops in the league. Prior to her arrival, the most student-athletes women's basketball had put on the honor roll was five. Under Semrau's direction, FSU has averaged nearly seven recipients per year, including a program-best eight in 2005-06.

Recognition for women's basketball academic achievements are no longer limited to just the conference. In 2006, Nikki Anthony and Alicia Gladden were named to the ESPN The Magazine Academic All-District Third Team, while Mara Freshour was a second team selection last season. Ganiyat Adeduntan was the first player under Semrau to bring home that honor in 2005. In addition, Brook Wyckhoff picked up the program's second ACC Postgraduate Scholarship in 2001.

2007-08 Florida State All-ACC Academic Women's Basketball Team Selection




Mara Freshour

All-Time All-ACC Academic Women's Basketball Team Selections

Florida State	24
Duke	16
Maryland	13
Wake Forest	12
Clemson	10
Virginia	9
Virginia Tech	9
North Carolina	8
NC State	7
Georgia Tech	7
Boston College	5
Miami	4

Since 2004-05

Florida State	10
Virginia Tech	9
Maryland	7
Boston College	5
Duke	5



FSU BASKETBALL

Academics



Bill Shults

Whoever said “you can never go home again” doesn’t know Bill Shults because after serving more than 10 years in athletics administration at the University of Connecticut, Shults has returned to Florida State, where he was a member of the athletics staff for nearly 20 years, to assume the position of Director of Athletic Academic Support.

First as swimming coach at Florida State from 1979 through 1992 and then as assistant director for compliance/student services from 1992-97, Shults helped lay the foundation for the Seminoles’ compliance program by implementing systems that are still in practice today. At FSU, he also assisted in the development and implementation of a substance abuse program and the student-athlete exit interview process.

Shults returned to FSU after a brief stint at Florida International, where he was the Special Assistant to the General Counsel for NCAA Compliance. Shults made the move south from UConn where he had served as associate director of athletics/NCAA rules education and compliance services since April 1997 and created a full-service and comprehensive Compliance program, which upon his arrival, was a one-man operation. While at UConn, Shults was credited with bringing the resources of the university and athletics department together to develop the first data exchange between a collegiate mainframe database and NCAA software.

He was also involved in the creation of UConn’s Student Welfare & Academic Team (SWAT), which discusses student-athlete concerns with the Registrar’s Office, Financial Aid, Counseling Program for Intercollegiate Athletes and the Compliance Office, thus increasing communication with athletics and the campus.

Shults developed and advised the UConn Student-Athlete Advisory Committee (SAAC) from a small “captain’s council” to an organization with 50+ members which received the University’s Student Life Award for Outstanding Community Service in 2005, 2006 and 2007. Additionally, he formed a close affiliation with the FBI and spoke to agents at the FBI Academy regarding the Sports Presentation Program and their national gambling prevention initiatives. Shults also served as compliance coordinator for the College Swim Coaches Association of America, directing that organization’s compliance program on a national basis.

This fall, Shults was honored when the University of Connecticut renamed the Senior Husky Excellence Award in his name.

“I am truly honored that the student-athletes and athletics administration recognized my efforts at UConn,” Shults said. During his previous time at FSU, Shults proved to be both an excellent coach and administrator. As the head swim coach, he took over a program that had not been nationally ranked in some time and through tireless recruiting and effective training, guided the Seminoles to a national

ranking of 28th. Shults built up an alumni base from very few members to over 150 active alums, increased fundraising and created an alumni newsletter. His student-athletes were equally as successful as Shults personally trained and coached three All-Americans. Active nationally, Shults created the All-Academic Team for the College Swim Coaches of America, Inc. and had several teams earn that prestigious award. Voted by his peers to become the first President of the National Independent Swim Coaches Association and later the Metro Conference, Shults was also asked to serve on the NCAA Swimming and Diving Committee.

As an athletics administrator for the Seminoles, Shults helped form the foundation for one of the most respected compliance programs in the country. He designed the computer-based system for the compliance office, creating the first networked office and was asked by the NCAA to test the new compliance software and later created a user group for all compliance administrators nationwide. An advocate for student-athletes, Shults created the first ‘Black Tie’ event to honor academic achievement for all sports to recognize student-athlete excellence in the classroom and developed and instituted a Varsity Awards system for all sport letter winners. The Golden Torch Gala is still an annual event at FSU to recognize student-athlete academic success.

Jeff Hathaway, Director of Athletics at the University of Connecticut, said “First and foremost, Bill Shults is an outstanding person who is committed to the student-athletes, coaches, and integrity of the Institution. Having been a longtime coach and administrator at outstanding institutions, he has an excellent sense of both the athletic and academic aspects of a university. His strong commitment to values and principles, combined with his desire for excellence, makes him a valuable asset to any organization.”

Shults is a 1976 graduate of the University of New Hampshire, where he was a collegiate swimmer. He earned a master’s degree in education administration from LaSalle University in 1996. He began his professional career as a physical education instructor at Trinity College, where he also was head coach of water polo and assistant coach of men’s and women’s swimming and diving. He was head swimming coach at New Hampshire prior to moving on to Florida State.

According to Rick Evrard at the prestigious law firm of Bond, Schoeneck & King in Kansas City, “Bill Shults brings more than 20 years of compliance experience from top tier Division I programs. He has been instrumental in assisting these institutions with maintaining the integrity of their athletics programs as they ascended to the top of their leagues and joined the ranks of elite Division I athletics programs. Florida State University has hired onto its athletics staff a true team player and a man of integrity. Bill Shults has a sparkling track record for developing and maintaining one of the strongest athletics compliance programs in America.”

“I’m excited to return to FSU and to be under the new direction of Randy Spetman and I look forward to the challenges ahead,” Shults said.

Married 27 years to the former Linda Carlton, the couple has two sons, Steven (21) and Ricky (18).



2008-09 SEASON OUTLOOK

2008-09 OUTLOOK

2008-09 Florida State Women's Basketball Roster

Numerical

No.	Player	Hgt	Pos	Yr	Hometown (High School/Last School)
00	Chasity Clayton	6-1	G/F	Fr.	Alexandria, Va. (Edison)
1	Angel Gray	5-9	G	Jr.	Stone Mountain, Ga. (Stone Mountain)
2	Alysha Harvin	5-10	G	Jr.	Dania, Fla. (South Broward)
3	Alexa Deluzio	5-9	G	Fr.	Windemere, Fla. (First Academy)
4	Cayla Moore	6-2	F	Jr.	Albany, Ga. (Westover)
5	Christian Hunnicutt	5-10	G	So.	Jonesboro, Ga. (Landmark Christian)
10	Mara Freshour	6-1	G	Sr.	Nashville, Ind. (Brown County)
12	Courtney Ward	5-7	G	So.	Montgomery, Ala. (Jefferson Davis)
15	Antionette Howard	5-11	F	So.	Snellville, Ga. (South Gwinnett)
20	Tanae Davis-Cain	5-11	G	Sr.	Dawson, Ga. (Terrell County)
22	Kayli Keough	6-1	F	Fr.	Land O' Lakes, Fla. (Land O' Lakes)
50	Jacinta Monroe	6-4	F/C	Jr.	Ft. Lauderdale, Fla. (Stranahan)
54	Cierra Bravard	6-4	C	Fr.	Sandusky, Ohio (Perkins)

Alphabetical

No.	Player	Hgt	Pos	Yr	Hometown (Last School)
54	Cierra Bravard	6-4	C	Fr.	Sandusky, Ohio (Perkins)
00	Chasity Clayton	6-1	G/F	Fr.	Alexandria, Va. (Edison)
20	Tanae Davis-Cain	5-11	G	Sr.	Dawson, Ga. (Terrell County)
3	Alexa Deluzio	5-9	G	Fr.	Windemere, Fla. (First Academy)
10	Mara Freshour	6-1	G	Sr.	Nashville, Ind. (Brown County)
1	Angel Gray	5-9	G	Jr.	Stone Mountain, Ga. (Stone Mountain)
2	Alysha Harvin	5-10	G	Jr.	Dania, Fla. (South Broward)
15	Antionette Howard	5-11	F	So.	Snellville, Ga. (South Gwinnett)
5	Christian Hunnicutt	5-10	G	So.	Jonesboro, Ga. (Landmark Christian)
22	Kayli Keough	6-1	F	Fr.	Land O' Lakes, Fla. (Land O' Lakes)
50	Jacinta Monroe	6-4	F/C	Jr.	Ft. Lauderdale, Fla. (Stranahan)
4	Cayla Moore	6-2	F	Jr.	Albany, Ga. (Westover)
12	Courtney Ward	5-7	G	So.	Montgomery, Ala. (Jefferson Davis)

Head Coach: Sue Semrau/12th Year
Associate Head Coach: Cori Close
Assistant Coaches: Angie Johnson, Lance White
Director of Basketball Operations: Melissa Bruner



2008-09 OUTLOOK

A Closer Look...

By State:

Georgia (5)

Tanae Davis-Cain (Dawson)
 Angel Gray (Stone Mountain)
 Antonette Howard (Snellville)
 Christian Hunnicutt (Jonesboro)
 Cayla Moore (Albany)

Florida (4)

Alexa Deluzio (Windemere)
 Alysha Harvin (Dania)
 Kayli Keough (Land O'Lakes)
 Jacinta Monroe (Ft. Lauderdale)

Alabama (1)

Courtney Ward (Montgomery)

Indiana (1)

Mara Freshour (Nashville)

Ohio (1)

Cierra Bravard (Sandusky)

Virginia (1)

Chasity Clayton (Alexandria)

By Position:

Guards (8)

Chasity Clayton
 Tanae Davis-Cain
 Alexa Deluzio
 Mara Freshour
 Angel Gray
 Alysha Harvin
 Christian Hunnicutt
 Courtney Ward

Forwards (3)

Antonette Howard
 Kayli Keough
 Cayla Moore

Centers (2)

Cierra Bravard
 Jacinta Monroe



By Height:

Cierra Bravard.....	6-4
Jacinta Monroe.....	6-4
Cayla Moore.....	6-2
Chasity Clayton.....	6-1
Mara Freshour.....	6-1
Kayli Keough.....	6-1
Tanae Davis-Cain.....	5-11
Antonette Howard.....	5-11
Alysha Harvin.....	5-10
Christian Hunnicutt.....	5-10
Alexa Deluzio.....	5-9
Angel Gray.....	5-9
Courtney Ward.....	5-7

By Class:

Seniors (2)

Tanae Davis-Cain
 Mara Freshour

Juniors (4)

Angel Gray
 Alysha Harvin
 Jacinta Monroe
 Cayla Moore

Sophomores (3)

Antonette Howard
 Christian Hunnicutt
 Courtney Ward

Freshmen (4)

Cierra Bravard
 Chasity Clayton
 Alexa Deluzio
 Kayli Keough

2008-09 OUTLOOK


Season Preview



Tanae Davis-Cain



Mara Freshour



head coach Sue Semrau

Every coach in college basketball strives to have a team that can be described as balanced and versatile. Those two fundamentals to success can permit a team to reach great heights, even considering that the opposition may include some of the toughest the nation has to offer on a nightly basis.

The 2008-09 Florida State women's basketball team will feature one of the most balanced offenses in the country as the Seminoles will be able to lean on outstanding 3-point shooting, the ability to score from mid-range and a new-found ability to send the ball inside for points as well.

Even the deadliest of 3-point shooters will be able to generate shots inside and those working in the post area are going to be asked to do things away from the basket as well, all in an effort to be as versatile as possible and thus be tough to defend.

"A good way to put our offense is versatile," 12th-year head coach Sue Semrau said before the season began. "We are going to have a very balanced attack. Last year we were very guard oriented because Mara (Freshour) and Tanae (Davis-Cain) took on so much of the scoring load with the absence of key athletes in the middle. Now that we have more strength in the middle, I think that we will really develop into a very balanced attack."

The two big reasons for the success through versatility of the Florida State

attack this season will be the play of its two seniors, Mara Freshour and Tanae Davis-Cain.

"The seniors are going to be the cornerstone of the program," Semrau said. "We are building everything around them because we know game in and game out what they are going to bring. Mara and Tanae both have different strengths, and we need them both desperately."

Davis-Cain is a player that burst onto the scene four seasons ago displaying a deft touch with her 3-point shot. She has grown into so much more over her outstanding career. Davis-Cain is also a stand-out defender, a powerful driver to the basket as well as a guard who has proven that she can be an effective rebounder. Davis-Cain returns for final campaign coming off a junior season in which she paced the team with a 15.0 ppg average while connecting on 49 3-point field goals. Davis-Cain was credited with 37 steals on the defensive end of the floor and pulled down 4.6 rebounds per game.

For her efforts last season, Davis-Cain earned All-ACC Honorable Mention status, giving the Seminoles at least one postseason conference honoree in each of the last 11 seasons.

"Tanae has been one of the hardest working players that I have ever coached on both ends of the floor," Semrau commented on the senior from Dawson, Ga. "She is extremely solid. Defensively we

can put her on any player on the floor and we know that she is going to lock up. She is by far and away our best overall defender, and she is also our leading scorer. She is an athlete that is destined to go on and play at the next level. She has developed her offensive game from being an exclusive 3-point threat to also getting to the rim as well as drawing an extra defender and getting the ball to an open player."

The other keystone of the FSU women's basketball team will be the play of Freshour, who hails from Nashville, Ind. She possesses an accurate stroke from deep range as she led the talent-rich Atlantic Coast Conference in 3-point field goal percentage last season with a blazing mark of 42.9 percent.

Freshour poured in 12.7 ppg and set the FSU single-season record with 66 treys one year ago. She also converted 90-of-109 trips to the free throw line, for an 82.6 percent clip that was also one of the best percentages in the league last year.

"Mara has played every position for us from (point guard to center)," Semrau mentioned. "We hope that we are going to be able to narrow her focus a little bit, and put her more in a guard's role. She is such a threat because she can shoot it deep, she can take the ball to the hole and she can pass as well as anyone else on our team. She will be able to create a lot of match-up problems for our opponents

2008-09 OUTLOOK

Season Preview

this season. Mara has the ability to make everyone else on the team better because she can anticipate making a play that will put her teammates in a great position to be successful.”

While the two seniors join forces on the court to take down the opposition, both have just one more season to cement their own standing in 3-point shooting lore at FSU. Currently, Wendy Hampton holds the mark at 134 triples. Davis-Cain currently leads Freshour by four at 121-to-117, while Davis-Cain also owns the lead in the race to 1,000 career points, having 829 markers to Freshour’s 755.

“Neither one of our seniors are extremely vocal, and neither are going to be an in-your-face type of teammate,” Semrau concluded about her two seniors. “Both are going to lead by example. They have done that in years past. They have done that in the preseason and I am really excited that both of our seniors are going to play significant roles for us this year.”

Also back this season will be 6-4 junior forward/center Jacinta Monroe, whose lofty presence in the middle has proved to be rough waters to navigate for the Seminole opposition. Last season, Monroe swatted a team-best 78 shots, which were two short of the school’s sin-

gle-season record. Monroe’s 2.4 blocked shots per game ranked 23rd nationally. For her career, Monroe has amassed 141 blocks, which means she needs only 69 more blocks to take over the all-time school standard of 209.

Monroe was one for four Seminoles to average double figure scoring last season as she posted 10.2 ppg and pulled down a team-best 6.2 rebounds per outing. Monroe was also a consistent force inside as she hit 135-of-228 field goals, for 59.2 percent.

“With her maturity, Jacinta Monroe has the ability to not only block a lot of shots, but she will also alter a lot of others,” Semrau mentioned when analyzing the play of Monroe. “Blocking shots will be important for us on the defensive end, because it is like a turnover in that it creates havoc with the ball so we can get out and run.”

Behind the top three returning scorers for FSU, junior Alysha Harvin and sophomore Courtney Ward will provide a continued staple of depth around the perimeter. Harvin started 13 games last season and averaged 8.3 ppg, while Ward was thrown into the fire early by starting 21 games as a true freshman, but performed well as she dished out 102 assists, a number which ranked 13th-best in the ACC one year ago.

Sophomore forward Antionette Howard posted 5.0 ppg and started a pair of games as she hit five 3-point field goals on the season. Howard was also able to mix it up inside and got to the free throw line 48 times over the course of the year.

Cayla Moore returns for her junior season after averaging 3.5 ppg from the guard position as a freshman. She hit over 50 percent of her shots from the field and was credited with 24 steals on the season. Also back are sophomore guard Christian Hunnicutt and junior guard Angel Gray, who will provide depth at key positions.

All of this is bolstered by the play of four terrific freshmen, including 6-4 freshman center Cierra Bravard, who joins the program from Sandusky, Ohio. Bravard brings an inside presence to the team that proved to be somewhat of a limitation last season.

Joining Bravard inside will be 6-1 freshman wing player Chasity Clayton which gives the Seminoles added options both in the paint and also around the outside. The freshman class is rounded out by 5-9 guard Alexa Deluzio and 6-1 forward Kayli Keough.

Even though nearly 85 percent of last season’s scoring returns for the 08-09 campaign, the team will still be young with just two seniors on the roster.

Angel Gray & Courtney Ward

Cayla Moore

Christian Hunnicutt



2008-09 OUTLOOK

Season Preview



Cierra Bravard



Courtney Ward



Kayli Keough

“We have to be good together and we have to rely on each other,” Semrau commented. “We are going to have to score in a lot of different ways, but we feel like we have enough weapons to do that. That is what makes this team exciting.”

The Seminoles have made great strides during the recent four-season run of taking teams to the NCAA Tournament largely in part to success on the defensive side of the ball. Last season, the Seminoles created 626 opponent turnovers and recorded 275 steals. FSU was only slightly out-rebounded for the season and were able to get their paws on 20 more shots than the opposition was able to.

“For us, the bread and butter has to start on the defensive side of the floor,” Semrau noted when appraising the team’s defense. “We have to be great defensively in order to be a great basketball team. I think it is important for us to also become a better rebounding team with our presence inside. If we can dominate in that way, it will be able to fuel our offense.”

The schedule will be one that provides many challenges throughout the entire season in a lot of different places. After opening the season on November 16 against Florida Gulf Coast, the Seminoles will take to the road to face North Florida two days later.

FSU will endeavor to continue its supremacy over teams from the Sunshine State when the Seminoles take on the arch-rival Florida Gators Nov. 23. Florida State has won 12 successive contests versus in-state foes. Home games also are slated against Penn State in the second annual ACC-Big Ten Challenge as well as Texas A&M. FSU will travel to Colorado State’s Tournament in late November and will face UConn, Washington and Northern Colorado in Cancun, Mexico just before Christmas. Just for good measure, when FSU returns from Christmas, LSU awaits on December 28.

The Atlantic Coast Conference schedule is going to be challenging as always with road contests scheduled at Virginia Tech, NC State, Virginia, Boston College, Miami, Clemson and Wake Forest. The home slate features Clemson, Georgia Tech, Duke, Maryland, North Carolina, Miami and Virginia.

The postseason begins with the ACC Tournament, to be held once again in Greensboro, N.C., from March 5-8. Florida State has made an appearance in each of the last four straight NCAA Tournaments. The Seminoles hold a perfect 5-0 record in first round games under the leadership of Semrau.

“Our goal every year is to be as prepared as we can be for success in ACC play as well as in the league tournament

and of course, the NCAA Tournament,” Semrau said. “As an experienced coach, I have learned that it is important to win games in order to reach the tournament, but what’s also important is the kind of games that you win and in the kind of games that you play. We are thrilled with the level of competition that we are going to face this year.”

Just one year removed from a NCAA Sweet 16 appearance during the 06-07 campaign and a heartbreaking close call away from returning last year, Semrau has the program poised to reach to the next level and focus on the here and now of the program and not rely on past successes. The team is now focused on continuing to build and improve each day moving forward.

“The NCAA Tournament is an expectation for us every year,” Semrau continued. “We want to be a NCAA Regional team because of the way that we prepare to get to that level. I know that our players are committed to that and we ask of them a higher commitment level every year. We really believe that Florida State is a place that is about championships. Our athletic department has had so many successful teams in the past and we believe that we have built a foundation where it is women’s basketball’s time to move to that level as well.”



FSU COACHING STAFF

COACHES



Sue Semrau

Head Coach

12th Season

(UC-San Diego, '85)

Great things continue to happen for Florida State Women's Basketball under the direction of 12th-year head coach Sue Semrau as the program soars to greater heights each season.

Last season, Semrau led the Seminoles to their fourth consecutive trip to the NCAA Tournament, including a first round victory over Ohio State in Des Moines, Iowa. The Seminoles took down the nationally-ranked Buckeyes by a score of 60-49 to earn the program victories during the first round of the NCAA Tournament in each of the last four seasons. In fact, the victory over OSU gave Semrau a perfect 5-0 mark in the first round of the NCAA Tournament.

Semrau led the Seminoles to national acclaim as they began the 2007-08 season nationally-ranked and climbed as high as 18th during the course of the season. The No. 18 national ranking marks the highest in the history of the FSU women's basketball program.

Not only a force nationally, Florida State has been dominant within the Sunshine State as well as Semrau has directed the program to 12 consecutive victories over in-state rivals. The latest victory in the string was a thrilling 50-49 victory over Miami during the final week of the regular season.

Individually, Tanae Davis-Cain was recognized for her season-long efforts by earning Honorable Mention All-ACC Accolades by the Atlantic Coast Sports Media Association. Davis-Cain was the 18th Seminole to earn All-

ACC honors in the history of the program and extended the program's streak to 11 straight seasons in which at least one team member has earned all-conference honors. She became the 10th different player to earn all-league honors under Semrau. In addition, Mara Freshour earned ESPN The Magazine Second Team Academic All-District status as well as a place on the All-ACC Academic Team.

The last four years have been the best run in school history as the Seminoles have amassed 87 victories. In addition, FSU has won 36 ACC games during that stretch which is also the most in a four-year span. Since 2004-05, only Duke, Maryland and North Carolina have won more overall and ACC games than FSU.

The winningest coach in school history, Semrau starts her 12th season with a career record of 179-152 while her 75 ACC triumphs are eighth in league history.

The year-long celebration of Semrau's 10th season during 2006-07 culminated with Florida State reaching the NCAA Tournament Sweet 16 for the first time in school history. In addition, the Seminoles had another "first" as they ended the year ranked 19th in the USA Today/ESPN women's coaches poll. It was the highest FSU has ever been ranked at the conclusion of the season and matched the highest ranking at any point in the year.

The Seminoles ran their string of 20-win seasons to three, posting a 24-10 overall mark while finishing fourth in the ACC at 10-4 for the second year in a row.

The Semrau File

Education:

- University of California-San Diego, 1985 Bachelor's degree in communications
- University of Southern California, 1988 Master's degree in athletic administration

Coaching Experience:

- Occidental College, 1987-90 Head Coach/Assistant Athletic Director
- Northern Illinois University, 1990-93 Assistant Coach/Recruiting Coordinator
- University of Wisconsin, 1994-97 Assistant Coach/Recruiting Coordinator
- Florida State University, 1997-present Head Coach

Playing Experience:

- University of Puget Sound, 1982-83
- University of California-San Diego, 1984-85

There was an early indication that the 2006-07 campaign was going to be a special one for the Seminoles as they started the year by winning 10 of their first 11 games, including a 22-point throttling of in-state rival Florida. A two-game setback at the end of the calendar year only refocused Florida State as it started the ACC slate by winning its first four games. The four conference losses came to 2006 National Champion Maryland, 2007 Final Four participant North Carolina, regular season champion Duke and ACC Tournament finalist NC State.



COACHES



With a 20-10 record in 2005-06, FSU earned back-to-back 20-win seasons for the first time under Semrau's direction and just the second time in program history. The season started earlier than usual for the Seminoles when the squad, including the six incoming freshmen, gathered in early August for 10 days of practice in preparation for Florida State's trip to Italy later that month. During those 10 days, the Seminoles would realize their task ahead. Not only would they have to replace the explosiveness and leadership of departing seniors Roneeka Hodges and Linnea Liljestrand, they would have to figure out a way to mesh six newcomers with nine returning Seminoles. Unfortunately, due to NCAA rules, the incoming freshmen were not allowed to travel to Italy but they were never far from the Seminoles' thoughts.

On the court in Italy, the nine returning Seminoles went 4-0 and averaged 97.8 points per game and held opponents to 47.8 points per game. There were also several strong individual performances but for Semrau and her team, off of the court proved to be just as successful. The Seminoles created memories to last a lifetime with visits to cities like Rome, Venice and Lake Como and places like The Coliseum, The Vatican and The Leaning Tower of Pisa. After 10 days of experiencing a new culture together, the Seminoles had built a bond with one another and they couldn't wait share it with the freshmen at home.

While the Seminoles felt some growing pains early in the season, they pulled together and Semrau guided them to eight wins in the final 10 regular-season games. While a fourth-place finish in the nation's No. 1 rated conference was a feat in itself, the fact that the league's top three teams were ranked in the top five in the nation and advanced to the Final Four made it even more impressive.



A third-straight trip to the NCAA Tournament awaited the Seminoles as they were matched up with Old Dominion in the first round of the Fresno Regional. The Seminoles earned their third-straight opening round victory by dispensing the Lady Monarchs, 85-75, and set up a second round match up against Stanford on its home court.

Looking to get back at the Cardinal after it knocked FSU out of the 2006 tournament; the Seminoles played their best down the stretch and pulled away for the 68-61 triumph and the school's first spot in the Sweet 16. Unfortunately, the magical run ended in Fresno as Florida State ran into a hot LSU team on its way to Final Four. The Tigers ended the Seminoles season with the 55-43 decision.

Numerous individual awards were bestowed upon the Seminoles in 2007. Senior Alicia Gladden was named Third-Team All-ACC and for the third time in four years FSU was represented on the ACC All-Freshman Team with Jacinta Monroe's selection. In addition, Gladden was chosen for the ACC All-Defensive Team for the third year in a row.

ACC accolades are nothing new for Semrau's players as FSU has been bringing home some serious hardware over the last 11 years. The latest league honors for the Seminoles give FSU 20 All-ACC awards during Semrau's tenure to go along with a pair of ACC Coach of the Year accolades (2001 & 2005).

Florida State players have garnered national attention under Semrau's watch. Following the start of FSU's current three-year NCAA run in 2005, Roneeka Hodges was named All-American. The first Semrau prodigy to earn All-America honors was Brooke Wyckoff with her Second-Team selection in 2001. Both players are currently playing professionally in the WNBA and are two of FSU's four players to be drafted into the WNBA.

As well as Florida State has done on the court during Semrau's 11 years, the student-athletes have been even more successful in the classroom. The Seminoles led all conference schools with three players on the 2007 All-ACC Academic Women's Basketball Team, but leading the way academically has been nothing new for Florida State.

Since its inception in 1998, Florida State has had 24 members on the All-ACC Academic Women's Basketball Team, which is eight more than the next closest school. In addition, since Semrau took over the program, FSU has had 65 ACC Academic Honor Roll selections, which also leads the conference.

Local basketball enthusiasts are taking note as home attendance continues to grow. In 2006-07, a record 1,119 season tickets were sold (increase of 104.6%). The average home attendance two years ago was 2,010 (increase of 48.2%), which included six games that made the Top 10 Attendance List for FSU women's basketball. Topping the chart was the record 4,732 fans that attended the FSU-Maryland game. Attendance continued to be strong last season as the Seminoles averaged 1,907 fans per game, which ranked 65th-best in the nation.

While Semrau notes the courage of the players she's had in her program, perhaps she should realize that those players were just following in her footsteps because Semrau will do just about anything for her women's basketball program.

She proved just that when she camped outside of the Donald L. Tucker Center for two days and two nights in an effort to sell 3,000 tickets for the last home game of the 2005-06 season. It's not like Semrau likes the great outdoors, but when she puts her mind to something, there's usually no stopping her.

"The thing I love most about Florida State is the people who support us," Semrau said. "It's unbelievable to be at an FSU football game with 80,000 awesome fans. I want my players, who have done so much to elevate our women's basketball program, to experience that special atmosphere," Semrau said the week of her Tents for Tickets campaign.

An area outside of the Tucker Center ticket window became a home away from home for Semrau following the Seminoles' win over Wake Forest on February 23rd. Just shortly after 2 p.m. that Saturday, Semrau and her "Tent for Tickets" campaign became victorious when she sold the 3,000th ticket. In fact, a total of 3,125 tickets were sold for the women's basketball season finale vs. nationally ranked Boston College and by game time, a then-record 3,781 fans were in attendance.

COACHES



The success of 2005-06 was just a continuation of the process by which Semrau has built the Florida State program. Prior to the 2004-05 season, Semrau introduced Phase Two of the program. While the foundation and the strength of the program would remain an unwavering commitment to the total collegiate experience, Semrau made significant changes including an attitudinal shift within the program, which was geared toward a higher level of personal responsibility, selflessness and the development of a championship mentality.

"When I arrived at Florida State seven years ago, we were winless in the ACC and had been a cellar dweller for quite sometime," Semrau explained at the time. "We had to do some things to jumpstart our program. We had a lot of courageous young people that stepped into our program who were very talented but maybe didn't have that elite level work ethic that you would hope in a contender that was year-in and year-out in the Top 20. With Phase Two, we've taken a major shift in our program to commit to a little different way of doing things."

She asked the players to "believe" in Phase Two in 2004-05 and in 2005-06, it was time for them to totally "commit" themselves to it.

Semrau also altered her own coaching style with Phase Two in order to move the program a step closer to its goals. Beginning with the 2004-05 season, Semrau made associate head coach Cori Close the offensive coordinator, assistant coach Lance White the defensive coordinator and assistant coach Angie Johnson the recruiting coordinator. The previous seven years, Semrau involved herself in every move and every decision of her

program and she felt it was time to allow her assistants to take ownership and have authority with responsibility.

"I needed to make some changes for the program's and my development's sake," Semrau said.

The results were immediate and have proven successful over the long haul with a 24-8 record and an NCAA Tournament second round appearance in 2004-05, Semrau and her staff guided the Seminoles to one of the program's most successful seasons, which earned Semrau Atlantic Coast Conference Coach of the Year accolades for the second time in her career. The honor was very deserving for not only what the team accomplished on the court, but for how Semrau helped her squad overcome a great deal of adversity.

Heading into the 2004-05 season, the team was dealing with devastating circumstances with the death of promising sophomore Ronald Pierce, a projected starter who died suddenly in early June 2004. FSU would also be without two other projected starters so entering preseason conditioning, an already fragile team was without its top six scorers from the previous season. The roster was comprised of 10 players and of the 10, only five played the season before, one was coming back from a medical redshirt season and four others had never played a single minute as a Seminole.

"There are a lot of different ways that I think this team could have gone as a result of such a tragedy occurring in our program," Semrau said. "It's been incredible to watch the strength and the character that has been built into a group of people as a result of losing someone we all loved dearly. I really believe that it's going to make a difference for us this year, not only on the basketball court as we enter into Phase Two of our program, but also as we continue on with our lives outside of basketball."

FSU defied the odds in 2004-05 and for the first time in program history, the Seminoles made a national postseason tournament appearance for a third-straight season. FSU's fourth-place ACC finish in the expanded league race was no where near what the media had predicted. At ACC Media Day, the media picked FSU to finish eighth in the 12-team

league which proved to be four spots too low. The Seminoles began the season on a mission and with a perfect 12-0 record. It was not only the best start in program history, but the most consecutive wins an FSU women's basketball team has ever strung together.

But that was just the beginning of the "firsts" Semrau would lead FSU to in 2004-05. Once the ACC season began, the Seminoles won three-straight overtime games in the same week over ranked league teams. FSU broke into the national rankings in January and spent five weeks there. It was the first time FSU had been ranked in the USA Today/ESPN Coaches Poll since December 2001 and the Seminoles earned their highest ranking ever in the poll at No. 19. When the team broke into the Associated Press rankings, it was the first time since 1990-91. In February, the team earned its 20th victory of the season. It was the first time since 1990-91 that FSU had earned 20 or more wins and just the fifth time ever in the program's history.

Semrau, herself, admits that over the years, she has grown in many ways as a head coach and in that process; she has tried to pattern her coaching philosophies after coaches that she admires and respects. One of those coaches is Florida State's very own Bobby Bowden. Sure, who wouldn't want to imitate the actions of a coaching legend? But what people may not realize is that when Coach Bowden arrived in Tallahassee in 1976, he was facing a situation that was very similar to what Semrau faced when she came to FSU in 1997. The Seminole football team had won just four games combined in the two years before Bowden arrived. The Seminole women's basketball team had won just five games and had gone 0-16 in the ACC the season prior to Semrau's arrival. Both had huge challenges ahead of them and both committed themselves to revitalizing their respective programs. Bowden's success speaks for itself. He took a football program that FSU was considering discontinuing and turned it into a national power. In 11 seasons, Semrau has taken a program from the cellar of the ACC and turned it into a program that is respected not only in the state of Florida and in the ACC, but in the nation as well.



COACHES



The daunting task that faced Semrau in 1997 when she was named Florida State's third head coach in as many years certainly would have persuaded others to run the other way, but not Semrau. She had a passion and a desire to build and she wasn't going to let anything get in her way. Now, Florida State is reaping the benefits of Semrau's determination and Florida State women's basketball is definitely back on the map. Under Semrau's direction, the Seminoles have made seven postseason appearances in the past eight years, including a program-best six straight, have been nationally-ranked and have finished in the ACC top four five times.

Over the years, Semrau has guided the program to many milestones, including defeating Clemson at Clemson in 2005 for the first time in FSU history. In fact, FSU had beaten Clemson just once in 24 tries, and not since 1992, and won 11-straight games over the Tigers prior to dropping a 72-70 thriller this past season. In 2003-04, the Seminoles earned their first victory at Virginia. Having never beaten the Cavaliers until the 2000-01 season, FSU recorded eight victories over the ACC-foe, including the program's first sweep of the Cavaliers in 2005-06. The Tribe has also become somewhat of a thorn in Duke's side over the past few years. When Semrau guided the Seminoles to an 80-74 win over the No. 2-ranked Blue Devils on February 4, 2004, it was not only the highest ranked opponent FSU had ever beaten, but it snapped Duke's 51-ACC game winning streak. In 2004-05, the Seminoles took down rival Florida, in Gainesville, snapping a 16-game losing skid to the Gators and split the series that season. It was evident that Semrau was gaining ground on turning the program around in 2000-01 when she led the Seminoles to a No. 25 final ranking with a 19-12 record, a fourth-place finish in the ACC and its first NCAA Tournament since 1990-91. It was Florida State's first winning season since 1991-92 as well as the

school's best league finish since joining the ACC in 1991. The Seminoles were the only team in the nation to defeat Duke on its home court in 2000-01, and earned their highest-ever seed in the ACC Tourney at No. 4 and advanced to the tournament's semifinals for the first time. Other firsts included defeating Virginia for the first time and FSU took two of three from the Cavaliers, including a win in the ACC Tournament. The Seminoles' win over Tulane in the NCAA Tournament marked the first time that FSU has recorded a postseason victory away from Tallahassee.

Semrau received her first Atlantic Coast Conference Coach of the Year honor by the Atlantic Coast Sports Writers Association in 2001 after Florida State's vast improvement. Semrau's philosophy in rebuilding the Florida State program has been a simple one. Semrau runs her program in such a way where players are treated as people first, students second and athletes third. It is this respect for her players that has gotten the program where it is today. Semrau's style has been embraced by all who have come in contact with her. She has won the hearts of the Florida State media, fans and most importantly, the student-athletes, which has become very evident in her recruiting success. Semrau and her staff have brought in six of the nation's top recruiting classes since their arrival. Four players have also been drafted to the WNBA under Semrau's tutelage, with Hodges becoming FSU's highest draft pick, going No. 15 overall to the Houston Comets in 2005. Former Seminole standout Wyckoff, who was drafted in 2001, just finished her seventh season in the league and helped guide the Connecticut Sun to the WNBA finals in 2005. She has spent the last three seasons with the Chicago Sky.

Her commitment to community service has also been a priority for the program. The Seminoles have performed a variety of services throughout the Tallahassee area and have been known to extend a helping hand when on the road, making visits to the Boys and Girls Club at the Coalition for the Homeless in Orlando and elementary schools in Harlem, West Chester and Wadsworth, Ohio and Martinsville, Ind., as well as the Duke Hospital in Durham, N.C.

"Anytime we can do something to help people when we're on the road, it sinks in a little deeper than even when we are in our own community," Semrau said. "It's not only important when we are in Tallahassee, but anywhere we go, there's a need."

Prior to coming to FSU, Semrau served three years as an assistant coach and recruiting coordinator at the University of Wisconsin, under Jane Albright, where she contributed to the Badgers' three-straight winning seasons and two NCAA tournament appearances, including the program's first ever back-to-back 20-win seasons. Semrau was also noted for her recruiting efforts at Wisconsin with a 1995 recruiting class that ranked eighth in the country by Blue Star Index. Semrau first joined Albright at Northern Illinois in 1991 where she assisted in leading NIU to three consecutive NCAA tournament appearances.

Prior to her hiring at Northern Illinois, Semrau served as head women's basketball coach and assistant athletic director at Occidental College in Los Angeles for four years where she compiled a 51-47 overall record.

She also coached soccer for two seasons and was responsible for the administrative duties of fundraising and promotions at the Division III institution. At Occidental, Semrau was a member of the NCAA regional selection committee and chaired the Southern California Intercollegiate Athletic Conference for women's basketball.

Semrau also worked as the public relations and promotions director for the L.A. Heat professional soccer team from 1986-87, and the public relations director for the Seattle Storm soccer team in the previous year.

A native of Seattle, Wash., Semrau is a graduate of Shorecrest High School. She went on to attend the University of Puget Sound for two years. Semrau transferred to the University of California-San Diego in 1984 where she finished her career ranking 13th in all-time scoring and fourth in all-time assists. She graduated in 1985 with a bachelor's degree in communications and received her master's degree in athletic administration from the University of Southern California in 1988.

An accomplished speaker, Semrau is a very popular guest speaker in the community as well as with alumni groups around the state. She is also active as a volunteer with various ministries. Currently she serves on the Board of Directors for the Women's Basketball Coaches Association.



COACHES



Semrau vs. All Opponents

Akron	1-0	Georgia	0-3	Ohio State	1-0
Alabama-Birmingham	2-0	Georgia Southern	1-0	Oklahoma State	0-1
Alabama State	2-0	Georgia State	1-0	Old Dominion	1-0
Auburn	0-3	Georgia Tech	11-9	Pepperdine	0-1
Austin Peay	1-0	Harvard	1-0	Richmond	1-1
Boston College	3-0	High Point	1-0	Samford	1-0
Cal State Fullerton	1-0	Hofstra	1-0	San Francisco	0-1
Central Florida	6-0	Indiana	2-0	Savannah State	1-0
Charleston Southern	1-0	IUPUI	1-0	St. Francis (NY)	1-0
Charlotte	1-0	Iowa State	0-1	St. Joseph's	1-0
Chattanooga	0-2	Jacksonville	2-0	St. John's	1-0
Chicago State	2-0	Lipscomb	2-0	St. Mary's	1-0
Clemson	11-12	Long Beach State	1-0	South Alabama	1-0
Colgate	1-0	LSU	0-3	South Florida	4-1
Connecticut	0-3	Louisiana Tech	1-2	Southeast Missouri State	1-0
Coppin State	1-0	Louisville	1-0	Stanford	1-1
Dayton	1-0	Loyola-Chicago	1-0	Stetson	1-0
DePaul	0-1	Maryland	10-10	UT-Arlington	1-0
Duke	2-21	Mercer	2-0	TCU	1-0
Duquesne	0-1	Miami	7-1	Texas A&M	0-1
East Carolina	1-0	Miami (OH)	1-0	Towson State	1-0
East Tennessee State	1-0	Mississippi	1-0	Troy	1-0
Eastern Kentucky	1-0	Mississippi State	1-1	Tulane	1-0
Fairfield	1-0	Missouri State	0-1	Tulsa	3-1
Fairleigh Dickinson	1-0	Montana	1-1	Virginia	8-15
Florida	4-9	New Orleans	1-0	Virginia Tech	5-1
Florida Atlantic	2-0	UNC-Asheville	1-0	Wake Forest	16-4
Florida A&M	2-0	North Carolina	2-16	Washington	0-2
Florida Gulf Coast	1-0	NC State	5-15	Western Carolina	2-0
Florida International	3-2	Northern Arizona	0-1	UW-Milwaukee	1-0
Fordham	5-0	North Florida	1-0	Wright State	1-0
		Oakland	2-1	Xavier	1-2

Sue Semrau Year-by-Year

Season	Overall Record	ACC Record (Place)	Postseason
1997-98	9-18	5-11 (7th)	
1998-99	7-20	2-14 (9th)	
1999-00	12-17	4-12 (8th)	
2000-01	19-12	9-7 (4th)	NCAA Second Round
2001-02	13-15	4-12 (9th)	
2002-03	17-13	8-8 (4th)	WNIT Second Round
2003-04	15-15	7-9 (5th)	WNIT Second Round
2004-05	24-8	9-5 (4th)	NCAA Second Round
2005-06	20-10	10-4 (4th)	NCAA Second Round
2006-07	24-10	10-4 (4th)	NCAA Sweet 16
2007-08	19-14	7-7 (5th)	NCAA Second Round
Totals	179-152 (.541)	75-93 (.446)	Seven Postseason Appearances



11 Years with Sue Semrau

1997-98

SUE SEMRAU is hired as Florida State's head coach — the program's third new coach in three years. The program is coming off of a 5-22 season, including a winless season in ACC play at 0-16. In her first season at the helm of the program, Sue Semrau leads Florida State to its most victories since 1992-93 (9-18) and its best ACC record (5-11) and finish since 1992-93, including its largest victory by margin over an ACC opponent (88-53 over Georgia Tech). Latavia Coleman was named Second Team All-ACC while Brooke Wyckoff was named to the ACC All-Freshman Team.

1998-99

THE SEMINOLES were 5-5 when leading scorer Latavia Coleman was lost for the season with a torn ACL and the team won just two more games the rest of the season and finished 7-20. Sue Semrau and her staff signed the No. 8 ranked recruiting class in the nation. Brooke Wyckoff was named Third Team All-ACC while April Traylor was named to the ACC All-Freshman Team.

1999-00

SUE SEMRAU LED FSU to an 12-18 record while the Seminoles played 12 games against NCAA Tournament teams and eight nationally-ranked teams. The Seminoles were competitive as seven of the team's ACC losses were by five points or less. FSU won its first round game at the ACC Tournament with a 65-60 victory over Maryland marking the first time the Seminoles had won a game in the actual tournament. Latavia Coleman scored 31 points in that game and became the first Seminoles since 1993 to earn ACC Tournament First Team honors. For the season, Coleman was named Second Team All-ACC, Brooke Wyckoff was named Third Team All-ACC and to the All-Defensive Team while April Traylor earned Honorable Mention honors. Coleman became the first Seminoles to be drafted to the WNBA as a third round selection and the 48th pick overall.

2000-01

IN SUE SEMRAU'S fourth year, she led Florida State to the program's best season in a decade. What a year it was and it started early as the Seminoles practiced 10 days in August before embarking on a 10-day European adventure to France and Switzerland where they played four games and won them by an average of 47 points. The Seminoles went on to record the program's most wins (19-12) in 10 years, advanced to the NCAA Tournament for the first time since the 1990-91 season and had their first winning season since 1991-92. FSU's 9-7 ACC record was the program's best record and finish (tied for 3rd) in league play. FSU finished ranked No. 25 nationally, the program's first national ranking since 1991. Semrau was named ACC Coach of the Year. Brooke Wyckoff was named a First Team All-ACC selection and was the first FSU player since 1992-93 to garner such status. She also earned ACC All-Defensive Team honors for the second straight season. Levys Torres and April Traylor were named Third Team All-ACC. Wyckoff was selected in the second round as the 26th overall pick in the WNBA Draft while Torres was a third round selection (37th pick).

2001-02

THE SEMINOLES once again played some of the nation's toughest opponents with five games against Top 10 opponents, 11 games total against Top 25 teams and 12 games against NCAA Tournament teams. Six of FSU's losses (13-15) were by four points or less. Tasheika Morris earned Third Team All-ACC honors. April Traylor was Honorable Mention All-ACC while Genesis Choise was named to the ACC All-Freshman Team.

2002-03

FLORIDA STATE made its second post-season tournament appearance in three years, playing in the WNIT and advancing to the second round. Sue Semrau guided the Seminoles to another winning season (17-13), the second in three years, and to a fourth-place finish in the ACC, which was rated No. 2 among 32 conferences in RPI rankings. Tasheika Morris earned Second Team All-ACC honors while Ganiyat Adeduntan garnered Honorable Mention ACC All-Freshman Team honors.

2003-04

DESPITE THE LOSS of starter LaQuinta Neely just six games into the season, Sue Semrau led the Seminoles to another WNIT appearance, marking the third postseason tournament appearance in four years and to a 15-15 record. Tasheika (Morris) Allen was named Second Team All-ACC while rookie Shante Williams earned Honorable Mention All-ACC honors and All-Freshman Team accolades.

2004-05

THE FLORIDA STATE women's basketball program suffered a tragedy with the sudden death of rising sophomore RONALDA PIERCE in June 2004. Sue

Semrau provided the strength and leadership to pull her team through the devastation and introduced Phase Two of the program which was about personal responsibility, selflessness and a championship mentality. The Seminoles flourished in the new system and established the best start in school history (12-0) on their way to the program's first 20-win season (24-8) since 1990-91. With a second round appearance in the NCAA Tournament, FSU made its third straight postseason tournament appearance and fourth in a five-year stretch. FSU spent five weeks nationally-ranked and earned its first Associated Press ranking since 1991. Semrau, who guided FSU to another fourth-place ACC finish, was recognized with her second ACC Coach of the Year award while Roneeka Hodges became the third Seminoles to earn First Team All-ACC honors. Ganiyat Adeduntan and Alicia Gladden earned Honorable Mention All-ACC recognition while Gladden was also named to the ACC All-Defensive Team. Hodges earned Kodak Region All-American honors, was a WBCA All Star and became FSU's highest WNBA Draft pick as the first player called in the second round and the 15th pick overall.

2005-06

FOLLOWING A 10-DAY tour of Italy in August in which the Seminoles went 4-0 and averaged 97.8 points per game while holding opponents to 47.8 points per game, FSU continued the success it enjoyed in 2004-05. For just the second time in program history, and first since 1990 and 1991, Florida State participated in back-to-back NCAA Tournaments as Sue Semrau guided the Seminoles to a 20-10 and a second round NCAA Tourney appearance. The Seminoles also enjoyed back-to-back 20-win seasons for just the second time in program history. The Seminoles earned their most ACC wins with a 10-4 record and another fourth-place finish. Semrau became FSU women's basketball's winningest coach by victories. Alicia Gladden earned Third Team All-ACC honors and was named to the ACC All-Defensive Team for the second straight season. Britany Miller garnered ACC All-Freshman Team honors. FSU had a lot to celebrate with the Class of 2006. The first class to lead FSU to seven or more ACC victories in four consecutive seasons, this group led the team to a record fourth-straight postseason appearance and averaged 19 wins per season which is the most in the Semrau era and second most in FSU history.

2006-07

THE 10TH SEASON under Sue Semrau couldn't have been any sweeter as her 2006-07 squad made school history. A 68-61 victory over Stanford in the second round of the NCAA Tournament sent the Seminoles to their first NCAA Tournament Sweet 16. Florida State had its magical run cut short 55-43 by LSU in the semifinals of the Fresno Regional. The Seminoles ended the season with a 24-10 record to mark the first time in school history that the program put together three-straight 20-win seasons and went to the NCAA Tournament three years in a row. Florida State cracked the top 20 of the final USA Today/Coaches Poll as its No. 19 ranking is the highest end-of-year ranking and matched the highest rating ever at any point in the season. Senior Alicia Gladden finished her career as the Seminoles' all-time leader in steals at 275 swipes on her way to her second Third-Team All-ACC selection. Rookie forward Jacinta Monroe swatted 63 balls — the third-highest total in school history — to earn her a spot on the ACC All-Freshman team. Within the league ranks, Florida State matched a program-best by finish the league ledger at 10-4.

2007-08

GOOD TIMES continued to roll along for the Florida State women's basketball program as Sue Semrau led the Noles to their fourth consecutive trip to the NCAA Tournament where they won a first round game for the fourth consecutive season. The Seminoles downed nationally-ranked Ohio State by a score of 60-49 in Des Moines, Iowa to move Semrau to a perfect 5-0 in the NCAA First Round games. FSU had an All-ACC Honorable Mention pick in Tanae Davis-Cain as well as an All-ACC Academic selection in Mara Freshour while also picking up ESPN The Magazine Academic All-District honors as well. The Seminoles began the season ranked 19th in the country and went up to a program-best No. 18 during the course of the campaign. Semrau led the Seminoles to a 7-7 mark in the ACC, which placed them in a tie for fifth place in the league. Those seven victories gave Semrau a total of 75 ACC triumphs for her career, which is the eighth-best mark in the history of the league. In addition, senior Shante Williams broke the school record for career assists with 451, after putting together three seasons in which she tallied at least 100 dishes. Semrau continued to lead FSU to in-state dominance as the Seminoles won 12 consecutive games against rivals from the Sunshine State, topped by a thrilling 50-49 victory over Miami during the final week of the regular season. Florida State was one of the top three-point shooting teams in the conference and dropped in a school-record 182 three-pointers, besting the old mark by 16. In addition to being prolific, the Seminoles were accurate from behind the arc, hitting 35.7 percent, which is the best rate since the 1988-89 squad set the record of 43.4 percent the year the three-point line was instituted. Setting the record was a team effort as seven players made at least one three pointers and five hit at least 10 three balls during the season.

COACHES



Cori Close

Associate
Head Coach
fifth Season
(UC-Santa Barbara 1993)

During her first seven years as Florida State's head coach, Sue Semrau assembled all the pieces necessary to turn the Seminoles into a perennial NCAA Tournament team. However, there was one piece that was missing. Four years ago, Semrau found the corner piece that anchors the whole puzzle together when she hired Cori Close as her associate head coach in May of 2004.

The easiest correlation between Close's arrival and Florida State's success has come in the form of an unprecedented run of four-straight trips to the NCAA Tournament and five postseason victories during that stretch. In the 21 years prior to her arrival, Florida State had only been to the Big Dance four times and won a pair of games.

One of the best offensive minds in the country, Close hasn't turned Florida State into an offensive juggernaut that strives to put triple figures on the scoreboard, but rather she has fine tuned the Seminoles into a more productive team on the offensive end of the floor. One area that has seen a dramatic improvement is the point guard position as FSU's

floor leaders have dished out 1,615 assists in the last four years, which is the best four-year production in over 20 years.

A more efficient offense has allowed for more open shots and a higher shooting percentage. Florida State has shot at least .418 from the field the last four seasons, something it hasn't done since the 1990-93 campaigns. Behind the 3-point line the Seminoles have done something they have never accomplished as for the first time in school history, they have shot .308 or better for three years in a row. In 2007-08, FSU was deadily behind the arc, draining a school-record 182 treys and hitting at 35.7% clip.

Leading the way for Florida State behind the 3-point line was Mara Freshour, who reset the school's 3-point field goal record. The junior hit 66 three balls last season - breaking Linnea Liljestrand's mark of 54 set in 2004-05 - including 10 in her last three games. She only needed 29 games to break the mark - doing it against Clemson - whereas Liljestrand set the record in 32 games. Freshour took 154 three-point attempts on the year, which rates as the

The Close File

Education:

- University of California-Santa Barbara, 1993 Bachelor's degree in sociology
- University of California-Los Angeles, 1995 Master's degree in educational administration

Coaching Experience:

- University of California-Los Angeles, 1993-95 Assistant Coach
- University of California-Santa Barbara, 1996-2004 Assistant Coach (1996-2001) Associate Head Coach (2001-04)
- Florida State University, 2004-present Associate Head Coach/Recruiting Coordinator

Playing Experience:

- University of California-Santa Barbara, 1990-93
- First-Team All-Big West Conference
- BWC Tournament MVP

fourth-most in a season. She finished the season rated fourth in the ACC at 2.00 three-pointers per game.

Another key cog in the Seminoles wheel offensively in 2007-08 was the play of guard Tanae Davis-Cain, who took over the Seminoles' featured scoring duties. She upped her average by over five points per game to 15.0 ppg. Helping this scoring onslaught was six games of 20 points or more, includ-



COACHES

ing three games in a row, which is the best run of 20-point games since All-American Roneeka Hodges put 20 up in four-straight. During the middle of the season, Davis-Cain reached double digits in 14-straight games.

For their efforts in 2007-08, Davis-Cain was named an All-ACC Honorable Mention selection and Freshour took home All-ACC Academic Team accolades.

Florida State's 2005-06 squad was one of the best offensive teams in Seminole lore. FSU scored at an impressive 71.3 points per game, which is the second-highest rate by any Seminole team since 1991-92. The team reduced its turnovers to just 471, which is the third-lowest total in school history.

As offensive coordinator, Close is responsible for developing the offensive schemes that best suit FSU's personnel. Her ability to prepare information and disseminate it to the players has been a perfect recipe for success. It's no coincidence that Roneeka Hodges was the second leading scorer in the ACC in 2004-05 with a rate of 19.2 points per game that was the highest scoring average at Florida State in over a decade. It's also probably not by chance that every player on last year's roster upped their scoring average either.

In addition to her coaching responsibilities, Close is instrumental in recruiting and coordinates the efforts of the Seminole Girls Basketball Camps. She also works closely with the Seminole Sports Marketing department in their efforts to promote the program.

Close, a lifelong resident of California, took a leap of faith when she moved across country to Florida to join the FSU program. She was content at UC-Santa Barbara, where she had spent nine seasons with the Gauchos' program, including three years as associate head coach, but there was something drawing her to Florida State and it didn't take long for her to feel right at home. Close's coaching style made an immediate impact. A demanding, detail-oriented and offensive-minded coach, she proved to be the perfect compliment to Semrau and her staff.

While at UCSB, Close had the opportunity to expand her knowledge with a wide variety of responsibilities throughout her tenure. Some of her duties included overseeing the skill development of the players, on-court offensive coaching, recruiting and scheduling for the program. Under Close's coordination, UCSB's non-conference slate turned into one of the nation's most challenging each year.

As UCSB's player development coordinator, Close significantly contributed to the mentoring, nurturing and motivating of the student-athletes which led to such achievements as a 98 percent graduation rate, seven WNBA players, 15 professional players overseas, 12 Big West Conference MVPs, nine district All-Americans and one national second team All-American. Close was also responsible for all offensive tactics, offensive instruction and game-time decisions leading to eight NCAA appearances, including three second round appearances and a trip to the Sweet 16, one NIT championship and 10 Big West regular season or tournament championships. Close also helped UCSB achieve three Top 10 recruiting classes.

Close was also instrumental in fostering support and increasing revenue for the UCSB basketball program. She developed and implemented a comprehensive marking plan, designed fundraising initiatives, coordinated speaking, community service and radio/television appearances and created the Fastbreakers

booster program. Her efforts resulted in a substantial attendance increase, which made UCSB women's basketball the largest revenue-producing program in the department of athletics.

As a player, Close was a four-year starting point guard and captained Santa Barbara's two NCAA Tournament teams in 1992 and 1993, leading both to the second round. The Milpitas, Calif., native was an All-Big West first team selection and the MVP of the conference tournament in 1993. The first player in UC-Santa Barbara history to record more than 1,000 points and 500 assists in a career, Close ranked among the top 10 in seven Gaucho career statistical categories.

Close graduated from UCSB in 1993 after majoring in sociology and was the recipient of UCSB's Distinguished Senior Award. She was a member of the Bruins' coaching staff for two seasons (1993-95) while earning a master's degree in educational administration from UCLA. On April 30, 2005, Close was inducted into the UCSB Athletics Hall of Fame.



COACHES



Angie Johnson

Assistant Coach
12th Season
(Louisville 1991)

One of the most important jobs in Florida State women's basketball program lies squarely on the shoulders of assistant coach Angie Johnson. Entering her 12th season with the Seminoles, Johnson's "get it done" personality has made her the perfect person to head up the Seminoles' recruiting efforts. Her work over the last few seasons has brought some of the best talent in the country to Tallahassee.

Johnson has seen her role with Seminole women's basketball expand with each season. She has literally been in the mix in every aspect of the program and it's her attention to detail and creativity that have made her a perfect candidate for these responsibilities. Prior to the start of the 2004-05 season, head coach Sue Semrau made some changes with the responsibilities of her staff and entrusted Johnson with a vital component of the program when she put her in charge of the recruiting efforts.

As FSU's recruiting coordinator, Johnson organizes all correspondence with prospective student-athletes, coordinates recruiting visits and travel and scours the country evaluating talent and finding those student-athletes who best fit

the Seminole program. Johnson's ability in this effort is obvious as Florida State signed six freshmen for the 2005-06 season, marking the largest recruiting class in the Semrau era. Last fall, Johnson's efforts netted the Seminoles four more highly recruited student-athletes to join the program this season. That recruiting class has been ranked as high as eighth nationally heading into the campaign.

The last four seasons have seen some of the most fruitful recruitment in school history. Each of the last four years, Florida State has brought in at least two players that were ranked in Top 100 nationally. Antonette Howard was ranked No. 41 in the 2006 class while Brittany Miller was rated as the number two center in the country when she signed with the Seminoles. Alysha Harvin was ranked the 13th-best shooting guard in the country, Jacinta Monroe was the nation's 29th-best center prospect and Courtney Ward was the 59th-best player overall and the No. 32 point guard.

The 2007 class was ranked eighth nationally by HoopGurlz.com and was one of just seven class nationally that featured a pair of Top 35 signees. Cierra Bravard was ranked No. 7 nationally and was

The Johnson File

Education:

- University of Louisville, 1991
Bachelor's degree in biology

Coaching Experience:

- Paul G Blazer High School, 1991-94
Assistant Coach
- University of Wisconsin, 1994-97
Assistant Coach
- Florida State University, 1997-present
Assistant Coach

Playing Experience:

- University of Louisville, 1987-91

tabbed as the nation's second-best post player while Chasity Clayton earned a No. 32 national ranking and was the country's No. 7 wing player. The class was rounded out by Kayli Keough who was ranked as the nation's 30th-best forward while Alexa DeLuzio is the country's 34th-best guard.

Another aspect of the team that has flourished under Johnson's watch is the Seminoles' work in the classroom. Over the years, she has worked closely with Florida State's athletic academic support staff in monitoring the academic progress of the Seminoles.



COACHES



Prior to joining the Badger staff, Johnson was the assistant basketball coach at Paul G. Blazer High School in her hometown of Ashland, Ky. She was a four-year letter winner at the University of Louisville from 1987-91. A 6-0 center,

she ranked among the U of L Top 10 in career rebounds (621) and games played (120). Johnson, who earned her degree in biology, was the recipient of the Ed Kallay Senior Award in 1991 and was a Woodford R. Porter Scholar.



Over the past several seasons, FSU women's basketball has carved its place as one of the most successful ACC schools in the classroom. The Seminoles led all conference schools with three players on the 2007 All-ACC Academic Women's Basketball Team, but leading the way academically has been nothing new for Florida State.

Since its inception in 1998, Florida State has had 24 members on the All-ACC Academic Women's Basketball Team, which is eight more than the next closest school. In addition, since 1998, FSU has had 65 ACC Academic Honor Roll selections, which also leads the conference. In 2007-08 Mara Freshour earned Academic All-ACC honors as well as ESPN The Magazine Academic All-District plaudits.

During her tenure at FSU, Johnson has worked closely with the women's basketball support club, the Hoop Troop, had oversight of the team managers and has also assisted with the design and ordering of equipment. She is also active with the Seminole Girls Basketball Camps each summer.

Johnson, like Semrau, came to Florida State in 1997 from the University of Wisconsin, where she served as the Badgers' assistant for three years. Some of her responsibilities at UW included opponent scouting, coordinating video exchange and arranging student-athletes community service. Johnson helped coach and recruit a pair of players who made it to the WNBA, two All-Americans and four All-Big Ten selections.

In her final season at UW, she also served as the team's academic liaison. Johnson was also active with the BadgerBall Booster Club, the Jane's Gem kids club and was co-director of the BadgerBall Girls Hoops Camp for two summers.



COACHES



Lance White

Assistant Coach
Sixth Season
(Texas Tech 1996)

To say that sixth-year assistant coach Lance White has had a profound impact on Florida State's defense may be one of the understatements of the decade. Considered by head coach Sue Semrau as one of the rising stars of the coaching profession when she hired him in June of 2003, White has helped Florida State rise to new heights and has brought an energy to the program that has become contagious.

Four years ago, Semrau appointed White as defensive coordinator and in this role he facilitates all aspects of the team's defensive effort, including teaching, reviewing and implementing the defensive philosophy for the program. Additional responsibilities include recruiting, film and opponent breakdown and assisting with the Seminole Girls' Basketball Camp each summer. He also works closely with coach Close on individual skill development.

Florida State had perhaps the best defensive effort in school history during the 2006-07 season as it limited opponents to 61.3 points per game – the lowest average ever by an opponent. In addition, oppos-

ing teams only shot 39.3% from the floor and 27.8% from three-point range, which are the second-lowest rates in school history. The 292 team steals were the highest total in seven years.

From 2004-05 until 2006-07, Florida State's opponent's scoring average, field goal percentage and three-point percentage have rated as three of the four lowest in school history. The 2006-07 campaign was the first time in a while that the Seminoles cracked the top half of the ACC in scoring defense, field goal percentage and three-point field goal percentage.

White's star pupil on defense for three seasons was guard Alicia Gladden. In his first year as defensive coordinator, she set a single-season school record with 101 steals. She completed her Seminole tenure as the program's all-time leader at 275 swipes and became the first player in school history to earn a trio of ACC All-Defensive Team awards.

A rising star in the White defensive system is forward Jacinta Monroe. In 2006-07 she ranked sixth in the country amongst freshmen with 63 blocked shots,

The White File

Education:

- Texas Tech University, 1996
Bachelor's degree in exercise and sports science
- Texas Tech University, 1998
Master's degree in sports administration

Coaching Experience:

- Texas Tech University, 1996-2003
Graduate Assistant (1996-98)
Assistant Coach (1998-2003)
- Florida State University, 2003-present
Assistant Coach

which is the fourth-highest single-season total in Seminole lore. She topped that effort as a sophomore when she tailed 78 blocked shots (2.36 per game), which ranked second in the ACC as well as 23rd in the NCAA.

White was well prepared when he arrived at Florida State. He came from Texas Tech where he spent 10 seasons, including seven years as an assistant coach, with the Lady Raiders' Top 10 program.

Some of White's responsibilities at Texas Tech included individual workouts, scouting reports, perimeter and post



COACHES

player development and all aspects of recruiting, including mail correspondence and recruiting visits. White also served as the academic liaison for the women's basketball team, directing study hall and monitoring academic progress while also handling player relations.

During White's tenure Texas Tech won three Big XII championships and advanced to seven-straight NCAA Tournaments, including five Sweet Sixteen and two Elite Eight appearances. He was a student assistant on Tech's 1993 National Championship team and a graduate assistant coach for two seasons before being elevated to a full-time coach.

While in Lubbock White worked with some of the best players the game has ever seen. Among the players he influenced was National Player of the Year and three Time WNBA Player of the Year Sheryl Swoopes. Another one of his pupils, Plenette Pierson, was recently named 2007 WNBA Sixth Woman of the Year.

White was active in summer basketball camps while at Tech and also coached the AAU Lubbock Lady Bulls who advanced to the National Tournament in Ogden, Utah in 1994 and in 1996, was again an AAU coach for the Lady Cardinal team. White was the co-director of the annual Wyatt/White Basketball Camp in Spur, Tex., in 1995-96. He oversaw a varsity camp, a day camp and a mini camp designed especially for kindergarten through third graders.

A 1996 graduate of Texas Tech, White earned his Bachelor's degree in Exercise and Sports Science. He went on to receive a Master's degree in Sports Administration in August of 1998. He attended Lubbock Christian University for three semesters before transferring to Tech in January of 1993. As a high school athlete in Spur, he was a three-time All-District selection, twice All-Region, and twice third team all-state choice in basketball. His high school basketball and football teams advanced to the regional round both his junior and senior years. As a basketball player, he was listed in the Spalding Top 100 basketball players in 1991.

White is an NCAA certified recruiter and member of the Women's Basketball Coaches Association. He is married to the former Melanie Smith, who added "Dr." to her name in the spring of 2004. She is a professor at Florida A&M University. The couple are the proud parents of Quentin and Vivian.



COACHES



Melissa Bruner

Director of Basketball Operations
Third Season
(Coe College 1994)

In order to ensure that everything is running smoothly away from the basketball court, Florida State needs a “coach” behind the scenes. Now in her third season with the Seminole women’s basketball program, Director of Basketball Operations Melissa Bruner has the daunting task of keeping everyone on the same page.

As the Director of Basketball Operations, Bruner has a wide range of responsibilities in all facets of the program. She coordinates all areas of team travel and is also in charge of facility usage and game management of all practices and games. She assists Head Coach Sue Semrau with scheduling and serves as the program’s liaison with the athletics department’s administration. Bruner oversees the equipment operations for the program and assists with the Seminole girls’ summer camps.

Bruner came to Florida State after serving four seasons as Assistant Athletics Director and Head Women’s Basketball Coach at Coe College in Cedar Rapids, Iowa. The Kohawks reached the IIAC Tournament all four years of her tenure and advanced to

the quarterfinals her final seasons. Bruner’s players earned six all-conference honors.

Bruner and Semrau previously worked together for two seasons at the University of Wisconsin-Madison while Semrau was an assistant coach. Bruner was Director of Women’s Basketball Operations for the Badgers for seven years where she assisted in public relations, team travel and practice arrangements.

Prior to her duties at Wisconsin, Bruner earned a master’s degree in physical education, with a concentration in athletic administration, from Ohio University in June 1995. She received her business administration and accounting degree with a minor in physical education from Coe in 1994.

As a Kohawk, Bruner earned Academic All-Midwest Conference honors in softball, basketball, tennis and volleyball. In recognition for her athletic and academic achievements, she was named a national GTE Academic All-American her senior year.

The Bruner File

Education:

- Coe College, 1994
Bachelor’s degree in business administration and accounting
- Ohio University, 1995
Master’s degree in physical education

Coaching Experience:

- University of Wisconsin, 1995-2002
Director of Basketball Operations
- Coe College, 2002-06
Head Coach/Assistant Athletic Director
- Florida State University, 2006-present
Director of Basketball Operations

Playing Experience:

- Coe College, 1990-94



COACHES

Joanna Reitz

Graduate Assistant
Second Season
(Covenant College '06)



Rapheal Harris

Graduate Assistant
Second Season
(Florida State '07)



Julie Brown

Special Projects
First Season
(Rhodes College '87)



Joanna Reitz is entering her second year as a graduate assistant with the Florida State women's basketball program after having previously worked as a student manager.

In her role, Reitz assists the coaches in every facet of the game from practice, player development, scouting, recruiting and community relations. In addition, Reitz oversees the team managers as well as the spring league. She is currently pursuing her master's degree in business administration.

Reitz started with the Seminoles as a student manager where she was greatly involved in practice and game-day operations. In addition she coordinated the Seminole Spring League and directed the Future Noles Day Camp. The last two years she has dipped into the coaching realm as a coach for the Tallahassee Parks and Recreation leagues.

Since the fall of 2006, Reitz has been actively involved with the Florida State athletics department. She worked as a volunteer with the FSU event and facility management staff as well as a tutor in the academic support department. Reitz also taught three classes, including Theory and Practice of Coaching Basketball. Excelling in the classroom is nothing new for Reitz as she earned First-Team Academic All-State honors in high school and was student body president.

Reitz played four seasons collegiately at Covenant College in Lookout Mountain, Ga. Her coach on the Lady Scots squad was Roy Heintz, who was an assistant coach at Florida State for Sue Semrau for two seasons. Reitz's single-game career high was 33 points, and she earned First-Team All-Conference Honors her senior year. She graduated Summa Cum Laude from Covenant in 2006 with a degree in natural science as well as minors in biblical studies and physical education.

During her prep days, Reitz was a stand-out player at Denver Christian High School. The Crusaders qualified for the state tournament all four years of her career and placed as high as third in 2001. A four-year starter, Reitz earned First-Team All-State honors her senior year and was a two-year all-conference selection. In addition, she played four years of volleyball and soccer.

Rapheal Harris begins his second season with the Seminole women's basketball program as a graduate assistant.

As a graduate assistant, Harris assists the coaches in every facet of the game from practice, player development, scouting, recruiting and community relations. Given his experience with the scout team, Harris is a natural to oversee that group while also working with video coordinator Tyler Cleverly on film exchange.

For the five prior seasons, Harris has been the captain of the Florida State scout team, which provides the players with a tough match-up everyday in practice. Harris honed his skills as a three-year starter for the varsity team at Osborne High School. He has gained valuable coaching experience in the Tallahassee Parks and Recreation Department as well as with an FSU club team.

In addition to his basketball duties, Harris spent this last year as an amateur sports intern for the Florida Sports Foundation. One of his biggest projects was being a logistics crew leader during the Sunshine State Games, which has approximately 6,000 participants. He was responsible for the set-up and breakdown of six competition areas as well as their operations during the event. During the summer of 2005, he gained valuable experience as an intern for the Cobb County Parks & Recreation Department.

In summer of 2007, Harris graduated from Florida State with his bachelor's degree in recreation and leisure service administration with a specialization in special events. He is currently pursuing his master's degree in sport management.

Beginning her first season with the Florida State women's basketball program as the Director of Special Projects is Julie Brown. Brown is actually in her fourth season of work with the team, as she spent the 2006-07 campaign as a graduate assistant under head coach Sue Semrau and was also a graduate assistant with the Seminoles from 1988-1990.

Brown, a 1987 graduate of Rhodes College in Memphis, Tenn., returns to Tallahassee and will handle all special projects for the team and will be in charge of the program's interns and student workers as well as team scheduling.

After leaving FSU in 1990 having complete all coursework toward a master's degree in Sport Psychology, Brown worked as an assistant coach at Hartford (1990-1992), Ball State (1992-1995) and Tulsa (1995-1997) before leaving coaching to become the National Director of Programs and then later National Director of Innovations for the Fellowship of Christian Athletes (FCA). She later represented the FCA as the network coordinator for the 2002 Winter Olympics for the Utah Games Network.

Brown came to Florida State from Salt Lake City where she earned a Master's degree in Theological Studies in 2004 from Salt Lake Theological Seminary.




COACHES



Tyler
Cleverly

Video Coordinator
Second Season
(Ball State '06)



Tyler & Courtney Cleverly

With a wealth of knowledge in video technology after years of experience in professional basketball, as well as his immeasurable enthusiasm for the sport, Tyler Cleverly was an easy selection for Florida State head women's basketball coach Sue Semrau to be the Seminole women's basketball video coordinator. Cleverly enters his second season of serving the program's video needs.

In his role with the Seminoles, Cleverly is responsible for the entire film breakdown for both Florida State and its opponents. Through his work with the XOS video editing software, coaches and players will be able to review games and practices almost immediately after their conclusion.

For the previous three years Cleverly has been a video intern for both the Indiana Pacers and Indiana Fever. With both organizations he provided breakdowns of teams' games for coaches, players and scouts as well as opponent video for the use in scouting reports.

In addition, he compiled statistical information and wrote personnel reports on opponents. To go along with his video acumen, Cleverly has hands-on experience from the coach's vantage point having coached two years while working on his undergrad and graduate degrees.

Cleverly earned both of his degrees from Ball State University in Muncie, Ind. He graduated in May of 2006 with a bachelor's degree in sport administration with a minor in foundations of management. A year later he received his master's degree in

physical education with an emphasis on sport administration. In addition to his work with the Ball State athletic department and sport administration programs he worked the 2004 Big Ten Men's Basketball Tournament.

A native of Auburn, Ind., Cleverly is married to the former Courtney Oliver. The two were wed in July of 2007.



COACHES



Erick Casto

**Equipment Manager
Second Season
(Florida State '06)**



Kailey Hath

**Graduate Assistant
First Season
(Florida State '08)**

Erick Casto is in his second season as the equipment manager for the basketball program at Florida State. He has been a valued member of the team since 2004 when he began a two-year tenure as the Seminoles' men's basketball manager - a post which prepared him well to move into his current position in 2007. He oversees the equipment operations for both the men's and women's basketball teams at Florida State.

Casto performs numerous tasks that include distribution of all team equipment to the Seminole players and coaches. Before coming to Florida State in 2004 Casto was the head basketball manager at Mississippi State University. Casto's responsibilities included overseeing the managerial staff and completing tasks for the coaching staff and member of the department of athletics. During his career at Mississippi State, Casto helped the Bulldogs earn the SEC Western Division Championship in 2003 and the SEC Championship in 2004. Mississippi State advanced to the NCAA Tournament in both seasons.

Casto was the Head Student Basketball Manager from 2000-2002 for the nationally recognized Okaloosa-Walton Community College men's basketball team. In 2002 the Raiders finished sixth in the nation at the NJCAA Tourney. While at O-W, Casto was responsible for tracking of all the inventory and equipment for the men's basketball program. In addition, Casto worked with the visiting teams and served as the team's videographer at home and on the road.

Casto earned his bachelor's degree in sport management from Florida State in 2006. Casto earned Dean's List recognition and was a member of the National Honor Society throughout his academic career.

In August of 2004 Casto and his wife, Amy, were married.

In her first season as graduate assistant equipment manger at Florida State is Kailey Hath. She will work with the Seminole basketball programs while working towards a master's degree in Sports Management.

A native of Boca Raton, Fla., where she attended Pope John Paul II High School, Hath began her athletics career during her senior year at FSU by interning with the Facilities and Event Management Department. A 2008 graduate of Florida State, she earned a bachelor's degree in sports management with a minor in communications.

She currently assists Equipment Manager Erick Casto with the total equipment operations for both the men's and women's basketball teams at FSU.



COACHES

Support Staff & Managers



Brent DiGiacomo
Seminole Athletics
Marketing



Drew Longenecker
Seminole Athletics
Marketing Assistant



Emily Schuman
Program Assistant



Patrick Martin
Ticket Manager



Mark Bresnahan
Facilities, Basketball
Training Center



2008-09 Managers

Back Row: Cory Grimes; Reese Miller; Kyle Miller; Josh Petersen; **Front Row:** Erin Boyle, Shyra Sesler, Michelle Christie

Strength & Conditioning



Dave Plettl

Assistant Strength
& Conditioning Coach
Ninth Season
(Colorado '91)

Dave Plettl, who is in his ninth year as an assistant strength and conditioning coach at Florida State, works primarily with the women's basketball and men's and women's tennis programs. He individually customizes programs for each of the athletes beginning with pre-conditioning before the season gets underway.

In the spring of 2005, Plettl, a native of Bailey, Colo., was named Master Strength and Conditioning Coach by the Collegiate Strength and Conditioning Coaches association (CSCCa). The honor is the highest given in the strength and conditioning profession and highlighted the organization's conference held in Salt Lake City.

"This is an incredible honor for Dave," CSCCa Executive Director Chuck Stiggins said. "Being named a Master Strength and Conditioning Coach signifies a commitment to student-athletes, a commitment to Florida State University athletics and a commitment to his profession. We are honored to have Dave as a member of our association. He is truly a standard bearer to all strength and conditioning coaches nationwide."

Plettl, and six other coaches who received the honor in May, joined the then-43 Master Strength & Conditioning Coaches, bringing the total number of MSCC's in the world to 50.

"Dave is so deserving of this prestigious award," FSU women's basketball coach Sue Semrau said. "His role as strength and conditioning coach for our team has played a vital role in the success of our program. His knowledge and ability to connect with people is second to none."

Plettl is a 1991 graduate of the University of Colorado, where he earned a Bachelor's degree in political science and history. He came to Florida State from the University of Texas where he served two years as an assistant strength and conditioning coach with the football, men's tennis, women's golf and rowing programs.

While at Colorado, Plettl worked as a student assistant athletic trainer his first year and then moved to the strength and conditioning staff in 1987 where he spent the next 10 years. Plettl was a student assistant/graduate assistant from 1987-92, the interim coach from 1992-93 and associate strength and conditioning coach from 1993-97. Plettl received Master specialist in Sports Conditioning from the International Sports Sciences Association in September 2001 as well as by the Collegiate Strength and Conditioning Coaches Association in May 2004.

He and his wife, the former Christa Miller, are the proud parents of daughters, Lydia Rose (6) and Rebecca Rose (3) and son Samuel (2).



COACHES

Strength & Conditioning

Building Champions

The FSU strength and conditioning program is designed to improve athletic performance through an individualized regimen of stretching, lifting, speed, power, agility and conditioning drills. The goal of the program is to maximize the on-court performance of each athlete, while reducing the risk of injury.

Physical development is critical in order to excel at the collegiate level. FSU's strength and conditioning staff is continuously researching and following the most scientifically sound and up-to-date principles of strength training to safely maximize the athletic potential of its players.

The FSU strength and conditioning staff's focus continues to revolve around building — building stronger and better athletes as well as building new facilities. This is an exciting time for the Seminole strength and conditioning program. FSU's goal is to provide the best athletes in the nation with the best resources and tools in the nation. This includes providing the most state-of-the-art facilities and equipment. Florida State's new basketball strength and conditioning facility, located in the new FSU Basketball Training Center, gives the Seminole staff the best platform to train its athletes to their full athletic potential.

The Program

“Not having a plan is planning to fail.” Conditioning for basketball must be carefully planned out, otherwise, you can make the mistake of creating bodybuilders, power lifters, marathon runners or football players. We **MUST** basketball build. The only way to basketball build is to understand the principles that govern the game itself, then apply the exercises, sets, reps and intensity that match those characteristics of the game. But before improving our physical level of play, a more important element will **ALWAYS** come first and that is the mental aspect we call **CHARACTER**.

In building better basketball players, the top priority in Florida State conditioning is that we believe character is above all else. There must be great attitude and effort before we see any success in the weight room or on the basketball court. In order to be in the greatest basketball shape of your life, intense training is needed, not just at given times, but over time. Commitment and toughness are the necessary traits that our players need for continual improvement. Only by character, can we reach the highest level of conditioning.

As for the physical aspect of conditioning, at Florida State we will train all five aspects of conditioning: speed, strength, agility, endurance, and flexibility. However, in any sport, especially basketball, speed is king. Each aspect of conditioning has to point toward building speed. Speed is seen in sprinting, jumping and changing directions, which are critical to the game of basketball. Strength by itself creates a stronger player, but also a slower one. The man who can bench 500 pounds and squat 700 pounds can never run fast enough or jump high enough to compete at the higher levels of basketball. Strength is important, but **ONLY** when it gives birth to speed.

Another example is endurance. Endurance by itself will allow you to run longer but it will not increase your speed, thus you may be fresh after the game, but you got beat during it. The plan has to be that you train all of these areas so that you can be explosive, not only for a given effort, but for the whole game, and then the whole season.

We attack our basketball conditioning training at Florida State by executing exercises that tax the nervous system, energy system and the muscles exactly like the game itself. The program must implement fast, quick and intense exercises so that it transfers to the game. When the program is executed over time, day-after-day, week-after-week, month-after-month, and finally, year-after-year, the end result is you have a highly trained basketball machine.

The Seminole Basketball Strength and Conditioning Facility

The basketball strength and conditioning facility, located on the second floor of the Florida State Basketball Training Center, is a 2,300 square foot complex that includes state of the art aerobic and basketball-specific weight training equipment as well as a state of the art sound system. The facility is placed right next to the Seminole training room and just across the hall from the basketball practice floor. Strength coach Dave Plettl's office is located within the area making him very accessible to not only the athletes who are working out in the facility, but the players who are conditioning and practicing on the court as well.

“This basketball facility has been created in such a way where it gives each athlete a chance to train in *any* way,” Plettl said. “It's got state of the art equipment which allows us to apply every single principle possible to get kids faster, stronger and better. I'm very excited about it. It's just for basketball and not very many programs have the luxury of having its own strength and conditioning facility.”



Athletic Training



Cheryl Pfeil

Assistant Athletic Trainer
Third Season
(Florida State '01)



While Cheryl Pfeil is in her third season as the athletic trainer for the women's basketball team, she is no stranger to Florida State athletics. She has been involved in athletic training at Florida State in some capacity for nearly a decade.

A 2001 FSU graduate, Pfeil was on the sideline as an athletic student trainer during two national championship football games and worked with five different sports in four years of service the FSU training room, including one season with the women's basketball program. After graduation with a bachelor's degree in Exercise Science, Pfeil moved on to Louisiana State University in Baton Rouge, La., where she held the position of graduate assistant athletic trainer for two years. In her time with the Tigers, Pfeil worked with the football and women's volleyball programs while obtaining her master's degree in Sport Pedagogy.

Pfeil began her second stint at Florida State in 2003 as an assistant athletic trainer. She had the responsibility of coordinating the move of all sports medicine staff and assets from the old facility to the new athletic center and was also responsible for the oversight of all athletic training operations. In 2004,

she was named medical coordinator for the first and second rounds of the NCAA Women's Basketball Championship held in Tallahassee.

Pfeil left FSU for a brief time to pursue a career in medical equipment sales but returned to Florida State in September. She is a NATABOC Certified Member, an Approved Curriculum Instructor, an American Red Cross Professional Rescuer and an Athletic Trainers' Association of Florida Member.

A native of Conyers, Ga., Pfeil, 27, and is married to Jake Pfeil, also an assistant athletic trainer at FSU.

TEAM PHYSICIANS



DR. BOB ORSILLO
 Team Optometrist



DR. KRIS STOWERS
 Team Physician



DR. WILLIAM THOMPSON
 Team Physician



DR. JOHN VAN TASSEL
 Team Chiropractor

COACHES

Athletic Training

THE SEMINOLE BASKETBALL ATHLETIC TRAINING FACILITY

Although the basketball athletic training facility is considered a “satellite” training room, the 1,400 square foot area can stand on its own. Located on the second floor of the Florida State Basketball Training Center, the basketball athletic training facility is fully equipped and operational.

The facility, used solely for the men’s and women’s basketball programs, includes rehabilitation equipment, medical supplies, taping supplies, doctor’s equipment, four whirlpools, six treatment tables, a taping table and six stim machines. It is placed right next to the Seminole strength and conditioning facility and just across the hall from the basketball practice floor. Women’s Basketball Athletic Trainer Cheryl Pfeil has an office located within the facility.



Michelle Quinn
Student Athletic
Trainer

An athlete can expect to receive the best care and treatment possible with the athletic training team at Florida State University. Prior to competition, all FSU student-athletes undergo screening in order to detect any potential injuries. If

a problem is detected, the athlete may be placed on a preventative care system, which may include any kind of treatment from icing to rehabilitation.

Though the prevention of injuries is the main objective, some injuries are unavoidable. Rehabilitation is another component of the Florida State training room. The FSU athletic training staff will work with the athlete and provide an intense rehabilitation schedule that will allow the athlete to successfully rehabilitate after an injury. Some injuries and illnesses may be referred to the Seminole team physicians at the Tallahassee Orthopedic Center, that, for many years, have worked in conjunction with the FSU athletic training staff in successfully rehabilitating athletes after an injury.





PLAYER BIOS

PLAYERS

#20 Tanae Davis-Cain



5-11 • Guard • Senior
Dawson, Ga.
(Terrell County H.S.)

Career Highs

Points:28 at Ga Tech (2/3/08)
Rebs: 9 (Twice)
Block:3 vs. La Tech (3/18/06)
Assists:.....4 at Virginia (2/10/07)
Steals:4 (Four times)
TOs: 6 vs Miami (2/28/08)
FGM: 11 at UNC (2/17/08)
FGA: 26 vs. Ohio St (3/22/08)
3FGM: 6 at Ga Tech (2/3/08)
3FGA: 10 at Florida (11/23/07)
FTM:9 at Virginia (2/10/07)
FTA 10 at Virginia (2/10/07)
Minutes:39 (Twice)

2007-08 Season:

An All-ACC Honorable Mention selection ... Second in school history with 121 3-pointers ... Was the team's leading scorer, tallying 15.0 points per game ... Rated fifth on FSU single-season 3-point list with 49 treys and was tied for fifth with 144 attempts ... Reached double figures in the 16 of her last 20 games ... Put up a career-high 28 points at Georgia Tech (2/3) ... Nailed a personal-best six 3-pointers versus the Yellow Jackets ... Poured in 27 points at Florida (11/23) ... Tied career-bests with 10 field goals against the Gators ... Tacked 27 points on Ohio State (3/22) in the First Round of the NCAA Tournament, including five 3-pointers, while grabbing seven rebounds ... Attempted 26 field goals versus the Buckeyes, which was the 2nd-most attempts by a player in a single-game during the year in the entire ACC ... Scored eight points versus Oklahoma State in the Second Round of the Big Dance ... Scored 25 points at No. 3 North Carolina (2/17), while also pulling in seven rebounds

and posting three steals ... Posted 20 points at Virginia (12/10) in setting career highs with a 9-of-10 ledger at the free throw line plus four assists and a career-high tying five steals ... Scored 15 points with four rebounds, two assists and two steals against No. 15 Duke (3/7) in the ACC Tournament ... Recorded 16 of her 20 points against Boston College (2/21) in the first half ... Scored 14 points - including a career-best 6-of-6 at the free throw line at Clemson (1/20) ... Scored 14 of her 17 points in the second half versus Wake Forest (3/6/08) while also tallying five rebounds, three assists and two steals ... Posted 17 points - including 15 in the second half - versus NC State (2/7) ... Nailed a three-pointer in overtime at Miami (1/24) that was the eventual game winner ... Scored 10 points and had four rebounds against the Hurricanes ... Recorded 18 points and 9 rebounds at Florida Gulf Coast (11/9).

2006-07 Season:

Set a single-season school-record with 181 3-point attempts ... Had a



PLAYERS

team-high 52 3-pointers, which is the third-highest single-season total in school history ... Ranked 10th in the ACC at 1.58 3-pointers per game and went up a spot during conference games with 1.57 per game ... Played in 33 games with 25 starts and averaged 9.2 points, third on the team and 3.2 rebounds per game ... Scored 24 points to lead the Seminoles in the victory over Old Dominion (3/17) in the first round of the NCAA Tournament ... Hit four 3-pointers against ODU, tying the FSU record for threes in a tournament game ... Scored in double figures 13 times and had three 20-plus point games - SE Missouri State (21), Tulsa (22) and Old Dominion ... Led the team in scoring four times and rebounding once ... Grabbed a career-high nine rebounds vs. Georgia (1/21) ... Made at least one three-pointer in 27 games and multiple threes in 15 games ... Hit a career-high five three-pointers in the win at South-east Missouri State (11/17).

2005-06 Season:

Played in all 30 games, including three starts ... Hit 20 three-pointers which was third on the team ... Top 10 amongst ACC rookies for scoring, free throw percentage and 3-point percentage ... Reached double figures in nine contests, including a season-high 15 vs. Washington (11/20) as part of her 5.5 ppg scoring average ... Hit two big three-pointers in the NCAA Tournament as part of her 10 points in the win over Louisiana Tech (3/18) ... Scored nine points at No. 6 Maryland (1/16) and 10 points off of the bench at No. 2 Duke (1/5) in a season-high 24 minutes ... Attempted a season-high 14 field goals against Lipscomb (12/30) ... Scored 13 points vs. Georgia Southern (11/18) in her collegiate debut ... Made a season-high three, 3-pointers in the Xavier game (12/21) ... Had a season-high five rebounds in the Mississippi State, Fordham and Georgia Tech wins.

High School:

Averaged 16.2 points, 4.2 rebounds and 2.1 assists per game ... Named the 2005 *Albany Herald's* All-Area Girl's Basketball Player of the Year as well as first team all-area ... 2A all-state honorable mention selection in 2004

... Was an All Star Girls Report All-America Camp Upperclass All-Star and ranked 28th by AGS ... Earned most outstanding player and leading rebounder awards ... Outstanding athlete who was a letter winner in basketball (4 years), golf (4 years), cross country (3

years) and softball (3 years) at Terrell County.

Personal:

Born June 7, 1987 ... Majoring in criminology.



Career Statistics

YEAR	G-GS	MPG	FGM-FGA	PCT	3FG-3FGA	PCT	FTM-FTA	PCT	REB-AVG	PF-DQ	AS	TO	BK	ST	PTS-AVG
2005-06	30-3	16.0	63-158	.399	20-70	.286	18-26	.692	67-2.2	54-0	23	31	3	17	164-5.5
2006-07	33-25	29.5	118-334	.353	52-181	.287	16-23	.696	105-3.2	72-1	34	49	7	30	304-9.2
2007-08	24-23	29.9	135-336	.402	49-144	.340	42-59	.712	111-4.6	70-4	26	55	7	37	361-15.0
TOTAL	87-51	24.9	316-828	.382	121-395	.306	76-108	.704	283-3.3	195-5	83	135	17	84	829-9.5

PLAYERS

#10 Mara Freshour



6-1 • Guard • Senior
Nashville, Ind.
(Brown County)

Career Highs

Points: ...25 vs. Fordham (3/1/07)
Rebs: 12 vs. Ohio St (3/22/08)
Blocks: 2 (Four times)
Assists: 8 at Texas A&M (12/6/07)
Steals: 4 vs. Clemson (2/22/07)
TOs: 7 vs. LSU (3/24/07)
FGM: ... 10 vs Fordham (11/20/07)
FGA: 20 at Maryland (2/28/08)
3FGM: 5 (Four times)
3FGA: ... 11 at Maryland (2/28/08)
FTM: 9 at Indiana (11/30/07)
FTA: 11 at DePaul (11/30/07)
Minutes: 43 (Twice)

2007-08 Season:

A Second Team member of the ESPN The Magazine Academic All-District III Team ... Also received All-ACC Academic Accolades ... Member of the ACC Academic Honor Roll ... Owns the school record for career free throw percentage with a mark of 82.6% (158-194) ... Also ranks as the 12th-best mark in the ACC record book ... Second in FSU history, ninth in ACC lore with a 39.9 career 3-point percentage (117-293) ... Third in school history with 117 3-pointers ... Set the single-season Florida State record with 66 treys and is rated fourth with 154 3-point attempts ... Her blazing 42.9% 3-point field goal percentage was tops in the ACC, and ranked 14th nationally while also being the second-best mark in the history of the program ... Second on the Florida State single-season free throw percentage chart at 82.6%, hitting 90-of-109 charity tosses ... Was second in the ACC and 56th in the NCAA in free throw percentage ... Named to the DePaul Invitational

All-Tournament Team ... Member of the FIU Fun & Sun Classic All-Tournament Team after scoring 20 points against No. 7 Georgia ... Scored 20 points six times, including two of her last four games: 23 at No. 4 Maryland (2/24) & 23 versus Clemson (3/1) ... Reached double figures scoring in 20 games ... Was the only player on the team to start all 33 games ... Recorded her first collegiate double-double with 15 points and 10 rebounds at UAB ... Added two steals and one block against the Blazers ... Added her second double-double with 14 points and a career-high 12 rebounds against Ohio State (3/22) to go along with three steals as well as a trio of assists ... Scored a career-high 25 points against Fordham (11/20) on a personal-best 10 field goals while equaling her best of five 3-pointers ... Put up 21 at Indiana (11/30) while connecting on a career-high nine free throws against the Hoosiers ... Led the team with 20 points while tying a career high with 43 minutes played against #13 Oklahoma



PLAYERS

State (3/24) in the NCAA Tournament Second Round... Matched an ACC Tournament-high with 18 points versus No. 11 Duke (3/7/08) and nailed a trio of 3-pointers with four rebounds and three assists in 40 minutes of play ... Set a personal-best with eight assists at Texas A&M (12/6) ... Shot 6-of-9 from the field, including four 3-pointers, as part of her 18-point performance against Wake Forest (1/17) ... Was a perfect 8-for-8 at the free throw line at Virginia Tech (01/06), which was tied for the third-best performance in the ACC during the year.

2006-07 Season:

Made the move to point guard after seeing action off the bench as a two-guard her freshman season ... Averaged a team-high 33.4 minutes of play per game, which ranked seventh in the ACC ... Started 33-of-34 games played ... Ranked second on the team, 11th in the ACC, in assists per game at 3.2 and her 1.24 assist-to-turnover ratio was eighth in the league ... Led the team with an .815 free throw percentage, which is the fourth-highest single-season rate in school history ... That mark climbed to .816 during conference games, which ranked seventh ... More than doubled her scoring average from her freshman season, jumping up to 7.4 ppg., which was sixth on the team ... Scored in double figures in 13 games, including both First and Second Round NCAA Tournament games ... Notched a career-high 18 points, including a career-high five 3-pointers, and added four rebounds as well as six assists in the ACC Tournament win over Wake Forest (3/1) ... Had a career-high six assists in seven games, including the NCAA Tournament win over Old Dominion (3/17) ... Second on the team with 36 3-pointers ... Reached 15 points three times, including the win at Boston College in which she scored all 15 in the second half ... Pulled down a career-high 10 rebounds versus Fairfield (12/2) ... Led the team in scoring four times and rebounding once ... ACC Honor Roll Member.

2005-06 Season:

Played in all 30 games, including two starts ... Scored in double

figures off the bench in three games ... Snagged a season-high eight rebounds to go with 12 points at FAU (12/17) ... Among conference rookies, she was third in 3-point percentage and fifth in free throw percentage ... Scored eight points and grabbed five rebounds at Miami (2/9) ... Had the best game of her first year with a team-high 16 points in the win over UCF (12/4), including four 3-pointers ... Drained a trio of 3-pointers as part of her 13 points against Tulsa (12/6) ... Averaged 13.7 minutes played per game ... One of four players on the team with at least 15 3-pointers ... ACC Honor Roll Member.

High School:

Three-time *Street & Smith's* Honorable Mention All-American ... Earned 2005 *Louisville Courier*

Journal First Team All-State and Associate Press Second Team All-State honors ... Named 2005 Indianabball.com Second Team All-State ... 2005 Indiana All-Star and a 2004 Indiana Junior All-Star ... 2004 16U AAU All-America selection ... Four-time all-state and all-conference selection ... Averaged 18.0 points, 5.0 rebounds and 5.0 assists per game in her career ... Named basketball MVP all four years ... Led the Eagles to the conference title her senior year ... Four-year letter winner in both basketball and tennis ... Earned all-conference honors in tennis as a sophomore and junior ... Achieved honor roll status all four years.

Personal:

Born April 22, 1987... Majoring in sport management.



Career Statistics

YEAR	G-GS	MPG	FGM-FGA	PCT	3FG-3FGA	PCT	FTM-FTA	PCT	REB-AVG	PF-DQ	AS	TO	BK	ST	PTS-AVG
2005-06	30-2	3.7	27-69	.391	15-35	.429	15-20	.750	72-2.4	15-0	27	22	8	14	84-2.8
2006-07	34-33	33.4	81-224	.362	36-104	.346	53-65	.815	106-3.1	36-0	109	88	6	29	251-7.4
2007-08	33-33	34.9	132-340	.388	66-154	.429	90-109	.826	166-5.0	43-0	71	72	2	27	420-12.7
TOTAL	97-68	27.8	240-633	.379	117-293	.399	158-194	.814	344-3.5	94-0	207	182	16	70	755-7.8

PLAYERS

#1 Angel Gray



5-9 • Guard • Junior
Stone Mountain, Ga.
(Stone Mountain HS)

Career Highs

Points: ... 8 at DePaul (11/16/07)
 Rebs: 5 (Twice)
 Blocks: 1 vs. FIU (11/17/07)
 Assists: 4 (Twice)
 Steals: 3 (Three Times)
 TO: 6 vs. Oakland (11/19/06)
 FGM: 4 at DePaul (11/16/07)
 FGA: 5 at DePaul (11/16/07)
 3FGM: N/A
 3FGA: 1 at Ga Tech (2/3/08)
 FTM: 4 (Twice)
 FTA: 8 vs. Fairfield (12/2/06)
 Minutes: 27 (Three Times)

2007-08 Season:

Started the first game of her collegiate career against Fordham (11/20) ... Scored a career-high eight points on 4-of-5 shooting at DePaul (11/16) ... Grabbed a career-high six rebounds in her NCAA tournament debut versus Ohio State (3/22) ... Tied a career-high with 27 minutes played against the Buckeyes ... Was credited with five rebounds against FIU (11/17) ... Had a pair of rebounds in five ACC contests ... Averaged 1.0 points and 2.0 rebounds per game ... Dished out 15 assists and had 12 pilfers.

2006-07 Season:

Averaged 18.2 minutes per game off the bench which was leading all four freshmen ... Scored in 11 games, averaging 3.0 points and 2.3 rebounds per game ... Played a season-high 27 minutes vs. Fairfield and played 20 or more minutes in seven games ... Tied her career-high with six points at Washington (12/17) ... Scored six

points and dished out a career-high four assists at Fordham (11/14) ... Tied her career-high with four assists vs. East Carolina (12/3) ... Had a season-high five rebounds in the win over Florida (11/24).

High School:

Rated among the class of 2006's Top 100 players in the nation by All-Stars Girls Report ... Named *Street & Smith's* Honorable Mention All-American ... 4 Shot Hoops Second Team All-State honoree ... Ranked second in DeKalb County with 17.3 points and 4.7 steals per game and in free throw percentage at 75 percent ... Finished her career with 1,765 points ... Nominated for the WBCA All-American game and played in the North-South Georgia All-Star and East-West Metro Atlanta games ... Three-time recipient of the Naismith Team of the Month Award ... Earned team's Most Valuable Player award for three straight seasons ... Selected



PLAYERS



as the 2004-05 Dekalb County Player of the Year ... Pegged as the Atlanta Journal Constitution's Class 4A Player of the Year in 2004-05 ... Team captain all four years ... Selected to the End of the Oregon Trail All-Tournament Team as a member of the GA/Lina 76ers AAU team.

Personal:

Born December 9, 1987... Majoring in sport management.

Career Statistics

YEAR	G-GS	MPG	FGM-FGA	PCT	3FG-3FGA	PCT	FTM-FTA	PCT	REB-AVG	PF-DQ	AS	TO	BK	ST	PTS-AVG
2006-07	13-0	18.2	10-26	.385	0-0	.000	19-32	.594	30-2.3	12-0	15	25	0	9	39-3.0
2007-08	22-4	14.2	13-28	.464	0-3	.000	16-23	.696	44-2.0	23-0	15	26	1	12	42-1.9
TOTAL	35-4	15.7	23-54	.426	0-3	.000	35-55	.636	74-2.1	35-0	30	51	1	21	81-2.3

PLAYERS

#2 Alysha Harvin



5-10 • Guard • Junior
Dania, Fla.
(South Broward)

Career Highs

Points: . 16 vs. Va Tech (1/6/07)
Rebs:7 (Twice)
Blocks: 1 (Six Times)
Assists: 5 at W. Forest (2/25/07)
Steals: ... 5 vs. Ala St. (12/16/07)
TO: 6 at Clemson (1/20/07)
FGM: 7 vs. Va Tech (1/6/07)
FGA: 13 (Three Times)
3FGM:2 (Five times)
3FGA: 6 vs. Samford (12/27/07)
FTM:8 (Twice)
FTA:10 (Twice)
Minutes: 32 vs. Samford
..... (12/27/07)

2007-08 Season:

Recorded a career-high 16 points against Virginia Tech (01/06) ... Also knocked down a personal-best seven field goals and equaled a career-high with seven rebounds against the Hokies ... Put up 11 points, four rebounds and two assists in back-to-back games against Boston College (2/21) and at #4 Maryland ((02/24) ... Scored 15 points in her first game of the season against Alabama State (12/16) ... Put up 13 points on 6-of-9 shooting and five rebounds against Clemson (3/1) ... Set a career-high with four steals against the Hornets ... Notched 14 points, on 6-of-8 shooting, against Wake Forest (1/17) ... Tossed in 13 points, including a pair of 3-pointers at Georgia Tech (2/3) ... Tied a career-high by hitting 8-of-10 from the free throw line at No. 3 North Carolina (2/17) ... Notched 14 points against No.

11 Duke (3/7) in the quarterfinals of the ACC Tournament ... Reached double figures with 11 points off the bench against Boston College (2/21) ... Also had four rebounds, two assists and two steals versus the Eagles ... Posted 13 points with a block and a steal in her return to South Florida against Hofstra (12/30) in the FIU Fun & Sun Classic ... Averaged 8.3 points and 3.7 rebounds per game.

2006-07 Season:

Played in all 34 games and started the last five games of the season ... Averaged 4.3 points and 2.0 rebounds per game ... Came on strong toward the end of the season and averaged 6.8 ppg. in the final 13 games ... Scored a career-high 12 points in the regular-season finale at Wake Forest (2/25) ... Played a career-high 31 minutes vs. Wake Forest (3/1) in the ACC Tourna-



ment during her first career start ... Recorded double-digit scoring six times and FSU went 5-1 in those games ... Second on the team in free throw percentage at .774 ... Had 10 points and a career-high seven rebounds at Boston College (1/4) ... Hit 12 3-pointers which ranked third on the team.

High School:

2005 *Street & Smith's* Honorable Mention All-American ... Named the South Florida Sun-Sentinel Class 6A-5A-4A Player of the Year ... 2006 *Orlando Sentinel* All-South Honorable Mention and 6A All-State First Team selection ... Averaged 22 points, 10 rebounds and five assists her senior season ... Rated No. 13 among shooting guards across the country by All Star Girls Report ... Ranked No. 4 among the Top 40 players in the state of Florida by FloridaHoops.com ... Averaged 18.0 points, 10.0 rebounds and 5.0 assists per game as an All- Broward County First-Team selection in 2004-05 ... Garnered adidas Top 10 Camp Underclass All-Star honors in 2004 ... Also a track and cross country standout ... Was teammates with Jacinta Monroe on the Hollywood Suns AAU summer team.

Personal:

Born August 30, 1988 ... Majoring in social science... Nickname is Lee-lee.



Career Statistics

YEAR	G-GS	MPG	FGM-FGA	PCT	3FG-3FGA	PCT	FTM-FTA	PCT	REB-AVG	PF-DQ	AS	TO	BK	ST	PTS-AVG
2006-07	13-0	18.2	10-26	.385	0-0	.000	19-32	.594	30-2.3	12-0	15	25	0	9	39-3.0
2007-08	22-4	14.2	13-28	.464	0-3	.000	16-23	.696	44-2.0	23-0	15	26	1	12	42-1.9
TOTAL	35-4	15.7	23-54	.426	0-3	.000	35-55	.636	74-2.1	35-0	30	51	1	21	81-2.3

PLAYERS

#50 Jacinta Monroe



6-4 • Forward • Junior
Fort Lauderdale, Fla.
(Stranahan H.S.)

Career Highs

Points: 23 vs. UAB (11/12/07)
Rebs: 21 vs. UAB (11/12/07)
Blocks: 7 vs Ala State (12/16/07)
Assists: 2 (Twice)
Steals: 3 (Twice)
TOs: 4 (Three Times)
FGM: 10 vs. UAB (11/12/07)
FGA: 14 (Twice)
3FGM: 1 at NC State (2/5/07)
3FGA: 2 (Twice)
FTM: ... 10 vs. W. Forest (3/1/07)
FTA: 11 vs. W. Forest (3/1/07)
Minutes: ... 38 at Miami (1/24/08)

2007-08 Season:

Tied a school record by shooting a perfect 9-of-9 from the field against Florida Gulf Coast (11/9) ... Did not miss a field goal in four different games ... Fell one blocked shot short of tying the single-game school record with seven swats against Alabama State (12/16) ... Had 78 blocks, which is second on the FSU single-season chart ... Was second in the ACC and 23rd in the country at 2.4 blocks per game ... Second in school history with 141 blocked shots ... Tied a career-high with 23 points in the season-opener at Florida Gulf Coast (11/9) ... Recorded her first double-double of the season - the sixth of her career - with 13 points and 10 rebounds against North Florida (11/11) ... Second double-double was 11 points and 10 rebounds at Clemson (1/20) ... Recorded her

first postseason double-double with 14 points and 13 rebounds in the second round against Oklahoma State (3/24) ... Put back the game winner at the buzzer against Samford (12/27) ... Also scored 17 points and grabbed nine boards versus the Bulldogs ... Scored 21 points, including a season-best 7-of-9 at the free throw line, and grabbed eight rebounds as well as four blocks at Miami (1/24) ... Had 15 points and eight rebounds in the victory against Virginia Tech (1/6) ... Notched 12 points, five boards and had two steals vs. Wake Forest (1/17) ... Recorded 15 points, nine rebounds and four blocks against Virginia (1/26) ... Scored 10 points with seven rebounds and two blocks and steals against Wake Forest in the ACC Tournament (3/6) ... Reached double figures in 18 of 33 games ... Grabbed five or more





PLAYERS

rebounds in 24 games ... Swatted two or more shots in 23 contests ... Finished the season with a 10.2 ppg average, which was the 28th-best mark in the ACC.

2006-07 Season:

Named to the ACC All-Freshman Team ... Three-time ACC Rookie of the Week honoree ... Led the team with 63 blocks, which is the fourth-highest single-season total in school history ... Cracked the single-season Top 10 list with a .539 (111-of-206) shooting percentage ... Among the league leaders for blocks (4th - 1.85), field goal percentage (6th - .539) and rebounding (20th - 6.0) ... Her 1.85 blocks per game was tops by an ACC rookie and the sixth in the country within the freshmen ranks ... Also on the ACC rookie charts for points (third), rebounding (third) and field goal percentage (second) ... Fourth during conference games at 1.86 blocks per game and seventh with a .500 field goal percentage ... Averaged 8.1 points and was second on the team at 6.0 rebounds ... Played in all 34 games and started 14 games, including 10 ACC contests ... Had a career-high five blocks in the win over Old Dominion (3/17) during the Big Dance which is the most by a Seminole in an NCAA Tournament game ... Produced one of the best debuts in school history with 23 points on 10-of-13 shooting and 21 rebounds, the highest single-game total in the ACC, against UAB (11/12) ... Had five double-doubles, including 16 points and 10 rebounds vs. Wake Forest (3/1) in the ACC Tournament ... Scored in double figures 14 times and led the team in scoring twice, including 15 points vs. LSU in the Sweet Sixteen (3/24) ... Led the team in rebounding eight times.

High School:

Named the 2006 Gatorade Florida Girls' Basketball Player of the Year ... 2005 AAU 16U All-American and Street & Smith's Honorable Mention All-American in 2005 ... Earned Florida Sports Writers Association Girls' 5A All-State honors in 2006 (first team), 2005 (third team) and 2004 (second team) ... Averaged 20.6 points, 15.9 rebounds, 8.5 blocks and 4.4 steals in 2005-06 ... Rated No. 29 among centers across the country by All Star Girls Report ... One of three Broward County athletes recognized by *SchoolSports Magazine* for accomplishments in 2005-06 and among six from the Miami-

Dade/Broward area selected to be part of the Athlete of the Year issue ... Three-time First-Team All-Broward County selection ... Ranked No. 1 among the Top 40 players in the state by FloridaHoops.com ... 2006 *Orlando Sentinel* All-South Honorable Mention selection ... Averaged 24.7 points, 18.1 rebounds and 2.6 assists per game as a junior ... Also competed in volleyball and track ... Played on the same Hollywood Suns AAU team as fellow Seminole Alysha Harvin.

Personal:

Born September 4, 1988... Majoring in criminology.



Career Statistics

YEAR	G-GS	MPG	FGM-FGA	PCT	3FG-3FGA	PCT	FTM-FTA	PCT	REB-AVG	PF-DQ	AS	TO	BK	ST	PTS-AVG
2006-07	34-14	20.0	111-206	.539	1-5	.200	53-82	.646	204-6.0	84-2	16	45	63	27	276-8.1
2007-08	33-19	23.0	135-228	.592	0-1	.000	67-113	.593	203-6.2	86-0	10	41	78	27	337-10.2
TOTAL	67-33	21.4	246-434	.567	1-6	.167	120-195	.615	40-6.1	170-2	26	86	141	54	613-9.1

PLAYERS

#4 Cayla Moore



6-2 • Forward • Junior
Albany, Ga.
(Westover)

Career Highs

Points: 13 vs. FIU (11/17/07)
 Reb: 11 (Twice)
 Blocks: 2 at Clemson (1/20)
 Assists: 1 (Four Times)
 Steals: 3 vs. Fordham (11/20/07)
 TO: 5 at FGCU (11/09/07)
 FGM: 6 vs. FIU (11/17/07)
 FGA: 9 vs. FIU (11/17/07)
 3FGM: N/A
 3FGA: N/A
 FTM: 3 vs. Clemson (3/1/07)
 FTA: 7 vs. Clemson (3/1/07)
 Minutes: 25 vs Fordham
 (11/20/07)

2007-08 Season:

Grabbed a career-high 11 rebounds in the win at UAB (12/20) ... Equaled that rebound number to go along with six points and two blocks at Clemson (1/20) ... Also scored seven points and had a pair of steals against the Blazers ... Reached double digits for the first time in her career with 13 points against Florida International (11/17) ... Got the starting nod for the first time as a Seminole against the Panthers ... Snagged a game-high nine rebounds vs. No. 11 LSU (1/3) ... Pulled in nine rebounds versus Fordham (11/20) ... Set a career-high with seven free throw attempts against Clemson (3/1) ... Grabbed eight or more rebounds in four games ... Averaged 3.5 points and 4.1 rebounds per game with 24 steals.

2006-07 Season:

Redshirt freshman who played in 10 games ... Played nine minutes at Mississippi State (11/30) and had five rebounds, a block and made her only shot attempt ... Had four points, six rebounds and an assist in a season-high 15 minutes at Fordham (11/14).

2005-06 Season:

Sat out the season as a redshirt.

High School:

Three-year Honorable Mention All-State selection ... Named Honorable Mention All-Area by the *Albany Herald* in 2005 ... Earned Herald All-Region and All-Metro honors in 2004 ... Was regarded as one of the Top 50 power forwards in the nation by All Star Girls Report ... AGS All-America Camp Upperclass All-Star ... Earned Westover's Most Improved and Best Rebounder awards during her career ... Helped team to at least 20 wins in each of her four seasons ... Lettered four years in basketball and track and field ... Won shot put at the Class 3A state competition in 2004 with a throw of 37'2" and was the region runner-up in both the high jump and 100 meter hurdles.

Personal:

Born December 11, 1986... Majoring in social science.





PLAYERS



Career Statistics

YEAR	G-GS	MPG	FGM-FGA	PCT	3FG-3FGA	PCT	FTM-FTA	PCT	REB-AVG	PF-DQ	AS	TO	BK	ST	PTS-AVG
2006-07	10-0	5.2	3-4	.750	0-0	.000	0-2	.000	20-2.0	11-0	1	6	1	5	6-0.6
2007-08	31-13	16.0	46-88	.523	0-0	.000	16-48	.333	128-4.1	102-4	4	46	7	24	108-3.5
TOTAL	41-13	13.4	49-92	.533	0-0	.000	16-50	.320	148-3.6	113-4	5	52	8	29	114-2.8

PLAYERS

#15 Antionette Howard



6-0 • Guard/Forward • Sophomore
Snellville, Ga.
(South Gwinnett)

Career Highs

Points17 at FGCU (11/09/07)
Rebs:11 vs Hofstra (12/30/07)
Blocks: .1 vs. Hofstra (12/30/07)
Assists: .. 2 at Indiana (11/30/07)
Steals: 3 (Twice)
TOs: 5 (Twice)
FGM: 7 vs FIU (11/17/07)
FGA: 13 vs FIU (11/17/07)
3FGM: 1 (Four Times)
3PGA:2 (Three Times)
FTM:7 at FGCU (11/09/07)
FTA:8 at FGCU (11/09/07)
Minutes: 27 (Twice)

2007-08 Season:

Scored 17 points in her collegiate debut against Florida Gulf Coast (11/9) ... Recorded her first FSU double-double with 12 points and 10 rebounds at Indiana (11/30) ... Had another double-double with 15 points and 11 rebounds versus Hofstra (12/30) ... Notched 11 points against No. 11 LSU (1/3) ... Scored eight points and tied a career-high with three steals at No. 3 North Carolina (2/17) ... Reached double figures scoring in five games ... Grabbed five or more rebounds in four games ... Snatched a career-high three steals at UAB (12/20/07) ... Had 16 points against Florida International (11/17) ... Scored nine or more points eight times ... Started a pair of games: No. 24 DePaul (11/16) and FIU (11/17) ... Led the team with eight-points at No. 12 Duke (1/11). Scored 5.0 points and pulled down 2.8 rebounds per game.

High School:

2007 Georgia's Class 5A Player of the Year ... 2006 *Street & Smith's* Honorable Mention All-American ...

2006-07 MaxPreps All-American ... Averaged 15.3 points and 7.9 rebounds per game in leading South Gwinnett to the state semifinals ... GACA 5A First-Team All-State in 2007 after earning honorable mention honors in 2006 ... No. 41-ranked player in the country, ninth at her position by All-Star Girls Report ... Also rated No. 53 Blue Star and No. 55 by Hoopgurlz.com ... Scout.com listed her as the 19th-best forward in the country ... Posted 10.3 points, 6.1 rebounds and 2.4 assists per game as a junior ... Adidas Top Ten Camp Upperclass All-Star ... Attended EA Sports All-Star Camp ... Rated in the Top 50 nationally by 4 Shot Sports and was named First-Team All-State by the publication ... Played for Mike Allison at South Gwinnett while Brian Harmon was her coach for FBC (Georgia) during AAU play ... Originally committed to Florida, but was released from her NLI.

Personal:

Born August 5, 1989 ... Majoring in social science.





PLAYERS



Career Statistics

YEAR	G-GS	MPG	FGM-FGA	PCT	3FG-3FGA	PCT	FTM-FTA	PCT	REB-AVG	PF-DQ	AS	TO	BK	ST	PTS-AVG
2007-08	30-2	13.2	59-130	.454	5-20	.250	26-48	.542	83-2.8	34-0	8	40	1	16	149-5.0
TOTAL	30-2	13.2	59-130	.454	5-20	.250	26-48	.542	83-2.8	34-0	8	40	1	16	149-5.0

PLAYERS

#5 Christian Hunnicutt



5-10 • Guard • Sophomore
Jonesboro, Ga.
(Landmark Christian)

Career Highs

Points: 12 vs. Samford (12/27/07)
Reb: 8 vs. Miami (2/28/08)
Blocks: 1 (Seven Times)
Assists: .4 at Maryland (2/24/08)
Steals: 3 vs. Miami (2/28/08)
TO: 4 vs. Miami (2/28/08)
FGM: 5 (Twice)
FGA: 10 at UNC (2/17/08)
3FGM: 2 vs. Samford (12/27/07)
3FGA: ..4 vs. Hofstra (12/30/07)
FTM: 3 (Twice)
FTA: 5 at Virginia (2/10/08)
Minutes: 33 vs. LSU (1/3/08)

2007-08 Season:

Made her first collegiate start against Wake Forest (1/17) and scored four points and had four rebounds and two assists in 30 minutes ... Started seven games during the course of the season ... Originally set nearly all of her collegiate highs in the win over Alabama State (12/16) by scoring 10 points and grabbing five rebounds in 25 minutes of action ... Posted a career-high 12 points on 5-of-6 shooting against Samford (12/27), while also nailing a pair of 3-point field goals and snagging five rebounds in 31 minutes of action ... Grabbed a personal-best eight rebounds and three steals in the win over Miami (2/28) ... Recorded a career-high four assists at No. 4 Maryland (2/24) ... Scored 11 points in 25 minutes at No. 3 North Carolina (2/17) ... Snagged seven rebounds in the win over NC State (2/7) .. Had a block in the final minute that helped seal the victory over the Wolfpack ... Had four rebounds and in a season-high 33 minutes versus No. 11 LSU (1/3) ... Produced eight

points, including 3-of-3 shooting from the free throw line, at Georgia Tech (2/3) ... Scored seven points in her first collegiate game at Florida Gulf Coast (11/9) ... Grabbed four rebounds and scored five points at No. 12 Duke (1/11).

High School:

Two-time GACA 57-A First-Team All-State selection ... Averaged 20.1 points, 7.5 rebounds, 3.7 steals and 2.8 assists per game her senior season ... Played in the Georgia High School Association All-Star game ... Heritage Bank Classic Tournament MVP ... Atlanta Tip Off Club Southwest Metro Player of the Month ... Two-year team MVP ... Helped Landmark Christian to the Region 5-A Championship ... Averaged 21.2 ppg, 8.8 rpg and 3.2 spg as a junior ... Coached by Jim Waller at Landmark.

Personal:

Born February 16, 1989 ... Majoring in communication disorders.



PLAYERS



Career Statistics

YEAR	G-GS	MPG	FGM-FGA	PCT	3FG-3FGA	PCT	FTM-FTA	PCT	REB-AVG	PF-DQ	AS	TO	BK	ST	PTS-AVG
2007-08	30-7	18.0	35-104	.337	10-30	.333	17-32	.531	78-2.6	38-0	18	29	7	14	97-3.2
TOTAL	30-7	18.0	35-104	.337	10-30	.333	17-32	.531	78-2.6	38-0	18	29	7	14	97-3.2

PLAYERS

#12 Courtney Ward



5-6 • Guard • Sophomore
Montgomery, Ala.
(Jefferson Davis)

Career Highs

Points: 15 vs. Hofstra (12/30/07)
Rebs: 6 (Twice)
Blocks: 1 (Three Times)
Assists: 8 (Twice)
Steals: 4 (Twice)
TOs: ... 9 vs. Fordham (11/20/07)
FGM: 5 (Twice)
FGA: ... 15 vs. Georgia (12/29/07)
3FGM: .3 vs. Georgia (12/29/07)
3FGA: 7 (Twice)
FTM: 5 vs. Hofstra (12/30/07)
FTA: 5 (Twice)
Minutes: 40 vs Georgia
..... (12/29/07)

2007-08 Season:

Scored an FSU-best 15 points in the win over Hofstra (12/30) ... Twice grabbed six rebounds, once against No. 7 Georgia (12/29) and then again versus Wake Forest (1/17) ... Notched 14 points on five field goals against Alabama State (12/16) ... Dished out a career-high eight assists at Oakland (12/2) ... Tied FSU-best assists (8) and steals (4) marks, to go along with nine points and four rebounds, at Miami (1/24) ... Dished out six assists at No. 4 Maryland (2/24) ... Handed out seven assists against Clemson (3/1) ... Scored eight points in her ACC debut versus Virginia Tech (1/6) ... Dished out four or more assists nine times ... Had a steal in 22 games and two or more steals in 11 contests ... Averaged 3.1 assists per game which ranked 13th-best in the league ... Her 0.84 assist-to-turnover ratio was the 15th-best mark in the ACC ... Averaged 5.6 points and 3.2 rebounds per game ... Was credited with 40 steals over the course of the season.

High School:

Three-year All-State selection, including a pair of First Team awards her last two seasons ... Rated 57th overall on the HoopGurlz.com Hot 100 ... Scout.com listed her as the No. 32 guard in the country ... Selected to 2006 Alabama 6A All-State Tournament after leading Jefferson Davis to the state title ... Also named regional MVP ... Nominated for Alabama's Miss Basketball Award ... Named MVP of the Alabama squad at the Alabama-Mississippi All-Star game after scoring 21 points, pulling down seven rebounds and adding five assists and three steals ... Also played for the South squad in the Alabama North-South All-Star Game ... Led the state in assists her senior year ... Averaged 15.0 points, 5.3 assists and 3.3 steals per game as a junior ... Played for the Alabama Roadrunners traveling team under the direction of Greg Williams.

Personal:

Born August 22, 1989 ... Majoring in social science.



PLAYERS



Career Statistics

YEAR	G-GS	MPG	FGM-FGA	PCT	3FG-3FGA	PCT	FTM-FTA	PCT	REB-AVG	PF-DQ	AS	TO	BK	ST	PTS-AVG
2007-08	33-21	24.7	61-193	.316	29-82	.354	34-47	.723	105-3.2	62-0	102	121	5	40	185-5.6
TOTAL	33-21	24.7	61-193	.316	29-82	.354	34-47	.723	105-3.2	62-0	102	121	5	40	185-5.6

PLAYERS



#22 Kayli Keough



6-1 • Forward • Freshman
Land O'Lakes, Fla.
(Land O'Lakes)

High School:

Perhaps the most versatile player in the freshman class, Keough can play any number of positions on the floor ... A Sporting News All-American nominee as a senior ... Named to the FACA All-Star Team ... Was a first team all-state selection ... Tampa Tribune Player of the Year as well as Female Athlete of the Year ... Also named the North Suncoast Player of the Year ... Also earned Tampa Tribune Player of the Year honors as a volleyball player ... Two-year Honorable Mention All-America selection by Street & Smith, she collected her first 5A All-State honors from the Florida Sports Association as a junior ... Averaged 21.0 ppg., 8.8 rpg., 5.3

asp., 5.1 steals and 3.3 blocks per game ... Three-year team captain ... Standout for Tampa Extreme AAU team, leading the squad to the US Junior National tournament ... In 2005, was named tournament MVP after leading her squad to the 2005 Florida USSSA State title ... That same season she was chosen for the Extreme Hoops Classic All-Tournament team ... A three-year all-area pick and four-time All-Suncoast Conference selection, she was rated as one of the top players in the state of Florida ... As a freshman, was a Sunshine Athletic Conference Honorable Mention selection ... Also excels on the volleyball court where she was a 2007

Honorable Mention All-State selection ... Lettered for one season as well as in track ... Played for coach Laurie Pacholke at Land O'Lakes High School ... Graduated in the Top 12% of her class ... Named to the Dean's List ... Member of the National English Honor Society as well as the National Society of High School Honors ... Named the Tampa Tribune Scholar-Athlete of the Year ... Was named the Most Outstanding Senior at Land O'Lakes

Personal:

Born July 25, 1990 ... Majoring in sociology ... Father, Michael Keough, played quarterback at Tennessee Tech.

#3 Alexa Deluzio



5-9 • Guard • Freshman
Windemere, Fla.
(The First Academy)

High School:

Over the last her four year career, DeLuzio has been one of the most decorated players in Florida ... Two-time AAU All-American (2005-06), she earned Street & Smith Honorable Mention All-America accolades the last two years of her career ... DeLuzio is no stranger to winning championships as her Orlando Comets, coached by Jack Givens, won the 2006 AAU 16U National Championship and her First Academy team is a two-time

FHSAA 2A State Champion ... Named her team's Most Valuable Player all four years ... Four-time First Team All-State selection as well as four-time member of the all-county team ... As a junior she averaged 17.0 ppg., 4.0 rpg. and 3.0 assists per game on her way to her second Class 2A All-State selection from the Florida Sportswriters Association ... As a sophomore she was named 2A Player of the Year while earning the first of

two FHSAA All-Tournament Team honors. Last season she was chosen for the Final Four All-Tournament team ... Earned a trio of All-Central Florida First Team awards to go along with two regional selections.

Personal:

Born September 7, 1989 ... Majoring in child development ... Father, Don Deluzio, played collegiate football at Colorado.



#54 Cierra Bravard

6-4 • Center • Freshman
Sandusky, Ohio
(Perkins)

High School:

Lettered for four seasons under coach Ray Neill at Perkins High School ... School's all-time leading scorer with 1,966 career points ... Tallied 40 points in a single game, which is a school record ... Posted 14 rebounds and 12 blocked shots, both of which are new school standards ... As a senior, was

named first team all-conference, all-district and all-state ... Ohio Player of the Year and a WBCA All-America ... As a junior, was a first team all-conference, all-district and all-state selection ... Finalist for Ohio Ms. Basketball ... Earned first team all-conference, all-district and all-state honors as a sophomore ... Starred as freshman,

earning all-conference and all-district honors while also taking honorable mention all-state status as well ... Member of the SMAC Showtime Club Team.

Personal:

Born September 14, 1989 ... Majoring in sociology.



#00 Chasity Clayton

6-1 • Guard/Forward • Freshman
Alexandria, Va.
(Edison)

High School:

Lettered for four seasons at Thomas Edison HS for coach Diane Lewis ... A four-year Honorable Mention All-American by Street and Smith ... A VISGBA Division I All-State selection in 2006, she also earned ADIDAS Top Ten Camp Underclass All-Star accolades that year ... A four-star re-

cruit, Hoopgurlz.com listed Clayton as the eighth-best player at her position ... As a junior, Clayton averaged 14.1 ppg. and 10.0 rpg game to earn Honorable Mention Virginia Prep Groups AAA as well as All-Metro Honorable Mention honors ... Team was a two-time Class AAA runner-up at the state tournament ... Clayton

also played for James Nichols' Team Unique AUU squad.

Personal:

Born February 8, 1990 ... Majoring in biology ... Cousin, Bert Reed, currently plays football at Florida State.

PLAYERS

Know Your Noles

Jacinta Monroe

Favorite Pro Sports Team: L.A. Lakers **Favorite Athlete:** LeBron James **Favorite Food:** Caribbean Food **Favorite Team Tradition:** Laughing **First Job:** Counselor At Boys & Girls Club **One Superpower You Wish You Had:** Ability to fast forward through preseason workouts **On Average I Send:** 85 Text Messages Per Day



Alexa Deluzio

Favorite TV Show: Tyra Banks Show **Favorite Team Tradition:** Making Up Goofy Songs **First Job:** Abercrombie & Fitch **Dream Date:** Dinner then walk on the beach **Pregame ritual:** Pray Before Every Game **Dream Vacation:** Jamaica **Why FSU?:** Love The Team And Play In The ACC



Courtney Ward

Favorite TV Show: Making The Band **Favorite Athlete:** Chris Paul **Who Makes You Laugh:** Jacinta Monroe **Talent I Would Like To Have:** Dunking **One Thing I Can't Live Without:** Cell Phone **Most Influential Person In Your Life:** Mom **Facebook or MySpace:** Facebook



Tanae Davis-Cain

Favorite TV Show: Anything on Animal Planet **Favorite Food:** Grilled Cheese (with extra cheese) **Who Makes You Laugh?:** Spongebob and Jacinta Monroe **Dream Dates:** Tom & Jerry **On Average I Send:** 96 Text Messages Per Day **Facebook Or MySpace:** Facebook **I Know Its Gametime:** When I put on my uniform



Cayla Moore

Favorite Pro Sports Team: New England Patriots **Last Movie You Saw:** The Dark Knight **Favorite Team Tradition:** Signing autographs after games **Why Did You Pick FSU?:** Tradition and Enviroment **First Job:** Dance teacher at elementary school **One Thing I Can't Live Without:** Oxygen **Most Influential Person:** My strong, beautiful, nurturing mother



Cierra Bravard

Favorite Pro Sports Team: Detroit Pistons **Favorite Food:** Spaghetti O's **Who Makes You Laugh?:** Alexa Deluzio **Talent I Wish I Had:** Playing Piano **Words To Live By:** Prove Everybody Wrong **Favorite Spot On Campus:** The Gym **First Job:** Ice Cream Store



Kayli Keough

Most Recent Song Listened To: "Change", Taylor Swift **Dream Vacation:** Anywhere beachy **Favorite Food:** Chocolate! ... & steak **First Job:** Receptionist **Words To Live By:** Everything Happens For A Reason **What Is One Superpower You Wished For:** Be able to fly **On Average I Send:** 100-150 Text Message Per Day



Angel Gray

Favorite TV Show: Family Guy **Superstitions:** Make my last shot in warm-up **First Job:** Grandmother's Daycare **One Average I Send:** 150 Text Messages Per Day **Favorite Foods:** Cajun and Japanese Food **Who Makes You Laugh?:** Jacinta Monroe & Antionette Howard **Best Memory At FSU:** Beating Stanford To Reach The Sweet 16



Christian Hunnicutt

Favorite Pro Athlete: Lisa Leslie **Dream Vacation:** Hawaii **Favorite Kids Cartoon:** Arthur **One Thing I Can't Live Without:** My Music **When I'm At Home I Like To:** Relax & Watch TV **Pregame Ritual:** Pray **Favorite Food:** Crablegs



Chasity Clayton

Favorite Pro Sports Team: Boston Celtics **Dream Vacation:** Russia **Favorite Team Tradition:** Pre-game meal **Why Did You Pick FSU?:** The Coaching Staff **What I'm At Home:** I talk on the phone **Most Influential Person:** My grandmother **Facebook or MySpace:** Facebook



Alysha Harvin

Favorite Pro Sports Team: Orlando Magic **Favorite TV Show:** Preview Guide Channel **First Job:** Working At Winn-Dixie **Talent I Wish I Had:** Singing **On Average I Send:** 200 Text Messages Per Day **Facebook Or MySpace:** Both **When I Am At Home I:** Sleep!



Antionette Howard

Dream Vacation: Anywhere without stress **Who Makes You Laugh?:** Christian Hunnicutt & Jacinta Monroe **Talent I Wished I Had:** Dunking **Words To Live By:** Go Hard Or Go Home **One Superpower I Wished I Had:** Mind-Reader **Most Influential Person:** My Mom **Why Did You Pick FSU?:** Family-like & Desire To Win Championship



Mara Freshour

Favorite Pro Sports Team: Chicago Cubs **First Job:** Referee at YMCA **When I'm At Home I:** Relax And Watch Movies **Most Influential Person:** My Mother **Facebook or MySpace:** Facebook **One Thing I Can't Live Without:** My Faith **Best Venue You Have Competed At:** Assembly Hall





2007-08 SEASON REVIEW

2007-08 REVIEW

Season Review

Seminoles Reach NCAA Tournament For Fourth-Straight Season

In the past, a trip to the NCAA Tournament was an added bonus to the season for Florida State. Now it's become a rule. For the fourth-straight season, the Seminoles were part of the Field of 64 in the NCAA Tournament. Florida State, seeded 11th, was sent to Des Moines, Iowa for the first two rounds of the New Orleans Regional. In addition to making their fourth-consecutive Big Dance, it was the Seminoles' sixth-straight post season appearance. FSU was a second away from making back-to-back Sweet 16 appearances as it fell to No. 13 and third-seeded Oklahoma State in the second round.

FSU Takes Down No. 25 Ohio State In NCAA Tournament First Round

Some detractors felt Florida State shouldn't have been in the NCAA Tournament, but the Seminoles proved everyone wrong. Florida State opened the 2008 Tournament with a resounding 60-49 victory over 25th-ranked Ohio State. The Seminoles never trailed the third-seeded Buckeyes the entire game and had a 20-point lead in the second half. Florida State has won its opening round NCAA Tournament game in each of the last four seasons and all five trips under Sue Semrau.

FSU Finding ACC Tournament Success

As well as the Seminoles have done in the NCAA Tournament, that wasn't the case during the conference tournament until recently. For the second year in a row Florida State picked up a first round victory in the ACC Tournament. Ironically, for the second year in a row, the Seminoles took down Wake Forest, 57-52, on the first day of the tournament. Florida State battled No. 11 Duke in the quarterfinals, and had a lead midway through the second half, before falling, 81-67.

Semrau Moves Up On ACC Wins List

Just two wins during conference play moved head coach Sue Semrau up a notch on the ACC coaching ranks for ACC victories. With 76 victories during conference action, Semrau rates eighth all-time. She needs eight more ACC victories to catch former Georgia Tech coach Agnus Berenato for the seventh spot. Semrau is 45 triumphs away from surpassing Berenato on the overall wins list.

Williams Take Down FSU Assist Record

It was the record she was destined to break since day one and on January 6,

2008 it was hers. Shante Williams dished out her 389th assist at the 11:21 mark of the second half. She drove to the lane from the left wing and dished to Mara Freshour who knocked down a jumper from just inside the free throw line. Williams broke the old mark of 388 set by Jen Robinson. Not only did she break the mark, but she may have put it out of reach for some time, as she finished her career with 451 assists after her third season of 100 assists or more.

Williams Crosses 1,000-Point Barrier

She'll be known for being the best passer in Florida State history, but Shante Williams was also a very prolific scorer. At Maryland on February 24 she reached the number that defines your ability to put the ball in the basket. At the 14:20 mark of the second half she went to the well for her sixth point of the day which pushed her over the 1,000-point barrier for her career. Williams finished her career with 1,085 points. The 21st member of the Florida State 1,000-point club, she finished her tenure ranked 19th in career scoring.

Check Out The Big Brain On Mara

If you were looking for the definition of a student-athlete, one would have to look no farther than Florida State guard



Season Review



Shante Williams



Tanae Davis-Cain



Alysha Harvin

Mara Freshour. Top three on the team in scoring, rebounding and assists, the junior also excelled in the classroom. Freshour was honored for her efforts in both with a CoSIDA/ESPN The Magazine Second-Team Academic All-District Selection. In addition, she picked up her second Academic All-ACC Women's Basketball honor. A sport management major with a 3.65 GPA, she's the team's Golden Torch winner for having the highest GPA on the team, been on the President's List twice (4.0 GPA) and once on the Dean's List (3.5 GPA or higher).

Davis-Cain Earns All-ACC Accolades

She was the catalyst for the Florida State women's basketball team and Tanae Davis-Cain was recognized for her efforts by being named Honorable Mention All-ACC by the Atlantic Coast Sports Media Association as announced by the league office. Davis-Cain is the 18th Seminole to be honored by the league's media association and gave Florida State an All-ACC selection for the 11th season in a row. She is the 10th different player under Sue Semrau to earn All-ACC honors.

Davis-Cain Lighting Up The Scoreboard

After two years of being a role player, guard Tanae Davis-Cain took over the Seminoles' scoring duties. She upped her average by over five points per game to 15.0 ppg. Helping this scoring onslaught was six games of 20 points or more, including three games in a row, which is the best run of 20-point games since All-American Roneeka Hodges accomplished the feat in four consecutive games during the 2005 campaign. In the middle of the season, Davis-Cain reached double digits in 14-straight games.

Everyone Gets Their Shot

The Seminoles were the only team in the ACC last season to have every player on the roster start at least one game and every Seminole started at least two. In all, Florida State used 17 different starting line-ups throughout the course of the year. Of the 17 combinations, the one group that started together the most was the quintet of Jacinta Monroe, Alysha Harvin, Shante Williams, Courtney Ward and Mara Freshour; who started seven times.

FSU Continues Dominance Of The Gators

Over the last four years, Florida State has had Florida's number in their annual series. A Mara Freshour free throw with 5.3 seconds remaining put the Seminoles up three and a UF desperation heave fell short as No. 20 Florida State prevailed 81-78 on November 23. FSU has won four of the last five, after dropping the previous 16, against the Gators. The win was just the second for the Seminoles in Gainesville since the 1990-91 season.

Seminoles Are State Champs

The last two and half years the Seminoles have been the queens of the Sunshine state. The 50-49 victory over Miami during the final week of the regular season moved their unbeaten streak to 12 over in-state foes. FSU has not lost a game to an in-state opponent since a 72-62 loss at Florida on January 2, 2006. At home, the Seminoles have won their last 12 games to schools from the state since dropping a 74-60 decision to Florida on December 6, 2003.

2007-08 REVIEW

Season Review



Angel Gray



Courtney Ward



Mara Freshour

Seminoles Come Out Victorious In Inaugural ACC/Big Ten Challenge

Florida State did its part to help out the league during the inaugural ACC/Big Ten Women's Basketball Challenge. Mara Freshour - who grew up 20 minutes east of Bloomington - scored 21 points to help the Seminoles defeat Indiana 85-78. Led by Freshour, Florida State had five players in double figures. Freshman Antionette Howard came off the bench to produce her first collegiate double-double with 12 points and 10 rebounds. The Seminoles' victory helped the conference win the challenge, 8-3.

Seminoles Set 3-Point Record

A depleted interior game forced the Seminoles to rely on the play of their perimeter players and they did not disappoint. Florida State was one of the top 3-point shooting teams in the conference and dropped in a school-record 182 treys, besting the old mark by 16. In addition to being prolific, the Seminoles were accurate from behind the arc, hitting 35.7 percent, which is the best rate since the 1988-89 squad set the record of 43.4 percent the year the 3-point line was instituted. Setting the

record was a team effort as seven players made at least one 3-pointer and five hit at least 10 three balls during the season.

Freshour Takes Down 3-Point Record

Directly contributing to Florida State breaking the single-season record was Mara Freshour resetting the school's 3-point record. The junior hit 66 treys this season - breaking Linnea Liljestrand's mark of 54 set in 2004-05 - including 10 in her last three games. She only needed 29 games to break the mark, whereas Liljestrand set the record in 32 games. Freshour took 154 3-point attempts on the year, which rates as the fourth-most in a season. She finished the season rated fourth in the ACC at 2.00 3-pointers per game.

Seminole Earn Highest Ranking In School History

Before the season started, Florida State was already making history. The Seminoles began the year ranked 19th in both the Associated Press and USA Today/ESPN Coaches' Poll, equaling the highest ranking in school history. Just one week into the season, Florida State did itself one better as it moved up to No. 18 in the AP Poll,

marking the highest the program has ever ranked. A win over Ohio State in the first round of the NCAA Tournament and a close call with Oklahoma State warranted votes for the Seminoles as they wrapped up the year receiving votes in the USA Today/ESPN Coaches' Poll.

Double-Double Trouble

The Seminoles got seven double-doubles this season from a trio of players, including a pair in the NCAA Tournament. Picking up three of the seven was Jacinta Monroe, including in the season opener with 13 points and 10 rebounds versus North Florida and the finale with 14 points and 13 rebounds against Oklahoma State in the second round of the NCAA Tournament. Junior Mara Freshour turned in her first two collegiate double-doubles - including 14 points and 12 rebounds in the NCAA Tournament victory over Ohio State. Freshman Antionette Howard got into the act with a pair including her efforts at Indiana in the Big Ten/ACC Challenge.

Season Review

Davis-Cain And Freshour Racing Toward Career 3-Point Record

The race is on between Tanae Davis-Cain and Mara Freshour for the school's career 3-point record. Currently, Wendy Hampton holds the mark at 134 trifectas. Going into their senior season, Davis-Cain leads Freshour by four at 121-to-117. Davis-Cain has an advantage in the race to 1,000 career points as well, having 829 markers to Freshour's 755.

Freshour Is Dead On From Behind The Line

While it may be up for debate who is the more prolific 3-point shooter, there's no question that Mara Freshour is the most accurate. The junior had the most precise 3-point shooting season for FSU in nearly two decades, as she led the ACC and was 14th in the country with a rate of 42.8 percent. In addition, she continued to move towards Florida State's all-time 3-point record. Her rate last season pushed her to a 39.9 career percent, which is 1.5 percent behind Robin Story's career mark of 41.4, and is ninth in ACC history.

Tanae Davis-Cain And Courtney Ward Able To Hit From Downtown

Mara Freshour wasn't the only exact shooter from 3-point range last season. This year's team featured three of the most accurate shooters in school history. Freshman Courtney Ward hit 35.4 percent from behind the arc, which rates ninth on the single-season charts. Tanae Davis-Cain was a spot behind Ward as she shot a career-best 34.0 percent from downtown.

Freshour Takes Over Career Free Throw Mark, Ranks Second On Single-Season List

Her accuracy from 15 feet is just as good as from 19-9. Fittingly enough, Mara Freshour took over the No. 1 spot on the FSU career free throw list 20 miles from where she honed her craft. The junior went 8-of-11 from the line at Indiana to set the new mark. She finished her third season at 81.2 percent, which also places her 13th on the career ACC chart. Freshour flirted with the single-season record, shooting 82.6 percent, which was just behind Holly Johnson's record of 83.7 percent set in 2004-05.

Jacinta From The Block

Jacinta Monroe is well on her way to becoming the greatest shot blocker in school history. She nearly broke Brooke Wyckoff's single-season record of 80 blocks as she swatted 78 shots for an average of 2.4 blocks per game that rated her 24th in the country. Through two seasons, Monroe has 141 blocks, which is just three back of Wyckoff's total during her first two campaigns. A big difference between the two player's production is that Wyckoff's block totals went down after her freshman year, while Monroe had 15 more stuffs as a sophomore than she did her freshman year. Monroe heads into her junior season needing only 69 blocks to take over the all-time record of 209. With a career rate of 2.1 per game that is seventh in ACC history she would break the record in 33 games at that rate or accomplish it in 29 games if she stays with last season's production.

Antionette Howard



Jacinta Monroe



2007-08 REVIEW

Individual Statistics

All Games

RECORD:	OVERALL	HOME	AWAY	NEUTRAL
ALL GAMES	19-14	9-3	6-8	4-3
CONFERENCE	7-7	5-2	2-5	0-0
NON-CONFERENCE	12-7	4-1	4-3	4-3

##	Player	GP/S	Min-Avg	FG-A	Pct	3FG-A	Pct	FT-A	Pct	Off	Def	Tot	Avg	PF-FO	A	TO	Blk	Stl	Pts	Avg		
20	Tanae Davis-Cain	24/23	718-29.9	135-336	.402	49-144	.340	42-59	.712	37	74	111	4.6	70-4	26	55	7	37	361	15.0		
10	Mara Freshour	33/33	1152-34.9	132-340	.388	66-154	.429	90-109	.826	72	94	166	5.0	43-0	71	72	2	27	420	12.7		
50	Jacinta Monroe	33/19	758-23.0	135-228	.592	0-1	.000	67-113	.593	66	137	203	6.2	86-0	10	41	78	27	337	10.2		
22	Shante Williams	33/26	883-26.8	117-297	.394	5-18	.278	90-132	.682	24	92	116	3.5	48-0	125	106	14	54	329	10.0		
33	Britany Miller	6/4	124-20.7	25-49	.510	0-0	.000	7-14	.500	7	17	24	4.0	20-0	1	11	9	7	57	9.5		
02	Alysha Harvin	24/13	527-22.0	66-176	.375	18-58	.310	48-59	.814	30	59	89	3.7	53-0	18	48	4	17	198	8.3		
12	Courtney Ward	33/21	816-24.7	61-193	.316	29-82	.354	34-47	.723	25	80	105	3.2	62-0	102	121	5	40	185	5.6		
15	Antionette Howard	30/2	397-13.2	59-130	.454	5-20	.250	26-48	.542	27	56	83	2.8	34-0	8	40	1	16	149	5.0		
04	Cayla Moore	31/13	497-16.0	46-88	.523	0-0	.000	16-48	.333	49	79	128	4.1	102-4	4	46	7	24	108	3.5		
05	Christian Hunnicutt	30/7	540-18.0	35-104	.337	10-30	.333	17-32	.531	30	48	78	2.6	38-0	18	29	7	14	97	3.2		
01	Angel Gray	22/4	313-14.2	13-28	.464	0-3	.000	16-23	.696	11	33	44	2.0	23-0	15	26	1	12	42	1.9		
TM TEAM.....													68	87	155	4.7	0-0					
Total.....		33	6725	824-1969	.418	182-510	.357	453-684	.662	446	856	1302	39.5	579-8	398	604	135	275	2283	69.2		
Opponents.....		33	6725	800-2020	.396	173-571	.303	373-589	.633	471	816	1287	39.0	609	428	626	115	287	2146	65.0		

SCORE BY PERIODS:	1ST	2ND	OT	TOTAL
FLORIDA STATE	1043	1205	35	2283
OPPONENTS	988	1107	51	2146

DEADBALL REBOUNDS:	OFF	DEF	TOTAL
FLORIDA STATE	88	14	102
OPPONENTS	95	26	121

Conference Games

RECORD:	OVERALL	HOME	AWAY	NEUTRAL
ALL GAMES	7-7	5-2	2-5	0-0

##	Player	GP/S	Min-Avg	FG-A	Pct	3FG-A	Pct	FT-A	Pct	Off	Def	Tot	Avg	PF-FO	A	TO	Blk	Stl	Pts	Avg		
20	Tanae Davis-Cain	11/10	334-30.4	62-163	.380	20-66	.303	27-35	.771	20	31	51	4.6	32-2	10	30	3	22	171	15.5		
10	Mara Freshour	14/14	507-36.2	52-136	.382	25-53	.472	50-59	.847	31	36	67	4.8	21-0	20	27	0	13	179	12.8		
22	Shante Williams	14/14	394-28.1	53-136	.390	2-6	.333	33-55	.600	9	37	46	3.3	25-0	49	53	5	20	141	10.1		
50	Jacinta Monroe	14/6	325-23.2	52-89	.584	0-1	.000	24-45	.533	18	65	83	5.9	41-0	1	21	35	10	128	9.1		
02	Alysha Harvin	14/5	287-20.5	42-95	.442	10-32	.313	28-35	.800	16	37	53	3.8	30-0	10	26	3	8	122	8.7		
12	Courtney Ward	14/8	367-26.2	19-74	.257	10-42	.238	10-18	.556	9	37	46	3.3	30-0	42	48	2	13	58	4.1		
05	Christian Hunnicutt	14/5	270-19.3	17-57	.298	5-16	.313	11-21	.524	18	24	42	3.0	17-0	12	20	2	7	50	3.6		
04	Cayla Moore	14/8	225-16.1	20-39	.513	0-0	.000	8-24	.333	24	26	50	3.6	49-4	3	19	5	9	48	3.4		
15	Antionette Howard	12/0	103-8.6	12-37	.324	0-5	.000	4-8	.500	4	13	17	1.4	10-0	2	14	0	4	28	2.3		
01	Angel Gray	9/0	63-7.0	0-6	.000	0-3	.000	4-4	1.000	5	8	13	1.4	1-0	2	8	0	5	4	0.4		
TM TEAM.....													25	40	65	4.6	0-0					
Total.....		14	2875	329-832	.395	72-224	.321	199-304	.655	179	354	533	38.1	256-6	151	271	55	111	929	66.4		
Opponents.....		14	2875	361-880	.410	61-219	.279	171-277	.617	212	372	584	41.7	266	189	272	48	137	954	68.1		

SCORE BY PERIODS:	1ST	2ND	OT	TOTAL
Florida State	425	481	23	929
Opponents	415	510	29	954

DEADBALL REBOUNDS:	OFF	DEF	TOTAL
Florida State	44	6	50
Opponents	53	13	66

2007-08 REVIEW

Results & Leaders

Date	Opponent	Score	Attend	High Points	High Rebounds
11/09/07at Florida Gulf Coast	W93-53	2719	(23) Jacinta Monroe	(9) Tanae Davis-Cain
11/11/07NORTH FLORIDA	W75-48	1340	(19) Shante Williams	(10) Jacinta Monroe
11/16/07% at DePaul68-79	L1814	(14) Mara Freshour	(5) Courtney Ward (5) Shante Williams (5) Tanae Davis-Cain
11/17/07% vs Florida International	W70-50	259	(16) Antionette Howard	(8) Jacinta Monroe (8) Cayla Moore
11/20/07FORDHAM	W77-42	2785	(25) Mara Freshour	(9) Cayla Moore
11/23/07at Florida	W81-78	5167	(27) Tanae Davis-Cain	(9) Jacinta Monroe
11/30/07at Indiana	W85-78	1345	(21) Mara Freshour	(10) Antionette Howard
12/02/07at Oakland75-85	L425	(16) Tanae Davis-Cain	(6) Mara Freshour
12/06/07at Texas A&M67-81	L2518	(18) Shante Williams	(6) Britany Miller
12/16/07ALABAMA STATE	W94-42	1299	(16) Mara Freshour	(6) Britany Miller (6) Jacinta Monroe (6) Christian Hunnicutt
12/20/07at UAB	W66-52	730	(15) Mara Freshour	(11) Cayla Moore (15) Shante Williams
12/27/07SAMFORD	W52-51	1390	(17) Jacinta Monroe	(9) Jacinta Monroe
12/29/07# vs Georgia62-71	LOT494	(20) Mara Freshour	(8) Jacinta Monroe
12/30/07# vs Hofstra	W72-54		(15) Courtney Ward	(11) Antionette Howard
01/03/08LSU61-73	L2177	(20) Shante Williams	(9) Cayla Moore
01/06/08* VIRGINIA TECH	W67-63	1773	(16) Alysha Harvin	(8) Jacinta Monroe
01/11/08* at Duke38-70	L5716	(8) Antionette Howard	(10) Mara Freshour
01/17/08* WAKE FOREST	W80-54	1474	(18) Shante Williams	(6) Courtney Ward (18) Mara Freshour
01/20/08* at Clemson	W63-39	1100	(14) Tanae Davis-Cain	(11) Cayla Moore
01/24/08* at Miami	W OT...75-70	1284	(21) Jacinta Monroe	(8) Jacinta Monroe
01/26/08* VIRGINIA66-69	LOT2294	(15) Jacinta Monroe	(9) Jacinta Monroe
02/03/08* at Georgia Tech73-83	L1713	(28) Tanae Davis-Cain	(9) Jacinta Monroe
02/07/08* NC STATE	W57-54	1669	(17) Tanae Davis-Cain	(7) Christian Hunnicutt
02/10/08* at Virginia58-77	L3623	(21) Tanae Davis-Cain	(7) Tanae Davis-Cain
02/17/08* at North Carolina77-97	L6884	(25) Tanae Davis-Cain	(7) Tanae Davis-Cain
02/21/08* BOSTON COLLEGE	W71-65	1836	(20) Tanae Davis-Cain	(6) Jacinta Monroe
02/24/08* at Maryland84-92	LOT ...16135	(23) Mara Freshour	(7) Tanae Davis-Cain
02/28/08* MIAMI	W50-49	3080	(17) Shante Williams	(9) Mara Freshour
03/01/08* CLEMSON70-72	L1765	(23) Mara Freshour	(5) Mara Freshour (5) Alysha Harvin (5) Shante Williams
03/06/08\$vs Wake Forest	W57-52	6320	(17) Tanae Davis-Cain	(7) Jacinta Monroe
03/07/08\$vs Duke67-81	L8006	(18) Mara Freshour	(4) Tanae Davis-Cain (4) Mara Freshour
03/22/08^vs Ohio State	W60-49	4695	(27) Tanae Davis-Cain	(12) Mara Freshour
03/24/08vs Oklahoma State72-73	LOT ...7728	(20) Mara Freshour	(13) Jacinta Monroe

% - DePaul Invitational (Chicago, Ill.)

- FIU Fun and Sun Classic (Miami, Fla.)

* - ACC Games

\$ - ACC Tournament (Greensboro, N.C.)

^ - NCAA Tournament First & Second Rounds (Des Moines, Iowa)

Attendance Summary

	GAMES	TOTALS	AVG/GAME
HOME	12	22882	1907
AWAY	14	51173	3655
NEUTRAL	7	27502	3929
TOTAL	33	101557	3077

2007-08 REVIEW

Team Highs & Lows

Category	Florida State	Opponent
Points, 1st Half	High 46 at Florida Gulf Coast (11/9/07)	50 at Texas A&M (12/6/07)
	Low 16 vs. Samford (12/27/07)	9 at Clemson (1/20/08)
Points, 2nd Half	High 55 vs. Alabama State (12/16/07)	49 at North Carolina (2/17/08)
	Low 20 at Duke (1/11/08)	22 vs. Fordham (11/20/07) 22 vs. Samford (12/27/07)
Total Points	High 94 vs. Alabama State (12/16/07)	97 at North Carolina (2/17/08)
	Low 38 at Duke (1/11/08)	39 at Clemson (1/20/08)
Field Goals Made	High 38 vs. Alabama State (12/16/07)	34 at North Carolina (2/17/08)
	Low 15 at Duke (1/11/08)	12 vs. Alabama State (12/16/07)
Field Goal Attempts	High 79 at Maryland (2/24/08)	76 vs. Oklahoma State (3/24/08)
	Low 46 at Texas A&M (12/6/07) 46 at Georgia Tech (2/3/08)	50 vs. North Florida (11/11/07) 50 vs. LSU (1/3/08)
Field Goal %	High567 (34-60) at Florida Gulf Coast (11/9/07)	.566 (30-53) at Maryland (2/24/08)
	Low234 (15-64) at Duke (1/11/08)	.214 (15-70) at Clemson (1/20/08)
3-Pt FG Made	High 9 Five Times, Last: vs. Ohio State (3/22/08)	11 vs. Wake Forest (1/17/08)
	Low 2 at Texas A&M (12/6/07) 2 vs. NC State (2/7/08)	1 at Duke (1/11/08)
3-Pt FG Attempts	High 26 at Maryland (2/24/08)	27 at UAB (12/20/07)
	Low 7 at Indiana (11/30/07)	10 vs. Wake Forest (3/6/08)
3-Pt FG %	High714 (5-7) at Indiana (11/30/07)	.533 (8-15) vs. LSU (1/3/08)
	Low125 (2-16) vs. NC State (2/7/08)	.083 (1-12) at Duke (1/11/08)
Free Throws Made	High 24 at Indiana (11/30/07)	27 at Maryland (2/24/08)
	Low 5 at Duke (1/11/08)	3 vs. Samford (12/27/07) 3 vs. Miami (2/28/08) 3 vs. Ohio State (3/22/08)
Free Throw Attempts	High 39 at Indiana (11/30/07)	38 at North Carolina (2/17/08)
	Low 10 at Oakland (12/2/07)	7 vs. Fordham (11/20/07) 7 vs. Miami (2/28/08) 7 vs. Ohio State (3/22/08)
Free Throw %	High875 (21-24) at Florida Gulf Coast (11/9/07)	.913 (21-23) vs. Duke (3/7/08)
	Low250 (5-20) at Duke (1/11/08)	.375 (3-8) vs. Samford (12/27/07)
Offensive Rebounds	High 22 vs. Georgia (12/29/07)	20 at UAB (12/20/07) 20 vs. Virginia Tech (1/6/08)
	Low 6 at Texas A&M (12/6/07)	6 vs. LSU (1/3/08)
Defense Rebounds	High 43 at Clemson (1/20/08)	43 at Duke (1/11/08)
	Low 11 vs. Duke (3/7/08)	12 vs. Fordham (11/20/07)
Total Rebounds	High 52 at Clemson (1/20/08)	57 at Duke (1/11/08)
	Low 25 at Duke (1/11/08)	22 at Florida Gulf Coast (11/9/07)
Assists	High 22 vs. Alabama State (12/16/07)	23 at DePaul (11/16/07)
	Low 5 vs. NC State (2/7/08) 5 vs. Miami (2/28/08)	2 vs. Alabama State (12/16/07)
Blocks	High 9 at Texas A&M (12/6/07)	11 at Duke (1/11/08)
	Low 0 at DePaul(11/16/07) 0 vs. LSU (1/3/08) 0 at Maryland (2/24/08)	1 by Eight Teams, Last: vs. Oklahoma State (3/24/08)
Steals	High 17 vs. Alabama State (12/16/07)	19 at Duke (1/11/08)
	Low 4 vs. Georgia (12/29/07) 4 vs. LSU (1/3/08)	2 at Maryland (2/24/08)
Turnovers	High 29 at North Carolina (2/17/08)	30 vs. Alabama State (12/16/07)
	Low 7 at Maryland (2/24/08)	12 at Texas A&M (12/26/07) 12 vs. Georgia (12/29/07) 12 vs. Oklahoma State (3/24/08)
Personal Fouls	High 28 at North Carolina (2/17/08)	30 at Indiana (11/30/07)
	Low 10 vs. Fordham (11/20/07)	10 vs. Samford (12/27/07)



2007-08 REVIEW

Individual Highs

Category	Florida State	Opponent
Points, 1st Half	18 by Freshour vs. Fordham (11/20/07)	19 by Starks of Texas A&M (12/6/07)
Points, 2nd Half	16 by Williams vs. Oklahoma State (3/24/08)	17 by Williams of DePaul (11/16/07)
Total Points	28 by Davis-Cain at Georgia Tech (2/3/08)	28 by Starks of Texas A&M (12/6/07)
Field Goals Made	11 by Davis-Cain at North Carolina (2/17/08)	12 Starks of Texas A&M (12/6/07)
Field Goal Attempts	26 by Davis-Cain vs. Ohio State (3/22/08)	25 by Riley of Oklahoma State (3/24/08)
Field Goal % (Min. 5 FGM)	1.000 (9-9) by Monroe at Florida Gulf Coast (11/9/07)	1.000 (10-10) by Williams of DePaul (11/16/07)
3-Pt FG Made	6 by Davis-Cain at Georgia Tech (2/3/08)	6 by Mitidiero of DePaul (11/16/07)
3-Pt FG Attempts	11 by Freshour at Maryland (2/24/08)	12 by Peterson of UAB (12/20/07)
		12 by Hardeman of Oklahoma State (3/24/08)
3-Pt FG % (Min. 3 FGM)	1.000 (3-3) by Freshour at Clemson (1/20/08)	1.000 (5-5) by Linn of Indiana (11/30/07)
Free Throws Made	9 by Freshour at Indiana (11/30/07)	9 by Littles of Virginia (2/10/08)
	9 by Davis-Cain at Virginia (2/10/08)	9 by Langhorne of Maryland (2/24/08)
Free Throws Attempts	11 by Freshour at Indiana (11/30/07)	11 Littles of Virginia (2/10/08)
	11 by Williams at Indiana (11/30/07)	11 by Breland of North Carolina (2/17/08)
		11 by Langhorne of Maryland (2/24/08)
Free Throw % (Min 5 FTM)	1.000 (8-8) by Freshour vs. Virginia Tech (1/6/08)	1.000 (8-8) by Reising of Oakland (12/2/07)
	1.000 (8-8) by Williams vs. LSU (1/3/08)	
Offensive Rebounds	7 by Freshour vs. Miami (2/28/08)	8 by Robinson of Georgia (12/29/07)
		8 by Mohammed of Virginia (1/26/08)
Defense Rebounds	9 by Freshour at UAB (12/20/07)	13 by Mohammed of Virginia (1/26/08)
	9 by Howard vs. Hofstra (12/30/07)	
	9 by Monroe at Clemson (1/20/08)	
Total Rebounds	13 by Monroe vs. Oklahoma State (3/24/08)	21 by Mohammed of Virginia (1/26/08)
Assists	13 by Williams vs. Alabama State (12/16/07)	11 by Brimsley of Miami (1/24/08)
Blocks	7 by Monroe vs. Alabama State (12/16/07)	5 by Wilcots of Hostra (12/30/07)
Steals	5 by Miller vs. Alabama State (12/16/07)	8 by Reid of Miami (1/24/08)
Turnovers	9 by Ward vs. Fordham (11/20/07)	8 by Lumpkin of Alabama State (12/16/07)
		8 by Mohammed of Virginia (2/10/08)

Tanae Davis-Cain



Jacinta Monroe



Mara Freshour



2007-08 REVIEW

Game-by-Game

Opponent	Date	Score	W/L	TOTAL			3-PTRS			REBOUNDS			PF	A	TO	Blk	Stl	Pts	Avg				
				FG	FGA	Pct	3FG	FGA	Pct	FT	FTA	Pct								Off	Def	Tot	Avg
at Florida Gulf Coast	11/09/07	93-53	W	34	60	.567	4	8	.500	21	24	.875	14	34	48	48.0	21	21	18	5	8	93	93.0
				17	56	.304	5	21	.238	14	18	.778	7	15	22	22.0	23	9	18	1	8	53	53.0
NORTH FLORIDA	11/11/07	75-48	W	28	53	.528	4	13	.308	15	28	.536	16	24	40	44.0	22	10	20	4	12	75	84.0
				15	50	.300	2	12	.167	16	24	.667	16	17	33	27.5	23	7	25	1	13	48	50.5
at #24 DePaul	11/16/07	68-79	L	24	56	.429	3	8	.375	17	25	.680	10	26	36	41.3	17	6	21	0	9	68	78.7
				31	62	.500	8	25	.320	9	16	.563	10	27	37	30.7	24	23	17	3	11	79	60.0
vs Florida International	11/17/07	70-50	W	28	59	.475	4	10	.400	10	22	.455	10	35	45	42.2	18	9	15	5	6	70	76.5
				19	71	.268	6	23	.261	6	12	.500	21	28	49	35.2	21	11	19	5	9	50	57.5
FORDHAM	11/20/07	77-42	W	28	52	.538	9	19	.474	12	15	.800	11	30	41	42.0	10	19	19	4	7	77	76.6
				16	59	.271	6	23	.261	4	7	.571	14	12	26	33.4	13	7	17	4	5	42	54.4
at Florida	11/23/07	81-78	W	32	69	.464	6	13	.462	11	22	.500	17	22	39	41.5	17	14	15	4	12	81	77.3
				30	61	.492	8	17	.471	10	16	.625	13	27	40	34.5	20	15	23	3	5	78	58.3
at Indiana	11/30/07	85-78	W	28	52	.538	5	7	.714	24	39	.615	13	22	35	40.6	19	14	22	4	9	85	78.4
				29	64	.453	10	21	.476	10	18	.556	18	22	40	35.3	30	17	25	2	8	78	61.1
at Oakland	12/02/07	75-85	L	30	66	.455	8	20	.400	7	10	.700	13	22	35	39.9	21	13	20	3	9	75	78.0
				31	59	.525	5	16	.313	18	26	.692	13	24	37	35.5	13	11	18	4	9	85	64.1
at #11 Texas A&M	12/06/07	67-81	L	25	46	.543	2	10	.200	15	19	.789	6	22	28	38.6	15	18	24	9	7	67	76.8
				33	70	.471	6	13	.462	9	11	.818	15	18	33	35.2	19	18	12	4	11	81	66.0
ALABAMA STATE	12/16/07	94-42	W	38	71	.535	9	23	.391	9	19	.474	20	31	51	39.8	18	22	19	8	17	94	78.5
				12	53	.226	4	17	.235	14	21	.667	14	16	30	34.7	17	2	30	3	8	42	63.6
at UAB	12/20/07	66-52	W	23	58	.397	6	13	.462	14	19	.737	10	34	44	40.2	17	9	18	6	11	66	77.4
				20	71	.282	6	27	.222	6	10	.600	20	30	50	36.1	15	10	20	5	4	52	62.5
SAMFORD	12/27/07	52-51	W	20	62	.323	3	16	.188	9	11	.818	14	27	41	40.2	12	8	14	7	11	52	75.2
				20	52	.385	8	23	.348	3	8	.375	8	29	37	36.2	10	11	19	1	3	51	61.6
vs #7 Georgia	12/29/07	62-71	L ot	22	70	.314	7	22	.318	11	14	.786	22	25	47	40.8	22	12	13	1	4	62	74.2
				24	60	.400	7	21	.333	16	23	.696	16	25	41	36.5	16	17	12	7	3	71	62.3
vs Hofstra	12/30/07	72-54	W	25	60	.417	6	18	.333	16	22	.727	13	29	42	40.9	16	14	15	8	10	72	74.1
				20	59	.339	5	16	.313	9	14	.643	13	25	38	36.6	21	15	20	7	6	54	61.7
#11 LSU	01/03/08	61-73	L	20	56	.357	4	14	.286	17	22	.773	13	23	36	40.5	16	8	16	0	4	61	73.2
				27	50	.540	8	15	.533	11	22	.500	6	25	31	36.3	14	17	16	4	11	73	62.5
VIRGINIA TECH	01/06/08	67-63	W	26	62	.419	4	15	.267	11	14	.786	12	25	37	40.3	11	10	13	1	5	67	72.8
				27	69	.391	4	13	.308	5	10	.500	20	23	43	36.7	14	14	18	1	5	63	62.5
at #12 Duke	01/11/08	38-70	L	15	64	.234	3	16	.188	5	20	.250	15	30	45	40.6	17	6	25	5	7	38	70.8
				30	70	.429	1	12	.083	9	19	.474	14	43	57	37.9	16	17	18	11	19	70	62.9
WAKE FOREST	01/17/08	80-54	W	27	50	.540	6	13	.462	20	27	.741	8	24	32	40.1	13	11	17	3	8	80	71.3
				17	53	.321	11	24	.458	9	13	.692	12	19	31	37.5	20	14	20	3	6	54	62.4
at Clemson	01/20/08	63-39	W	23	54	.426	5	14	.357	12	17	.706	9	43	52	40.7	15	15	22	8	8	63	70.8
				15	70	.214	3	19	.158	6	10	.600	15	22	37	37.5	13	10	16	4	13	39	61.2
at Miami	01/24/08	75-70	W ot	26	59	.441	6	11	.545	17	24	.708	13	28	41	40.8	19	16	21	5	8	75	71.1
				27	68	.397	7	20	.350	9	19	.474	16	25	41	37.7	19	17	14	4	13	70	61.7
VIRGINIA	01/26/08	66-69	L ot	23	64	.359	4	17	.235	16	22	.727	14	22	36	40.5	14	10	14	6	6	66	70.8
				30	64	.469	5	15	.333	4	9	.444	15	29	44	38.0	22	13	21	3	7	69	62.0
at Georgia Tech	02/03/08	73-83	L	23	46	.500	9	17	.529	18	23	.783	8	22	30	40.0	21	12	28	3	6	73	70.9
				29	64	.453	5	18	.278	20	27	.741	17	17	34	37.8	20	12	18	2	17	83	63.0
NC STATE	02/07/08	57-54	W	21	60	.350	2	16	.125	13	19	.684	11	29	40	40.0	18	5	14	8	6	57	70.3
				19	61	.311	4	13	.308	12	17	.706	17	30	47	38.2	19	7	21	2	7	54	62.6
at Virginia	2/10/08	58-77	L	18	53	.340	5	16	.313	17	24	.708	10	29	39	40.0	23	8	28	3	9	58	69.8
				27	66	.409	3	13	.231	20	29	.690	13	28	41	38.3	20	17	20	1	9	77	63.2
at #3 North Carolina	02/17/08	77-97	L	29	66	.439	4	16	.250	15	26	.577	18	16	34	39.8	28	16	29	3	11	77	70.1
				34	65	.523	3	12	.250	26	38	.684	17	26	43	38.5	22	17	23	5	12	97	64.5
BOSTON COLLEGE	02/21/08	71-65	W	24	54	.444	5	14	.357	18	28	.643	14	19	33	39.5	17	10	15	4	9	71	70.1
				26	53	.491	4	13	.308	9	15	.600	10	21	31	38.2	25	16	18	1	7	65	64.5
at #4 Maryland	02/24/08	84-92	L ot	31	79	.392	8	26	.308	14	20	.700	12	18	30	39.1	27	15	7	0	6	84	70.6
				30	53	.566	5	14	.357	27	36	.750	11	40	51	38.7	19	14	23	6	2	92	65.6
MIAMI	02/28/08	50-49	W	18	59	.305	4	17	.235	10	19	.526	22	21	43	39.3	11	5	23	2	14	50	69.9
				22	58	.379	2	19	.105	3	7	.429	16	23	39	38.7	18	10	25	2	13	49	65.0
CLEMSON	03/01/08	70-72	L	25	62	.403	7	16	.438	13	21	.619	13	28	41	39.3	22	12	15	4	8	70	69.9
				28	66	.424	4	14	.286	12	28	.429	19	26	45	38.9	19	11	17	3	7	72	65.2
vs Wake Forest	03/06/08	57-52	W	20	52	.385	6	16	.375	11	19	.579	13	23	36	39.2	13	12	17	3	8	57	69.5
				19	53	.358	4	10	.400	10	14	.714	11	24	35								

2007-08 REVIEW

Box Scores

Game 1: #19 Florida State 93, Florida Gulf Coast 53 11/09/07 at Fort Myers, Fla. (Alico Arena)

VISITORS: Florida State 1-0

#	Player	f	tot-fg		3-pt		rebounds			pf	tp	a	to	blk	s	min		
			fg	fga	fg	fga	of	de	tot									
50	Jacinta Monroe	f	9	9	0	0	5	6	4	1	5	2	23	0	0	1	26	
33	Britany Miller	c	4	7	0	0	3	3	0	5	5	4	11	0	2	1	0	17
10	Mara Freshour	g	2	6	1	1	0	0	1	5	6	1	5	1	3	0	0	29
12	Courtney Ward	g	2	6	0	0	2	2	0	2	3	6	6	4	0	3	21	
20	T. Davis-Cain	g	8	17	2	6	0	0	3	6	9	2	18	3	2	1	29	
01	Angel Gray	g	1	1	0	0	0	1	0	0	0	1	2	1	1	0	15	
04	Cayla Moore	g	0	0	0	0	2	2	0	4	4	4	2	0	5	0	14	
05	Christian Hunnicutt	g	3	4	1	1	0	0	3	3	1	7	2	0	0	0	13	
15	A. Howard	g	5	9	0	0	7	8	3	3	6	1	17	1	0	0	20	
22	Shante Williams	g	1	1	0	0	2	2	0	1	1	2	2	7	1	2	16	
TEAM																		
Totals.....			34	60	4	8	21	24	14	34	48	21	93	21	18	5	8	200

TOTAL FG%	1st Half: 17-36 47.2%	2nd Half: 17-24 70.8%	Game: 56.7%	DEADBALL
3-Pt. FG%	1st Half: 1-4 25.0%	2nd Half: 3-4 75.0%	Game: 50.0%	REBOUNDS
FThrow %	1st Half: 11-12 91.7%	2nd Half: 10-12 83.3%	Game: 87.5%	0

HOME TEAM: Florida Gulf Coast 0-1

#	Player	f	tot-fg		3-pt		rebounds			pf	tp	a	to	blk	s	min		
			fg	fga	fg	fga	of	de	tot									
11	HAEGELE	f	1	9	0	4	1	2	0	2	2	2	3	0	2	0	28	
25	MCNALLY	f	2	10	0	2	0	0	1	1	2	1	4	3	2	1	26	
50	DELA TORRE	f	5	11	0	0	4	4	1	3	4	4	14	0	6	0	26	
03	PIERCE	g	2	3	1	2	0	0	1	0	1	1	5	1	1	0	25	
15	DERMYER	g	3	13	2	8	1	2	0	6	6	2	9	4	0	0	34	
04	CARRERAS	g	1	2	0	1	2	2	0	2	1	4	0	2	0	1	10	
05	THIEL	g	1	2	0	1	0	0	0	0	0	3	2	0	1	0	15	
12	HERMAN	g	1	2	1	2	4	4	0	1	1	3	7	1	2	0	13	
22	McKENZIE	g	0	2	0	0	0	2	0	0	0	4	0	1	0	1	12	
23	MURPHY	g	1	2	1	1	2	2	0	1	1	0	5	0	0	0	8	
33	NEUPHER	g	0	0	0	0	0	0	0	0	0	2	0	0	0	0	3	
TEAM																		
Totals.....			17	56	5	21	14	18	7	15	22	23	53	9	18	1	8	200

TOTAL FG%	1st Half: 7-28 25.0%	2nd Half: 10-28 35.7%	Game: 30.4%	DEADBALL
3-Pt. FG%	1st Half: 0-9 0.0%	2nd Half: 5-12 41.7%	Game: 23.8%	REBOUNDS
FThrow %	1st Half: 10-12 83.3%	2nd Half: 4-6 66.7%	Game: 77.8%	2

Officials:

Attendance: 2,719

Score by Periods

	1st	2nd	Total
Florida State	46	47	93
FGCU	24	29	53

Game 2: #19 Florida State 93, North Florida 48 11/09/07 at Tallahassee, Fla. (Tucker Center)

VISITORS: North Florida 0-1

#	Player	f	tot-fg		3-pt		rebounds			pf	tp	a	to	blk	s	min		
			fg	fga	fg	fga	of	de	tot									
14	J. GULDAGER	f	0	1	0	0	0	0	2	5	7	1	0	1	3	0	19	
22	A. REAMES	f	2	7	0	0	0	0	3	0	3	3	4	1	5	1	3	28
23	S. SHEFFIELD	f	1	2	0	0	1	2	1	3	3	5	2	0	0	0	3	21
02	S. MOORE	g	1	8	0	1	3	5	0	3	3	2	5	0	6	0	2	32
20	J. BOWEN	g	0	8	0	4	3	6	3	1	4	3	3	1	3	0	1	27
04	J. SYQUIO	g	1	4	1	3	0	0	1	0	1	3	3	2	1	0	2	13
12	T. WILLIAMS	g	5	11	1	3	3	4	3	0	3	4	14	1	3	0	2	26
21	B. BURTON	g	0	3	0	1	2	2	0	1	1	0	2	1	0	0	0	9
33	B. JONES	g	2	3	0	0	3	4	1	1	2	2	7	0	0	0	0	15
34	D. BARBOSA	g	0	0	0	0	0	0	1	1	0	0	0	0	0	0	0	1
54	W. WINDHAM	g	3	3	0	0	2	2	0	1	1	0	8	0	4	0	0	
TEAM																		
Totals.....			15	50	2	12	16	24	16	17	33	23	48	7	25	1	13	200

TOTAL FG%	1st Half: 7-22 31.8%	2nd Half: 8-28 28.6%	Game: 30.0%	DEADBALL
3-Pt. FG%	1st Half: 2-4 50.0%	2nd Half: 0-8 0.0%	Game: 16.7%	REBOUNDS
FThrow %	1st Half: 9-12 75.0%	2nd Half: 7-12 58.3%	Game: 66.7%	2.2

HOME TEAM: Florida State 2-0

#	Player	f	tot-fg		3-pt		rebounds			pf	tp	a	to	blk	s	min		
			fg	fga	fg	fga	of	de	tot									
50	Jacinta Monroe	f	4	7	0	0	5	6	3	7	10	2	13	1	0	2	3	24
33	Britany Miller	c	3	6	0	0	0	1	1	2	2	6	1	2	1	0	0	19
10	Mara Freshour	g	2	11	1	6	0	0	1	0	1	1	5	3	3	1	0	24
12	Courtney Ward	g	5	8	1	2	2	3	2	2	4	3	13	3	3	0	1	23
20	T. Davis-Cain	g	3	6	1	4	1	2	2	3	3	8	1	3	0	4	23	
01	Angel Gray	g	0	1	0	0	2	4	0	2	2	3	2	0	0	0	1	12
04	Cayla Moore	g	1	2	0	0	1	5	3	5	8	4	3	0	3	0	0	17
05	Christian Hunnicutt	g	1	1	0	0	1	1	0	1	1	2	2	0	1	0	1	16
15	Antionette Howard	g	2	3	0	0	1	1	1	2	3	2	4	0	1	0	0	21
22	Shante Williams	g	7	8	1	1	4	6	1	1	2	0	19	1	4	0	2	21
TEAM																		
Totals.....			28	53	4	13	15	28	16	24	40	22	75	10	20	4	12	200

TOTAL FG%	1st Half: 17-29 58.6%	2nd Half: 11-24 45.8%	Game: 52.8%	DEADBALL
3-Pt. FG%	1st Half: 4-8 50.0%	2nd Half: 0-5 0.0%	Game: 30.8%	REBOUNDS
FThrow %	1st Half: 3-8 37.5%	2nd Half: 12-20 60.0%	Game: 53.6%	3.1

Officials: Kathleen Lynch, Billy Smith, Reid Brockett

Attendance: 1,340

Score by Periods

	1st	2nd	Total
North Florida	25	23	48
Florida State	41	34	75

Game 3: #18 Florida State 63, #24 DePaul 79 11/16/07 at Chicago, Ill. (McGrath Arena)

VISITORS: Florida State 2-1

#	Player	f	tot-fg		3-pt		rebounds			pf	tp	a	to	blk	s	min		
			fg	fga	fg	fga	of	de	tot									
15	A. Howard	f	4	10	0	0	1	5	2	2	4	2	9	0	1	0	27	
50	Jacinta Monroe	f	3	8	0	0	2	2	2	2	4	2	8	0	1	0	27	
10	Mara Freshour	g	3	9	1	3	7	7	0	2	2	1	14	2	3	0	35	
12	Courtney Ward	g	4	11	0	1	4	5	1	4	5	0	12	3	7	0	24	
20	T. Davis-Cain	g	3	7	2	4	0	0	1	4	5	8	0	1	0	1	26	
01	Angel Gray	g	4	5	0	0	0	0	3	3	2	8	0	2	0	0	26	
04	Cayla Moore	g	1	1	0	0	1	4	2	1	3	4	3	0	2	0	15	
22	Shante Williams	g	2	5	0	0	2	2	1	4	5	1	6	1	4	0	4	20
TEAM																		
Totals.....			24	56	3	8	17	25	10	26	36	17	68	6	21	0	9	200

TOTAL FG%	1st Half: 14-26 53.8%	2nd Half: 10-30 33.3%	Game: 42.9%	DEADBALL
3-Pt. FG%	1st Half: 0-1 0.0%	2nd Half: 3-7 42.9%	Game: 37.5%	REBOUNDS
FThrow %	1st Half: 9-11 81.8%	2nd Half: 8-14 57.1%	Game: 68.0%	3

HOME TEAM: DePaul 3-0

#	Player	f	tot-fg		3-pt		rebounds			pf	tp	a	to	blk	s	min	
			fg	fga	fg	fga	of	de	tot								
20	N. WILLIAMS	f	10	10	0	0	3	6	1	7	8	3	23	0	2	0	24

2007-08 REVIEW

Box Scores

Game 5: #20 Florida State 77, Fordham 42
11/20/07 at Tallahassee, Fla. (Tucker Center)

VISITORS: Fordham 0-4

##	Player	f	tot-fg		3-pt		rebounds			pf	tp	a	to	blk	s	min	
			fg	fga	fg	fga	of	de	tot								
42	Earl, Takita	f	1	4	0	0	0	0	0	0	0	0	0	0	0	37	
05	K. Humphries	f	1	8	0	0	1	2	1	1	2	1	3	2	2	1	27
10	Bell, Kristina	g	2	8	0	1	2	2	1	4	5	3	6	1	2	0	27
14	M. Mahoney	g	3	11	1	5	0	0	3	0	3	7	2	1	0	0	26
35	Zopf, Annie	g	4	14	2	6	0	0	0	0	0	10	1	0	0	0	35
01	Spencer, Raina	g	2	7	0	4	1	3	0	0	0	3	5	0	4	0	16
15	Zamora, Alexandria	g	0	0	0	0	0	0	2	0	2	1	0	0	3	0	9
33	Trout, Beth	g	3	7	3	7	0	0	0	2	2	1	9	0	0	0	13
TEAM									7	2	9						
Totals.....			16	59	6	23	4	7	14	12	26	13	42	7	17	4	200

TOTAL FG% 1st Half: 8-32 25.0% 2nd Half: 8-27 29.6% Game: 27.1% DEADBALL
3-Pt. FG% 1st Half: 1-5 20.0% 2nd Half: 5-18 27.8% Game: 26.1% REBOUNDS
F Throw % 1st Half: 3-4 75.0% 2nd Half: 1-3 33.3% Game: 57.1% 2,1

HOME TEAM: Florida State 4-1

##	Player	f	tot-fg		3-pt		rebounds			pf	tp	a	to	blk	s	min	
			fg	fga	fg	fga	of	de	tot								
04	Cayla Moore	f	3	7	0	0	1	2	3	6	9	2	7	0	0	3	25
01	Angel Gray	g	0	3	0	0	1	2	0	1	1	2	1	3	0	0	20
10	Mara Freshour	g	10	12	5	7	0	0	4	0	4	1	25	3	1	0	29
12	Courtney Ward	g	1	5	1	3	0	0	0	5	5	1	3	4	9	0	28
20	T. Davis-Cain	g	6	11	3	8	1	1	0	4	4	0	16	2	1	2	25
05	Christian Hunnicutt	g	1	3	0	0	0	0	0	2	2	1	2	0	1	0	12
15	Antionette Howard	g	1	2	0	0	0	0	1	2	3	1	2	0	1	0	19
22	Shante Williams	g	0	3	0	1	6	6	2	2	4	0	6	6	2	0	22
50	Jacinta Monroe	g	6	6	0	0	3	4	1	6	7	2	15	1	4	2	20
TEAM									2	2							
Totals.....			28	52	9	19	12	15	11	30	41	10	77	19	19	4	200

TOTAL FG% 1st Half: 16-28 57.1% 2nd Half: 12-24 50.0% Game: 53.8% DEADBALL
3-Pt. FG% 1st Half: 6-14 42.9% 2nd Half: 3-5 60.0% Game: 47.4% REBOUNDS
F Throw % 1st Half: 2-2 100% 2nd Half: 10-13 76.9% Game: 80.0% 3

Officials: Joe Cunningham, Bryan Enterline, Kenneth Weiland

Attendance: 2785

Score by Periods	1st	2nd	Total
Fordham	20	22	42
Florida State	40	37	77

Game 6: #20 Florida State 81, Florida 78
11/23/07 at Gainesville, Fla. (O'Connell Center)

VISITORS: Florida State 6-1

##	Player	f	tot-fg		3-pt		rebounds			pf	tp	a	to	blk	s	min	
			fg	fga	fg	fga	of	de	tot								
04	Cayla Moore	f	0	2	0	0	0	0	2	0	2	4	0	0	3	0	15
01	Angel Gray	g	2	2	0	0	3	4	0	1	1	2	7	0	2	0	23
10	Mara Freshour	g	4	9	0	2	1	3	5	3	8	0	9	2	0	0	36
12	Courtney Ward	g	1	9	0	2	2	0	3	3	2	4	6	2	0	2	26
20	T. Davis-Cain	g	10	20	5	10	2	4	2	2	4	3	27	0	2	0	35
15	Antionette Howard	g	4	7	1	1	0	0	1	2	3	1	9	0	3	0	19
22	Shante Williams	g	4	8	0	0	3	7	0	4	4	2	11	6	3	0	23
50	Jacinta Monroe	g	7	12	0	0	0	2	5	4	9	3	14	0	0	4	23
TEAM									2	3	5						
Totals.....			32	69	6	13	11	22	17	22	39	17	81	14	15	4	12200

TOTAL FG% 1st Half: 15-32 46.9% 2nd Half: 17-37 45.9% Game: 46.4% DEADBALL
3-Pt. FG% 1st Half: 2-7 28.6% 2nd Half: 4-6 66.7% Game: 46.2% REBOUNDS
F Throw % 1st Half: 5-7 71.4% 2nd Half: 6-15 40.0% Game: 50.0% 3

HOME TEAM: Florida 3-2

##	Player	f	tot-fg		3-pt		rebounds			pf	tp	a	to	blk	s	min	
			fg	fga	fg	fga	of	de	tot								
44	Dotson, M.	f	9	12	0	0	4	7	4	1	15	3	22	0	6	1	32
42	Henry, Aneika	f	0	0	0	0	0	2	1	2	3	3	0	0	3	1	13
03	Brooks, Sha	g	5	13	2	6	1	1	0	1	1	1	13	4	5	0	38
12	Thomas, B	g	3	6	1	3	0	0	0	0	0	4	7	3	1	0	22
20	Bowden, D.	g	6	12	5	7	0	0	0	2	2	4	17	5	3	0	36
02	Thompson, L.	g	1	3	0	1	0	0	1	1	2	3	2	1	2	0	17
15	Critton, Kim	g	0	1	0	0	0	0	1	0	1	0	1	0	0	0	6
24	Smith, Sharielle	g	5	12	0	0	4	4	4	5	9	1	14	2	1	1	31
50	Crawford, Ebonie	g	1	2	0	0	1	2	1	2	3	0	3	0	0	0	5
TEAM									1	3	4						
Totals.....			30	61	8	17	10	16	13	27	40	20	78	15	23	3	5

TOTAL FG% 1st Half: 16-34 47.1% 2nd Half: 14-27 51.9% Game: 49.2% DEADBALL
3-Pt. FG% 1st Half: 4-8 50.0% 2nd Half: 4-9 44.4% Game: 47.1% REBOUNDS
F Throw % 1st Half: 5-11 45.5% 2nd Half: 5-5 100% Game: 62.5% 2,1

Officials: Wesley Dean, Nanette Sisk, Doug Cloud

Attendance: 5167

Score by Periods	1st	2nd	Total
Florida State	37	44	81
Florida	41	37	78

Game 7: #20 Florida State 85, Indiana 78
11/30/07 at Bloomington, Ind. (Assembly Hall)
Inaugural Women's ACC/Big Ten Challenge

VISITORS: Florida State 6-1

##	Player	f	tot-fg		3-pt		rebounds			pf	tp	a	to	blk	s	min	
			fg	fga	fg	fga	of	de	tot								
50	Jacinta Monroe	f	4	7	0	0	4	8	4	2	6	2	6	2	0	28	
01	Angel Gray	g	2	3	0	0	0	0	1	1	2	1	4	3	2	21	
10	Mara Freshour	g	5	7	2	3	9	11	1	2	3	2	21	3	5	1	35
12	Courtney Ward	g	1	3	0	0	0	0	0	1	2	3	1	2	0	5	14
20	T. Davis-Cain	g	5	11	2	3	1	3	0	3	3	3	13	1	3	0	27
04	Cayla Moore	g	2	2	0	0	0	0	0	1	1	2	4	0	2	1	12
15	Antionette Howard	g	4	7	1	1	3	4	3	7	10	3	12	2	4	0	25
22	Shante Williams	g	4	8	0	0	6	11	2	1	3	2	14	5	0	0	29
33	Britany Miller	g	1	4	0	0	1	2	1	1	2	3	3	0	0	0	9
TEAM									2	2							
Totals.....			28	52	5	7	24	39	13	22	35	19	85	14	22	4	200

TOTAL FG% 1st Half: 14-28 50.0% 2nd Half: 14-24 58.3% Game: 53.8% DEADBALL
3-Pt. FG% 1st Half: 2-4 50.0% 2nd Half: 3-3 100% Game: 71.4% REBOUNDS
F Throw % 1st Half: 7-11 63.6% 2nd Half: 17-28 60.7% Game: 61.5% 4

HOME TEAM: Indiana 4-3

##	Player	f	tot-fg		3-pt		rebounds			pf	tp	a	to	blk	s	min	
			fg	fga	fg	fga	of	de	tot								
11	Thomas, W.	f	4	5	0	0	0	2	1	1	2	5	8	2	2	0	21
42	Jackson, Amber	f	3	6	0	0	2	3	2	5	8	0	6	0	0	0	21
04	Smith, Nikki	g	2	8	1	5	0	0	2	1	3	2	5	0	2	1	0
23	Braun, Jamie	g	5	12	1	4	5	6	5	6	11	1	16	6	5	0	38
32	Davis, Jori	g	4	10	1	2	1	2	1	2	4	10	3	4	0	1	26
01	Jackson, Ebony	g	2	5	2	4	0	0	1	0	1	3	6	1	2	0	12
20	Lindsay, Whitney	g	3	5	0	1	2	0	1	1	3	7	4	1	0	1	24
25	Linn, Haylie	g	5	9	5	5	1	3	0	4	4	3	16	1	0	0	26
41	Follmer, Georgia	g	1	4	0	0	0	0	3	2	5	4	2	0	3	1	0
TEAM									2	4	6						
Totals.....			29	64	10	21	10	18	18	22	40	30	78	17	25	2	8

TOTAL FG% 1st Half: 17-37 45.9% 2nd Half: 12-27 44.4% Game: 45.3% DEADBALL
3-Pt. FG% 1st Half: 5-12 41.7% 2nd Half: 5-9 55.6% Game: 47.6% REBOUNDS
F Throw % 1st Half: 2-2 100% 2nd Half: 8-16 50.0% Game: 55.6% 3

2007-08 REVIEW

Box Scores

Game 9: #11 Texas A&M 81, Florida State 67 12/6/07 at College Station, Texas (Reed Arena)

VISITORS: Florida State 6-3

##	Player	tot-fg		3-pt		rebounds			pf	tp	a	to	blk	s	min			
		fg	fga	fg	fga	ft	fta	of								de	tot	
10	Mara Freshour *	2	6	0	2	2	2	0	1	1	1	6	8	3	0	1	35	
20	T. Davis-Cain *	5	11	1	6	2	2	0	5	5	3	13	1	2	0	0	30	
22	Shante Williams *	5	9	0	0	8	9	0	5	5	0	18	3	5	1	1	29	
33	Britany Miller *	7	9	0	0	0	2	0	6	6	3	14	0	3	5	0	34	
50	Jacinta Monroe *	3	3	0	0	0	0	0	0	0	3	6	0	2	3	1	18	
01	Angel Gray	1	1	0	0	0	0	0	2	2	3	2	2	3	0	0	25	
05	Christian Hunnicutt	0	0	0	0	0	0	0	0	0	0	0	0	2	0	1	4	
12	Courtney Ward	2	4	1	1	2	2	2	1	3	1	7	4	4	0	2	15	
15	Antionette Howard	0	3	0	1	1	2	1	0	1	1	1	0	0	0	1	10	
TEAM						3			2		5							
Totals.....		25	46	2	10	15	19	6	22	28	15	67	18	24	9	7	200	

TOTAL FG%	1st Half: 15-23 65.2%	2nd Half: 10-23 43.5%	Game: 54.3%	DEADBALL
3-Pt. FG%	1st Half: 0-2 0.0%	2nd Half: 2-8 25.0%	Game: 20.0%	REBOUNDS
F Throw %	1st Half: 8-11 72.7%	2nd Half: 7-8 87.5%	Game: 78.9%	1.2

HOME TEAM: Texas A&M 7-1

##	Player	tot-fg		3-pt		rebounds			pf	tp	a	to	blk	s	min			
		fg	fga	fg	fga	ft	fta	of								de	tot	
03	Starks, Takia *	12	17	2	2	2	3	0	2	2	3	28	2	3	0	2	34	
10	Franklin, A *	4	12	4	8	0	0	2	2	4	2	12	6	0	0	1	33	
12	Micheaux, L *	0	5	0	0	0	0	1	2	3	2	0	3	2	1	2	27	
33	Horton, Ashlaa *	1	4	0	0	0	0	1	3	4	2	2	1	1	0	0	17	
55	Gant, Danielle *	10	16	0	0	5	6	2	2	4	1	25	3	1	1	1	36	
02	Buchanan, Damitria	2	5	0	0	2	2	1	3	3	6	0	1	1	2	11	11	
11	Gulley, LaToya	0	1	0	1	0	0	0	1	1	0	0	0	1	0	0	5	
15	Baker, Maryann	0	0	0	0	0	0	0	0	0	0	0	0	0	0	0	1	
24	Reado, Patrice	3	5	0	0	0	0	3	2	5	3	6	0	1	1	2	16	
44	Limbaha, Katrina 0	2	0	0	0	0	1	2	3	0	0	1	0	0	0	0	8	
51	Colson, Sydney	1	3	0	2	0	0	1	1	2	3	2	2	2	0	1	12	
TEAM						2			2		3							
Totals.....		33	70	6	13	9	11	15	18	33	19	81	18	12	4	11	200	

TOTAL FG%	1st Half: 21-40 52.5%	2nd Half: 12-30 40.0%	Game: 47.1%	DEADBALL
3-Pt. FG%	1st Half: 4-9 44.4%	2nd Half: 2-4 50.0%	Game: 46.2%	REBOUNDS
F Throw %	1st Half: 4-4 100%	2nd Half: 5-7 71.4%	Game: 81.8%	0

Officials: Scott Yarbrough, Joe Cunningham and Tommy Salerno

Attendance: 2518

Score by Periods	1st	2nd	Total
Florida State	38	29	67
Texas A&M	50	31	81



Game 10: Florida State 94, Alabama State 42 12/16/07 at Tallahassee, Fla. (Tucker Center)

VISITORS: Alabama State 2-4

##	Player	tot-fg		3-pt		rebounds			pf	tp	a	to	blk	s	min			
		fg	fga	fg	fga	ft	fta	of								de	tot	
42	FULGHAM, A. f	1	6	0	0	3	4	1	3	4	3	5	0	4	0	2	25	
54	MERRITT, S. c	2	3	0	0	2	2	4	0	4	1	6	0	1	2	1	17	
05	SANFORD, J. g	0	0	0	0	2	6	0	1	1	3	2	0	4	0	3	28	
20	ROBINSON, S. g	0	4	0	0	0	0	0	0	0	0	0	2	0	0	0	15	
50	LUMPKIN, E. g	6	16	3	10	4	4	0	1	1	1	19	1	8	0	0	32	
04	DAVIS, K. g	0	8	0	5	0	0	1	0	1	2	0	1	5	0	0	19	
11	TOWNSEND, J. g	2	7	1	2	0	1	2	1	3	2	5	0	2	0	2	10	
22	DOWDELL, Marie 0	0	0	0	0	0	0	2	2	1	0	0	3	0	0	0	13	
33	JACKSON, Tanika 0	1	7	0	0	0	4	4	8	1	2	0	0	0	0	0	25	
35	DELANEY, Candace 0	1	0	0	2	2	0	1	1	2	2	0	0	1	0	0	6	
52	HARRIS, Britney 0	1	0	0	1	2	1	0	1	1	1	0	1	0	0	0	10	
TEAM						1			3		4							
Totals.....		12	53	4	17	14	21	14	16	30	17	42	2	30	3	8	200	

TOTAL FG%	1st Half: 7-30 23.3%	2nd Half: 5-23 21.7%	Game: 22.6%	DEADBALL
3-Pt. FG%	1st Half: 2-11 18.2%	2nd Half: 2-6 33.3%	Game: 23.5%	REBOUNDS
F Throw %	1st Half: 1-3 33.3%	2nd Half: 13-18 72.2%	Game: 66.7%	3.3

HOME TEAM: Florida State 7-3

##	Player	tot-fg		3-pt		rebounds			pf	tp	a	to	blk	s	min			
		fg	fga	fg	fga	ft	fta	of								de	tot	
33	Britany Miller c	5	11	0	0	2	5	3	3	6	4	12	0	1	1	5	23	
02	Alysha Harvin g	6	12	1	2	2	2	3	5	4	15	3	4	0	4	2	26	
10	Mara Freshour g	6	13	4	9	0	0	3	2	5	0	16	2	1	0	0	29	
12	Courtney Ward g	5	10	2	7	2	2	3	2	5	0	14	3	2	0	3	24	
22	Shante Williams g	2	5	1	3	0	0	0	5	5	1	5	13	7	0	2	28	
04	Cayla Moore g	2	2	0	0	0	0	1	1	2	4	4	0	1	0	1	12	
05	Christian Hunnicutt g	4	5	1	2	1	2	1	5	6	2	10	0	1	0	1	25	
15	Antionette Howard g	4	5	0	0	1	3	2	2	4	2	9	1	1	0	0	13	
50	Jacinta Monroe g	4	8	0	0	1	5	2	4	6	1	9	0	1	7	1	20	
TEAM						3			4		7							
Totals.....		38	71	9	23	9	19	20	31	51	18	94	22	19	8	17	200	

TOTAL FG%	1st Half: 16-36 44.4%	2nd Half: 22-35 62.9%	Game: 53.5%	DEADBALL
3-Pt. FG%	1st Half: 4-14 28.6%	2nd Half: 5-9 55.6%	Game: 39.1%	REBOUNDS
F Throw %	1st Half: 3-4 75.0%	2nd Half: 6-15 40.0%	Game: 47.4%	4

Officials: Bryan Brunette, Ecitrym Lamarr, Reid Brockett

Attendance: 1299

Score by Periods	1st	2nd	Total
Alabama State	17	25	42
Florida State	39	55	94

Game 11: Florida State 66, UAB 52 12/20/07 at Birmingham, Ala. (Bartow Arena)

VISITORS: Florida State 8-3

##	Player	tot-fg		3-pt		rebounds			pf	tp	a	to	blk	s	min			
		fg	fga	fg	fga	ft	fta	of								de	tot	
50	Jacinta Monroe f	2	4	0	0	3	4	1	2	3	4	7	1	1	2	0	15	
02	Alysha Harvin g	1	4	1	2	0	0	2	2	4	2	3	0	3	0	0	15	
10	Mara Freshour g	5	10	3	6	2	2	1	9	10	1	15	2	3	0	1	36	
12	Courtney Ward g	3	10	2	3	3	4	0	2	2	2	11	2	6	0	1	31	
22	Shante Williams g	6	13	0	1	3	3	0	3	0	3	0	15	2	5	2	4	28
04	Cayla Moore g	3	6	0	0	1	2	3	8	11	4	7	0	0	1	2	20	
05	Christian Hunnicutt g	1	5	0	0	1	2	1	2	3	3	3	2	0	1	0	30	
15	Antionette Howard g	2	6	0	1	1	2	1	3	4	1	5	0	0	0	3	25	
TEAM						1			3		4							
Totals.....		23	58	6	13	14	19	10	34	44	17	66	9	18	6	11	200	

TOTAL FG%	1st Half: 11-33 33.3%	2nd Half: 12-25 48.0%	Game: 39.7%	DEADBALL
3-Pt. FG%	1st Half: 4-6 66.7%	2nd Half: 2-7 28.6%	Game: 46.2%	REBOUNDS
F Throw %	1st Half: 2-4 50.0%	2nd Half: 12-15 80.0%	Game: 73.7%	0

HOME TEAM: UAB 4-8

##	Player	tot-fg		3-pt		rebounds			pf	tp	a	to	blk	s	min			
		fg	fga	fg	fga	ft	fta	of								de	tot	
12	ROGERS, D. f	7	16	2	6	1	3	6	10	16	3	17	2	6	1	2	36	
33	BERRY, B. f	0	1	0	0	0	0	0	0	0	0	1	0	0	0	0	6	
52	INGRAM, C. c	1	3	0	0	0	0	1	3	4	0	2	0	0	0	0	18	
01	MCFADDEN, C. g	5	15	1	2	2	2	4	3	7	4	13	1	6	0	1	35	
02	SALAM, F. g	0	4	0	1	0	0	1	0	1	0	0	3	1	0	0	7	
02	PETERSON, A. g	4	14	3	12	0	0	0	2	2	1	11	0	2	0	1	31	
15	MURRAY, LaKitha 0	0	0	0	0	0	0	0	0	0	0	0	0	0	0	0	2	
25	JONES, Britney 0	1	10	0	5	3	5	1	2	3	2	5	4	3	1	0	36	
43	HERRON, Chasity 0	2	3	0	0	0	0	2	4	6	1	4	0	1	1	0	12	
50	SCOTT, Amanda 0	0	5	0	1	0	0	0	5	5	3	0	0	1	2	0	17	
TEAM						5			1		6							
Totals.....		20	71	6	27	6	10	20	30	50	15	52	10	20	5	4	200	

TOTAL FG%	1st Half: 5-28 17.9%	2nd Half: 15-43 34.9%	Game: 28.2%	DEADBALL
3-Pt. FG%	1st Half: 3-14 21.4%	2nd Half: 3-13 23.1%	Game: 22.2%	REBOUNDS
F Throw %	1st Half: 6-8 75.0%	2nd Half: 0-2 0.0%	Game: 60.0%	1

2007-08 REVIEW

Box Scores

Game 12: Florida State 52, Samford 51
12/27/07 at Tallahassee, Fla. (Tucker Center)

VISITORS: Samford 7-5

##	Player	tot-fg		3-pt		rebounds			pf	tp	a	to	blk	s	min			
		fg	fga	fg	fga	of	de	tot										
03	OKOLI, Chika f	2	6	1	2	1	2	0	3	3	2	6	2	2	0	3	0	
45	HILL, S. f	5	12	4	0	0	1	6	7	4	11	3	2	1	1	28		
10	TOWNS, Taryn g	1	5	0	3	0	2	0	4	4	1	2	3	1	0	1	34	
13	MAXWELL, M.g	5	11	4	8	0	0	1	7	8	1	14	2	5	0	1	37	
14	LONDON, E.	4	7	1	2	2	2	0	6	6	0	11	0	6	0	0	35	
24	SPRUIELL, M.	1	4	1	3	0	0	1	0	1	0	3	0	2	0	0	7	
33	MUNDAY, Alex	2	7	0	1	0	0	1	2	3	2	4	0	0	0	0	25	
52	ELKINS, Jennifer	0	0	0	0	2	1	0	1	0	1	0	1	1	0	0	4	
TEAM						3			1		4							
Totals.....		20	52	8	23	3	8	8	29	37	10	51	11	19	1	3	200	

TOTAL FG% 1st Half: 12-25 48.0% 2nd Half: 8-27 29.6% Game: 38.5% DEADBALL
3-Pt. FG% 1st Half: 5-11 45.5% 2nd Half: 3-12 25.0% Game: 34.8% REBOUNDS
F Throw % 1st Half: 0-3 0.0% 2nd Half: 3-5 60.0% Game: 37.5% 2

HOME TEAM: Florida State 9-3

##	Player	tot-fg		3-pt		rebounds			pf	tp	a	to	blk	s	min			
		fg	fga	fg	fga	of	de	tot										
50	Jacinta Monroe f	8	14	0	0	1	1	3	6	9	0	17	2	2	6	0	28	
02	Alysha Harvin g	2	13	1	6	0	0	0	6	6	2	5	1	3	0	1	32	
10	Mara Freshour g	1	12	0	6	4	4	3	4	7	0	6	3	1	0	1	36	
12	Courtney Ward g	1	5	0	1	0	0	1	2	3	2	0	1	1	4	28		
22	Shante Williams g	3	9	0	1	4	4	2	2	10	1	2	0	4	24			
04	Cayla Moore g	0	2	0	0	0	0	0	4	4	2	0	0	3	0	1	12	
05	Christian H.	5	6	2	2	0	0	4	1	5	2	12	0	1	0	0	31	
15	Antionette H.	0	1	0	0	0	2	1	1	0	1	0	0	0	0	9		
TEAM						2			2		1							
Totals.....		20	62	3	16	9	11	14	27	41	12	52	8	14	7	11	200	

TOTAL FG% 1st Half: 6-31 19.4% 2nd Half: 14-31 45.2% Game: 32.3% DEADBALL
3-Pt. FG% 1st Half: 0-9 0.0% 2nd Half: 3-7 42.9% Game: 18.8% REBOUNDS
F Throw % 1st Half: 4-4 100% 2nd Half: 5-7 71.4% Game: 81.8% 1

Officials: Wesley Dean, Carla Fountain, Dawn Marsh

Attendance: 1,390

Score by Periods	1st	2nd	Total
Samford	29	22	51
Florida State	16	36	52

Game 14: Florida State 72, Hofstra 54
12/30/07 at Miami, Fla. (Pharmed Arena)

VISITORS: Florida State 10-4

##	Player	tot-fg		3-pt		rebounds			pf	tp	a	to	blk	s	min			
		fg	fga	fg	fga	of	de	tot										
02	Alysha Harvin *	5	13	1	2	2	3	1	1	2	3	13	0	2	1	31		
10	Mara Freshour *	2	10	1	5	0	2	2	4	6	1	5	1	1	0	26		
12	Courtney Ward *	4	8	2	3	5	0	2	2	3	15	6	3	1	1	27		
22	Shante Williams *	1	3	0	1	0	0	1	2	3	1	2	3	2	0	1	22	
50	Jacinta Monroe *	5	7	0	0	2	3	4	6	2	12	1	0	4	2	20		
04	Cayla Moore *	1	3	0	0	0	0	2	3	5	3	2	1	2	0	20		
05	Christian Hunnicutt	2	8	1	4	3	4	0	1	1	8	1	0	1	0	27		
15	Antionette Howard	5	8	1	3	4	5	2	9	11	2	15	1	5	1	27		
TEAM						3			6									
Totals.....		25	60	6	18	16	22	13	29	42	16	72	14	15	8	10	200	

TOTAL FG% 1st Half: 11-26 42.3% 2nd Half: 14-34 41.2% Game: 41.7% DEADBALL
3-Pt. FG% 1st Half: 1-8 12.5% 2nd Half: 5-10 50.0% Game: 33.3% REBOUNDS
F Throw % 1st Half: 12-13 92.3% 2nd Half: 4-9 44.4% Game: 72.7% 3

HOME TEAM: Hofstra 2-9

##	Player	tot-fg		3-pt		rebounds			pf	tp	a	to	blk	s	min			
		fg	fga	fg	fga	of	de	tot										
04	Fripp, Natty *	6	13	3	6	1	2	2	1	3	2	16	5	2	1	34		
13	Brigham, Sam *	2	4	1	1	1	2	1	0	1	4	6	1	3	0	15		
23	Campbell, K. *	0	4	0	0	0	0	2	1	3	4	0	0	1	0	13		
34	Williams, Niki *	1	6	0	3	1	2	1	4	5	0	3	4	3	1	30		
52	Quamme, Linn *	2	10	1	4	0	0	4	4	1	5	1	0	0	1	27		
10	Bellochio, C.	0	3	0	1	2	1	3	4	1	2	2	6	0	0	17		
12	Terry, Aamira	5	9	0	0	2	1	3	4	3	12	2	3	0	2	20		
14	Rodgers, Britne	0	2	0	1	0	0	0	0	0	0	0	0	0	0	7		
32	Ali, India	0	0	0	0	0	0	1	2	0	0	0	0	0	0	4		
35	Wilcots, Ashley	1	2	0	0	2	2	1	2	3	3	4	0	1	5	0	18	
51	Biedny, Christina	3	6	0	0	0	0	2	2	3	6	0	0	0	0	15		
TEAM						3			4		7							
Totals.....		20	59	5	16	9	14	13	25	38	21	54	15	20	7	6	200	

TOTAL FG% 1st Half: 8-31 25.8% 2nd Half: 12-28 42.9% Game: 33.9% DEADBALL
3-Pt. FG% 1st Half: 2-10 20.0% 2nd Half: 3-6 50.0% Game: 31.3% REBOUNDS
F Throw % 1st Half: 5-8 62.5% 2nd Half: 4-6 66.7% Game: 64.3% 2

Officials: Eric Koch

Attendance:

Score by Periods	1st	2nd	Total
Florida State	35	37	72
Hofstra	23	31	54

Game 13: #7 Georgia 71, Florida State 62
12/29/07 at Miami, Fla. (Pharmed Arena)

VISITORS: Georgia 11-0

##	Player	tot-fg		3-pt		rebounds			pf	tp	a	to	blk	s	min			
		fg	fga	fg	fga	of	de	tot										
01	Ashley Houts *	4	8	2	3	3	6	0	0	0	2	13	6	2	0	45		
20	Angela Puleo	3	12	3	9	2	3	3	6	2	11	3	3	1	1	41		
24	Megan Darrah *	4	9	1	4	3	4	2	4	6	4	12	1	3	1	41		
33	Angel Robinson *	4	9	0	4	4	8	10	18	2	12	2	2	4	1	40		
34	T. Humphrey *	9	20	1	5	3	5	2	6	8	4	22	4	2	1	38		
15	Jaleesa Rhoden	0	0	0	0	1	2	0	1	2	1	1	0	0	0	9		
50	Rebecca Rowsey	0	2	0	0	0	0	0	0	0	0	0	0	0	0	11		
TEAM						1			2									
Totals.....		24	60	7	21	16	23	16	25	41	16	71	17	12	7	3	225	

TOTAL FG% 1st Half: 10-25 40.0% 2nd Half: 11-26 42.3% Game: 40.0% DEADBALL
3-Pt. FG% 1st Half: 3-9 33.3% 2nd Half: 4-11 36.4% Game: 33.3% REBOUNDS
F Throw % 1st Half: 3-5 60.0% 2nd Half: 5-8 62.5% Game: 69.6% 2,1

HOME TEAM: Florida State 9-4

##	Player	tot-fg		3-pt		rebounds			pf	tp	a	to	blk	s	min			
		fg	fga	fg	fga	of	de	tot										
02	Alysha Harvin *	0	9	0	3	4	4	2	2	4	0	2	0	1	22			
10	Mara Freshour *	6	14	4	8	4	6	4	3	7	3	20	4	2	0	39		
12	Courtney Ward *	4	15	3	6	1	2	3	6	3	12	6	3	0	0	40		
22	Shante Williams *	5	19	0	2	0	0	3	4	7	4	10	1	2	0	25		
50	Jacinta Monroe *	3	4	0	0	2	2	3	5	8	2	8	0	1	0	36		
04	Cayla Moore	1	2	0	0	0	1	4	5	4	2	0	1	0	0	18		
05	Christian Hunnicutt	0	3	0	2	0	0	1	2	3	3	0	1	0	1	31		
15	Antionette Howard	3	4	0	1	0	0	2	1	3	1	6	0	0	0	14		
TEAM						3			1		4							
Totals.....		22	70	7	22	11	14	22	25	47	22	62	12	13	1	4	225	

TOTAL FG% 1st Half: 10-29 34.5% 2nd Half: 10-32 31.3% Game: 31.4% DEADBALL
3-Pt. FG% 1st Half: 3-9 33.3% 2nd Half: 3-10 30.0% Game: 31.8% REBOUNDS
F Throw % 1st Half: 2-4 50.0% 2nd Half: 9-10 90.0% Game: 78.6% 3

Officials: Leslie Claybrook, Eric Koch, John Fletcher

Attendance: 494

Score by Periods	1st	2nd	OT	Total
Georgia	26	31	14	71
Florida State	25	32	5	62

Game 15: #11 LSU 73, Florida State 61
1/3/08 at Tallahassee, Fla. (Tucker Center)

VISITORS: LSU 11-3

##	Player	tot-fg		3-pt		rebounds			pf	tp	a	to	blk	s	min
		fg	fga	fg	fga	of	de	tot							
54															

2007-08 REVIEW

Box Scores

Game 16: Florida State 67, Virginia Tech 63 1/6/08 at Tallahassee, Fla. (Tucker Center)

VISITORS: Virginia Tech 12-4, 0-2 ACC

##	Player	tot-fg		3-pt		ft		rebounds			tp	a	to	blk	s	min	
		fg	fga	fg	fga	ft	fta	of	de	tot							
15	Utahya Drye	5	15	0	1	0	2	4	4	8	1	10	0	1	0	1	37
31	Amber Hall	4	7	0	0	0	0	3	4	7	2	8	2	1	1	1	27
20	Lindsay Biggs	3	13	2	7	0	0	3	1	4	3	8	2	4	0	0	30
21	Brittany Cook	8	18	2	4	1	3	1	5	6	5	19	2	6	0	2	32
22	Laura Haskins	3	8	0	1	1	2	4	2	6	2	7	6	2	0	1	36
13	Eleanor Brentnall	4	0	0	0	0	4	3	7	1	4	2	1	0	0	18	
24	Lakeisha Logan	0	0	0	0	0	0	0	0	0	0	0	0	0	0	3	
30	Shani Grey	2	4	0	0	3	3	0	3	3	0	7	0	3	0	1	1
TEAM								1 1 2									
Totals.....		27	69	4	13	5	10	20	23	43	14	63	14	18	1	5	200

TOTAL FG% 1st Half: 14-35 40.0% 2nd Half: 13-34 38.2% Game: 39.1% DEADBALL
3-Pt. FG% 1st Half: 2-7 28.6% 2nd Half: 2-6 33.3% Game: 30.8% REBOUNDS
F Throw % 1st Half: 2-7 28.6% 2nd Half: 3-3 100% Game: 50.0% 2.4

HOME TEAM: Florida State 11-5, 1-0 ACC

##	Player	tot-fg		3-pt		ft		rebounds			tp	a	to	blk	s	min	
		fg	fga	fg	fga	ft	fta	of	de	tot							
50	Jacinta Monroe	7	11	0	0	1	2	4	4	8	4	15	1	0	1	25	
02	Alysha Harvin	7	13	1	3	1	2	3	4	7	2	16	2	2	0	30	
10	Mara Freshour	2	12	1	5	8	8	2	2	4	1	13	0	1	0	39	
12	Courtney Ward	3	8	2	4	0	0	2	2	4	0	8	0	3	0	31	
22	Shante Williams	2	9	0	1	1	2	1	2	0	5	6	2	0	2	32	
04	Cayla Moore	2	3	0	0	0	0	0	3	3	2	4	0	2	0	19	
05	Christian Hunnicutt	0	0	0	0	0	0	1	1	0	0	0	0	0	0	3	
15	Antionette Howard	3	6	0	2	0	0	0	3	3	2	6	1	3	0	21	
TEAM								5 5									
Totals.....		26	62	4	15	11	14	12	25	37	11	67	10	13	1	5	200

TOTAL FG% 1st Half: 16-30 53.3% 2nd Half: 10-32 31.3% Game: 41.9% DEADBALL
3-Pt. FG% 1st Half: 2-7 28.6% 2nd Half: 2-8 25.0% Game: 26.7% REBOUNDS
F Throw % 1st Half: 2-2 100% 2nd Half: 9-12 75.0% Game: 78.6% 0

Officials: Dennis DeMayo, Nan Sisk, Angelica Suffren

Attendance: 1,773

Score by Periods	1st	2nd	Total
Virginia Tech	32	31	63
Florida State	36	31	67

Game 18 Florida State 80, Wake Forest 53 1/17/08 at Tallahassee, Fla. (Tucker Center)

VISITORS: Wake Forest 12-7, 0-5 ACC

##	Player	tot-fg		3-pt		ft		rebounds			tp	a	to	blk	s	min	
		fg	fga	fg	fga	ft	fta	of	de	tot							
2	Brown, Christen	4	4	4	4	0	0	0	1	1	2	12	2	3	0	2	32
33	Groves, Corrine	1	7	0	0	0	0	1	4	5	4	2	0	3	0	0	20
02	Tchangoue, A.	3	10	2	7	3	4	2	4	6	2	11	4	2	1	0	35
05	Morris, C.	2	3	2	2	0	0	1	3	4	0	6	1	2	0	2	23
10	Roullhac, Tiffany	1	6	1	2	0	0	0	0	0	0	4	3	5	1	0	26
03	Collier, Camille	3	16	2	9	2	2	0	0	0	2	10	2	4	0	1	32
13	Cain, Jessie	0	0	0	0	0	0	0	0	0	0	1	0	0	0	0	3
15	Wilson, Kern	0	0	0	0	0	0	0	0	0	0	0	0	1	0	0	3
20	Waters, Brittany	0	0	0	0	0	1	0	0	0	1	0	0	2	0	0	2
31	Riddle, Sarah	0	0	0	0	0	0	0	0	0	0	0	0	0	0	0	1
44	Valentine, Mekia	3	7	0	0	4	6	4	5	9	4	10	0	2	2	0	23
TEAM								4 2 6									
Totals.....		17	53	11	24	9	13	12	19	31	20	54	14	20	3	6	200

TOTAL FG% 1st Half: 7-21 33.3% 2nd Half: 10-32 31.3% Game: 32.1% DEADBALL
3-Pt. FG% 1st Half: 5-9 55.6% 2nd Half: 6-15 40.0% Game: 45.8% REBOUNDS
F Throw % 1st Half: 1-2 50.0% 2nd Half: 8-11 72.7% Game: 69.2% 3.1

HOME TEAM: Florida State 12-6, 2-1 ACC

##	Player	tot-fg		3-pt		ft		rebounds			tp	a	to	blk	s	min	
		fg	fga	fg	fga	ft	fta	of	de	tot							
04	Cayla Moore	2	3	0	0	1	2	2	2	4	4	5	0	2	1	0	14
05	C. Hunnicutt	1	6	0	1	2	4	1	3	4	2	4	2	2	0	0	30
10	Mara Freshour	6	9	4	6	2	2	0	1	1	0	18	1	3	0	0	37
12	Courtney Ward	2	5	1	3	2	3	0	6	6	1	7	1	4	0	2	36
22	Shante Williams	6	12	0	0	6	7	1	1	2	1	18	7	0	0	4	27
02	Alysha Harvin	6	8	1	2	1	1	0	2	2	1	14	0	3	0	1	28
15	Antionette Howard	1	4	0	1	0	0	1	1	1	1	2	0	2	0	1	16
50	Jacinta Monroe	3	3	0	0	6	8	1	4	5	3	12	0	1	2	1	12
TEAM								3 4 7									
Totals.....		27	50	6	13	20	27	8	24	32	13	80	11	17	3	8	200

TOTAL FG% 1st Half: 13-29 44.8% 2nd Half: 14-21 66.7% Game: 54.0% DEADBALL
3-Pt. FG% 1st Half: 3-8 37.5% 2nd Half: 3-5 60.0% Game: 46.2% REBOUNDS
F Throw % 1st Half: 5-6 83.3% 2nd Half: 15-21 71.4% Game: 74.1% 2.1

Officials: Felicia Grinter, Billy Smith, Ron Ledington

Attendance: 1,474

Score by Periods	1st	2nd	Total
Wake Forest	20	34	54
Florida State	34	46	80

Game 17: #12 Duke 70, Florida State 38 1/11/08 at Durham, N.C. (Cameron Indoor Stadium)

VISITORS: Florida State 11-6, 1-1 ACC

##	Player	tot-fg		3-pt		ft		rebounds			tp	a	to	blk	s	min	
		fg	fga	fg	fga	ft	fta	of	de	tot							
50	Jacinta Monroe	2	7	0	0	0	3	1	5	6	3	4	0	4	3	0	28
02	Alysha Harvin	3	6	1	4	0	0	1	4	5	2	7	1	2	0	1	24
10	Mara Freshour	1	8	0	2	2	3	3	7	10	1	4	1	4	0	3	35
12	Courtney Ward	1	13	1	7	1	4	2	3	5	3	4	3	4	0	0	31
22	Shante Williams	1	10	0	0	2	6	0	3	3	1	4	1	5	1	1	25
04	Cayla Moore	1	3	0	0	0	2	2	2	4	4	2	0	1	1	2	15
05	Christian Hunnicutt	2	5	1	2	0	2	2	2	4	2	5	0	2	0	0	18
15	Antionette Howard	4	12	0	1	0	0	1	1	8	0	3	0	0	0	24	
TEAM								3 4 7									
Totals.....		15	64	3	16	5	20	15	30	45	17	38	6	25	5	7	200

TOTAL FG% 1st Half: 7-33 21.2% 2nd Half: 8-31 25.8% Game: 23.4% DEADBALL
3-Pt. FG% 1st Half: 0-5 0.0% 2nd Half: 3-11 27.3% Game: 18.8% REBOUNDS
F Throw % 1st Half: 4-13 30.8% 2nd Half: 1-7 14.3% Game: 25.0% 6

HOME TEAM: Duke 13-3, 2-0 ACC

##	Player	tot-fg		3-pt		ft		rebounds			tp	a	to	blk	s	min	
		fg	fga	fg	fga	ft	fta	of	de	tot							
21	Joy Cheek	1	3	0	1	3	4	0	3	3	4	5	0	1	1	1	14
11	Chante Black	9	11	0	0	1	2	5	4	9	3	19	2	3	4	0	25
04	Abby Waner	2	12	0	5	1	2	0	3	3	1	5	4	0	1	2	26
05	Jasmine Thomas	3	8	0	2	0	0	0	6	6	2	6	2	3	2	3	23
23	Wanisha Smith	0	9	0	3	1	2	0	4	4	0	1	2	1	0	0	24
02	Emily Waner	1	1	1	1	0	0	0	1	1	0	3	0	1	0	0	11
13	Karima Christmas	4	6	0	0	0	2	1	4	5	1	8	1	1	0	4	13
15	Bridgette Mitchell	4	6	0	0	2	2	3	2	5	1	10	4	0	0	0	15
30	Carren Gay	2	5	0	0	1	2	3	4	7	2	5	1	2	1	7	18
31	Keturah Jackson	1	1	0	0	0	0	0	1	1	1	2	0	1	0	2	11
34	Krystal Thomas	3	8	0	0	0	3	0	5	5	1	6	1	5	2	0	20
TEAM								2 6 8									
Totals.....		30	70	1	12	9	19	14	43	57	16	70	17	18	11	19	200

TOTAL FG% 1st Half: 16-37 43.2% 2nd Half:

2007-08 REVIEW

Box Scores

Game 19: Florida State 63, Clemson 39 1/20/08 at Clemson, S.C. (Littlejohn Coliseum)

VISITORS: Florida State 13-6, 3-1 ACC

##	Player	tot-fg		3-pt		ft		rebounds			pf	tp	a	to	blk	s	min
		fg	fga	fg	fga	ft	fta	of	de	tot							
04	Cayla Moore	* 3	4	0	0	0	2	3	8	11	1	6	1	1	2	1	19
10	Mara Freshour	* 3	7	3	3	2	2	0	3	3	2	11	2	1	0	1	35
12	Courtney Ward	* 0	6	0	4	0	0	0	5	5	1	0	4	3	1	1	27
20	T. Davis-Cain	* 4	9	0	3	6	6	1	2	3	2	14	0	2	0	1	19
22	Shante Williams	* 3	7	0	0	0	0	0	5	5	2	6	4	3	1	1	25
01	Angel Gray	0	0	0	0	0	0	0	0	0	0	0	0	0	0	1	2
02	Alysha Harvin	3	5	1	1	2	2	2	3	5	2	9	1	6	1	1	22
05	Christian Hunnicutt	2	5	1	2	1	1	0	3	3	1	6	2	2	0	0	21
15	Antionette Howard	0	1	0	1	0	0	0	1	1	1	0	1	0	0	0	4
50	Jacinta Monroe	5	10	0	0	1	4	1	9	10	3	11	0	2	3	1	26
TEAM								2	4	6							
Totals.....		23	54	5	14	12	17	9	43	52	15	63	15	22	8	8	200

TOTAL FG%	1st Half: 11-31 35.5%	2nd Half: 12-23 52.2%	Game: 42.6%	DEADBALL
3-Pt. FG%	1st Half: 2-7 28.6%	2nd Half: 3-7 42.9%	Game: 35.7%	REBOUNDS
F Throw %	1st Half: 6-9 66.7%	2nd Half: 6-8 75.0%	Game: 70.6%	3

HOME TEAM: Clemson 9-11, 2-3 ACC

##	Player	tot-fg		3-pt		ft		rebounds			pf	tp	a	to	blk	s	min
		fg	fga	fg	fga	ft	fta	of	de	tot							
11	HARDY, Lele	f 5	15	0	1	0	0	5	6	11	2	10	2	3	0	4	32
23	LLOYD, D.	f 1	10	1	1	0	0	1	1	2	1	3	1	0	1	1	21
30	DAVIS, M.	f c 1	4	0	0	0	0	2	4	4	2	1	1	0	0	2	15
04	BROWN, C.	g g 3	15	1	6	0	0	0	1	1	7	2	3	0	2	35	
22	THOMAS, S.	g g 1	9	0	6	0	0	1	1	2	0	2	1	3	0	1	25
10	WRIGHT, Kirstyn	g 1	4	1	4	0	0	0	0	0	1	3	3	1	1	14	
21	PARKER, April	g 0	3	0	0	0	0	2	3	5	0	0	0	1	0	9	
24	TATE, Jasmine	g 1	3	0	0	0	0	1	0	1	0	2	0	0	0	2	
25	HOOD, Whitney	g 5	0	0	3	4	0	0	2	7	0	1	1	0	0	20	
32	CAMPBELL, M.	g 0	2	0	1	3	6	0	5	5	2	3	0	2	1	27	
TEAM								3	3	6							
Totals.....		15	70	3	19	6	10	15	22	37	13	39	10	16	4	13	200

TOTAL FG%	1st Half: 4-35 11.4%	2nd Half: 11-35 31.4%	Game: 21.4%	DEADBALL
3-Pt. FG%	1st Half: 1-8 12.5%	2nd Half: 2-11 18.2%	Game: 15.8%	REBOUNDS
F Throw %	1st Half: 0-0 0.0%	2nd Half: 6-10 60.0%	Game: 60.0%	1,2

Officials: Joe Cunningham, Tony Lipa, Bonnie Pettus

Attendance: 1,100

Score by Periods	1st	2nd	Total
Florida State	30	33	63
Clemson	9	30	39

Game 20: Florida State 75, Miami 70 (OT) 1/24/08 at Coral Gables, Fla. (Bank United Center)

VISITORS: Florida State 14-6, 4-1 ACC

##	Player	tot-fg		3-pt		ft		rebounds			pf	tp	a	to	blk	s	min
		fg	fga	fg	fga	ft	fta	of	de	tot							
04	Cayla Moore	f 1	2	0	0	0	0	2	0	2	3	2	0	0	0	0	7
02	Alysha Harvin	g 4	7	1	2	0	0	2	3	5	3	9	0	2	0	1	27
10	Mara Freshour	g g 5	7	2	2	2	2	2	2	4	1	14	1	4	0	1	39
20	T. Davis-Cain	g g 3	12	2	4	2	2	2	4	3	10	1	2	1	0	24	
22	Shante Williams	g g 3	7	0	0	4	9	0	4	4	1	10	5	2	0	31	
01	Angel Gray	g 0	0	0	0	0	0	2	2	0	0	0	0	0	0	7	
05	Christian Hunnicutt	g 0	5	0	1	0	0	2	1	3	1	0	1	1	0	23	
12	Courtney Ward	g 3	6	1	2	2	2	0	4	4	4	9	8	4	0	29	
50	Jacinta Monroe	g 7	13	0	0	7	9	1	7	8	3	21	0	4	4	38	
TEAM								2	3	5							
Totals.....		26	59	6	11	17	24	13	28	41	19	75	16	21	5	8	225

TOTAL FG%	1st Half: 12-25 48.0%	2nd Half: 11-27 40.7%	Game: 44.1%	DEADBALL
3-Pt. FG%	1st Half: 3-5 60.0%	2nd Half: 2-5 40.0%	Game: 54.5%	REBOUNDS
F Throw %	1st Half: 5-8 62.5%	2nd Half: 10-14 71.4%	Game: 70.8%	2

HOME TEAM: Miami 8-12, 1-4 ACC

##	Player	tot-fg		3-pt		ft		rebounds			pf	tp	a	to	blk	s	min
		fg	fga	fg	fga	ft	fta	of	de	tot							
14	C. Clark	f 3	7	0	0	0	0	0	4	4	3	6	0	2	1	0	20
42	Carla Williams	c 3	8	0	0	2	5	4	2	6	3	8	0	2	1	1	33
10	Maurita Reid	g 3	16	2	9	4	6	3	5	8	4	12	3	4	1	8	39
20	Albrey Grimley	g 9	16	1	3	2	4	3	1	4	3	21	11	7	0	1	41
32	E. Woodson	g 6	10	2	4	0	0	0	4	4	1	14	3	0	0	2	34
04	Lamese James	g 0	1	0	0	0	0	0	0	0	0	0	0	0	0	4	
05	LaToya Drake	g 0	2	0	0	1	2	2	2	4	1	1	0	0	0	8	
23	L. Cunningham	g 2	5	2	4	0	0	0	0	0	2	6	0	1	0	21	
33	Diane Barnes	g 1	3	0	0	0	0	2	3	6	2	2	0	0	0	1	25
TEAM								1	4	5							
Totals.....		27	68	7	20	9	19	16	25	41	19	70	17	14	4	13	225

TOTAL FG%	1st Half: 13-33 39.4%	2nd Half: 13-28 46.4%	Game: 39.7%	DEADBALL
3-Pt. FG%	1st Half: 3-8 37.5%	2nd Half: 4-9 44.4%	Game: 35.0%	REBOUNDS
F Throw %	1st Half: 2-6 33.3%	2nd Half: 5-7 71.4%	Game: 47.4%	7

Officials: Joanne Aldrich, David Kramer, Angelica Suffre

Attendance: 1,284

Score by Periods	1st	2nd	OT	Total
Florida State	32	34	9	75
Miami	31	35	4	70

Game 21: Virginia 66, Florida State 69 1/26/08 at Tallahassee, Fla. (Tucker Center)

VISITORS: Virginia 15-5, 4-1 ACC

##	Player	tot-fg		3-pt		ft		rebounds			pf	tp	a	to	blk	s	min
		fg	fga	fg	fga	ft	fta	of	de	tot							
01	Littles, Lyndra	f 4	12	0	0	4	7	1	4	5	2	12	1	4	1	0	40
33	Mohammed, A.	f c 9	17	0	0	0	2	8	13	21	4	18	0	5	1	1	35
03	Kellum, Paulisha	g 4	4	1	1	0	0	2	4	9	2	4	9	1	5	0	30
05	Zoll, Shamee	g 5	9	2	4	0	0	0	6	6	0	12	6	4	0	2	44
22	Wright, Monica	g 5	15	2	7	0	0	2	2	4	4	12	4	2	0	2	37
12	Millner, Britnee	g 0	0	0	0	0	0	0	0	0	0	0	0	0	0	1	2
30	Robertson, Abby	g 0	0	0	0	0	0	0	0	0	0	0	0	0	0	0	2
40	Stovall, Enonge	g 2	6	0	3	0	0	1	1	2	4	4	1	0	1	1	26
42	Hartig, Kelly	g 1	1	0	0	0	0	0	0	0	0	4	2	0	0	0	10
TEAM								3	1	4							
Totals.....		30	64	5	15	4	9	15	29	44	22	69	13	21	3	7	225

TOTAL FG%	1st Half: 14-34 41.2%	2nd Half: 12-26 46.2%	Game: 46.9%	DEADBALL
3-Pt. FG%	1st Half: 1-5 20.0%	2nd Half: 3-9 33.3%	Game: 33.3%	REBOUNDS
F Throw %	1st Half: 2-4 50.0%	2nd Half: 2-4 50.0%	Game: 44.4%	2,1

HOME TEAM: Florida State 14-7, 4-2 ACC

##	Player	tot-fg		3-pt		ft		rebounds			pf	tp	a	to	blk	s	min
		fg	fga	fg	fga	ft	fta	of	de	tot							
04	Cayla Moore	f 1	1	0	0	2	2	3	1	4	4	4	0	0	1	0	16
02	Alysha Harvin	g 1	11	0	3	0	0	2	2	4	1	2	2	1	0	0	20
10	Mara Freshour	g 4	14	1	4	5	6	1	2	3	0	14	3	0	0	1	43
20	T. Davis-Cain	g 3	13	2	7	4	6	4	2	6	1	12	0	1	1		

2007-08 REVIEW

Box Scores

Game 22: Georgia Tech 83, Florida State 73 2/3/08 at Atlanta, Ga. (Alexander Memorial)

VISITORS: Florida State 14-8, 4-3 ACC

##	Player	f	tot-fg		3-pt		rebounds			pf	tp	a	to	blk	s	min		
			fg	fga	fg	fga	of	de	tot									
04	Cayla Moore	f	0	0	0	0	0	0	0	2	0	0	0	0	0	7		
10	Mara Freshour	f	2	4	0	1	3	4	2	2	4	1	7	3	1	0	36	
02	Alysha Harvin	g	4	8	2	4	3	4	1	2	3	3	13	0	4	1	0	27
12	Courtney Ward	g	1	4	0	1	2	2	0	0	0	4	4	3	6	0	0	18
22	Shante Williams	g	0	2	0	0	0	0	0	1	1	2	0	4	5	0	1	19
01	Angel Gray	g	0	1	0	1	0	0	0	2	2	0	0	0	3	0	0	6
05	Christian Hunnicutt	g	2	4	1	1	3	3	1	1	2	0	8	0	3	0	1	18
15	Antionette Howard	g	0	2	0	0	1	2	1	2	3	2	1	0	1	0	0	5
20	Tanae Davis-Cain	g	9	15	6	9	4	5	1	3	4	5	28	2	3	0	2	30
50	Jacinta Monroe	g	5	6	0	0	2	3	1	8	9	2	12	0	2	2	2	34
TEAM																		
Totals.....			23	46	9	17	18	23	8	22	30	21	73	12	28	3	6	200

TOTAL FG%	1st Half: 11-17 64.7%	2nd Half: 12-29 41.4%	Game: 50.0%	DEADBALL
3-Pt. FG%	1st Half: 5-7 71.4%	2nd Half: 4-10 40.0%	Game: 52.9%	REBOUNDS
F Throw %	1st Half: 12-14 85.7%	2nd Half: 6-9 66.7%	Game: 78.3%	3

HOME TEAM: Clemson 9-11, 2-3 ACC

##	Player	f	tot-fg		3-pt		rebounds			pf	tp	a	to	blk	s	min		
			fg	fga	fg	fga	of	de	tot									
21	Mitchell, Janie	f	9	18	0	1	5	6	2	2	4	3	23	3	5	1	1	33
22	Montgomery, A.	f	6	9	2	4	3	4	2	4	6	4	17	2	2	0	1	23
34	Hemingway, I.	f	6	10	0	0	2	4	3	5	8	3	14	1	4	0	2	34
01	Williams, Jacqua	g	0	8	0	4	2	2	3	1	4	2	2	3	3	1	7	36
43	Nnamaka, C.	g	7	15	3	8	3	3	0	3	3	1	20	2	2	0	5	39
05	Ingram, Jill	g	0	2	0	1	4	6	1	0	1	3	4	0	1	0	1	11
23	Foster, Deja	g	0	0	0	0	0	0	1	1	3	0	1	1	0	0	0	12
35	Arducci, Brigitte	g	1	2	0	0	1	2	2	0	2	1	3	0	0	0	0	12
TEAM																		
Totals.....			29	64	5	18	20	27	17	17	34	20	83	12	18	2	17	200

TOTAL FG%	1st Half: 17-33 51.5%	2nd Half: 12-31 38.7%	Game: 45.3%	DEADBALL
3-Pt. FG%	1st Half: 4-12 33.3%	2nd Half: 1-6 16.7%	Game: 27.8%	REBOUNDS
F Throw %	1st Half: 6-6 100%	2nd Half: 14-21 66.7%	Game: 74.1%	3

Officials: Bonita Spence, Beverly Roberts, Doc Sisk

Attendance: 1,713

Score by Periods

Period	1st	2nd	Total
Florida State	39	34	73
Georgia Tech	44	39	83

Game 23 Florida State 57, NC State 53 2/7/08 at Tallahassee, Fla. (Lucker Center)

VISITORS: NC State 14-9, 2-6 ACC

##	Player	f	tot-fg		3-pt		rebounds			pf	tp	a	to	blk	s	min		
			fg	fga	fg	fga	of	de	tot									
01	Whittington, K.	f	6	19	0	0	5	8	2	5	7	3	17	0	5	2	1	37
45	Jordan, Chanita	f	0	7	0	0	4	6	5	1	6	2	4	1	2	0	0	21
02	Gartrell, Nikitta	g	4	8	1	3	2	2	0	2	2	11	0	4	0	0	31	
23	Fields, Shayla	g	5	10	3	7	0	0	0	8	8	3	13	1	1	0	3	35
31	Beal, Shamise	g	1	9	0	2	0	0	1	8	9	3	2	3	4	0	0	28
00	White, Amber	g	3	5	0	1	1	1	4	4	8	1	7	2	4	0	2	24
24	Ellison, Lucy	g	0	3	0	0	0	0	3	1	4	5	0	0	1	0	1	24
TEAM																		
Totals.....			19	61	4	13	12	17	17	30	47	19	54	7	21	2	7	200

TOTAL FG%	1st Half: 7-30 23.3%	2nd Half: 12-31 38.7%	Game: 31.1%	DEADBALL
3-Pt. FG%	1st Half: 1-6 16.7%	2nd Half: 3-7 42.9%	Game: 30.8%	REBOUNDS
F Throw %	1st Half: 7-10 70.0%	2nd Half: 5-7 71.4%	Game: 70.6%	0,2

HOME TEAM: Florida State 15-8, 5-3 ACC

##	Player	f	tot-fg		3-pt		rebounds			pf	tp	a	to	blk	s	min		
			fg	fga	fg	fga	of	de	tot									
50	Jacinta Monroe	f	2	9	0	0	0	2	1	5	6	4	4	0	1	6	0	23
10	Mara Freshour	g	2	6	0	2	5	6	2	4	6	3	9	2	0	0	0	37
12	Courtney Ward	g	1	2	1	2	1	2	1	2	3	1	4	2	4	0	0	25
20	T. Davis-Cain	g	7	17	1	7	2	2	1	1	2	2	17	0	2	0	0	27
22	Shante Williams	g	4	13	0	1	2	4	0	4	4	1	10	1	3	1	4	30
02	Alysha Harvin	g	1	4	0	2	0	0	0	1	1	2	2	0	0	0	0	10
04	Cayla Moore	g	3	4	0	0	0	0	0	3	3	3	6	0	2	0	1	14
05	Christian Hunnicutt	g	0	3	0	2	2	3	4	7	2	2	0	1	1	1	29	
15	Antionette Howard	g	1	2	0	0	1	1	1	1	2	0	3	0	1	0	0	5
TEAM																		
Totals.....			21	60	2	16	13	19	11	29	40	18	57	5	14	8	6	200

TOTAL FG%	1st Half: 8-31 25.8%	2nd Half: 13-29 44.8%	Game: 35.0%	DEADBALL
3-Pt. FG%	1st Half: 1-10 10.0%	2nd Half: 1-6 16.7%	Game: 12.5%	REBOUNDS
F Throw %	1st Half: 3-9 33.3%	2nd Half: 10-10 100%	Game: 68.4%	2,1

Officials: Kathleen Lynch, Luis Gonzalez, Angelica Suffren

Attendance: 1,646

Score by Periods

Period	1st	2nd	Total
NC State	22	32	54
Florida State	20	37	57

Game 24: Virginia 77, Florida State 58 2/10/08 at Charlottesville, Va. (John Paul Jones Arena)

VISITORS: Florida State 15-9, 5-4 ACC

##	Player	f	tot-fg		3-pt		rebounds			pf	tp	a	to	blk	s	min		
			fg	fga	fg	fga	of	de	tot									
50	Jacinta Monroe	c	2	4	0	0	1	3	0	5	5	4	5	0	2	1	2	20
10	Mara Freshour	g	5	11	1	4	4	4	1	3	4	1	15	1	3	0	0	37
12	Courtney Ward	g	1	3	0	1	0	0	1	3	4	2	2	1	5	0	1	19
20	T. Davis-Cain	g	5	19	2	7	9	10	3	4	7	3	21	4	5	0	4	37
22	Shante Williams	g	4	9	1	1	0	0	0	3	3	4	9	1	5	1	1	31
01	Angel Gray	g	0	0	0	0	0	0	0	0	0	0	0	0	2	0	0	2
02	Alysha Harvin	g	1	2	1	1	0	0	0	3	3	4	3	0	3	0	0	9
04	Cayla Moore	g	0	1	0	0	0	1	2	3	5	5	1	1	2	0	0	20
05	Christian Hunnicutt	g	0	4	0	2	2	5	1	3	4	0	2	0	1	1	1	20
15	Antionette Howard	g	0	0	0	0	0	0	0	0	0	0	0	0	0	0	0	5
TEAM																		
Totals.....			18	53	5	16	17	24	10	29	39	23	58	8	28	3	9	200

TOTAL FG%	1st Half: 12-24 50.0%	2nd Half: 6-29 20.7%	Game: 34.0%	DEADBALL
3-Pt. FG%	1st Half: 2-6 33.3%	2nd Half: 3-10 30.0%	Game: 31.3%	REBOUNDS
F Throw %	1st Half: 6-9 66.7%	2nd Half: 11-15 73.3%	Game: 70.8%	3

HOME TEAM: Virginia 18-6, 6-2 ACC

##	Player	f	tot-fg		3-pt		rebounds			pf	tp	a	to	blk	s	min		
			fg	fga	fg	fga	of	de	tot									
01	Littles, Lyndra	f	7	20	0	2	9	11	1	5	6	2	23	0	2	0	1	31
40	Stovall, Enonge	f	3	5	0	0	1	2	2	3	5	2	7	0	0	0	3	15
33	Mohammed, A.	c	4	9	0	0	2	5	8	10	1	10	0	8	0	1	26	
05	Zoll, Shamee	g	2	5	1	3	4	4	0	2	2	2	9	9	4	0	1	34
22	Wright, Monica	g	5	14	0	3	4	7	1	5	6	3	14	4	4	0	2	33
03	Kellum, Paulisha	g	1	3	0	2	0	0	2	2	4	3	2	4	1	0	0	22
12	Millner, Britnee	g	2	2	2	2	0	0	0	1	1	2	6	0	0	1	0	24
20	London, Kristen	g	0	1	0	0	0	0	0	0	0	0	0	0	0	0	0	2
21	McKnight, Tara	g	0	2	0	1	0	0	0	0	0	0	0	0	0	0	0	2
30	Robertson, Abby	g	1	3	0	0	0	0	1	0	1	2	2	0	1	0	1	6
42	Hartig, Kelly	g	2	2	0	0	0	0	1	0	1	3	4	0	0	0	0	5
TEAM																		
Totals.....			27	66	3	13	20	29	13	28	41	20	77	17	20	1	9	200

TOTAL FG%	1st Half: 9-31 29.0%	2nd Half: 18-35 51.4%	Game: 40.9%	DEADBALL
3-Pt. FG%	1st Half: 2-9 22.2%	2nd Half: 1-4 25.0%	Game: 23.1%	REBOUNDS
F Throw %	1st Half: 11-16 68.8%	2nd Half: 9-13 69.2%	Game: 69.0%	6,1

Officials: Bonita Tony Lipa, Wesley Dean, Diana Depaul

Attendance: 3,

2007-08 REVIEW

Box Scores

Game 26 Florida State 71, Boston College 65 2/21/08 at Tallahassee, Fla. (Tucker Center)

VISITORS: Boston College 18-9, 6-6 ACC

##	Player	tot-fg			3-pt			rebounds			pf	tp	a	to	blk	s	min
		fg	fga	fg	fga	ft	fta	of	de	tot							
32	Murphy, Stefanie f	11	17	0	0	2	4	3	6	9	4	24	0	1	0	0	27
30	Swords, Carolyn c	5	7	0	0	3	4	2	5	7	5	13	1	1	1	1	26
01	Brown, Ayla g	3	7	0	0	1	2	2	4	6	3	7	3	3	0	2	32
11	Thoman, Jaclyn g	1	4	1	3	2	2	0	0	0	1	5	4	3	0	0	23
22	Johnson, B. g	1	3	1	2	0	0	0	1	1	2	3	2	2	0	1	14
12	Pratt, L. g	1	5	1	2	0	0	0	0	0	0	3	3	1	0	0	16
20	Kentish, Kaydia g	0	0	0	0	0	0	0	0	0	0	0	0	0	0	0	4
21	Rusin, Corey g	1	1	0	0	0	0	0	0	0	0	4	2	1	1	0	2
33	Picco, Mickel g	3	9	1	6	1	3	0	2	2	0	8	2	3	0	1	34
34	Wilson, Veronica g	0	0	0	0	0	0	0	0	0	0	0	0	0	0	0	2
44	Miles, Rebecca g	0	0	0	0	0	0	0	1	1	3	0	0	3	0	0	11
TEAM									3	2	5						
Totals.....		26	53	4	13	9	15	10	21	31	25	65	16	18	1	7	200

TOTAL FG%	1st Half: 12-25 48.0%	2nd Half: 14-28 50.0%	Game: 49.1%	DEADBALL
3-Pt. FG%	1st Half: 2-7 28.6%	2nd Half: 2-6 33.3%	Game: 30.8%	REBOUNDS
F Throw %	1st Half: 2-3 66.7%	2nd Half: 7-12 58.3%	Game: 60.0%	3

HOME TEAM: Florida State 16-10, 6-5 ACC

##	Player	tot-fg			3-pt			rebounds			pf	tp	a	to	blk	s	min
		fg	fga	fg	fga	ft	fta	of	de	tot							
50	Jacinta Monroe f	4	4	0	0	1	4	2	4	6	3	9	0	0	4	1	21
05	C. Hunnicutt g	0	1	0	0	0	0	0	0	0	1	0	0	0	0	1	19
10	Mara Freshour g	3	11	1	4	7	7	3	2	5	0	14	1	0	0	2	34
20	T.Davis-Cain g	9	15	2	4	0	0	2	2	4	3	20	1	3	0	0	36
22	Shante Williams g	3	6	0	1	4	6	0	4	4	3	10	4	4	0	1	27
01	Angel Gray g	0	0	0	0	2	2	0	2	0	2	0	0	0	0	0	5
02	Alysha Harvin g	3	7	1	2	4	5	1	3	4	0	11	2	1	0	2	20
04	Cayla Moore g	1	3	0	0	0	4	2	2	5	2	0	3	0	0	2	13
12	Courtney Ward g	1	6	1	3	0	0	2	1	3	2	3	2	0	0	0	23
15	Antionette Howard g	0	1	0	0	0	0	0	1	1	0	0	0	2	0	0	2
TEAM									2	2							
Totals.....		24	54	5	14	18	28	14	19	33	17	71	10	15	4	9	200

TOTAL FG%	1st Half: 14-33 42.4%	2nd Half: 10-21 47.6%	Game: 44.4%	DEADBALL
3-Pt. FG%	1st Half: 5-12 41.7%	2nd Half: 0-2 0.0%	Game: 35.7%	REBOUNDS
F Throw %	1st Half: 6-11 54.5%	2nd Half: 12-17 70.6%	Game: 64.3%	5,1

Officials: Susan Blauch, Ron Ledington, David Kramer

Attendance: 1836

Score by Periods	1st	2nd	Total
Boston College	28	37	65
Florida State	39	32	71

Game 27: #4 Maryland 92, Florida State 84 2/24/08 at College Park, Md. (Comcast Center)

VISITORS: Florida State 16-11, 6-6 ACC

##	Player	tot-fg			3-pt			rebounds			pf	tp	a	to	blk	s	min
		fg	fga	fg	fga	ft	fta	of	de	tot							
04	Cayla Moore f	2	4	0	0	0	0	1	0	1	5	4	0	0	0	0	22
05	C. Hunnicutt g	1	3	1	2	0	0	1	1	2	2	3	4	0	0	0	25
10	Mara Freshour g	7	20	5	11	4	6	2	2	4	4	23	1	1	0	0	40
20	T.Davis-Cain g	6	16	0	5	0	0	2	5	7	5	12	0	1	0	4	33
22	Shante Williams g	6	16	0	1	2	4	1	2	3	1	14	1	2	0	0	31
01	Angel Gray g	0	0	0	0	0	0	1	1	2	0	1	0	0	0	0	8
02	Alysha Harvin g	2	7	1	1	6	8	2	2	4	2	11	2	0	0	2	20
12	Courtney Ward g	2	7	1	6	0	0	1	2	4	5	6	3	0	0	0	26
50	Jacinta Monroe g	5	6	0	0	2	2	0	4	4	4	12	0	0	0	0	20
TEAM								1	1								
Totals.....		31	79	8	26	14	20	12	18	30	27	84	15	7	0	6	225

TOTAL FG%	1st Half: 12-38 31.6%	2nd Half: 16-32 50.0%	Game: 39.2%	DEADBALL
3-Pt. FG%	1st Half: 4-14 28.6%	2nd Half: 3-6 50.0%	Game: 30.8%	REBOUNDS
F Throw %	1st Half: 3-6 50.0%	2nd Half: 10-12 83.3%	Game: 70.0%	2

HOME TEAM: Maryland 28-2, 11-1 ACC

##	Player	tot-fg			3-pt			rebounds			pf	tp	a	to	blk	s	min
		fg	fga	fg	fga	ft	fta	of	de	tot							
15	Harper, Laura f	3	4	0	0	6	9	0	10	10	4	12	2	3	3	1	24
55	Perry, Jade f	1	3	0	0	2	3	2	3	5	3	4	0	3	2	0	25
01	Langhorne, C c	6	10	0	0	9	11	5	6	11	2	21	3	4	1	0	40
20	Toliver, Kristi g	8	14	3	6	5	6	0	6	6	3	24	3	5	0	1	42
21	Newman, A. g	2	5	1	3	0	1	0	2	2	1	5	1	1	0	0	16
05	Strickland, Marah g	5	9	1	4	2	2	3	5	4	13	1	2	0	0	0	34
24	Mingo, Drey g	0	0	0	0	0	0	0	0	0	1	0	0	0	0	0	6
25	Coleman, Marissa g	5	8	0	1	3	4	1	8	9	1	13	4	5	0	0	38
TEAM								1	2	3							
Totals.....		30	53	5	14	27	36	11	40	51	19	92	14	23	6	2	225

TOTAL FG%	1st Half: 14-26 53.8%	2nd Half: 12-21 57.1%	Game: 56.6%	DEADBALL
3-Pt. FG%	1st Half: 2-6 33.3%	2nd Half: 2-7 28.6%	Game: 35.7%	REBOUNDS
F Throw %	1st Half: 2-5 40.0%	2nd Half: 18-21 85.7%	Game: 75.0%	3

Officials: Eric Brewton, Susan Blauch, Angela Lewis

Attendance: 16,135

Score by Periods	1st	2nd	OT	Total
Florida State	31	45	8	84
Maryland	32	44	16	92

Game 28 Florida State 50, Miami 49 2/28/08 at Tallahassee, Fla. (Tucker Center)

VISITORS: Miami 9-19, 2-11 ACC

##	Player	tot-fg			3-pt			rebounds			pf	tp	a	to	blk	s	min
		fg	fga	fg	fga	ft	fta	of	de	tot							
14	C. Clark f	3	7	0	1	0	2	3	4	7	4	6	2	4	1	4	36
33	Diane Barnes f	3	5	0	0	0	0	0	6	6	3	6	0	2	0	1	23
00	Damisha Moore g	4	8	0	2	0	0	4	6	10	2	8	1	1	0	1	25
10	Maurita Reid g	2	10	0	6	1	3	2	3	5	4	5	3	5	0	2	22
23	L.Cunningham g	4	11	2	8	0	0	0	0	0	0	10	1	7	0	3	40
04	Lamese James g	1	2	0	0	0	0	0	2	0	2	0	1	1	1	1	12
05	LaToya Drake g	0	2	0	0	0	0	0	0	0	0	1	0	0	0	0	4
21	Briyana Blair g	1	4	0	0	0	0	0	1	1	1	2	2	3	0	0	16
30	Vitalija Vasciunaitė g	0	2	0	2	0	0	0	0	0	0	1	0	0	0	0	0
42	Carla Williams g	4	7	0	0	2	2	4	2	6	2	10	1	2	0	1	3
TEAM									1	1	2						
Totals.....		22	58	2	19	3	7	16	23	39	18	49	10	25	2	13	200

TOTAL FG%	1st Half: 11-29 37.9%	2nd Half: 11-29 37.9%	Game: 37.9%	DEADBALL
3-Pt. FG%	1st Half: 1-9 11.1%	2nd Half: 1-10 10.0%	Game: 10.5%	REBOUNDS
F Throw %	1st Half: 2-2 100%	2nd Half: 1-5 20.0%	Game: 42.9%	2,2

HOME TEAM: Florida State 17-11, 7-6 ACC

##	Player	tot-fg			3-pt			rebounds			pf	tp	a	to	blk	s	min
		fg	fga	fg	fga	ft	fta	of	de	tot							
04	Cayla Moore f	1	2	0	0	1	3	2	1	3	2	3	0	3	0	1	20
05	C. Hunnicutt g	2	4	1	1	0	2	5	3	8	2	5	1	4	0	3	18
10	Mara Freshour g	1	8	1	2	4	6	7	2								

2007-08 REVIEW

Box Scores

Game 30 Florida State 57, Wake Forest 52 3/6/08 at Greensboro, N.C. (Greensboro Coliseum)

VISITORS: Wake Forest 15-15

##	Player	tot-fg		3-pt		rebounds			pf	tp	a	to	blk	s	min	
		fg	fga	fg	fga	of	de	tot								
33	Groves, Corinne f	6	16	0	0	2	3	5	4	12	1	0	1	25		
44	Valentine, Mekia f	2	7	0	0	3	1	4	4	7	0	2	1	28		
02	Tchangoue, Alex g	4	14	1	5	2	2	3	2	11	5	6	0	38		
05	Morris, C.	2	4	2	3	2	2	0	5	2	8	4	4	6	40	
20	Waters, Brittany g	4	8	1	2	1	4	2	7	9	3	10	4	0	38	
15	Wilson, Kern	0	0	0	0	0	0	0	0	1	0	1	0	0	3	
22	Brown, Christen	1	2	0	0	0	1	4	5	2	2	1	1	0	18	
31	Riddle, Sarah	0	2	0	0	2	2	0	0	2	2	0	1	0	10	
TEAM						2										
Totals.....		19	53	4	10	10	14	11	24	35	18	52	16	19	11	200

TOTAL FG%	1st Half: 7-21 33.3%	2nd Half: 12-32 37.5%	Game: 35.8%	DEADBALL
3-Pt. FG%	1st Half: 2-4 50.0%	2nd Half: 2-6 33.3%	Game: 40.0%	REBOUNDS
F Throw %	1st Half: 8-12 66.7%	2nd Half: 2-2 100%	Game: 71.4%	3.2

HOME TEAM: Florida State 18-12

##	Player	tot-fg		3-pt		rebounds			pf	tp	a	to	blk	s	min		
		fg	fga	fg	fga	of	de	tot									
04	Cayla Moore f	0	2	0	0	1	2	3	4	0	0	1	0	1	10		
05	C. Hunicutt	0	3	0	0	0	2	0	2	0	0	1	1	2	13		
10	Mara Freshour	2	6	1	5	1	2	3	2	5	0	6	2	3	0	34	
20	T. Davis-Cain	6	15	3	7	2	4	2	3	5	1	17	3	2	0	31	
22	Shante Williams	5	9	0	0	2	2	1	1	2	1	12	3	3	0	30	
01	Angel Gray	0	0	0	0	2	2	0	1	1	1	2	0	1	0	8	
02	Alysha Harvin	1	5	0	1	2	2	1	3	0	4	1	1	0	14		
12	Courtney Ward	2	3	2	3	0	0	3	3	1	6	2	4	0	1	32	
50	Jacinta Monroe	4	9	0	0	2	5	1	6	7	3	10	1	1	2	28	
TEAM						14			5								
Totals.....		20	52	6	16	11	19	13	23	36	13	57	12	17	3	8	200

TOTAL FG%	1st Half: 8-25 32.0%	2nd Half: 12-27 44.4%	Game: 38.5%	DEADBALL
3-Pt. FG%	1st Half: 3-8 37.5%	2nd Half: 3-8 37.5%	Game: 37.5%	REBOUNDS
F Throw %	1st Half: 3-8 37.5%	2nd Half: 8-11 72.7%	Game: 57.9%	1.1

Officials: Sue Blanch, Diana DePaul, Mark Hardcastle

Attendance: 6,320

Score by Periods	1st	2nd	Total
Wake Forest	24	28	52
Florida State	22	35	57

Game 32 Florida State 60, #25 Ohio State 49 3/22/08 at Des Moines, Iowa (Wells Fargo Arena)

VISITORS: Florida State 19-13

##	Player	tot-fg		3-pt		rebounds			pf	tp	a	to	blk	s	min			
		fg	fga	fg	fga	of	de	tot										
50	Jacinta Monroe f	4	8	0	0	0	0	0	2	7	9	2	8	1	2	2	0	28
10	Mara Freshour g	5	14	3	5	1	2	4	8	12	3	14	3	2	0	3	34	
2	Harvin, Alysha g	1	5	1	1	3	4	0	1	1	1	6	2	2	0	0	28	
20	T. Davis-Cain g	10	26	5	9	2	2	4	3	7	4	27	0	2	0	1	31	
22	Shante Williams g	2	12	0	0	1	2	0	4	4	0	5	6	2	0	4	32	
1	Angel Gray	0	1	0	0	2	3	4	6	1	0	1	1	0	0	0	27	
12	Courtney Ward	0	0	0	0	0	0	0	1	1	0	0	0	1	1	0	9	
15	Antionette Howard	0	1	0	1	0	0	0	0	0	0	0	0	0	0	0	3	
4	Cayla Moore	0	0	0	0	0	0	0	1	1	1	0	0	2	0	0	4	
5	Christian Hunicutt	0	0	0	0	0	0	0	0	1	1	0	0	0	0	0	4	
TEAM						6			7									
Totals.....		22	67	9	16	7	12	19	30	49	12	60	13	14	3	8	200	

TOTAL FG%	1st Half: 11-30 36.7%	2nd Half: 11-37 29.7%	Game: 32.8%	DEADBALL
3-Pt. FG%	1st Half: 4-9 44.4%	2nd Half: 5-7 71.4%	Game: 56.3%	REBOUNDS
F Throw %	1st Half: 4-8 50.0%	2nd Half: 3-4 75.0%	Game: 58.3%	4.1

HOME TEAM: Ohio State 22-9

##	Player	tot-fg		3-pt		rebounds			pf	tp	a	to	blk	s	min			
		fg	fga	fg	fga	of	de	tot										
00	Trebilcock, A *	1	3	1	1	0	0	0	0	2	2	1	3	1	2	0	1	19
20	Little, Shavelle *	1	3	0	0	0	0	0	1	1	1	2	2	3	0	1	21	
22	Packer, Marsicla *	4	13	3	10	2	4	0	6	6	2	13	5	3	0	3	39	
42	Lavender, Jantel *	10	24	1	2	0	0	1	8	9	2	21	0	2	4	1	31	
45	Riley, Tamarah *	1	4	0	0	1	3	2	4	6	5	3	0	1	0	0	27	
12	Jackson, Alison	1	2	1	2	0	0	0	1	1	0	3	0	1	0	0	13	
14	Moeller, Maria	0	0	0	0	0	0	0	1	1	0	0	0	1	0	0	20	
32	Jamen, Alice	0	0	0	0	0	0	0	0	0	0	0	0	0	0	0	1	
33	Mason-Cox, L	0	1	0	0	0	0	1	1	2	0	0	1	0	0	0	3	
40	Johnson, Brittany 0	3	0	2	0	0	0	0	0	0	0	0	1	0	0	0	9	
51	Walker, Andrea	0	0	0	0	0	0	0	0	0	0	0	0	2	0	0	4	
55	Allen, Star	2	4	0	0	0	0	0	2	2	0	4	0	2	1	0	13	
TEAM						4			5									
Totals.....		20	57	6	17	3	7	8	27	35	11	49	10	17	5	6	200	

TOTAL FG%	1st Half: 8-26 30.8%	2nd Half: 12-31 38.7%	Game: 35.1%	DEADBALL
3-Pt. FG%	1st Half: 3-7 42.9%	2nd Half: 3-10 30.0%	Game: 35.3%	REBOUNDS
F Throw %	1st Half: 3-6 50.0%	2nd Half: 0-1 0.0%	Game: 42.9%	2

Officials: Bryan Enterline, Teresa Dahlem, Dawn Marsh

Attendance: 4,695

Score by Periods	1st	2nd	Total
Florida State	30	30	60
Ohio State	22	27	49

Game 31 #11 Duke 81, Florida State 67 3/7/08 at Greensboro, N.C. (Greensboro Coliseum)

VISITORS: Florida State 18-13

##	Player	tot-fg		3-pt		rebounds			pf	tp	a	to	blk	s	min		
		fg	fga	fg	fga	of	de	tot									
04	Cayla Moore f	3	4	0	0	0	2	0	2	3	6	0	1	0	0	24	
05	C. Hunicutt	1	2	0	0	0	0	1	0	1	2	0	0	0	0	7	
10	Mara Freshour	6	15	3	7	3	3	2	2	4	1	18	3	2	0	1	40
20	T. Davis-Cain	5	14	2	4	3	4	2	2	4	2	15	2	2	1	2	34
22	Shante Williams	0	5	0	0	2	4	0	3	3	4	2	1	4	0	1	23
01	Angel Gray	0	0	0	0	2	2	1	2	0	2	0	0	0	0	6	
02	Alysha Harvin	4	10	2	5	4	4	1	2	3	14	1	2	0	1	28	
12	Courtney Ward	2	5	2	3	0	0	1	1	0	6	2	5	0	0	22	
15	Antionette Howard	0	0	0	0	0	0	0	0	0	0	0	0	0	0	0	
50	Jacinta Monroe	1	2	0	0	0	0	1	0	1	2	2	1	0	2	1	16
TEAM						4			1		5						
Totals.....		22	57	9	19	14	17	14	11	25	17	67	10	16	3	6	200

TOTAL FG%	1st Half: 12-30 40.0%	2nd Half: 10-27 37.0%	Game: 38.6%	DEADBALL
3-Pt. FG%	1st Half: 4-8 50.0%	2nd Half: 5-11 45.5%	Game: 47.4%	REBOUNDS
F Throw %	1st Half: 7-8 87.5%	2nd Half: 7-9 77.8%	Game: 82.4%	1.3

HOME TEAM: Duke 22-8

##	Player	tot-fg		3-pt		rebounds			pf	tp	a	to	blk	s	min		
		fg	fga	fg	fga	of	de	tot									
11	Chante Black f	8	15	0	0	4	5	3	0	3	4	2	0	0	0	24	
21	Joy Cheek f	3	4	0	0	5	6	2	3	5	3	11	1	1	0	1	20
04	Abby Waner g	5	11	2	6	2	2	0	7	7	1	14	7	5	0	2	32
05	Jasmine Thomas g	4	9	1	2	0	0	1	2	3	1	9	3	5	1	2	27
23	Wanisha Smith g	3	6	1	3	0	0	0	1	1	0	7	4	0	0	0	28
13	Karima Christmas	0	0	0	0	0	0	0	2	3	0	0	0	1	1	0	9

2007-08 REVIEW

ACC Final Standings

Conference Team	Conference			Home		Away		Overall			Neutral
	W	L	Pct	W	L	W	L	W	L	Pct	
North Carolina	14	0	1.000	7-0	7-0	33	3	.917	18-0	8-2	7-1
Maryland	13	1	.929	7-0	6-1	33	4	.892	21-0	9-2	3-2
Duke	10	4	.714	5-2	5-2	25	10	.714	10-3	7-4	8-3
Virginia	10	4	.714	5-2	5-2	24	10	.706	14-3	6-5	4-2
Georgia Tech	7	7	.500	5-2	2-6	22	10	.688	14-2	7-7	1-1
Florida State	7	7	.500	5-2	2-5	19	14	.576	9-3	6-8	4-3
Boston College	7	7	.500	4-3	3-4	21	12	.636	14-3	5-8	2-1
NC State	6	8	.429	4-3	2-5	21	13	.618	14-4	4-7	3-2
Clemson	4	10	.286	1-6	3-4	12	19	.387	5-9	4-9	3-1
Virginia Tech	2	12	.143	1-6	1-6	15	15	.500	11-6	1-7	3-2
Wake Forest	2	12	.143	2-5	0-7	15	15	.500	10-6	2-8	3-1
Miami	2	12	.143	1-6	1-6	9	21	.300	6-13	2-6	1-2

NCAA Tournament

FIRST ROUND

- #7 Iowa State def. Georgia Tech, 58-55
- #11 Florida State def. Ohio State, 60-49
- #1 North Carolina def. #16 Bucknell, 85-50
- #1 Maryland def. #16 Coppin State, 80-66
- #3 Duke def. #14 Murray State, 78-57
- #4 Virginia def. #13 UC-Santa Barbara, 86-52

SECOND ROUND

- #3 Oklahoma State def. #11 Florida State, 73-72 (OT)
- #3 Duke def. #6 Arizona State, 67-59
- #5 Old Dominion def. #4 Virginia, 88-85 (OT)
- #1 North Carolina def. #8 Georgia, 80-66
- #1 Maryland def. #8 Nebraska, 76-64

SWEET 16

- #1 North Carolina def. #4 Louisville, 78-74
- #1 Maryland def. #4 Vanderbilt, 80-66
- #2 Texas A&M def. #3 Duke, 77-63

ELITE EIGHT

- #2 Stanford def. #1 Maryland, 98-87
- #2 LSU def. #1 North Carolina, 56-50

Women's NIT

SECOND ROUND

- Boston College def. Vermont, 76-64
- NC State def. South Carolina, 72-69

THIRD ROUND

- St. John's def. Boston College, 65-56
- N.C. State def. Florida, 80-55

ELITE EIGHT

- N.C. State def. St. John's, 63-61

FINAL FOUR

- Michigan State def. NC State, 58-57

ACC Tournament

31st Annual ACC Tournament

Greensboro Coliseum - Greensboro, N.C.

Thursday, March 6

- #5 Georgia Tech def. #12 Miami, 76-49
- #9 Clemson def. No. 8 NC State, 65-60 (ot)
- #7 Boston College def. #10 Virginia Tech, 57-47
- #6 Florida State def. #11 Wake Forest, 57-52

Friday, March 7

- #4 Virginia def. #5 Georgia Tech, 52-43
- #1 North Carolina def. #9 Clemson, 97-77
- #2 Maryland def. #7 Boston College, 93-81
- #3 Duke def. #6 Florida State, 81-67

Saturday, March 8

- #1 North Carolina def. #4 Virginia, 80-65
- #3 Duke def. #2 Maryland, 74-63

Sunday, March 9

- #1 North Carolina def. #3 Duke, 86-73

ACC All-Tournament Team

First Team

- Erlana Larkins, North Carolina — Tournament MVP
- Rashanda McCants, North Carolina
- LaToya Pringle, North Carolina
- Abby Waner, Duke
- Monica Wright, Virginia

Second Team

- Mickel Picco, Boston College
- Crystal Langhorne, Maryland
- Wanisha Smith, Duke
- Joy Cheek, Duke
- Cetera DeGraffenreid, North Carolina

ACC Coach of the Year

- Sylvia Hatchell, North Carolina

ACC Player of the Year

- Crystal Langhorn, Maryland

ACC Defensive Player of the Year

- Latoya Pringle, North Carolina

ACC Rookie of the Year

- Stefanie Murphy, Boston College

ACC 6th Player of the Year

- Jessica Breland, North Carolina

All-ACC

First Team

- Crystal Langhorne, Maryland
- Kristi Toliver, Maryland
- Khadijah Whittington, North Carolina State
- Erlana Larkins, North Carolina
- LaToya Pringle, North Carolina

Second Team

- Monica Wright, Virginia
- Rashanda McCants, North Carolina
- Chante Black, Duke
- Marissa Coleman, Maryland
- Brittany Cook, Virginia Tech

Third Team

- Janie Mitchell, Georgia Tech
- Laura Harper, Maryland
- Abby Waner, Duke
- Sharnee' Zoll, Virginia
- Lyndra Littles, Virginia

Honorable Mention

- Aisha Mohammed, Virginia
- Stefanie Murphy, Boston College
- Tanea Davis-Cain, Florida State**
- Maurita Reid, Miami
- Chioma Nnamaka, Georgia Tech

ACC All-Defensive Team

- LaToya Pringle, North Carolina
- Maurita Reid, Miami
- Khadijah Whittington, NC State
- Jacqua Williams, Georgia Tech
- Monica Wright, Virginia

ACC All-Freshman Team

- Stefanie Murphy, Boston College
- Cetera DeGraffenreid, North Carolina
- Carolyn Swords, Boston College
- Alex Montgomery, Georgia Tech
- Andrea Barbour, Virginia Tech

Honorable Mention All-Freshman

- Marah Strickland, Maryland
- Jasmine Thomas, Duke

ACC Player of the Week

- November 12..... Marissa Coleman, Maryland
- November 19..... Kristi Toliver, Maryland
- November 26..... Khadijah Whittington, NC State
- December 3..... Crystal Langhorne, Maryland
- December 3..... Monica Wright, Virginia
- December 10..... Janie Mitchell, Georgia Tech
- December 17..... Janie Mitchell, Georgia Tech
- December 23..... Laura Harper, Maryland
- December 31..... Marissa Coleman, Maryland
- January 7..... Crystal Langhorne, Maryland
- January 14..... Erlana Larkins, North Carolina
- January 21..... Crystal Langhorne, Maryland
- January 28..... LaToya Pringle, North Carolina
- February 4..... Chioma Nnamaka, Georgia Tech
- February 11..... Kristi Toliver, Maryland
- February 18..... Erlana Larkins, North Carolina
- February 25..... Chante Black, Duke
- March 3..... Monica Wright, Virginia

ACC Rookie of the Week

- November 12..... Carolyn Swords, Boston College
- November 19..... Krystal Thomas, Duke
- November 26..... Stefanie Murphy, Boston College
- December 3..... Stefanie Murphy, Boston College
- December 10..... Stefanie Murphy, Boston College
- December 17..... Stefanie Murphy, Boston College
- December 23..... Alex Montgomery, Georgia Tech
- December 31..... Andrea Barbour, Virginia Tech
- January 7..... Stefanie Murphy, Boston College
- January 14..... Carolyn Swords, Boston College
- January 21..... Alex Montgomery, Georgia Tech
- January 28..... Iasia Hemingway, Georgia Tech
- February 4..... Carolyn Swords, Boston College
- February 11..... Cetera DeGraffenreid, North Carolina
- February 18..... Cetera DeGraffenreid, North Carolina
- February 25..... Carolyn Swords, Boston College
- March 3..... Cetera DeGraffenreid, North Carolina



2007-08 REVIEW

ACC Statistics

Team Statistics

SCORING OFFENSE

#	Team	G	W-L	Pts	Avg.
1.	North Carolina	36	33-3	3107	86.3
2.	Maryland	37	33-4	3035	82.0
3.	Virginia	34	24-10	2540	74.7
4.	Duke	35	25-10	2491	71.2
5.	Georgia Tech	32	22-10	2251	70.3
6.	Florida State	33	19-14	2283	69.2
7.	Virginia Tech	30	15-15	2006	66.9
8.	NC State	33	21-12	2204	66.8
9.	Boston College	33	21-12	2109	63.9
10.	Clemson	31	12-19	1919	61.9
11.	Miami	30	9-21	1810	60.3
12.	Wake Forest	30	15-15	1694	56.5

FREE THROW PERCENTAGE

#	Team	G	FTM	FTA	Pct.
1.	Maryland	37	699	937	.746
2.	Virginia Tech	30	351	477	.736
3.	Virginia	34	531	751	.707
4.	North Carolina	36	695	1005	.692
5.	Boston College	33	354	518	.683
6.	Georgia Tech	32	467	687	.680
7.	NC State	33	403	595	.677
8.	Duke	35	444	662	.671
9.	Florida State	33	453	684	.662
10.	Clemson	31	306	467	.655
11.	Wake Forest	30	244	400	.610
12.	Miami	30	250	411	.608

BLOCKED SHOTS

#	Team	G	Blocks	Avg.
1.	North Carolina	36	246	6.83
2.	Duke	35	210	6.00
3.	NC State	33	167	5.06
4.	Virginia Tech	30	135	4.50
5.	Florida State	33	135	4.09
6.	Maryland	37	128	3.46
7.	Clemson	31	100	3.23
8.	Wake Forest	30	93	3.10
9.	Georgia Tech	32	91	2.84
10.	Miami	30	85	2.83
11.	Virginia	34	84	2.47
12.	Boston College	33	75	2.27

SCORING DEFENSE

#	Team	G	Pts	Avg.
1.	Wake Forest	30	1685	56.2
2.	NC State	33	1874	56.8
3.	Duke	35	2087	59.6
4.	Georgia Tech	32	1922	60.1
5.	Boston College	33	2017	61.1
6.	Miami	30	1913	63.8
7.	Virginia	34	2175	64.0
8.	North Carolina	36	2304	64.0
9.	Maryland	37	2406	65.0
10.	Florida State	33	2146	65.0
11.	Virginia Tech	30	1970	65.7
12.	Clemson	31	2197	70.9

3-POINT FIELD GOAL PERCENTAGE

#	Team	G	FG	FGA	Pct.
1.	Maryland	37	222	588	.378
2.	Virginia	34	141	392	.360
3.	Florida State	33	182	510	.357
4.	Wake Forest	30	158	487	.324
5.	Georgia Tech	32	160	503	.318
6.	NC State	33	141	448	.315
7.	Boston College	33	119	384	.310
8.	Virginia Tech	30	103	344	.299
9.	Miami	30	178	609	.292
10.	North Carolina	36	146	503	.290
11.	Duke	35	131	486	.270
12.	Clemson	31	109	413	.264

ASSISTS

#	Team	G	Assists	Avg.
1.	North Carolina	36	639	17.75
2.	Boston College	33	572	17.33
3.	Maryland	37	580	15.68
4.	Duke	35	524	14.97
5.	Virginia	34	495	14.56
6.	Virginia Tech	30	424	14.13
7.	Clemson	31	410	13.23
8.	NC State	33	427	12.94
9.	Miami	30	387	12.90
10.	Wake Forest	30	375	12.50
11.	Georgia Tech	32	396	12.38
12.	Florida State	33	398	12.06

SCORING MARGIN

#	Team	G	FS	Opp	Margin
1.	North Carolina	36	86.3	64.0	+22.3
2.	Maryland	37	82.0	65.0	+17.0
3.	Duke	35	71.2	59.6	+11.5
4.	Virginia	34	74.7	64.0	+10.7
5.	Georgia Tech	32	70.3	60.1	+10.3
6.	NC State	33	66.8	56.8	+10.0
7.	Florida State	33	69.2	65.0	+4.2
8.	Boston College	33	63.9	61.1	+2.8
9.	Virginia Tech	30	66.9	65.7	+1.2
10.	Wake Forest	30	56.5	56.2	+0.3
11.	Miami	30	60.3	63.8	-3.4
12.	Clemson	31	61.9	70.9	-9.0

3-POINT FIELD GOAL DEFENSE

#	Team	G	FG	FGA	Pct.
1.	North Carolina	36	166	635	.261
2.	NC State	33	127	447	.284
3.	Maryland	37	194	669	.290
4.	Georgia Tech	32	135	458	.295
5.	Virginia	34	136	457	.298
6.	Florida State	33	173	571	.303
7.	Wake Forest	30	126	415	.304
8.	Clemson	31	157	497	.316
9.	Virginia Tech	30	135	419	.322
10.	Duke	35	157	478	.328
11.	Boston College	33	181	538	.336
12.	Miami	30	172	509	.338

STEALS

#	Team	G	Steals	Avg.
1.	Georgia Tech	32	456	14.25
2.	North Carolina	36	460	12.78
3.	Duke	35	442	12.63
4.	Clemson	31	341	11.00
5.	Miami	30	319	10.63
6.	NC State	33	331	10.03
7.	Virginia	34	325	9.56
8.	Virginia Tech	30	259	8.63
9.	Florida State	33	275	8.33
10.	Wake Forest	30	238	7.93
11.	Boston College	33	238	7.21
12.	Maryland	37	254	6.86

FIELD GOAL PERCENTAGE

#	Team	G	FG	FGA	Pct.
1.	Maryland	37	1057	2136	.495
2.	North Carolina	36	1133	2413	.470
3.	Boston College	33	818	1747	.468
4.	Virginia	34	934	2092	.446
5.	Duke	35	958	2255	.425
6.	Virginia Tech	30	776	1835	.423
7.	Florida State	33	824	1969	.418
8.	Georgia Tech	32	812	1960	.414
9.	NC State	33	830	2014	.412
10.	Clemson	31	752	1992	.378
11.	Wake Forest	30	646	1716	.376
12.	Miami	30	691	1838	.376

REBOUNDING

#	Team	G	Reb	Avg.
1.	North Carolina	36	1691	47.0
2.	Maryland	37	1581	42.7
3.	Duke	35	1482	42.3
4.	NC State	33	1351	40.9
5.	Wake Forest	30	1187	39.6
6.	Florida State	33	1302	39.5
7.	Virginia	34	1326	39.0
8.	Virginia Tech	30	1145	38.2
9.	Clemson	31	1180	38.1
10.	Boston College	33	1225	37.1
11.	Georgia Tech	32	1181	36.9
12.	Miami	30	1096	36.5

ASSIST/TURNOVER RATIO

#	Team	G	Ast	Avg.	To	Avg.	A/T
1.	Maryland	37	580	15.7	647	17.5	0.90
2.	North Carolina	36	639	17.8	717	19.9	0.89
3.	Boston College	33	572	17.3	666	20.2	0.86
4.	Duke	35	524	15.0	634	18.1	0.83
5.	Virginia	34	495	14.6	628	18.5	0.79
6.	Miami	30	387	12.9	510	17.0	0.76
7.	NC State	33	427	12.9	585	17.7	0.73
8.	Virginia Tech	30	424	14.1	592	19.7	0.72
9.	Clemson	31	410	13.2	580	18.7	0.71
10.	Georgia Tech	32	396	12.4	594	18.6	0.67
11.	Florida State	33	398	12.1	604	18.3	0.66
12.	Wake Forest	30	375	12.5	577	19.2	0.65

FIELD GOAL PERCENTAGE DEFENSE

#	Team	G	FG	FGA	Pct.
1.	North Carolina	36	867	2405	.360
2.	Duke	35	708	1941	.365
3.	NC State	33	692	1895	.365
4.	Wake Forest	30	619	1686	.367
5.	Maryland	37	944	2432	.388
6.	Boston College	33	728	1856	.392
7.	Florida State	33	800	2020	.396
8.	Virginia	34	818	2015	.406
9.	Virginia Tech	30	762	1843	.413
10.	Georgia Tech	32	703	1688	.416
11.	Miami	30	692	1645	.421
12.	Clemson	31	787	1857	.424

REBOUNDING MARGIN

#	Team	G	FS	Avg	Opp	Avg.	Total
1.	Maryland	37	1581	42.7	1178	31.8	+10.9
2.	North Carolina	36	1691	47.0	1378	38.3	+8.7
3.	Boston College	33	1225	37.1	994	30.1	+7.0
4.	Duke	35	1482	42.3	1251	35.7	+6.6
5.	Virginia	34	1326	39.0	1205	35.4	+3.6
6.	NC State	33	1351	40.9	1245	37.7	+3.2
7.	Wake Forest	30	1187	39.6	1115	37.2	+2.4
8.	Georgia Tech	32	1181	36.9	1119	35.0	+1.9
9.	Virginia Tech	30	1145	38.2	1100	36.7	+1.5
10.	Florida State	33	1302	39.5	1287	39.0	+0.5
11.	Miami	30	1096	36.5	1163	38.8	-2.2
12.	Clemson	31	1180	38.1	1326	42.8	-4.7

2007-08 REVIEW

ACC Statistics

Individual ACC Statistics

SCORING

#	Player-Team	Cl	G	FG	3FG	FT	Pts	Avg.
1.	Brittany Cook-VT	JR	30	206	30	95	537	17.9
2.	Monica Wright-VA	SO	34	228	41	101	598	17.6
3.	Crystal Langhorne-MD	SR	31	211	0	114	536	17.3
4.	Kristi Toliver-MD	JR	37	206	78	141	631	17.1
5.	Khadijah Whittington-ST	SR	33	231	0	96	558	16.9
21.	<i>Mara Freshour-FS</i>	<i>JR</i>	<i>33</i>	<i>132</i>	<i>66</i>	<i>90</i>	<i>420</i>	<i>12.7</i>
28.	<i>Jacinta Monroe-FS</i>	<i>SO</i>	<i>33</i>	<i>135</i>	<i>0</i>	<i>67</i>	<i>337</i>	<i>10.2</i>
29.	<i>Shante Williams-FS</i>	<i>SR</i>	<i>33</i>	<i>117</i>	<i>5</i>	<i>90</i>	<i>329</i>	<i>10.0</i>

REBOUNDING

#	Player-Team	Cl	G	Off	Def	Total	Avg.
1.	Khadijah Whittington-ST	SR	33	125	261	386	11.7
2.	Erlana Larkins-NC	SR	35	155	176	331	9.5
3.	Crystal Langhorne-MD	SR	31	109	181	290	9.4
4.	Aisha Mohammed-VA	JR	34	132	182	314	9.2
5.	Laura Harper-MD	SR	37	115	198	313	8.5
19.	<i>Jacinta Monroe-FS</i>	<i>SO</i>	<i>33</i>	<i>66</i>	<i>137</i>	<i>203</i>	<i>6.2</i>

FIELD GOAL PERCENTAGE

#	Player-Team	Cl	G	FG	FGA	Pct.
1.	Crystal Langhorne-MD	SR	31	211	326	.647
2.	Carolyn Swords-BC	FR	33	192	299	.642
3.	Stefanie Murphy-BC	FR	32	188	330	.570
4.	Aisha Mohammed-VA	JR	34	181	327	.554
5.	Chante Black-DU	JR	35	191	364	.525

ASSISTS

#	Player-Team	Cl	G	Assists	Avg.
1.	Kristi Toliver-MD	JR	37	275	7.43
2.	Shanee Zoll-VA	SR	34	216	6.35
3.	Laura Haskins-VT	JR	28	133	4.75
4.	Jaclyn Thoman-BC	FR	32	122	3.81
5.	<i>Shante Williams-FS</i>	<i>SR</i>	<i>33</i>	<i>125</i>	<i>3.79</i>
13.	<i>Courtney Ward-FS</i>	<i>FR</i>	<i>33</i>	<i>102</i>	<i>3.09</i>

STEALS

#	Player-Team	Cl	G	Steals	Avg.
1.	Jacquia Williams-GT.	JR	31	118	3.81
2.	Maurita Reid-UM	SR	30	110	3.67
3.	Jill Ingram-GT	SR	32	101	3.16
4.	Lele Hardy-CU	SO	31	84	2.71
5.	Abby Waner-DU	JR	31	80	2.58



3-POINT FIELD GOAL PERCENTAGE

#	Player-Team	Cl	G	3FG	3FGA	Pct.
1.	<i>Mara Freshour-FS</i>	<i>JR</i>	<i>33</i>	<i>66</i>	<i>154</i>	<i>.429</i>
2.	Marah Strickland-MD	FR	37	57	140	.407
3.	Chioma Nnamaka-GT	SR	31	92	238	.387
4.	Kristi Toliver-MD	JR	37	78	210	.371
5.	Mickel Picco-BC	SO	32	62	169	.367

3-POINT FIELD GOALS MADE

#	Player-Team	Cl	G	3FG	Avg.
1.	Chioma Nnamaka-GT	SR	31	92	2.97
2.	Maurita Reid-UM	SR	30	76	2.53
3.	Kristi Toliver-MD	JR	37	78	2.11
4.	<i>Mara Freshour-FS</i>	<i>JR</i>	<i>33</i>	<i>66</i>	<i>2.00</i>
5.	Mickel Picco-B	SO	32	62	1.94

BLOCKED SHOTS

#	Player-Team	Cl	G	Blocks	Avg.
1.	LaToya Pringle-NC	SR	35	95	2.71
2.	<i>Jacinta Monroe-FS</i>	<i>SO</i>	<i>33</i>	<i>78</i>	<i>2.36</i>
3.	Chante Black-DU	JR	35	81	2.31
4.	Jessica Breland-NC	SO	36	74	2.06
5.	Amber Hall-VT	JR	30	53	1.77

ASSIST/TURNOVER RATIO

#	Player-Team	Cl	G	Asst.	Avg	To	Avg	Ratio
1.	Shanee Zoll-VA	SR	34	216	6.4	106	3.1	2.04
2.	Kristi Toliver-MD	JR	37	275	7.4	162	4.4	1.70
3.	Laura Haskins-VT	JR	28	133	4.8	81	2.9	1.64
4.	Jill Ingram-GT	SR	32	111	3.5	79	2.5	1.41
5.	Shayla Fields-ST	JR	33	116	3.5	83	2.5	1.40
10.	<i>Shante Williams-FS</i>	<i>SR</i>	<i>33</i>	<i>125</i>	<i>3.8</i>	<i>106</i>	<i>3.2</i>	<i>1.18</i>
15.	<i>Courtney Ward-FS</i>	<i>FR</i>	<i>33</i>	<i>102</i>	<i>3.1</i>	<i>121</i>	<i>3.7</i>	<i>0.84</i>





THE
UNIVERSITY

THE UNIVERSITY

This is Tallahassee

TALLAHASSEE'S AN ALL-AMERICAN CITY?

On June 26, 1999, judges from the National Civic League named Tallahassee as one of 10 cities to win the prestigious All-America City (AAC) award from the 1999 All-America City conference in Philadelphia. The All-America City award is the most prestigious and coveted award a community can win. The annual award recognizes exemplary, grassroots and problem-solving efforts of communities that cooperatively tackle challenges and achieve measurable results. Judging is based on the overall level of community involvement in solving critical local problems, including public-private partnerships.

“This is clearly one of the most exciting things to ever happen to Tallahassee,” said a jubilant Mayor Scott Maddox. “For those of us who call Tallahassee home, the All-America City award verifies what we’ve known for so long — that we have one of the greatest cities in all of America!”

Among low, rolling hills, down moss draped canopy roads, within picturesque historical districts, and across seas of flowering azaleas lies a magical part of the Sunshine State — Tallahassee — Florida’s capital city. With its intriguing combination of power-play politics and classic character splashed with a twist of beauty and charm, Tallahassee is a genteel Southern belle with good manners, old plantation homes and y’all-come hospitality — a side of Florida few expect to find.

With the Gulf of Mexico just 25 miles south and the Georgia border only 14 miles north, Tallahassee rests between the foothills of the Appalachian Mountains and the juncture of Florida’s panhandle and peninsula in an area known as “The Big Bend.” Nearer in miles to Atlanta than to Miami, Tallahassee more closely resembles its’ Georgia neighbor than Florida in topography, climate and lifestyle.

Like the city itself, the story of how Tallahassee was chosen as the state capital is rich in history. In 1823, two explorers set out — one on horseback from St.

Augustine and the other by boat from Pensacola — to establish a permanent, central location for the seat of government. The two met at a beautiful site that the Creek and Seminole Indians called “tallahassee” — derived from the words “talwa,” meaning town, and “ahassee,” meaning old. This historic meeting place remains Florida’s capital today.

The New Capitol building rises at the center of Tallahassee’s downtown as a sleek modern structure, juxtaposed next to the Old Capitol, built in the more classic domed style. A gallery atop the 22-story New Capitol provides a sweeping view of the hilly city and its tree-lined streets. From it, you can see all the way to Georgia, 20 miles away.

Around the capitol complex, a 10-block historic district spreads, preserving the town’s gracious old homes along a linear park and holding a historic inn, bars and restaurants patronized by Senators and sophomores alike. With no shortage of culture, downtown also offers museums, theater and art galleries. Artists have turned the old warehouses of Downtown Industrial Park into the studios and cafes





THE UNIVERSITY

This is Tallahassee

of Railroad Square. The Museum of Florida History, nearby, is highly acclaimed for its scan of the state's past, and The Mary Brogan Museum of Art & Science, along with changing art exhibits, brings learning to a kid's level with hands-on exhibits. Other sightseeing favorites include the floral masterpiece of Alfred B. Maclay State Gardens; Bradley's Country Store; FAMU Black Archives; and the Tallahassee Antique Car Museum.

The area surrounding Tallahassee reveals numerous other historic and archaeological treasures, such as De Soto State Archaeological and Historical Site, Lake Jackson State Archaeological Site, Mission San Luis, Natural Bridge Battlefield and San Marcos de Apalache. Visitors can explore prehistoric Florida at the Museum of Florida History, where they are greeted by a giant 12,000-year-old mastodon pulled from nearby Wakulla Springs.

On the shores of Wakulla Springs, alligators still laze under the watchful eyes of "snake birds" perched on twisted cypress trees. The site of many underwater scenes in "Tarzan" movies, it's one of the world's deepest freshwater springs. Glass-bottomed boat tours across these mystical waters are available.

Nearby small towns offer fascinating excursions to places such as Pebble Hill Plantation, Florida Caverns State Park, Monticello Opera House and St. George Island.



TALLAHASSEE UP CLOSE

- Tallahassee is home to more than 60,000 college students between Florida State University, Florida A&M University and Tallahassee Community College.
- Thirty percent of Tallahassee's population is 18-24 years old.
- The average maximum temperature in Tallahassee is 78 degrees and almost twenty-five percent of the year the temperature is above 90 degrees.
- There are over 150,000 people living in the Tallahassee area and over 300,000 in the metropolitan area.
- The capital of the State of Florida has been located in Tallahassee since 1823.

THE UNIVERSITY

This is Tallahassee



THE CAPITOL

One of five tower Capitols in the U.S. features panoramic view from 22-floor observatory/art gallery, House and Senate viewing galleries.



CHALLENGER LEARNING CENTER

The Challenger Learning Center of Tallahassee is a 32,000 square foot facility located on beautiful Klemm Plaza in downtown Tallahassee. The Challenger Learning Center is the K-12 outreach facility of the Florida A&M University — Florida State University College of Engineering and a visitor destination. The Center features a state-of-the-art Space Mission Simulator and utilizes the immersiveness of an IMAX theatre and a digital domed planetarium to create an unforgettable experience for all.



MACLAY STATE GARDENS

Enchanting floral architecture surrounds 1930s home of NY financier Alfred B. Maclay. Impressive grounds feature 200+ floral varieties plus hiking, biking and nature trails, swimming, fishing and boating.

MARY BROGAN MUSEUM OF ART & SCIENCE

Interactive hands-on science center and national traveling art and science exhibitions.

MISSION SAN LUIS

Site of Spanish/Indian village settled from 1656-1704. Ongoing excavations/ exhibits/ reconstructions.

MUSEUM OF FLORIDA HISTORY

Permanent exhibits include a nine-foot mastodon, Spanish galleon treasures, Civil War memorabilia, reconstructed steamboat and Prehistoric Florida plus traveling exhibits.



OUR CAPITOL MUSEUM

Restored to 1902 appearance featuring red candy-striped awnings, stained glass dome, House and Senate Chambers, Supreme Court and Governor's office.

TALLAHASSEE ANTIQUE CAR MUSEUM

Impressive showroom features award winning Chevys, one-of-a-kind Ford Roadster, 1913 CarNation Tourer, 1931 Duesenberg, 1956 T-Bird, Delorean, Cadillacs, Corvettes and more. Plus two original Bat Mobiles.



MUSEUM AND CULTURE

The federal Institute of Museum and Library Services (IMLS) named the Tallahassee Museum of History and Natural Science as one of the nation's exemplary museums on September 19, 2000. The Tallahassee Museum, along with 176 other museums, was selected out of a field of 823 applications from museums throughout the nation in a highly competitive competition. The museum features a 52-acre natural habitat zoo, nature trails, authentic 1880s farmstead, hands-on Discovery Center, birds of prey aviary, reptile exhibits, annual events and more!



THE UNIVERSITY

This is Tallahassee



WHERE'S THE BEACH?

Where sunny days are filled with the great outdoors...where time is measured by tides and life's rhythms move with the surf... beaches are just a short drive from Tallahassee.

ALLIGATOR POINT

Natural dune public beach, 45 miles south of Tallahassee

CARRABELLE

Coarse public beach, featuring swimming and shelling, 60 miles southwest of Tallahassee

DEKLE BEACH

Pristine sandy beach, clear water featuring boating, swimming, picnicking and more, 70 miles east of Tallahassee

MASHES SANDS BEACH

Public beach, shallow bay water featuring swimming and crabbing, 40 miles southwest of Tallahassee

ST. GEORGE ISLAND

Pristine 29-mile barrier island beach, clear water, featuring swimming, shelling, boating, and fishing, 80 miles southwest of Tallahassee

SHELL POINT

Lovely, small peninsula surrounded by St. Marks Wildlife refuge. Secluded beach and clear water that is popular for sailing and windsurfing, 25 miles south of Tallahassee



CANOPY ROADS

The abundance of trees and timber is a resource uncommon to many other areas of the state. The beauty of the local trees is exemplified in Maclay Gardens State Park, which is the site of several of Florida's champion trees including the flowering Dogwood, the Hawthorn tree, the Horsesugar tree, the Sweetbay Magnolia and the Silverbell tree. These trees and others often extend their branches over the roadway to create a canopied effect, a feature that is held in high esteem by local residents and visitors.

THE UNIVERSITY

This is Florida State

From its pre-Civil War beginnings as the Seminary West of the Suwannee to a nearly four-decade stint as the Florida State College for Women to its return to coeducational status as a university, Florida State University has evolved into an internationally recognized research institution. Committed to preparing graduates for the ever-expanding opportunities of a global society, FSU is celebrated not only for its world-class research but also for its teaching and record of public service.

Florida State University enrolls about 41,000 undergraduate, graduate and professional students, of which nearly 30 percent are minorities and 57 percent are women. FSU students come from every county in Florida, all 50 states and the District of Columbia, and more than 128 countries.

The university offers an impressive breadth of academic degree programs, including 99 at the bachelor's degree level; 112 at the master's level; 26 at an advanced master's/specialist's level; 73 at the doctoral level; and two at a professional degree level. Courses are offered through 16 colleges — Arts and Sciences; Business; Communication; Criminology and Criminal Justice; Education; Engineering; Human Sciences; Information; Law; Medicine; Motion Picture, Television and Recording Arts; Music; Nursing; Social Sciences; Social Work; and Visual Arts, Theatre and Dance.

Florida State is a Carnegie Doctoral/Research Extensive institution, awarding more than 2,000 graduate and professional degrees each year. Doctoral faculty in five academic areas have been ranked among the tops in the nation according to the Faculty Scholarly Productivity Index: social work — #4; Spanish — #4; marketing — #5; oceanography — #8; and atmospheric sciences — #10. FSU has many undergraduate and graduate academic programs that consistently rank among the nation's top 25 at public universities, among them programs in business, chemistry, communication disorders, creative writing, criminology, ecology and evolutionary biology, education, information, law, meteorology, oceanography, physics, political science, psychology, public policy, sociology and statistics.

At Florida State, students have the opportunity to work and study alongside members of the prestigious National Academy of Sciences; members of the American Academy of Arts and Sciences; winners of the Pulitzer Prize; Guggenheim Fellows; a Nobel laureate; and other globally recognized teachers and researchers, including faculty who lead several scholarly fields in citations of published work. Students can choose to conduct research in specialized interdisciplinary centers such as the National High Magnetic Field Laboratory, the Institute of Molecular Biophysics, and the School of Computational Science. They can participate in interdisciplinary work across campus through programs that integrate economics, geography, climate



forecasting, law and other environmental courses and programs; or work alongside faculty to forge new relationships among professions, including medicine, the physical sciences, engineering, business and law.

Students at Florida State also are encouraged to participate in international education through the university's programs in England, Italy, Switzerland, France, Panama, China, Costa Rica, Spain, Russia, the Czech Republic, Greece, Croatia, Germany, Ireland and the Caribbean. The university's study sites in Valencia, Spain; Florence, Italy; and London, England are considered by many to be among the nation's best.

THE UNIVERSITY LOGGED MANY NOTEWORTHY

ACHIEVEMENTS IN 2007-2008:

Alan G. Marshall, FSU's Robert O. Lawton Professor of Chemistry and Biochemistry and director of the Ion Cyclotron Resistance Program at the National High Magnetic Field Laboratory, received the 2008 Ralph and Helen Oesper Award from the Cincinnati Section of the American Chemical Society — eight of the past 26 awardees of the prestigious Oesper award went on to win the Nobel Prize.

Professor Kathleen Yancey, director of the English department's graduate program in Rhetoric and Composition, became president of the National Council of Teachers of English.

Max Gunzburger, a Francis Eppes Professor and director of the School of Computational Science, earned the distinguished W.T. and Idalia Reid Prize in Mathematics from the Society for Industrial and Applied Mathematics (SIAM) for his work in computational mathematics and his mathematical models of science and engineering problems.

FSU Student Government President Joe O'Shea became one of just 32 U.S. college students selected for a 2008 Rhodes Scholarship, the oldest and most presti-





THE UNIVERSITY

This is Florida State



gious international study award bestowed on American students. O'Shea, who won a Truman Scholarship in 2007, also was one of just 20 undergraduates named to USA Today's 2007 All-USA College Academic First Team.

FSU Film School student Paul Seetachitt crafted a 30-second public service announcement that took first place in a national competition sponsored by the Center for International Disaster Relief. Honors won by other Film School students over the past year included a Student Academy Award; two collegiate-level "Emmy" awards; and two Directors Guild of America awards for the nation's best minority and female student filmmakers.

Over the past year, the university has won research grants totaling more than \$196 million.

FSU was ranked No. 1 in the nation among top research universities in graduation rates for African-Americans.

FSU is currently developing, designing, breaking ground for or constructing about \$500 million worth of facilities, and the new Chemical Sciences Laboratory and the James E. "Jim" King Life Sciences Building are world-class examples that herald the dawn of a new era for Florida State's science community.

The FSU track and field team won its third-in-a-row NCAA championship.

Thirteen FSU student-athletes and coaches from three sports represented the Seminoles and eight different countries at the 2008 Summer Olympic Games in Beijing, China. And, closer to home, a commitment to community service put FSU student-athletes at the top of the Outreach Honor Roll from the National Consortium for Academics and Sports.

Two leaders in medicine, Florida State University and Mayo Clinic, signed an agreement to work as research partners

in the quest to improve health care outcomes for Floridians and all Americans. The agreement calls for interaction and collaboration between researchers at FSU and Mayo Clinic in Jacksonville, Fla., the establishment of joint research programs, and the exchange of scientific and educational literature and research — and opens up unique opportunities to turn basic science into new cures for a variety of diseases, from cancer to Alzheimer's.

The collective strength of biomedical research at Florida State and the scientists who lead it has earned an extremely competitive \$2 million High-End Instrumentation grant from the National Institutes of Health. The grant and an additional \$2.8 million in FSU matching funds will be used to purchase a state-of-the-art robotic electron microscope that will place the university among the very top imaging centers in the world. FSU scientists will use the unique robotic microscope to advance their cutting-edge research on HIV/AIDS, heart disease, hypertension and cancer.

FSU is bringing together researchers with expertise in a variety of fields to develop new strategies for dealing with Florida's energy challenges. The new Florida Energy Systems Consortium is a collaborative effort among the state's 11 public universities to address key issues

pertaining to energy, climate and the environment — with a particular focus on promoting renewable energy. Florida Gov. Charlie Crist signed into law a comprehensive energy bill establishing the consortium and providing a total of \$50 million in funding, to be divided among four core institutions — FSU (with \$8.75 million), the University of Central Florida, the University of Florida and the University of South Florida.

The university has been selected as the lead institution for the new Florida Center for Advanced Aero-Propulsion, a collaborative project featuring the state's premier researchers in aerospace and aviation. Of \$14.57 million in funding appropriated to create the center, FSU will get the largest portion — nearly \$6 million — to oversee center operations and develop research and policy that unites scholars from various disciplines and universities.

Florida State's main campus is spread over 450.5 acres in Tallahassee. Within the state, the university maintains facilities in Panama City, at its Coastal and Marine Laboratory on the Gulf of Mexico, and at the Asolo Performing Arts Center in Sarasota. The university also operates the Ringling Center for the Cultural Arts in Sarasota, which includes the John and Mable Ringling Museum of Art — the largest museum/university complex in the nation.

Library holdings at Florida State include 2.9 million book titles and 9.1 million microforms and rank among those at the nation's top 30 public research universities. Collectively, the FSU libraries belong to the Association of Research Libraries, whose membership is comprised of the top research university libraries in the United States.



THE UNIVERSITY

University Facts

BACKGROUND: The Florida State University is one of eleven units of the Division of Colleges and Universities of the Florida Board of Education...It was established as the Seminary West of the Suwannee by an act of the Florida Legislature in 1851 and first offered instruction at the postsecondary level in 1857... Its Tallahassee campus has been the site of an institution of higher education longer than any other site in the state...In 1905, the Buckman Act reorganized higher education in the state and designated the Tallahassee school as the Florida Female College...In 1909, it was renamed Florida State College for Women...In 1947, the school returned to co-educational status, and the name was changed to The Florida State University...It has grown from an enrollment of 2,583 in 1946 to an enrollment of 41,065 in the Fall Semester 2007.

ENROLLMENT (FALL, 2007): Total, 41,065 ...76.7% undergrad, 20.8% grad, 2.5% unclassified...80.7% in-state...93.7% from the United States... students from all 50 states and the District of Columbia are in attendance...18 states contributed over 100 students each...21 foreign countries contributed over 25 students each...female, 55.7%...male, 44.3%...minority, 25.1%...international, 3.1%.

ACREAGE: Main Campus: 451.6 acres in Tallahassee, Leon County (main campus)...Panama City Branch: 25.6 acres in Panama City, Bay County...The university owns a total of 1,545.5 acres in Leon, Bay, Franklin, Sarasota, & Gadsden counties...Sites are leased in Marion and Leon counties in Florida, and other locations overseas.

COLLEGES/DEGREE PROGRAMS: With 16 colleges and schools, students may take courses of study leading to the baccalaureate degree in 101 degree programs, to the master's degree in 114 degree programs, to the advanced master's degree in one program, to the specialist degree in 26 degree programs, to the doctorate degree in 73 degree programs, and to the professional degree in two degree programs. The academic divisions are the Colleges of Arts and Sciences, Business, Communication, Criminology and Criminal Justice, Education, Engineering, Human Sciences, Information, Law, Medicine, Music, Social Science, Social Work and Visual Arts, Theatre and Dance; and the Schools of Motion Picture, Television, and Recording Arts and Nursing.

OPERATING BUDGET (2007-08): \$1,093,306,080

DEGREES AWARDED FOR 2007-08: Bachelor, 7,189...Masters, 1,989 Doctorate, 350...Medical Doctorate, 48...Specialist, 54...Judge Doctorate, 233... Total, 9,863

ENTERING FRESHMAN FACTS (FALL, 2007): The middle 50 percent High School GPA, 3.3-3.9; SAT score 1110-1260, ACT score 23-28. There were 55 National Merit Scholars, 12 National Achievement Scholars, and 15 Hispanic Scholars enrolled as undergraduate students during the Fall 2007 term.

RETENTION RATE: First year, 100%...second year, 88.1%...third year, 80.9%... fourth year, 76.1%.

FACULTY/STAFF: Total 2,359...FSU's faculty includes some past graduates, such as former astronauts Dr. Norm Thagard, who teaches Electrical Engineering, and Winston Scott who serves as Vice President of Student Affairs...FSU's faculty has included six dynamic Nobel Laureates: 12 members elected to National Academy of Sciences...10 members of the American Academy of Arts and Sciences...and two Pulitzer Prize winners Ellen T. Zwilich and Robert Olen Butler.

EDUCATIONAL ADVANTAGES: Florida State University has a uniqueness in providing programs that are consistent in excellence across the board, from fine arts and humanities to the hard sciences...The balance of programs is based on FSU's long tradition as a leading liberal arts institution combined with its position as one of the top 10 universities in generating research-based revenues... FSU was ranked 18th most connected university in the nation by Yahoo! Internet Life.

EDUCATIONAL OPPORTUNITIES ABROAD: FSU offers a variety of overseas study opportunities for students during the regular academic year. FSU has study centers located in Florence, Italy; Panama City, Republic of Panama; Valencia, Spain; and London, England. Courses at the study centers are offered each semester and cover a wide range of subject areas perfect for meeting general and liberal studies requirements. International Programs also offers study programs, some general and some major specific, in: Cairns, Australia; Salvador, Brazil; Tianjin, China; San Jose, Costa Rica; Dubrovnik, Croatia; Prague, Czech Republic; Napo, Ecuador; London, England; Paris, France; Dublin, Ireland; Tokyo, Japan; Moscow, Russia; and Leysin, Switzerland. A summer Law program is offered in Oxford, England. There is one Linkage Institute, FLORICA, in Costa Rica, and Beyond Borders programs in Turrialba, Costa Rica, Kingston, Jamaica, and Dresden, Germany.

EXTRACURRICULAR ACTIVITIES: FSU has over 400 student organizations that allow students to find their own niche.

FINANCIAL AID: FSU offers two types of financial assistance: need-based and merit-based...Over \$160 million is given away for financial assistance each year.

STUDENT/FACULTY RATIO: 18-1... Many of the general education classes are large, lecture classes; however, over 80% of major classes have less than 50 students.

RESEARCH: The Florida State University has built a reputation as a strong research center in both the sciences and the humanities. It is expected that more than \$100 million in external funds will be generated this year by the university faculty and administration as supplements to state funds used for research. These external funds are in the form of contracts and grants from private foundations, industries, and government agencies, and are used to support research, improve research facilities, and provide stipends for graduate students.

SPONSORED RESEARCH (2007-08): \$201,569,624

LIBRARY HOLDINGS: The University Library System contains over 3.4 million volumes, of which more than 451,000 are available electronically as e-books. The libraries subscribe to more than 107,000 current serials including academic

journals, professional and trade journals, and major newspapers from around the country and the globe in both paper and electronic formats. The libraries also subscribe to more than 350 databases. The FSU Libraries include 8 libraries on campus: The Robert Manning Strozier Library, Paul A. M. Dirac Science Library, Mildred and Claude Pepper Library, Warren Allen Music Library, Harold Goldstein Library and Information Science Library, College of Law Library, College of Medicine Medical Library, and the College of Engineering Library. Library materials and services are also available at the FSU Panama City Campus, as well as International Programs study centers in London, Florence, and Panama, and a collection of art and related materials at the John and Mable Ringling Museum of Art in Sarasota, Florida.

10 LEADING STATES OF ORIGIN

Florida	33,154
Georgia	882
Virginia	409
New York	311
Texas	267
North Carolina	265
Pennsylvania	246
New Jersey	212
Maryland	206
California	194

Florida State Board of Trustees



Jim Smith
Chairman
Tallahassee, FL



Harold Knowles
Vice Chairman
Tallahassee, FL



Derrick Brooks
Tampa, FL



Susan Busch-Transou
Midway, FL



Emily Fleming Duda
Oviedo, FL




David Ford
New York, NY




Manny Garcia
Winter Springs, FL




William Andrew Haggard
Coral Gables, FL



Richard McFarlain
Tallahassee, FL



James E. Kinsey, Jr.
Fort Myers, FL



Laymon A. Hicks
Student Government
Associate President



Leslie Pantin, Jr.
Miami, FL



Jayne M. Standley
Tallahassee, FL



Dr. T.K. Wetherell
FSU President



THE UNIVERSITY

Prominent Alumni


BARBARA HARRIS



LEE CORSO



BURT REYNOLDS



CHARLIE CRIST




JOHN MARKS



RITA COOLIDGE



PAUL GLEASON



TONY LARUSSA



NORM THAGARD



TRAYLOR HOWARD



GABRIELLE REECE



DR. TONEA STEWART

OTHER DISTINGUISHED ALUMNI:

ASTRONAUTS
Carolyn S. Griner
Winston Scott

ENTERTAINERS
Daniel Bakkedahl
Faye Dunnaway
Davis Gaines
Cheryl Hines
Christine Lahti
Sonny Shroyer
Robert Urich

FITNESS EXPERT
Richard Simmons

JUDICIARY
Kenneth B. Bell
Susan H. Black
Raoul G. Cantero, III

MILITARY LEADERS
Ron J. Friedman
Jay Garner
Franklin L. Hagenbeck
Paul David Miller
Kenneth Minihan

MISS AMERICA
Tara Dawn Holland
Christensen

MUSICIANS
Ray Key
Sean Mackin
Jim Morrison
Charles G. Rex
Claudia Waite
David Ward-Steinman
Dr. Valint Vazsonyi

POLITICAL LEADERS
Jason Altmire
Reubin Askew
Jim Bacchus
Allen Boyd, Jr.
Kathy Castor
Parris Glendening
Jeff Kottkamp
Mel Martinez
Jim Towey

PULITZER PRIZE WINNERS
Doug Marlette
Ellen Taaffe Zwillich

WRITERS
Alan Ball

THE UNIVERSITY

Athletic Administration



**Thomas Kent
"T.K." Wetherell**
President

Dr. Thomas Kent "T.K." Wetherell became the 13th president of Florida State University on January 6, 2003. He is the

first university alumnus to serve as president of Florida State. A career educator with more than 30 years of experience in the State of Florida's educational system, Dr. Wetherell is also the only FSU president with experience in all four major divisions within higher education, having held positions in the offices of academic affairs, student services, business affairs, and college development. He has held leadership positions in two-year as well as four-year colleges, and he has served as a faculty member in both public and private institutions of higher education.

Dr. Wetherell is recognized as a high-energy, student-oriented president. He is an innovator who challenges faculty, staff and administrators to set high professional and personal standards. During his tenure as president, Florida State realized its dream of establishing, receiving full accreditation and graduating the first class of the nation's first public new allopathic medical school in the last 25 years.

Under Dr. Wetherell's leadership Florida State has undertaken the university's most extensive construction program, adding three new residence halls, a general purpose classroom building, new food services facilities, parking garages, an alumni center, research facilities, massive renovation projects, a Heritage Walk system throughout campus, as well as the construction of a new medical school.

Dr. Wetherell established the Pathways of Excellence program designed to enhance Florida State University's stature as a public graduate research university. The Pathways of Excellence program is designed with the Association of American Universities evaluation criteria as its basis. In addition to issuing a challenge to the university's community to reach a higher level academically, Dr. Wetherell also made available online data that will allow the public and individual faculty to monitor the university's and their respective academic department's success in this endeavor.

Dr. Wetherell is an outstanding advocate for higher education and has been called the state's most "politically astute president." In addition to his political insight, Dr. Wetherell is expert in resource development and led the university to successfully complete Florida State's second major capital campaign. During the campaign Dr. Wetherell gave the largest gift a seated president of a public research university had ever given to an institution in the United States. As president, Dr. Wetherell has also been the university's most vocal advocate for a community service program as part of students' college experience.

Dr. Wetherell has been inducted into Florida State University's Hall of Fame and was the recipient of the prestigious Moore-Stone Award, the Circle of Gold Award and the university's Distinguished Service Award. In addition, he has also been awarded an honorary Doctorate of Letters from Flagler College.

Dr. Wetherell served in the Florida House of Representatives from 1980 to 1992, the last two years as Speaker of the House. During his tenure in the House he served as chairman of the appropriations committee and the higher education committee. The Miami Herald named him one of the Top Ten Legislative Leaders in the House each

UNIVERSITY ADMINISTRATION

President	Dr. T.K. Wetherell
Provost & Executive Vice President for Academic Affairs	Dr. Lawrence G. Abele
Dean of the Faculties & Deputy Provost	Dr. Anne Rowe
Vice President for Research	Dr. Kirby W. Kemper
Vice President for Student Affairs	Mary B. Coburn
Senior Vice President for Finance & Administration	John R. Carnaghi
Vice President for University Relations	Lee F. Hinkle
Vice President for Planning & Programs	Robert Bradley
General Counsel	Betty J. Steffens

year from 1987 until 1992. During his years in the legislative process Florida enacted some of the most progressive education legislation in America.

A third-generation Floridian, Dr. Wetherell was born on December 22, 1945 in Daytona Beach, Florida. He attended Port Orange Elementary School and Mainland Senior High School, where he was active in service clubs, student government and athletics. He attended Florida State University on a football scholarship and played on the 1963-67 football teams. He still holds the record for the longest kickoff return in Florida State University history. He earned his bachelor's and master's degrees in social studies education from FSU in 1967 and 1968 respectively. He earned a doctorate in education administration from FSU in 1974.

Dr. Wetherell is married to Virginia B. Wetherell, who was appointed by Governor Chiles as Secretary of the Florida Department of Environmental Protection from 1991 to 1998. She previously served as a state legislator representing Pensacola. She currently is president of Wetherell Consulting Services. They are the parents of three children: Kent, Blakely, and Page, and have two grandchildren: Emily and Tyler. Wetherell's personal interests include outdoor recreation, travel and aviation.



Randy Spetman
Director of Athletics

Florida State University President, Dr. T.K. Wetherell, introduced Randy as the university's new Director of Athletics on

February 4, ending a national search that began in December. Spetman, a former Air Force colonel, takes over at FSU after serving as Athletics Director at Utah State since July 1, 2004 and at the United States Air Force Academy from 1996-2003.

"Randy Spetman has a strong record of leadership with honesty and integrity. His experience and organizational and management skills set him apart as one of the best athletics directors in the country," Wetherell said. "We're very pleased that he is joining the Florida State Family."

Spetman, 55, was lauded over his tenure at Utah State for the success of the Aggies' athletic programs both on the field or court and in the classroom. Utah State joined the Western Athletic Conference (WAC) in 2005 and Utah State claimed four conference championships in its first two years. Even more impressive is the fact that USU's student-athletes lead the WAC with a 78 percent graduation rate and have maintained over a 3.0 cumulative grade point average.

Under Spetman's leadership, Utah State moved forward with several facility projects, including high profile improvements to the football stadium. He also spearheaded fundraising and building efforts for a \$12.5 million facility that will serve to meet the academic and athletic needs of the 16 intercollegiate sports at Utah State. He crafted a unique business partnership for medical health coverage that improved the overall coverage

of USU student-athletes and reduced medical costs. In addition, he negotiated a lucrative new marketing agreement for Aggie Athletics with Learfield Sports Properties.

"Florida State University is one of the finest college athletics programs in the nation," said Spetman. "To be asked to serve as its athletics director is a great compliment, and I was thrilled to accept. I proudly served my country for many years with honor, commitment and pride. And I now look forward to bringing my skills as an athletics director to this university and serving Florida State University with the same honor, commitment and pride."

Prior to his stint at Utah State, Spetman spent eight successful years (1996-2003) as Director of Athletics at the United States Air Force Academy in Colorado Springs, Co. During his tenure, he administered the school's 27-sport intercollegiate program as well as the physical education and intramural programs. Under his command, athletics teams at the Academy enjoyed unmatched success as the football team participated in four bowl games.

Born and raised in Council Bluffs, Iowa, Spetman graduated from the Air Force Academy in 1976. He earned three letters as a defensive end for the Falcons and was a team captain as a senior. He also won a pair of heavyweight Wing Open Boxing Championships.

Spetman's 28 year military career took him around the world in a variety of positions. A command pilot with more than 3,000 hours of flight time, Spetman's range of positions took him from assistant football coach at his alma mater to a pilot and from the Chief of Bomber Planning in Operations Desert Shield and Desert Storm to serving as Chief, Command and Control Division, Operations Directorate of the U.S. European Command in Stuttgart, Germany.

A graduate from Squadron Officer School, he attended the National War College and earned a master's degree in National Security Strategy. Spetman also holds a master's in management and supervision from Central Michigan University. He is currently the first Vice President of the National Association of Collegiate Director's of Athletics (NACDA).

He and his wife, the former Becky Luhring of Des Moines, Iowa, are the parents of two grown children, Brian and Kim.

ATHLETICS ADMINISTRATION EXECUTIVE STAFF



Kellie Elliott
Deputy Athletic
Director/SWA



**Monk
Bonasorte**
Senior Associate
Athletic Director



Gary Huff
Senior
Associate
Director of
Athletics

Student Services




Brandi Stuart
Assistant
Athletics Director

LIFE SKILLS

Developed by the Florida State University Department of Athletics, the N.O.L.E.S. program represents a commitment to the total growth and development of each student-athlete. The program establishes an administrative commitment to academic and athletic excellence. Those efforts will be supported with programs and services in personal and career development service.

PERSONAL DEVELOPMENT

Fostering the development of personal growth is a fundamental component of the N.O.L.E.S. program. The support programs ensure that the student-athlete will be provided with opportunities to focus on personal growth areas such as value clarification, goal setting, fiscal planning, decision making and personal responsibility. Programming focuses on helping the student-athlete develop a healthy lifestyle while they are at Florida State and habits that will benefit them for life.



John Lata
Director of
Student Services

CAREER DEVELOPMENT

Preparing for life after college is a major focus of the N.O.L.E.S program. The program is designed to work in cooperation with Florida State's Career Center to acquaint students with the job search process, provide networking opportunities and ultimately assist with job placement. The program places a priority on the development of the total person, with the goal of developing individuals who will have rewarding careers and productive lifestyles after they leave Florida State. The newest addition to the Career Development program is the Senior Transition Seminar offered through the Office of Student Services. The course is offered to all senior student-athletes with exhausting eligibility and is designed to assist with resume building, networking with former student-athletes, and tips on transitioning from intercollegiate athletics into the working world.



Yashiva Edwards
Assistant Director
of Student Services

COMMUNITY SERVICE

Serving the community is the focus of the Seminole Spirit program. Student-athletes are challenged to provide service to our community and individuals who are in need. With a clearly defined program of service, student-athletes are given the opportunity to develop lifelong commitment to volunteerism. Over the years, the commitment to community service has grown leaps and bounds. The FSU athletic department was recently recognized by the National Consortium for Academics and Sports for the most successful outreach and community service program in which FSU student-athletes impacted the lives of over 150,000 youths.

LEADERSHIP DEVELOPMENT

The Florida State University Department of Athletics is committed to developing programs of excellence that foster leadership development. The Student-Athlete Advisory Council (SAAC) has been in place in the Florida State University Athletic Department for ten years, and consists of a fantastic group of motivated student-athletes. The SAAC consists of 42 student-athletes, at least two from every team, and they meet every two weeks to discuss issues confronting student-athletes, here at FSU, as well as in the Atlantic Coast Conference and across the nation. The SAAC at FSU has many responsibilities: they take the lead on a variety of events, starting with the New Student-Athlete Orientation, Peers Helping Athletes Transition (PHAT) Tuesdays with freshmen student-athletes, the Culture Fest (student-athletes celebrating diversity within the athletic department), the Welcome Back Picnic and culminating with the Golden Nole Awards year ending banquet where seniors from each team are honored and student-athletes who have excelled in the area of community service are awarded.

STUDENT-ATHLETE ADVISORY COUNCIL

Allen, Tori	WTR
Alabi, Salomon	MBB
Barry, Brianna	WVB
Bowerman, Laura (Sec)	WCC
Boyajian, Ryan	MTE
Bradford, Dan	MSW
Brown, Everette	MFB
Cabassol, Melanie	WSW
Carr, Jessie	WSW
Coleman, Caila	WTK
Cruz, Javo	MCC
Derner, Scott	MSW
Echefu, Uche	MBB
Edwards, Becky	WSO
Erickson, Shawn	MSW
Freshour, Mara	WBB
Gano, Graham	MFB
Garcia-Tunon, Javier (Pres.) ..	MTR
Kazbour, Marissa	WSO
Knight, Cameron	MGO
Kuhn, Jamie	WGO
Macfarlane, Lauren	WTE
Moon, Ashlee	WVB
Moore, Cayla	WBB
O'Shea, Michael	MTE
Pughsley, Auja	WTK
Rolle, Myron (V.P.)	MFB
Rynarzewska, Ania	WTE
Savage, Matt	MGO
Steinhauer, Stevi	WSW
Smith, Heather	WCC
Snierciak, Luke	MBA
Snyder, Michelle	WSB
Vigue, Ryan	MBA
Wernke, Matthew	MTK
Westrup, Caroline	WGO
Willemse, Lydia	WCC



FLORIDA STATE ATHLETICS... AN ELITE PROGRAM

*In 2007-08,
13 Seminole student-athletes
garnered District Academic
All-America honors.*

*Florida State student-athletes have earned over \$390,000 in
postgraduate scholarships, including 36 from the ACC,
over the last 14 years as well as other numerous academic honors and awards.*

IN THE CLASSROOM

*In 2005, Garrett Johnson became the first FSU student-athlete
selected a Rhodes Scholar*

*All of FSU's athletic teams achieved scores above the required 925 in the
Academic Progress Rate data based on the last four years. Softball and
Men's Golf earned Public Recognition Awards for earning high marks.*

*170 Seminole student-athletes were named to the 2008 ACC Academic Honor Roll
while six of Florida State's athletic teams had a 3.0 or better cumulative GPA.*

Five coaches with 10 or more years at FSU, including two coaches of 30 or more years of service

COACHING EXCELLENCE

*14 National Coaches of the Year
37 ACC Coaches of the Year
37 Regional Coaches of the Year*

Two coaches who rank in the top three among current coaches for career victories

Congratulations #1
1500
CAREER WINS

IN THE COMMUNITY

Two-time National Consortium of Academics and Sports Outreach Program of the Year for Division I for reaching over 150,000 youth.

Student-Athletes perform more than 5,000 hours of community service annually.

2 Heisman Trophy winners

4 Golden Spikes winners

Hermann Award for soccer

TOP ATHLETES

777 First Team All-Americans

1,853 All-ACC selections

37 Individual National Champions

40 National Achievement Awards,

including 10 top athlete in the nation awards

National Men's Track Athlete of the Year

USA Softball National Player of the Year

43 ACC Team Titles

TOP TEAMS

175 NCAA Postseason

team appearances including three

straight women's soccer College Cup appearances

and four in the last five years.

14 National Championships including
back-to-back-to-back

NCAA Men's Outdoor Track & Field titles



1999 Football Seminoles

first football team to go wire-to-wire as the AP No. 1 team



THE UNIVERSITY

NCAA Compliance



Brian Battle
Associate
Athletics Director
for Compliance

FLORIDA STATE UNIVERSITY COMPLIANCE OFFICE

The following information is provided by the Florida State Office of Compliance for prospective student-athletes. It is intended as a guideline to introduce you to some of the rules governing NCAA athletics.

KEY DEFINITIONS YOU SHOULD KNOW

Representative of Athletics Interests: A representative of the institution's athletics interests (AKA Booster) is an individual who is known (or should have been known) by a member of the institution's athletic department to:

- Have participated in or to be a member of an agency or organization promoting the institution's intercollegiate athletics program;
- Have made financial contributions to the athletics department of to an athletics booster organization of that institution;
- Be assisting or to have been requested (by the athletics department staff) to assist in the recruitment of prospects;
- Be assisting or to have assisted in providing benefits to enrolled student-athletes or their families; or
- Have been otherwise in promoting the institution's athletics program.

*** Once an individual is identified as a representative, the person retains that identity forever ***

Prospective Student-Athlete: A prospective student-athlete ("prospect") is a student who has started classes for the ninth grade, regardless whether he or she participates in athletics. A prospective student-athlete maintains his or her identity as a prospect, even after he or she signs a National Letter of Intent or financial aid agreement, until he or she attends the first day of practice or participates in an official team practice, whichever is earlier.

Contact: A contact is any face-to-face encounter between a prospect or the prospect's parents, relatives or legal guardian(s) and an institutional staff member during which any dialogue occurs in excess of an exchange of a greeting.



Jody Smith
Assistant Athletics
Director for
Compliance



Elizabeth Bookwalter
Compliance
Coordinator



Bret Cowley
Compliance
Assistant

Evaluation: An evaluation is any off-campus activity designed to assess your academic qualifications or athletic ability, including any visit to your high school (during which no contact occurs) or the observation of any practice or competition in which you participate.

PHONE CALLS AND LETTERS

Phone calls from coaches (but not boosters) are permitted beginning July 1 before your senior year in high school. A coach is limited to one phone call per week except that unlimited phone calls may be made:

- During the five days immediately before your official visit to the university;
- On the day of a coach's off-campus contact with you.
- During the time beginning with the National Letter of Intent signing date through the two days after the signing date and after a National Letter of Intent or scholarship agreement is signed.

A Prospect of Any Age Could Receive the Following From a Coach:

- Questionnaire
- Camp brochure
- NCAA educational information
- Business Card
- None-athletics institutional publications

After September 1 of a Prospect's Junior Year, a Coach Could Provide

- Written correspondence, including letters and e-mails
- Game programs (only on an official or unofficial visit)
- Media Guide
- Official academic, admission and student services publications and videotapes produced by the institution and are available to all students
- Any other information may be provided via the institution's web site.

WHO IS PERMITTED TO RECRUIT FOR FLORIDA STATE?

Only Florida State University coaches who have successfully completed the NCAA Recruiting Rules Examination on an annual basis may be involved in the recruitment process. Boosters may not make any recruiting contacts. This includes letters, telephone calls or face-to-face contact on or off campus with a prospect or the prospect's parents.

ALUMNI AND BOOSTERS DO'S AND DON'TS


- **YOU MAY** forward information about prospective student-athletes to the appropriate coaches.
- **YOU MAY** have contact with a prospect regarding permissible pre-enrollment activities such as summer employment, provided the prospect has already signed a National Letter of Intent and the Compliance Office is aware you are making these contacts in regard to employment.
- **YOU MAY** have a telephone conversation with a prospect only if the prospect initiates the call. Such a call may not be prearranged by an institutional staff member and you are not permitted to have a recruiting conversation, but may exhibit normal civility. You must refer any questions about our athletic programs to an athletics department staff member/coach.
- **YOU MAY** view a prospect's contest at your own initiative provided you do not contact the prospect or his/her parents. In addition, you may not contact a prospect's coach, principal or counselor in an attempt to evaluate the prospect.
- **YOU MAY** continue established family relationships with friends and neighbors. Contacts with sons and daughters of these families are permitted as long as they are not made for recruiting purposes or encouraged by Florida State University coaches.
- **YOU MAY NOT** become involved in making arrangements to receive money or financial aid of any kind for a prospect or the prospect's family and friends.
- **YOU MAY NOT** make contact with a prospective student-athlete and his/her parents when the prospect is on campus for an official or unofficial recruiting visit.
- **YOU MAY NOT** transport, pay or arrange for payment of transportation costs for a prospect and his/her relatives or friends to visit campus (or elsewhere).
- **YOU MAY NOT** pay or arrange for payment of summer camp registration fees for a prospect.
- **YOU MAY NOT** provide anything to a prospect, the prospect's family or friends without prior approval from the Compliance Office.

For more information, please contact the Florida State Compliance Office at (850) 644-4272.

THE UNIVERSITY

Boosters

Women's Basketball Endowed Scholarships



Charles F. Tunnickliff

From Miami to Minneapolis, and from Warsaw to Walla Walla, young men and women come to Florida State University to embrace its educational excellence, and to compete as a Seminole. Many would not have the opportunity to receive that college education without their athletic scholarship. These young people work hard, and proudly represent Florida State as a winner on the national stage, attracting the attention to our University that winners bring.

Florida State athletics provides each of our men's and women's teams with the maximum number of scholarships allowed by the NCAA. In addition to the student-athlete competitors, scholarships are also provided to student trainers, managers and graduate assistants who are vital to an athletics program.

Established in 1986 under the direction of William M. Parker of Clearwater, the Seminole Boosters Endowed Scholarship Program is the final step toward perpetual funding of all scholarships for student-athletes at Florida State. Those individuals who contribute to the endowment fund for athletic scholarships at Florida State University gain membership in the Seminole Heritage Foundation.

Thanks to the efforts of Charles F. Tunnickliff, a group scholarship in the name of Seminole great Sue Galkantas and an anonymous donor, the endowment of the Florida State women's basketball program is well on its way.



Sue Galkantas

In the basketball arena, the Hoop Troop is what bridges the gap between the court and the stands. It brings fans, young and old, together with a common goal...to see FSU's women's basketball team up-close and to be the force behind its success on and off the court.

In simple terms, the Hoop Troop is the booster club for the team.

The players and coaches are encouraged by the Hoop Troop's energy and enthusiasm at home and away games.

Some of the Hoop Troop-sponsored events include bus trips to away games, the Hoop Troop Golf Classic and auction and Chalk-Talks with the Florida State coaching staff. Courtside Kids is the "junior version" of Hoop Troop. Kids learn early how much fun it is to be a part of the team. "Courtside" means that kids get to participate courtside and help keep the game floor towed dry during games. They get to interact with the players and coaches at special "members-only" pizza parties and clinics as well as receive letters from the players and personalized birthday cards.

There are even more benefits, but the lasting impression of positive role models, shared family fun and togetherness are priceless.



Florida State Women's Basketball



Members of the Hoop Troop traveled to New York with the team last season for the Fordham game.



Community Service

The Florida State Women's Basketball Team makes Community Service a Priority



The mantra of the Florida State women's basketball program is people first, students second and athletes third. Part of fulfilling the goals of being a better person is to give back to the community, that's why head coach Sue Semrau has made giving back to the community one of the top priorities of her program.

"To whom much has been given, much is required," — words that Semrau and her players choose to live by. With the as-

sistance of Florida State Athletics Student Services Office, the women's basketball program continues to practice a program devised upon Semrau's arrival at FSU in which each women's basketball player performs at least three hours of community service per month while in season and six hours of service per month when not in season.

Last year the women's basketball team partnered with Leon County Public

Schools, grades K-8, to introduce the Annual Seminole Book Challenge. The purpose of the effort is to encourage the importance of reading by offering a reward to students that read at least five books from the required reading list over a five month period (Sept 1-Feb. 1). Students' progress will be tracked by their teacher via a tracking poster provided and hung in each classroom.

On November 24th, Florida State hosted its annual "Toys for Tots" Toy Drive at the home game versus the Florida Gators. Last season, over 200 toys were donated to the U.S. Marines Toys for Tots program which helps brighten the lives of many families throughout the nation and right here in Tallahassee.

From face-painting at the Downtown Getdown to the team's Seminole Book Challenge, Florida State women's basketball gets involved in serving the community but there were two individuals that really answered the call last season when it came to Community Service. At the 2006-07 team banquet, former Seminoles Nikki Anthony and Christie Lautsch were honored with the Community Service Award.

"I think it's really important to have a well-rounded resume' so I like to give my time to other organizations and to community service because I feel like it will make me a better person for the future and if it makes me a better person, maybe I can make somebody else a better person," Lautsch said.



THE UNIVERSITY

Community Service

One example of Anthony's dedication to the community came in the aftermath of one of the nation's worst natural disasters. In the wake of Hurricane Katrina, in conjunction with the FSU Athletics Student Services Office, the women's basketball team held a Blood Drive in the Donald L. Tucker Center. It was Anthony who first came up with the idea.

"I just brainstormed and thought of a few things that we could do to help the victims of the hurricane in New Orleans," Anthony said. "As a college student, I don't have a lot of money to give, but I knew I wanted to give in some way so I thought giving blood would be a really good idea and so did other people and it just escalated from there."

That's not all the Seminoles did to help the victims of Katrina. Feeling fortunate to be safe and helpless in terms of how to help, the Florida State women's basketball team donated apparel to the displaced University of New Orleans women's basketball program. At the time, the Privateers were being housed at the University of Texas at Tyler.

"I know there is quite a need from the Hurricane Katrina outfall and if I were in Amy Champion's shoes, the head coach of the women's basketball team at New Orleans, I would hope that someone would step up and do whatever they could," FSU head coach Sue Semrau said last September. "Especially with our connection with New Orleans and (former Seminole) Roneeka Hodges and her family feeling the hit themselves, this is the least we can do to ship whatever we can to that basketball team." For the Florida State players, it was even more personal.

Even at one their most challenging time of the season, the Seminoles took time to serve. While in Denver, Colo., for the 2006 NCAA Tournament, sounds of laughter, cheers and bowling balls tumbling down the lane overshadowed the fact that the Florida State women's basketball team was in town for business. For just a couple of hours on the Sunday between the first and second rounds, the Seminoles took time away from their schedules to give back to the children of the greater Denver community by participating in a philanthropic bowling event.

"It is so important for our program to develop awareness that there is life outside of basketball," Semrau said. "We want to continue to connect with young people and others in need."





THE UNIVERSITY

Community Service

After breakfast the day after FSU's big win over Louisiana Tech, the Seminoles loaded the bus and traveled to a local bowling alley to interact with a couple dozen children representing Mount Saint Vincent, a program for children with a wide range of emotional and behavioral problems that are preventing them from functioning to their full potential at home, in the community or in school. Each player and coach paired up with a child to bowl, eat pizza and fellowship for an afternoon when laughter was the main ingredient.

While most of the Seminoles admitted bowling wasn't their best sport, Florida State's Christie Lautsch agreed she could help her particular child in a couple of ways. "I just told her to go out there and have fun," Lautsch said, with a huge grin on her face. "That's what I try to do when I play basketball and that's what I encouraged her to do. I'm not the best bowler but I'm a good supporter so I think my child enjoyed her day."

Over the years, the Seminoles have performed a variety of services, including the Walker Ford Tutorial Program, in which the players donate two hours of their time on Saturday mornings to tutor elementary-aged children. They have helped package and deliver meals with Elder Care Services for the "Meals on Wheels" program, cleaned and cooked at the Ronald McDonald House, done lawn work and helped plant a garden at a local women's shelter, landscaped at the area Boys and Girls Club, gone Christmas caroling at a retirement home, visited children in the Pediatrics Ward and even helped build a home for Habitat for Humanity.

Several years ago, the Seminoles implemented a Spring League, in which the Seminoles donate their time for a weekly clinic designed to help area youngsters learn the game of basketball. The FSU players serve as coaches of the teams and get a chance to be on the "other" side of the ball for a change.

For Semrau, the community service facet of her program has been a priority from day one and it is an area that has had much success. Each spring, at Florida State's annual Golden 'Nole Awards Banquet, the Athletics Director's Cup for Service is presented to the team that performs the most hours of community service throughout the year. Semrau's Seminoles have twice earned the distinction. The competition between the teams has really heated up in recent years, thus showing that the community is the real winner!



THE UNIVERSITY

Seminole Spirit

FSU Fight Song...

You got to fight, fight, fight, for FSU
 You got to scalp 'em Sem-i-Noles
 You got to win, win, win, win,
 Win this game and roll on down
 and make those goals.

For FSU is on the war path now,
 And at the battle's end she's great;
 So fight, fight, fight to victory
 Our Sem-i-Noles from Florida State!



The Symbol: Seminoles...

Florida State would play two football games in 1947 before students demanded the school acquire a symbol. While details conflict, most believe the account of a poll of the student body is accurate. The *Florida Flambeau* reported that Seminoles had won by 110 votes over Statesmen. The rest of the top contenders (in order) were Rebels, Tarpons, Fighting Warriors, and Crackers. In the 1950s, a pair of students dressed in Native American costumes and joined the cheerleaders on the field which eventually evolved into the majestic symbol of



Osceola and Renegade that FSU now enjoys. Today, the Seminole Indian Tribe participates in many campus activities.

Florida State University is proud of its longstanding cooperative relationship with the Seminole Tribe of Florida. The

Seminole people have suffered many hardships and injustices, but they have remained brave, dignified and proud. The Seminoles are unconquered. They symbolize what we hope will be the traits of all of our graduates, including our student-athletes.

We know you cannot win all of the time on the playing field or in life, but we want our students to be unconquered and always ready to try again.

War Chant...

Florida State's "war chant" appears to have begun with a random occurrence that took place during a 1984 football game against Auburn, but in the 1960s, the Marching Chiefs band would chant the melody of a popular FSU cheer. In a sense, that chant was the long-version of FSU's current "war chant." During a thrilling game with Auburn in 1984, the Marching Chiefs began to perform the dormant melody. Some students behind the band joined in and continued the "war chant" portion after the band had ceased. Most agree the chant came from the fraternity section, but many spirited Seminole fans added the hand motion to symbolize the brandishing of a tomahawk. The chant continued among the student body during the 1985 season, and by the 1986 season, it was a stadium-wide phenomenon. Of course, the Marching Chiefs refined the chant, plus put their own special brand of accompaniment to the "war chant", for the sound we hear today.

The Atlanta Braves fans took up the their version of the song and chant when former FSU star Deion Sanders came to the plate as an outfielder. The Kansas City Chiefs first heard it when the Northwest Missouri State band, directed by 1969 FSU graduate Al Sergel, performed the chant while the players were warming up for a game against San Diego.



FSU all-girl cheerleaders:

Front Row (L to R) Hailey Buchanan, Brooke Nelson, Amanda Winchip, Brittany Fisher, Kim Barksdale, Lauren Wortman, Jenna Gerstein, Valerie Kottke **Middle Row (L to R)** Brooke Teal, Mallory Davis, Alyssa Sponaugle, Raina Rosiek, Sarah Richey, Katie Salmon, Jennifer Schrage **Back Row (L to R)** Chad Parnell (Asst. Coach), Jocelyn Sousa, Steffani Saddler, Alyx Reynolds, Amanda Morris, Staci Sutton (Head Coach), Kristie Canaday, Beth Anne Rutledge, Whitney James, Keisha Arrington, Clay Owensby (Asst. Coach) **Not Pictured:** KayLeigh Vodenichar

Garnet & Gold...

Florida State's school colors of garnet and gold date back to the Florida State College championship football teams of 1904 and 1905. In those championship seasons, FSC donned purple and gold uniforms. When Florida State College became Florida Female College in 1905, the football team was forced to attend the University of Florida. The following year the FFC student body selected crimson as the official school color of 1905. The administration in 1905 took crimson and combined it with the recognizable purple of the championship football teams to achieve the color garnet. The now-famous garnet and gold colors were first used on an FSU uniform in a 14-6 football loss to Stetson on October 18, 1947.





HONORS AND AWARDS

HONORS AND AWARDS

In Memory



MATTHEW SCHMAUCH AWARD RECIPIENTS

- 2003-04 Lauren Bradley
- 2004-05 Linnea Liljestrand
- 2005-06 LaQuinta Neely
- 2006-07 Mara Freshour
- 2007-08 Shante Williams

Matthew Schmauch, an Assistant Director of Academic Support who worked with the women's basketball program for four seasons, was instrumental in the academic success of FSU student-athletes. His influence went beyond the classroom. He was an ambassador, a mentor, a friend, a big brother, a fan — truly a shining example of where hard work and determination can take you.

This award, established in his memory, is given annually to the women's basketball player who exemplifies these characteristics of leadership.

The Florida State Athletics Department lost a dear member of its Seminole family on June 13, 2003. Matt Schmauch, 29, an Assistant Director for the Athletic Academic Support Program at Florida State, died from anaphylaxis due to an allergic reaction to nuts while representing FSU at the N4A convention in St. Louis, Mo.

A native of Allen Park, Mich., Schmauch had been a valuable member of the athletic academic support staff since 1996. A glowing role model in the classroom, Schmauch earned a bachelor's degree in finance from Florida State in 1995 and went on to receive a master's degree in athletic administration from FSU in 1996.

In 2003-04, the Florida State women's basketball program created a special award in honor of Schmauch.



Brien Schmauch and LaQuinta Neely



Brien Schmauch, Linnea Liljestrand and Janis Schmauch



Sue Semrau, Mara Freshour and Brien Schmauch



Director of Academic Support Mark Meleney, Lauren Bradley and Brien Schmauch

HONORS AND AWARDS

In Memory



**RONALDA
PIERCE**
Heart Award

Daughter, Sister, Classmate, Teammate, Role Model, Friend, Seminole. Ronaldda Pierce meant so much to so many people. Although with us a short time, Ronaldda's memory will forever be etched in the hearts of the Seminole family. Ronaldda represented courage, heart, determination, growth and joy. It was these characteristics that allowed her to blossom into the person that was cherished by all who knew her.

The recipient of this award exemplifies these same qualities of perseverance and heart.

On June 8, 2004, the Florida State women's basketball program lost a special member of its family with the sudden death of Ronaldda Pierce, a 6-5 post player from Ashburn, Ga. In 2004-05, the players wore #55 on their shoes in her honor. The Seminoles paid tribute to Ronaldda by celebrating the time, although too short, that they had with her. In 2005, an award was established in her memory.



While Ronaldda Pierce remains on the minds and in the hearts of those associated with Florida State women's basketball, the 2006-07 season had an even greater meaning as it would have represented Ronaldda's senior season. Members of her recruiting class, Nikki Anthony, Shante Williams and Alicia Gladden, proudly hold up their hands signifying the No. 55, Ronaldda's jersey number.



RONALDA PIERCE AWARD RECIPIENTS

- 2004-05LaQuinta Neely
- 2005-06Ganiyat Adeduntan
- 2006-07Nikki Anthony,
..... Alicia Gladden,
..... Shante Williams
- 2007-08Mara Freshour



Ganiyat Adeduntan and the Pierce family at the 2006 Women's Basketball Awards Banquet



LaQuinta Neely and the Pierce family at the 2005 Women's Basketball Awards Banquet



Alicia Gladden, Shante Williams and Nikki Anthony with Ronaldda's sister and brother

HONORS AND AWARDS

Hall of Fame

The Florida State Athletics Hall of Fame enjoys a rich tradition. Florida State is fortunate to enjoy an athletics program that reflects the integrity achieved by an academic institution with over 150 years of success.

There are 208 members of the FSU Athletics Hall of Fame. The first and largest class was inducted in 1977 and there has been a class inducted every fall since with the exception of 1996 when Florida State spent the year celebrating its 50th Anniversary of athletics.

Three former women's basketball greats, Sue Galkantas, Tia Paschal and Wanda Burns-Jackson, are members of the Florida State Athletics Hall of Fame.



Sue Galkantas
Hall of Fame 1989

Florida State may never forget the scoring power of Sue Galkantas, who with an amazing 2,323 career points, is the most prolific scorer in Seminole basketball history. That total is the most points ever scored by a player, male or female — in Florida State history.

By the time Galkantas graduated in 1984, her name was listed in nearly every statistical category in the FSU records book. Averag-

ing 19.4 points per game in her career — a mark that still ranks number one on the career lists — was just a glimpse of the impact that she had as a Seminole. In her rookie year, she broke the FSU freshman scoring record and was named a freshman All-American in numerous publications. By her sophomore year, Galkantas had already scored her 1,000th point and established herself as one of the top 20 scorers in the nation. In her junior season, she led FSU to a 24-6 record and to its first trip to the NCAA Tournament.

Overall, she scored in double figures in 115 of 120 games and still holds six career and single-season records. In 1989, Galkantas also became the first female FSU athlete to have her number retired.



Tia Paschal
Hall of Fame 1999

The Florida State women's basketball program enjoyed its greatest success during the four-year career of Tia Paschal, who lettered for the Seminoles from 1989 to 1993.

A forward from Thomson, Ga., Paschal was an immediate contributor for Florida State and was a three-year starter after averaging 20 minutes of play as a rookie. She ended her career averaging 19.4 points and 7.4 rebounds as a senior while earning first team All-ACC honors and second team All-America honors by the American Women's Sports Federation. During her career, she helped lead the Seminoles to two consecutive NCAA Tournament appearances in 1989-90 and 1990-91 as well as a Metro Conference championship in the 1990-91 season.

Paschal's versatility made her a weapon in every facet of the game which is evident by the records she still holds at Florida State. She holds the records free throws made (14) in a game and is second for steals in a career (269). Paschal is also among FSU's top 10 in five seasons and six career records and ranks second all-time in scoring with 1,662 points.

Honors came in abundance for Paschal throughout her career. After redshirting the 1988-89 season with a knee injury, Paschal took the conference by storm as a freshman, earning Metro Conference All-Rookie Team honors. She earned Metro All-Tournament Team honors two seasons and was twice named the conference Player of the Week.

Paschal continued playing the game that she loves professionally. Since her graduation in criminology in 1993, Paschal's professional overseas experience has included stops in Germany, Sweden and Spain. She also played one season with the Charlotte Sting of the WNBA.

HONORS AND AWARDS

Hall of Fame



Wanda Burns
Hall of Fame 2006

Wanda Burns overcame adversity to become a successful women's basketball player at Florida State. One of Marynell Meadors first recruits, Burns was a highly-touted 5-8 guard out of Macon, Georgia.

Though she carried a 3.0 GPA in high school, her SAT scores were below the required score to meet the new NCAA Prop 48 rule and she had to sit out her freshman

season. Burns used the year to hit the books and get acclimated to campus life.

She hit the court in 1988-89 with something to prove. She averaged 11 points a game and led the team with 92 assists, helping FSU to its first winning season since 1983.

She electrified the team in 1989-90 and sparked FSU to a 21-9 record and to the NCAA Tournament. Burns set an FSU record for free throw percentage and led the team in scoring, three pointers and steals.

In 1990-91, her final season, Burns was named Metro Conference Player of the Week, set a single game record with 10 steals in a game and led the team in three-point shooting. FSU enjoyed one of its most successful seasons with a record of 25-7. Burns led the Metro Conference in scoring at 18.5 points per game and scored double figures in 38 consecutive games. She was named Metro Conference Tournament MVP and Player of the Year and also earned Hanes Her Way NCAA Woman of the Year and Second Team All-American honors.

Burns still ranks among FSU's top 10 in four career and 11 single-season statistical categories.



In good company... **Hall of Fame Class of 1989**

Winfred Bailey • Charles Durbin
Sue Galkantas • Randy Givens • Reggie Herring Paul
Piurowski • Dick Roberts • Jeff Sluman

Hall of Fame Class of 1999

Fred Hatfield • Tia Paschal • Dr. Gregg Phifer
Joey Rive • Charlie Ward • Casey Weldon
Allen Williams

Hall of Fame Class of 2006

Wanda Burns • Rhett Dawson
Jonathan Johnson • Herb Wills • Skip Young
Billy Smith



HONORS AND AWARDS



Retired Numbers

SUE GALKANTAS

Retired Number 43

By the time Sue Galkantas graduated from Florida State in 1984, her name was atop almost every individual statistical category in the Florida State records book. Galkantas was one of the most prolific scorers ever to play for Florida State, averaging 19.4 points per game in her career — a mark that still ranks number one on the FSU career lists. She scored an unbelievable 2,323 points over her four-year career (1980-84). That total is the most points ever scored by a basketball player — male or female — in Florida State history.

Galkantas shined from the moment she stepped onto the court. In her freshman year, she broke the FSU freshman scoring record and was named a freshman All-American in numerous publications. By her sophomore year, Galkantas had already scored her 1,000 point and established herself as one of the top 20 scorers in the nation. In addition to her individual ability, Galkantas will be remembered for her contribution to the FSU women's basketball team during her All-American junior season. She led Florida State to a 24-6 record and to its first trip to the NCAA Tournament.

"She is our first bonafide All-American at Florida State," said former FSU coach Janice Dykehouse. "She's the person who is responsible for turning our program around. She could go down in the record books as doing for our program what Dave Cowens did here for the men's program at FSU."

Galkantas was indeed one of the all-time greatest athletes to ever don the Garnet and Gold. She scored in double figures in 115 of 120 career games played and still holds six FSU records. In 1989, Galkantas was inducted into the FSU Athletics Hall of Fame. At that time, she added another "first" to her resume as she was the first women's athlete in FSU history to have her number retired.

BROOKE WYCKOFF

Retired Number 21

It's not unconceivable to say that if it weren't for Brooke Wyckoff that the Florida State women's basketball program wouldn't be in the position that it's in today. Coming out of West Chester, Ohio, the 6-foot-1 forward was one of the top prep players in the country and instead of staying home in Big Ten country, she chose to go out on the limb with an enthusiastic first-year head coach in Tallahassee.

In her first season Wyckoff had an immediate impact on the team as she set a single-season record with 80 blocks — she holds the FSU career mark at 209 swats — on her way to earning ACC All-Freshman Team honors. Conference honors continued to roll her next three years with a pair of Third-Team All-ACC accolades (1999 & 2000) and then a First-Team All-ACC selection.

More importantly, Wyckoff was the cornerstone of the Seminoles' first winning season in nine years as Florida State posted a 19-12 record her senior campaign and finished fourth in the ACC. That season culminated in the school's first trip to the NCAA Tournament in 10 years and All-America honors for Wyckoff, which was the first national accolade for a Seminole since 1993.

Following her senior year, Wyckoff was an easy selection for the WNBA draft as she was taken by the Orlando Miracle in the second round. She spent two seasons in Orlando before the team moved to Connecticut where she played another three seasons with the Sun. Wyckoff was selected by the Chicago Sky in the 2006 WNBA Expansion draft and has been a key member of the team for the past three seasons.

Not only was Wyckoff successful on the court, but she was also an outstanding performer in the classroom. She is the only Seminole to earn four Academic All-ACC Women's Basketball Team honors as well as four nods to the ACC Academic Honor Roll. In 2001 she received the ACC Postgraduate scholarship.



HONORS AND AWARDS

Retired Numbers

WANDA BURNS

Retired Number 22

After receiving the highest honor possible from the Florida State athletics department with her Hall of Fame induction in 2006, Wanda Burns had her jersey hung from the rafters in 2007. After overcoming the adversity of not qualifying out of high school, Burns sat out her freshman season, but used that year to set herself up for one of the best careers in Florida State history.

She earned the first of three Metro Conference honors during the season 1989 with a spot on the All-Rookie team. The next two years she led the team in scoring and found herself as a First-Team All-Metro selection. As a senior she became the only player in school history to ever take home a conference's top honor as she was named 1990-91 Metro Conference Player of the Year. Her accolades culminated her senior year with a Third-Team All-America selection.

Burns was the foundation of Florida State's '90 & '91 squads that produced the school's first back-to-back appearances in the NCAA Tournament. In three NCAA Tournament appearances, she averaged 15.6 points per game and 5.6 rebounds per game.

More than 15 years after the end of her career, Burns' name can be found throughout the Florida State record book. Her 10 steals against Alabama is still the FSU single-game high and she holds the single-season free throw percentage after shooting .857 from the line in 1989-90. Burns is in the single-season top ten for points, scoring average, steals, assists, field goals, field goal attempts, free throw percentage and three-pointers made.

When she finished her career in 1991, her 1,394 career points was fourth and she currently occupies the number eight spot. She also holds the distinction of being one of two players to be in the FSU career top 10 for points and assists. In addition, she is second for scoring average (16.0) and free throw percentage (.777).

TIA PASCHAL

Retired Number 30

Much of Florida State's success in the early 90s, with a pair of NCAA Tournament appearances and the transition into the Atlantic Coast Conference, can be attributed to the play of Tia Paschal. Paschal's outstanding career was first recognized in 1999 when she became the second women's basketball player inducted into the Florida State Athletics Hall of Fame. Her No. 30 jersey was retired during the 2006-07 season.

Right from the start of her career, Paschal had an immediate impact on the team, earning Metro Conference All-Freshman team accolades as the Seminoles went to their first NCAA Tournament since 1983. She moved into a starting role the next season and helped FSU make a return trip to the Big Dance. As a sophomore she picked up All-Metro Conference Second-Team accolades.

During Florida State's move into the ACC, Paschal took over as the dominant player on the team. Her senior year of 1992-93 will go down as one of the best in school history as she led the team in scoring (19.4 ppg.), field goal percentage (.524), field goals made (219), steals (96 – which stood as the FSU single-season record for 12 years), rebounding (7.4 rpg) and blocked shots (13).

Up until the 2006-07 season she held the school record for career steals (269). She is still in the all-time top ten for points (2nd – 1,662), scoring average (10th – 14.3 pg), rebounds (8th – 703) and field goal percentage (8th – .502). In addition, she sits on the single-season charts for points, scoring average, steals, field goal attempts and field goals.

Naturally the accolades rolled in following her senior year, including a Second-Team All-America selection from the American Women's Sports Federation. In addition, she earned FSU's initial First-Team All-ACC award as well as an ACC First-Team All-Tournament Team honor. She continued her playing career in Europe and spent one season with the Charlotte Sting of the WNBA.



HONORS AND AWARDS

All-Americans & National Teams



Lisa Foglio



Sue Galkantas



Lorraine Rimson



Wanda Burns



Chris Davis

All-Americans

Lisa Foglio	1982 All-Region Kodak All-America
Sue Galkantas.....	1982 All-Region Kodak All-America 1982 Second Team Freshman All-America 1982 Freshman All-America (<i>Street & Smith's</i>) 1983 Second Team All-America (<i>Women's Basketball Yearbook</i>)
Lorraine Rimson	1984 Freshman All-America
Bev Burnett	1988 Third Team All-America (American Women's Sports Federation)
Wanda Burns	1991 Third Team All-America (American Women's Sports Federation)
Chris Davis.....	1991 Special Mention All-America (American Women's Sports Federation)
Tia Paschal	1993 Second Team All-America (American Women's Sports Federation)
Danielle Ryan.....	1993 Fourth Team All-America (American Women's Sports Federation)
Christy Derlak.....	1993 Special Mention All-America (American Women's Sports Federation)
Allison Percy	1993 Special Mention All-America (American Women's Sports Federation)
Brooke Wyckoff	2001 Second Team All-America (Women's Basketball News Service)
Roneeka Hodges	2005 Kodak/WBCA All-Region II All-America Team

HONORS AND AWARDS

All-Americans & National Teams




Bev Burnett



Danielle Ryan



Tia Paschal



Christy Derlak



Allison Peercy

National Teams

- Sue Galkantas..... 1981, National Sports Festival
 Jan Allen..... 1982, FAIAW Coach of the Year
 Lorraine Rimson 1985, Team USA
 (Maccabiah Games in Israel)
 Marynell Meadors1989, Olympic Festival (Head Coach)
 1992, USA Women's Select Team (Assistant Coach)
 Brooke Wyckoff 1998, USA Select Team;
 1999, USA Basketball World University Games Team;
 2000, USA Basketball Jones Cup Team
 Roneeka Hodges2003, USA Basketball Pan American Team



Roneeka Hodges



Brooke Wyckoff



Marynell Meadors

HONORS AND AWARDS

Florida State's WNBA Connection



Brooke Wyckoff



Sheryl Swoops



Kristen Mann

Florida State's Coaches Have Produced:

- 24 Past and Present WNBA Players
- 3 WNBA Champions
- 1 WNBA Most Valuable Player
- 1 WNBA Sixth Woman of the Year

WNBA Players By Position:

Point Guards:

- Keisha Anderson
- Stacy Clinesmith
- Erin Grant
- Tamara Moore

Wings:

- Roneekaa Hodges
- Tia Paschal
- Erin Alexander
- Barbara Beainy
- Jia Perkins
- Sheryl Swoops

Versatile Forwards:

- Brooke Wyckoff
- Latavia Coleman
- Levys Torres
- Michi Atkins
- Erin Buescher
- Kayte Christensen
- Keitha Dickerson
- Erin Mann
- Planette Pierson
- Alicia Thompson

Centers:

- Angie Braziel
- Cisti Greenwalt
- Erika Kienast
- Lindsay Taylor

Additional Accolades:

- 4 Gold Medals
- 2 NCAA Champions
- 14 All-Americans
- 9 Conference Players of the Year



Roneeka Hodges



Planette Pierson



Erin Buescher

HONORS AND AWARDS

Seminoles & the WNBA

The Florida State women's basketball program provides its student-athletes with a solid education and the opportunity to play Division I basketball in one of the nation's strongest conferences. It also prepares its player for the opportunity to play at the next level. FSU has had four players drafted to the WNBA and former Seminole great Tia Paschal (1990-93) played one season with the Charlotte Sting.

FSU's WNBA Draft Picks

- 2000 Latavia Coleman3rd Round (48th pick)Houston Comets
(traded to) Indiana Fever
- 2001 Levys Torres3rd Round (37th pick) Miami Sol
- Brooke Wyckoff2nd Round (26th pick) Orlando Miracle (01-02)
Connecticut Sun (03-05)
Chicago Sky (06-present)
- 2005 Roneeka Hodges2nd Round (15th pick)Houston Comets
(2005-present)



Latavia Coleman



Tia Paschal



Tia Paschal



Levys Torres, Sue Semrau & Brooke Wyckoff



Levys Torres



Roneeka Hodges, Sue Semrau & Brooke Wyckoff

HONORS AND AWARDS


Seminoles & the WNBA

Former Seminole Brooke Wyckoff, who helped lead the Connecticut Sun to the 2005 WNBA Finals and now plays for the Chicago Sky, will always cherish her experience at Florida State:

"It feels like just yesterday it was draft day and I received the news that the Orlando Miracle had chosen me with their second round pick. I am very blessed to have played in the best league in the world for so long. It has been hard work and is a daily challenge to maintain my position in the league, but I truly feel a huge part of my success is due in large part to my experience playing at Florida State and for Coach Sue. At FSU, I was given the opportunity to develop as a player and, even more importantly, as a person. Coach Sue instilled in me the value of working hard and being consistent with the little things, the things that may not always show up on the stat sheet but are just as important in order to be successful. The coaches at FSU were just as committed, if not more, to my success as a student and a person which I believe is directly related to the success I enjoy today. I'm sure there are many girls out there who are more talented players than me but haven't had the same success. One thing I've learned is that it takes a lot more to be successful at the college and professional levels than just good basketball skills. My time at Florida State, playing for Coach Sue, allowed me to develop into a person and player that would realize more opportunity and success than I ever dreamed to have in the basketball world. And the best part about it is that I had fun doing it and am still enjoying myself today playing the game that I love. My experience as a Seminole was one that catapulted me into the 'real world' ready for anything that came my way as a professional player and beyond."

"Coach Sue taught me a lot; the little things like being disciplined and being on time. It's the little necessities that you need in life to work. You have to be on time; be disciplined and you have to do things that you sometimes won't like. She instilled that in me along with hard work. I learned a lot from her when I was at Florida State. I love her. She's a great people person and cares about you as a person, not just trying to have great athletes. She is a great role model and a great person. The kids can relate to her, she spends a lot of time taking care of you as a person. I actually do model a lot of my coaching style after her; especially person first, student second and athlete third. I really believe in that and I love that. I teach my kids the same thing and that is why I'm here. I told them that I would miss a game or two games and I asked what they thought about me coming back here and they all said I had to go. They said, 'I should be a person first and this is something personal so we think you should go.'"

-Latavia Coleman



HONORS AND AWARDS

A Memorable Draft Day!



With the second pick of the second round and the 15th pick overall, Florida State's Roneeka Hodges was taken by the Houston Comets in the 2005 WNBA Draft April 16th at the NBA Studios in Secaucus, N.J. With the selection, Hodges became the fourth Seminole to be drafted to the WNBA but the highest pick in Florida State history. Hodges was also the first player from the Atlantic Coast Conference to be selected in the 2005 draft.

"It's a good feeling to know that you've left your mark somewhere," Hodges said on draft day. "It will always make me feel good about myself and the things that I've done being able to leave that kind of legacy. I think it is good for me and for Florida State."

"This shows the progress of our program," Florida State head coach Sue Semrau said that afternoon. "I believe we will continue to have more and more players go into the league and have the potential to be drafted higher and higher. I'm just really proud of how Roneeka has represented Florida State."

Hodges, her family, and Semrau gathered in the studio with other hopeful women's

basketball players. Each athlete in attendance sat at a table with her guests and awaited the announcement by WNBA President Donna Orender.

"When I got picked, I kind of felt relieved that the whole thing was over with and I knew where I was going," Hodges said. "Overall it was a great feeling. I was kind of nervous and anxious but it ended up well. Going to Houston is a good situation considering the players they have and the things that have been going on with the team."

Hodges, a first team All-ACC selection this season, scored an impressive 615 points this season and was second in the league in scoring at 19.2 points per game. She led the Seminoles to the program's first NCAA Tournament appearance since 2001.

"This is kind of like the icing on the cake," Hodges said. "I feel like I've done everything I set out to do when I came to Florida State. I am grateful that Coach Sue and the coaching staff allowed me to come and allowed me to showcase my talent."

Semrau was elated for Hodges.

"It was exciting to see Roneeka live out one of her dreams to be at the WNBA draft," Semrau said. "I think she is one of the players this year with the kind of heart, athleticism and skill to make a WNBA team. She's worked very hard and has been tremendous for us and she will really be a benefit to the league."



HONORS AND AWARDS

Conference Awards & Players of the Week



Chantelle Dishman



Connie Robinson



Latavia Coleman



Levys Torres



Roneeka Hodges

All-Conference Teams

1988.....Bev Burnett - Metro first team
 1989.....Bev Burnett - Metro first team
 Chris Davis - Metro second team
 Wanda Burns - Metro All-Rookie team
 1990.....Wanda Burns - Metro first team
 Chris Davis - Metro second team; Tia Paschal - Metro All-Rookie team
 Chantelle Dishman - Metro Freshman of the Year, All-Rookie team
 Marynell Meadors - Metro Coach of the Year
 1991.....Wanda Burns - Metro first team, player of the year
 Chantelle Dishman - Metro first team; Tia Paschal - Metro second team
 Marynell Meadors - Metro Coach of the Year
 Connie Robinson - ACC All-Freshman Team
 1992.....Tia Paschal - ACC first team
 1993.....Christy Derlak - ACC second team
 1994.....Latavia Coleman - ACC All-Freshman Team
 1996.....Brooke Wyckoff - ACC All-Freshman Team
 1997.....Latavia Coleman - ACC second team
 1998.....Brooke Wyckoff - ACC third team
 April Traylor - ACC All-Freshman Team
 2000.....Latavia Coleman - ACC second team
 Brooke Wyckoff - ACC third team
 2001.....Brooke Wyckoff - ACC first team
 Levys Torres - ACC third team; April Traylor - ACC third team
 Sue Semrau - ACC Coach of the Year
 2002.....Tasheika Allen - ACC third team
 2003.....Tasheika Allen - ACC second team
 2004.....Tasheika Allen - ACC second team
 Shante Williams - ACC All-Freshman team
 2005.....Roneeka Hodges - ACC first team
 Ganiyat Adeduntan - ACC honorable mention
 Alicia Gladden - ACC honorable mention
 Sue Semrau - ACC Coach of the Year
 2006.....Alicia Gladden - ACC third team
 Britany Miller - ACC All-Freshman team
 2007.....Alicia Gladden - ACC third team
 Jacinta Monroe - ACC All-Freshman team
 2008.....Tanae Davis-Cain - ACC honorable mention

Conference All-Tournament Teams

1980.....Cherry Rivers, Metro
 1983.....Sue Galkantas, Metro
 1990.....Tia Paschal, Metro
 1991.....Wanda Burns, Metro (MVP); Tia Paschal, Metro
 1993.....Tia Paschal - ACC first team
 2000.....Latavia Coleman - ACC first team
 2001.....Brooke Wyckoff - ACC second team

ACC All-Defensive Teams

2000.....Brooke Wyckoff
 2001.....Brooke Wyckoff
 2005.....Alicia Gladden
 2006.....Alicia Gladden
 2007.....Alicia Gladden

ACC Select Team

1993.....Tia Paschal
 1994.....Christy Derlak

Conference Players Of The Week

Bev Burnett 1985-86, 1987-88 (2), 1988-89 (Metro)
 Chris Davis 1987-88, 1990-91 (Metro)
 Wanda Burns 1989-90 (Metro)
 Connie Robinson 1991-92 ACC Rookie of the Week (twice)
 Tia Paschal 1990-91 (Metro), 1992-93 (ACC)
 Carla Williams 1995-96 (ACC)
 Latavia Coleman 1996-97 ACC Rookie of the Week;
 1999-00 ACC Player of the Week (twice)
 Brooke Wyckoff 1997-98 ACC Rookie of the Week;
 2000-01 ACC Player of the Week
 April Traylor 1998-99 ACC Rookie of the Week (twice)
 2001-02 ACC Player of the Week
 Angela Sutton 1998-99 ACC Rookie of the Week
 Levys Torres 2000-01 ACC Player of the Week
 Ganiyat Adeduntan, Holly Johnson 2002-03 ACC Rookie of the Week
 Tasheika Allen 2003-04 ACC Player of the Week
 Shante Williams 2003-04 ACC Rookie of the Week (three times)
 Roneeka Hodges 2004-05 ACC Player of the Week (twice)
 Ganiyat Adeduntan 2004-05 ACC Player of the Week
 Britany Miller 2005-06 ACC Rookie of the Week (three times)
 Jacinta Monroe 2006-07 ACC Rookie of the Week (three times)
 Alysha Harvin 2006-07 ACC Rookie of the Week




Sue Semrau



Ganiyat Adeduntan



Jan Allen



Tasheika Allen



Tanae Davis-Cain



Alicia Gladden



Holly Johnson



Britany Miller



Cherry Rivers



Angela Sutton



April Traylor



Carla Williams



Shante Williams

HONORS AND AWARDS

Academic Awards

Metro Conference Commissioner's List

1984-85 Celia Slater, Penny Stone
 1985-86 Sarah Hall
 1986-87 Sarah Hall, Terri McCarty
 1987-88 Sarah Hall, Terri McCarty
 1988-89 Bev Burnett, Chris Davis, Luz Lopez, Robin Storey
 1989-90 Chris Davis, Kelli Test, Shannon Hodge
 1990-91 Robin Corn

ACC Postgraduate Scholarship

1993-94 Christy Derlak
 2000-01 Brooke Wyckoff

ACC Academic Honor Roll Selections

1991-92 Robin Corn, Christy Derlak, Danielle Ryan
 1992-93 Christy Derlak, Danielle Ryan, Allison Peercy
 1993-94 Christy Derlak, Allison Peercy,
 Liberty Taylor, Angela Atkinson, Michelle Frank
 1994-95 Allison Peercy, Liberty Taylor, Katina Cobbins,
 Wendy Hampton, Anja Pedersen
 1995-96 Wendy Hampton, Kristen Parker, Leslie Waugh,
 Carla Williams
 1996-97 Arleshia Davidson, Wendy Hampton,
 Kristen Parker, Leslie Waugh
 1997-98 Arleshia Davidson, Vanessa Fuchs, Wendy Hampton,
 Latrice McLin, Jen Robinson, Leslie Waugh, Brooke Wyckoff
 1998-99 Arleshia Davidson, Vanessa Fuchs, Val Linley,
 Jen Robinson, Lakesha Springle, Angela Sutton, Brooke Wyckoff
 1999-00 Latavia Coleman, Molly Beal, Brooke Wyckoff,
 Vanessa Fuchs, Lauren Bradley, Levys Torres, Katelyn Vujas

2000-01 Molly Beal, Lauren Bradley, Vanessa Fuchs,
 Petra Hofmann, Lakesha Springle, Brooke Wyckoff
 2001-02 Lauren Bradley, Genesis Choice, Linnea Liljestrand, Kim
 Small
 2002-03 Ganiyat Adeduntan, Lauren Bradley,
 Holly Johnson, Linnea Liljestrand, Tasheika Allen
 2003-04 Ganiyat Adeduntan, Nikki Anthony, Lauren Bradley,
 Alicia Gladden, Holly Johnson, Linnea Liljestrand, LaQuinta Neely
 2004-05 Ganiyat Adeduntan, Nikki Anthony, Alicia Gladden,
 Christie Lautsch, Linnea Liljestrand, Hannah Linquist
 2005-06 Ganiyat Adeduntan, Nikki Anthony, Tiffany Buckelew,
 Mara Freshour, Alicia Gladden, Holly Johnson,
 LaQuinta Neely, Dranadia Roc
 2006-07 Nikki Anthony, Tiffany Buckelew, Mara Freshour,
 Alicia Gladden, Christie Lautsch
 2007-08 Mara Freshour, Christian Hunnicutt

Academic ALL-ACC


1998 Arleshia Davidson, Wendy Hampton, Brooke Wyckoff
 1999 Jen Robinson, Brooke Wyckoff
 2000 Molly Beal, Brooke Wyckoff
 2001 Molly Beal, Vanessa Fuchs, Brooke Wyckoff
 2002 Linnea Liljestrand
 2003 Holly Johnson
 2004 Ganiyat Adeduntan, Lauren Bradley
 2005 Ganiyat Adeduntan, Linnea Liljestrand
 2006 Ganiyat Adeduntan, Alicia Gladden,
 Holly Johnson, LaQuinta Neely
 2007 Nikki Anthony, Mara Freshour, Alicia Gladden
 2008 Mara Freshour




Ganiyat Adeduntan Tasheika Allen Nikki Anthony Angela Atkinson Molly Beal Lauren Bradley Tiffany Buckelew Bev Burnett Genesis Choice



Katina Cobbins Latavia Coleman Robin Corn Arleshia Davidson Chris Davis Christy Derlak Vanessa Fuchs Michelle Frank Mara Freshour



Alicia Gladden Sarah Hall Wendy Hampton Shannon Hodge Petra Hofmann Christian Hunnicutt Holly Johnson Christie Lautsch Linnea Liljestrand



Val Linley Hannah Linquist Luz Lopez Terri McCarty Latrice McLin LaQuinta Neely Kristen Parker Anja Pedersen Allison Peercy



Jen Robinson Dranadia Roc Danielle Ryan Celia Slater Kim Small Lakesha Springle Penny Stone Robin Storey Angela Sutton



Liberty Taylor Kelli Test Levys Torres Katelyn Vujas Leslie Waugh Carla Williams Brooke Wyckoff

HONORS AND AWARDS

All-Time Letterwinners



Abraham, Joanne..... 1970-73 (3)
Adams, Leslie 1992-93 (1)
Adeduntan, Ganiyat 2002-06 (4)
Alexander, Vicki 1976-77 (1)
Allen, Deb 1971-74 (3)
Allen, Tasheika..... 2001-04 (3)
Anthony, Nikki..... 2004-07 (3)
Arnold, Jackie 1977-79 (2)
Arnoldi, Alison..... 1990-94 (4)
Atkinson, Angela..... 1993-94 (1)


Cannon, Mary Anne 1972-76 (4)
Choice, Genesis..... 2001-04 (3)
Clark, Gussie..... 1984-88 (4)
Cliette, Brenda 1983-87 (2)
Cobbins, Katina..... 1991-95 (3)
Coleman, Latavia 1996-00 (4)
Collins, Ann 1976-78 (2)
Collins, Debra 1988-89 (1)
Colquitt, Emma 1972-76 (4)
Corn, Robin..... 1987-92 (4)
Crutchfield, Linda 1972-74 (2)

Galkantas, Nancy 1981-83 (2)
Galkantas, Sue..... 1980-84 (4)
Galloway, Karen 1989-91 (2)
Garrett, Val 1984-87 (3)
Gladden, Alicia 2003-07 (4)
Glover, Cheryl..... 1985-86 (1)
Golden, Scooby 1978-80 (2)
Gomez, Jan 1969-71 (2)
Gonzalez, Clara..... 1974-77 (3)
Gracey, Tamara 1998-99 (1)
Graham, Marlene 1972-76 (4)
Gray, Angel 2006-08 (2)
Gray, Joan 1969-72 (3)
Gray, Linda 1978-81 (3)
Griffin, Pamela 1973-74 (1)
Grimes, Sarah..... 1987-89 (2)
Gwyn, Moody 1985-86 (1)



Bailey, Jan 1973-76 (3)
Baker, Jill 1980-84 (4)
Barrineau, Karen 1977-79 (2)
Battles, Judy 1974-77 (3)
Beal, Molly 1999-01 (2)
Bebee, Marion..... 1972-73 (1)
Belcher, Debra 1972-73 (1)
Bennett, Lea 1998-99 (2)
Blaydes, Diane 1978-80 (2)
Boehmer, Cindy 1972-76 (4)
Bohall, Bonnie 1972-73 (1)
Bouknight, Veronica 1985-86 (1)
Bradley, Lauren 1999-04 (4)
Brokas, Chris..... 1975-77 (2)
Brown, Lako 1997-01 (4)
Brown, Susan 1973-76 (3)
Brown, Terry 1972-74 (2)
Buchanan-Berryhill, Mary .. 1986-93 (3)
Buckelew, Tiffany 2004-07 (3)
Buford, Kyria 2005-06 (1)
Burgun, Ruthann 1980-81 (1)
Burnette, Bev 1984-89 (4)
Burns, Wanda 1988-91 (3)
Burroughs, Joye 1981-82 (1)

Davidson, Arleshia 1995-99 (4)
Davis, Chris..... 1987-91 (4)
Davis, Melissa..... 1977-78 (1)
Davis, Vicki..... 1970-73 (3)
Davis-Cain, Tanae 2005-08 (3)
Derlak, Christy 1990-94 (4)
Dishman, Chantelle..... 1989-93 (4)
Drew, Tizza 1976-77 (1)



Hall, Sarah..... 1984-88 (4)
Hampton, Wendy 1994-98 (4)
Harden, Gina 1978-80 (2)
Harper, Rose..... 1977-81 (4)
Harris, Valene..... 1985-87 (2)
Harstvedt, Peggy 1975-78 (3)
Harvin, Alysha 2006-08 (2)
Harvis, Aline 1987-89 (2)
Hatzell, Brauna 1977-78 (1)
Heaps, Meghan 1995-97 (2)
Hodge, Shannon 1988-92 (4)
Hodges, Roneeka 2004-05 (1)
Hofmann, Petra 2000-02 (2)
Howard, Antionette 2007-08 (1)
Houston, Candi 1969-71 (2)
Houston, Francine 2002-03 (1)
Hunnicut, Christian 2007-08 (1)



Edwards, Debbie 1969-72 (3)
Eilbacher, Denise 1976-78 (2)
Erickson, Cathy 1992-93 (1)
Fahey, Meg..... 1981-82 (1)
Foglio, Lisa 1980-83 (3)
Fowler, Tanya..... 1988-92 (4)
Frank, Cindy 1970-73 (3)
Frank, Michelle 1992-94 (2)
Freshour, Mara 2005-08 (3)
Fuchs, Vanessa 1997-01 (4)
Gailey, Becky 1977-78 (1)

HONORS AND AWARDS

All-Time Letterwinners



I-J-K

Holly Johnson
2002-06

Ivy, Rita 1969-72 (3)
Johnson, Holly 2002-06 (4)
Kaminski, Sheri 1983-87 (4)
Kocsis, Francene 1974-76 (2)
Koontz, Barb 1973-76 (3)



L

Val Linley
1997-99

Laine, Charlene 1969-72 (3)
Lappe, Martha 1977-79 (2)
Lardie, Maria 1988-90 (2)
Lasseter, June 1979-80 (1)
Lasseter, Laine 1978-82 (4)
Lautsch, Christie 2004-07 (3)
Liljestrand, Linnea 2001-05 (4)
Linley, Val 1997-99 (2)
Linguist, Hannah 2002-06 (4)
Lopez, Luz 1988-90 (2)



M

Latrice McLin
1994-98

Macon, Stacy 1976-77 (1)
Marnie, Lynn 1979-83 (4)
McCarty, Terri 1984-88 (3)
McDonald, Lynn Dee 1979-81 (2)
McGowan, Linda-Ann 1983-86 (3)
McKinney, Yvette 1972-75 (3)
McLin, Latrice 1994-98 (4)
Miller, Britany 2005-07 (2)
Miller, Jennifer 1995-97 (2)
Moneymaker, Stacy 1983-84 (1)
Monroe, Jacinta 2006-08 (2)
Moore, Cayla 2006-08 (2)
Moore, Trinetta 2001-04 (3)
Moorefield, Lysa 1994-98 (4)



N-O

Lee Vayne Oliver
1980-84

Neely, LaQuinta 2001-066 (4)
Nelson, Val 1976-77 (1)
Oliver, Lee Vayne 1980-84 (4)
O'Neal, Sunnie 1979-82 (3)
Owen, Anne 1969-71 (2)



P

Aletha Penn
1994-98

Palgut, Karyn 1981-82 (1)
Parker, Kristy 1995-97 (2)
Parr, Barb 1973-76 (3)
Paschal, Tia 1989-93 (4)
Pedersen, Anja 1994-95 (1)
Peercy, Allison 1991-95 (4)
Penn, Aletha 1994-98 (4)
Piatnik, Jan 1984-88 (4)
Pierce, RONALDA 2003-04 (1)
Pink, Patti 1975-77 (2)
Podulka, Kris 1978-81 (3)
Preston, Antonette 1993-94 (1)
Preston, Gayle 1974-76 (2)
Putzi, Debbie 1980-81 (1)



Q-R

Jen Robinson
1995-99

Rickardson, Kim 1976-77 (1)
Rickman, Tanisha 1994-95 (1)
Rimson, Lorraine 1983-85 (2)
Rivers, Cherry 1976-80 (4)
Robinson, Connie 1991-92 (1)
Robinson, Jen 1995-99 (4)
Ruffo, Sandra 1977-78 (1)
Ryan, Danielle 1989-93 (4)



S

Lakesha Springle
1998-02

Seamon, Susan 1970-73 (3)

Shannon, Darlene 1977-79 (2)
Sharpe, Joanne 1969-72 (3)
Shaw, Jode 1974-75 (1)
Shields, Dawn 1979-80 (1)
Shuler, Meg 1978-79 (1)
Sildsby, Shirley 1975-78 (3)
Slater, Celia 1983-85 (2)
Small, Kim 2000-02 (2)
Smith, Lori 1983-84 (1)
Sperring, Vicki 1970-72 (2)
Springle, Lakesha 1998-02 (4)
Stokes, Glenda 1979-83 (4)
Stone, Penny 1984-85 (1)
Storey, Robin 1987-89 (2)
Sutton, Angela 1998-00, 02-04 (4)



T-U-V

Katelyn Vujas
1999-03

Taylor, Liberty 1991-95 (4)
Test, Kelli 1987-91 (4)
Thomas, Karen 1988-90 (2)
Thomas, Terry 1977-78 (1)
Thrapp, Susie 1980-81 (1)
Tinsley, Teresa 1978-80 (2)
Tippins, Debbie 1976-77 (1)
Torres, Levys 1999-01 (2)
Traylor, April 1998-02 (4)
Tucker, Angela 1985-88 (3)
Vujas, Katelyn 1999-03 (4)



W-X-Y-Z

Brooke Wyckoff
1997-01

Walker, Kaila 1993-94 (1)
Walker, Tracy 1989-92 (3)
Ward, Courtney 2007-08 (1)
Washington, Sharron 1993-94 (1)
Waugh, Leslie 1995-97 (2)
Weigand, Cheryl 1975-78 (3)
White, Elizabeth 1972-74 (2)
White, Kristy 1995-97 (2)
Whiting, Shinikki 1999-02 (3)
Williams, Carla 1994-96 (2)
Williams, Shante 2003-08 (4)
Wood, Lahna 1982-83 (1)
Woods, Ursula 1992-93 (1)
Wright, Diana 1970-72 (2)
Wright, Monica 1969-72 (3)
Wyckoff, Brooke 1997-01 (4)

Active players in Bold

HONORS AND AWARDS



All-Time Jersey Numbers

(Letterwinners starting with 1978-79 season)

#00 Lakesha Springle 1998-99 CHASITY CLAYTON 2008-Present	#15 Scooby Golden 1978-80 Kyria Buford 2005-06 ANTIONETTE HOWARD 2007-Present	#33 Cherry Rivers 1976-80 LeeVayne Oliver 1980-84 Bev Burnett 1988-89 Danielle Ryan 1989-93 Kaila Walker 1993-94 Vanessa Fuchs 1997-00 Tasheika Allen 2001-04 Britany Miller 2005-08
#1 Linnea Liljestrand 2001-05 ANGEL GRAY 2006-Present	#20 Linda Gray 1978-81 Linda Ann McGowan 1983-86 Christy Derlak 1990-94 Aletha Penn 1994-98 Katelyn Vujas 1999-03 TANAE DAVIS-CAIN 2005-Present	#34 Jackie Arnold 1977-79 Tracy Walker 1989-92 Hannah Linquist 2002-06
#2 LaQuinta Neely 2001-06 ALYSHA HARVIN 2006-Present	#21 Aline Harvis 1987-89 Kristy White 1995-97 Brooke Wyckoff 1997-01 Christie Lautsch 2004-07	#35 Laine Lasseter 1980-82 Debra Collins 1988-89
#3 Shinikki Whiting 1999-02 Tiffany Buckelew 2004-07 ALEXA DELUZIO 2008-Present	#22 Lynn Dee McDonald 1979-81 Celia Slater 1983-85 Moody Gwyn 1985-86 Wanda Burns 1988-91 Carla Williams 1994-96 Vanessa Fuchs 2000-01 Shante Williams 2003-08 KAYLI KEOUGH 2008-Present	#40 June Lasseter 1979-80 Lisa Foglio 1980-83
#4 Antonette Preston 1993-94 Petra Hofmann 2000-02 CAYLA MOORE 2005-Present	#23 Bev Burnett 1985-86 Brenda Cliette 1986-87 Robin Corn 1987-92 Sharron Washington 1993-94 Arleshia Davidson 1995-99 Shinikki Whiting 1999-00 Alicia Gladden 2003-07	#41 Laine Lasseter 1978-80 Tamara Gracey 1998-99
#5 Angela Atkinson 1993-94 Latrice McLin 1994-98 Trinetta Moore 2001-04 Roneeka Hodges 2004-05 CHRISTIAN HUNNICUTT 2007-Present	#24 Kris Podulka 1978-81 Kelli Test 1987-91 Liberty Taylor 1991-95 Jen Robinson 1995-99 Kim Small 2000-01	#42 Stacy Moneymaker 1983-84 Sarah Hall 1984-85 Sarah Grimes 1987-89 Leslie Waugh 1995-97 Genesis Choice 2001-04
#9 Kaila Walker 1993-94	#25 Jill Baker 1980-81 Valene Harris 1985-87 Connie Robinson 1991-92 Lako Brown 1997-01	#43 Sue Galkantas 1980-84
#10 Susie Thrapp 1980-81 Lahna Wood 1982-83 Jill Baker 1982-84 Valerie Garrett 1984-87 Katina Cobbins 1991, 93-95 Val Linley 1997-99 Lakesha Springle 1999-02 MARA FRESHOUR 2005-Present	#26 Terri McCarty 1984-85 Sarah Hall 1986-88 Tia Paschal 1989-93 Tanisha Rickman 1994-95 Latavia Coleman 1996-00	#44 Glenda Stokes 1979-80 Meg Fahey 1981-82 Brenda Cliette 1983-84 Angela Tucker 1985-88 Chantelle Dishman 1989-93 Anja Pedersen 1994-95 Lauren Bradley 1999-04 Nikki Anthony 2004-07
#11 Lynn Marnie 1979-82 Sunnie O'Neal 1979-82 Jan Piatnik 1984-88 Shannon Hodge 1988-92 Michelle Frank 1992-94 Angela Sutton 1998-00; 2002-04	#30 Terri McCarty 1984-85 Sarah Hall 1986-88 Tia Paschal 1989-93 Tanisha Rickman 1994-95 Latavia Coleman 1996-00	#45 Meg Schuler 1978-79 Ruthann Burgan 1980-81 Lynn Marnie 1982-83 Lynsula Woods 1992-93 Wendy Hampton 1994-98
#12 Teresa Tinsley 1978-80 Sheri Kaminski 1983-87 Robin Storey 1987-89 Luz Lopez 1989-90 Alison Arnoldi 1990-94 Kristy Parker 1995-97 April Traylor 1998-02 Holly Johnson 2002-06 COURTNEY WARD 2007-Present	#31 Debbie Putz 1980-81 Lahna Wood 1982-83 Cheryl Glover 1985-86 Karen Thomas 1988-90 Lysa Moorefield 1994-98 Ganiyat Adeduntan 2002-06	#50 Nancy Galkantas 1981-83 Veronica Bouknight 1985-86 Maria Lardie 1988-90 JACINTA MOORE 2006-Present
#13 Lori Smith 1983-84 Chris Davis 1987-91 Jennifer Miller 1995-97 Levys Torres 1999-01	#32 Penny Stone 1984-85 Terri McCarty 1987-88 Karen Galloway 1989-91 Allison Percy 1991-95 Mehgan Heaps 1995-97 Molly Beal 1999-01	#51 Lea Bennett 1998-00
#14 Rose Harper 1977-81 Jill Baker 1982-84 Joye Burroughs 1981-82 Gussie Clark 1984-88 Tanya Fowler 1988-92 Francine Houston 2002-03		#52 Glenda Stokes 1982-83 Mary Buchanan Berryhill 1986-87, 92-93
		#54 CIERRA BRAVARD 2008-Present
		#55 Lorraine Rimson 1983-85 Ronalda Pierce 2003-04



THE RECORD BOOK

RECORDS

Postseason History

1978

State Tournament

South Florida 70.....FSU 65
 FSU 86South Florida 61
 South Florida 61.....FSU 59

1980

FAIAW State Tournament Tampa, Fla.

FSU 100South Florida 88

AIAW Region Tournament Clinton, Miss.

Mercer 84FSU 75

1981

FAIA State Tournament Daytona Beach, Fla.

Miami 79FSU 70

1982

FAIAW State Tournament Daytona Beach, Fla.

FSU 84Miami 80
 FSU 76Florida A&M 65

AIAW Region 111 Tournament

FSU 71Mississippi College 69
 Georgia Southern 81FSU 78
 Mississippi Valley 95FSU 83

National Women's Invitational Tournament

FSU 76Pepperdine 63
 FSU 75BYU 71

Championship Game

Oregon State 76.....FSU 60

1983

NCAA Mideast First Round* University, Miss.

Ole Miss 86FSU 76

*First team in Florida to earn NCAA Tournament bid

1990

NCAA Mideast First Round Tallahassee, Fla.

Penn State 83.....FSU 73

1991

NCAA Mideast First Round Tallahassee, Fla.

FSU 96Appalachian State 57

NCAA Mideast Second Round Bowling Green, Ky.

Western Kentucky 72.....FSU 69

2001

NCAA Midwest First Round Ames, Iowa

FSU 72Tulane 70

NCAA Midwest Second Round

Ames, Iowa

Iowa State 85.....FSU 70

2003

Women's National Invitational Tournament Tallahassee, Fla.

FSU 71Florida International 51

Auburn, Ala.

Auburn 68FSU 57

2004

Women's National Invitational Tournament Mobile, Ala.

FSU 67South Alabama 61

Richmond, Va.

Richmond 84.....FSU 77

2005

NCAA Midwest First Round Storrs, Conn.

FSU 87Richmond 54

NCAA Midwest Second Round Storrs, Conn.

Connecticut 70FSU 52

2006

NCAA Midwest First Round Denver, Colo.

FSU 80Louisiana Tech 71

NCAA Midwest Second Round Denver, Colo.

Stanford 88.....FSU 70

2007

NCAA Fresno Regional First Round Stanford, Calif.

FSU 85 Old Dominion 75

NCAA Fresno Regional Second Round Stanford, Calif.

FSU 68Stanford 61

NCAA Fresno Regional Sweet 16 Fresno, Calif.

LSU 55FSU 43

2008

NCAA Des Moines Regional First Round Des Moines, Iowa

FSU 60Ohio State 49


NCAA Des Moines Regional Second Round

Des Moines, Iowa

Oklahoma State 73FSU 72 (OT)



Rose Harper lettered for the Seminoles from 1977-81 and played in three state tournaments.



Lisa Foglio was a member of Florida State's first NCAA Tournament team in 1983, the first NCAA Tournament appearance for any collegiate women's basketball team in the state of Florida, and she led the Seminoles in field goals, field goal attempts, free throw percentage and assists.

RECORDS

Postseason History



NCAA Tournament
Record: 7-8 (467)



Tasheika Allen led the Seminoles in scoring for three straight seasons, including the 2003 and 2004 campaigns in which Florida State participated in the WNIT.



2005 NCAA Tournament Team



2006 NCAA Tournament Team



2001 NCAA Tournament Team



2007 NCAA Tournament team

RECORDS

Postseason History

FSU POST-SEASON BESTS

Individual (FSU)

Category	Record	Player	Opponent	Date
Total points:	28	Roneeka Hodges	UConn	3/22/05
Field Goals:	11	Roneeka Hodges	UConn	3/22/05
FG Attempted:	26	Tanae Davis-Cain	Ohio State	3/22/08
3 Point Field Goals:	5	Tanae Davis-Cain	Ohio State	3/22/08
3 FG Attempted:	9	Tanae Davis-Cain	Ohio State	3/22/08
	9	Mara Freshour	Okla State	3/24/08
	9	Tanae Davis-Cain	Okla State	3/24/08
Free Throws:	8	Alicia Gladden	Stanford	3/19/07
FT Attempted:	11	Alicia Gladden	Stanford	3/19/07
OF Rebounds:	7	Chantelle Dishman	App. State	3/13/91
DE Rebounds:	8	Mara Freshour	Ohio State	3/22/08
	8	Jacinta Monroe	Okla State	3/24/08
TOT Rebounds:	12	Brenda Cliette	Mississippi	3/18/83
	12	Alicia Gladden	La Tech	3/18/06
	12	Mara Freshour	Ohio State	3/22/08
Blocks:	5	Jacinta Monroe	Old Dominion	3/17/07
Assists:	8	Laquinta Neely	Richmond	3/20/05
	8	Holly Johnson	Stanford	3/20/06
Steals:	6	Danielle Ryan	App. State	3/13/91

Team (FSU)

Category	Record	Opponent	Date
FG%	57.7%	Old Dominion	3/17/07
3 FG%	64.3%	Richmond	3/20/05
FT%	90.0%	Western Kentucky	3/15/91
Total Points:	96	Appalachian State	3/13/91
FG:	38	Appalachian State	3/13/91
FGA:	81	Appalachian State	3/13/91
3FG:	9	Richmond	3/20/05
	9	Ohio State	3/22/08
3FGA:	21	Oklahoma State	3/24/08
FT:	19	Louisiana Tech	3/18/06
	19	Penn State	3/14/90
	19	Appalachian State	3/13/91
FTA:	32	Louisiana Tech	3/18/06
OF Reb:	20	Appalachian State	3/13/91
DEF Reb:	32	Oklahoma State	3/24/08
TOT Reb:	51	Oklahoma State	3/24/08
Blocks:	7	Old Dominion	3/17/07
Assists:	23	Richmond	3/20/05
Steals:	21	Appalachian State	3/13/91

Individual (Opponents)

Category	Record	Player	Team	Date
Total points:	34	Candice Wiggins	Stanford	3/20/06
Field Goals:	11	Candace Wiggins	Stanford	3/20/06
FG Attempted:	25	Andrea Riley	Okla State	3/24/08
3 Point Field Goals:	4	Candace Wiggins	Stanford	3/20/06
	4	Quianna Chaney	LSU	3/24/07
3 PT FG Attempted:	12	Andrea Riley	Okla State	3/24/08
Free Throws:	9	Sherida Triggs	Old Dominion	3/17/07
FT Attempted:	13	Sylvia Fowles	LSU	3/24/07
OF Rebounds:	6	Maria Cordero	Okla State	3/24/08
DE Rebounds:	11	Shannon Thomas	App. State	3/13/91
	11	Jessica Moore	Connecticut	3/22/05
TOT Rebounds:	13	Brooke Smith	Stanford	3/20/06
Blocks:	4	Brooke Smith	Stanford	3/20/06
	4	Jantel Lavender	Ohio State	3/22/08
Assists:	8	Dana Fortenberry	Mississippi	3/18/83
Steals:	6	Andrea Riley	Okla State	3/24/08

Team (Opponents)

Category	Record	Team	Date
FG%	52.9%	Stanford	3/20/06
3 FG%	50.0%	Western Kentucky	3/15/91
FT%	85%	Connecticut	3/22/05
Total Points:	88	Stanford	3/20/06
FG:	32	Western Kentucky	3/15/91
	32	Mississippi	3/18/83
FGA:	76	Oklahoma State	3/24/08
3FG:	7	Richmond	3/20/05
	7	Louisiana Tech	3/18/06
	7	Stanford	3/20/06
3FGA:	24	Oklahoma State	3/24/08
FT:	27	Stanford	3/20/06
FTA:	39	Mississippi	3/18/83
OF Reb:	23	Old Dominion	3/17/07
DEF Reb:	31	Stanford	3/20/06
	31	Oklahoma State	3/24/08
TOT Reb:	50	Oklahoma State	3/24/08
Blocks:	5	Stanford	3/19/07
	5	Ohio State	3/22/08
Assists:	25	Mississippi	3/18/83
Steals:	20	Mississippi	3/18/83



2008 NCAA Tournament Team

RECORDS

Conference History

FSU in the Metro Conference (from 1981-1991)



Year-by-Year Record

YEAR	METRO	OVERALL	HEAD COACH
1980-81	1-3	14-15	Janice Dykehouse
1981-82	2-3	28-10	Janice Dykehouse
1982-83	5-1	24- 6	Janice Dykehouse
1983-84	2-9	13-18	Janice Dykehouse
1984-85	2-9	7-21	Jan D. Allen
1985-86	3-8	12-18	Jan D. Allen
1986-87	5-7	9-19	Marynell Meadors
1987-88	4-8	9-18	Marynell Meadors
1988-89	7-5	16-11	Marynell Meadors
1989-90	11-3	21- 9	Marynell Meadors
1990-91	12-2	25- 7	Marynell Meadors

FSU in the Metro Conference

Tournament

(from 1981-1991)

All-time record: 6-9

YEAR	FSU RESULTS
1981	Tulane 70 – FSU 60 FSU 78 – St. Louis 56
1982	no tournament played
1983	Louisville 67 – FSU 56 FSU 84 – Cincinnati 61
1984	Louisville 88 – FSU 77
1985	Virginia Tech 86 – FSU 65
1986	Cincinnati 77 – FSU 45
1987	Virginia Tech 68 – FSU 67
1988	Cincinnati 78 – FSU 76
1989	Cincinnati 57 – FSU 47
1990	FSU 83 – Memphis State 58 Southern Miss 90 – FSU 78
1991	FSU 89 – Cincinnati 51 FSU 83 – Louisville 70 FSU 54 – South Carolina 53*

*Conference champion



Cherry Rivers – 1980 Metro Conference All-Tournament Team



Tia Paschal – 1990 Metro Conference All-Tournament Team, 1993 ACC Tournament First Team

FSU in the National Rankings

FSU in the Associated Press Poll

Total weeks in AP13
First ranking No. 20, 1/16/83
Highest rankingNo. 18, 11/12/07
Last rankingNo. 21, 11/26/07

Week-by-Week in the AP Poll

No. 20 1/16/83	No. 21 1/24/05
No. 20 2/27/83	No. 24 1/31/05
No. 19 3/6/83	No. 1907 Preseason
No. 25 1/21/91	No. 18 11/12/07
No. 22 1/28/91	No. 20 11/19/07
No. 22 2/4/91	No. 21 11/26/07
No. 25 2/11/91		

FSU in the USA Today/Coaches Poll

Total weeks in USA Today19
First ranking No. 22, 1/29/91
Highest ranking No. 19, 1/25/05
 Final, 2006-07
 2007 Preseason
 11/13/07
Last ranking No. 22, 11/27/07

Week-by-Week in the USA Today/Coaches Poll

No. 22 1/29/91	No. 24 (T) 2/8/05
No. 22 2/5/91	No. 25 2/15/05
No. 22 2/12/91	No. 25 12/4/06
No. 23 2/19/91	No. 23 12/11/06
No. 24 1/18/93	No. 19 Final 06-07
No. 25 4/3/01	No. 1907 Preseason
No. 25 12/10/01	No. 19 11/13/07
No. 24 1/18/05	No. 21 11/20/07
No. 19 1/25/05	No. 22 11/27/07
No. 24 2/1/05		



Chantelle Dishman was named Metro Conference Freshman of the Year in 1990 and helped Florida State to its first NCAA appearance since 1983.



Sue Galkantas – 1983 Metro Conference All-Tournament Team

RECORDS

Conference History

FSU in the Atlantic Coast Conference (1992-present)



Year-by-Year Record

YEAR	ACC (SEED)	OVERALL	HEAD COACH
1991-92	8-8 (5th)	17-11	Marynell Meadors
1992-93	6-10 (7th)	13-14	Marynell Meadors
1993-94	3-13 (9th)	6-21	Marynell Meadors
1994-95	3-13 (8th)	8-22	Marynell Meadors
1995-96	2-14 (9th)	8-20	Marynell Meadors
1996-97	0-16 (9th)	5-22	Chris Gobrecht
1997-98	5-11 (7th)	9-18	Sue Semrau
1998-99	2-14 (9th)	7-20	Sue Semrau
1999-00	4-12 (8th)	12-17	Sue Semrau
2000-01	9-7 (4th)	19-12	Sue Semrau
2001-02	4-12 (9th)	13-15	Sue Semrau
2002-03	8-8 (4th)	17-13	Sue Semrau
2003-04	7-9 (5th)	15-15	Sue Semrau
2004-05	9-5 (4th)	24- 8	Sue Semrau
2005-06	10-4 (4th)	20-10	Sue Semrau
2006-07	10-4 (4th)	24-10	Sue Semrau
2007-08	7-7 (15th)	19-14	Sue Semrau

FSU in the ACC Tournament

(1992-present)

All-time record: 4-16

YEAR	FSU RESULTS
1992	#4 UNC 81 - #5 FSU 69
1993	#2 Maryland 91 - #7 FSU 68
1994	#8 Wake Forest 72 - #9 FSU 57
1995	#8 Maryland 72 - #9 FSU 56
1996	#9 FSU 64 - #8 Georgia Tech 51
	#1 Virginia 83 - #9 FSU 50
1997	#8 Wake Forest 70 - #9 FSU 59
1998	#2 Clemson 85 - #7 FSU 68
1999	#1 Duke 90 - #9 FSU 57
2000	#8 FSU 65 - #7 Maryland 60
	#1 Duke 92 - #8 FSU 65
2001	#4 FSU 83 - #5 Virginia 77
	#1 Duke 72 - #4 FSU 56
2002	#1 Duke 82 - #9 FSU 66
2003	#5 Georgia Tech 64 - #4 FSU 59
2004	#4 Maryland 62 - #5 FSU 47
2005	#5 Virginia 72 - #4 FSU 67 (OT)
2006	#5 NC State 64 - #4 FSU 60
2007	#5 FSU 70 - #12 Wake Forest 53
	#4 NC State 76 - #5 FSU 49
2008	#6 FSU 57 - #11 Wake Forest 52
	#3 Duke 81 - #6 FSU 57



Latavia Coleman – 2000 ACC Tournament
First Team



Brooke Wyckoff – 2001 ACC Tournament
Second Team



1991-92 Seminoles – Florida State's first ACC team.



Brooke Wyckoff and Sue Semrau



RECORDS

FSU Versus Ranked Opponents

Associated Press 1981-2007

DATE	RANK	OPPONENT	RESULT
1/17/82	7	@ Old Dominion	100-65 L
1/25/82	14	Memphis	104-90 L
1/27/82	12	South Carolina	82-81 L
2/15/82	18	Mississippi	63-61 W
12/10/82	11	(n) Penn State	86-84 L
3/18/83	13	@ Mississippi	86-76 L
11/18/83	16	@ Arizona State	85-70 L
12/2/83	18	@ Western Kentucky	79-74 L
1/5/84	16	@ Missouri	(OT) 82-75 W
2/2/84	10	Auburn	72-53 L
2/24/84	1	(n) Texas	89-43 L
1/30/85	10	@ Auburn	76-58 L
1/26/86	11	Tennessee	89-43 L
1/3/88	17	Georgia	91-72 L
1/23/89	16	@ South Carolina	99-82 L
2/16/89	5	@ Georgia	90-70 L
2/20/89	14	South Carolina	76-68 L
11/25/89	13	@ LSU	68-65 L
1/17/90	14	@ Auburn	80-63 L
1/22/90	15	South Carolina	75-72 L
1/27/90	19	@ Southern Miss	77-73 L
2/21/90	7	Georgia	80-76 L
2/24/90	17	Southern Miss	97-72 W
3/3/90	17	@ South Carolina	75-59 L
3/10/90	22	(n) Southern Miss	90-78 L
12/2/90	20	LSU	89-82 W
12/7/90	18	Northern Illinois	78-66 W
12/8/90	1	@ Virginia	92-77 L
1/31/91	4	@ Georgia	91-71 L
2/14/91	5	Auburn	79-64 L
3/13/91	10	(n) Western Kentucky	72-69 L
11/29/91	14	(n) Lamar	78-67 W
11/30/91	19	@ LSU	96-88 L
1/3/92	1	Virginia	87-60 L
1/8/92	4	Maryland	79-64 L
1/15/92	17	@ Clemson	80-73 L
1/19/92	20	NC State	76-75 W
1/25/92	25	North Carolina	70-61 W
1/27/92	2	@ Virginia	81-43 L
2/1/92	15	Clemson	79-66 W
2/5/92	1	@ Maryland	101-70 L
2/10/92	24	@ North Carolina	69-52 L
12/18/92	16	@ Miami	64-61 W
12/21/92	20	(n) Tennessee Tech	88-72 W
1/6/93	9	Virginia	78-66 L
1/10/93	15	North Carolina	85-66 W
1/12/93	3	Maryland	68-61 W
1/30/93	3	@ Virginia	76-68 L
2/6/93	19	Clemson	84-69 L
2/9/93	22	@ Northern Illinois	86-80 L
2/24/93	24	@ Clemson	70-63 L
3/6/93	12	(n) Maryland	91-68 L
12/11/93	7	@ North Carolina	102-61 L
12/21/93	13	@ Virginia	82-56 L
12/31/93	10	(n) Alabama	87-33 L
1/5/94	24	Maryland	69-54 L
1/14/94	4	North Carolina	71-48 L
2/4/94	10	Virginia	59-50 L
12/3/94	15	Florida	91-80 L
12/19/94	11	(n) Texas Tech	66-44 L
1/4/95	4	North Carolina	77-52 L
1/17/95	12	Virginia	76-60 L
1/28/95	21	Duke	75-71 L
2/3/95	5	@ North Carolina	92-47 L
2/18/95	6	@ Virginia	79-45 L
2/21/95	17	@ Florida	81-62 L
12/6/95	17	@ Duke	92-30 L
1/9/96	13	NC State	76-71 L
1/16/96	7	@ Virginia	91-58 L
1/27/96	12	Duke	61-47 L
2/3/96	17	@ Clemson	70-53 L
2/11/96	15	@ NC State	78-64 L
2/16/96	10	Virginia	81-40 L
2/26/96	18	Florida	76-37 L
3/3/96	8	(n) Virginia	83-50 L
11/23/96	20	(n) Florida	75-48 L
12/7/96	11	NC State	88-52 L
1/3/97	16	@ Duke	87-46 L
1/8/97	16	North Carolina	88-63 L
1/11/97	20	@ Clemson	74-63 L
1/19/97	8	Virginia	67-57 L
1/26/97	17	@ NC State	75-36 L
2/2/97	22	Duke	77-70 L
2/14/97	5	@ North Carolina	82-56 L
2/16/97	9	@ Virginia	73-44 L
2/19/97	21	Clemson	71-47 L
11/20/97	9	@ Florida	73-64 L
12/3/97	25	@ NC State	72-60 L
12/13/97	4	@ Louisiana Tech	86-60 L
12/21/97	22	Missouri State	68-57 L
1/2/98	9	@ Virginia	75-62 L
1/4/98	5	@ North Carolina	103-77 L
1/16/98	25	@ Duke	96-76 L
1/21/98	10	Florida	69-57 L
1/25/98	8	NC State	72-62 L
1/29/98	21	@ Clemson	85-55 L
2/1/98	16	Virginia	83-76 L
2/4/98	5	North Carolina	75-58 L
2/15/98	13	Duke	79-67 L
2/26/98	16	(n) Clemson	85-68 L
11/19/98	3	Louisiana Tech	88-72 L
12/2/98	16	@ Duke	91-72 L
12/5/98	9	North Carolina	112-101 L
12/30/98	4	@ Georgia	95-72 L
1/7/99	12	@ Clemson	77-55 L
1/22/99	19	Virginia	80-71 L
1/25/99	9	Duke	92-75 L
1/28/99	14	@ North Carolina	87-76 L
2/7/99	17	Clemson	71-67 L
2/21/99	17	@ Virginia	73-55 L
2/25/99	8	(n) Duke	90-57 L
1/6/00	3	NC State	62-58 L
1/24/00	9	Duke	59-54 L
1/30/00	11	Auburn	55-52 L
2/6/00	11	@ NC State	72-62 L
2/10/00	22	Virginia	74-59 L
2/24/00	9	@ Duke	87-52 L
3/5/00	12	(n) Duke	92-65 L
12/30/00	12	NC State	74-70 L
1/8/01	5	Duke	73-60 L
1/21/01	20	@ Clemson	79-66 L
2/1/01	15	@ Xavier	75-72 L
2/8/01	4	@ Duke	71-69 W
3/4/01	4	(n) Duke	72-56 L
3/18/01	8	(n) Iowa State	85-70 L
11/29/01	19	Florida	78-74 L
12/16/01	25	@ Auburn	71-59 L
1/2/02	19	North Carolina	93-81 L
1/27/02	4	Duke	102-80 L
2/4/02	24	@ North Carolina	93-63 L
2/21/02	5	@ Duke	88-55 L
3/1/02	4	(n) Duke	82-66 L
12/30/02	3	Connecticut	74-53 L
1/12/03	10	North Carolina	74-53 L
1/26/03	1	@ Duke	81-63 L
2/13/03	8	@ North Carolina	72-56 L
2/27/03	2	Duke	70-49 L
11/25/03	1	@ Connecticut	81-53 L
2/20/03	22	(n) TCU	81-68 L
12/27/03	17	(n) LSU	75-68 L
1/5/04	1	@ Duke	79-66 L
2/1/04	10	@ North Carolina	66-60 L
2/8/04	2	Duke	80-74 W
2/26/04	11	North Carolina	71-58 L
1/16/05	15	Maryland	(OT) 95-91 W
1/20/05	9	North Carolina	(OT) 79-73 W
1/24/05	23	@ Virginia Tech (2OT)	81-78 W
2/6/05	3	@ Duke	75-64 L
2/17/05	24	@ NC State	71-43 L
3/22/05	10	@ Connecticut	70-52 L
1/5/06	2	@ Duke	87-68 L
1/16/06	6	@ Maryland	75-57 L
1/22/06	4	@ North Carolina	68-51 L
2/5/06	24	NC State	75-61 W
2/26/06	17	Boston College	71-60 W
3/18/06	18	Louisiana Tech	80-71 W
3/20/06	14	Stanford	88-70 L
1/21/07	16	(n) Georgia	65-70 L
1/25/07	1	Duke	60-73 L
2/12/07	2	North Carolina	59-80 L
2/15/07	6	Maryland	60-74 L
3/2/07	24	(n) NC State	49-76 L
3/19/07	5	@ Stanford	68-61 W
3/24/07	12	(n) LSU	43-55 L
11/24/07	24	@ DePaul	68-79 L
12/6/07	12	@ Texas A&M	67-81 L
12/29/07	7	(n) Georgia	(OT) 62-71 L
1/3/08	11	LSU	61-73 L
1/11/08	12	@ Duke	38-70 L
2/17/08	3	@ North Carolina	77-97 L
2/24/08	4	@ Maryland	(OT) 84-92 L
3/7/08	12	(n) Duke	67-81 L
3/22/08	25	(n) Ohio State	60-49 L
3/24/08	13	(n) Oklahoma State	(OT) 72-73 L

By Ranking

No. 1	0-7
No. 2	1-4
No. 3	1-6
No. 4	1-11
No. 5	1-9
No. 6	0-3
No. 7	0-5
No. 8	0-6
No. 9	1-7
No. 10	0-10
No. 11	0-8
No. 12	0-11
No. 13	0-6
No. 14	1-5
No. 15	3-4
No. 16	2-8
No. 17	2-10
No. 18	3-2
No. 19	0-6
No. 20	3-3
No. 21	0-3
No. 22	0-6
No. 23	1-0
No. 24	1-7
No. 25	2-3
Total	23-150

By Location

Home	13-56
Away	6-70
Neutral	4-24

FIRST WIN OVER A RANKED OPPONENT:
63-61 win over #No. 18 Mississippi (February 15, 1982)

HIGHEST WIN OVER RANKED OPPONENT:
80-74 over #2 Duke (February 8, 2004)

BIGGEST MARGIN OF VICTORY OVER A RANKED TEAM:
97-72 (25) over #17 Southern Mississippi (February 24, 1990)

MOST WINS IN A SEASON OVER RANKED OPPONENTS:
Five (1992)

RECORDS

FSU Versus Ranked Opponents

USA Today 1984-2008

DATE	RANK	OPPONENT	RESULT
2/8/85	24	Tennessee	56-67 L
2/23/85	22	Memphis St.	64-76 L
2/25/85	21	Miami	67-74 L
1/26/86	13	Tennessee	43-89 L
2/25/85	22	Memphis St.	67-84 L
1/3/88	19	Georgia	72-91 L
1/23/89	15	@ South Carolina	82-99 L
2/16/89	6	@ Georgia	70-90 L
2/20/89	19	South Carolina	68-76 L
11/25/90	12	@ Louisiana St.	65-68 L
1/17/90	14	@ Auburn	63-80 L
1/22/90	17	South Carolina	72-75 L
1/27/90	18	@ Southern Mississippi	73-77 L
2/21/90	7	Georgia	76-80 L
2/24/90	17	Southern Mississippi	97-72 W
3/3/90	18	@ South Carolina	59-75 L
3/10/90	20	@ Southern Mississippi	78-90 L
3/14/90	23	Penn State	73-83 L
12/2/90	20	LSU	89-82 W
12/7/90	19	Northern Illinois	78-66 W
12/8/90	1	@ Virginia	77-92 L
1/31/91	4	@ Georgia	71-91 L
2/14/91	5	Auburn	64-79 L
3/13/91	11	Western Kentucky	69-72 L
11/29/91	17	(n) Lamar	78-67 W
1/3/92	1	Virginia	60-87 L
1/8/92	4	Maryland	64-79 L
1/15/92	17	@ Clemson	73-80 L
1/19/92	15	NC State	76-75 W
1/25/92	25	North Carolina	70-61 W
1/27/92	2	@ Virginia	43-81 L
2/1/92	19	Clemson	79-66 W
2/5/92	1	@ Maryland	70-101 L
2/10/92	20	@ North Carolina	52-69 L
1/6/93	9	Virginia	66-78 L
1/10/93	14	@ North Carolina	85-66 W
1/12/93	3	Maryland	68-61 W
1/18/93	25	@ Georgia Tech	79-71 W
1/21/93	20	North Carolina	60-73 L
1/25/93	5	@ Maryland	61-74 L
1/30/93	10	@ Virginia	68-76 L
2/6/93	19	Clemson	69-84 L
3/6/93	12	(n) Maryland	68-91 L
12/11/93	7	@ North Carolina	61-102 L
12/21/93	14	@ Virginia	56-82 L
12/31/93	10	(n) Alabama	33-87 L
1/5/94	22	Maryland	54-69 L
1/14/94	4	North Carolina	48-71 L
2/4/94	11	Virginia	50-59 L
12/3/94	15	Florida	80-91 L
12/19/94	11	(n) Texas Tech	44-66 L
1/4/95	4	North Carolina	52-77 L
1/17/95	14	Virginia	60-76 L
2/3/95	5	@ North Carolina	47-92 L
2/18/95	7	@ Virginia	45-79 L
2/21/95	16	@ Florida	62-81 L
12/1/95	21	(n) Florida	56-74 L
12/6/95	17	@ Duke	30-92 L
1/3/96	24	@ North Carolina	59-67 L
1/9/96	13	NC State	71-76 L
1/16/96	7	@ Virginia	58-91 L
1/27/96	13	Duke	47-61 L
1/3/96	18	@ Clemson	53-70 L
2/11/96	17	@ NC State	64-78 L
2/16/96	10	Virginia	40-81 L
2/26/96	19	Florida	37-76 L
3/3/96	9	(n) Virginia	50-83 L
11/23/96	22	(n) Florida	48-75 L
12/7/96	12	NC State	52-88 L
1/3/97	17	@ Duke	46-87 L
1/8/97	15	North Carolina	63-88 L
1/11/97	16	@ Clemson	63-74 L
1/19/97	8	Virginia	57-67 L
1/26/97	17	@ NC State	36-75 L
2/2/97	21	Duke	70-77 L
2/14/97	6	@ North Carolina	54-82 L
2/16/97	8	@ Virginia	44-73 L
2/19/97	22	Clemson	47-71 L
11/20/97	8	@ Florida	64-73 L
12/3/97	23	@ NC State	60-72 L
12/13/97	4	@ Louisiana Tech	60-86 L
12/21/97	24	Missouri State	57-68 L
1/2/98	9	@ Virginia	62-75 L
1/4/98	4	@ North Carolina	77-103 L
1/16/98	20	@ Duke	76-96 L
1/21/98	12	Florida	57-69 L
1/25/98	7	NC State	62-72 L
2/2/98	22	@ Clemson	55-85 L
2/1/98	13	Virginia	76-83 L
2/4/98	5	North Carolina	58-75 L
2/15/98	14	Duke	67-79 L
2/26/98	17	Clemson	68-85 L
11/19/98	2	Louisiana Tech	72-88 L
12/2/98	16	@ Duke	72-91 L
12/5/98	8	North Carolina	101-112 L
12/30/98	4	@ Georgia	72-95 L
1/7/99	10	@ Clemson	55-77 L
1/22/99	21	Virginia	71-80 L
1/25/99	13	Duke	75-92 L
1/28/99	10	@ North Carolina	76-87 L
2/7/99	18	Clemson	67-71 L
2/21/99	17	@ Virginia	55-73 L
2/25/99	9	(n) Duke	57-90 L
1/6/00	3	NC State	58-62 L
1/24/00	9	Duke	54-59 L
1/30/00	11	Auburn	52-55 L
2/6/00	8	@ NC State	62-22 L
2/10/00	21	@ Virginia	59-74 L
1/20/00	23	@ North Carolina	67-77 L
2/24/00	8	@ Duke	52-87 L
3/5/00	10	(n) Duke	65-92 L
12/30/00	12	NC State	74-70 W
1/8/01	5	Duke	60-73 L
1/21/01	20	@ Clemson	66-79 L
1/24/01	24	Virginia	60-58 W
1/29/01	24	@ NC State	66-85 L
2/01/01	16	@ Xavier	72-75 L
2/08/01	4	@ Duke	71-69 W
2/22/01	22	Clemson	49-69 L
3/04/01	4	(n) Duke	56-72 L
3/18/01	8	@ Iowa State	70-85 L
11/29/01	18	Florida	74-78 L
1/02/02	18	North Carolina	81-93 L
1/27/02	6	Duke	80-102 L
2/04/02	23	@ North Carolina	63-93 L
2/21/02	5	@ Duke	55-88 L
3/01/02	4	(n) Duke	55-82 L
12/30/02	2	Connecticut	55-74 L
1/12/03	9	North Carolina	53-74 L
1/26/03	1	@ Duke	63-81 L
2/13/03	7	@ North Carolina	56-72 L
2/27/03	2	Duke	49-70 L
11/25/03	1	@ Connecticut	53-81 L
12/20/03	19	(n) TCU	68-81 L
12/27/03	18	(n) LSU	68-75 L
1/5/04	2	@ Duke	55-79 L
2/1/04	10	@ North Carolina	60-66 L
2/4/04	2	Duke	80-74 W
2/26/04	11	North Carolina	58-71 L
1/16/05	17	Maryland	(OT) 95-91 W
1/20/05	6	North Carolina	(OT) 79-73 W
2/6/05	4	@ Duke	75-64 L
2/17/05	24	@ NC State	71-43 L
3/22/05	9	@ Connecticut	70-52 L
1/5/06	2	@ Duke	87-68 L
1/16/06	6	@ Maryland	75-57 L
1/22/06	3	@ North Carolina	68-51 L
2/26/06	19	Boston College	71-60 W
3/18/06	16	(n) Louisiana Tech	80-71 W
3/20/06	14	(n) Stanford	88-70 L
1/21/07	16	(n) Georgia	65-70 L
1/25/07	1	Duke	60-73 L
2/12/07	2	North Carolina	59-80 L
2/15/07	6	Maryland	60-74 L
3/2/07	25	(n) NC State	49-76 L
3/19/07	5	@ Stanford	68-61 W
3/24/07	11	(n) LSU	43-55 L
12/6/07	11	@ Texas A&M	67-81 L
12/29/07	7	(n) Georgia	(OT) 62-71 L
1/3/08	11	LSU	61-73 L
1/11/08	13	@ Duke	38-70 L
2/17/08	3	@ North Carolina	77-97 L
2/24/08	4	@ Maryland	(OT) 84-92 L
3/7/08	12	(n) Duke	67-81 L
3/22/08	25	(n) Ohio State	60-49 W
3/24/08	13	(n) Oklahoma State	(OT) 72-73 L

By Ranking

No. 1	0-6
No. 2	1-6
No. 3	1-3
No. 4	1-11
No. 5	1-6
No. 6	1-4
No. 7	0-7
No. 8	0-7
No. 9	0-7
No. 10	0-7
No. 11	0-8
No. 12	1-5
No. 13	0-7
No. 14	1-5
No. 15	1-3
No. 16	1-5
No. 17	3-9
No. 18	0-5
No. 19	2-5
No. 20	1-5
No. 21	1-7
No. 22	0-5
No. 23	0-4
No. 24	1-5
No. 25	3-1
Total	20-143

By Location

Home	13-61
Away	4-63
Neutral	3-19

FIRST WIN OVER A RANKED OPPONENT:

97-72 over #17 Southern Mississippi (February 24, 1990)

HIGHEST WIN OVER RANKED OPPONENT:

80-74 over #2 Duke (February 8, 2004)

BIGGEST MARGIN OF VICTORY OVER A RANKED TEAM:

97-72 (25) over #17 Southern Mississippi (February 24, 1990)

MOST WINS IN A SEASON OVER RANKED OPPONENTS:

Three (1993)



RECORDS

Individual Records

Individual Records

Points

Game	39, R. Hodges vs. Maryland (1/16/05)
Season	710, S. Galkantas (1981-82)
Career	2323, S. Galkantas (1980-84)

Scoring Average

Season	21.6, S. Galkantas (1981-82)
Career	19.4, S. Galkantas (1980-84)

Field Goals Made

Game	17, L. Lasseter vs. S.W. Louisiana (12/16/79)
Season	282, S. Galkantas (1981-82)
Career	919, S. Galkantas (1980-84)

Field Goals Attempted

Game	34, B. Burnett vs. Georgia Southern (12/16/87)
Season	536, S. Galkantas (1981-82)
Career	1753, S. Galkantas (1980-84)

Field Goal Percentage

Season656, C. Dishman (1990-91)
Career605, C. Dishman (1989-92)

3 Point Field Goals

Game	7, C. Derlak vs. UT Chattanooga (11/26/93)
Season	66, M. Freshour (66-154) (2007-08)
Career	134, W. Hampton (1994-98)

3 Point Field Goal Percentage

Season475, R. Storey (47-99) (1988-89)
Career342, C. Derlak (1990-94)

Free Throws Made

Game	14, T. Paschal vs. UNC (1/10/93) & Florida (12/15/91); W. Burns vs. Memphis State (1/19/91); S. Galkantas vs. Tulane (2/5/83) & Memphis State (2/14/83)
Season	189, C. Williams (1995-96)
Career	485, S. Galkantas (1980-84)

Free Throw Attempts

Game	22, A. Traylor vs. Florida (2/11/99)
Season	244, C. Williams (1995-96)
Career	651, S. Galkantas (1980-84)

Free Throw Percentage

Season837, H. Johnson (2004-05)
Career814, M. Freshour (2005-present)

Rebounds

Game	24, L. Torres vs. Coppin State (12/28/00)
Season	336, C. Rivers (1977-78)
Career	1029, C. Rivers (1976-80)

Rebound Average

Season	14, C. Rivers (1977-78)
Career	10.8, B. Cliette (1982-87)

Assists

Game	14, S. Silsby vs. Flagler (2/6/76)
Season	184, S. Silsby (1977-78)
Career	451, S. Williams (2003-08)

Steals

Game	10, W. Burns vs. Alabama (1/24/89)
Season	101, A. Gladden (2004-05)
Career	275, A. Gladden (2003-07)

Blocks

Game	8, B. Wyckoff vs. SW Missouri State (12/21/97)
Season	80, B. Wyckoff (1997-98)
Career	209, B. Wyckoff (1997-01)

Season Records

Points

1. Sue Galkantas, 1981-82	710 pts in 34 games
2. Sue Galkantas, 1980-81	627 pts in 29 games
3. Roneeka Hodges, 2004-05	615 pts in 32 games
4. Wanda Burns, 1990-91	572 pts in 31 games
5. Bev Burnett, 1987-88	533 pts in 25 games
6. Tia Paschal, 1992-93	524 pts in 27 games
7. Wanda Burns, 1989-90	515 pts in 29 games
8. Cherry Rivers, 1979-80	514 pts in 31 games
9. Chantelle Dishman, 1990-91	503 pts in 31 games
10. Sue Galkantas, 1983-84	495 pts in 28 games

Scoring Average

1. Sue Galkantas, 1980-81	21.6 (627 pts in 29 games)
2. Bev Burnett, 1987-88	21.3 (533 pts in 25 games)
3. Sue Galkantas, 1981-82	20.9 (710 pts in 34 games)
4. Tia Paschal, 1992-93	19.4 (524 pts in 27 games)
5. Roneeka Hodges, 2004-05	19.2 (615 pts in 32 games)
6. Wanda Burns, 1990-91	18.5 (572 pts in 31 games)
7. Laine Lasseter, 1978-79	18.4 (415 pts in 22 games)
8. Wanda Burns, 1989-90	17.8 (515 pts in 29 games)
Cherry Rivers, 1978-79	17.8 (464 pts in 26 games)
Jackie Arnold, 1977-78	17.8 (410 pts in 23 games)

Steals

1. Alicia Gladden, 2004-05	101 in 32 games
2. Tia Paschal, 1992-93	96 in 27 games
3. Brenda Cliette, 1986-87	94 in 24 games
4. Wanda Burns, 1989-90	77 in 30 games
Brenda Cliette, 1982-83	77 in 29 games
6. April Traylor, 2000-01	75 in 31 games
Tia Paschal, 1990-91	75 in 32 games
8. Alicia Gladden, 2006-07	73 in 34 games
9. Angela Sutton, 1999-00	68 in 29 games
Glenda Stokes, 1991-92	68 in 37 games

Rebounds

1. Cherry Rivers, 1976-77	336 in 24 games
2. Levys Torres, 2000-01	310 in 31 games
3. Brenda Cliette, 1986-87	302 in 24 games
4. Sue Galkantas, 1981-82	296 in 34 games
5. Glenda Stokes, 1979-80	294 in 35 games
6. Glenda Stokes, 1981-82	276 in 37 games
7. Sue Galkantas, 1980-81	270 in 29 games
8. Lorraine Rimson, 1983-84	269 in 31 games
Brenda Cliette, 1982-83	269 in 29 games
10. LeeVayn Oliver, 1981-82	260 in 35 games

Rebound Average

1. Cherry Rivers, 1976-77	14.0 (336 in 24 games)
2. Brenda Cliette, 1986-87	12.6 (302 in 24 games)
3. Cherry Rivers, 1977-78	10.3 (226 in 22 games)
4. Levys Torres, 2000-01	10.0 (310 in 31 games)
Laine Lasseter, 1978-79	10.0 (222 in 22 games)
6. Brenda Cliette, 1982-83	9.3 (269 in 29 games)
Sue Galkantas, 1980-81	9.3 (270 in 29 games)
8. Chantelle Dishman, 1991-92	8.8 (246 in 28 games)
9. Lorraine Rimson, 1983-84	8.7 (269 in 31 games)
Sue Galkantas, 1981-82	8.7 (296 in 34 games)

Assists

1. Shirley Silsby, 1976-77	184 in 23 games
2. Sheri Kaminski, 1983-84	155 in 31 games
3. Shante Williams, 2003-04	154 in 30 games
4. April Traylor, 1999-00	145 in 26 games
5. Wanda Burns, 1990-91	136 in 31 games
Lynn Marnie, 1981-82	135 in 36 games
7. Allison Peercy, 1992-93	129 in 26 games
Holly Johnson, 2004-05	127 in 32 games
8. Rose Harper, 1979-80	125 in 35 games
Sunnie O'Neil, 1979-80	125 in 35 games
Shante Williams, 2007-08	125 in 33 games

Blocks

1. Brooke Wyckoff, 1997-98	80
2. Jacinta Monroe, 2007-08	78
3. Brooke Wyckoff, 1998-99	64
4. Jacinta Monroe, 2006-07	63
5. Britany Miller, 2006-07	55

6. Laine Lasseter, 1980-81	48
7. Britany Miller, 2005-06	39
8. Brooke Wyckoff, 1999-00	34
Mary Buchanon, 1986-87	34
10. Sarah Hall, 1985-86	32
Brenda Cliette, 1982-83	32

Field Goal Attempts

1. Sue Galkantas, 1981-82	536
2. Sue Galkantas, 1980-81	520
3. Roneeka Hodges, 2004-05	504
4. Tasheika Allen, 2002-03	467
5. Tia Paschal, 1992-93	418
6. Wanda Burns, 1989-90	404
7. April Traylor, 2000-01	396
Wanda Burns, 1990-91	396
9. Tasheika Allen, 2003-04	395
10. Alicia Gladden, 2006-07	391

Field Goals

1. Sue Galkantas, 1981-82	282
2. Sue Galkantas, 1980-81	261
3. Roneeka Hodges, 2004-05	236
4. Tia Paschal, 1992-93	219
5. Sue Galkantas, 1983-84	192
6. Lisa Foglio, 1981-82	190
7. Chantelle Dishman, 1991-92	187
8. Wanda Burns, 1991-92	186
Wanda Burns, 1989-90	186
10. Sue Galkantas, 1982-83	184
Lisa Foglio, 1982-83	184
Britany Miller, 2006-07	184

Field Goal Percentage (Minimum of 100)

1. Chantelle Dishman, 1990-91656 (191-291 in 31 games)
2. Glenda Stokes, 1982-83602 (103-171 in 29 games)
3. Lisa Foglio, 1981-82596 (190-319 in 26 games)
4. Jacinta Monroe, 2007-08592 (135-228 in 33 games)
5. Chantelle Dishman, 1991-92582 (146-251 in 28 games)
6. Sue Galkantas, 1982-83570 (184-323 in 29 games)
7. Chantelle Dishman, 1989-90565 (131-232 in 29 games)
8. Laine Lasseter, 1979-80560 (162-290 in 21 games)
9. Levys Torres, 2000-01541 (120-222 in 31 games)
Trinetta Moore, 2002-03541 (92-170 in 30 games)

Free Throw Percentage (Minimum of 50)

1. Holly Johnson, 2004-05837 (72-86 in 32 games)
2. Wanda Burns, 1990-91827 (115-139 in 29 games)
3. Mara Freshour, 2007-08826 (90-109 in 33 games)
4. Lisa Foglio, 1982-83819 (77-94 in 29 games)
5. Mara Freshour, 2006-07815 (53-65 in 34 games)
6. Chris Davis, 1989-90809 (76-94 in 30 games)
7. Sheri Kaminski, 1984-85809 (51-63 in 24 games)
8. Lauren Bradley, 2003-04805 (70-87 in 30 games)
Danielle Ryan, 1991-92805 (91-113 in 28 games)
10. Lisa Foglio, 1980-81802 (65-81 in 27 games)

3-Point Field Goal Attempts

1. Tanae Davis-Cain, 2006-07	181
2. Wendy Hampton, 1996-97	163
3. Tasheika Allen, 2002-03	155
4. Mara Freshour, 2007-08	154
5. Linnea Liljestrand, 2004-05	153
6. Tanae Davis-Cain, 2007-08	144
7. Tasheika Allen, 2003-04	139
8. Christy Derlak, 1993-94	138
9. April Traylor, 2000-01	132
10. Roneeka Hodges, 2004-05	129

3-Point Field Goals Made

1. Mara Freshour, 2007-08	66 in 33 games
2. Linnea Liljestrand, 2004-05	54 in 32 games
3. Tanae Davis-Cain, 2006-07	52 in 34 games
4. Wendy Hampton, 1996-97	51 in 27 games
5. Tanae Davis-Cain, 2006-07	49 in 24 games
6. Robin Storey, 1988-89	47 in 27 games
7. Tasheika Allen, 2003-04	44 in 30 games
Holly Johnson, 2005-06	44 in 30 games
9. Tasheika Allen, 2002-03	42 in 30 games
Roneeka Hodges, 2004-05	42 in 32 games

RECORDS

Individual Records

3-Point Field Goal Percentage

(Minimum of 20 Made)

1. Robin Storey, 1988-89 475 (47-99 in 27 games)
2. **Mara Freshour, 2007-08 429 (66-154 in 33 games)**
3. Tasheika Allen, 2001-02 400 (28-70 in 28 games)
4. Ganiyat Adeduntan, 2004-05 375 (36-96 in 32 games)
5. Wendy Hampton, 1995-96 373 (28-75 in 28 games)
6. Holly Johnson, 2005-06 355 (44-124 in 30 games)
7. **Courtney Ward, 2007-08 354 (29-82 in 33 games)**
8. Linnea Liljestrand, 2004-05 353 (54-153 in 32 games)
9. Christy Derlak, 1992-93 348 (23-66 in 27 games)
10. **Mara Freshour, 2006-07 346 (36-104 in 34 games)**

30-Point Club

- 39..... Roneeka Hodges vs. Maryland (2005)
- 38..... Latavia Coleman vs. UNC (1998)
- 38..... Tia Paschal vs. UNC (1993)
- 37..... Sue Galkantas vs. Florida (1980)
- 36..... Tia Paschal vs. Maryland (1993)
- 34..... Chantelle Dishman vs. Marquette (1991)
- 34..... Bev Burnett vs. Florida A&M (1986), Virginia Tech (1988)
- 34..... Sue Galkantas vs. Tulane (1982), Florida A&M (1981)
- 34..... Laine Lasseter vs. SE Louisiana (1980)
- 33..... Roneeka Hodges vs. UT-Arlington (2004)
- 33..... Christy Derlak vs. UT-Chattanooga (1993)
- 33..... Danielle Ryan vs. Maryland (1993)
- 33..... Sue Galkantas vs. Middle Tennessee State (1983), vs. Georgia State (1980), vs. Virginia Tech (1982)
- 33..... Laine Lasseter vs. Mercer (1981)
- 32..... Latavia Coleman vs. Tulsa (1999)
- 32..... Bev Burnett vs. South Florida (1986)
- 32..... Sue Galkantas vs. South Alabama (1986)
- 32..... Laine Lasseter vs. Florida (1986)
- 31..... Latavia Coleman vs. Maryland (2000)
- 31..... Jen Robinson vs. Georgia Tech (1999)
- 31..... Wanda Burns vs. Southern Mississippi (1990)
- 31..... Bev Burnett vs. Southern Mississippi (1989)
- 31..... Laine Lasseter vs. Florida (1979)
- 30..... Brooke Wyckoff vs. Georgia Tech (2001)
- 30..... April Traylor vs. Tulane (2001)
- 30..... Latavia Coleman vs. Louisiana Tech (1998)
- 30..... Lysa Moorefield vs. Ga.Tech (1998)
- 30..... Christy Derlak vs. Duke (1994)
- 30..... Bev Burnett vs. Southern Mississippi, Louisville, Georgia Southern (1988)
- 30..... Lisa Foglio vs. Miami (1982)
- 30..... Sue Galkantas vs. Kent State, Memphis State, Tulane (1982)
- 30..... Cherry Rivers vs. Miami (1980)

Rebound Club

- 24 Levys Torres vs. Coppin State (2000)
- 23 Laine Lasseter vs. South Florida (1978)
- 21 Glenda Stokes vs. Virginia Tech (1982)
- 21 **Jacinta Monroe vs. UAB (2006)**
- 19 Carla Williams vs. Furman (1996)
- 19 LeeVayn Oliver vs. Cincinnati (1981)
- 19 Chris Brokas vs. Troy State (1979)
- 18 Alicia Gladden vs. FAMU (2004)
- 18 Levys Torres vs. Wake Forest (2001)
- 18 Sarah Hall vs. Central Florida (1986)
- 17 Ursula Woods vs. Maryland (1993)
- 17 Chantelle Dishman vs. Miami (1991)
- 17 Sarah Hall vs. West Georgia (1986)
- 17 Lorraine Rimson vs. Georgetown, vs. Radford (1986)
- 17 Brenda Cliette vs. Montclair State (1983)
- 17 Sue Galkantas vs. Florida (1980)
- 17 Laine Lasseter vs. Florida (1979)
- 16 Tracy Walker vs. Miami (1990)
- 16 Sarah Hall vs. Memphis State (1988)
- 16 Lorraine Rimson vs. Florida A&M, vs. Cincinnati (1984)
- 16 Sue Galkantas vs. Georgia Tech (1980)
- 16 Cherry Rivers vs. Louisville (1979), vs. Miami (1980)
- 16 Laine Lasseter vs. Alabama-Birmingham (1978), vs. Appalachian State (1979)

Career Records

Points

1. Sue Galkantas, 1980-84 2323 in 120 games
2. Tia Paschal, 1989-93 1662 in 116 games
3. Cherry Rivers, 1976-80 1636 in 103 games
4. Bev Burnett, 1984-89 1509 in 97 games
5. April Traylor, 1998-02 1503 in 112 games
6. Latavia Coleman, 1996-00 1428 in 91 games
7. Alicia Gladden, 2003-07 1403 in 126 games
8. Wanda Burns, 1988-91 1394 in 87 games
9. Chris Davis, 1987-91 1365 in 110 games
10. Brooke Wyckoff, 1997-01 1350 in 109 games

Scoring Average

(Minimum of Two Seasons)

1. Sue Galkantas, 1980-84 19.4 (2323 in 120 games)
2. Wanda Burns, 1988-91 16.0 (1394 in 87 games)
3. Cherry Rivers, 1976-80 15.9 (1636 in 103 games)
4. Jackie Arnold, 1977-79 15.8 (727 in 46 games)
5. Latavia Coleman, 1996-00 15.7 (1428 in 91 games)
6. Bev Burnett, 1984-89 15.6 (1509 in 97 games)
7. Lisa Foglio, 1980-83 15.0 (1227 in 82 games)
8. Lorraine Rimson, 1983-85 14.6 (1138 in 78 games)
- Laine Lasseter, 1978-82 14.6 (1265 in 86 games)
10. Tia Paschal, 1989-93 14.3 (1662 in 116 games)

Rebounds

1. Cherry Rivers, 1976-80 1029 in 103 games
2. Sue Galkantas, 1980-84 1006 in 120 games
3. Glenda Stokes, 1979-83 938 in 130 games
4. LeeVayn Oliver, 1980-84 869 in 122 games
5. Brooke Wyckoff, 1997-01 804 in 109 games
6. Sarah Hall, 1984-88 785 in 110 games
7. Chantelle Dishman, 1989-93 777 in 94 games
8. Tia Paschal, 1989-93 703 in 116 games
9. Lorraine Rimson, 1983-86 652 in 78 games
10. Laine Lasseter, 1978-82 624 in 86 games

Rebound Average

1. Brenda Cliette, 1982-87 10.8 (571 in 53 games)
2. Cherry Rivers, 1976-80 10.0 (1029 in 103 games)
3. Chris Brokas, 1976-79 9.1 (530 in 64 games)
4. Lorraine Rimson, 1983-85 8.4 (652 in 78 games)
5. Sue Galkantas, 1980-84 8.4 (1006 in 120 games)
6. Chantelle Dishman, 1989-93 8.2 (777 in 94 games)
7. Brooke Wyckoff, 1997-01 7.4 (804 in 109 games)
8. Glenda Stokes, 1979-83 7.2 (938 in 130 games)
- Laine Lasseter, 1978-82 7.2 (624 in 86 games)
10. Sarah Hall, 1984-88 7.1 (785 in 110 games)
- LeeVayne Oliver, 1980-84 7.1 (869 in 122 games)
- Jackie Arnold, 1977-79 7.1 (325 in 46 games)

3-Point Field Goals

1. Wendy Hampton, 1994-98 134 in 112 games
2. Tanae Davis-Cain, 2005-pres 121 in 87 games
3. Mara Freshour, 2005-pres 117 in 97 games
4. April Traylor, 1998-02 115 in 112 games
5. Tasheika Allen, 2001-04 114 in 88 games
6. Ganiyat Adeduntan, 2002-06 113 in 120 games
7. Linnea Liljestrand, 2001-05 110 in 103 games
8. Holly Johnson, 2002-06 100 in 122 games
9. Jen Robinson, 1995-99 90 in 108 games
10. Christy Derlak, 1990-94 89 in 113 games

Assists

1. Shante Williams, 2003-2008 451 in 121 games
2. Jen Robinson, 1996-99 388 in 108 games
3. April Traylor, 1998-02 387 in 112 games
4. Allison Peercy, 1992-95 382 in 111 games
5. Robin Corn, 1987-92 360 in 112 games
6. Sheri Kaminski, 1983-87 355 in 98 games
7. Shirley Silsby, 1976-79 348 in 69 games
8. Holly Johnson, 2002-06 342 in 122 games
9. Wanda Burns, 1988-91 331 in 69 games
10. LaQuinta Neely, 2001-06 329 in 116 games

Steals

1. Alicia Gladden, 2003-07 275 in 126 games
2. Tia Paschal, 1989-93 269 in 116 games
3. Chris Davis, 1987-91 221 in 110 games
4. April Traylor, 1998-02 217 in 112 games
5. Glenda Stokes, 1979-83 201 in 110 games
6. Shante Williams, 2003-08 199 in 121 games
7. Danielle Ryan, 1989-93 197 in 117 games
8. Cherry Rivers, 1976-80 189 in 103 games
9. Brooke Wyckoff, 1997-01 189 in 109 games
10. Lisa Foglio, 1980-83 181 in 82 games

Blocks

1. Brooke Wyckoff, 1997-01 209 in 109 games
2. Jacinta Monroe, 2006-pres 141 in 67 games
3. Wendy Hampton, 1994-98 134 in 112 games
4. Sarah Hall, 1984-88 110 in 110 games
5. Britany Miller, 2005-08 103 in 70 games
6. Lauren Bradley, 1999-04 89 in 110 games
7. Laine Lasseter, 1978-82 84 in 64 games
8. Chris Davis, 1981-91 75 in 110 games
9. Lysa Moorefield, 1994-98 72 in 111 games
10. Alicia Gladden, 2003-07 70 in 126 games

Field Goal Percentage

(Minimum of Two Seasons)

1. Chantelle Dishman, 1989-93 601 (483-803 in 94 games)
2. **Jacinta Monroe, 2006-pres . 567 (246-434 in 67 games)**
3. Lisa Foglio, 1980-83 542 (513-946 in 82 games)
4. Sue Galkantas, 1980-84 524 (919-1753 in 120 games)
5. Laine Lasseter, 1978-82 521 (540-1036 in 86 games)
6. LeeVayn Oliver, 1980-84 520 (498-957 in 122 games)
7. Britany Miller, 2005-08 517 (357-691 in 70 games)
8. Danielle Ryan, 1989-93 514 (508-989 in 117 games)
9. Tia Paschal, 1989-91 502 (683-1360 in 116 games)
10. Carla Williams, 1994-96 495 (214-432 in 58 games)

Free Throw Percentage

(Minimum of 100 Attempts)

1. **Mara Freshour, 2005-pres. . 814 (158-194 in 97 games)**
- Alysha Harvin, 2006-pres 795 (89-112 in 58 games)
3. Lisa Foglio, 1980-83 788 (201-255 in 82 games)
4. Wanda Burns, 1988-91 777 (271-349 in 87 games)
5. Holly Johnson, 2002-06 773 (242-313 in 122 games)
6. Danielle Ryan, 1989-92 761 (251-330 in 114 games)
7. Linnea Liljestrand, 2001-05 750 (75-100 in 103 games)
8. Lauren Bradley, 1999-04 748 (172-230 in 110 games)
9. Sue Galkantas, 1980-84 745 (485-651 in 120 games)
10. Tasheika Allen, 2001-04 743 (225-303 in 88 games)
- Carla Williams, 1994-96 743 (342-460 in 58 games)

3-Point FG Percentage

1. Robin Storey, 1987-89 414 (75-181 in 54 games)
2. Mara Freshour, 2005-pres 399 (117-293 in 97 games)
3. Alison Arnoldi, 1990-94 374 (61-163 in 91 games)
4. L. Liljestrand, 2001-05 354 (118-311 in 103 games)
5. Christy Derlak, 1990-94 341 (89-261 in 113 games)
6. Danielle Ryan, 1989-93 341 (29-85 in 117 games)
7. W. Hampton, 1994-98 333 (134-402 in 112 games)
8. G. Adeduntan, 2002-06 330 (113-342 in 120 games)
9. Molly Beal, 1999-01 324 (45-139 in 49 games)
10. Tasheika Allen, 2001-04 313 (114-364 in 88 games)
- Alysha Harvin, 2006-pres 313 (89-112 in 58 games)

Games Played

1. Glenda Stokes, 1979-83 130
2. Alicia Gladden, 2003-07 126
3. LeeVayne Oliver, 1980-84 122
- Holly Johnson, 2002-06 122
5. Shante Williams, 2003-08 121
6. Sue Galkantas, 1980-84 120
- Ganiyat Adeduntan, 2002-06 120
8. Danielle Ryan, 1989-93 117
9. Tia Paschal, 1989-93 116
- LaQuinta Neely, 2001-06 116

Points

Most Game 114 vs. Stetson (2/6/91)

Most Season 2,883 (1981-82)



RECORDS

Team Records

Least Game 26 vs. Clemson (2/7/94)
Least Season 488 (1973-74)

Field Goals Made

Most Game 49 vs. Stetson (2/6/91)
Most Season 1,171 (1981-82)
Least Game 8 vs. Clemson (2/7/94)
Least Season 538 (1993-94)

Field Goal Attempts

Most Game 97 vs. Florida (12/4/78)
Most Season 2,384 (1979-80)
Least Game 35 vs. Clemson (2/7/94)
Least Season 1,051 (1973-74)

Field Goal Percentage

High Game731 vs. Denver (12/15/80)
High Season520 (1990-91)
Low Game214 vs. Alabama (12/31/93)
Low Season340 (1973-74)

3 Point Field Goals Made

Most Game 12 vs. Richmond (3/21/04)
Most Season 182 (2007-08)
Least Game 0 Several Times
Least Season 32 (1991-92)

3 Point Field Goal Attempts

Most Game 31 vs. Auburn (1/17/91)
Most Season 510 (2007-08)
Least Game 0 vs. Lamar (11/29/91)
Least Season 120 (1991-92)

3 Point Field Goal Percentage

HIGH SEASON 434 (1988-89)
LOW SEASON 244 (1998-99)

Free Throws Made

Most Game 36 vs. Fordham (12/31/84)
Most Season 573 (1990-91)
Least Game 1 vs. Georgia S. Western (1986)
..... and Duke (1995-96)
Least Season 245 (1996-97)

Free Throw Attempts

Most Game 51 vs. Georgia Tech (1/31/96) (3OT)
Most Season 826 (1990-91)
Least Game 3 vs. S. Carolina (1982); vs. Florida (11/23/96)
Least Season 419 (1996-97)

Free Throw Percentage

High Game952 (20-21) vs. N. Carolina (1/4/95)
High Season701 (1991-92)
Least Game167 vs. Duke (1/3/97)
Least Season510 (1973-74)

Rebounds

High Game 74 vs. Florida (12/4/78)
High Season 1,545 (1981-82)
Least Game 13 vs. Maryland (1994)
Least Season 774 (1993-94)

Rebound Average

High Season 45.5 (1986-87)
Least Season 28.7 (1993-94)

Assists

High Game 29 vs. FAMU (1/20/82) & (1/21/91)
High Season 601 (1981-82)
Least Game 2 vs. Tulane (1984-85); Texas Tech (1994-95)
Least Season 169 (1973-74)

Steals

High Game 31 vs. South Florida (2/12/81)
High Season 406 (1981-82)
Least Game 1 vs. Georgia Tech (1995-96)
Least Season 224 (1993-94)

Blocks

High Game 12 vs. Mercer (11/17/78)
High Season 166 (2006-07)
Least Game 0 several times
Least Season 38 (1983-84)

Top Game Performances

Most Points in a Game

114 vs. Stetson (2/6/91)
110 vs. Marquette (12/1/90)
107 vs. Savannah State (11/23/03)
106 vs. Memphis State (1/19/91)
105 vs. Georgia Southern (12/3/88)
104 vs. Tulane (2/25/91)
104 vs. Oral Roberts (2/29/92)

Most Field Goals Made in a Game

49 vs. Stetson (2/6/91)
47 vs. Georgia Southern (12/3/88)
47 vs. Dayton (1/21/77)
46 vs. Southeastern Louisiana (1/22/81)
45 vs. Stetson (1/28/83)

Most Field Goals Attempted in a Game

97 vs. Monmouth (11/30/85)
97 vs. Florida (12/4/78)
91 vs. Central Michigan (11/25/88)
91 vs. Miami (12/11/88)
86 vs. Marquette (12/1/90)
86 vs. Wisconsin (12/4/87)

Highest Field Goal Percentage in a Game

.731 vs. Denver (12/15/80)
.661 vs. Memphis State (1/19/90)
.660 vs. Nebraska (12/31/82)
.654 vs. South Florida (12/10/83)
.644 vs. Austin Peay (12/2/01)

Most 3 Point Field Goals Made in a Game

12 vs. Richmond (3/21/04)
11 vs. Tennessee-Chattanooga (11/26/93)
10 vs. Clemson (2/9/05)
10 vs. Miami Ohio (11/27/04)
10 vs. Georgia Tech (12/5/01)
10 vs. Maryland (2/11/01)
10 vs. Florida (12/3/94)

Most 3 Point Field Goals Attempted in a Game

31 vs. Auburn (1/17/90)
26 vs. Clemson (2/27/98)
26 at Maryland (2/24/08)
25 vs. Clemson (2/19/05)
25 vs. Virginia (1/19/97)

Highest 3 Point Percentage in a Game

1.000 vs. Oral Roberts (2/29/92)
.833 vs. Georgia Tech (12/5/01)
.750 vs. North Carolina (2/9/95)
.700 vs. Tennessee Tech (12/21/92)
.667 vs. Clemson (12/16/97)

Most Free Throws Made in a Game

36 vs. Fordham (12/31/84)
35 vs. Northern Illinois (2/22/92)
33 vs. Memphis State (2/16/91)
33 vs. Louisville (2/10/90)
33 vs. Georgia Tech (1/31/96)
33 vs. Tulane (2/5/83)

Most Free Throws Attempted in a Game

51 vs. Georgia Tech (1/22/96)
47 vs. Rice (12/6/86)
47 vs. Fordham (12/13/84)
46 vs. Wake Forest (1/15/05)
41 vs. Tulane (2/5/83)

Highest Free Throw Percentage in a Game

1.000 vs. Stetson (12/13/86)
1.000 vs. South Carolina (1/27/82)
.952 vs. North Carolina (1/4/94)
.933 vs. Montana (12/29/04)
.933 vs. Clemson (2/9/05)
.944 vs. Maryland (1/10/01)
.917 vs. Florida (2/23/80)

Most Rebounds in a Game

74 vs. Florida (12/4/78)
70 vs. Georgia Southern (12/16/87)
69 vs. Rice (12/6/86)
69 vs. Monmouth (11/30/85)
67 vs. Florida A&M (2/15/90)

Most Assists in a Game

31 vs. Central Michigan (11/25/88)
29 vs. Florida A&M (1/20/82)
29 vs. Florida A&M (1/21/88)
29 vs. Florida A&M (2/24/92)
28 vs. Southern Mississippi (2/23/91)

Most Steals in a Game

31 vs. South Florida (2/12/81)
25 vs. Florida A&M (12/3/96)
24 vs. Southern Alabama (11/24/89)
24 vs. Fordham (12/13/84)
23 vs. Lewis (11/2/81)

Most Blocked Shots in a Game

12 vs. Mercer (11/17/78)
10 vs. Miami Ohio (11/27/04)
9 vs. Army (1/2/83)
9 vs. South Florida (2/10/86)
9 vs. Mississippi (11/26/97)
9 vs. Stetson (12/6/06)
9 at Texas A&M (12/6/07)

Most Turnovers in a Game

42 vs. St. Louis (2/6/81)
40 vs. Texas (2/24/84)
37 vs. Maryland (2/22/98)
36 vs. Tennessee (1/26/86)
35 vs. Georgia Tech (1/31/95)
35 vs. New Orleans (2/25/87)

Most Fouls in a Game

55 vs. Clemson (1/7/99)
36 vs. South Florida (1/8/82)
35 vs. Mississippi (1982-1983)
32 vs. Georgia Tech (1/20/02)

Miscellaneous Records

Notable Florida State Victories

Date, Opponent, Score (Location)
First Win: 1973-74, vs. Barry College, 50-33 (n/a)
Win 50: 1977-78, vs. South Florida, (OT) 84-76 (n/a)
Win 100: Dec. 4, 1981, vs. Kent State, 80-66 (W. Lafayette, IN)
Win 150: Dec. 5, 1983, vs. Central Florida, 67-60 (Tallahassee, FL)
Win 200: Dec. 3, 1988, vs. Georgia Southern, 105-78 (Tallahassee, FL)
Win 250: Jan. 11, 1992, vs. Georgia Tech, 77-66 (Atlanta, GA)
Win 300: Jan. 23, 1995, vs. Georgia Tech, 60-58 (Atlanta, GA)
Win 350: Dec. 17, 2000, vs. St. Francis, 73-65 (Brooklyn Heights, NY)
Win 400: Dec. 21, 2003, vs. FAU, 88-77 (Malibu, CA)
Win 450: Feb. 19, 2006 at Clemson, 80-72 OT (Clemson, SC)

All-Time Record 496-501 (.498)

Season Openers

(Record: 26-8)

YEAR	OPPONENT	SCORE	W/L	SITE	DATE
1973-74	Florida	39-41	L	n/a	n/a
1974-75	Albany State	62-55	W	n/a	n/a
1975-76	Rollins	56-43	W	n/a	n/a
1976-77	Albany State	38-87	L	n/a	n/a
1977-78	Valdosta State	57-92	L	n/a	n/a
1978-79	Mississippi State	60-64	L	n/a	n/a
1980-81	Georgia Tech	84-97	L	A	11/20/80
1981-82	Stetson	81-54	W	H	11/23/81
1982-83	UT-Chattanooga	94-77	W	N	11/26/82
1983-84	Arizona State	70-85	L	N	11/18/83
1984-85	Albany State	66-60	W	H	11/14/84
1985-86	West Georgia	67-57	W	H	11/23/85
1986-87	Albany State	71-72	L (OT)	H	12/1/86
1987-88	New Mexico St	73-64	W	N	11/27/87
1988-89	Central Michigan	100-78	W	N	11/25/88
1989-90	South Alabama	89-82	W(2OT)	N	11/24/89
1990-91	UM-Kansas City	66-52	W	N	11/23/90
1991-92	Miami	71-69	W (OT)	H	11/23/91
1992-93	Florida Atlantic	97-67	W	H	12/1/92
1993-94	UT-Chattanooga	85-86	L	A	11/26/93
1994-95	Fresno State	67-62	W	N	11/25/94
1995-96	Florida Atlantic	69-46	W	A	11/27/95
1996-97	South Florida	68-59	W	A	11/22/96
1997-98	Florida A&M	79-70	W	A	11/16/97
1998-99	Tulsa	76-67	W	A	11/14/98
1999-00	Tulsa	77-70	W	H	11/19/99
2000-01	UNC-Asheville	89-64	W	H	11/19/00
2001-02	Saint Mary's	78-57	W	N	11/18/01
2002-03	Alabama State	89-61	W	H	11/22/02
2003-04	Savannah State	107-28	W	H	11/23/03
2004-05	Xavier	56-48	W	H	11/19/04
2005-06	Georgia Southern	82-57	W	H	11/18/05
2006-07	UAB	93-77	W	H	11/12/06
2007-08	Florida Gulf Coast	93-53	W	A	11/9/07

RECORDS

Miscellaneous Records

Home Openers (Record: 24-4 - since 1980-81)

YEAR	OPPONENT	SCORE, W/L	DATE
1980-81	Florida	90-48, W	12/3/80
1981-82	Stetson	81-54, W	11/23/81
1982-83	Albany State	94-52, W	12/1/82
1983-84	Mid Tennessee St.	75-67, W	11/26/83
1984-85	Albany State	66-60, W	11/14/84
1985-86	West Georgia	67-57, W	11/23/85
1986-87	Albany State	71-72, L (OT)	12/1/86
1987-88	Wisconsin	100-67, W	12/4/87
1988-89	UNC-Asheville	99-58, W	12/2/88
1989-90	Mississippi State	86-62, W	12/1/89
1990-91	Marquette	110-75, W	12/1/90
1991-92	Miami	71-69, W (OT)	11/23/91
1992-93	Florida Atlantic	97-67, W	12/1/92
1993-94	Rhode Island	71-76, L	12/3/93
1994-95	Central Florida	74-59, W	11/29/94
1995-96	UT-Chattanooga	58-60, L	12/17/95
1996-97	Florida A&M	91-59, W	12/3/96
1997-98	Mississippi	64-54, W	11/26/97
1998-99	Louisiana Tech	72-88, L	11/19/98
1999-00	Tulsa	77-70, W	11/19/99
2000-01	UNC-Asheville	89-64, W	11/19/00
2001-02	E Tenn State	99-66, W	11/24/01
2002-03	Alabama State	89-61, W	11/22/02
2003-04	Savannah State	107-28, W	11/23/03
2004-05	Xavier	56-48, W	11/19/04
2005-06	Georgia Southern	82-57, W	11/18/05
2006-07	UAB	93-77, W	11/12/06
2007-08	North Florida	75-48, W	11/11/07

Overtime Games (Record: 20-15)

YEAR	OPPONENT	SCORE, W/L	SITE	DATE
1977-78	South Florida	84-76, W	A	n/a
1982-83	Montclair State	89-81, W	H	1/10/83
1983-84	Missouri	82-75, W	N	1/5/84
1984-85	South Florida	71-69, W	H	1/14/85
1985-86	Monmouth (3OT)	81-69, W	N	11/30/85
	Radford	80-87, L	H	12/7/85
1986-87	Albany State	71-72, L	A	1/30/86
1987-88	West Virginia	68-58, W	H	12/4/87
	Georgia Southern	83-77, W	A	12/16/87
	Memphis State	90-91, L	H	12/16/88
1989-90	S. Alabama (2OT)	89-82, W	N	11/24/89
	Louisville	69-66, W	H	1/13/90
1990-91	S. Carolina (2OT)	91-92, L	H	2/4/91
1991-92	Miami	71-69, W	H	11/23/91
	Louisiana State	88-96, L	A	11/30/91
	Florida	90-78, W	H	12/15/91
1995-96	Ga Tech (3OT)	90-85, W	H	1/31/96
1997-98	Virginia	76-83, L	H	2/1/98
1998-99	North Carolina	101-112, L	H	12/5/98
2000-01	North Carolina	80-78, W	A	2/18/01
2001-02	Florida	74-78, L	H	11/29/01
2002-03	Wake Forest (3OT)	62-60, W	H	2/2/03
2003-04	Virginia	80-82, L	H	1/23/04
2004-05	Maryland	95-91, W	H	1/16/05
	North Carolina	79-73, W	H	1/20/05
	Va Tech (2OT)	81-78, W	A	1/24/05
	Va Tech (3OT)	94-83, W	H	2/19/05
	Virginia	67-71, L	N	3/5/05
2005-06	Clemson	80-72, W	A	2/19/06
2006-07	Miss. State	60-65, L	A	11/30/06
2007-08	Georgia	62-71, L	N	12/29/07
	Miami	75-70, W	A	1/24/08
	Virginia	66-69, L	H	1/26/08
	Maryland	84-92, L	A	2/24/08
	Oklahoma State	72-73, L	N	3/24/06

Most Games in a Season
38..... 1981-82

Fewest Games in a Season
10..... 1973-74

Most Wins in a Season
28..... 1981-82 (28-10)

Fewest Wins in a Season
5..... 1996-97 (5-22)

Highest Winning percentage
800..... 1982-83 (24-6)

Lowest Winning percentage
.185..... 1996-97 (5-22)

Top 10 Biggest Wins (By Margin)

MAR	OPPONENT	SCORE	DATE
84	West Florida	100-16	1975-76
79	Savannah State	107-28	11/23/03
71	Dayton	104-33	1976-77

55	South Alabama	99-44	12/19/81
	Tulane	100-45	11/8/90
50	Lipscomb	92-42	12/30/05
	Fordham	84-34	11/14/06
52	Alabama State	94-42	12/16/07
49	Stetson	78-29	1976-77
48	Lewis Univ.	94-46	1/2/82
46	Pensacola Jr. Coll.	86-40	1976-77
	Jacksonville	97-51	12/7/01
45	Oral Roberts	104-59	2/29/92

Most Losses in a Season
22..... 1994-95 (8-22)
22..... 1996-97 (5-22)

Fewest Losses in a Season
3..... 1973-74 (7-3)

Top 10 Biggest Losses (By Margin)

MARGIN	OPPONENT	SCORE	DATE
63	South Carolina	52-115	1977-78
62	Duke	30-92	12/6/95
54	Alabama	33-87	12/31/93
54	Clemson	26-80	2/7/94
51	Valdosta State	50-101	1975-76
49	Albany State	38-87	1976-77
47	Valdosta State	44-91	1975-76
46	Delta State	60-106	1976-77
46	Tennessee	43-89	11/26/86
46	Texas	43-89	2/24/84

Longest Winning Streak
12 GAMES .. 2004-05

GAME	DATE	OPPONENT	SCORE
No. 1	Nov. 19	Xavier (H)	56-48
No. 2	Nov. 22	Florida (A)	72-62
No. 3	Nov. 26	Eastern Kentucky (H)	70-53
No. 4	Nov. 27	Miami (OH) (H)	82-56
No. 5	Dec. 2	Florida A&M (H)	85-66
No. 6	Dec. 12	New Orleans (A)	62-44
No. 7	Dec. 15	Florida Atlantic (H)	65-40
No. 8	Dec. 18	UT-Arlington (H)	72-70
No. 9	Dec. 20	Fordham (N)	65-51
No. 10	Dec. 21	Towson (N)	67-56
No. 11	Dec. 22	UNC-Charlotte (N)	83-72
No. 12	Dec. 28	Louisville (N)	69-54

Longest Home Court Winning Streak (since 1980-81)
11 GAMES .. 1988-89 (12/2/88-2/13/89)

GAME	DATE	OPPONENT	SCORE
No. 1	Dec. 2	UNC-Ashville	99-58
No. 2	Dec. 3	Georgia Southern	105-78
No. 3	Dec. 17	Stetson	70-64
No. 4	Jan. 2	Southern Mississippi	78-75
No. 5	Jan. 9	Memphis State	95-75
No. 6	Jan. 25	South Florida	85-74
No. 7	Jan. 28	Virginia Tech	69-66
No. 8	Feb. 6	Howard	101-73
No. 9	Feb. 9	Florida A&M	75-68
No. 10	Feb. 11	Cincinnati	62-57
No. 11	Feb. 13	Louisville	82-76

Longest Losing Streak
18 GAMES .. 1996-97

GAME	DATE	OPPONENT	SCORE
No. 1	Dec. 30	Mississippi	52-75
No. 2	Jan. 3	Duke	46-87
No. 3	Jan. 5	Wake Forest	68-79
No. 4	Jan. 8	North Carolina	63-88
No. 5	Jan. 11	Clemson	63-74
No. 6	Jan. 15	Maryland	58-65
No. 7	Jan. 19	Virginia	57-67
No. 8	Jan. 22	Georgia Tech	51-75
No. 9	Jan. 26	N.C. State	36-75
No. 10	Jan. 30	Maryland	59-79
No. 11	Feb. 2	Duke	70-77
No. 12	Feb. 5	Duquesne	58-61
No. 13	Feb. 10	Georgia Tech	60-68
No. 14	Feb. 14	North Carolina	56-82
No. 15	Feb. 16	Virginia	44-73
No. 16	Feb. 19	Clemson	47-71
No. 17	Feb. 23	Wake Forest	59-63
No. 18	Feb. 27	Wake Forest	59-70

Longest Home Court Losing Streak (since 1980-81)
8..... 1994-95 (12/26/94-2/11/95)
8..... 1996-97 (1/8/86-2/23/96)

Seminole 100 Point Games

YEAR	OPPONENT	SCORE	SITE	DATE
1975-76	West Florida	100-16	n/a	n/a
1976-77	Dayton	104-33	n/a	n/a

1978-79	New Orleans	101-66	n/a	n/a
1978-79	Florida	101-94	n/a	n/a
1979-80	South Florida	100-88	n/a	n/a
1981-82	Stetson	102-92	H	12/4/82
1982-83	Nebraska	100-84	N	12/31/82
1987-88	Wisconsin	100-67	H	1/6/88
1988-89	Central Michigan	100-78	N	11/25/88
	Ga Southern	105-78	H	12/3/88
	Howard	101-73	H	2/6/89
1989-90	Tulane	103-66	H	1/8/90
1990-91	Marquette	110-75	H	12/1/90
	Memphis State	106-94	A	1/19/91
	Stetson	114-71	H	2/6/91
	Memphis State	101-77	H	2/16/91
	Tulane	104-66	A	2/25/91
1991-92	Florida A&M	100-71	H	2/24/92
	Oral Roberts	104-59	H	2/29/92
1998-99	North Carolina	101-112	H	12/5/98
1999-00	Loyola	102-70	A	12/19/99
2003-04	Savannah State	107-28	H	11/23/03

Opponent 100 Point Games

YEAR	OPPONENT	SCORE	SITE	DATE
1975-76	Talladega College	55-100	n/a	n/a
1976-77	Delta State	60-106	n/a	n/a
1977-78	South Carolina	52-115	n/a	n/a
	Florida	63-102	n/a	n/a
1978-79	Memphis State	78-101	n/a	n/a
1979-80	Southern Miss	65-107	n/a	n/a
	Mercer	86-100	n/a	n/a
1981-82	Old Dominion	65-100	A	1/17/82
	Memphis State	90-104	H	1/25/82
1991-92	Maryland	70-101	A	2/5/92
1993-94	North Carolina	61-102	A	12/11/93
1998-99	North Carolina	101-112	H	12/5/98
2000-01	Duke	80-102	H	1/27/02

Most Points in a Game
Overall..... 114, 1990-91 vs. Stetson (114-71) 2/6/91
At Home 114, 1990-91 vs. Stetson (114-71) 2/6/91
Away 106, 1990-91 vs. Memphis State (106-94) 1/19/91
Neutral court 100, 1982-83 vs. Nebraska (100-84) 12/31/82;
1988-89 vs. Central Michigan (100-78) 11/25/88
In losing effort 101, 1998-99 vs. North Carolina (101-112 OT) 12/5/98

Fewest Points in a Game
Overall..... 26, 1993-94 vs. Clemson (26-80) 2/7/94
At Home 37, 1995-96 vs. Florida (37-76) 2/26/96
Away 26, 1993-94 vs. Clemson (26-80) 2/7/94
Neutral court 33, 1993-94 vs. Alabama (33-87) 12/31/93
In winning effort 32, 1973-74 vs. Florida (32-31)
By an opponent 16, 1975-76 vs. W Florida (100-16)
Both teams total 72, 1973-74 vs. Flagler (31-41)

Tallest Player in History
Mary Berryhill-Buchanan 6-6, 1986-93
(returned to school after three years in Army)

Shortest Player in History
Mary Anne Cannon 5-1, 1972-76

1000-Point Club

1.	Sue Galkantas, 1980-84	2323 in 120 games
2.	Tia Paschal, 1989-93	1662 in 116 games
3.	Cherry Rivers, 1976-80	1636 in 103 games
4.	Bev Burnett, 1984-89	1509 in 97 games
5.	April Traylor, 1998-02	1503 in 112 games
6.	Latavia Coleman, 1996-00	1428 in 91 games
7.	Alicia Gladden, 2003-07	1403 in 126 games
8.	Wanda Burns, 1988-91	1394 in 87 games
9.	Chris Davis, 1987-91	1365 in 110 games
10.	Brooke Wyckoff, 1997-01	1350 in 109 games
11.	Danielle Ryan, 1989-93	1289 in 117 games
12.	Chantelle Dishman, 1989-93	1278 in 94 games
13.	Laine Lasseter, 1978-82	1265 in 86 games
14.	Tashieka Allen, 2001-04	1229 in 86 games
15.	Lisa Foglio, 1980-83	1227 in 82 games
16.	Christy Derlack, 1990-94	1193 in 113 games
17.	LeeVayn Oliver, 1980-84	1166 in 122 games
18.	Glenda Stokes, 1979-83	1118 in 130 games
19.	Shante Williams, 2003-08	1085 in 121 games
20.	Ganiyat Adeduntan, 2002-06	1040 in 120 games
21.	Allison Peercy, 1991-95	1028 in 111 games

1000 rebounds - 1000 points

- Cherry Rivers, 1976-80, 1029 rebounds/1636 points in 103 games
- Sue Galkantas, 1980-84, 1006 rebounds/2323 points in 120 games



RECORDS

Year-by-Year Leaders

Year-by-Year Team Statistics

YEAR	GAMES	FG-A	PCT	3FG-A	PCT	FT-A	PCT	OR-DR-TOT-AVG	AS	ST	BK	TO	PF-DQ	PTS-AVG
2007-08	33	824-1969	.418	182-510	.357	453-684	.662	446-856-1302-39.5	398	275	135	604	579-5	2283-69.2
2006-07	34	879-2055	.428	116-377	.308	432-657	.658	515-885-1400-41.2	430	292	166	573	538-8	2306-67.8
2005-06	30	792-1877	.422	121-370	.327	434-668	.650	452-735-1187-39.6	400	291	94	471	537-8	2139-71.3
2004-05	32	803-1863	.431	166-516	.322	438-625	.701	421-770-1191-37.2	487	288	97	529	487-3	2210-69.1
2003-04	30	799-1816	.440	95-312	.304	414-636	.651	407-751-1158-38.6	404	266	94	515	563-8	2107-70.2
2002-03	30	722-1787	.404	84-310	.271	424-647	.655	434-782-1216-40.5	342	269	105	269	533-7	1952-65.1
2001-02	28	689-1641	.420	135-416	.325	439-650	.675	367-723-1090-38.9	363	225	62	497	533-12	1952-69.7
2000-01	31	790-1823	.433	123-422	.291	498-711	.700	410-795-1205-38.9	445	273	82	553	601-16	2201-71.0
1999-00	29	769-1763	.436	87-310	.281	395-609	.649	359-622-1111-38.3	420	322	100	627	548-20	2202-69.7
1998-99	27	724-1718	.421	63-258	.244	459-693	.662	337-555-1020-37.8	345	287	100	566	578-25	1970-73.0
1997-98	27	656-1616	.406	91-328	.277	384-606	.634	332-603-1035-35.0	350	258	129	664	509-11	1787-66.2
1996-97	27	632-1654	.382	104-389	.267	245-419	.585	313-502- 945-35.0	297	229	62	522	559-21	1613-59.7
1995-96	28	613-1547	.396	60-195	.308	389-617	.630	338-613-1060-37.9	319	189	77	644	531-14	1675-59.8
1994-95	30	651-1723	.378	102-356	.287	455-698	.652	372-595-1088-36.3	593	234	46	593	647-22	1859-62.0
1993-94	27	538-1409	.382	106-319	.332	393-569	.691	228-452- 775-28.7	258	224	43	467	503-15	1575-58.3
1992-93	27	722-1551	.466	72-217	.332	395-582	.679	287-515- 925-34.3	368	282	41	492	412-8	1911-70.8
1991-92	28	794-1680	.473	32-119	.269	500-713	.701	371-658-1144-40.9	381	263	54	572	511-17	2120-75.7
1990-91	32	1026-1972	.520	57-188	.303	573-826	.694	392-724-1238-38.7	499	364	79	584	477-9	2682-83.8
1989-90	30	895-1918	.467	49-192	.255	462-673	.686	380-680-1186-39.5	392	336	75	561	565-13	2301-76.7
1988-89	27	851-1813	.469	56-129	.434	332-534	.622	365-544- 993-36.8	387	272	43	494	530-9	2090-77.4
1987-88	27	776-1793	.433	N/A	N/A	385-584	.659	1119-41.4	297	243	50	540	545-18	1980-73.3
1986-87	28	724-1892	.380	N/A	N/A	385-667	.580	1280-45.7	268	341	116	644	564-19	1833-65.5
1985-86	28	752-1901	.417	N/A	N/A	345-555	.622	1218-43.6	354	233	92	624	587-28	1849-66.0
1984-85	28	729-1819	.401	N/A	N/A	388-579	.670	1058-37.8	318	268	61	639	625-27	1846-56.9
1983-84	31	825-1771	.466	N/A	N/A	383-549	.698	1080-37.2	472	276	38	670	620-22	2033-70.1
1982-83	30	912-1823	.500	N/A	N/A	489-710	.689	1274-42.5	462	315	64	686	606-13	2313-77.1
1981-82	38	1171-2332	.502	N/A	N/A	541-815	.664	1545-41.7	601	406	50	N/A	782-24	2883-75.9
1980-81	29	881-1835	.480	N/A	N/A	406-618	.657	1313-45.3	402	310	101	N/A	619-27	2168-74.8
1979-80	35	1049-2384	.440	N/A	N/A	484-781	.620	1484-42.4	526	308	67	N/A	641-N/A	2582-73.8

Individual Year-By-Year Leaders

Points

YEAR	NAME	GAMES	POINTS	AVG
2008	M. Freshour	33	420	12.7
2007	A. Gladden	34	458	13.5
2006	A. Gladden	30	392	13.1
2005	R. Hodges	32	615	19.2
2004	T. Allen	30	407	13.6
2003	T. Allen	30	453	15.1
2002	T. Allen	28	369	13.2
2001	A. Traylor	31	467	15.1
2000	L. Coleman	29	467	16.1
1999	B. Wyckoff	27	370	13.7
1998	L. Coleman	25	443	17.7
1997	L. Coleman	27	310	11.5
1996	C. Williams	28	443	15.8
1995	A. Peercy	30	388	12.9
1994	C. Derlak	27	464	17.1
1993	T. Paschal	27	524	19.4
1992	T. Paschal	29	440	15.2
1991	W. Burns	28	490	17.5
1990	W. Burns	29	515	17.8
1989	B. Burnette	23	365	15.9
1988	B. Burnette	25	533	21.3
1987	V. Harris	26	358	13.8
1986	S. Hall	28	298	10.6
1985	L. Rimson	24	391	16.3
1984	S. Galkantas	28	495	17.6
1983	S. Galkantas	29	491	16.9
1982	S. Galkantas	34	710	20.9
1981	S. Galkantas	29	627	21.6
1980	C. Rivers	31	514	16.5
1979	C. Rivers	36	464	12.8
1978	J. Arnold	23	410	17.8
1977	C. Rivers	24	336	14.0
1976	C. Brokas	29	389	13.4
1974	M. Graham	18	153	8.5

Field Goal Percentage (Minimum 100 attempts)

YEAR	NAME	GAMES	FG/FGA	PCT
2008	J. Monroe	33	135/228	.592
2007	J. Monroe	34	111/206	.539
2006	B. Miller	30	148/283	.523
2005	A. Gladden	32	152/291	.522
2004	R. Pierce	29	68/122	.557
2003	T. Moore	30	92/170	.541
2002	L. Bradley	27	53/108	.491
2001	L. Torres	31	120/222	.541
2000	L. Coleman	29	180/352	.511
1999	T. Gracey	27	109/193	.565
1998	B. Wyckoff	27	96/204	.471
1997	L. Moorefield	27	124-259	.479

1996	C. Williams	28	127/243	.460
1995	C. Williams	30	87/189	.460
1994	K. Walker	27	47/121	.388
1993	T. Paschal	27	219/418	.524
1992	C. Dishman	28	146/251	.582
1991	C. Dishman	31	191/291	.656
1990	T. Walker	28	74/125	.592
1989	A. Harvis	27	77/139	.554
1988	A. Harvis	25	82/142	.577
1987	V. Harris	26	107/249	.440
1986	V. Bournight	25	81/167	.485
1985	C. Slater	28	152/316	.481
1984	L. Oliver	31	140/262	.534
1983	G. Stokes	29	103/171	.602
1982	L. Foglio	26	190/319	.595
1981	L. Lasseter	28	154/296	.520
1980	L. Lasseter	21	162/290	.560
1979	L. Lasseter	22	173/348	.497
1974	M. Graham	18	86/208	.410

Field Goals Made

YEAR	NAME	NUMBER
2008	T. Davis-Cain/J. Monroe	135
2007	B. Miller	184
2006	A. Gladden	157
2005	R. Hodges	236
2004	T. Allen	145
2003	T. Allen	166
2002	T. Allen	134
2001	B. Wyckoff/A. Traylor	161
2000	L. Coleman	180
1999	B. Wyckoff	136
1998	L. Coleman	164
1997	L. Coleman	130
1996	C. Williams	127
1995	A. Peercy	128
1994	C. Derlak	150
1993	T. Paschal	219
1992	T. Paschal	176
1991	W. Burns	203
1990	W. Burns	186
1989	C. Davis	151
1988	C. Burnett	201
1987	V. Harris	161
1986	B. Burnett	161
1985	L. Rimson & C. Slater	152
1984	S. Galkantas	192
1983	S. Galkantas & L. Foglio	184
1982	S. Galkantas	282
1981	S. Galkantas	261
1980	C. Rivers	216

Field Goal Attempts

YEAR	NAME	ATTEMPTS
2008	M. Freshour	340
2007	A. Gladden	391
2006	G. Adeduntan	349
2005	R. Hodges	504
2004	T. Allen	395
2003	T. Allen	467
2002	A. Traylor	304
2001	A. Traylor	440
2000	L. Coleman	352
1999	J. Robinson	327
1998	L. Coleman	356
1997	C. Williams	331
1996	C. Williams	243
1995	A. Peercy	319
1994	C. Derlak	388
1993	T. Paschal	418
1992	T. Paschal	349
1991	W. Burns	435
1990	W. Burns	404
1989	B. Burnett	311
1988	B. Burnett	459
1987	V. Harris	374
1986	B. Burnett	299
1985	L. Rimson	334
1984	L. Rimson	376
1983	L. Foglio	357
1982	S. Galkantas	536
1981	S. Galkantas	520
1980	C. Rivers	476

Free Throw Percentage (Minimum 50 attempts)

YEAR	NAME	GAMES	FT/FTA	PCT
2008	M. Freshour	33	90/109	.826
2007	M. Freshour	34	53/65	.815
2006	G. Adeduntan	30	65/84	.774
2005	H. Johnson	32	72/86	.837
2004	L. Bradley	30	70/87	.805
2003	L. Bradley	28	44/56	.786
2002	S. Whiting	28	82/114	.719
2001	B. Wyckoff	31	98/125	.784
2000	B. Wyckoff	24	59/79	.747
1999	T. Gracey	27	72/90	.800
1998	L. Moorefield	27	56/81	.691
1997	L. Moorefield	27	47/69	.681
1996	C. Williams	28	189/244	.775
1995	A. Peercy	30	104/140	.743
1994	A. Peercy	22	84/111	.757
1993	D. Ryan	27	72/90	.800
1992	D. Ryan	16	58/72	.806
1991	W. Burns	31	125/158	.791
1990	W. Burns	29	115/139	.827

RECORDS

Year-by-Year Leaders

1989	A. Harvis	27	47/67	701
1988	B. Burnette	25	131/169	775
1987	S. Kaminski	26	55/82	670
1986	S. Kaminski	17	38/51	745
1985	S. Kaminski	24	51/63	809
1984	S. Galkantas	28	111/144	771
1983	L. Foglio	29	77/94	819
1982	L. Foglio	26	59/80	739
1981	L. Foglio	27	65/81	802
1980	L. McDonald	28	103/150	687
1979	R. Harper	27	39/56	696
1976	L. Delong	29	67/97	691
1975	N/A			
1974	M. Graham	18	62/94	660

Free Throws Made

YEAR	NAME	NUMBER
2008	M. Freshour/S. Williams	90
2007	A. Gladden	98
2006	H. Johnson	90
2005	R. Hodges	101
2004	S. Williams	82
2003	T. Allen	79
2002	S. Whiting	82
2001	A. Traylor	106
2000	L. Coleman	106
1999	B. Wyckoff	93
1998	L. Coleman	112
1997	L. Moorefield	47
1996	C. Williams	189
1995	C. Williams	153
1994	C. Derlak	122
1993	C. Derlak	90
1992	C. Dishman	104
1991	W. Burns	125
1990	W. Burns	115
1989	B. Burnett	87
1988	B. Burnett	131
1987	B. Chiette	65
1986	B. Burnett	81
1985	L. Rimson	87
1984	S. Galkantas	111
1983	S. Galkantas	123
1982	S. Galkantas	146
1981	S. Galkantas	105
1980	L. McDonald	103

Free Throw Attempts

YEAR	NAME	ATTEMPTS
2008	S. Williams	132
2007	A. Gladden	137
2006	H. Johnson	119
2005	R. Hodges	159
2004	S. Williams	144
2003	T. Allen	106
2002	A. Traylor	124
2001	A. Traylor	151
2000	L. Coleman	151
1999	A. Traylor	153
1998	L. Coleman	163
1997	L. Coleman	77
1996	C. Williams	244
1995	C. Williams	216
1994	C. Derlak	164
1993	C. Derlak	147
1992	C. Dishman	145
1991	C. Dishman	173
1990	W. Burns	139
1989	B. Burnett	139
1988	B. Burnett	133
1987	B. Chiette	130
1986	B. Burnett	115
1985	L. Rimson	127
1984	S. Galkantas	144
1983	S. Galkantas	154
1982	S. Galkantas	214
1981	S. Galkantas	139
1980	L. McDonald	150

Steals

YEAR	NAME	GAMES	STEALS
2008	S. Williams	33	54
2007	A. Gladden	34	73
2006	A. Gladden	30	62
2005	A. Gladden	32	101
2004	S. Williams	30	65
2003	A. Sutton	28	53
2002	A. Traylor/S. Whiting	28	41
2001	A. Traylor	31	75
2000	A. Sutton	29	68
1999	B. Wyckoff	27	56
1998	B. Wyckoff	27	52
1997	W. Hampton	27	58
1996	A. Penn	28	48
1995	A. Peercy	30	51
1994	C. Derlak	27	40
1993	T. Paschal	27	96

1992	T. Paschal	28	59
1991	T. Paschal	32	75
1990	W. Burns	29	77
1989	C. Davis	27	56
1988	C. Davis	21	41
1987	B. Chiette	24	91
1986	S. Kaminski	17	32
1985	C. Slater	28	42
1984	S. Kaminski	31	55
1983	B. Chiette	29	77
1982	G. Stokes	36	65
1981	G. Stokes	36	65
1980	G. Stokes	35	54

Rebounding

YEAR	NAME	GAME	REBOUNDS	AVG
2008	J. Monroe	33	203	6.2
2007	B. Miller	34	207	6.1
2006	A. Gladden	30	193	6.4
2005	G. Adeduntan	32	242	7.6
2004	G. Choice	20	110	5.5
2003	K. Vujas	30	193	6.4
2002	T. Allen	28	160	5.7
2001	L. Torres	31	310	10.0
2000	B. Wyckoff	24	170	7.1
1999	B. Wyckoff	27	214	7.9
1998	B. Wyckoff	27	268	8.0
1997	L. Coleman	27	164	6.1
1996	C. Williams	28	234	8.4
1995	C. Williams	30	224	7.5
1994	K. Cobbins	26	156	6.0
1993	T. Paschal	27	200	7.4
1992	C. Dishman	28	246	8.8
1991	C. Dishman	29	228	7.9
1990	C. Dishman	29	203	7.0
1989	D. Collins	26	145	5.6
1988	S. Hall	27	173	6.4
1987	B. Chiette	24	302	12.6
1986	S. Hall	28	233	8.3
1985	S. Hall	27	189	7.0
1984	L. Rimson	31	269	8.7
1983	B. Chiette	29	269	9.3
1982	S. Galkantas	34	296	8.7
1981	S. Galkantas	29	269	9.3
1980	G. Stokes	35	294	8.4
1979	L. Lasseter	22	222	10.0
1978	C. Rivers	22	226	10.3
1977	C. Rivers	24	336	14.0
1976	P. Harstvedt	29	247	8.5

Assists

YEAR	NAME	GAMES	ASSISTS
2008	S. Williams	33	125
2007	S. Williams	31	116
2006	H. Johnson	30	106
2005	H. Johnson	32	127
2004	S. Williams	30	154
2003	L. Neely	28	83
2002	A. Traylor	28	79
2001	A. Traylor	31	117
2000	A. Traylor	29	145
1999	J. Robinson	27	104
1998	J. Robinson	26	96
1997	J. Robinson	27	110
1996	J. Robinson	28	78
1995	A. Peercy	30	123
1994	A. Peercy	27	100
1993	A. Peercy	26	129
1992	D. Ryan	28	94
1991	W. Burns	31	136
1990	R. Corn	30	119
1989	W. Burns	27	92
1988	R. Corn	27	75
1987	S. Kaminski	25	87
1986	J. Piatnik	27	80
1985	C. Slater	28	74
1984	S. Kaminski	31	155
1983	L. Foglio	29	96
1982	L. Mamie	36	135
1981	L. Foglio	27	98
1980	R. Harper	35	125
1979	T. Tinsley	27	102
1977	S. Silsby	23	184

Three-Point Percentage

YEAR	NAME	GAMES	PCT
2008	M. Freshour	33	429
2007	M. Freshour	34	346
2006	M. Freshour	30	429
2005	G. Adeduntan	32	375
2004	L. Liljestrand	17	448
2003	L. Liljestrand	27	333
2002	T. Allen	28	400
2001	B. Wyckoff	31	330
2000	M. Beal	27	318
1999	J. Robinson	27	267
1998	W. Hampton	27	339

1997	W. Hampton	27	313
1996	A. Penn	28	474
1995	W. Hampton	30	326
1994	A. Arnoldi	25	394
1993	D. Ryan	27	422
1992	C. Derlak	27	286
1991	W. Burns	31	333
1990	W. Burns	29	280
1989	R. Storey	27	475

Three-Pointers Made

YEAR	NAME	GAMES	MADE
2008	M. Freshour	33	66
2007	T. Davis-Cain	33	52
2006	H. Johnson	30	44
2005	L. Liljestrand	32	54
2004	T. Allen	30	44
2003	T. Allen	30	42
2002	S. Whiting	28	34
2001	A. Traylor	31	39
2000	M. Beal	27	27
1999	J. Robinson	27	31
1998	W. Hampton	27	40
1997	W. Hampton	27	51
1996	W. Hampton	28	28
1995	T. Rickman	26	31
1994	C. Derlak	27	47
1993	C. Derlak	27	23
1992	C. Derlak	27	10
1991	W. Burns	31	41
1990	W. Burns	29	28
1989	R. Storey	27	47

Three-Point Attempts

YEAR	NAME	GAMES	ATTEMPTS
2008	M. Freshour	33	154
2007	T. Davis-Cain	33	181
2006	H. Johnson	30	124
2005	L. Liljestrand	32	153
2004	T. Allen	30	139
2003	T. Allen	30	155
2002	A. Traylor/S. Whiting	28	109
2001	A. Traylor	31	132
2000	A. Traylor	28	88
1999	J. Robinson	27	116
1998	W. Hampton	27	118
1997	W. Hampton	27	163
1996	W. Hampton	28	75
1995	T. Rickman	26	117
1994	C. Derlak	27	138
1993	C. Derlak	27	66
1992	A. Peercy	28	37
1991	W. Burns	31	123
1990	W. Burns	29	110
1989	R. Storey	27	99

Blocked Shots

YEAR	NAME	GAMES	BLOCKS
2008	J. Monroe	33	78
2007	J. Monroe	34	63
2006	B. Miller	30	39
2005	R. Hodges	32	25
2004	L. Bradley	30	29
2003	G. Choice	28	23
2002	L. Bradley	27	14
2001	B. Wyckoff	31	31
2000	B. Wyckoff	24	34
1999	B. Wyckoff	27	64
1998	B. Wyckoff	27	80
1997	L. Moorefield	27	24
1996	K. White	28	26
1995	L. Moorefield	29	13
1994	K. Walker	27	13
1993	T. Paschal	27	23
1991	C. Dishman	22	18
1991	C. Davis	27	32
1990	C. Davis	27	30
1989	M. Lardie	27	17
1988	S. Hall	27	24
1987	M. Buchanan	27	34
1986	S. Hall	28	32
1985	S. Hall	27	30
1984	S. Galkantas	28	12
1983	B. Chiette	29	32
1982	G. Stokes	37	16
1981	L. Lasseter	28	48
1980	L. Lasseter	21	28

Current players in bold

RECORDS

Coaching Records



Eddie Cubbon
1972-73



Millie Usher
1974-76



Dianne Murphy
1976-79



Jan Dykehouse-Allen
1979-86



Marynell Meadors
1986-96



Chris Gobrecht
1996-97



Sue Semrau
1997-Present

Florida State Head Coaches

COACH	YEARS	WINS	LOSSES	PCT
Sue Semrau	1997-07	179	152	.541
Chris Gobrecht	1996-97	5	22	.185
Marynell Meadors	1986-96	132	152	.465
Jan Dykehouse-Allen	1979-86	111	108	.507
Dianne Murphy	1976-79	35	35	.500
Millie Usher	1974-76	26	29	.473
Joel Thirer	1973-74	8	3	.727
TOTALS	1973-07	477	487	.495

Year-By-Year Record

YEAR	COACH	W	L	PCT
1970-71	Barbara Hollingsworth (GA)			
1971-72	Linda Warren (GA)			
1972-73	Eddie Cubbon (Faculty)			
1973-74	Joel Thirer (GA)	8	3	.727
1974-75	Millie Usher (GA)	115	17	.469
1975-76	Millie Usher	11	12	.478
1976-77	Dianne Murphy	10	12	.455
1977-78	Dianne Murphy	8	8	.500
1978-79	Dianne Murphy	17	15	.531
1979-80	Janice Dykehouse	13	22	.371
1980-81	Janice Dykehouse	14	15	.483
1981-82	Janice Dykehouse	28	10	.737
1982-83	Janice Dykehouse	24	6	.800
1983-84	Janice Dykehouse	13	18	.419
1984-85	Janice Dykehouse-Allen	7	21	.250
1985-86	Janice Dykehouse-Allen	12	16	.429
1986-87	Marynell Meadors	9	19	.321
1987-88	Marynell Meadors	9	18	.333
1988-89	Marynell Meadors	16	11	.593
1989-90	Marynell Meadors	21	9	.700
1990-91	Marynell Meadors	25	7	.781
1991-92	Marynell Meadors	17	11	.607
1992-93	Marynell Meadors	13	14	.482
1993-94	Marynell Meadors	6	21	.222
1994-95	Marynell Meadors	8	22	.267
1995-96	Marynell Meadors	8	20	.286
1996-97	Chris Gobrecht	5	22	.185
1997-98	Sue Semrau	9	18	.333
1998-99	Sue Semrau	7	20	.259
1999-00	Sue Semrau	12	17	.414
2000-01	Sue Semrau	19	12	.613
2001-02	Sue Semrau	13	15	.464
2002-03	Sue Semrau	17	13	.567
2003-04	Sue Semrau	15	15	.500
2004-05	Sue Semrau	24	8	.750
2005-06	Sue Semrau	20	10	.667
2006-07	Sue Semrau	24	10	.706
2007-08	Sue Semrau	19	14	.576
35-Year Totals		496	501	.498



Coach Marynell Meadors



Coach Jan Dykehouse-Allen



Tallahassee Mayor John Marks stopped by to support Coach Sue during her Tents for Tickets campaign.

RECORDS

Coaching Records



Jan Dykehouse-Allen



Millie Usher



Dianne Murphy



Marynell Meadors



Former Seminoles Sue Galkantas (1980-84), Celia Slater (1983-85), Jan Allen (head coach 1979-86) and Lynn Marnie (1979-83) gathered in Tallahassee in October 2004.

All-Time Assistant Coaches

Allen, Wayne	1984-87
Brown, Julie*	1988-90, 2006-07
Browne, Anucha*	1985-86
Close, Cori	2004-Present
Cooney, Margaret*	1980-81
Davies, Leslie	1997-00
Gaw, Wrenetta*	1986-88
Gernatt, Theresa	1996-04
Glover, Freda	1987-93
Harris, Raphael*	2007-Present
Hartmann, Terri*	1984-85
Heintz, Roy	2000-02
Hunter, Shun*	2003-05
Johnson, Angie	1997-Present
Jordan, Kelly	1984-86
Karlon, Michelle*	2000-02
Kraemer, Karen*	1991-93
Lang, Erika	1996-97
Lassiter, Brooke*	2002-03
Lent, Michele*	1983-84
Markey, Robyn	1986-92
McNelis, Dennis	1980-83
Narbut, Buz	1983-84
Owen, Heidi*	1981-83
Panek, Sue	1993-96
Parker, Melissa*	2000-02
Polk, Jonelle	1994-96
Ramaker, Rob*	2005-06
Reitz, Joanna*	2007-Present
Rivers, Cherry	1981-84
Roulier, Jenny*	2004-07
Sam, Autumn*	2002-04
Schmidt, Mark	1992-96
Sheffield, Ed*	1990-92
Sowada, Karen	1996-97
Stoehr, Scott	2002-03
White, Lance	2003-Present
Wiggins, Matt*	2003-04

*Denotes Graduate Assistants



Chris Gobrecht



Sue Semrau

Champion Comes Home

Several former Seminoles came back to campus in October 2004 for the sixth annual Champions Beyond the Game brunch which is an event that honors two Seminole graduates who have excelled in life after collegiate sports are recognized. One pre-scholarship era and one post-scholarship era athlete return to be honored and to share the important lessons learned from being a student-athlete at Florida State and how those lessons have helped them become a success in life. One of this year's honorees was former Seminole women's basketball player Celia Slater. Currently, Slater is the Executive Director of the WinStar Foundation which has two programs — the Coaches Academy and Play with a Purpose. She is also the Special Projects Coordinator for the National Association of Women Athletic Administrators. Some of Slater's accomplishments include: gold medal winner as a member of Team Handball at the 1987 Olympic Festival, the first coach of woman's basketball at the University of Colorado at Colorado Springs, women's basketball coach at Lynn University and was on the staff of the WNBA first ever pre-draft camp.

RECORDS

Series Records

AKRON1-0 HOME.....AWAY.....NEUTRAL 0-0.....1-0.....74-46.....(A) 2002-03.....W.....(A)	ALABAMA4-5 HOME.....AWAY.....NEUTRAL 1-2.....2-1.....1-1 1979-80.....L.....61-88.....(N) 1980-81.....W.....77-76.....(N) 1982-83.....W.....73-64.....(A) 1987-88.....L.....64-70.....(H) 1988-89.....L.....68-70.....(A) 1989-90.....W.....81-76.....(A) 1990-91.....W.....88-65.....(H) 1993-94.....L.....33-87.....(N)	ALABAMA-BIRMINGHAM5-5 HOME.....AWAY.....NEUTRAL 3-2.....2-1.....0-0 1978-79.....L.....85-87.....(H) 1979-80.....L.....85-95.....(H) 1982-83.....L.....73-95.....(A) 1983-84.....W.....82-75.....(H) 1986-87.....W.....75-62.....(H) 1988-89.....W.....84-68.....(A) 2006-07.....W.....93-77.....(H) 2007-08.....W.....66-52.....(A)	ALABAMA STATE2-2 HOME.....AWAY.....NEUTRAL 2-0.....0-0.....0-0 1976-77.....L.....73-80.....(N) 1978-79.....L.....73-95.....(H) 2002-03.....W.....89-61.....(H) 2007-08.....W.....94-42.....(H)	ALASKA1-0 HOME.....AWAY.....NEUTRAL 0-0.....0-0.....0-0 1983-84.....W.....77-63.....(N)	ALBANY STATE4-8 HOME.....AWAY.....NEUTRAL 2-1.....1-0.....0-0 1974-75.....W.....62-55.....(H) 1975-76.....L.....43-61.....(H) 1976-77.....L.....50-71.....(H) 1977-78.....L.....44-73.....(H) 1978-79.....L.....38-87.....(H) 1982-83.....L.....73-80.....(H) 1983-84.....W.....86-94.....(H) 1984-85.....W.....94-52.....(H) 1985-86.....W.....66-60.....(H) 1985-86.....W.....72-69.....(A) 1986-87.....L.....71-72.....(OT)(H)	APPALACHIAN STATE2-1 HOME.....AWAY.....NEUTRAL 2-0.....0-0.....0-0 1978-79.....L.....83-89.....(H) 1989-90.....W.....77-62.....(H) 1990-91.....W.....96-57.....(H)	ARIZONA STATE0-1 HOME.....AWAY.....NEUTRAL 0-0.....0-0.....0-1 1983-84.....L.....70-85.....(N)	ARMY1-0 HOME.....AWAY.....NEUTRAL 0-0.....0-0.....0-0 1982-83.....W.....69-60.....(N)	AUBURN1-9 HOME.....AWAY.....NEUTRAL 0-3.....0-5.....0-0 1973-74.....W.....53-52.....(H) 1974-75.....L.....51-64.....(A) 1982-83.....L.....43-73.....(A) 1983-84.....L.....53-72.....(A) 1984-85.....L.....58-72.....(A) 1989-90.....L.....63-80.....(H) 1990-91.....L.....64-79.....(H) 1999-00.....L.....52-55.....(A) 2001-02.....L.....59-71.....(A) 2002-03.....L.....57-68.....(A)	AUSTIN PEAY1-0 HOME.....AWAY.....NEUTRAL 1-0.....0-0.....0-0 2001-02.....W.....89-65.....(H)	BERRY COLLEGE1-0 HOME.....AWAY.....NEUTRAL 0-0.....0-0.....0-0 1973-74.....W.....50-33.....(H)	BOSTON COLLEGE4-0 HOME.....AWAY.....NEUTRAL 2-0.....1-0.....0-0 ACC GAMES.....7-28 HOME.....AWAY.....NEUTRAL 2-0.....1-0.....0-0 1979-80.....W.....81-75.....(H) 2005-06.....W.....71-60.....(H) 2006-07.....W.....72-53.....(H) 2007-08.....W.....71-65.....(A)	BRIGHAM YOUNG1-1 HOME.....AWAY.....NEUTRAL 0-0.....0-0.....1-1 1981-82.....W.....75-71.....(N) 1983-84.....L.....61-76.....(N)	BUTLER0-1 HOME.....AWAY.....NEUTRAL 1-0.....0-0.....0-0 1991-92.....L.....68-71.....(H)	CALIFORNIA0-1 HOME.....AWAY.....NEUTRAL 0-0.....0-0.....0-1 1992-93.....L.....50-69.....(N)	CAL STATE-FULLERTON1-0 HOME.....AWAY.....NEUTRAL 0-0.....1-0.....0-0 1998-99.....W.....84-73.....(A)
--	---	--	---	---	---	--	--	---	--	--	--	--	---	---	---	--

CENTRAL FLORIDA12-2 HOME.....AWAY.....NEUTRAL 8-1.....3-1.....0-0 1976-77.....W.....77-63.....(H) 1980-81.....W.....92-75.....(H) 1981-81.....W.....75-65.....(H) 1983-84.....L.....76-93.....(H) 1984-85.....L.....76-93.....(H) 1985-86.....L.....90-98.....(A) 1994-95.....W.....74-59.....(H) 1996-97.....W.....78-53.....(H) 2000-01.....W.....68-37.....(A) 2001-02.....W.....78-42.....(H) 2002-03.....W.....77-47.....(H) 2003-04.....W.....72-59.....(A) 2005-06.....W.....81-49.....(H) 2006-07.....W.....75-66.....(A)	CENTRAL MICHIGAN1-0 HOME.....AWAY.....NEUTRAL 0-0.....0-0.....1-0 1988-89.....W.....100-78.....(N)	CENTRAL MISSOURI0-1 HOME.....AWAY.....NEUTRAL 0-0.....0-0.....0-1 1980-81.....L.....60-69.....(N)	CHARLESTON SOUTHERN1-0 HOME.....AWAY.....NEUTRAL 1-0.....0-0.....0-0 1997-98.....W.....72-51.....(H)	CHATTANOOGA1-4 HOME.....AWAY.....NEUTRAL 0-2.....0-2.....1-0 1982-83.....W.....94-77.....(N) 1993-94.....L.....85-86.....(H) 1995-96.....L.....58-60.....(H) 1999-00.....L.....69-78.....(H) 2000-01.....L.....67-72.....(A)	CHICAGO STATE2-0 HOME.....AWAY.....NEUTRAL 1-0.....1-0.....0-0 1999-00.....W.....73-49.....(A) 2000-01.....W.....85-45.....(H)	CINCINNATI12-8 HOME.....AWAY.....NEUTRAL 5-3.....4-3.....2-2 1978-79.....W.....61-57.....(H) 1980-81.....L.....65-91.....(A) 1982-83.....W.....84-61.....(N) 1983-84.....W.....83-72.....(H) 1984-85.....L.....73-83.....(A) 1985-86.....W.....75-72.....(H) 1985-86.....L.....45-77.....(N) 1986-87.....L.....53-55.....(H) 1987-88.....W.....70-50.....(H) 1988-89.....L.....59-70.....(A) 1988-89.....L.....66-58.....(H) 1988-89.....L.....76-78.....(H) 1988-89.....L.....45-66.....(A) 1988-89.....W.....62-57.....(H) 1989-90.....L.....47-57.....(N) 1989-90.....W.....57-44.....(A) 1990-91.....W.....90-61.....(H) 1990-91.....W.....67-49.....(A) 1990-91.....W.....89-51.....(N)	CLEMSON12-24 HOME.....AWAY.....NEUTRAL 6-11.....6-11.....0-2 ACC GAMES.....7-28 HOME.....AWAY.....TOURNAMENT 6-11.....6-11.....0-1 1980-81.....L.....59-78.....(N) 1991-92.....L.....73-80.....(H) 1992-93.....W.....79-66.....(H) 1992-93.....L.....69-84.....(H) 1993-94.....L.....63-70.....(A) 1993-94.....L.....26-80.....(A) 1994-95.....L.....66-75.....(A) 1994-95.....L.....68-72.....(H) 1995-96.....L.....64-67.....(H) 1995-96.....L.....74-87.....(H) 1996-97.....L.....53-70.....(A) 1996-97.....L.....63-74.....(A) 1997-98.....L.....47-71.....(H) 1997-98.....L.....68-85.....(A) 1998-99.....L.....55-77.....(A) 1998-99.....L.....67-71.....(H) 1999-00.....L.....58-73.....(H) 2000-01.....L.....58-75.....(A) 2000-01.....L.....66-79.....(A) 2001-02.....L.....49-63.....(H) 2001-02.....L.....70-74.....(A) 2002-03.....L.....43-56.....(H) 2002-03.....W.....59-57.....(A) 2003-04.....W.....68-59.....(H) 2003-04.....W.....68-61.....(A) 2004-05.....W.....65-50.....(H) 2004-05.....W.....68-57.....(H) 2005-06.....W.....82-61.....(H) 2005-06.....W.....80-66.....(H) 2006-07.....W.....80-72.....(OT)(A) 2006-07.....W.....73-57.....(H) 2007-08.....W.....63-39.....(A) 2007-08.....L.....70-72.....(H)	COLGATE1-0 HOME.....AWAY.....NEUTRAL 1-0.....0-0.....0-0 2004-05.....W.....64-43.....(H)	COLL OF CHARLESTON0-1 HOME.....AWAY.....NEUTRAL 0-0.....0-0.....0-0 1975-76.....L.....61-93.....(H)	COLORADO1-0 HOME.....AWAY.....NEUTRAL 1-0.....0-0.....0-0 1984-85.....W.....70-61.....(H)
--	--	---	--	--	---	--	---	--	---	---

COLORADO STATE1-0 HOME.....AWAY.....NEUTRAL 0-0.....0-0.....1-0 1985-86.....W.....68-73.....(N)	CONNECTICUT0-3 HOME.....AWAY.....NEUTRAL 0-1.....0-2.....0-0 2002-03.....L.....55-74.....(H) 2003-04.....L.....53-81.....(A) 2004-05.....L.....52-70.....(A)	COPPIN STATE1-0 HOME.....AWAY.....NEUTRAL 1-0.....0-0.....0-0 2000-01.....W.....86-49.....(H)	DAYTON3-0 HOME.....AWAY.....NEUTRAL 1-0.....0-0.....1-0 1976-77.....W.....104-33.....(H) 1992-93.....W.....78-65.....(H) 2001-02.....W.....63-60.....(N)	DELTA STATE1-2 HOME.....AWAY.....NEUTRAL 0-0.....0-0.....1-0 1976-77.....L.....60-106.....(H) 1978-79.....L.....64-93.....(H) 1982-83.....W.....75-67.....(N)	DENVER1-0 HOME.....AWAY.....NEUTRAL 1-0.....0-0.....0-0 1980-81.....W.....93-41.....(H)	DEPAUL0-2 HOME.....AWAY.....NEUTRAL 0-0.....0-2.....0-0 1987-88.....L.....68-82.....(A) 2007-08.....L.....68-79.....(A)	DUKE7-28 HOME.....AWAY.....NEUTRAL 4-10.....3-13.....0-5 ACC GAMES.....7-28 HOME.....AWAY.....TOURNAMENT 4-10.....3-13.....0-5 1991-92.....W.....67-55.....(H) 1992-93.....W.....61-53.....(A) 1992-93.....W.....84-72.....(A) 1993-94.....W.....74-67.....(H) 1993-94.....L.....60-66.....(A) 1994-95.....W.....78-73.....(H) 1994-95.....L.....68-84.....(A) 1995-96.....L.....71-75.....(H) 1995-96.....L.....30-92.....(A) 1996-97.....L.....47-61.....(H) 1996-97.....L.....46-87.....(A) 1997-98.....L.....70-77.....(H) 1997-98.....L.....76-96.....(A) 1998-99.....L.....67-79.....(A) 1998-99.....L.....72-91.....(A) 1999-00.....L.....75-92.....(H) 1999-00.....L.....57-90.....(N) 1999-00.....L.....54-59.....(H) 1999-00.....L.....52-87.....(A) 2000-01.....L.....65-92.....(H) 2000-01.....W.....60-73.....(A) 2000-01.....W.....71-69.....(N) 2001-02.....L.....56-72.....(N) 2001-02.....L.....80-102.....(H) 1991-92.....L.....55-88.....(A) 1992-93.....W.....66-82.....(N) 2002-03.....L.....63-81.....(A) 2003-04.....L.....49-70.....(H) 2003-04.....L.....66-79.....(A) 2004-05.....W.....80-74.....(A) 2004-05.....L.....64-75.....(A) 2005-06.....L.....68-87.....(H) 2006-07.....L.....60-73.....(A) 2007-08.....L.....38-70.....(A) 2007-08.....L.....67-81.....(N)	DUQUESNE0-2 HOME.....AWAY.....NEUTRAL 0-1.....0-1.....0-0 1996-97.....L.....58-61.....(H) 1997-98.....L.....61-92.....(A)	EAST CAROLINA1-2 HOME.....AWAY.....NEUTRAL 0-1.....1-0.....0-0 1979-80.....L.....61-69.....(H) 1980-81.....L.....67-78.....(A) 2006-07.....W.....62-44.....(A)	EASTERN KENTUCKY2-0 HOME.....AWAY.....NEUTRAL 2-0.....0-0.....0-0 1991-92.....W.....72-65.....(H) 2004-05.....W.....70-53.....(H)	EAST TENNESSEE STATE1-0 HOME.....AWAY.....NEUTRAL 1-0.....0-0.....0-0 2001-02.....W.....99-66.....(H)	FAIRFIELD1-1 HOME.....AWAY.....NEUTRAL 0-0.....0-0.....1-1 1984-85.....L.....64-71.....(N) 2006-07.....W.....69-54.....(N)	FAIRLEIGH-DICKINSON1-0 HOME.....AWAY.....NEUTRAL 0-0.....0-0.....1-0 2003-04.....W.....88-77.....(N)	FLAGLER3-4 1973-74.....W.....53-35.....(H)L.....31-41.....(H)W.....76-38.....(H) 1974-75.....L.....51-60.....(H)L.....52-59.....(H)W.....59-55.....(H)L.....45-53.....(H)	FLORIDA28-40 HOME.....AWAY.....NEUTRAL 13-14.....7-18.....5-7 1973-74.....L.....39-49.....(H)W.....52-36.....(H)
---	--	---	--	---	---	--	--	--	--	--	---	---	--	---	---

.....W.....32-31.....(H) 1974-75.....L.....48-45.....(H)L.....44-67.....(H)W.....53-47.....(A)L.....41-49.....(A)W.....44-28.....(N) 1975-76.....L.....65-59.....(H)L.....45-64.....(A)L.....45-68.....(A)L.....39-65.....(N) 1976-77.....L.....54-80.....(A)L.....65-67.....(A)L.....60-72.....(N) 1977-78.....W.....93-66.....(H)L.....63-102.....(A)W.....100-80.....(N) 1978-79.....W.....88-79.....(H)W.....91-72.....(A)W.....89-85.....(H) 1979-80.....W.....101-94.....(N)W.....92-77.....(A)W.....88-84.....(H)L.....67-78.....(H)W.....71-84.....(N) 1980-81.....W.....90-48.....(H)L.....81-83.....(A) 1981-82.....L.....60-63.....(H) 1982-83.....W.....86-79.....(A)W.....68-63.....(A) 1983-84.....W.....74-70.....(H)L.....57-65.....(A) 1984-85.....L.....43-64.....(A)L.....58-79.....(A) 1985-86.....L.....66-77.....(H)L.....76-81.....(H) 1986-87.....L.....65-69.....(H)L.....59-70.....(H) 1987-88.....W.....71-55.....(H) 1988-89.....L.....60-63.....(A) 1989-90.....W.....65-62.....(H) 1990-91.....W.....79-68.....(H) 1991-92.....W.....90-78.....(OT)(H) 1992-93.....L.....78-81.....(A) 1993-94.....L.....54-73.....(H) 1994-95.....L.....80-91.....(H)L.....86-74.....(A) 1995-96.....L.....26-74.....(H)L.....37-76.....(H) 1996-97.....L.....48-75.....(N)L.....59-77.....(A) 1997-98.....L.....64-73.....(A)L.....57-69.....(H) 1998-99.....L.....89-106.....(H) 1999-00.....L.....74-82.....(H) 2000-01.....L.....65-79.....(H) 2001-02.....L.....74-78.....(OT)(H) 2002-03.....L.....69-80.....(A) 2003-04.....L.....72-64.....(A) 2004-05.....W.....72-62.....(H) 2005-06.....W.....82-62.....(H) 2006-07.....W.....62-72.....(A) 2006-07.....W.....88-66.....(H) 2007-08.....L.....81-78.....(A)	FLORIDA ATLANTIC7-2 HOME.....AWAY.....NEUTRAL 5-0.....2-2.....0-0 1986-87.....L.....38-42.....(A) 1991-92.....W.....96-64.....(A) 1992-93.....W.....97-67.....(H) 1993-94.....L.....64-67.....(H) 1994-95.....W.....69-55.....(H) 1995-96.....W.....69-65.....(H) 1996-97.....W.....69-64.....(A) 1996-97.....W.....79-63.....(H) 2004-05.....W.....65-40.....(H) 2005-06.....W.....76-63.....(A)	FLORIDA A&M22-8 HOME.....AWAY.....NEUTRAL 11-4.....7-3.....1-1 1974-75.....W.....47-34.....(H)W.....45-26.....(H) 1977-78.....W.....84-59.....(H) 1978-79.....L.....79-84.....(H) 1979-80.....W.....61-77.....(A) 1980-81.....L.....60-67.....(A)W.....76-61.....(H) 1981-82.....L.....86-87.....(A)W.....59-58.....(H) 1982-83.....W.....76-65.....(N)W.....66-60.....(A) 1983-84.....W.....82-65.....(H) 1984-85.....L.....80-64.....(A) 1985-86.....L.....57-61.....(H) 1986-87.....W.....65-83.....(H) 1986-87.....W.....79-72.....(H) 1987-88.....L.....68-73.....(N) 1988-89.....W.....75-68.....(H) 1989-90.....W.....87-60.....(H) 1990-91.....W.....92-62.....(H) 1991-92.....W.....100-71.....(A) 1992-93.....W.....79-58.....(H) 1993-94.....W.....70-68.....(A) 1994-95.....L.....65-73.....(H) 1995-96.....L.....90-65.....(H) 1996-97.....W.....91-59.....(H) 1997-98.....W.....79-70.....(H) 2004-05.....W.....85-66.....(H)	FLORIDA GULF COAST1-0 HOME.....AWAY.....NEUTRAL 0-0.....1-0.....0-0 2007-08.....W.....93-53.....(A)	FLORIDA INTERNATIONAL7-2 HOME.....AWAY.....NEUTRAL 2-2.....2-0.....1-0 1975-76.....W.....58-35.....(H)W.....81-44.....(A) 1981-82.....W.....74-64.....(A) 1982-83.....W.....77-65.....(H) 1997-98.....L.....65-66.....(H) 1998-99.....L.....62-75.....(H) 1999-00.....W.....76-55.....(A) 2002-03.....W.....77-51.....(H) 2007-08.....W.....70-50.....(N)
---	--	--	---	---

RECORDS

Series Records

FLORIDA SOUTHERN1-0	1984-85.....W.....97-58
FORDHAM6-0	1984-85.....W.....88-81 (N)
HOMENEUTRAL	2001-01.....W.....73-52 (A)
AWAY2-0	2004-05.....W.....65-61 (N)
1-0.....3-0	2005-06.....W.....73-50 (A)
1984-85.....W.....88-81 (N)	2006-07.....W.....84-34 (A)
2001-01.....W.....73-52 (A)	2007-08.....W.....77-42 (H)
2004-05.....W.....65-61 (N)	
2005-06.....W.....73-50 (A)	
2006-07.....W.....84-34 (A)	
2007-08.....W.....77-42 (H)	
FORT VALLEY0-1	1974-75.....L.....43-58
FRESNO STATE1-0	
HOMENEUTRAL	
AWAY1-0	
0-0.....0-0	1994-95.....W.....67-62 (N)
1994-95.....W.....67-62 (N)	
FURMAN1-0	
HOMENEUTRAL	
AWAY1-0	
0-0.....0-0	1995-96.....W.....60-56 (N)
1995-96.....W.....60-56 (N)	
GEORGETOWN1-1	
HOMENEUTRAL	
AWAY1-0	
0-0.....0-1	1984-85.....L.....69-77 (A)
1984-85.....L.....69-77 (A)	1985-86.....W.....78-74 (N)
1985-86.....W.....78-74 (N)	
GEORGIA0-7	
HOMENEUTRAL	
AWAY0-2	
0-2.....0-3	1987-88.....L.....72-91 (H)
1987-88.....L.....72-91 (H)	1988-89.....L.....70-90 (H)
1988-89.....L.....70-90 (H)	1989-90.....L.....76-80 (H)
1989-90.....L.....76-80 (H)	1990-91.....L.....71-91 (A)
1990-91.....L.....71-91 (A)	1998-99.....L.....72-95 (A)
1998-99.....L.....72-95 (A)	2006-07.....L.....60-73 (N)
2006-07.....L.....60-73 (N)	2007-08.....L.....62-71 (OT) (N)
2007-08.....L.....62-71 (OT) (N)	
GEORGIA SOUTHERN4-5	
HOMENEUTRAL	
AWAY2-2	
2-2.....2-1	1974-75.....L.....53-65 (H)
1974-75.....L.....53-65 (H)	1975-76.....L.....54-83 (A)
1975-76.....L.....54-83 (A)	1977-78.....L.....59-86 (A)
1977-78.....L.....59-86 (A)	1981-82.....L.....78-81 (H)
1981-82.....L.....78-81 (H)	1987-88.....W.....83-77 (OT) (A)
1987-88.....W.....83-77 (OT) (A)	1988-89.....W.....105-78 (H)
1988-89.....W.....105-78 (H)	1989-90.....W.....80-49 (A)
1989-90.....W.....80-49 (A)	2005-06.....W.....82-51 (H)
2005-06.....W.....82-51 (H)	
GEORGIA STATE1-1	
HOMENEUTRAL	
AWAY0-0	
1-0.....0-1	1980-81.....L.....79-96 (A)
1980-81.....L.....79-96 (A)	2002-03.....W.....73-60 (H)
2002-03.....W.....73-60 (H)	
GEORGIA TECH17-18	
HOMENEUTRAL	
AWAY9-8	
9-9.....9-7	1974-75.....W.....58-22 (H)
1974-75.....W.....58-22 (H)	1980-81.....L.....84-97 (A)
1980-81.....L.....84-97 (A)	1991-92.....L.....68-70 (H)
1991-92.....L.....68-70 (H)	1992-93.....W.....77-66 (A)
1992-93.....W.....77-66 (A)	1993-94.....W.....79-71 (H)
1993-94.....W.....79-71 (H)	1994-95.....L.....46-61 (H)
1994-95.....L.....46-61 (H)	1995-96.....L.....62-65 (H)
1995-96.....L.....62-65 (H)	1996-97.....L.....51-63 (A)
1996-97.....L.....51-63 (A)	1997-98.....W.....60-58 (A)
1997-98.....W.....60-58 (A)	1998-99.....L.....57-68 (H)
1998-99.....L.....57-68 (H)	1999-00.....W.....65-97 (H)
1999-00.....W.....65-97 (H)	2000-01.....W.....77-74 (A)
2000-01.....W.....77-74 (A)	2001-02.....W.....66-65 (A)
2001-02.....W.....66-65 (A)	2002-03.....W.....89-69 (H)
2002-03.....W.....89-69 (H)	2003-04.....L.....87-78 (H)
2003-04.....L.....87-78 (H)	2004-05.....L.....56-73 (H)
2004-05.....L.....56-73 (H)	2005-06.....W.....66-47 (H)
2005-06.....W.....66-47 (H)	2006-07.....L.....58-59 (H)
2006-07.....L.....58-59 (H)	2007-08.....W.....63-52 (A)
2007-08.....W.....63-52 (A)	
HARVARD1-0	
HOMENEUTRAL	
AWAY0-0	
1-0.....0-0	2003-04.....W.....96-82 (H)
2003-04.....W.....96-82 (H)	
HIGH POINT1-0	
HOMENEUTRAL	
AWAY0-0	
1-0.....0-0	2006-07.....W.....67-39 (H)
2006-07.....W.....67-39 (H)	
HOFSTRA1-0	
HOMENEUTRAL	
AWAY0-0	
0-0.....0-0	2007-08.....W.....72-54 (N)
2007-08.....W.....72-54 (N)	
HOWARD1-0	
HOMENEUTRAL	
AWAY0-0	
1-0.....0-0	1988-89.....W.....101-73 (H)
1988-89.....W.....101-73 (H)	
IDAHO0-1	
HOMENEUTRAL	
AWAY0-0	
0-0.....0-0	1983-84.....L.....74-75 (N)
1983-84.....L.....74-75 (N)	
INDIANA3-1	
HOMENEUTRAL	
AWAY2-0	
1-1.....2-0	

1980-81.....L.....76-79 (H)	2001-02.....W.....62-61 (A)	2002-03.....W.....58-47 (H)	2007-08.....W.....85-78 (A)
IOWA STATE0-1			
HOMENEUTRAL			
AWAY0-1			
0-0.....0-0	2000-01.....L.....70-85 (N)		
2000-01.....L.....70-85 (N)			
IUPUI1-0			
HOMENEUTRAL			
AWAY0-0			
1-0.....0-0	2001-02.....W.....78-68 (A)		
2001-02.....W.....78-68 (A)			
JACKSONVILLE2-0			
HOMENEUTRAL			
AWAY0-0			
1-0.....1-0	2001-02.....W.....97-51 (H)		
2001-02.....W.....97-51 (H)	2002-03.....W.....71-51 (A)		
2002-03.....W.....71-51 (A)			
JOHN ABBOTT2-0			
HOMENEUTRAL			
AWAY0-0			
0-0.....0-0	1976-77.....W.....62-60 (A)		
1976-77.....W.....62-60 (A)	1977-78.....W.....71-67 (H)		
1977-78.....W.....71-67 (H)			
JUDSON COLLEGE1-0			
HOMENEUTRAL			
AWAY0-0			
1-0.....0-0	1976-77.....W.....97-79 (H)		
1976-77.....W.....97-79 (H)			
KANSAS1-0			
HOMENEUTRAL			
AWAY0-0			
1-0.....0-0	1983.....W.....91-62 (A)		
1983.....W.....91-62 (A)			
KENT STATE1-0			
HOMENEUTRAL			
AWAY0-0			
0-0.....0-0	1981.....W.....80-66 (N)		
1981.....W.....80-66 (N)			
KENTUCKY0-1			
HOMENEUTRAL			
AWAY1-0			
0-0.....0-0	1993-94.....L.....55-58 (N)		
1993-94.....L.....55-58 (N)			
LAMAR1-0			
HOMENEUTRAL			
AWAY1-0			
0-0.....0-0	1991-92.....W.....78-67 (N)		
1991-92.....W.....78-67 (N)			
LEWIS1-0			
HOMENEUTRAL			
AWAY0-0			
0-0.....0-0	1981-82.....W.....94-46 (N)		
1981-82.....W.....94-46 (N)			
LIPSCOMB2-0			
HOMENEUTRAL			
AWAY0-0			
1-0.....1-0	2004-05.....W.....73-49 (A)		
2004-05.....W.....73-49 (A)	2005-06.....W.....92-42 (H)		
2005-06.....W.....92-42 (H)			
LONG BEACH STATE1-0			
HOMENEUTRAL			
AWAY0-0			
1-0.....0-0	1998-99.....W.....94-64 (H)		
1998-99.....W.....94-64 (H)			
LOUISIANA STATE2-5			
HOMENEUTRAL			
AWAY2-2			
2-2.....0-1	1989-90.....L.....65-68 (H)		
1989-90.....L.....65-68 (H)	1990-91.....W.....89-82 (H)		
1990-91.....W.....89-82 (H)	1991-92.....L.....88-96 (A)		
1991-92.....L.....88-96 (A)	1992-93.....W.....79-59 (H)		
1992-93.....W.....79-59 (H)	2003-04.....L.....68-75 (N)		
2003-04.....L.....68-75 (N)	2006-07.....L.....43-55 (N)		
2006-07.....L.....43-55 (N)	2007-08.....L.....61-73 (H)		
2007-08.....L.....61-73 (H)			
LOUISIANA TECH1-2			
HOMENEUTRAL			
AWAY0-1			
0-1.....0-1	1997-98.....L.....60-86 (A)		
1997-98.....L.....60-86 (A)	1998-99.....W.....72-88 (H)		
1998-99.....W.....72-88 (H)	2005-06.....W.....80-71 (N)		
2005-06.....W.....80-71 (N)			
LOUISVILLE12-10			
HOMENEUTRAL			
AWAY6-3			
6-3.....5-6	1978-79.....L.....60-94 (N)		
1978-79.....L.....60-94 (N)	1979-80.....L.....67-86 (H)		
1979-80.....L.....67-86 (H)	1981-82.....L.....73-89 (A)		
1981-82.....L.....73-89 (A)	1982-83.....L.....56-67 (H)		
1982-83.....L.....56-67 (H)	1983-84.....L.....65-81 (H)		
1983-84.....L.....65-81 (H)	1984-85.....L.....77-88 (A)		
1984-85.....L.....77-88 (A)	1985-86.....W.....74-89 (A)		
1985-86.....W.....74-89 (A)	1986-87.....W.....67-64 (H)		
1986-87.....W.....67-64 (H)	1987-88.....W.....74-82 (A)		
1987-88.....W.....74-82 (A)	1988-89.....W.....99-65 (H)		
1988-89.....W.....99-65 (H)	1989-90.....W.....82-76 (H)		
1989-90.....W.....82-76 (H)	1990-91.....W.....69-66 (H)		
1990-91.....W.....69-66 (H)	1991-92.....W.....83-70 (H)		
1991-92.....W.....83-70 (H)	1992-93.....W.....86-52 (A)		
1992-93.....W.....86-52 (A)	2004-05.....W.....83-70 (A)		
2004-05.....W.....83-70 (A)			
LOYOLA-CHICAGO1-0			
HOMENEUTRAL			
AWAY0-0			
0-0.....0-0	1999-00.....W.....102-70 (A)		
1999-00.....W.....102-70 (A)			
MARYLAND12-22			
HOMENEUTRAL			
AWAY8-7			
8-7.....3-12	1991-92.....L.....64-79 (H)		
1991-92.....L.....64-79 (H)	1992-93.....W.....70-101 (A)		
1992-93.....W.....70-101 (A)	1993-94.....L.....68-61 (A)		
1993-94.....L.....68-61 (A)	1994-95.....L.....61-74 (A)		
1994-95.....L.....61-74 (A)	1995-96.....L.....54-69 (H)		
1995-96.....L.....54-69 (H)	1996-97.....L.....39-81 (A)		
1996-97.....L.....39-81 (A)	1997-98.....W.....56-70 (H)		
1997-98.....W.....56-70 (H)	1998-99.....L.....56-72 (N)		
1998-99.....L.....56-72 (N)	1999-00.....L.....49-72 (H)		
1999-00.....L.....49-72 (H)	2000-01.....L.....63-75 (A)		
2000-01.....L.....63-75 (A)	2001-02.....L.....58-65 (H)		
2001-02.....L.....58-65 (H)			

1997-98.....L.....59-79 (A)	1998-99.....L.....53-50 (H)	1999-00.....L.....49-77 (A)	2000-01.....L.....76-94 (A)	2001-02.....L.....69-63 (A)	2002-03.....L.....67-68 (A)	2003-04.....W.....66-52 (H)	2004-05.....W.....65-60 (H)	2005-06.....W.....69-38 (H)	2006-07.....W.....77-65 (A)	2007-08.....L.....50-62 (A)	2008-09.....W.....60-55 (H)	2009-10.....W.....76-61 (A)	2010-11.....L.....61-66 (H)	2011-12.....W.....82-77 (H)	2012-13.....L.....67-76 (A)	2013-14.....L.....47-62 (N)	2014-15.....W.....95-91 (OT) (H)	2015-16.....L.....57-75 (A)	2016-17.....L.....60-74 (A)	2017-18.....L.....84-92 (OT) (A)
McNEESE STATE1-0																				
HOMENEUTRAL																				
AWAY0-0																				
0-0.....0-0	1981-82.....W.....69-62 (N)																			
1981-82.....W.....69-62 (N)																				
MEMPHIS9-13																				
HOMENEUTRAL																				
AWAY4-6																				
4-6.....4-5	1977-78.....L.....69-91 (H)																			
1977-78.....L.....69-91 (H)	1978-79.....L.....78-101 (H)																			
1978-79.....L.....78-101 (H)	1981-82.....L.....9																			

RECORDS

Series Records

2005-06 L 51-68 (A)
 2006-07 L 59-80 (H)
 2007-08 L 77-97 (A)

N. CAROLINA-ASHEVILLE 2-0
HOME AWAY NEUTRAL
 2-0 0-0 (A)
 1988-89 W 99-58 (H)
 2000-01 W 89-64 (H)

CHARLOTTE 1-1
HOME AWAY NEUTRAL
 0-1 1-0 (A)
 1989-90 L 50-63 (H)
 2004-05 W 83-72 (N)

NC STATE 8-24
HOME AWAY NEUTRAL
 6-9 2-13 (A)
ACC GAMES 5-26
HOME AWAY TOURNAMENT
 6-9 2-13 0-2

1991-92 W 76-75 (H)
 W 86-79 (A)
 1992-93 L 67-75 (A)
 L 74-75 (H)
 1993-94 L 46-51 (A)
 W 59-58 (A)
 1994-95 L 68-91 (A)
 L 55-70 (H)
 1995-96 L 71-76 (H)
 L 64-78 (A)
 1996-97 L 52-88 (H)
 L 36-75 (A)
 1997-98 L 60-72 (A)
 L 62-72 (H)
 1998-99 L 54-83 (H)
 L 59-84 (A)
 1999-00 L 58-62 (H)
 L 62-72 (A)
 2000-01 W 74-70 (H)
 L 66-85 (A)
 2001-02 W 80-74 (H)
 L 60-64 (A)
 2002-03 W 64-55 (H)
 L 52-57 (A)
 2003-04 L 64-79 (H)
 L 55-65 (A)
 2004-05 L 43-71 (H)
 W 75-61 (N)
 2005-06 W 60-64 (N)
 L 51-68 (A)
 2006-07 L 49-76 (N)
 L 57-54 (H)

NORTHEAST MISSOURI 1-0
 1978-79 W 87-67

NORTHERN ARIZONA 0-1
HOME AWAY NEUTRAL
 0-0 0-1 (A)
 2002-03 L 69-79 (A)

NORTHERN ILLINOIS 1-1
HOME AWAY NEUTRAL
 1-0 0-1 0-0
 1991-92 W 99-74 (H)
 1992-93 L 80-86 (A)

NW LOUISIANA 1-0
HOME AWAY NEUTRAL
 1-0 0-0 0-0
 1979-80 W 85-81 (H)

OAKLAND 1-1
HOME AWAY NEUTRAL
 1-0 0-1 0-0
 2006-07 W 74-69 (H)
 2007-08 L 75-85 (A)

OHIO STATE 1-0
HOME AWAY NEUTRAL
 0-0 0-0 1-0
 2007-08 W 60-49 (N)

OLD DOMINION 1-1
HOME AWAY NEUTRAL
 0-0 0-1 1-0
 1981-82 L 65-100 (A)
 2006-07 W 85-75 (N)

OKLAHOMA STATE 1-1
HOME AWAY NEUTRAL
 0-0 0-0 1-1
 1982-83 W 72-52 (N)
 2007-08 L 72-73 (OT) (N)

ORAL ROBERTS 2-1
HOME AWAY NEUTRAL
 2-1 0-0 0-0
 1979-80 L 68-74 (H)
 1991-92 W 104-59 (H)
 1992-93 W 74-53 (H)

OREGON STATE 0-1
HOME AWAY NEUTRAL
 0-0 0-0 0-1
 1981-82 L 60-76 (N)

PENSACOLA JC 2-0
 1975-76 W 73-51 (A)
 1976-77 W 86-40

PENN STATE 0-3
HOME AWAY NEUTRAL
 0-1 0-0 0-2
 1982-83 L 84-86 (N)
 1983-84 L 68-96 (N)
 1989-90 L 73-83 (H)

PEPPERDINE 1-1
HOME AWAY NEUTRAL
 0-0 0-1 1-0
 1981-82 W 76-63 (N)
 1998-99 L 72-75 (A)

PURDUE 1-0
HOME AWAY NEUTRAL
 0-0 1-0 0-0
 1981-82 W 65-39 (A)

RADFORD 0-1
HOME AWAY NEUTRAL
 1-0 0-0 0-0
 1985-86 L 80-87 (H)

RHODE ISLAND 0-1
HOME AWAY NEUTRAL
 0-1 0-0 0-0
 1993-94 L 71-76 (H)

RICE 1-0
HOME AWAY NEUTRAL
 1-0 0-0 0-0
 1986-87 W 62-50 (H)

RICHMOND 2-1
HOME AWAY NEUTRAL
 0-0 0-1 2-0
 1993-94 W 70-66 (N)
 2003-04 L 77-84 (A)
 2004-05 W 87-54 (N)

ROLLINS COLLEGE 4-0
 1974-75 W 61-48 (A)
 1975-76 W 56-43 (H)
 1976-77 W 64-56 (H)
 W 87-52

SAMFORD 1-0
HOME AWAY NEUTRAL
 1-0 0-0 0-0
 2007-08 W 52-51 (H)

ST. FRANCIS COLLEGE 1-0
HOME AWAY NEUTRAL
 0-0 0-1 0-0
 2000-01 W 73-65 (A)

ST. JOSEPH 2-0
HOME AWAY NEUTRAL
 1-0 0-1 0-0
 1982-83 W 59-54 (A)
 2001-02 W 72-45 (H)

ST. JOHN'S 1-0
HOME AWAY NEUTRAL
 0-0 0-0 1-0
 1999-00 W 64-56 (N)

ST. LOUIS 1-0
HOME AWAY NEUTRAL
 0-0 0-0 1-0
 1980-81 W 78-56 (N)

ST. MARY'S 1-0
HOME AWAY NEUTRAL
 0-0 0-0 1-0
 2001-02 W 78-57 (N)

SAN FRANCISCO 0-1
HOME AWAY NEUTRAL
 0-0 0-1 0-0
 2006-07 L 64-67 (A)

SAVANNAH STATE 1-1
HOME AWAY NEUTRAL
 1-0 0-0 0-0
 1974-75 L 48-70 (College) (H)
 2003-04 W 107-28 (H)

SHORTER COLLEGE 0-4
 1974-75 L 52-65 (A)
 L 63-78 (A)
 L 36-54 (A)
 L 35-69

SOUTH ALABAMA 6-3
HOME AWAY NEUTRAL
 2-2 1-1 1-0
 1976-77 W 87-66 (H)
 1978-79 W 76-43 (A)
 1980-81 L 79-82 (A)
 W 80-67 (H)
 1981-82 W 99-44 (H)
 1986-87 L 58-76 (H)
 L 64-99 (H)
 1989-90 W 89-82 (N)
 2003-04 W 67-61 (A)

SOUTH CAROLINA 2-16
HOME AWAY NEUTRAL
 0-9 1-6 1-1
 1977-78 L 52-115 (N)
 1979-80 L 68-93 (H)
 1980-81 L 57-69 (A)
 1981-82 L 81-82 (H)
 1983-84 L 62-69 (A)
 1984-85 L 61-70 (H)
 1985-86 L 57-81 (H)
 1986-87 L 56-63 (H)
 L 61-64 (A)
 1987-88 L 55-85 (A)
 L 86-96 (A)
 1988-89 L 82-99 (A)
 L 68-76 (H)
 1989-90 L 72-75 (H)
 L 59-75 (A)
 1990-91 W 69-60 (A)
 L 91-92 (H)
 W 54-53 (N)

SOUTH FLORIDA 32-4
 1973-74 W 62-41 (N)
 1974-75 W 68-40 (H)
 W 70-53 (H)
 1975-76 W 57-41 (A)
 1976-77 W 69-46 (A)
 1977-78 W 72-58 (A)
 W 84-76 (OT) (H)
 L 65-70 (A)
 W 86-61 (A)
 1978-79 W 89-80 (H)
 W 73-56 (H)
 W 90-56 (A)
 1979-80 W 87-58 (A)
 1980-81 W 100-88 (A)
 W 70-41 (A)
 1981-82 W 71-61 (A)
 W 80-60 (A)
 W 77-49 (H)
 1982-83 W 71-52

1983-84 W 81-73 (A)
 1984-85 L 71-79 (H)
 W 74-69 (A)
 1985-86 W 58-47 (A)
 W 78-68 (H)
 1988-89 W 85-74 (H)
 W 94-85 (A)

1992-93 W 87-68 (H)
 1994-95 W 64-45 (H)
 1995-96 W 56-55 (N)
 1996-97 W 68-59 (A)
 1997-98 W 71-59 (N)
 1998-99 L 83-74 (H)
 1999-00 L 74-84 (A)
 2002-03 W 82-78 (A)
 2003-04 W 65-58 (H)

SE LOUISIANA 1-1
HOME AWAY NEUTRAL
 0-0 1-0 0-0
 1979-80 L 70-73 (A)
 1980-81 W 94-68 (A)

SE MISSOURI STATE 1-0
HOME AWAY NEUTRAL
 0-0 1-0 0-0
 2006-07 W 64-50 (A)

SOUTHERN ILLINOIS 0-1
HOME AWAY NEUTRAL
 0-0 0-0 0-0
 1994-95 L 52-56 (N)

SOUTHERN MISS 4-16
HOME AWAY NEUTRAL
 3-6 1-8 0-2
 1979-80 L 65-107 (N)
 1980-81 L 69-73 (A)
 1981-82 L 84-94 (H)
 1982-83 L 75-84 (A)
 L 53-58 (H)
 1984-85 L 52-81 (A)
 L 61-66 (H)
 1985-86 L 67-74 (H)
 L 76-89 (H)
 1986-87 W 64-62 (A)
 L 75-84 (H)
 1987-88 L 60-69 (H)
 L 68-84 (A)
 1988-89 W 78-75 (A)
 L 66-84 (H)
 1989-90 L 73-77 (A)
 W 97-72 (H)
 1990-91 L 78-90 (N)
 L 96-76 (A)
 L 90-93 (A)

STANFORD 2-1
HOME AWAY NEUTRAL
 0-0 0-1 1-1
 1983-84 W 73-58 (N)
 2005-06 L 70-88 (N)
 2006-07 W 68-61 (A)

STETSON 12-4
HOME AWAY NEUTRAL
 7-2 3-2 0-0
 1976-77 W 78-29 (A)
 W 72-57 (A)
 1978-79 L 61-63 (A)
 W 89-56 (H)
 1981-82 W 81-54 (H)
 1982-83 W 102-42 (H)
 W 77-64 (A)
 1985-86 W 76-72 (A)
 L 68-74 (H)
 L 50-55 (H)
 1987-88 L 69-75 (A)
 1988-89 W 70-64 (H)
 1989-90 W 77-70 (H)
 1990-91 W 114-71 (H)
 1996-97 W 80-56 (H)
 2006-07 L 70-44 (H)

TALLADEGA COLLEGE 0-1
 1975-76 L 55-100

TAMPA 6-0
HOME AWAY NEUTRAL
 3-0 0-0 0-0
 1974-75 W 48-36 (A)
 1975-76 W 66-48 (A)
 W 82-50 (H)
 1981-82 W 90-50 (H)
 1985-86 W 88-77 (H)
 1994-95 W 64-62 (H)

TEMPLE 1-1
HOME AWAY NEUTRAL
 0-0 1-0 0-1
 1982-83 W 74-69 (A)
 1995-96 L 67-72 (N)

TENNESSEE 0-2
HOME AWAY NEUTRAL
 0-1 0-1 0-0
 1984-85 L 56-67 (H)
 1985-86 L 43-89 (A)

TENNESSEE TECH 1-0
HOME AWAY NEUTRAL
 0-0 0-0 0-1
 1992-93 W 88-72 (N)

TEXAS 0-1
HOME AWAY NEUTRAL
 0-0 0-0 0-1
 1983-84 L 43-89 (N)

TEXAS ARLINGTON 1-0
HOME AWAY NEUTRAL
 1-0 0-0 0-0
 2004-05 W 72-70 (H)
TEXAS A&M 0-1
HOME AWAY NEUTRAL
 0-0 0-1 0-0
 2007-08 L 67-81 (A)

TCU 0-1
HOME AWAY NEUTRAL
 0-0 0-0 0-1
 2003-04 L 68-81 (N)

TEXAS TECH 0-1
HOME AWAY NEUTRAL
 0-0 0-0 0-1
 1983-84 L 43-89 (N)

TIFT 1-0
 1974-75 W 58-47

TOLEDO 1-0
HOME AWAY NEUTRAL
 1-0 0-0 0-0
 1986-87 W 80-64 (H)

TOWSON 1-0
HOME AWAY NEUTRAL
 2004-05 W 67-56 (N)

TROY 2-2
HOME AWAY NEUTRAL
 2-0 0-1 0-1
 1977-78 W 71-61 (A)
 L 63-80 (A)
 1979-80 L 78-92 (N)
 2003-04 W 80-42 (H)

TULANE 11-7
HOME AWAY NEUTRAL
 7-3 3-4 1-0
 1978-79 L 65-78 (H)
 1979-80 L 74-95 (H)
 L 65-75 (H)
 1980-81 L 60-70 (A)
 1981-82 W 89-70 (A)
 1982-83 W 81-56 (H)
 W 91-65 (A)
 1983-84 L 71-77 (A)
 W 86-79 (H)
 1984-85 L 56-59 (A)
 W 81-47 (H)
 1985-86 W 71-70 (H)
 L 60-75 (A)
 1989-90 W 103-66 (H)
 1990-91 W 100-45 (A)
 W 87-60 (H)
 2000-01 W 104-66 (A)
 W 72-70 (N)

TULSA 3-1
HOME AWAY NEUTRAL
 2-0 1-1 0-0
 1998-99 W 76-67 (H)
 1999-00 W 77-70 (H)
 2005-06 L 71-80 (A)
 2006-07 W 60-43 (H)

VALDOSTA STATE 1-11
HOME AWAY NEUTRAL
 0-1 0-1 1-1
 1974-75 L 42-53 (A)
 L 50-54 (A)
 L 33-49 (A)
 1975-76 L 44-91 (A)
 L 50-101 (H)
 1976-77 L 65-104 (A)
 L 60-92 (H)
 1977-78 L 57-92 (N)
 1980-81 L 58-62 (N)
 1981-82 W 82-69 (H)
 1986-87 L 66-75 (A)
 1987-88 L 77-83 (A)

VIRGINIA 8-29
HOME AWAY NEUTRAL
 4-13 3-14 1-2
ACC GAMES 8-29
HOME AWAY TOURNAMENT
 4-13 3-14 1-2

1990-91 L 77-92 (A)
 1991-92 L 60-87 (H)
 L 43-81 (A)
 1992-93 L 66-78 (A)
 L 68-76 (A)
 1993-94 L 56-82 (A)
 L 50-59 (H)
 1994-95 L 60-76 (H)
 L 45-79 (A)
 1995-96 L 58-91 (A)
 L 40-81 (H)
 L 50-83 (N)
 1996-97 L 57-67 (H)
 L 44-73 (A)
 1997-98 L 76-83 (OT) (H)
 1998-99 L 71-80 (H)
 L 55-73 (A)
 1999-00 L 73-76 (H)
 L 59-74 (A)
 2000-01 W 60-58 (H)
 W 65-77 (A)
 W 83-77 (N)
 2001-02 L 62-66 (A)
 L 54-57 (H)
 2002-03 W 55-46 (H)
 L 55-63 (A)
 2003-04 L 80-82 (OT) (H)
 W 73-71 (A)
 2004-05 L 62-77 (H)
 L 67-71 (N)
 2005-06 W 60-46 (H)
 W 67-58 (A)
 2006-07 W 63-47 (H)
 W 79-77 (H)
 2007-08 L 66-69 (OT) (H)
 L 58-77 (A)

VIRGINIA TECH 15-9
HOME AWAY NEUTRAL
 10-2 5-5 0-2
ACC GAMES 4-1
HOME AWAY TOURNAMENT
 2-1 2-0 0-0
 1979-80 W 67-57 (H)
 W 84-77 (H)
 1981-82 W 93-82 (H)
 1983-84 L 63-68 (A)
 1984-85 W 85-77 (H)
 L 65-86 (N)

RECORDS

Series Records

1985-86	L	68-73	(A)	1993-94	W	77-73	(H)
1986-87	W	78-91	(A)	1993-94	W	66-60	(H)
	W	70-65	(H)		L	79-82	(A)
	L	67-68	(N)		L	57-72	(N)
1987-88	W	61-59	(H)	1994-95	W	68-61	(A)
	L	81-97	(A)		L	61-66	(H)
1988-89	L	67-68	(A)	1995-96	L	71-88	(H)
	W	69-66	(H)		L	82-84	(A)
1989-90	W	68-64	(A)	1996-97	L	68-79	(A)
	W	69-52	(H)		L	59-63	(H)
1990-91	W	78-64	(A)		L	59-70	(N)
	W	76-53	(H)	1997-98	W	64-63	(H)
2000-01	W	77-57	(A)		W	63-56	(A)
2004-05	W	81-78 (OT2)	(A)	1998-99	W	80-57	(H)
	W	94-83 (OT3)	(H)		L	68-80	(A)
2005-06	L	69-76	(H)	1999-00	L	59-64	(A)
2006-07	W	70-60	(A)		W	76-47	(H)
2007-08	W	67-63	(H)	2000-01	L	69-79	(A)
					W	73-61	(H)
				2001-02	L	73-77	(A)
					W	63-56	(H)
				2002-03	W	63-61	(A)
					W	62-60	(3OT) (H)
				2003-04	W	81-73	(A)
					W	67-54	(H)
				2004-05	W	71-69	(H)
				2005-06	W	70-57	(H)
				2006-07	W	74-57	(A)

WAKE FOREST	20-14		
HOME	AWAY	NEUTRAL	
11-4	7-8	2-2	
ACC GAMES	20-14		
HOME	AWAY	TOURNAMENT	
11-4	7-8	2-2	
1991-92	W	86-83	(A)
	L	64-67	(H)
1992-93	L	53-57	(A)

2007-08	W	70-53	(N)
	W	80-54	(H)
	W	57-52	(N)

WASHINGTON	AWAY	0-2	
HOME	AWAY	NEUTRAL	
2005-06	L	69-71	(H)
2006-07	L	65-84	(A)

WESTERN CAROLINA	2-0		
HOME	AWAY	NEUTRAL	
2-0	0-0	0-0	
1998-99	W	83-39	(H)
2005-06	W	75-67	(H)

WESTERN KENTUCKY	0-2		
HOME	AWAY	NEUTRAL	
0-0	0-0	0-2	
1983-84	L	74-79	(N)
1990-91	L	69-72	(N)

WEST FLORIDA	1-0	
1975-76	W	100-16

WEST GEORGIA	2-2	
1975-76	L	61-88
1976-77	L	54-79
1978-79	W	73-59

1985-86	W	67-57	(H)
WISCONSIN	1-0		
HOME	AWAY	NEUTRAL	
1-0	0-0	0-0	
1987-88	W	100-67	(H)

WISC. GREEN BAY	0-1		
HOME	AWAY	NEUTRAL	
0-0	0-0	0-1	
1994-95	L	60-88	(N)

WISC. MILWAUKEE	1-0		
HOME	AWAY	NEUTRAL	
1-0	0-0	0-0	
2003-04	W	72-70	(H)

WRIGHT STATE	1-0		
HOME	AWAY	NEUTRAL	
1-0	0-0	0-0	
2002-03	W	84-69	(H)

XAVIER	1-2		
HOME	AWAY	NEUTRAL	
1-0	0-2	0-0	
2000-01	L	72-75	(A)
2004-05	W	56-48	(H)
2005-06	L	68-75	(A)

Year-by-Year Results

1973-74 Head Coach Joel Thirer



1973-74 (3-3)		
Florida	39-49	L
Barry College	50-33	W
Florida	52-36	W
Flagler	53-35	W
Florida	32-31	W
Mercer	45-64	L
Flagler	31-41	L
South Florida	62-41	W
Flagler	76-38	W
Florida	48-45	W
Auburn	53-52	W

1974-76 Head Coach Mollie Osher



1974-75 (15-17)		
Albany State	62-55	W
Valdosta State	42-53	L
Florida A&M	77-34	W
Shorter College	52-65	L
Shorter College	63-78	L
Savannah State	48-70	L
South Florida	68-40	W
Miami-Dade South	59-41	W
Rollins College	61-48	W
Florida	44-67	L
Flagler	51-60	L
Florida	53-47	W
Georgia Tech	58-22	W
Shorter College	36-54	L
Tift	58-47	W
Valdosta State	50-54	L
Georgia Southern	53-65	L
Albany State	43-61	L
Florida A&M	47-26	W
Florida	41-49	L
Tampa	48-36	W
Flagler	52-59	L
Miami	59-45	W
South Florida	70-53	W
Florida	44-28	W

Flagler	59-55	W
Flagler	45-53	L
Miami-Dade North	59-40	W
Auburn	51-64	L
Fort Valley	43-58	L



1975-76 (11-12)		
Rollins	56-43	W
Albany State	50-71	L
West Florida	100-16	W
South Florida	57-41	W
Tampa	66-48	W
Rollins	64-56	W
Valdosta State	44-91	L
Tampa	82-50	W
West Georgia	61-88	L
Talladega College	55-100	L
College of Charleston	61-93	L
Albany State	44-73	L
Miami-Dade South	67-70	L
Florida International	58-35	W
Pensacola Jr College	73-51	W
Florida	65-59	W
Georgia Southern	54-83	L
Florida	45-64	L
Miami-Dade Dntn	73-51	W
Florida International	81-44	W
Florida	45-68	L
Valdosta State	50-101	L
Florida	39-55	L

1976-79 Head Coach Dianne Murphy



1976-77 (10-12)		
Albany State	38-87	L
Mercer	53-96	L
Florida	54-80	L
Valdosta State	65-104	L
John Abbott College	62-60	W
Stetson	78-29	W
Florida	65-67	L
Rollins	87-52	W
Central Florida	77-63	W
Dayton	104-33	W
South Alabama	87-66	W

Albany State	65-79	L
Alabama State	73-80	L
West Georgia	54-79	L
Judson College	97-79	W
Stetson	72-57	W
Pensacola Jr College	86-40	W
Valdosta State	60-92	L
South Florida	69-46	W
Florida	67-72	L
Florida	60-72	L
Delta State	60-106	L


1977-78 (3-3)

Valdosta State	57-92	L
Georgia Southern	59-86	L
Florida	93-66	W
Troy State	71-67	W
South Florida	72-58	W
Memphis State	69-91	L
South Carolina	52-115	L
Georgia Southern	69-76	L
John Abbott College	71-67	W
Florida A&M	84-69	W
Miami	66-56	W
Florida	63-102	L
South Florida (OT)	84-76	W
South Florida*	65-70	L
South Florida*	86-61	W
South Florida*	59-61	L

1978-79 (17-15)

Mississippi State	60-64	L
South Alabama	76-43	W
Mercer	73-83	L
NE Missouri	87-61	W
Stetson	61-63	L
South Florida	89-80	W
Florida	88-79	W
New Orleans	64-62	W
Tulane	65-78	L
Louisville	60-94	L
Cincinnati	61-57	W
Alabama-Birmingham	85-87	L
Memphis State	78-101	L
South Florida	73-56	W
Florida	91-72	W
Miami	79-53	W
New Orleans	101-66	W
Florida A&M	79-84	L
Louisville	73-77	L
West Georgia	73-59	W
Alabama State	73-95	L
Alabama-Birmingham	79-95	L
Miami	74-64	W
Appalachian State	83-89	L
Winthrop College	63-71	L
Florida A&M	61-77	L
Stetson	89-56	W
South Florida	90-56	W
Miami	73-57	W
Florida	89-85	W
Florida	101-94	W
Delta State	64-93	L

1979-86 Head Coach Jan Dykehouse-Allen



1979-80 (13-22)		
Mississippi State	61-73	L
Alabama-Birmingham	85-95	L
South Carolina	68-93	L
South Florida	87-58	W
Florida A&M	74-61	W
Southern Mississippi	65-107	L
Troy State	78-92	L
Belhaven	81-75	W
Miami	82-64	W
Oral Roberts	68-74	L
Virginia Tech	67-57	W
Louisville	67-86	L
Tulane	74-95	L
Mississippi College	50-90	L
Alabama	61-88	L
Alabama-Birmingham	82-96	L
Florida	92-77	W
Miami	93-74	W
East Carolina	61-69	L
Mississippi	52-80	L
Louisville	60-77	L
Mercer	86-100	L
Northwest Louisiana	85-81	W
Florida	88-84	W
Florida Southern	97-58	W
Virginia Tech	54-77	L
Southeast Louisiana	70-73	L
Tulane	65-75	L
Florida A&M	60-67	L
South Florida	100-88	W
Florida	67-78	L
Miami	72-61	W
Florida	84-76	W
Florida	71-84	L
Mercer	75-84	L



1980-81 (14-15, 1-3 Metro)				
11/20	Georgia Tech	(A)	84-97	L
11/21	Georgia State	(A)	79-96	L
11/25	South Alabama	(A)	79-82	L
11/28	Valdosta State*	(N)	58-62	L
11/29	Alabama*	(N)	77-76	W

RECORDS

Year-by-Year Results

12/3	Florida	(H)	90-48	W
12/6	Miami	(H)	87-73	W
12/12	Central Florida	(H)	92-75	W
12/13	Denver	(H)	93-41	W
12/18	Miss U/Women**	(A)	73-70	W
12/19	Central Missouri**	(N)	60-69	L
12/20	Clemson**	(N)	59-78	L
1/7	Indiana	(H)	76-79	L
1/8	East Carolina	(H)	76-78	L
1/10	Cincinnati	(A)	65-91	L
1/14	Florida A&M	(H)	76-64	W
1/16	South Florida	(H)	79-41	W
1/22	S.E. Louisiana	(A)	94-68	W
1/24	Southern Miss	(A)	69-73	L
1/26	Mercer	(H)	76-80	L
1/29	South Carolina	(A)	57-69	L
1/31	Miami	(A)	62-55	W
2/5	Tulane+	(A)	60-70	L
2/7	St. Louis+	(N)	78-56	W
2/11	Florida	(A)	81-83	L
2/12	South Florida	(A)	71-61	W
2/14	Florida A&M	(A)	76-61	W
2/16	South Alabama	(H)	80-67	W
2/17	Miami++	(N)	70-79	L

*Lady Sunshine Classic, Orlando, FL

**MUW Christmas Tournament, Columbus, MS
+Metro Conference Tournament, New Orleans, LA

++FAIA State Tournament, Daytona Beach, FL



1981-82 (23-10, 2-3 Metro)

11/23	Stetson	(H)	81-54	W
11/26	McNeese State*	(N)	69-62	W
11/28	Valdosta State*	(N)	82-69	W
12/1	Central Florida	(H)	75-65	W
12/4	Kent State**	(N)	80-66	W
12/5	Purdue**	(A)	65-39	W
12/8	Florida	(H)	60-63	L
12/11	Fla International	(A)	74-64	W
12/12	Miami	(H)	77-74	W
12/19	South Alabama	(H)	99-44	W
1/2	Lewis University+	(A)	94-46	W
1/3	Miami-Ohio+	(A)	89-68	W
1/5	North Carolina+	(A)	77-68	W
1/8	South Florida	(A)	80-60	W
1/11	Miss U - Women	(H)	76-54	W
1/13	Florida	(A)	86-79	W
1/16	Virginia Tech	(A)	93-72	W
1/17	#71 Old Dominion	(A)	65-100	L
1/20	Florida A&M	(A)	86-87	L
1/25	#147 Memphis St.	(H)	90-104	L
1/27	#12/ South Carolina	(H)	81-82	L
1/30	Southern Miss	(H)	84-94	L
2/6	Louisville	(A)	73-89	L
2/8	Tulane	(A)	89-70	W
2/10	Florida A&M	(H)	89-58	W
2/13	Miami	(H)	66-52	W
2/15	#18/ Mississippi	(H)	63-61	W
2/20	Tampa	(H)	90-50	W
2/22	South Florida	(H)	77-49	W
3/4	Miami++	(N)	84-80	W
3/6	Florida A&M++	(N)	76-65	W
3/11	Mississippi Coll [^]	(H)	71-69	W
3/11	Ga Southern [^]	(H)	78-81	L
3/12	Miss Valley [^]	(H)	83-95	L
3/25	Pepperdine#	(H)	76-63	W
3/26	Brigham Young#	(N)	75-71	W
3/27	Oregon State#	(N)	60-76	L

Record includes Feb. 5 forfeit win over St. Louis

*Lady Seminole Classic, Tallahassee, FL
**Boilermaker Premier, W. Lafayette, IN
+Hurricane New Year's Classic, Miami, FL
++FAIAW State Tournament, Daytona Beach, FL
#AIAW Region III Tournament
^NWIT



1982-83 (24-6, 5-1 Metro)

11/26	Tenn-Chatt*	(H)	94-77	W
11/27	North Carolina*	(H)	75-74	W
12/1	Albany State	(H)	94-52	W
12/4	Stetson	(H)	102-42	W
12/6	Alabama	(A)	73-64	W
12/10	#11/ Penn State**	(N)	84-86	L
12/11	Delta State**	(N)	75-67	W
12/31	Nebraska+	(N)	100-84	W
1/2	Army+	(N)	69-60	W
1/3	Oklahoma State+	(N)	72-52	W
1/6	Temple	(A)	74-69	W
1/7	St. Joseph's	(A)	59-54	W
1/11	Montclair St (OT)	(H)	89-81	W
1/15	Tulane	(H)	81-56	W
1/17	Memphis State	(A)	90-82	W
1/19	Florida A&M	(A)	66-60	W
1/22	Alabama-Birm	(A)	73-75	L
1/24	Auburn	(A)	43-73	L
1/27	Florida	(A)	68-63	W
1/28	Stetson	(A)	77-64	W
2/3	South Florida	(H)	71-52	W
2/5	Tulane	(A)	91-65	W
2/9	Florida A&M	(H)	82-65	W
2/12	Fla International	(H)	77-65	W
2/16	Alabama	(H)	61-64	L
2/19	Florida	(H)	89-67	W
2/26	Memphis State	(A)	68-66	W
3/7	Louisville++	(A)	56-67	L
3/8	Cincinnati++	(N)	84-61	W
3/18	#13/ Mississippi [^]	(A)	76-86	L

*Lady Seminole Classic, Tallahassee, FL
**Mid-American Classic, Columbia, MO
+Hurricane New Year's Classic, Miami, FL
++Metro Conference Tournament, Louisville, KY
^First Round NCAA Playoff



1983-84 (13-18, 2-9 Metro)

11/18	#16/ Arizona State*	(A)	70-85	L
11/19	Brigham Young*	(A)	61-76	L
11/26	Middle Tenn State*	(H)	75-67	W
12/2	#18/W. Kentucky**	(A)	74-79	L
12/3	Kansas**	(A)	91-62	W
12/5	Central Florida	(H)	67-60	W
12/10	South Florida	(A)	81-73	W
12/15	Alabama-Birm.	(H)	82-75	W
1/2	Penn State+	(A)	68-96	L
1/3	Stanford+	(A)	73-58	W
1/5	#16/ Missouri (OT)*	(A)	82-75	W
1/10	Louisville	(H)	65-81	L
1/13	Miami++	(H)	76-64	W
1/14	Mercer++	(H)	66-57	W
1/20	Florida	(H)	74-70	W
1/23	Memphis State	(H)	67-83	L
1/28	Tulane	(A)	71-77	L
1/30	Southern Miss	(A)	75-84	L
2/2	#10/ Auburn	(H)	53-72	L
2/4	Virginia Tech	(A)	63-68	L
2/6	South Carolina	(A)	62-69	L
2/11	Southern Miss	(H)	53-58	L
2/13	Florida	(A)	57-65	L
2/15	Florida A&M	(H)	80-64	W
2/20	Tulane	(H)	86-79	W
2/23	Alaska [^]	(A)	77-63	W
2/24	#1/ Texas [^]	(N)	43-89	L
2/26	Idaho [^]	(N)	74-75	L
3/5	Cincinnati#	(N)	83-72	W
3/7	Memphis State#	(N)	64-80	L
	Louisville		77-88	L

*Lady Buff Classic, Boulder, CO

**Louisville Tech Classic, Louisville, KY

+Miami Masonic Classic, Miami, FL

++Duval Hotel Classic, Tallahassee, FL

^Northern Lights Shootout, Anchorage, AK

#Metro Conference Tournament, Cincinnati, OH



1984-85 (7-21, 2-9 Metro)

11/14	Albany State	(H)	66-60	W
11/23	Colorado	(H)	70-61	W
11/26	Georgetown	(A)	69-77	L
12/3	Central Florida	(H)	76-93	L
12/7	Michigan	(H)	71-76	L
12/8	Wichita State	(H)	54-70	L
12/15	Miami	(A)	65-79	L
12/31	Fordham*	(A)	88-81	W
1/2	Fairfield*	(A)	64-71	L
1/6	Virginia Tech	(H)	85-77	W
1/10	Cincinnati	(A)	73-83	L
1/12	Louisville	(A)	74-89	L
1/14	S Florida (OT)	(H)	71-69	W
1/16	Florida	(A)	43-64	L
1/19	South Carolina	(H)	61-70	L
1/24	Southern Miss	(A)	61-66	L
1/26	Tulane	(A)	56-59	L
1/30	#10/ Auburn	(A)	58-76	L
2/8	#24 Tennessee	(H)	56-67	L
2/10	Tulane	(H)	81-47	W
2/12	Florida A&M	(H)	57-61	L
2/16	Southern Miss	(H)	61-66	L
2/26	Florida	(H)	58-79	L
2/23	#22 Memphis St.	(H)	64-76	L
2/25	#21 Miami	(H)	67-74	L
	Memphis State		67-84	L
3/1	South Florida	(A)	74-69	W
3/3	Virginia Tech**	(N)	65-86	L

*Women's Court Classic, Miami, FL

**Metro Conference Tournament, Hattiesburg, MS



1985-86 (12-16, 3-8 Metro)

11/23	West Georgia	(H)	67-57	W
11/29	Ga Southwest	(H)	51-58	L
11/26	Colorado State*	(A)	68-53	W
11/30	Monmouth (3OT)*	(A)	81-69	W
12/4	Tampa	(H)	88-77	W
12/6	Georgetown**	(H)	78-74	W
12/7	Radford (OT)**	(H)	80-87	L
12/16	Stetson	(A)	76-72	W
1/2	South Carolina	(A)	57-81	L
1/4	Virginia Tech	(A)	68-73	L
1/11	Louisville	(H)	67-64	W
1/13	Cincinnati	(H)	75-72	W
1/18	Central Florida	(A)	90-98	L
1/20	South Florida	(A)	58-47	W
1/22	Florida	(H)	68-77	L
1/24	Tulane	(H)	71-70	W
1/26	#11/13 Tennessee	(H)	43-89	L
1/30	Albany State	(A)	72-69	W
2/1	Memphis State	(A)	66-95	L
2/6	Southern Miss	(H)	76-89	L
2/8	Tulane	(A)	60-75	L
2/10	South Florida	(H)	78-68	W
2/13	Florida A&M	(H)	65-83	L
2/15	Southern Miss	(H)	76-89	L
2/19	Florida	(A)	76-81	W
2/22	#22 Memphis St.	(A)	70-81	L
2/26	Stetson	(H)	68-74	L
3/1	Cincinnati+	(A)	45-77	L

*Pizza Hut Classic

**Southernmaire Invitational, Tallahassee, FL

+Metro Conference Tournament, Columbia, SC

1986-96 Head Coach Marynell Meadors



1986-87 (9-19, 5-7 Metro)

12/1	Albany State (OT)	(H)	71-72	L
12/5	Toledo*	(H)	80-64	W
12/6	Rice*	(H)	62-50	W
12/13	Stetson	(H)	50-55	L
12/15	Miami	(A)	75-74	W
12/16	Florida Atlantic	(A)	38-42	L
12/18	Alabama-Birm	(H)	75-62	W
12/30	Valdosta State	(H)	66-75	L
1/3	Virginia Tech	(A)	78-91	L
1/10	Louisville	(H)	66-63	W
1/12	Cincinnati	(H)	53-55	L
1/14	Florida	(A)	65-69	L
1/16	South Alabama	(A)	58-76	L
1/19	South Carolina	(H)	56-63	L
1/24	Southern Miss	(A)	64-62	W
1/26	Memphis State	(A)	68-75	W
1/29	Miami	(H)	73-80	L
1/31	Virginia Tech	(H)	70-65	W
2/3	South Alabama	(H)	64-99	L
2/7	Louisville	(A)	64-77	L
2/9	Cincinnati	(A)	70-50	W
2/12	Florida A&M	(H)	79-72	W
2/16	South Carolina	(A)	61-64	L
2/19	Florida	(H)	59-70	L
2/21	Southern Miss	(H)	75-84	L
2/23	Memphis State	(H)	67-94	L
2/25	New Orleans	(A)	59-87	L
3/5	Virginia Tech**	(N)	67-88	L

*Tallahassee Hilton Classic, Tallahassee, FL
**Metro Conference Tournament, Blacksburg, VA



1987-88 (9-18, 4-8 Metro)

11/27	New Mexico St*	(N)	73-64	W
11/28	DePaul*	(N)	68-82	L
12/4	Wisconsin**	(H)	100-67	W
12/5	W Virginia (OT)**	(H)	68-58	W
12/12	Stetson	(A)	69-75	L
12/16	Ga Southern (OT)	(A)	83-77	W
12/18	North Carolina	(A)	79-82	L
1/3	#17/19 Georgia	(H)	72-91	L
1/6	Wis.-Green Bay	(H)	64-67	L
1/13	New Orleans	(H)	61-71	L
1/16	Memphis St (OT)	(H)	90-91	L
1/18	Southern Miss	(H)	60-69	W
1/21	Florida A&M	(H)	68-73	L
1/25	South Carolina	(A)	55-85	L
1/28	Valdosta State	(A)	77-83	L
1/30	Virginia Tech	(H)	61-59	W
2/1	Alabama	(H)	64-70	L
2/6	Cincinnati	(H)	59-70	L
2/8	Louisville	(H)	99-65	W
2/13	Memphis State	(A)	89-94	L
2/15	Southern Miss	(A)	68-84	L
2/20	Virginia Tech	(A)	81-97	L
2/22	South Carolina	(A)	86-96	L
2/27	Florida	(H)	71-55	W
3/8	Louisville	(A)	73-70	W
3/9	Cincinnati	(A)	66-58	W
3/10	Cincinnati+	(H)	76-78	L

*Coopers & Lybrand Invitational

RECORDS

Year-by-Year Results



1988-89 (16-11, 7-5 Metro)

11/25 Central Michigan* (N) ... 100- 78 .. W
 11/26 Miami* (N) ... 85- 96 .. L
 12/2 UNC-Ashville** (H) ... 99- 58 .. W
 12/3 Ga Southern** (H) ... 105- 78 .. W
 12/11 Miami (A) ... 79- 88 .. L
 12/13 Florida (A) ... 60- 65 .. L
 12/17 Stetson (H) ... 70- 64 .. W
 12/19 Alabama-Birm (A) ... 84- 68 .. W
 1/2 Southern Miss (H) ... 78- 75 .. W
 1/9 Memphis State (H) ... 95- 75 .. W
 1/14 Cincinnati (A) ... 45- 66 .. L
 1/16 Louisville (A) ... 65- 64 .. W
 1/21 Virginia Tech (A) ... 67- 68 .. L
 1/23 #16/15 S. Carolina (A) ... 82- 99 .. L
 1/25 South Florida (H) ... 85- 74 .. W
 1/28 Virginia Tech (H) ... 69- 66 .. W
 1/30 Alabama (A) ... 68- 70 .. L
 2/4 Southern Miss (A) ... 66- 84 .. L
 2/6 Howard (H) ... 101- 73 .. W
 2/9 Florida A&M (H) ... 75- 68 .. W
 2/11 Cincinnati (A) ... 62- 57 .. W
 2/13 Louisville (H) ... 82- 76 .. W
 2/16 #5/6 Georgia (A) ... 70- 90 .. L
 2/20 #14/19 S. Carolina (H) ... 68- 76 .. L
 2/24 South Florida (A) ... 94- 85 .. W
 3/2 Memphis State (A) ... 89- 80 .. W
 3/8 Cincinnati+ (N) ... 47- 57 .. L
 *Lady Sunshine Classic, Lake Mary, FL
 **Tallahassee Hilton Classic, Tallahassee, FL
 +Metro Conference Tournament, Memphis, TN



1989-90 (21-9, 11-3 Metro)

11/24 S. Alabama (201)* (N) ... 89- 82 .. W
 11/25 #13/12 LSU* (A) ... 65- 68 .. L
 12/1 Miss State** (H) ... 89- 62 .. W
 12/2 UNC-Charlotte** (H) ... 50- 63 .. L
 12/6 Alabama (A) ... 81- 76 .. W
 12/18 Stetson (A) ... 77- 70 .. W
 12/30 Appalachian St (H) ... 77- 62 .. W
 1/4 Ga. Southern (A) ... 80- 49 .. W
 1/6 Virginia Tech (A) ... 68- 64 .. W
 1/8 Tulane (H) ... 103- 66 .. W
 1/10 Florida (H) ... 63- 62 .. W
 1/13 Louisville (OT) (H) ... 69- 66 .. W
 1/15 Cincinnati (H) ... 61- 44 .. W
 1/17 #14/14 Auburn (A) ... 63- 80 .. L
 1/22 #15/17 S. Carolina (H) ... 72- 75 .. L
 1/27 #19/18 Southern Miss (A) ... 73- 77 .. L
 1/28 Memphis State (A) ... 72- 62 .. W
 2/3 Virginia Tech (H) ... 69- 52 .. W
 2/5 Tulane (A) ... 100- 45 .. W
 2/10 Louisville (A) ... 77- 62 .. W
 2/12 Cincinnati (A) ... 57- 44 .. W
 2/15 Florida A&M (A) ... 87- 60 .. W
 2/17 Miami (H) ... 95- 66 .. W
 2/21 #7/7 Georgia (H) ... 76- 80 .. L
 2/24 #17/17 Southern Miss (H) ... 97- 72 .. W
 2/26 Memphis State (H) ... 98- 60 .. W
 3/3 #17/18 S. Carolina (A) ... 59- 75 .. L
 3/8 Memphis State+ (A) ... 83- 58 .. W
 3/10 #22/20 Southern Miss+ (A) ... 78- 90 .. L
 3/14 #2/3 Penn State++ (H) ... 73- 83 .. L
 *LSU Crawfish Classic, Baton Rouge, LA
 **Tallahassee Hilton Classic, Tallahassee, FL
 +Metro Conference Tournament, Cincinnati, OH
 ++NCAA Tournament, Tallahassee, FL



1990-91 (25-7, 12-2 Metro)

11/23 Missouri-KC* (N) ... 66- 52 .. W
 11/24 SW Missouri St* (A) ... 63- 68 .. L
 12/1 Marquette** (H) ... 110- 75 .. W
 12/2 #20/20 LSU** (H) ... 89- 82 .. W
 12/7 #18/19 N. Illinois+ (H) ... 78- 66 .. W
 12/8 #1/1 Virginia+ (A) ... 77- 92 .. L
 12/17 Florida (A) ... 79- 78 .. W
 12/19 Miami (A) ... 76- 62 .. W
 1/7 Virginia Tech (A) ... 78- 64 .. W
 1/12 Cincinnati (H) ... 90- 61 .. W
 1/14 Louisville (H) ... 83- 70 .. W
 1/16 Alabama (H) ... 88- 65 .. W
 1/19 Memphis State (A) ... 106- 94 .. W
 1/21 South Carolina (A) ... 69- 60 .. W
 1/26 Southern Miss (H) ... 96- 76 .. W
 1/28 Tulane (H) ... 87- 60 .. W
 1/31 #4/4 Georgia (A) ... 71- 91 .. L
 2/4 S. Carolina (201) (H) ... 91- 92 .. L
 2/6 Stetson (H) ... 114- 71 .. W
 2/9 Cincinnati (A) ... 67- 49 .. W
 2/11 Louisville (A) ... 86- 52 .. W
 2/14 #5/5 Auburn (H) ... 64- 79 .. L
 2/16 Memphis State (H) ... 101- 77 .. W
 2/18 Virginia Tech (H) ... 76- 53 .. W
 2/23 Southern Miss (A) ... 90- 93 .. L
 2/25 Tulane (A) ... 104- 66 .. W
 2/28 Florida A&M (H) ... 92- 62 .. W
 3/4 Cincinnati++ (N) ... 89- 51 .. W
 3/5 Louisville++ (A) ... 83- 70 .. W
 3/6 S. Carolina+ (N) ... 54- 53 .. W
 3/13 Appalachian St* (H) ... 96- 57 .. W
 3/13 #10/11 W Kentucky\$ (H) ... 69- 72 .. L
 *St. John's Lady Bear Classic, Springfield, MO
 **Tallahassee Hilton Classic, Tallahassee, FL
 +Cavalier Classic, Charlottesville, VA
 ++Metro Conference Tournament, Louisville, KY
 \$NCAA Tournament, Tallahassee, FL
 \$NCAA Tournament, 2nd Round, Bowling Green, KY



1991-92 (17-11, 8-3 ACC)

11/23 Miami (OT) (H) ... 71- 69 .. W
 11/29 #14/17 Lamar* (N) ... 78- 67 .. W
 11/30 #19/ LSU (OT) (A) ... 88- 96 .. L
 12/7 Montana State* (H) ... 89- 66 .. W
 12/8 E Kentucky* (H) ... 72- 65 .. W
 12/15 Florida (OT) (H) ... 90- 78 .. W
 12/17 Georgia Tech* (H) ... 68- 70 .. L
 1/3 #1/1 Virginia* (H) ... 60- 87 .. L
 1/5 Wake Forest* (A) ... 86- 83 .. W
 1/8 #4/4 Maryland* (H) ... 64- 79 .. L
 1/11 Georgia Tech* (A) ... 77- 66 .. W
 1/15 #17/17 Clemson* (A) ... 73- 80 .. L
 1/19 #20/15 NC State* (H) ... 76- 75 .. W
 1/21 Duke* (H) ... 67- 55 .. W
 1/25 #25/25 N. Carolina* (H) ... 70- 61 .. W
 1/27 #2/2 Virginia* (A) ... 43- 81 .. L
 2/1 #15/19 Clemson* (A) ... 79- 66 .. W
 2/5 #1/1 Maryland* (A) ... 70-101 .. L
 2/8 Duke* (A) ... 61- 53 .. W
 2/10 #24/20 N. Carolina* (A) ... 52- 69 .. L
 2/15 NC State* (A) ... 86- 79 .. W
 2/17 Wake Forest* (H) ... 64- 67 .. L
 2/19 Butler (H) ... 68- 71 .. L
 2/22 Northern Illinois (H) ... 99- 74 .. W
 2/26 Florida A&M (A) ... 100- 71 .. W
 2/26 Florida Atlantic (H) ... 96- 64 .. W
 2/29 Oral Roberts (H) ... 104- 59 .. W
 3/6 North Carolina** (N) ... 69- 81 .. L
 &LSU Crawfish Classic, Baton Rouge, LA
 ^ Dial Classic, Tallahassee, FL
 * ACC Game
 ** ACC Tournament, Rock Hill, SC



1992-93 (13-14, 6-10 ACC)

12/1 Florida Atlantic (H) ... 97- 67 .. W
 12/4 South Florida* (H) ... 87- 68 .. W
 12/5 Louisiana State^ (H) ... 79- 59 .. W
 12/16 NC State* (A) ... 67- 75 .. L
 12/18 #16/ Miami (A) ... 64- 61 .. W
 12/21 #20/ Tenn Tech* (N) ... 88- 72 .. W
 12/22 California* (A) ... 50- 69 .. L
 1/3 Duke* (A) ... 84- 72 .. W
 1/6 #3/9 Virginia* (H) ... 66- 78 .. L
 1/10 #15/14 N. Carolina* (A) ... 85- 66 .. W
 1/12 #3/3 Maryland* (H) ... 68- 61 .. W
 1/16 Wake Forest* (A) ... 53- 57 .. L
 1/18 #25 Georgia Tech* (A) ... 79- 71 .. W
 1/21 #13 N. Carolina* (H) ... 60- 73 .. L
 1/25 #12 Maryland* (A) ... 61- 74 .. L
 1/27 Florida A&M (H) ... 79- 58 .. W
 1/30 #3/10 Virginia* (A) ... 68- 76 .. L
 2/3 Florida (A) ... 78- 81 .. L
 2/6 #19/19 Clemson* (H) ... 69- 84 .. L
 2/9 #22/ N. Illinois (A) ... 80- 86 .. L
 2/12 Georgia Tech* (H) ... 46- 61 .. L
 2/14 Wake Forest* (H) ... 77- 73 .. W
 2/16 Oral Roberts (H) ... 74- 53 .. W
 2/21 NC State* (H) ... 47- 57 .. L
 2/24 #24 Clemson* (A) ... 63- 70 .. L
 2/28 Duke* (H) ... 74- 67 .. W
 3/6 #12/12 Maryland** (N) ... 68- 91 .. L
 ^Dial Classic, Tallahassee, FL
 &Oakland Tribune Classic, Oakland, CA
 * ACC Game
 ** ACC Tournament, Rock Hill, SC




1993-94 (6-21, 3-13 ACC)

11/26 UT-Chattanooga (A) ... 85- 86 .. L
 11/28 Middle Tenn State (A) ... 43- 66 .. L
 12/3 Rhode Island^ (H) ... 71- 76 .. L
 12/4 Dayton^ (H) ... 78- 65 .. W
 12/6 Florida A&M (N) ... 70- 68 .. W
 12/11 #7/7 N. Carolina* (A) ... 61-102 .. L
 12/18 Georgia Tech* (H) ... 62- 65 .. L
 12/21 #13/14 Virginia* (A) ... 56- 82 .. L
 12/29 Richmond* (N) ... 70- 66 .. W
 12/30 Kentucky* (N) ... 55- 58 .. L
 12/31 #10/10 Alabama* (N) ... 33- 87 .. L
 1/5 #24/22 Maryland* (H) ... 54- 69 .. L
 1/8 Florida Atlantic (A) ... 64- 67 .. L
 1/14 #4/4 N. Carolina* (H) ... 48- 71 .. L
 1/16 Duke* (A) ... 60- 66 .. L
 1/22 Wake Forest* (H) ... 66- 60 .. W
 1/24 NC State* (H) ... 46- 51 .. L
 1/28 Maryland* (A) ... 39- 81 .. L
 2/1 Georgia Tech* (A) ... 51- 63 .. L
 2/4 #10/11 Virginia* (H) ... 50- 59 .. L
 2/7 Clemson* (A) ... 26- 80 .. L
 2/15 Florida (H) ... 54- 73 .. L
 2/18 Wake Forest* (A) ... 79- 82 .. L
 2/20 NC State* (A) ... 59- 58 .. W
 2/23 Clemson* (H) ... 60- 75 .. L
 2/25 Duke* (H) ... 78- 73 .. W
 3/4 Wake Forest** (N) ... 57- 72 .. L
 ^Dial Classic, Tallahassee, FL
 &Florida Citrus Sports Travel Holiday Classic, Orlando, FL
 * ACC Game
 ** ACC Tournament, Rock Hill, SC



1994-95 (8-22, 3-13 ACC)

11/25 Fresno State& (N) ... 67-62 ... W
 11/26 UW-Green Bay& (N) ... 60-88 ... L
 11/29 Central Florida (H) ... 74-59 ... W
 12/2 South Florida^ (H) ... 64-45 ... W
 12/3 #15/15 Florida^ (H) ... 80-91 ... L
 12/7 Duke* (A) ... 68-84 ... L
 12/10 Tampa (H) ... 64-62 ... W
 12/16 Florida A&M (H) ... 65-73 ... L
 12/19 #11/11 Texas Tech# (N) ... 44-66 ... L
 12/20 Southern Illinois# (N) ... 52-56 ... L
 12/21 Michigan State# (N) ... 69-82 ... L
 12/31 New Orleans (A) ... 67-75 ... L
 1/4 #4/4 N. Carolina* (H) ... 52-77 ... L
 1/8 Clemson* (A) ... 68-72 ... L
 1/11 NC State* (A) ... 68-91 ... L
 1/14 Maryland* (H) ... 56-70 ... L
 1/17 #12/14 Virginia* (H) ... 60-76 ... L
 1/21 Wake Forest* (A) ... 68-61 ... W
 1/23 Georgia Tech* (A) ... 60-58 ... W
 1/28 #21/ Duke* (H) ... 71-75 ... L
 1/30 Georgia Tech* (H) ... 57-68 ... L
 2/3 #5/5 N. Carolina* (A) ... 47-92 ... L
 2/6 Clemson* (H) ... 64-67 ... L
 2/11 NC State* (H) ... 55-70 ... L
 2/13 Florida Atlantic (H) ... 69-55 ... W
 2/16 Maryland* (A) ... 66-59 ... W
 2/18 #6/7 Virginia* (A) ... 45-79 ... L
 2/21 #17/16 Florida (A) ... 62-81 ... L
 2/23 Wake Forest* (H) ... 61-66 ... L
 3/3 Maryland** (N) ... 56-72 ... L
 &Montana State Classic
 ^Dial Classic, Tallahassee, FL
 #San Juan Shootout, San Juan, PR
 * ACC Game
 ** ACC Tournament, Rock Hill, SC



1995-96 (8-20, 2-14 ACC)

11/27 Florida Atlantic (A) ... 69-46 ... W
 12/1 #21/Florida* (N) ... 56-74 ... L
 12/2 South Florida^ (A) ... 56-55 ... W
 12/6 #17/17 Duke* (A) ... 30-92 ... L
 12/10 Florida A&M (A) ... 90-65 ... W
 12/17 UT-Chattanooga (H) ... 58-60 ... L
 12/20 New Orleans (H) ... 62-51 ... W
 12/28 Missouri& (A) ... 47-61 ... L
 12/29 Temple& (A) ... 67-72 ... L
 12/30 Furman& (A) ... 60-56 ... W
 1/3 #24 N. Carolina* (A) ... 59-67 ... L
 1/7 Clemson* (H) ... 74-87 ... L
 1/9 #13/13 NC State* (H) ... 71-76 ... L
 1/14 Maryland* (H) ... 49-72 ... L
 1/16 #7/7 Virginia* (A) ... 58-91 ... L
 1/20 Wake Forest* (H) ... 71-88 ... L
 1/22 Georgia Tech* (A) ... 65-97 ... L
 1/27 #12/13 Duke* (H) ... 47-61 ... L
 1/31 Ga Tech (30T)* (H) ... 90-85 ... W
 2/1 NC State* (A) ... 53-70 ... L
 2/9 North Carolina* (H) ... 73-64 ... W
 2/11 #15/17 NC State* (A) ... 64-78 ... L
 2/16 #10/10 Virginia* (H) ... 40-81 ... L
 2/18 Maryland* (A) ... 63-75 ... L
 2/22 Wake Forest* (A) ... 52-54 ... W
 2/26 #18/18 Florida (H) ... 37-76 ... W
 2/29 Georgia Tech** (N) ... 64-51 ... W
 3/3 #8/9 Virginia** (N) ... 50-83 ... L
 ^Dial Classic, Coral Gables, FL
 &UCF Holiday Classic, Orlando, FL
 * ACC Game
 ** ACC Tournament, Rock Hill, SC

Year-by-Year Results

1996-97
Head Coach
Chris Gobrecht



1996-97 (5-22, 0-16 ACC)

11/22	South Florida [^]	(N)	68-59	W
11/23	#20/22 Florida [^]	(A)	48-75	L
11/30	SW Missouri St	(N)	52-66	L
12/3	Florida A&M	(H)	91-59	W
1/3	#11/12 NC State [*]	(H)	52-88	L
12/14	Florida	(A)	59-77	L
12/18	Florida Atlantic	(H)	79-63	W
12/20	Central Florida	(H)	78-53	W
12/22	Stetson	(H)	80-56	W
12/30	Mississippi	(A)	52-75	L
1/3	#16/17 Duke [*]	(A)	46-87	L
1/5	Wake Forest [*]	(A)	68-79	W
1/8	#16/15 N. Carolina [*]	(H)	63-88	L
1/11	#20/16 Clemson [*]	(A)	63-74	L
1/15	Maryland [*]	(H)	58-65	L
1/19	#8/8 Virginia [*]	(H)	57-67	L
1/22	Georgia Tech [*]	(A)	51-75	L
1/26	#17/17 NC State [*]	(A)	36-75	L
1/30	Maryland [*]	(A)	59-79	L
2/2	#22/21 Duke [*]	(H)	70-77	L
2/5	Duquesne	(H)	58-61	L
2/10	Georgia Tech [*]	(H)	60-68	L
2/14	#5/6 N. Carolina [*]	(A)	56-82	L
2/16	#9/8 Virginia [*]	(A)	44-73	L
2/19	#21/22 Clemson [*]	(H)	47-71	L
2/23	Wake Forest [*]	(H)	59-63	L
2/27	Wake Forest ^{**}	(N)	59-70	L

[^]Dial Classic/Florida Four Challenge, Tampa, FL
^{*}ACC Game

^{**}ACC Tournament, Charlotte, NC

1997-Present
Head Coach
Sue Semrau



1997-98 (9-18, 5-11 ACC)

11/16	Florida A&M	(A)	79-70	W
11/20	#9/8 Florida#	(A)	64-73	L
11/21	South Florida#	(A)	71-59	W
11/26	Mississippi	(H)	64-54	W
12/3	#25/23 NC State	(A)	60-72	L
12/5	Charleston S [^]	(H)	72-51	W
12/6	Fla International [^]	(H)	63-66	L
12/13	#4/4 Louisiana Tech	(A)	60-86	L
12/16	Clemson [*]	(H)	84-87	L
12/19	Duquesne	(A)	61-92	L
12/21	#22/24 SW Missouri St	(H)	57-68	L
1/2	#9/9 Virginia [*]	(A)	62-75	L
1/4	#5/4 N. Carolina [*]	(A)	77-103	L
1/8	Wake Forest [*]	(H)	64-63	W
1/16	#25/20 Duke [*]	(A)	76-96	L
1/18	Georgia Tech [*]	(A)	88-53	W
1/21	#10/12 Florida	(H)	57-69	L
1/23	Maryland [*]	(H)	53-50	W
1/25	#8/7 NC State [*]	(H)	62-72	L
1/29	#21/22 Clemson [*]	(A)	55-85	L
2/1	#16/13 Virginia (OT) [*]	(A)	76-83	L
2/4	#5/5 N. Carolina [*]	(H)	58-75	L
2/8	Wake Forest [*]	(A)	63-56	W
2/15	#13/14 Duke [*]	(A)	67-79	L
2/19	Georgia Tech [*]	(H)	77-56	W
2/22	Maryland [*]	(A)	49-77	L
2/26	#16/17 Clemson ^{**}	(N)	68-85	L

[^]Dial Classic, Gainesville, FL
[^]Tallahassee Democrat Seminole Classic, Tallahassee, FL

^{*}ACC Game

^{**}ACC Tournament, Charlotte, NC



1998-99 (7-20, 2-14 ACC)

11/14	Tulsa	(A)	76-67	W
11/19	#3/2 Louisiana Tech	(H)	72-88	L
11/22	Long Beach St [^]	(H)	94-64	W
11/23	Fla International [^]	(H)	62-75	L
12/2	#16/16 Duke [*]	(A)	72-91	L
12/5	#9/8 N Carolina (OT) [*]	(H)	101-112	L
12/14	South Florida	(H)	83-74	W
12/17	Pepperdine	(A)	72-75	L
12/19	Cal St. Fullerton	(A)	84-73	W
12/21	Western Carolina	(H)	83-39	W
12/30	#4/4 Georgia	(A)	72-95	L
1/2	Georgia Tech [*]	(A)	70-92	L
1/4	NC State [*]	(H)	54-65	L
1/7	#12/10 Clemson [*]	(A)	55-77	L
1/14	Wake Forest [*]	(H)	80-57	W
1/17	Maryland [*]	(A)	76-94	L
1/22	#19/21 Virginia [*]	(H)	71-80	L
1/25	#9/13 Duke [*]	(A)	75-92	L
1/28	#14/10 N. Carolina [*]	(A)	76-87	L
1/31	Georgia Tech [*]	(H)	78-86	L
2/4	NC State [*]	(A)	59-84	L
2/7	#17/18 Clemson [*]	(H)	67-71	L
2/11	Florida	(A)	89-106	L
2/15	Wake Forest [*]	(A)	68-80	L
2/18	Maryland [*]	(H)	69-63	W
2/21	#17/17 Virginia [*]	(A)	55-73	L
2/25	#8/9 Duke ^{**}	(N)	57-90	L

[^]Tallahassee Democrat Seminole Classic, Tallahassee, FL

^{*}ACC Game

^{**}ACC Tournament, Charlotte, NC



1999-00 (12-17, 4-12 ACC)

11/19	Tulsa	(H)	77-70	W
11/22	South Florida	(A)	74-84	L
11/26	UT-Chattanooga [^]	(H)	69-78	L
11/27	Oakland [^]	(H)	99-90	W
11/30	Mercer	(A)	74-62	W
12/7	12/7 Florida	(H)	74-82	L
102-70	12/19 Loyola	(A)
102-70	W 12/21 Chicago State	(A)	73-49	W
12/29	St. John's	(N)	64-56	W
12/30	Florida Int'l S	(A)	76-55	W
1/3	Wake Forest [*]	(A)	59-64	L
1/6	#3/3 NC State [*]	(H)	58-62	L
1/9	Virginia [*]	(H)	73-76	L
1/12	Maryland [*]	(A)	67-68	L
1/16	Georgia Tech [*]	(H)	93-64	W
1/20	North Carolina [*]	(A)	67-77	L
1/24	#9/9 Duke [*]	(H)	54-59	L
1/27	Clemson [*]	(H)	61-73	L
1/30	#11/11 Auburn	(H)	52-55	L
2/3	Wake Forest [*]	(H)	76-47	W
2/6	#11/8 NC State [*]	(A)	62-72	L
2/10	#22/21 Virginia [*]	(A)	59-74	L
2/13	Maryland [*]	(H)	66-52	W
2/17	Georgia Tech [*]	(A)	77-74	W
2/22	#23 N. Carolina [*]	(H)	74-78	L
2/24	#9/8 Duke [*]	(A)	52-87	L
2/27	Clemson [*]	(A)	58-75	L
3/4	Maryland ^{**}	(N)	65-60	W
3/5	#12/10 Duke ^{**}	(N)	65-92	L

[^]Sun & Fun Classic, Miami, FL
[^]Tallahassee Democrat Seminole Classic, Tallahassee, FL

^{*}ACC Game

^{**}ACC Tournament, Greensboro, NC



2000-01 (19-12, 9-7 ACC)

11/19	UNC-Asheville	(H)	89-64	W
11/21	Florida	(A)	65-79	L
11/25	Chicago State [^]	(H)	85-45	W
11/26	Virginia Tech [^]	(H)	77-57	W
11/28	UCF	(A)	68-37	W
12/2	UT-Chattanooga	(A)	67-72	L
12/10	Mercer	(H)	69-43	W
12/17	St. Francis (NY)	(A)	73-65	W
12/19	Fordham	(A)	73-52	W
12/28	Coppin State	(H)	86-49	W
12/30	#12/12 NC State [*]	(H)	74-70	W
1/5	Georgia Tech [*]	(A)	66-65	W
1/8	#5/5 Duke [*]	(H)	60-73	L
1/10	Maryland [*]	(H)	69-38	W
1/14	Wake Forest [*]	(A)	69-79	L
1/18	North Carolina [*]	(H)	62-75	L
1/21	#20/20 Clemson [*]	(A)	66-79	L
1/24	#24 Virginia [*]	(H)	60-58	W
1/29	#24 NC State [*]	(A)	66-85	L
2/1	#15/16 Xavier [*]	(A)	72-75	L
2/5	Georgia Tech [*]	(H)	89-69	W
2/8	#4/4 Duke [*]	(A)	71-69	W
2/11	Maryland [*]	(A)	77-65	W
2/15	Wake Forest [*]	(H)	73-61	W
2/18	UNC (OT) [*]	(A)	80-78	W
2/22	#22Clemson [*]	(H)	49-63	L
2/25	Virginia [*]	(A)	65-77	L
3/3	Virginia ^{**}	(N)	83-77	W
3/4	#4/4 Duke ^{**}	(N)	56-72	L
3/16	Tulane [%]	(N)	72-70	W
3/18	#8/8 Iowa State [%]	(A)	70-85	L

[^]Tallahassee Democrat Seminole Classic, Tallahassee, FL

^{*}ACC Game

^{**}ACC Tournament, Greensboro, NC

[%]NCAA Tournament, Ames, Iowa



2001-02 (13-15, 4-12 ACC)

11/18	Saint Mary's	(N)	78-57	W
11/20	Dayton	(N)	63-60	W
11/24	E Tenn State [^]	(H)	99-66	W
11/25	Saint Joseph's [^]	(H)	72-45	W
11/29	#19/18 Florida (OT)	(H)	74-78	L
12/2	Austin Peay	(H)	89-65	W
12/5	Georgia Tech [*]	(A)	87-78	W
12/7	Jacksonville	(H)	97-51	W
12/9	UCF	(H)	78-42	W
12/16	#25 Auburn	(A)	59-71	L
12/19	Indiana	(A)	62-61	W
12/21	IUPUI	(A)	78-68	W
12/30	Clemson [*]	(A)	70-74	L
1/2	#19/18 N. Carolina [*]	(H)	81-93	L
1/6	Maryland [*]	(A)	50-62	L
1/10	Wake Forest [*]	(A)	73-77	L
1/17	NC State [*]	(H)	80-74	W
1/20	Georgia Tech [*]	(H)	56-73	L
1/23	Virginia [*]	(A)	62-66	L
1/27	#4/6 Duke [*]	(H)	80-102	L
1/31	Clemson [*]	(H)	43-56	L
2/4	#24/23 N. Carolina [*]	(A)	63-93	

RECORDS

Year-by-Year Results

2/16	Wake Forest*	(H)	67-54	W
2/19	NC State*	(A)	55-65	L
2/22	Virginia*	(A)	73-71	W
2/26	#11/11 N. Carolina*	(H)	58-71	L
3/6	Maryland**	(N)	47-62	L
3/17	South Alabama***	(A)	67-61	W
3/21	Richmond***	(A)	77-84	L

#Seminole Classic
 #Malibu Beach Classic, Malibu, CA
 \$Russell Athletic Shootout, Atlanta, GA
 *ACC Game
 **ACC Tournament, Greensboro, NC
 ***WNIT



2004-05 (24-8, 9-5 ACC)

11/19	Xavier	(H)	56-48	W
11/22	Florida	(A)	72-62	W
11/26	Eastern Kentucky^	(H)	70-53	W
11/27	Miami (OH)^	(H)	82-56	W
12/2	Florida A&M	(H)	85-66	W
12/12	New Orleans	(A)	62-44	W
12/15	Florida Atlantic	(H)	65-40	W
12/18	UT-Arlington	(H)	72-70	W
12/20	Fordham#	(N)	65-51	W
12/21	Towson#	(N)	67-56	W
12/22	UNC-Charlotte#	(N)	83-72	W
12/28	Louisville\$	(N)	69-54	W
12/29	Montana\$	(A)	49-60	L
12/31	Colgate	(H)	64-43	W
1/6	Georgia Tech*	(H)	58-59	L
1/9	Miami*	(H)	65-56	L
1/13	Clemson*	(A)	68-57	W
1/16	#15/17 Maryland (OT)*	(H)	95-91	W
1/20	#9/6 N Carolina (OT)*	(H)	79-73	W
1/24	#23/ Va Tech (2OT)*	(A)	81-78	W
1/27	Miami*	(A)	57-62	L
1/31	Virginia*	(H)	62-77	L
2/3	Lipscomb	(A)	73-49	W
2/6	#3/4 Duke*	(A)	64-75	L
2/9	Clemson*	(H)	82-61	W
2/13	Wake Forest*	(A)	71-69	W
2/17	#24/24 NC State*	(A)	43-71	L
2/19	Va Tech (3OT)*	(H)	94-83	W
2/27	Georgia Tech*	(A)	51-49	W
3/5	Virginia** (OT)	(N)	67-71	L
3/20	Richmond%	(N)	87-54	W
3/22	#10/9 Connecticut%	(A)	52-70	L

^Seminole Classic
 #San Juan Shootout, San Juan, PR
 \$Montana Invitational, Missoula, MT
 *ACC Game
 **ACC Tournament, Greensboro, NC
 %NCAA Tournament, Storrs, CT

2005-06 (20-10, 10-4 ACC)

11/18	Georgia Southern	(H)	82-57	W
11/20	Washington	(H)	69-71	L
11/23	Florida	(H)	82-76	W
11/26	W. Carolina^	(H)	75-67	W
11/27	Montana^	(H)	69-56	W
12/2	Mississippi State	(H)	75-59	W
12/4	UCF	(H)	81-49	W
12/6	Tulsa	(A)	71-80	L
12/17	Florida Atlantic	(A)	76-63	W
12/21	Xavier	(A)	68-75	L
12/28	Fordham	(A)	73-50	W
12/30	Lipscomb	(H)	92-42	W
1/2	Florida	(A)	62-72	L
1/5	#2/2 Duke*	(A)	68-87	L
1/8	Virginia	(H)	60-46	W
1/16	#6/6 Maryland*	(A)	57-75	L
1/19	Clemson*	(H)	80-66	W
1/22	#4/3 N. Carolina*	(A)	51-68	L
1/29	Virginia*	(A)	67-58	W
2/2	Georgia Tech*	(A)	59-54	W
2/5	#24/ NC State*	(H)	75-61	W
2/9	Miami*	(A)	79-54	W
2/13	Virginia Tech*	(H)	69-76	L
2/17	Miami*	(H)	68-61	W
2/19	Clemson (OT)*	(A)	80-72	W
2/23	Wake Forest*	(H)	70-57	W
2/26	#17/19 Boston College*	(H)	71-60	W
3/3	NC State**	(N)	60-64	L
3/18	#18/16 La Tech%	(N)	80-71	W
3/20	#14/14 Stanford%	(N)	70-88	L

^Seminole Classic
 *ACC Game
 **ACC Tournament, Greensboro, NC
 %NCAA Tournament, Denver, CO

2006-07 (24-10, 10-4 ACC)

11/12	UAB	(H)	93-77	W
11/14	Fordham	(A)	84-34	W
11/17	S. Missouri	(A)	64-50	W
11/19	Oakland	(H)	74-69	W
11/24	Florida	(H)	88-66	W
11/27	Tulsa	(H)	60-43	W
11/30	Mississippi State	(A)	60-65	L
12/2	Fairfield	(N)	69-54	W
12/3	East Carolina	(A)	62-44	W
12/6	Stetson	(H)	70-44	W
12/9	UCF	(A)	75-66	W
12/17	Washington	(A)	65-84	L
12/20	San Francisco	(A)	64-67	L
1/2	High Point	(H)	67-39	W
1/4	Boston College*	(A)	72-53	W
1/7	Miami*	(H)	71-62	W
1/15	Virginia Tech*	(A)	70-60	W
1/18	Clemson*	(A)	61-60	W
1/21	#16/16 Georgia	(N)	65-70	L
1/25	#1/1 Duke*	(H)	60-73	L
1/28	Virginia*	(H)	63-47	W
2/1	Miami*	(A)	75-68	W
2/5	NC State*	(A)	51-68	L
2/9	Georgia Tech*	(H)	63-52	W
2/12	#2/2 N. Carolina*	(H)	59-80	L
2/15	#6/6 Maryland*	(H)	60-74	L
2/18	Virginia*	(A)	79-77	W
2/22	Clemson*	(H)	73-61	W
2/25	Wake Forest*	(A)	74-57	W
3/1	Wake Forest**	(N)	70-53	W
3/2	#24/25 NC State**	(N)	49-76	L
3/17	Old Dominion%	(N)	85-75	W
3/19	#5/5 Stanford%	(A)	68-61	W
3/24	#12/11 LSU \$	(N)	43-55	L

*ACC Games
 **ACC Tournament (Greensboro, N.C.)
 %NCAA Tournament (Palo Alto, Calif.)
 \$ NCAA Sweet 16 (Fresno, Calif.)

2007-08 (19-14, 7-7 ACC)

11/9	at Florida Gulf Coast	(A)	93-53	W
11/11	North Florida	(H)	75-48	W
11/16	#24/ DePaul#	(A)	68-79	L
11/17	Florida International#	(N)	70-50	W
11/20	Fordham	(H)	77-42	W
11/23	Florida	(A)	81-78	W
11/30	Indiana &	(A)	85-78	W
12/2	Oakland	(A)	75-85	L
12/6	#12/11 Texas A&M	(A)	67-81	L
12/16	Alabama State	(H)	94-42	W
12/20	UAB	(A)	66-52	W
12/27	Samford	(H)	52-51	W
12/29	#7/7 Georgia (OT)!	(N)	62-71	L
12/30	Hofstra!	(N)	72-54	W
1/3	#11/11 LSU	(H)	61-73	L
1/6	Virginia Tech*	(H)	67-63	W
1/11	#12/13 Duke*	(A)	38-70	L
1/17	Wake Forest*	(H)	80-54	W
1/20	Clemson*	(A)	63-39	W
1/24	Miami (OT)*	(A)	75-70	W
1/26	Virginia (OT)*	(H)	66-69	L
2/03	Georgia Tech*	(A)	73-83	L
2/7	NC State*	(H)	57-54	W
2/10	Virginia*	(A)	58-77	L
2/17	#3/3 N. Carolina*	(A)	77-97	L
2/21	Boston College*	(H)	71-65	W
2/24	#4/4 Maryland (OT)*	(A)	84-92	L
2/28	MIAMI*	(H)	50-49	W
3/1	CLEMSON*	(H)	70-72	L
3/6	Wake Forest**	(N)	57-52	W
3/7	#12/12 Duke**	(N)	67-81	L
3/22	#25/25 Ohio State%	(N)	60-49	W
3/24	#13/13 Okla St (OT)%	(N)	72-73	L

! FIU Fun & Sun Classic (Miami, Fla.)
 *ACC Games
 **ACC Tournament (Greensboro, N.C.)
 %NCAA Tournament (Des Moines, Iowa)



OPONENTS

Opponent Profiles

Florida Gulf Coast



November 16, 2008 • Tallahassee, Fla.

QUICK FACTS

Location Ft. Myers, Fla.
 Founded 1997
 Nickname Eagles
 Enrollment 10,366
 Colors Green & Blue
 Conference Atlantic Sun
 Arena/Capacity Alice Arena/4,500
 Press Row # 239-745-3651
 Series with FSU FSU leads series 1-0

BASKETBALL FACTS

Head Coach Karl Smesko (Kent State '93)
 Record at School/Years 154-29/6
 Career Record/Years 215-56/9
 Office Phone 239-590-7064
 Assistant Coaches Nathan Daume, Ericka Haney

SPORTS INFORMATION

Office Phone 239-590-7064
 Fax Number 239-590-7014
 Basketball Contact Mike Hill
 Email Address mhill@fgcu.edu
 Website www.fgcuathletics.com

TEAM INFORMATION

2007-08 Record 22-8
 Conference Record/Finish 13-3/2nd
 Starters Returning/Lost 1/4
 Letterwinners Returning/Lost 3/9
 Top Returning Scorer Adrienne McNally, F, 10.8 ppg
 Top Returning Rebounder Adrienne McNally, F, 5.3 rpg

North Florida



November 18, 2008 • Jacksonville, Fla.

QUICK FACTS

Location Jacksonville, Fla.
 Founded 1965
 Nickname Lady Ospreys
 Enrollment 17,000
 Colors Navy Blue & Gray
 Conference Atlantic Sun
 Arena/Capacity UNF Arena/5,800
 Press Row # 904-620-1902
 Series with FSU FSU leads series 1-0

BASKETBALL FACTS

Head Coach Mary Tappmeyer (New York-Cortland '81)
 Record at School/Years 238-216/16
 Career Record/Years 338-298/21
 Office Phone 904-620-4667
 Assistant Coaches: Jim Scholler, Paula Williams, Keunta Miles

SPORTS INFORMATION

Office Phone 904-620-4026
 Fax Number 904-620-2821
 Basketball Contact Adam Jonson (Northwestern State '07)
 Email Address adam.jonson@unf.edu
 Cell Phone 904-885-0625
 Website www.UNFOspreys.com

TEAM INFORMATION

2007-08 Record 13-16
 Conference Record/Finish 8-8/6th
 Starters Returning/Lost 3/2
 Letterwinners Returning/Lost 6/5
 Top Returning Scorer Jennifer Bowen, G, 10.1 ppg
 Top Returning Rebounder Jennifer Guldager, F, 6.7 rpg

College of Charleston



November 20, 2008 • Tallahassee, Fla.

QUICK FACTS

Location Charleston, S.C.
 Founded 1770
 Nickname Cougars
 Enrollment 11,617
 Colors Maroon & White
 Conference Southern
 Arena/Capacity John Kresse Arena/3,500
 Press Row # 843-202-2354
 Series with FSU College of Charleston leads 1-0

BASKETBALL FACTS

Head Coach Nancy Wilson (Coker '73)
 Record at School/Years 236-136/11
 Career Record/Years 467-285/24
 Office Phone 843-953-6536
 Assistant Coaches Temple Elmore, Josh Keys

SPORTS INFORMATION

Office Phone (843) 953-5465
 Fax Number (843) 953-6534
 Basketball Contact Simon Whitaker
 Email Address whitakers@cofc.edu
 Cell Phone www.cofesports.com
 Website www.cofesports.com

TEAM INFORMATION

2007-08 Record 14-16
 Conference Record/Finish 9-9/5th
 Starters Returning/Lost 3/2
 Letterwinners Returning/Lost 9/2
 Top Returning Scorer Tonia Gerty, G, 7.8 ppg
 Top Returning Rebounder Nikki Williams, F, 6.9 rpg

Florida



November 23, 2008 • Tallahassee, Fla.

QUICK FACTS

Location Gainesville, Fla.
 Founded 1853
 Nickname Gators
 Enrollment 48,673
 Colors Orange & Blue
 Conference SEC
 Arena/Capacity Stephen C. O'Connell Center/12,000
 Press Row # 352-367-1801
 Series with FSU UF Leads 40-28

BASKETBALL FACTS

Head Coach Amanda Butler (Florida '95)
 Record at School/Years 19-14/1
 Career Record/Years 40-22/2
 Office Phone (352) 375-4683
 Assistant Coaches Susie Gardner, Brenda Mock, David Lowery

SPORTS INFORMATION

Office Phone (352) 377-7868
 Fax Number (352) 375-4575
 Basketball Contact Kathy Cafazzo
 Email Address KathyC@gators.uua.ufl.edu
 Home Phone (352) 375-4809
 Website www.gatorzone.com

TEAM INFORMATION

2007-08 Record 19-14
 Conference Record/Finish 6-8/7th
 Starters Returning/Lost 4/1
 Letterwinners Returning/Lost 9/4
 Top Returning Scorer Marshae Dotson, F, 13.1 ppg
 Top Returning Rebounder Marshae Dotson, F, 7.9 rpg

Southeast Missouri State



November 25, 2008 • Tallahassee, Fla.

QUICK FACTS

Location Cape Girardeau, Mo.
 Founded 1873
 Nickname Red Hawks
 Enrollment 10,477
 Colors Red & Black
 Conference Ohio Valley
 Arena/Capacity Show Me Center/7,000
 Press Row # 573-651-5014
 Series with FSU FSU leads series 1-0

BASKETBALL FACTS

Head Coach John Ishee (Southern Miss '86)
 Record at School/Years 24-8/1
 Career Record/Years 53-29/3
 Office Phone 573-651-5030
 Assistant Coaches Chris Harris, Elizabeth Cansdale

SPORTS INFORMATION

Office Phone 573-651-2937
 Fax Number 573-651-2810
 Basketball Contact Patrick Clark
 Email Address paclark@semo.edu
 Home Phone 573-651-2937
 Website www.gosoutheast.com

TEAM INFORMATION

2007-08 Record 23-9
 Conference Record/Finish 17-3/1st
 Starters Returning/Lost 3/2
 Letterwinners Returning/Lost 8/3
 Top Returning Scorer Sanya Daugherty, G/F, 12.0 ppg
 Top Returning Rebounder Crysta Glen, F, 6.0 rpg

Murray State



November 28, 2008 • Fort Collins, Colo.

QUICK FACTS

Location Murray, Ky.
 Founded 1922
 Nickname Racers
 Enrollment 10,500
 Colors Navy & Gold
 Conference Ohio Valley
 Arena/Capacity Regional Special Events Center/8,500
 Press Row # (270) 809-6800
 Series with FSU First Meeting

BASKETBALL FACTS

Head Coach Rob Cross
 Record at School/Years First season
 Career Record/Years First season
 Office Phone (270) 809-6288
 Assistant Coaches Carol Duncan, Ashley Brooke Hayes, Victoria Jones

SPORTS INFORMATION

Office Phone (270) 809-3351
 Fax Number (270) 809-6814
 Basketball Contact Teri LaJeunesse
 Email Address teri.lajeunesse@murraystate.edu
 Cell Phone (270) 293-0595
 Website www.GoRacers.com

TEAM INFORMATION

2006-07 Record 24-8
 Conference Record/Finish 15-5/T-2nd
 Starters Returning/Lost 2/3
 Letterwinners Returning/Lost 8/5
 Top Returning Scorer Ashley Hayes, G, 18.4 ppg
 Top Returning Rebounder Ashley Hayes, G, 8.4 rpg

OPPONENTS

Opponent Profiles

Valparaiso



November 29, 2008 • Fort Collins, Colo.

QUICK FACTS

Location Valparaiso, Ind.
 Founded 1859
 Nickname Crusaders
 Enrollment 4,000
 Colors Brown & Gold
 Conference Horizon League
 Arena/Capacity Athletics-Recreation Center/5,000
 Press Row # (219) 548-1502
 Series with FSU First Meeting

BASKETBALL FACTS

Head Coach Keith Freeman
 Record at School/Years 243-168/14
 Career Record/Years 372-215/20
 Office Phone (219) 464-5146
 Assistant Coaches Greg Kirby, Christy Smith, Abby Scharlow

SPORTS INFORMATION

Office Phone (219) 464-5232
 Fax Number (219) 464-5762
 Basketball Contact Ryan Wronkowitz
 Email Address Ryan.Wronkowitz@valpo.edu
 Cell Phone (518) 961-2505
 Website www.valpo.edu/athletics

TEAM INFORMATION

2007-08 Record 14-16
 Conference Record/Finish 243-168/14
 Starters Returning/Lost 9-9/6th
 Letterwinners Returning/Lost 5/0
 Top Returning Scorer Agnieszka Kulaga, G, 14.6 ppg
 Top Returning Rebounder Agnieszka Kulaga, G, 5.2 rpg

Colorado State



November 29, 2008 • Fort Collins, Colo.

QUICK FACTS

Location Fort Collins, Colo.
 Founded 1870
 Nickname Rams
 Enrollment 24,983
 Colors Green & Gold
 Conference Mountain West
 Arena/Capacity Moby Arena/8,745
 Press Row # 970-491-3981
 Series with FSU FSU leads 1-0

BASKETBALL FACTS

Head Coach Kristen Holt (Ohio '93)
 Record at School/Years First Season
 Career Record/Years 11-16/1
 Office Phone 970-491-6569
 Assistant Coaches Dick Lein, Jenn Bradley, Tia Davis

SPORTS INFORMATION

Office Phone (970) 491-5050
 Fax Number (970) 491-1348
 Basketball Contact Danny Mattie
 Email Address D.Mattie@colostate.edu
 Cell Phone (970) 217-3140
 Website CSURams.com

TEAM INFORMATION

2007-08 Record 4-28
 Conference Record/Finish 0-16/9th
 Starters Returning/Lost 3/2
 Letterwinners Returning/Lost 7/5
 Top Returning Scorer Juanise Cornell, F, 7.5 ppg
 Top Returning Rebounder Juanise Cornell, F, 6.7 rpg

Penn State



December 3, 2008 ACC/Big 10 Challenge • Tallahassee, Fla.

QUICK FACTS

Location University Park, Pa.
 Founded 1855
 Nickname Lady Lions
 Enrollment 41,795
 Colors Blue & White
 Conference Big Ten
 Arena/Capacity Bryce Jordan Center/15,261
 Press Row # 814-863-3294
 Series with FSU Penn State leads 3-0

BASKETBALL FACTS

Head Coach Coquese Washington (Notre Dame '93)
 Record at School/Years 13-18/1
 Career Record/Years 13-18/1
 Assistant Coaches Itoro Coleman, Kia Damon, Maren Walseth

SPORTS INFORMATION

Office Phone 814-865-1757
 Fax Number 814-865-3165
 Basketball Contact Kris Petersen
 Email Address kap18@psu.edu
 Website www.gopsports.com

TEAM INFORMATION

2007-08 Record 13-18
 Conference Record/Finish 4-14/10th
 Starters Returning/Lost 4/1
 Letterwinners Returning/Lost 9/1
 Top Returning Scorer Tyra Grant, G, 13.8 ppg
 Top Returning Rebounder Kamel Gissendanner, F, 6.5 rpg

Temple



December 7, 2008 • Philadelphia, Pa.

QUICK FACTS

Location Philadelphia, Pa.
 Founded 1884
 Nickname Owls
 Enrollment 34,000
 Colors Cherry & White
 Conference Atlantic Ten
 Arena/Capacity Liacouras Center/10,206
 Press Row # 215-204-7445
 Series with FSU Series tied 1-1

BASKETBALL FACTS

Head Coach Tonya Cardoza (Virginia '91)
 Record at School/Years First year
 Career Record/Years First year
 Assistant Coaches Waynetta Veney, Dan Durkin, Brittany Hunter

SPORTS INFORMATION

Office Phone 215-204-3850
 Fax Number 215-204-7499
 Basketball Contact Aimee Cicero
 Email Address acicero@temple.edu
 Website www.owlsports.com

TEAM INFORMATION

2007-08 Record 21-13
 Conference Record/Finish 12-2/1st
 Starters Returning/Lost 3/2
 Letterwinners Returning/Lost 10/4
 Top Returning Scorer Ashley Morris, G, 15.2 ppg
 Top Returning Rebounder Lady Comfort, C, 9.4 rpg

Mercer



December 14, 2008 • Tallahassee, Fla.

QUICK FACTS

Location Macon, Ga.
 Founded 1833
 Nickname Bears
 Enrollment 7,050
 Colors Orange & Black
 Conference Atlantic Sun
 Arena/Capacity University Center/3,200
 Press Row # 478-301-5161
 Series with FSU Mercer leads 6-3

BASKETBALL FACTS

Head Coach Janell Jones (Oklahoma Christian)
 Record at School/Years 4-26/1
 Career Record/Years 229-50/8
 Office Phone 478-301-2739
 Assistant Coaches Kenneth Cooper, Fred Casto, Herman Burge

SPORTS INFORMATION

Office Phone 478-301-5219
 Fax Number 478-301-5350
 Basketball Contact Tom Myrick
 Email Address myrick_te@mercer.edu
 Website www.mercerbears.com

TEAM INFORMATION

2007-08 Record 4-26
 Conference Record/Finish 1-15/T-11th
 Starters Returning/Lost 4/1
 Letterwinners Returning/Lost 6/5
 Top Returning Scorer LaToya Jackson, G, 13.5 ppg
 Top Returning Rebounder Kourtney Carter, C, 4.8 rpg

Connecticut



December 18-21, 2008 • Cancun, Mexico

QUICK FACTS

Location Storrs, Conn.
 Founded 1881
 Nickname Huskies
 Enrollment 28,677
 Colors Navy Blue & Blue
 Conference Big East
 Arena/Capacity Gampel Pavilion/10,167
 Press Row # 860-486-1888
 Series with FSU UConn leads 3-0

BASKETBALL FACTS

Head Coach Geno Auriemma (West Chester '77)
 Record at School/Years 657-122/23
 Career Record/Years 657-122/23
 Office Phone 860-486-4756
 Assistant Coaches Chris Dailey, Janelle Elliott, Shea Ralph

SPORTS INFORMATION

Office Phone 860-486-3531
 Fax Number 860-486-5085
 Basketball Contact Randy Press
 Email Address randy.press@uconn.edu
 Cell Phone 860-617-6428
 Website www.UConnHuskies.com

TEAM INFORMATION

2007-08 Record 36-2
 Conference Record/Finish 15-1/1st
 Starters Returning/Lost 4/1
 Letterwinners Returning/Lost 10/4
 Top Returning Scorer Maya Moore, F, 17.8 ppg
 Top Returning Rebounder Tina Charles, C, 9.2 rpg

OPPONENTS

Opponent Profiles

Washington



December 18-21, 2008 • Cancun, Mexico

QUICK FACTS

Location Seattle, Wash.
 Founded 31,400
 Nickname Huskies
 Enrollment 28,677
 Colors Purple & Gold
 Conference Pac-10
 Arena/Capacity Bank of America at Hec Edmundson Pavilion/10,000
 Press Row # 206-543-2230
 Series with FSU Washington leads 2-0

BASKETBALL FACTS

Head Coach Tia Jackson (Iowa '95)
 Record at School/Years 13-18/1
 Career Record/Years 13-18/1
 Office Phone 206-685-3118
 Assistant Coaches Fred Applin, Loree Payne, Judy Spoelstra

SPORTS INFORMATION

Office Phone 206-685-3118
 Fax Number 206-543-5000
 Basketball Contact Erin Rowley
 Email Address erowley@u.washington.edu
 Cell Phone 206-283-0265
 Website www.gohuskies.com

TEAM INFORMATION

2007-08 Record 13-18
 Conference Record/Finish 8-10/6th
 Starters Returning/Lost 1/4
 Letterwinners Returning/Lost 6/5
 Top Returning Scorer Sami Whitcomb, G, 11.2 ppg
 Top Returning Rebounder Sami Whitcomb, G, 4.1 rpg

Northern Colorado



December 18-21, 2008 • Cancun, Mexico

QUICK FACTS

Location Greeley, Colo.
 Founded 1,889
 Nickname Bears
 Enrollment 10,799
 Colors Blue & Gold
 Conference Big Sky
 Arena/Capacity Butler-Hancock Sports Pavilion/2,734
 Press Row # 970-351-4849
 Series with FSU First Meeting

BASKETBALL FACTS

Head Coach (Alma Mater) Jaime White (Southern Utah, '94)
 Record at School/Years 19-40/2
 Career Record/Years 19-40/2
 Office Phone 970-351-2522
 Assistant Coaches Paige Sauer, Ryan Johnson, Krista Van Hauen

SPORTS INFORMATION

Office Phone 970-351-1065
 Fax Number 970-351-1995
 Basketball Contact Heather Kennedy
 Email Address heather.kennedy@unco.edu
 Cell Phone 980-978-0675
 Website www.uncbears.com

TEAM INFORMATION

2007-08 Record 14-16
 Conference Record/Finish 8-8/6th
 Starters Returning/Lost 4/1
 Letterwinners Returning/Lost 8/2
 Top Returning Scorer Whitley Cox, G, 20.1 ppg
 Top Returning Rebounder Jamie Schroder, G, 6.3 rpg

LSU



December, 28 2008 • Baton Rouge, La.

QUICK FACTS

Location Baton Rouge, La.
 Founded 1,860
 Nickname Lady Tigers
 Enrollment 25,896
 Colors Purple & Gold
 Conference SEC
 Arena/Capacity Pete Maravich Assembly Center/13,468
 Press Row # 225-578-8226
 Series with FSU LSU Leads 5-2

BASKETBALL FACTS

Head Coach Van Chancellor (Mississippi State, '65)
 Record at School/Years 31-6/1
 Career Record/Years 470-160/20
 Office Phone 225-578-6643
 Assistant Coaches Bob Starkey, Travis Mays, Kenya Larkin-Landers

SPORTS INFORMATION

Office Phone 225-578-8204
 Fax Number 225-578-1861
 Basketball Contact Bill Martin
 Email Address wmart14@lsu.edu
 Home Phone 225-270-1665
 Website www.LSU.sports.net

TEAM INFORMATION

2007-08 Record 31-6
 Conference Record/Finish 14-0/1st
 Starters Returning/Lost 0/5
 Letterwinners Returning/Lost 4/8
 Top Returning Scorer Allison Hightower, G, 7.1 ppg
 Top Returning Rebounder Kristen Morris, F, 3.4 rpg

Central Florida



December 31, 2008 • Tallahassee, Fla.

QUICK FACTS

Location Orlando, Fla.
 Founded 1,963
 Nickname Golden Knights
 Enrollment 48,699
 Colors Black & Gold
 Conference Conference USA
 Arena/Capacity UCF Arena/10,000
 Press Row # N/A
 Series with FSU FSU leads series 12-2

BASKETBALL FACTS

Head Coach Joi Williams (USF, '88)
 Record at School/Years 10-20/1
 Career Record/Years 64-81/5
 Office Phone (407) 823-2464
 Assistant Coaches Greg Brown, Ronald Hughey, Courtney Locke

SPORTS INFORMATION

Office Phone (407) 823-2464
 Fax Number (407) 823-5293
 Basketball Contact Andrew Gavin
 Email Address agavin@athletics.ucf.edu
 Home Phone (407) 405-5821
 Website www.UCFathletics.com

TEAM INFORMATION

2007-08 Record 10-20
 Conference Record/Finish 3-13/T-13th
 Starters Returning/Lost 4/1
 Letterwinners Returning/Lost 7/4
 Top Returning Scorer Emma Cannon, F, 11.7 ppg
 Top Returning Rebounder Emma Cannon, F, 8.7 rpg

Texas A&M



January 5, 2009 • Tallahassee, Fla.

QUICK FACTS

Location College Station, Texas
 Founded 1,872
 Nickname Aggies
 Enrollment 43,827
 Colors Maroon & White
 Conference Big 12
 Arena/Capacity Reed Arena/12,500
 Press Row # 979-862-6944
 Series with FSU Texas A&M leads 1-0

BASKETBALL FACTS

Head Coach Gary Blair (Texas Tech, '72)
 Record at School/Years 102-58/5
 Career Record/Years 510-221/23
 Office Phone 979-845-0565
 Assistant Coaches Vic Schaefer, Kelly Bond, Johnnie Harris

SPORTS INFORMATION

Office Phone 979-845-5725
 Fax Number 979-845-0564
 Basketball Contact Marlene Navor
 Email Address mnavor@athletics.tamu.edu
 Home Phone 979-845-5725
 Website www.aggieathletics.com

TEAM INFORMATION

2007-08 Record 29-8
 Conference Record/Finish 11-5/T-3rd
 Starters Returning/Lost 3/2
 Letterwinners Returning/Lost 9/6
 Top Returning Scorer Takia Starks, G, 16.9 ppg
 Top Returning Rebounder Danielle Gant, G/F, 7.1 rpg

Virginia Tech



January 8, 2009 • Blacksburg, Va.

QUICK FACTS

Location Blacksburg, Va.
 Founded 1,872
 Nickname Hokies
 Enrollment 30,000
 Colors Maroon & Orange
 Conference Atlantic Coast
 Arena/Capacity Cassell Coliseum/9,847
 Press Row # 540-231-3048
 Series with FSU FSU Leads 15-9

BASKETBALL FACTS

Head Coach Beth Dunkenberg (Randolph-Macon, '88)
 Record at School/Years 72-52/4
 Career Record/Years 137-102/8
 Office Phone 540-231-4998
 Assistant Coaches Shellie Greenman, Stacy Cantley, Angela Crosby

SPORTS INFORMATION

Office Phone 540-231-8823
 Fax Number 540-231-6984
 Basketball Contact Toyre Hurst
 Email Address tohurst@vt.edu
 Home Phone 540-998-5907
 Website www.hokiesports.com

TEAM INFORMATION

2007-08 Record 15-15
 Conference Record/Finish 2-12/T-10th
 Starters Returning/Lost 5/0
 Letterwinners Returning/Lost 11/1
 Top Returning Scorer Andrea Barbour, G, 17.9 ppg
 Top Returning Rebounder Brittany Cook, G, 6.4 rpg

OPPONENTS

Opponent Profiles

Clemson



January 11, 2009 • Tallahassee, Fla.
February 19, 2009 • Clemson, S.C.

QUICK FACTS

Location Clemson, S.C.
Founded 1889
Nickname Tigers
Enrollment 17,309
Colors Orange & Purple
Conference Atlantic Coast
Arena/Capacity Littlejohn Coliseum/9,850
Press Row # 864-654-3326
Series with FSU Clemson leads 24-12

BASKETBALL FACTS

Head Coach Christy McKinney (N.C. State, '79)
Record at School/Years 32-58/3
Career Record/Years 248-197/15
Office Phone 864-656-2212
Assistant Coaches .. A.G. Hall, Todd Steelman, Saudia Roundtree

SPORTS INFORMATION

Office Phone 864-656-1920
Fax Number 864-656-0299
Basketball Contact Christine Long
Email Address longc@clemsontigers.edu
Home Phone 937-829-3087
Website www.clemsontigers.com

TEAM INFORMATION

2007-08 Record 12-19
Conference Record/Finish 4-10/9th
Starters Returning/Lost 3/2
Letterwinners Returning/Lost 8/3
Top Returning Scorer Lele Hardy, F, 8.8 ppg.
Top Returning Rebounder Lele Hardy, F, 7.1 rpg.

NC State



January 15, 2009 • Raleigh, N.C.

QUICK FACTS

Location Raleigh, N.C.
Founded 1887
Nickname Wolfpack
Enrollment 31,000
Colors Red & White
Conference Atlantic Coast
Arena/Capacity Reynolds Coliseum/9,500
Press Row # 919-513-1220
Series with FSU NC State leads 24-8

BASKETBALL FACTS

Head Coach Kay Yow (East Carolina, '64)
Record at School/Years 672-318/33
Career Record/Years 729-337/37
Office Phone 919-515-2101
Assistant Coaches ... Stephanie Glance, Jenny Palmateer, Trena Trice-Hill

SPORTS INFORMATION

Office Phone 919-515-1183
Fax Number 919-819-8334
Basketball Contact Mark Kimmel
Email Address mark_kimmel@ncsu.edu
Home Phone 919-819-8334
Website www.GoPack.com

TEAM INFORMATION

2007-08 Record 21-13
Conference Record/Finish 6-8/8th
Starters Returning/Lost 3/2
Letterwinners Returning/Lost 6/2
Top Returning Scorer Shayla Fields, G, 13.5 ppg.
Top Returning Rebounder Lucy Ellison, F, 5.9 rpg.

Georgia Tech



January 18, 2009 • Atlanta, Ga.

QUICK FACTS

Location Atlanta, Ga.
Founded 1885
Nickname Yellow Jackets
Enrollment 18,742
Colors Old Gold & White
Conference Atlantic Coast
Arena/Capacity Alexander Memorial Coliseum (9,191)
Press Row # 404-894-5458
Series With FSU Georgia Tech leads 18-17

BASKETBALL FACTS

Head Coach MaChelle Joseph (Purdue, '92)
Record at School/Years 84-66
Career Record/Years Same
Office Phone 404-894-5406
Assistant Coaches .. Sytia Messer, Teri Moren, Gene Hill

SPORTS INFORMATION

Office Phone 404-894-5445
Fax Number 404-894-1248
Basketball Contact Dan Goldberger
Email Address dgoldberger@athletics.gatech.edu
Home Phone 646-872-7568
Website www.wrاملinwreck.com

TEAM INFORMATION

2007-08 Record 22-10
Conference Record/Finish 7-7/5th
Starters Returning/Lost 3/2
Letterwinners Returning/Lost 9/4
Top Returning Scorer Alex Montgomery, G/F, 10.8 ppg.
Top Returning Rebounder Alex Montgomery, G/F 5.4 rpg.

Virginia



January 23, 2009 • Charlottesville, Va.
February 24, 2009 • Tallahassee, Fla.

QUICK FACTS

Location Charlottesville, Va.
Founded 1819
Nickname Cavaliers
Enrollment 20,399
Colors Navy & Orange
Conference Atlantic Coast
Arena/Capacity John Paul Jones Arena/14,593
Press Row # 434-296-5910
Series With FSU UVA leads 28-8

BASKETBALL FACTS

Head Coach Debbie Ryan (Ursinus, '75)
Record at School/Years 675-288/31
Career Record 675-288/31
Office Phone 434-982-5500
Assistant Coaches Jeff House, Curtis Lloyd, Angel Elderkin

SPORTS INFORMATION

Office Phone 434-982-5534
Fax Number 434-982-5525
Basketball Contact Amy Mulligan
Email Address amulligan@virginia.edu
Home Phone 434-981-5235
Website www.virginia.edu

TEAM INFORMATION

2007-08 Record 24-10
Conference Record/Finish 10-4/4th
Starters Returning/Lost 4/1
Letterwinners Returning/Lost 9/2
Top Returning Scorer Monica Wright, G, 17.6 ppg.
Top Returning Rebounder Aisha Mohammed, C, 9.2 rpg.

Duke



January 29, 2009 • Tallahassee, Fla.

QUICK FACTS

Location Durham, N.C.
Founded 1838
Nickname Blue Devils
Enrollment 6,247
Colors Blue & White
Conference Atlantic Coast
Arena/Capacity Cameron Indoor Stadium/9,314
Press Row # 919-684-6186
Series With FSU Duke leads 28-7

BASKETBALL FACTS

Head Coach Joanne P. McCallie (Northwestern, '87)
Record at School/Years 25-10/1
Career Record 341-158/16
Office Phone 919-613-7565
Assistant Coaches Al Brown, Shannon Perry, Samantha Williams

SPORTS INFORMATION

Office Phone 919-684-2664
Fax Number 919-684-2633
Basketball Contact Lindy Brown
Email Address lbrown@duke.edu
Home Phone 919-599-9821
Website www.GoDuke.com

TEAM INFORMATION

2006-07 Record 25-10
Conference Record/Finish 10-4/3rd
Starters Returning/Lost 4/1
Letterwinners Returning/Lost 9/3
Top Returning Scorer Chante Black, G, 14.1 ppg.
Top Returning Rebounder Chante Black, G, 7.1 rpg.

Maryland



February 2, 2009 • College Park, Md.

QUICK FACTS

Location College Park, Md.
Founded 1856
Nickname Terrapins
Enrollment 36,014
Colors Red, White, Black & Gold
Conference Atlantic Coast
Arena/Capacity Comcast Center/17,950
Press Row # 301-314-8624
Series With FSU Maryland leads 22-12

BASKETBALL FACTS

Head Coach Brenda Frese (Arizona, '93)
Record at School/Years 145-55/6
Career Record 202-85/9
Office Phone 301-314-1747
Assistant Coaches Erica Floyd, Daron Park, Tina Langley

SPORTS INFORMATION

Office Phone 301-314-7064
Fax Number 301-314-9094
Basketball Contact Natalia Ciccone
Email Address nciccone@umd.edu
Home Phone 814-880-9062
Website www.GoDuke.com

TEAM INFORMATION

2007-08 Record 33-4
Conference Record/Finish 13-1/2nd
Starters Returning/Lost 3/2
Letterwinners Returning/Lost 6/6
Top Returning Scorer Crystal Langhorne, C/F, 17.3 ppg.
Top Returning Rebounder Crystal Langhorne, C/F, 9.4 rpg.

OPPONENTS

ACC Office/Travel Headquarters

Boston College



February 5, 2008 • Boston, Mass.

QUICK FACTS

Location Boston, Mass.
 Founded 1863
 Nickname Eagles
 Enrollment 14,500
 Colors Maroon & Gold
 Conference Atlantic Coast
 Arena/Capacity Silvio O. Conte Forum/8,606
 Press Row # 617-552-8989
 Series With FSU FSU leads 4-0

BASKETBALL FACTS

Head Coach Sylvia Crawley (UNC, '94)
 Record at School/Years First Season
 Career Record 38-25/2
 Office Phone 617-552-4530
 Assistant Coaches Stephanie Lawrence Yelton,
 Greg Lanier, Angelita Forte

SPORTS INFORMATION

Office Phone 617-552-0524
 Fax Number 617-552-4903
 Basketball Contact Stephanie Tunnera
 Email Address tunnera@bc.edu
 Home Phone (857) 233-3421
 Website www.BCEagles.com

TEAM INFORMATION

2007-08 Record 21-12
 Conference Record/Finish 7-7/T-5th
 Starters Returning/Lost 5/0
 Letterwinners Returning/Lost 11/2
 Top Returning Scorer Stephanie Murphy, F/C, 14.5 ppg.
 Top Returning Rebounder Stephanie Murphy, F/C, 7.7 rpg.

Wake Forest



March 1, 2009 • Winston-Salem, N.C.

QUICK FACTS

Location Winston-Salem, N.C.
 Founded 1834
 Nickname Demon Deacons
 Enrollment 4,412
 Colors Old Gold & Black
 Conference Atlantic Coast
 Arena/Capacity Lawrence Joel Coliseum/14,665
 Press Row # 336-727-2945
 Series With FSU FSU leads 20-14

BASKETBALL FACTS

Head Coach Mike Peterson (Northwest Christian, '83)
 Record at School/Years 53-66/4
 Career Record 241-193/15
 Office Phone 336-758-5763
 Assistant Coaches Natasha Adair, Amy Waugh,
 Bob Clark

SPORTS INFORMATION

Office Phone 336-758-4120
 Fax Number 336-758-5140
 Basketball Contact Katy Hamlett
 Home Phone 615-414-7493
 Email Address hamletkd@wfu.edu

TEAM INFORMATION

2007-08 Record 15-15
 Conference Record/Finish 2-14/T-10th
 Starters Returning/Lost 4/1
 Letterwinners Returning/Lost 10/2
 Top Returning Scorer Corinne Groves, F, 11.5 ppg.
 Top Returning Rebounder Corinne Groves, F, 7.3 rpg.

Miami



February 8, 2009 • Coral Gables Fla.
 February 22, 2009 • Tallahassee, Fla.

QUICK FACTS

Location Coral Gables, Fla.
 Founded 1925
 Nickname Hurricanes
 Enrollment 15,449
 Colors Orange, Green & White
 Conference ACC
 Arena/Capacity BankUnited Center/7,000
 Press Row # 305-284-2111
 Series With FSU FSU leads 26-7

BASKETBALL FACTS

Head Coach Katie Meier (Duke, '90)
 Record at School/Years 37-53/3
 Career Record 113-98/7
 Office Phone 305-284-5802
 Assistant Coaches Darrick Gibbs, Lonnette Hall,
 Carolyn Kieger

SPORTS INFORMATION

Office Phone 305-284-3236
 Fax Number 305-284-2807
 Basketball Contact Scott Zavitz
 Email Address szavitz@miami.edu
 Home Phone N/A
 Website www.HurricaneSports.com

TEAM INFORMATION

2007-08 Record 9-21
 Conference Record/Finish 2-12/T-12th
 Starters Returning/Lost 2/3
 Letterwinners Returning/Lost 9/4
 Top Returning Scorer LaToya Cunningham, G, 6.7 ppg.
 Top Returning Rebounder Lamese James, G/F, 3.9 rpg.

North Carolina



February 13, 2009 • Tallahassee, Fla.

QUICK FACTS

Location Chapel Hill, N.C.
 Founded 1789
 Nickname Tar Heels
 Enrollment 28,000
 Colors Carolina Blue & White
 Conference Atlantic Coast
 Arena/Capacity Dean E. Smith Center/21,750
 Press Row # 919-843-9509
 Series With FSU UNC leads 27-7

BASKETBALL FACTS

Head Coach Sylvia Hatchell
 Record at School/Years 512-195/22
 Career Record 784-275/33
 Office Phone 919-962-5187
 Assistant Coaches Andrew Calder,
 Tracey Williams-Johnson, Charlotte Smith

SPORTS INFORMATION

Office Phone 919-843-5678
 Fax Number 919-962-0612
 Basketball Contact Bobby Hundley
 Home Phone 919-428-0893
 Email Address bhundley@unca.unc.edu

TEAM INFORMATION

2007-08 Record 33-3
 Conference Record/Finish 14-0/1st
 Starters Returning/Lost 3/2
 Letterwinners Returning/Lost 10/2
 Top Returning Scorer Rashanda McCants, G/F, 15.8 ppg.
 Top Returning Rebounder Jessica Breland, F, 7.1 rpg.

2008-09 Travel Headquarters

@NORTH FLORIDA

November 18, 2008

Jacksonville Marriott • 4670 Salisbury Road
 Jacksonville, FL 32256 • (904) 296-2222

@COLORADO STATE TOURNAMENT

November 28-29, 2008

Marriott Fort Collins • 350 East Horsetooth Road
 Fort Collins, CO 80525 • (970) 226-5200

@TEMPLE

December 7, 2008

TBD

@CANCUN CARIBBEAN CLASSIC

December 18, 19 & 21, 2008

Moon Palace Resort • Cancun, Mexico 77500
 011-52-998-881-6000

@LSU

December 27, 2008

Hilton Baton Rouge • 201 Lafayette Street Baton
 Rouge, LA 70801 • (225) 906-0595

@ VIRGINIA TECH

January 8, 2009

Inn @ Virginia Tech • 901 Price's Fork Road
 Blacksburg, VA 24061 • (540) 231-8000

@ NORTH CAROLINA STATE

January 15, 2009

Marriott Crabtree Valley • 4500 Marriott Drive
 Raleigh, NC 27612 • (919) 781-7000

@ VIRGINIA

January 23, 2009

Boar's Head Inn • 200 Ednam Drive
 Charlottesville, VA 22903 • (434) 296-2181

@ BOSTON COLLEGE

February 5, 2009

Newton Marriott • 2345 Commonwealth Avenue
 Newton, MA 02466 • (617) 969-1000

@MIAMI

February 8, 2009

Miami Dadeland Marriott • 9090 S. Dadeland
 Boulevard Miami, Florida 33156 USA • (305)
 670-1035

@ CLEMSON

February 19, 2009

James Martin Inn • 100 Madren Center Dr.
 Clemson, SC 29634 • (864) 654-9020

@ WAKE FOREST

March 1, 2009

Winston Salem Marriott • 425 N Cherry Street
 Winston Salem, NC 27101 • (336) 725-3500

ACC TOURNAMENT

March 5-8, 2009

O'Henry Hotel • 624 Green Valley Road
 Greensboro, NC 27408 • (336) 854-2000

THE ACC

ACC Composite Schedule

Friday, November 14

Clemson at Furman	5:00p
Troy at Georgia Tech.....	6:00p
UNC Greensboro at Virginia Tech.....	6:00p
Western Carolina at UNC (WNIT)	7:00p
Oklahoma State at Duke	7:00p
Norfolk State at Miami	7:00p
High Point at Virginia	7:00p
St. Francis (Pa.) at Boston College	8:15p
Maryland at TCU	TBA

Saturday, November 15

UW-Milwaukee at NC State	TBA
--------------------------------	-----

Sunday, November 16

Maine at Duke	Noon
Charlotte/Southern Cal at NC State	Noon/2:30p
Presbyterian at Clemson	2:00p
Delaware State at Maryland	2:00p
Wisconsin-Green Bay at Miami	2:00p
<i>Florida Gulf Coast at Florida State</i>	2:00p
Georgia Tech at Connecticut	2:00p
Liberty/VCU at UNC (WNIT)	TBD

Monday, November 17

Kennesaw State at North Carolina	7:00p
UNC Greensboro at Wake Forest.....	7:00p
Virginia at Tennessee	7:00p

Tuesday, November 18

Radford at Virginia Tech	7:00p
Elon at NC State.....	7:00p
<i>Florida State at North Florida</i>	7:00p
Boston College at Holy Cross	7:00p

Wednesday, November 19

Clemson at South Carolina	7:00p
Kennesaw State at Georgia Tech	7:00p
North Carolina (WNIT Semifinals)	TBD

Thursday, November 20

<i>College of Charleston at Florida State</i>	6:00p
Hofstra at Boston College	7:00p
James Madison at Maryland	7:00p
North Carolina Central at Virginia Tech ...	7:00p
North Carolina (WNIT Semifinals)	TBD

Friday, November 21

Duke vs. Hartford.....	6:30p
Miami at Houston	7:00p
Appalachian State at Wake Forest	7:00p
Virginia at Old Dominion	7:00p

Saturday, November 22

Mississippi Valley State at Georgia Tech ..	2:00p
Duke vs./at Southern/Depaul	6:30/8:30p
Georgia State at Clemson.....	7:00p
NC State vs./at American/Yale/Minnesota.	TBA

Sunday, November 23

Notre Dame at Boston College	2:00p
<i>Florida at Florida State</i>	2:00p
UCLA at Maryland	2:00p
Virginia Tech at George Mason	2:00p
North Carolina (WNIT Finals).....	TBD
NC State vs./at American/Yale/Minnesota.	TBD

Monday, November 24

Winston-Salem State at Wake Forest	5:00p
Colorado at Virginia.....	7:00p

Tuesday, November 25

<i>Southeast Missouri State at Florida State</i> ..	11:00a
Winthrop at Clemson	5:30p
Miami at Florida International	6:00p
Wofford at North Carolina	7:00p

Wednesday, November 26

Wake Forest at Charlotte	Noon
Georgia State at Georgia Tech	5:00p
Maryland vs. South Dakota State.....	TBA

Thursday, November 27

Boston College vs. TCU	TBA
Maryland vs. Montana	TBA

Friday, November 28

Clemson vs. Kent State	3:00p
Virginia Tech vs. St. Joseph's	5:00p
Chicago State/Santa Clara/AP at Miami 5/7:00p	
NC State at Florida International	6:00p
Virginia vs. Utah	6:00p
Duke at Western Kentucky	7:00p
<i>Florida State vs. Murray State</i>	7:00p
North Carolina at Pacific.....	8:00p
Boston College vs. James Madison	TBA
Maryland vs. Illinois	TBA

Saturday, November 29

Va. Tech at/vs. Vanderbilt/Davidson	3/5:00p
Georgia Tech vs. Texas	5:00p
Chicago St./Santa Clara/AP at Miami ..	5/7:00p
NC State vs. Auburn	6:00p
<i>Florida State at/vs. Colorado St./Valpo</i> 7/9:00p	
North Carolina vs. Arkansas/Oregon St....	8:00p
Virginia at Marquette	8:00p
Miami (Ohio) at Wake Forest	TBA

Sunday, November 30

Virginia vs. Gonzaga	2:00p
Georgia Tech at/vs. FAU/Tenn. Tech	3/5:00p
Clemson at/vs. Washington/Seattle	3/6:00p

Monday, December 1

Florida A&M at Miami	7:00p
----------------------------	-------

Wednesday, December 3

Michigan State at Georgia Tech	4:15p
UNC at Ohio State	8:00p
South Carolina at Wake Forest.....	3:30p
<i>Penn State at Florida State</i>	7:00p

Thursday, December 4

Maryland at Purdue	6:30p
Iowa at Duke	7:00p
Northwestern at Clemson	7:00p
Virginia at Illinois	8:30p
Boston College at Minnesota	TBA
Virginia Tech at Wisconsin	8:00p

Friday, December 5

NC State at Michigan	6:30p
Georgia at Georgia Tech	7:00p
Indiana at Miami	TBA

Saturday, December 6

East Carolina at Virginia	2:00p
Ohio at Clemson	7:00p
Coppin State at Wake Forest	2:00p

Sunday, December 7

Michigan at Duke.....	2:00p
<i>Florida State at Temple</i>	2:00p
Maryland at Pittsburgh.....	2:00p
Florida at NC State.....	2:00p

Tuesday, December 9

New Hampshire at Boston College	7:00p
Maryland at Loyola (Md.).....	7:00p

Saturday, December 13

Binghamton at Miami	1:00p
Georgia Tech at Oregon	TBA
Coastal Carolina at North Carolina	Noon

Sunday, December 14

<i>Mercer at Florida State</i>	2:00p
Mississippi at NC State	2:00p
Florida International at Boston College ..	4:00p
James Madison at Virginia Tech	4:00p

Monday, December 15

Presbyterian at Wake Forest.....	11:00a
Chattanooga at Clemson	7:00p
Arkansas-Pine Bluff at North Carolina	7:00p

Tuesday, December 16

Stanford at Duke (ESPN).....	7:30p
------------------------------	-------

Thursday, December 18

Georgia Tech vs. Winthrop	6:00p
Monmouth at Virginia	7:00p
Miami at UCF	7:30p
<i>Florida State at Cancun</i>	TBA

Friday, December 19

Virginia Tech vs. IUPUI.....	6:00p
Wake Forest at UCF.....	7:00p
Duke vs. Siena	7:45p
<i>Florida State at Cancun</i>	TBA

Saturday, December 20

North Carolina vs. Illinois	3:00p
Virginia Tech vs. Jacksonville/SMU	6/8:00p
Duke at Southern Cal	10:00p
Georgia Tech vs. Memphis/UT-Arlington .	TBA
Boston College vs. Houston.....	3:00p
NC State at Seton Hall	4:00p

Sunday, December 21

Wake Forest vs. Mississippi.....	Noon
Mount St. Mary's at Virginia	1:00p
Maryland at Old Dominion	2:00p
Grambling State at Miami	2:00p
Boston College at/vs. St. John's/Buffalo ...	TBA
<i>Florida State at Cancun</i>	TBA

Monday, December 22

NC State at Columbia	12:30p
Clemson vs. Georgia	7:30p

Sunday, December 28

Quinnipiac at Duke	2:00p
East Tennessee State at Wake Forest	2:00p
Western Michigan at North Carolina	2:00p
Rider at Virginia.....	2/4:30p
Florida State at Louisiana State	3:00p

Monday, December 29

UNC Asheville at Maryland.....	2:00p
Jacksonville State at NC State	2:00p
Louisiana Tech/UMBC at Virginia .	4:30/7:00p
Brown/Duquesne/Auburn at Miami.....	5/7:00p
Boston College at Dartmouth.....	7:00p
Kennesaw State at Clemson.....	7:00p
Lafayette at Virginia Tech	7:00p

Tuesday, December 30

Austin Peay at North Carolina	2:00p
Mississippi State/Marshall at Maryland...	2:00p
Boston College vs. Fairfield/Wagner	5/7:00p
Brown/Duquesne/Auburn at Miami.....	5/7:00p
Florida A&M at Georgia Tech	6:00p
Liberty/NC A&T at Virginia Tech	7:00p



ACC Composite Schedule

Wednesday, December 31

Duke at Providence College.....2:00p
 Georgetown at NC State5:00p
 UCF at Florida State6:00p

Thursday, January 1

UNC Wilmington at Wake ForestTBA

Friday, January 2

Charlotte at Clemson.....7:00p
 Cornell at Miami7:00p
 Georgia at Virginia.....7:00p

Saturday, January 3

Maryland at Richmond2:30p

Sunday, January 4

Massachusetts at Boston College.....2:00p
 Tulane at Georgia Tech2:00p
 South Carolina at NC State2:00p

Monday, January 5

Presbyterian at Virginia Tech7:00p
 Temple at Duke7:00p
 Texas A&M at Florida State7:00p
 St. Francis (Pa.) at Virginia.....7:00p
 Clemson at Miami.....4:30p

Tuesday, January 6

Wake Forest at Richmond7:00p

Thursday, January 8

Boston College at Georgia Tech7:00p
 Florida State at Virginia Tech7:00p
 North Carolina at Clemson7:00p
 Wake Forest at Maryland7:00p

Friday, January 9

Miami at Duke7:00p

Sunday, January 11

NC State at North Carolina (RSN).....1:00p
 Virginia Tech at Boston College2:00p
 Wake Forest at Virginia.....2:00p
 Clemson at Florida State (RSN)3:00p

Monday, January 12

Georgia Tech at Miami (RSN)7:00p
 Maryland at Duke (ESPN2)7:30p

Thursday, January 15

Boston College at Wake Forest7:00p
 Maryland at Clemson7:00p
 Florida State at NC State7:00p

Friday, January 16

Duke at Virginia Tech (RSN)6:30p
 Virginia at North Carolina (RSN)8:30p

Sunday, January 18

Georgia Tech at Florida State (RSN)2:00p
 Miami at Boston College2:00p
 Virginia Tech at Maryland (RSN)4:00p
 Clemson at Wake Forest3:00p

Monday, January 19

Duke at NC State (RSN)5:00p
 Connecticut at North Carolina (ESPN2).....7:00p

Tuesday, January 20

Charleston Southern at Clemson.....7:00p

Wednesday, January 21

Virginia at Virginia Tech7:00p
 New Jersey IT at Boston College.....7:00p

Thursday, January 22

North Carolina at Georgia Tech7:00p
 NC State at Miami7:00p

Friday, January 23

Clemson at Boston College7:00p
 Florida State at Virginia (RSN).....7:00p

Sunday, January 25

Georgia Tech at Duke (RSN)1:00p
 Longwood at Virginia Tech2:00p
 North Carolina at Maryland (ESPN2).....7:30p

Monday, January 26

NC State at Wake Forest (RSN)7:00p
 Virginia at Clemson7:00p

Wednesday, January 28

Virginia Tech at Clemson7:00p

Thursday, January 29

Boston College at NC State7:00p
 Duke at Florida State7:00p
 Miami at Georgia Tech7:00p
 Wake Forest at North Carolina7:00p

Friday, January 30

Maryland at Virginia (RSN).....7:00p

Sunday, February 1

North Carolina Central at North Carolina 2:00p
 Clemson at Georgia Tech2:00p
 Wake Forest at Miami2:00p
 NC State at Virginia Tech (RSN)4:00p
 Longwood at Virginia2:00p

Monday, February 2

Boston College at Duke (RSN)7:00p
 Maryland at Florida State7:00p
 USC Upstate at Virginia Tech7:00p

Tuesday, February 3

Georgia Tech at Wake Forest7:00p

Wednesday, February 4

Miami at SIU-Edwardsville7:00p
 Clemson at Western Carolina7:00p

Thursday, February 5

North Carolina Central at Wake Forest7:00p
 Florida State at Boston College7:00p
 Duke at Virginia7:00p
 NC State at Maryland7:00p
 Virginia Tech at North Carolina7:00p

Sunday, February 8

Wake Forest at Clemson (RSN)1:00p
 NC State at Georgia Tech2:00p
 Florida State at Miami2:00p
 Virginia Tech at Virginia2:00p

Monday, February 9

Maryland at Boston College (RSN)7:00p
 Duke at North Carolina (ESPN2)7:30p

Wednesday, February 11

Georgia Tech at Savannah State.....7:00p

Thursday, February 12

Miami at Virginia Tech7:00p
 Virginia at Maryland7:00p

Friday, February 13

North Carolina at Florida State (RSN)....6:30p
 Clemson at Duke (RSN)8:30p

Sunday, February 15

Rutgers at Maryland (ESPN2)1:00p
 Georgia Tech at North Carolina (RSN).....3:00p
 Virginia Tech at Wake Forest3:00p
 Virginia at NC State (ESPN2).....3:30p

Monday, February 16

Boston College at Miami (RSN)7:00p
 Duke at Tennessee (ESPN2)7:30p

Thursday, February 19

North Carolina at Boston College7:00p
 Florida State at Clemson7:00p
 Maryland at Georgia Tech7:00p
 Miami at Virginia7:00p
 Virginia Tech at Duke7:00p
 Wake Forest at NC State7:00p

Sunday, February 22

Boston College at Virginia (RSN)1:00p
 Georgia Tech at Clemson2:00p
 Miami at Florida State2:00p
 Wake Forest at Virginia Tech2:00p
 Duke at Maryland (FSN)5:00p

Monday, February 23

North Carolina at NC State (RSN).....7:00p

Tuesday, February 24

Virginia at Florida State7:00p

Wednesday, February 25

Duke at Wake Forest7:00p

Thursday, February 26

Georgia Tech at Virginia Tech.....7:00p
 Clemson at NC State7:00p
 Miami at North Carolina7:00p

Friday, February 27

Boston College at Maryland (RSN)7:00p

Sunday, March 1

Virginia at Georgia Tech (RSN)1:00p
 NC State at Boston College2:00p
 Maryland at Miami2:00p
 Florida State at Wake Forest3:00p
 North Carolina at Duke (FSN)5:00p

ACC Tournament (Greensboro Coliseum)

Thursday, March 5

Game 1: #5 vs. #12 (RSN-TV)11:00a
 Game 2: #8 vs. #9 (RSN-TV)3:00p
 Game 3: #7 vs. #10 (ACC Select).....6:00p
 Game 4: #6 vs. #11 (ACC Select).....8:00p

Friday, March 6

Game 5: #4 vs. Gm 1 win (RSN-TV)11:00a
 Game 6: #1 vs. Gm 2 win (RSN-TV)3:00p
 Game 7: #2 vs. Gm 3 win (ACC Select).....6:00p
 Game 8: #3 vs. Gm 4 win (ACC Select).....8:00p

Saturday, March 7

Game 9: ACC Semifinal 1 (FSN)1:00p
 Game 10: ACC Semifinal 2 (FSN)3:30p

Sunday, March 8

Game 11: Championship Game (FSN)1:00p

Sunday, March 15

South Dakota at North Carolina.....5:00p

THE ACC

This is the ACC

The Tradition

Consistency. It is the mark of true excellence in any endeavor.

However, in today's intercollegiate athletics, competition has become so balanced and so competitive that it is virtually impossible to maintain a high level of consistency.

Yet the Atlantic Coast Conference has defied the odds. Now in its 56th year of competition, the ACC has long enjoyed the reputation as one of the strongest and most competitive intercollegiate conferences in the nation. And that is not mere conjecture, the numbers support it.

Since the league's inception in 1953, ACC schools have captured 109 national championships, including 57 in women's competition and 52 in men's. In addition, NCAA individual titles have gone to ACC student-athletes 145 times in men's competition and 92 times in women's action.

Since 1977, when the league adopted women's basketball and a tradition of excellence was established, the ACC has continued to soar to new heights.

The 2005-06 season marked the first time in NCAA history that a conference sent three teams to the same Final Four. The title game pitted an automatic ACC winner as second-seeded Maryland faced No. 1 seed Duke. The Terrapins claimed their first national title in school history and the league's second with a thrilling 78-75 overtime game at the TD Banknorth Garden in Boston, Mass., on April 4, 2006.

Following the 2006-07 season, Duke became the first ACC team and only the 14th in NCAA history to finish a regular season undefeated (29-0), while the 34 wins for North Carolina marked the most in program history.

The 2007-08 season was no different in the continuation towards excellence as eight ACC teams earned postseason bids, including six NCAA Tournament berths. It also marked the sixth consecutive year the league has sent at least six to the Big Dance. Joining North Carolina and Maryland as representatives of the ACC in the NCAA Tournament were Duke, Florida State, Georgia Tech, and Virginia. Boston College and NC State represented the league in the Women's NIT, marking the first-ever appearance for the Eagles and the Wolfpack's first since 1976. NC State advanced to the semifinals, giving the squad 21 wins for the season, their third 20-plus win tally in the past four years.

For the third consecutive year, a pair of ACC teams earned two of the No. 1 seeds to the NCAA Tournament. North Carolina, which picked up the school's fourth consecutive ACC Tournament crown, finished 30-2 and earned a No. 1 slot for the fourth consecutive year, while Maryland, which concluded the season 30-3 overall and was 19-0 in College Park, Md., earned another top seed in the NCAA postseason tourney.

Over the years, ACC women's basketball teams have gained global recognition through their television exposure. The 2007-08 schedule featured 57 televised games and included 96 television appearances. In addition, the ACC broadcasted nine games on ESPN2 and seven on Fox Sports Net and affiliates. Twenty-seven match-ups were featured on the league's regional sports network, which includes Comcast SportsNet, Fox Sports Net South, SunSports and New England's Sports Network (NESN). To conclude the 2007-08 season, the ACC finished 64-54 (.542) in front of a national televised audience, including a 23-12 mark against non-conference foes.

The league's women's basketball programs continue to rank among the best in the country in terms of the NCAA Tournament, having made 144 appearances and won 194 games in the last 31 years, including 32 wins by a number one seed. In addition to sending three teams to the same Final Four for the first time in history, the league has boasted

such national accomplishments as sending at least one team to the "Sweet 16" for 20 consecutive years and at least one to the Final Four in 11 of the last 20 years. The conference has also made 14 trips to the Final Four in the last 27 years with three teams finishing second and North Carolina and Maryland capturing National Championships in 1994 and 2006, respectively.

Since 1989, the ACC has placed 14 players on the All-Final Four team, while Maryland's Laura Harper joined the ranks of Virginia's Dawn Staley and North Carolina's Charlotte Smith, who was dubbed the NCAA Tournament Most Outstanding Player in 2006. In all, 65 ACC players have been named to the NCAA Tournament All-Region teams with 10 Most Outstanding Player recognitions.

Eight players have garnered National Player of the Year accolades while competing under the ACC banner. Staley was a back-to-back selection in 1991 and 1992, while Smith received the ESPY award in 1995. Duke's Alana Beard was recognized with National Player of the Year honors in both 2003 and 2004, and UNC's Ivory Latta earned ESPN.com National Player of the Year in 2006. In 2007, Duke guard Lindsey Harding was named the Naismith Trophy Women's College Player of the Year presented by AT&T.

Five league coaches have combined to earn 13 national Coach of the Year honors. Duke's Gail Goestenkors, North Carolina's Sylvia Hatchell, Virginia's Debbie Ryan, Maryland's Chris Weller and NC State's Kay Yow have all garnered national recognition.

Seven ACC representatives, including coaches and student-athletes, have participated in the Olympics. NC State's Yow, assisted by Hatchell of UNC, headed up the 1988 gold medal-winning Olympic team. Maryland's Vicky Bullet was a member of both the 1988 and 1992 Olympic teams. Staley, a three-time Olympian, struck gold in Athens as a member of the 2004 title squad. Duke's Goestenkors served as an assistant coach on the gold medal-winning team in Athens.

Since the inaugural season of the Women's National Basketball Association (WNBA) in 1997, the ACC has been a recognizable presence in the league. Sixty-nine former ACC stars have played on the hardwood in the WNBA, while five former players have worked the sidelines as coaches. Four ACC players were selected in the first round of the 2008 WNBA Draft as the foursome was selected in the first 14 picks of the round. In all, eight league players were selected in the 2008 WNBA Draft, while the league tabbed a league-record of nine selectees in 2006 and 2007.

In addition, ACC women's basketball players have earned first-team Academic All-America honors 10 times, including Virginia's Val Ackerman in 1981, the former President of the WNBA. In 1997, NC State's Jennifer Howard was

tabbed GTE CoSIDA Academic Player of the Year after posting a flawless 4.0 grade point average throughout her career. Thirteen players have earned ACC postgraduate scholarships, while three others were named NCAA Postgraduate Scholars.

2007-08 in Review

The 2007-08 academic year saw league teams capturing four national team titles and 12 individual NCAA crowns. In all, the ACC has won 43 national team titles over the last 12 years. The ACC has won two or more NCAA titles in 26 of the past 28 years.

A total of 140 ACC teams placed in NCAA postseason competition in 2007-08. League teams compiled a 119-69 (.633) mark against non-conference opponents in NCAA championship competition. In addition, the ACC had 154 student-athletes earn first team All-America honors this past year. Overall, the league had 258 first, second or third team All-Americans. In addition, the ACC produced 10 national Players of the Year and five national Coach of the Year honorees.

2007-08 National Championships

Field Hockey	North Carolina
Ice Hockey	Boston College
Men's Soccer	Wake Forest
Men's Track & Field	Florida State

The Championships

The conference will conduct championship competition in 25 sports during the 2008-09 academic year - 12 for men and 13 for women.

The first ACC championship was held in swimming on February 25, 1954. The conference did not conduct championships in cross country, wrestling or tennis during the first year.

The 12 sports for men include football, cross country, soccer, basketball, swimming, indoor and outdoor track, wrestling, baseball, tennis, golf and lacrosse. Fencing, which was started in 1971, was discontinued in 1981.

Women's sports were initiated in 1977 with the first championship meet being held in tennis at Wake Forest University.

Championships for women are currently conducted in cross country, field hockey, soccer, basketball, swimming, indoor and outdoor track, tennis, golf, lacrosse, softball and rowing, while volleyball determines its champion in regular season play.

A History

The Atlantic Coast Conference was founded on May 8, 1953, at the Sedgefield Inn near Greensboro, N.C., with seven charter members - Clemson, Duke, Maryland, North Carolina, North Carolina State,

The screenshot shows the ACC website interface. At the top, it says "THE ACC.COM Official Website of the ACC". Below that, there are navigation links for "Home", "About", "Media", "Schedules", "Stats", "Championships", and "News". The main content area is titled "Women's Basketball" and features a large graphic for the "09ACC WOMEN'S BASKETBALL TOURNAMENT" with the dates "March 14 - March 20, 2009". To the right, there are several news items: "ACC Women's Basketball Returns", "2007-08 ACC Women's Basketball Media Guide C", "ACC Announces Future Tournament Site", and "2007-08 Conference Schedule Released". At the bottom, there is a section for "ACC CHAMPIONSHIPS" and a "MEDIA PLAYER" button.



This is the ACC

South Carolina and Wake Forest - drawing up the conference by-laws.

The withdrawal of seven schools from the Southern Conference came early on the morning of May 8, 1953, during the Southern Conference's annual spring meeting. On June 14, 1953, the seven members met in Raleigh, N.C., where a set of bylaws was adopted and the name became officially the Atlantic Coast Conference.

Suggestions from fans for the name of the new conference appeared in the region's newspapers prior to the meeting in Raleigh. Some of the names suggested were: Dixie, Mid South, Mid Atlantic, East Coast, Seaboard, Colonial, Tobacco, Blue-Gray, Piedmont, Southern Seven and the Shoreline.

Duke's Eddie Cameron recommended that the name of the conference be the Atlantic Coast Conference, and the motion was passed unanimously. The meeting concluded with each member institution assessed \$200.00 to pay for conference expenses.

On December 4, 1953, conference officials met again at Sedgefield and officially admitted the University of Virginia as the league's eighth member. The first, and only, withdrawal of a school from the ACC came on June 30, 1971, when the University of South Carolina tendered its resignation.

The ACC operated with seven members until April 3, 1978, when the Georgia Institute of Technology was admitted. The Atlanta school had withdrawn from the Southeastern Conference in January of 1964.

The ACC expanded to nine members on July 1, 1991, with the addition of Florida State University.

The conference expanded to 11 members on July 1, 2004, with the addition of the University of Miami and Virginia Polytechnic Institute and State University. On October 17, 2003, Boston College accepted an invitation to become the league's 12th member starting July 1, 2005.

The Schools

Boston College was founded in 1863 by the Society of Jesus to serve the sons of Boston's Irish immigrants and was the first institution of higher education to be founded in the city of Boston. Originally located on Harrison Avenue in the South End of Boston, the College outgrew its urban setting toward the end of its first 50 years. A new location was selected in Chestnut Hill and ground for the new campus was broken on June 19, 1909. During the 1940s, new purchases doubled the size of the main campus. In 1974, Boston College acquired Newton College of the Sacred Heart, 1.5 miles away. With 15 buildings on 40 acres, it is now the site of the Law School and residence halls. In 2004, BC purchased 43 acres of land from the archdiocese of Boston; this now forms the Brighton campus.

Clemson University is nestled in the foothills of the Blue Ridge Mountains near the Georgia border, and the tiger paws painted on the roads make the return to I-85 easier. The school is built around Fort Hill, the plantation home of John C. Calhoun, Vice President to Andrew Jackson. His son-in-law, Tom Clemson, left the land to be used as an agricultural school, and in 1893 Clemson opened its doors as a land-grant school, thanks to the efforts of Ben Tillman.

Duke University was founded in 1924 by tobacco magnate James B. Duke as a memorial to his father, Washington Duke. Originally the school was called Trinity College, a Methodist institution, started in 1859. In 1892, Trinity moved to west Durham where the east campus with its Georgian architecture now stands. Nearby are Sarah P. Duke gardens, and further west the Gothic spires of Duke chapel overlook the west campus.

Florida State University is one of 11 universities of the State University System of Florida. It was established as the Seminary West of the Suwannee

by an act of the Florida Legislature in 1851, and first offered instruction at the post-secondary level in 1857. Its Tallahassee campus has been the site of an institution of higher education longer than any other site in the state. In 1905, the Buckman Act reorganized higher education in the state and designated the Tallahassee school as the Florida Female College. In 1909, it was renamed Florida State College for Women. In 1947, the school returned to a co-educational status, and the name was changed to Florida State University.

Next to I-85 in downtown Atlanta stands Georgia Institute of Technology, founded in 1885. Its first students came to pursue a degree in mechanical engineering, the only one offered at the time. Tech's strength is not only the red clay of Georgia, but a restored gold and white 1930 model A Ford Cabriolet, the official mascot. The old Ford was first used in 1961, but a Ramblin' Wreck had been around for over three decades. The Ramblin' Wreck fight song appeared almost as soon as the school opened, and it is not only American boys that grow up singing its rollicking tune, for Richard Nixon and Nikita Khrushchev sang it when they met in Moscow in 1959.

The University of Maryland opened in 1856 as an agricultural school nine miles north of Washington, D.C., on land belonging to Charles Calvert, a descendant of Lord Baltimore, the state's founding father. The school colors are the same as the state flag: black and gold for George Calvert (Lord Baltimore) and red and white for his mother, Alice Crossland. Maryland has been called the school that Curley Byrd built, for he was its quarterback, then football coach, athletic director, assistant to the president, vice-president, and finally its president. Byrd also designed the football stadium and the campus layout, and suggested the nickname Terrapin, a local turtle known for its bite, when students wanted to replace the nickname Old Liners with a new one for the school.

The University of Miami was chartered in 1925 by a group of citizens who felt an institution of higher learning was needed for the development of their young and growing community. Since the first class of 560 students enrolled in the fall of 1926, the University has expanded to more than 15,000 undergraduate and graduate students from every state and more than 114 nations from around the world. The school's colors, representative of the Florida orange tree, were selected in 1926. Orange symbolizes the fruit of the tree, green represents the leaves and white, the blossoms.

The University of North Carolina, located in Chapel Hill, has been called "the perfect college town," making its tree-lined streets and balmy atmosphere what a college should look and feel like. Its inception in 1795 makes it one of the oldest schools in the nation, and its nickname of Tar Heels stems from the tar pitch and turpentine that were the state's principal industry. The nickname is as old as the school, for it was born during the Revolutionary War when tar was dumped into the streams to impede the advance of British forces.

North Carolina State University is located in the state capital of Raleigh. It opened in 1889 as a land-grant agricultural and mechanical school and was known as A&M or Aggies or Farmers for over a quarter-century. The school's colors of pink and blue were gone by 1895, brown and white were tried for a year, but the students finally chose red and white to represent the school. An unhappy fan in 1922 said State football players behaved like a pack of wolves, and the term that was coined in derision became a badge of honor.

The University of Virginia was founded in 1819 by Thomas Jefferson and is one of three things on his tombstone for which he wanted to be remembered. James Madison and James Monroe were on the board of governors in the early years. The Rotunda, a half-scale version of the Pantheon

which faces the Lawn, is the focal point of the grounds as the campus is called. Jefferson wanted his school to educate leaders in practical affairs and public service, not just to train teachers.

Virginia Tech was established in 1872 as an all-male military school dedicated to the original land-grant mission of teaching agriculture and engineering. The University has grown from a small college of 132 students into the largest institution of higher education in the state during its 132-year history. Located in Southwest Virginia on a plateau between the Blue Ridge and Alleghany Mountains, the campus consists of 334 buildings and 20 miles of sidewalks over 2,600 acres. The official school colors - Chicago maroon and burnt orange - were selected in 1896 because they made a "unique combination" not worn elsewhere at the time.

Wake Forest University was started on Calvin Jones' plantation amid the stately pine forest of Wake County in 1834. The Baptist seminary is still there, but the school was moved to Winston-Salem in 1956 on a site donated by Charles H. and Mary Reynolds Babcock. President Harry S. Truman attended the groundbreaking ceremonies that brought a picturesque campus of Georgian architecture and painted roofs. Wake's colors have been black and gold since 1895, thanks to a badge designed by student John Heck who died before he graduated.

School Affiliations

BOSTON COLLEGE — Charter member of the Big East Conference in 1979; joined the ACC in July, 2005.

CLEMSON — Charter member of the Southern Intercollegiate Athletic Association in 1894; a charter member of the Southern Conference in 1921; a charter member of the Atlantic Coast Conference (ACC) in 1953.

DUKE — Joined the Southern Conference in December, 1928; charter member of the ACC in 1953.

FLORIDA STATE — Charter member of the Dixie Conference in 1948; joined the Metro Conference in July, 1976; joined the ACC July, 1991.

GEORGIA TECH — Charter member of the Southern Intercollegiate Athletic Association in 1894; charter member of Southern Conference in 1921; charter member of the SEC in 1932; joined the ACC in April, 1978.

MARYLAND — Charter member of the Southern Conference in 1921; charter member of the ACC in 1953.

MIAMI — Charter member of the Big East Football Conference in 1991; joined the ACC in July, 2004.

NORTH CAROLINA — Charter member of the Southern Intercollegiate Athletic Association in 1894; charter member of the Southern Conference in 1921; charter member of the ACC in 1953.

NC STATE — Charter member of the Southern Conference in 1921; charter member of the ACC in 1953.

VIRGINIA — Charter member of the Southern Intercollegiate Athletic Association in 1894; charter member of the Southern Conference in 1921; resigned from Southern Conference in December 1936; joined the ACC in December, 1953.

VIRGINIA TECH — Charter member of the Southern Conference in 1921; withdrew from the Southern Conference in June, 1965; became a charter member of the Big East Football Conference in Feb. 5, 1991; joined the ACC in July, 2004.

WAKE FOREST — Joined the Southern Conference in February, 1936; charter member of the ACC in 1953.

THE ACC

31st Annual ACC Women's Basketball Tournament



09ACC
 WOMEN'S BASKETBALL TOURNAMENT
 MARCH 5-8, GREENSBORO, NC
 THEACC.COM



March 5-8, 2009
Greensboro Coliseum Complex
Greensboro, North Carolina

Thursday, March 5

Game 1:	Seed #5 vs. Seed #12 (RSN)	11:00 AM
Game 2:	Seed #8 vs. Seed #9 (RSN)	3:00 PM
Game 3:	Seed #7 vs. Seed #10	6:00 PM
Game 4:	Seed #6 vs. Seed #11	8:00 PM

Friday, March 6

Game 5:	Seed #4 vs. Gm 1 winner (RSN)	11:00 AM
Game 6:	Seed #1 vs. Gm 2 winner (RSN)	3:00 PM
Game 7:	Seed #2 vs. Gm 3 winner	6:00 PM
Game 8:	Seed #3 vs. Gm 4 winner	8:00 PM

Saturday, March 7

Game 9:	ACC Semifinal 1 (FSN)	1:00 PM
Game 10:	ACC Semifinal 2 (FSN)	3:30 PM

Sunday, March 8

Game 11:	Championship Game (FSN)	1:00 PM
----------------	-------------------------------	---------





THE ACC

27th Annual Division I Women's Basketball Championship



FIRST AND SECOND ROUNDS March 21 & 23 or March 22 & 24

- The Pit/Bob King Court**
Albuquerque, N.M. • Host: New Mexico
- McKenzie Arena**
Chattanooga, Tenn. • Host: Chattanooga
- Nationwide Arena**
Columbus, Ohio • Host: Ohio State
- Arena at Gwinnett**
Duluth, Ga. • Host: Georgia
- Galen Center**
Los Angeles, Calif. • Host: Southern California
- Louis Brown Athletic Center**
Piscataway, N.J. • Host: Rutgers
- Cox Arena**
San Diego, Calif. • Host: San Diego State
- Bank of America Arena**
Seattle, Wash. • Host: Washington
- Pete Maravich Assembly Center**
Baton Rouge, La. • Host: Louisiana State
- E.A. Diddle Arena**
Bowling Green, Ky. • Host: Western Kentucky
- Comcast Center**
College Park, Md. • Host: Maryland
- Jack Breslin Student Events Center**
East Lansing, Mich. • Host: Michigan State
- Carver-Hawkeye Arena**
Iowa City, Iowa • Host: Iowa
- United Spirit Arena**
Lubbock, Texas • Host: Texas Tech
- Joyce Center**
South Bend, Ind. • Host: Notre Dame
- Harry A. Gampel Pavilion**
Storrs, Conn. • Host: Connecticut

REGIONALS March 28 & 30 or March 30 & April 1

- Berkeley Regional**
Haas Pavilion
Berkeley, Calif. • Host: California
- Raleigh Regional**
RBC Center
Raleigh, N.C. • Host: North Carolina State
- Oklahoma City Regional**
Ford Center
Oklahoma City, Okla. • Host: Big 12 Conference
- Trenton Regional**
Sovereign Bank Arena
Trenton, N.J. • Hosts: Metro Atlantic Athletic Conference & Rider
- Women's Final Four**
Scottrade Center
St. Louis, Mo. • Host: Missouri Valley Conference

MEDIA

Notes To The Media

SPORTS INFORMATION DIRECTORY

Contact us at:

850/644-1403; FAX 850/644-3820

Address Inquiries to:

Florida State Sports Information,
403 Stadium Drive West, Room D107
Tallahassee, FL 32316



Tina Dechausay
Sports Information
Director
(850) 644-1065



Ace Hunt
Assistant SID
Women's Basketball/
Cross Country/Track
& Field
(850) 644-4836



Elliott Finebloom
Associate SID
Football
(850) 644-5656



Chuck Walsh
Associate SID
Men's Basketball/Golf
(850) 644-1077



Jason Leturmy
Assistant SID
Baseball/Soccer
(850) 644-5656



Katy Baker
Assistant SID
Volleyball/Softball
(850) 645-7683



Ryan Pensy
Director of Digital
Media
(850) 645-1273



Tania Fernandez
Graduate Assistant
Women's Tennis/Cross
Country/Track & Field
(850) 644-5653



Layne Herdt
Graduate Assistant
Swimming & Diving/
Men's Tennis
(850) 644-3920



Maryjane Gardner
Program Assistant
(850) 644-2016

Press Credentials

Requests for working press credentials should be directed to the sports information office. Media representatives should contact Assistant SID Ace Hunt at least 48 hours in advance by calling (850) 644-4836 or by e-mailing him at aohunt@fsu.edu. At home games, media will be seated in front of the east stands at the Tucker Center.

Photographers

Photographers are to contact the SID office as well. Working area for all photographers will include the floor area at both ends of the court. Television camera persons should abide by the same guidelines as still photographers.

Radio

A complimentary radio line is available for visiting teams.

Game Operations

Pre-game notes, rosters and a running play-by-play will be provided along with halftime and final statistics. A fax machine is also available upon request. Live stats are available on www.seminoles.com for all home games.

Postgame Interviews

Coach Semrau and requested players will be available after a 10-minute cooling-off period. No interviews will be given on the floor immediately following the game. The visiting coach and players will be brought in on a request basis only.

Player & Coaches Interviews

All players and coaches interviews must be arranged through the SID office (850) 644-4836. Players and coaches will be available to give interviews before and after, but not during practice times.

ACC Teleconference

The 12 ACC head basketball coaches will be featured on a pair of teleconferences during the 2007-08 season. There will be a replay of each teleconference on TheACC.com. The media telephone numbers is : 913-312-6672

This year's teleconference will take place on Tuesday, March 3, 2009

Order of Appearance:

10:00 am -10:10am
Mike Petersen, Wake Forest

10:10 am -10:20 am
Beth Dunkenberger, Virginia Tech

10:20 am -10:30 am
Debbie Ryan, Virginia

10:30 am -10:40 am
Kay Yow, NC State

10:40 am -10:50 am
Sylvia Hatchell, North Carolina

10:50 am -11:00 am
Katie Meier, Miami

11:00 am -11:10 am
Brenda Frese, Maryland

11:10 am -11:20 am
MaChelle Joseph, Georgia Tech

11:20 am -11:30 am
Sue Semrau, Florida State

11:30 am -11:40 am
Joanne P. McCallie, Duke

11:40 am -11:50 am
Cristy McKinney, Clemson

11:50 am -12:00 pm
Sylvia Crawley, Boston College





MEDIA

Media Outlets

Print Media

ASSOCIATED PRESS (Local) (850) 224-1211
Fax (850) 224-2099 • Brent Kallestad*, Bill Kaczor
336 E. College Ave., Suite 301, Tallahassee, FL 32301

DAYTONA BEACH NEWS-JOURNAL (386) 681-2549
Fax (386) 253-8433 • sports@news-jrnl.com • Ken Willis (C)
901 Sixth Street, Daytona Beach, FL 32120

FLORIDA TIMES-UNION (Local) (850) 224-7515, X14
Fax (850) 681-2961 • bob.thomas@jacksonville.com • Bob Thomas*

FLORIDA TIMES-UNION 1 (800) 255-4679
Fax (904) 359-4147 • gene.fernente@jacksonville.com • Gene Frenette (C)
One Riverside Avenue, Jacksonville, FL 32202

SOUTH FLORIDA SUN-SENTINEL (954) 356-4645
Fax (954) 356-4566 • cbarnes@sun-sentinel.com
Craig Barnes*, Dave Hyde (C)
New River Center, 200 E. Las Olas Blvd., Ft. Lauderdale, FL 33301

FT. MYERS NEWS-PRESS (239) 335-0557
Fax (239) 334-0708 • mbickel@news-press.com • Craig Handel (C)
2442 Dr. Martin Luther King Jr. Blvd., Ft. Myers, FL 33901

FSView (850) 561-6653
Fax (850) 574-6578 • sports@fsview.com
954 Brevard Street, Tallahassee, FL 32304

GAINESVILLE SUN (352) 374-5055
Fax (352) 338-3128 • news_sports@gvillesun.com • Pat Dooley (C)
PO Drawer A, Gainesville, FL 32602

LAKELAND LEDGER (863) 802-7569
Fax (863) 802-7812 • RickBrown91@aol.com; sports@theledger.com
Rick Brown*, Andy Coppers (SE)
PO Box 408, Lakeland, FL 33802

MIAMI HERALD (305) 376-2387
Fax (305) 376-2295 • sports@miamiherald.com • Jeff Shain*, Edwin Pope (C), Bill Van Smith, Lydia Craver, Greg Cote, Dan Le Batard
One Herald Plaza, Miami, FL 33132-1693

NORTHWEST FLORIDA DAILY NEWS (850) 863-1111, X420
Fax (850) 863-7834 • jaredm@nwfdailynews.com • Jared Macarin
200 Racetrack Road, Ft. Walton Beach, FL 32548

OCALA STAR-BANNER (352) 867-4146
Fax (352) 867-4018 • Dwight Collins*
PO Box 490, Ocala, FL 34478

ORLANDO SENTINEL (Local) (850) 222-5564
Fax (850) 224-0979 • acarerb@orlandosentinel.com • Andrew Carter*
336 E. College Avenue, Suite 303, Tallahassee, FL 32301

ORLANDO SENTINEL (407) 420-5474
Fax (407) 420-5069 • sports@orlandosentinel.com
Mike Bianchi (C), David Whitley (C)
633 N. Orange Avenue, Orlando, FL 32802

THE OSCEOLA (850) 222-7733
Fax (850) 224-3627 • news@osceolanews.com
Ira Schoffel, Rick Jones, Derek Redd
402 Dunwoody Street, Tallahassee, FL 32304

PALM BEACH POST (561) 820-4444
Fax (561) 820-4481 • pbports@pbpost.com
Dave George (C), Tom D'Angelo*
2751 S. Dixie Highway, W. Palm Beach, FL 33405

PANAMA CITY NEWS-HERALD (850) 747-5069
Fax (850) 747-5097 • sports@pcnh.com • Pat McCann (SE)
PO Box 1940, Panama City, FL 32401

PENSACOLA NEWS-JOURNAL (850) 435-8552
Fax (850) 434-6241 • sports@pensacolanewsjournal.com • Bill Vilona (SE)
101 E. Romana Street, Pensacola, FL 32502

SARASOTA HERALD-TRIBUNE (941) 953-7755
Fax (941) 957-5444 • newscoast.com
Chris Anderson, Doug Fernandes(C)
801 S. Tamiami Trail, Sarasota, FL 34236

ST. PETERSBURG TIMES (813) 226-3347
Fax (813) 226-3381 • landman@sptimes.com
Brian Landman*, Gary Shelton (C), John Romano
PO Box 1211, St. Petersburg, FL 33731

TALLAHASSEE DEMOCRAT (850) 599-2167
Fax (850) 599-2301 • sports@tallahassee.com
Jim Lamar (SE), Steve Ellis*, Corey Clark*
277 N. Magnolia Drive, Tallahassee, FL 32301

TAMPA TRIBUNE (813) 259-7655
Fax (813) 259-8148 • sports@tampatrib.com
Martin Fennelly (C), Joey Johnston (C), Joe Henderson (C)
200 S. Parker St., Tampa, FL 33606

*Beat writer (C) Columnist (SE) Sports Editor

Electronic Media

CABLE 6 (FLORIDA CHANNEL) (850) 488-1281
Fax (850) 488-4876 • bswitzer@mailers.fsu.edu
Beth Switzer, Executive Producer
402 South Monroe, Capital Building, Suite 901
Tallahassee, FL 32399

FLORIDA RADIO NETWORK (Local) (850) 222-1827
Fax (850) 222-3567 • Mike Gentine • mikegentine@clearchannel.com
336 E. College Ave., Suite 103, Tallahassee, FL 32301

FSU HEADLINES/TV & RADIO (850) 644-1360
Fax (850) 644-8344 • Dennis Schnittker, Jay Wirth, Tom Block

SEMINOLE ISP SPORTS NETWORK (850) 645-7850
Fax (850) 644-3352 • Mike McClure (Network Contact)
PO Drawer 2915, Tallahassee, FL 32316
Gene Deckerhoff (Play-by-Play) (850) 893-2576
Fax (850) 668-0864
2704 Vasser Road, Tallahassee, FL 32308

SUN SPORTS (407) 648-1150
Fax (407) 292-3939
1000 Legion Place, Ste 1600, Orlando, FL 32801
Broadcast Team: Paul Kennedy, Keith Jones, Tom Block

WCTV-TV (CBS) (850)906-0477
Fax (850) 668-3851 • beaubishop@wctv6.com
Elton Gumbel, Rob Shaw, Dave Robins
1801 Halestad Blvd, Tallahassee, FL 32309

WFLA-RADIO/WNLS (850) 422-3107
Fax (850) 383-0747 • WNLS-AM@clearchannel.com
Jeff Cameron, Matt Millar
325 John Knox Rd., Bldg G, Tallahassee, FL 32303

WFSU-RADIO (850) 487-3086 X 368
Fax (850) 487-3093 • klock@fsu.edu • Kristin Lock
1600 Red Barber Plaza, Tallahassee, FL 32310

WFSU-TV (850) 487-3170
Fax (850) 487-3093 • bswitzer@mailers.fsu.edu • Beth Switzer
1600 Red Barber Plaza, Tallahassee, FL 32310

WJHG-TV (NBC) (850) 234-7777
Fax (850) 233-6647 • scott.rossman@wjhg.com
Scott Rossman, Tim Owens
8195 Front Beach Rd., Panama City Beach, FL 32407

WTNT-RADIO (850) 422-3107
Fax (850) 383-0747 • whayes@clearchannel.com • Woody Hayes
325 John Knox Rd, Bldg G, Tallahassee, FL 32303

WTXL-TV (ABC) (850) 893-3127
Fax (850) 668-1460 • p.scott@wtxl.tv • Brad Dalton
8440 Deer Lake, S., Tallahassee, FL 32312

2008-09 FSU Women's Basketball Radio Schedule

Date	Opponent	Time	Station
Nov. 16	Florida Gulf Coast	2:00 pm	100.7 FM
Nov. 18	at North Florida	7:00 pm	1270 AM
Nov. 20	College of Charleston	6:00 pm	TBD
Nov. 23	Florida	2:00 pm	100.7 FM
Nov. 25	Southeast Missouri State	11:00 am	1270 AM
Nov. 28	Murray State	7:00 pm	1270 AM
Nov. 29	Valparaiso/Colorado State	7/9:00 pm	TBD
Dec. 3	Penn State	7:00 pm	1270 AM
Dec. 7	at Temple	2:00 pm	100.7 FM
Dec. 14	Mercer	2:00 pm	100.7 FM
Dec. 18	Northern Colorado	TBA	100.7 FM
Dec. 19	Washington	TBA	1270 AM
Dec. 21	Connecticut	TBA	TBD
Dec. 28	LSU	3:00 pm	100.7 FM
Dec. 31	Central Florida	6:00 pm	1270 AM
Jan. 5	Texas A&M	7:00 pm	1270 AM
Jan. 8	at Virginia Tech	7:00 pm	1270 AM
Jan. 11	Clemson	3:00 pm	100.7 FM
Jan. 15	at NC State	7:00 pm	1270 AM
Jan. 18	Georgia Tech	1:00 pm	100.7 FM
Jan. 23	at Virginia	7:00 pm	1270 AM
Jan. 29	Duke	7:00 pm	1270 AM
Feb. 2	Maryland	7:00 pm	1270 AM
Feb. 5	at Boston College	7:00 pm	1270 AM
Feb. 8	at Miami	2:00 pm	1270 AM
Feb. 13	North Carolina	6:30 pm	100.7 FM
Feb. 19	at Clemson	7:00 pm	1270 AM
Feb. 22	Miami	2:00 pm	1270 AM
Feb. 24	Virginia	7:00 pm	1270 AM
March 1	at Wake Forest	3:00 pm	1270 AM
March 5-8	ACC Tournament	TBD	TBD



Ryan Pency



Melissa Bruner

THE SEMINOLES ON RADIO

Florida State fans can follow the Seminoles whether on the road or at home as WNLS-AM (1270) and WFLA-FM (100.7) of Tallahassee will carry every FSU women's basketball game this season.

Every game will also be broadcast over the Internet by accessing www.seminoles.com, the official athletics website of Florida State University.

In 2003, Pency became a full-time member of the Florida State athletics staff as an Information Technology Manager. In 2005, Pency was promoted to Director of Digital Media. Some of his duties at FSU include oversight of Seminole.com and Seminole.com All-Access, managing online partner relationships, creating new online revenue opportunities, coordination of ACC Select and editor of the *Seminole Dispatch*, FSU athletics weekly online newsletter.

Pency called his fourth consecutive NCAA Women's Basketball tournament this past season as the Seminoles advanced to the 2nd round of the New Orleans Regional. Pency is also the co-host of the "Sue Semrau TV Show," and enters his fifth season as the coordinating producer for the Seminole ISP Sports Network football broadcasts.

In 2006, Pency was instrumental in the launch of ACC Select at Florida State. In the first year, ACC Select aired 55 video streamed events at Florida State. Pency will continue as the Executive Producer of all ACC Select events in 2008.

In 2007, Pency launched the Seminole.com podcast channel and during this time the podcast service has had outstanding success drawing national attention for content and creativity.

Joining Pency for the second consecutive season in the role of color analyst will be FSU Women's Basketball Director of Basketball Operations Melissa Bruner.

SEMINOLES.COM

Florida State University's official athletics website can be accessed by visiting www.seminoles.com. Women's basketball fans will be able to find pre-game notes, game stories and box scores, updated statistics, features and much, much more

THEACC.COM

The Atlantic Coast Conference official website can be accessed by visiting www.TheACC.com. In addition to links of all 12 ACC school athletic websites, TheACC.com will have an updated basketball release, including stats, following each day of competition. The ACC Player and Rookie of the Week will be posted on Monday afternoons.





Seminole Productions



Mark Rodin
Program Director



Jim Garbarino
Associate Program
Director and
Videoboard Operations
Supervisor



D.D. Garbarino
Senior Producer




Jerry Tootle
Senior Producer



Jim Shaw
Videoboard
Coordinator



Phil Jackson
Assistant Videoboard
Coordinator



Brant Wells
Producer/Editor



Greg Christopher
Digital/On Line
Media Producer



Chris Provine
Animator

Anyone who has visited the second floor broadcast facilities in the Moore Athletic Center has seen them, the two very large yet overcrowded trophy cases in the Seminole Productions area. Well the cases just became a little more crowded. Seminole Productions received notification from the national Aurora Awards competition that they will be adding four new pieces of hardware to their bustling collection.

Seminole Productions staff members were recognized for their work with FSU athletics and the Florida Real Estate Brokers Association. Of the four Aurora Awards received, two were Platinum Best of Show Awards recognizing the top productions in their category, while two others were Gold Awards recognizing production excellence.

The Platinum Best of Show awards went to Brant Wells for his Pow Wow Basketball Music Video and Jim Garbarino for the 2007 Bobby Bowden Show open. The Gold Awards went to Jerry Tootle for his Radon Awareness Training Video for the Florida Real Estate Brokers Association and to DD Garbarino, Brant Wells and Jim Garbarino for their work on the Football Team Entrance Video that played as the football team took to the field during the 2007 season. Previous Aurora Award winners include Disney I.D.E.A.S, The History Channel, A&E Network and Fox Sports Net. The Aurora statue itself was commissioned specifically for the competition by a nationally renowned sculptor. The statues are cast in the same foundry that creates the Emmy, Oscar and Clio statues.

In 2006 and again in 2007, in competition against universities across North America, Seminole Productions took home the Golden Matrix Award (GMA) 2 years in a row for having the Best Overall Video Display for Universities. The Golden Matrix Award means that the content appearing on the Seminole Vision screens at all FSU home football, baseball and basketball games was judged to be the best in the nation for Universities. The Golden Matrix Awards are voted on by In-Game Entertainment and Video Display professionals across North America and includes league members from the NFL, MLB, NHL, NBA, and Universities as well as representatives from Stadiums and Arenas. Finalists for the GMA award for universities included The University of Nebraska, Ohio State University, University of Illinois, Texas A&M, Purdue and Baylor.

With an experienced, award-winning staff and creative and talented students, Seminole Productions is looked at as a leader in sports production, graphics and corporate video. Creating the perfect blend of high-tech wizardry with good ole' Seminole sports action is a big part of what Seminole Productions is all about.

Established in 1987, Seminole Productions handles virtually every video production need for Florida State Athletics and teaches advanced courses in video production and performance to FSU Communication students. Seminole Productions produces the Bobby Bowden TV Show, the Seminole Basketball Report with Leonard Hamilton and the Mike Martin Show, as well as Seminole Sports Magazine and contracted shows for Sun Sports/Fox Sports Net. Seminole Productions also produces all of the production elements for Seminole Vision, the in-game entertainment productions for all of FSU football, basketball, and baseball home contests. Seminole Productions also provides visual communications support for Government and other agencies throughout the state of Florida. Contact Mark Rodin at marodin@fsu.edu for more information.



MEDIA

Seminole On The Air

Since 1988, Sun Sports Network, previously known as Sunshine Sports, has been the exclusive regional sports network home of FSU athletics in Florida. Available in over 6.4 million homes statewide via cable and satellite, Sun Sports Network provides more coverage of FSU athletics than any other Florida television outlet. FSU was the first local team to sign an agreement with Sun Sports prior to the network's 1988 launch and is one of its cornerstone properties.



sports prior to



Sun Sports Network's extensive coverage of FSU sports is available to fans not just in Florida, but across the U.S., enabling alumni from coast-to-coast to follow their team year-round. In addition to distribution on cable

and satellite in Florida, Sun Sports Network is also available nationwide on satellite, from DirecTV and DISH Network. Much of Sun Sports' FSU programming is also available to digital cable subscribers nationwide via Fox Sports Digital Nets, a programming service offered to cable systems throughout the U.S.

Each year, Sun Sports Network airs and produces numerous FSU games/programs, including its own production of every FSU regular season football game, which replay statewide on Sun Sports on Sunday evenings during "Prime Time 'Noles," and again on Monday afternoon. "The Bobby Bowden Show" can be seen statewide Sunday afternoons. Weekly highlights of FSU athletics air Saturdays with "Seminole Sports Magazine" and "Seminole Uprising," all on Sun Sports Network. In addition, the 'Noles are discussed on Sun Sports' popular "SportsTalk Live" show featuring media panelists from around the state each Monday night.

Sun Sports is also the home of "the Sue Semrau Show" which airs four times through the basketball season as well as Seminole Sports Magazine. The network also airs "ACC All Access," Mondays at 6:30 p.m. and numerous other games/events for the ACC, giving FSU fans coverage of not only their home team, but FSU's conference opponents as well.



ACC Select

Seminole fans continue to have a new way to see the FSU sports they love thanks to a new broadband network called ACC Select. The ACC Select network will stream Seminole sports like baseball, women's soccer, women's basketball, men's and women's tennis, volleyball, track and softball that are not available through traditional broadcast and cable television distribution. Never before have such a large number of events been streamed in their entirety, giving fans the opportunity to see home and away games live or on-demand whenever and wherever they want.



The Atlantic Coast Conference, in partnership with Raycom Sports and Lincoln Financial Sports, will offer online video streaming of Seminole and all 12 ACC conference school sports during the 2006-2007 school year. All ACC Championship events not currently televised will also be available on the network. The new network is made possible with the production and technical capabilities of Turner Broadcasting.

ACCSelect.com will feature over 10 Seminoles women's basketball games this season. A partnership between the ACC, PlayON! Sports (a division of Turner Broadcasting), Raycom Sports, and Lincoln Financial Sports, ACCSelect.com is your home for exclusive coverage of FSU events you can't see anywhere else. Visit accselect.com/fsu today! Fans can watch events live or on-demand on a per-event basis (\$4.99 per event) while monthly subscriptions cost \$9.99 and annual passes are just \$69.99.

2008-09 FSU Women's Basketball TV Schedule

Jan. 11Clemson (RSN) 3:00 pm
Jan. 18Georgia Tech (RSN) 6:00 pm
Jan. 23at Virginia (RSN) 7:00 pm
Feb. 13North Carolina (RSN) 6:30 pm
Feb. 22Miami (RSN) 1:00 pm

RSN – Regional Sports Network (Comcast SportsNet, Fox Sports Net South, Fox Sports Net Florida, and New England Sports Network)



John Neiser
Seminole Productions
Video Assistant
Third Season

For the third year in a row, John Neiser will be capturing all the action on and off the court this year for the Florida State women's basketball team. A native of Palm Harbor, Fla., he attends all of women's basketball events, including accompanying the team on road trips, and chronicles the women's basketball program with an assortment of video productions that can be viewed on Seminole.com as well as Seminole Sports Magazine and the Sue Semrau Show. In addition to his video work, Neiser has lent a hand at the FSU summer basketball camps. Currently pursuing a degree in media production, Neiser got his start in video production at Calvary Christian High School in Clearwater. During his high school days, Neiser served as student body president as well as captain of the cross country team.





SENIORS



JUNIORS

ATHLETIC TRAINING • SPORTS MEDICINE



SOPHOMORES



FRESHMEN

2008-09 WOMEN'S BASKETBALL SCHEDULE

DATE..... OPPONENTLOCATION.....TV.....TIME

NOVEMBER

Nov. 2.....Premier Players (EX).....TUCKER CENTER2:00 p.m.
 Nov. 10.....DT3 (EX).....TUCKER CENTER7:00 p.m.
 Nov. 16.....Florida Gulf Coast.....TUCKER CENTER2:00 p.m.
 Nov. 18.....at North Florida.....Jacksonville, Fla.....7:00 p.m.
 Nov. 20.....College of Charleston.....TUCKER CENTER6:00 p.m.
 Nov. 23.....Florida.....TUCKER CENTER2:00 p.m.
 Nov. 25.....Southeast Missouri State.....TUCKER CENTER11:00 a.m.
 Nov. 28.....vs. Murray State (1).....Fort Collins, Colo.....7:00 p.m.
 Nov. 29 ..vs. Valparaiso/Colorado State (1)..Fort Collins, Colo.....7/9:00 p.m.

DECEMBER

Dec. 3.....Penn State (2).....TUCKER CENTER7:00 p.m.
 Dec. 7.....at Temple.....Philadelphia, Pa.....2:00 p.m.
 Dec. 14.....Mercer.....TUCKER CENTER2:00 p.m.
 Dec. 18-21.....Caribbean Classic (3).....Cancun, Mexico.....TBA
 Dec. 28.....at LSU.....Baton Rouge, La.....3:00 p.m.
 Dec. 31.....Central Florida.....TUCKER CENTER6:00 p.m.

JANUARY

Jan. 5.....Texas A&M.....TUCKER CENTER7:00 p.m.
 Jan. 8.....at Virginia Tech *.....Blacksburg, Va.....7:00 p.m.
 Jan. 11.....Clemson *.....TUCKER CENTER .RSN ..3:00 p.m.
 Jan. 15.....at N.C. State *.....Raleigh, N.C.....7:00 p.m.
 Jan. 18.....Georgia Tech *.....TUCKER CENTER .RSN ..6:00 p.m.
 Jan. 23.....at Virginia *.....Charlottesville, Va.RSN ...7:00 p.m.
 Jan. 29.....Duke *.....TUCKER CENTER7:00 p.m.

DATE..... OPPONENTLOCATION.....TV.....TIME

FEBRUARY

Feb. 2.....Maryland *.....TUCKER CENTER7:00 p.m.
 Feb. 5.....at Boston College *.....Boston, Mass.....7:00 p.m.
 Feb. 8.....at Miami *.....Miami, Fla.....2:00 p.m.
 Feb. 13.....North Carolina *.....TUCKER CENTER .RSN ..6:30 p.m.
 Feb. 19.....at Clemson *.....Clemson, S.C.....7:00 p.m.
 Feb. 22.....Miami *.....TUCKER CENTER .FSN ..1:00 p.m.
 Feb. 24.....Virginia *.....TUCKER CENTER7:00 p.m.

MARCH

March 1.....at Wake Forest *.....Winston-Salem, N.C.....3:00 p.m.
 March 5-8.....ACC Tournament (4).....Greensboro, N.C.....TBD

(1) CSU Rocky Mountain Invitational (Fort Collins, Colo.) • (2) ACC/Big Ten Challenge (Tallahassee, Fla.) • (3) Carribean Classic (Cancun, Mexico) • (4) ACC Tournament (Greensboro, N.C.) SCHEDULE IS TENTATIVE AND SUBJECT TO CHANGE * Denotes ACC Contest • Home Games Listed In BOLD Type

www.seminoles.com

