



# FLORIDA STATE

SWIMMING & DIVING

**2022-23 RECORD BOOK**





## QUICK FACTS

**President:** Richard McCullough

**Location:** Tallahassee, Fla.

**Enrollment:** 43,953

**Founded:** 1851

**Symbol:** Seminoles

**Colors:** Garnet and Gold

**Conference:** ACC

### All-Time Record

**Women:** 360-176-5

**Men:** 483-225-2

**First Season:** 1949

**Director of Athletics:** Michael Alford

**Faculty Athletics Representative:** Dr. Mike Brady

**Head Coach:** Neal Studd - FAU '98

**Record at FSU:** 38-18-1 (W); 28-15 (M) (7th season)

**Overall Record:** 128-43-1 (W, 16th season); 28-15 (M, 7th season)

**Contact:** Christa Salerno

**Office Phone:** (850) 645-5653

**Email:** csalerno@fsu.edu

**Website:** Seminoles.com

**Head Diving Coach:** John Proctor - Texas - Permian Basin (9th year)

**Associate Swim & Dive Head Coach:** Athena Miller - Mount Union '08 (1st season)

**Assistant Swimming Coach:** Steve Barnes - Ithica '05 (1st season)

**Assistant Swimming Coach:** Steve Wood - SIU'14 (2nd season)

**Assistant Swimming Coach:** Ben Zajic - Lafayette '17 (1st season)

**Volunteer Assistant:** Savannah DuPuis - Arizona State '20 (1st season)

**Director of Operations:** Lauren Jordan

### 2021-22 Results

#### **Women**

Overall Record: 6-1-0

ACC Record: 2-0

ACC Finish: 8th, 549

NCAA Finish: N/A

#### **Men**

Overall Record: 4-0

ACC Record: 1-0

ACC Finish: 6th, 676

NCAA Finish: N/A



**Home Venue:** Morcom Aquatics Center

**Address:** 2560 Pottsdamer Street, Tallahassee, FL 32310

**Phone:** 850-644-7665

**First Year:** 2008-09

### Media Policies

All interviews, photo or video requests of coaches or student-athletes must be arranged through the sports information office. Please contact Christa Salerno for further questions.





# 2022-23 FSU SWIM/DIVE ROSTER



**Tazman  
Abramowicz**  
Diving • Gr.  
Calgary, Alberta



**Adrain Aguilar**  
Fly/Free • Sr.  
Miami, Fla.



**Sam Bork**  
Free/Back/Fly • Fr.  
Appleton, Wisc.



**Tommaso  
Bravelli**  
Breast • Fr.  
Bologna, Italy



**Jason Brzozowski**  
Free/IM • So.  
Sarasota, Fla.



**Eli Butters**  
Fly/Free • So.  
St. Louis, Mo.



**Telly Coleman**  
Free • Jr.  
LaVergne, Tenn.



**Ian Cooper**  
Free • r-Jr.  
St. Johns, Fla.



**Rian Covington**  
Fly/Free • So.  
Jacksonville, Fla.



**Jaden Cunningham**  
Breast/IM • Fr.  
Chesapeake  
Beach, Mary.



**Marcos  
Egri-Martin**  
Breast/Fly • Fr.  
Fort Myers, Fla.



**Aziz Ghaffari**  
Free • Sr.  
Tunis, Tunisia



**Calvin  
Groenewold**  
Breast/IM • Jr.  
Lombard, Ill.



**Jack Hall**  
Free • Fr.  
Jacksonville, Fla.



**Brennan  
Hammond**  
Fly • Sr.  
Mount Olive, NJ



**Tyler Hanley**  
Fly • So.  
Oviedo, Fla.



**Jesco Helling**  
Diving • Jr.  
Dresden, Germany




**Mason Herbet**  
Back/IM • Jr.  
Oviedo, Fla.



**Jokubas Keblys**  
Free • So.  
Panevezys,  
Lithuania




**Utku Kurtdere**  
IM/Free/Fly • Fr.  
Istanbul, Turkey



**Ian Lauritzen**  
Back/Free • Jr.  
Yefremov, Russia




**Connor Lowery**  
Back • Jr.  
Jackson Hole,  
Wyoming



**Luke Maggiore**  
IM • Fr.  
Panama City  
Beach, Fla.



**Jason Martindale**  
Breast • So.  
Panama City,  
Panama.



**Nick Mason**  
Fly/Back/IM • Sr.  
Saint Charles, Ill.



**Dominic Miller**  
Free/Fly • So.  
St. Johns, Fla.



**Varis Monroe**  
Free • So.  
Jupiter, Fla.



**Blake Moran**  
Free • Sr.  
Jacksonville, Fla.



**Darwin Nolasco**  
Diving • Jr.  
Monterrey,  
Mexico.



**Auben Nugent**  
Fly/IM/Back/Free • Sr.  
Rochester Hills,  
Mich.



**Arijus Pavlidi**  
Back/Fly • So.  
Vilnius, Lithuania



**Tiago Pereira**  
Free/Fly • So.  
Rio de Janeiro,  
Brazil



**David Quirie**  
Free • Jr.  
Nepean, Ontario



**Riley Sampson**  
Free • Fr.  
Silver Springs, Fla.



**Quintin Scholz**  
Free • Sr.  
Niceville, Fla.



**Miguel Sierra**  
Fly • So.  
Cutler Bay, Fla.



**Zachary Smith**  
Free/Fly • Jr.  
Skysville, Mary.




**Stephen Speck**  
Breast • Jr.  
Pensacola, Fla



**Cameon  
Taddonio**  
Free • Sr.  
Boca Raton, Fla.



**David Vargas**  
Diving • Jr.  
Mexico City,  
Mexico




**Peter Varjasi**  
Free • Sr.  
Erlangen,  
Germany



**Carlos Vasquez**  
Free/Fly • Sr.  
Fort Lauderdale,  
Fla.




**Max Wilson**  
Back/IM/Free • Fr.  
St. Thomas, U.S.



**Yordan Yanchev**  
Free • Jr.  
Sandanski,  
Bulgaria



**Brooke Arnold**  
Free • So.  
St. Johns, Fla.



**Gabrianna Banks**  
Free • Jr.  
Plantation, Fla.



**Jenny Bird**  
Back/Fly • So.  
Lantana, Fla.



**Marby Bishop**  
Free/Fly • Fr.  
Tampa, Fla



**Sydney Boals**  
Free/IM • So.  
New Albany, Ohio



**Julia Brzososki**  
Free/IM • Fr.  
Sarasota, Fla.



**Jessica Buntman**  
• Jr.  
Fredrick, Mary.



**Kiara Caamano**  
Free • Fr.  
Jupiter, Fla.



**Cassidy Carder**  
Diving • Fr.  
Huntington  
Beach, Calif.



**Giuliana Carlini**  
Free/Back • Fr.  
Esterro, Fla.




**Victoria Cervantes**  
Diving • So.  
Guadalajara, Mexico



**Kayleigh Clark**  
Diving • Jr.  
Marietta, Ga.



**Sydney Cole**  
Free/IM • Jr.  
Omaha, Neb.



**Elena Dewhurst**  
Free • So.  
London, England



**Alexandra Dicks-**  
Free • So.  
Vienna, Va.



**Ella Dyjak**  
Free • So.  
Waterford, Conn.



**Sarah Evans**  
Free/Back • Fr.  
Fort Pierce, Fla.



**Aryanna  
Fernandes**  
Fly/IM • r-Sr.  
Ajax, Ontario



**Sophie Freeman**  
Fly • Fr.  
Colchester, Essex



**Isabel Gregersen**  
Diving • So.  
Arvada, Co.



**Pheobe Griffiths**  
Free • Jr.  
London, England



**Jenny Halden**  
Fly/Free • Jr.  
Kongsberg/  
Bærum, Norway



**Jaden Herbet**  
Back/Fly • Jr.  
Winter Springs,  
Fla.



**Maddy Huggins**  
Breast/IM • So.  
Carbondale, Ill.



**Edith Jernstedt**  
Fly/IM • So.  
Västerås, Sweden



**Vivian Johnson**  
Diving • Jr.  
The Woodlands,  
Texas



**Zsofia Kurdi**  
Free/Breast • Jr.  
Erd, Hungary



**Des Lewis**  
Free/Back • So.  
Grand Terrance,  
Calif.



**Julia Mannson**  
Breast • Fr.



**Madeline McDonald**  
Back/Free • r-Sr.  
Windsor, Ontario



**Anna Metzler**  
IM/Back/Free • r-Sr.  
Regensburg,  
Germany



**Rachel Moran**  
Breast • So.  
Naples, Fla.



**Gloria Muzito**  
Free • So.  
Sundsvall, Sweeden



**Arianna Ottavianelli**  
Free/Fly • r-So.  
Bettendorf, Iowa



**Natalie Peterson**  
Back • Jr.  
Waterloo, Canada



**Tania Quagliari**  
Back/Free • Sr.  
Nonantola, Italy



**Skylar Ruffner**  
Diving • So.  
San Clemente,  
Calif.



**Malaika Schnieder**  
Free/Breast • Fr.  
Hamberg,  
Germany



**Sydney VanOvermeiren**  
Breast/IM • Sr.  
Oswego, Ill.



**Samantha Vear**  
Diving • Jr.  
Conroe, Texas



**Ashley Zettle**  
Free • Jr.  
Sothlake, Texas



## 2022-23 FSU SWIM/DIVE COACHES



**Neal Studd**  
Head Coach  
7th Season



**John Proctor**  
Head Diving  
Coach  
9th Season



**Athena Miller**  
Associate Head  
Coach  
1st Season



**Steve Barnes**  
Assistant Coach  
1st Season



**Steve Wood**  
Assistant Coach  
2nd Season



**Ben Zajic**  
Assistant Coach  
1st Season



# COACHING RECORDS

## Women's

### Under Terry Maul

|       | W   | L  | T | Pct. |
|-------|-----|----|---|------|
| 1976  | 2   | 4  | 0 | .333 |
| 1977  | 8   | 4  | 0 | .667 |
| 1978  | 6   | 3  | 0 | .667 |
| 1979  | 10  | 2  | 0 | .833 |
| 1980  | 9   | 3  | 1 | .692 |
| 1981  | 11  | 1  | 0 | .917 |
| 1982  | 6   | 2  | 0 | .750 |
| 1983  | 6   | 3  | 0 | .667 |
| 1984  | 7   | 2  | 1 | .700 |
| 1985  | 2   | 6  | 0 | .250 |
| 1986  | 6   | 5  | 0 | .545 |
| 1987  | 7   | 4  | 0 | .636 |
| 1988  | 8   | 3  | 0 | .724 |
| 1989  | 7   | 5  | 0 | .583 |
| 1990  | 10  | 5  | 0 | .667 |
| 1991  | 3   | 5  | 0 | .375 |
| 1992  | 7   | 6  | 0 | .538 |
| 1993  | 6   | 5  | 0 | .545 |
| Total | 121 | 68 | 2 | .641 |

### Under Don Gibb

| Year  | W  | L  | T | Pct. |
|-------|----|----|---|------|
| 1994  | 6  | 5  | 0 | .546 |
| 1995  | 3  | 8  | 0 | .272 |
| 1996  | 4  | 5  | 0 | .444 |
| 1997  | 4  | 5  | 0 | .444 |
| 1998  | 5  | 2  | 0 | .714 |
| 1999  | 4  | 4  | 0 | .500 |
| Total | 26 | 29 | 0 | .472 |

### Under Neil Harper

|       |     |    |   |      |
|-------|-----|----|---|------|
| 2000  | 5   | 4  | 0 | .555 |
| 2001  | 7   | 5  | 0 | .583 |
| 2002  | 14  | 2  | 0 | .875 |
| 2003  | 12  | 2  | 0 | .857 |
| 2004  | 15  | 2  | 0 | .882 |
| 2005  | 14  | 3  | 0 | .764 |
| 2006  | 13  | 2  | 0 | .867 |
| 2007  | 9   | 1  | 0 | .900 |
| 2008  | 17  | 3  | 0 | .809 |
| 2009  | 7   | 8  | 0 | .437 |
| 2010  | 8   | 3  | 0 | .727 |
| 2011  | 10  | 1  | 0 | .909 |
| 2012  | 11  | 1  | 0 | .917 |
| 2013  | 13  | 1  | 0 | .929 |
| Total | 155 | 38 | 0 | .803 |

### Under Frank Bradley

|       |    |    |   |      |
|-------|----|----|---|------|
| 2014  | 7  | 2  | 0 | .778 |
| 2015  | 1  | 5  | 0 | .200 |
| 2016  | 5  | 8  | 0 | .385 |
| Total | 13 | 15 | 0 | .464 |

### Under Neal Studd

|        |    |    |   |      |
|--------|----|----|---|------|
| 2017   | 5  | 2  | 0 | .714 |
| 2018   | 5  | 7  | 0 | .417 |
| 2019   | 11 | 1  | 0 | .916 |
| 2020   | 7  | 5  | 0 | .583 |
| 2021   | 4  | 2  | 1 | .571 |
| Totals | 31 | 17 | 1 | .632 |

## Men's

### N.B. Bim Stults

|        | W   | L  | T | Pct.  |
|--------|-----|----|---|-------|
| 1949   | 3   | 6  | 0 | .333  |
| 1950   | 7   | 2  | 0 | .778  |
| 1951   | 7   | 0  | 0 | 1.000 |
| 1952   | 5   | 2  | 1 | .688  |
| 1953   | 7   | 1  | 0 | .875  |
| 1954   | 9   | 0  | 0 | 1.000 |
| 1955   | 6   | 0  | 0 | 1.000 |
| 1956   | 9   | 2  | 0 | .818  |
| 1957   | 8   | 3  | 0 | .727  |
| 1958   | 9   | 1  | 1 | .818  |
| 1959   | 8   | 1  | 0 | .889  |
| 1960   | 10  | 0  | 0 | 1.000 |
| 1961   | 9   | 1  | 0 | .900  |
| 1962   | 11  | 1  | 0 | .917  |
| 1963   | 6   | 3  | 0 | .667  |
| 1964   | 7   | 0  | 0 | 1.000 |
| 1965   | 9   | 0  | 0 | 1.000 |
| 1966   | 7   | 1  | 0 | .875  |
| 1967   | 9   | 2  | 0 | .818  |
| 1968   | 4   | 4  | 0 | .500  |
| 1969   | 8   | 2  | 0 | .800  |
| 1970   | 7   | 3  | 0 | .700  |
| 1971   | 8   | 3  | 0 | .727  |
| 1972   | 4   | 6  | 0 | .400  |
| 1973   | 5   | 5  | 0 | .500  |
| Totals | 182 | 49 | 2 | .781  |

### Under Terry Carlisle

|        |    |    |   |      |
|--------|----|----|---|------|
| 1974   | 4  | 6  | 0 | .444 |
| 1975   | 5  | 6  | 0 | .556 |
| 1976   | 6  | 3  | 0 | .667 |
| 1977   | 5  | 5  | 0 | .500 |
| Totals | 20 | 20 | 0 | .500 |

### Under John Stafford

|        |    |    |   |      |
|--------|----|----|---|------|
| 1978   | 9  | 2  | 0 | .818 |
| 1979   | 6  | 2  | 0 | .750 |
| 1980   | 5  | 5  | 0 | .500 |
| 1981   | 4  | 5  | 0 | .444 |
| 1982   | 6  | 2  | 0 | .750 |
| Totals | 30 | 16 | 0 | .652 |

### Under Bill Shults

|        |    |    |   |      |
|--------|----|----|---|------|
| 1983   | 5  | 4  | 0 | .555 |
| 1984   | 3  | 9  | 0 | .250 |
| 1985   | 4  | 4  | 0 | .500 |
| 1986   | 7  | 6  | 0 | .800 |
| Totals | 19 | 23 | 0 | .452 |

### Under Bill Shults & Terry Maul

|        |    |    |   |      |
|--------|----|----|---|------|
| 1987   | 7  | 4  | 0 | .636 |
| 1988   | 7  | 3  | 0 | .636 |
| 1989   | 5  | 5  | 0 | .000 |
| 1990   | 7  | 4  | 0 | .636 |
| Totals | 27 | 16 | 0 | .628 |

### Under Terry Maul

|        |    |    |   |      |
|--------|----|----|---|------|
| 1991   | 4  | 2  | 0 | .667 |
| 1992   | 10 | 4  | 0 | .714 |
| 1993   | 8  | 4  | 0 | .667 |
| Totals | 22 | 10 | 0 | .688 |

### Under Don Gibb

|        |    |    |   |       |
|--------|----|----|---|-------|
| 1994   | 6  | 6  | 0 | .500  |
| 1995   | 5  | 6  | 0 | .400  |
| 1996   | 5  | 4  | 0 | .556  |
| 1997   | 9  | 0  | 0 | 1.000 |
| 1998   | 6  | 1  | 0 | .857  |
| 1999   | 6  | 1  | 0 | .857  |
| Totals | 36 | 18 | 0 | .666  |

### Under Neil Harper

|        |     |    |   |      |
|--------|-----|----|---|------|
| 2000   | 4   | 4  | 0 | .500 |
| 2001   | 5   | 7  | 0 | .384 |
| 2002   | 10  | 3  | 0 | .769 |
| 2003   | 11  | 2  | 0 | .846 |
| 2004   | 9   | 3  | 0 | .750 |
| 2005   | 10  | 3  | 0 | .769 |
| 2006   | 9   | 3  | 0 | .750 |
| 2007   | 5   | 2  | 0 | .714 |
| 2008   | 10  | 5  | 0 | .667 |
| 2009   | 7   | 4  | 0 | .636 |
| 2010   | 6   | 2  | 0 | .750 |
| 2011   | 7   | 2  | 0 | .778 |
| 2012   | 7   | 3  | 0 | .700 |
| 2013   | 8   | 2  | 0 | .800 |
| Totals | 108 | 45 | 0 | .705 |

### Under Frank Bradley

|        |   |    |   |      |
|--------|---|----|---|------|
| 2014   | 4 | 1  | 0 | .800 |
| 2015   | 1 | 4  | 0 | .200 |
| 2016   | 4 | 6  | 0 | .400 |
| Totals | 9 | 11 | 0 | .450 |

### Under Neal Studd

|        |    |    |   |       |
|--------|----|----|---|-------|
| 2017   | 3  | 2  | 0 | .600  |
| 2018   | 4  | 5  | 0 | .444  |
| 2019   | 5  | 5  | 0 | .500  |
| 2020   | 6  | 3  | 0 | .666  |
| 2021   | 6  | 0  | 0 | 1.000 |
| Totals | 24 | 15 | 0 | .615  |



# WOMEN'S ALL-TIME SERIES

| School                | W  | L  | T | Pct.  | School               | W          | L          | T        | Pct.        |
|-----------------------|----|----|---|-------|----------------------|------------|------------|----------|-------------|
| Alabama               | 12 | 12 | 0 | .500  | Nova Southeastern    | 1          | 0          | 0        | 1.000       |
| Arizona               | 0  | 1  | 0 | .000  | Ohio State           | 1          | 0          | 0        | 1.000       |
| Arizona State         | 1  | 1  | 0 | .000  | Pacific              | 1          | 0          | 0        | 1.000       |
| Arkansas              | 2  | 1  | 0 | .667  | Penn State           | 0          | 1          | 0        | .000        |
| Army                  | 1  | 0  | 0 | 1.000 | Pittsburgh           | 2          | 0          | 0        | 1.000       |
| Auburn                | 3  | 16 | 0 | .157  | Queens Univ.         | 1          | 0          | 0        | 1.000       |
| Boston College        | 1  | 0  | 0 | 1.000 | Rice                 | 1          | 0          | 0        | 1.000       |
| Brenau College        | 5  | 1  | 0 | .833  | Rutgers              | 1          | 0          | 0        | 1.000       |
| Brevard CC            | 1  | 0  | 0 | 1.000 | Savannah College AGO | 2          | 0          | 0        | 1.000       |
| Brigham Young         | 1  | 0  | 0 | 1.000 | South Carolina       | 7          | 4          | 1        | .636        |
| California            | 1  | 0  | 0 | 1.000 | South Florida        | 12         | 1          | 0        | .923        |
| Charleston College    | 1  | 0  | 0 | 1.000 | Southern Illinois    | 1          | 0          | 0        | 1.000       |
| Cincinnati            | 0  | 1  | 0 | .000  | SMU                  | 0          | 1          | 0        | .000        |
| Clemson               | 10 | 4  | 1 | .714  | Southern Mississippi | 2          | 0          | 0        | 1.000       |
| Colorado State        | 1  | 0  | 0 | 1.000 | Tampa                | 9          | 0          | 0        | 1.000       |
| Columbia College      | 2  | 0  | 0 | 1.000 | Tennessee            | 2          | 0          | 0        | 1.000       |
| Daytona Beach CC      | 6  | 0  | 0 | 1.000 | Texas                | 0          | 1          | 0        | .000        |
| Duke                  | 3  | 3  | 0 | .500  | Texas A&M            | 0          | 2          | 0        | .000        |
| East Carolina         | 2  | 0  | 0 | 1.000 | TCU                  | 2          | 0          | 0        | 1.000       |
| Emory                 | 2  | 0  | 0 | 1.000 | Trenton State        | 1          | 0          | 0        | 1.000       |
| Florida               | 3  | 46 | 0 | .061  | Truman State         | 1          | 0          | 0        | 1.000       |
| Florida A&M           | 12 | 0  | 0 | 1.000 | Tulane               | 8          | 0          | 0        | 1.000       |
| Florida Atlantic      | 30 | 0  | 0 | 1.000 | Utah                 | 1          | 0          | 0        | 1.000       |
| Florida Gulf Coast    | 8  | 2  | 0 | .800  | Vanderbilt           | 2          | 0          | 0        | 1.000       |
| FIU                   | 10 | 0  | 0 | 1.000 | Villanova            | 1          | 0          | 0        | 1.000       |
| Florida Southern      | 8  | 0  | 0 | 1.000 | Virginia             | 0          | 8          | 0        | .000        |
| Furman                | 1  | 0  | 0 | 1.000 | Virginia Tech        | 5          | 2          | 0        | .714        |
| Gardner-Webb          | 1  | 0  | 0 | 1.000 | Washington State     | 2          | 0          | 0        | 1.000       |
| Georgia               | 5  | 8  | 0 | .384  | West Florida         | 7          | 0          | 0        | 1.000       |
| Georgia Southern      | 5  | 1  | 0 | .833  | West Virginia        | 1          | 0          | 0        | 1.000       |
| Georgia State         | 2  | 0  | 0 | 1.000 | William & Mary       | 1          | 0          | 0        | 1.000       |
| Georgia Tech          | 16 | 2  | 0 | .888  | Wisconsin            | 0          | 1          | 0        | .000        |
| Harvard               | 1  | 1  | 0 | .500  |                      |            |            |          |             |
| Houston               | 0  | 1  | 0 | .000  | <b>Total</b>         | <b>363</b> | <b>175</b> | <b>2</b> | <b>.672</b> |
| Howard                | 1  | 0  | 0 | 1.000 |                      |            |            |          |             |
| Incarnate Word        | 1  | 0  | 0 | 1.000 |                      |            |            |          |             |
| Indian River SC       | 21 | 3  | 0 | .884  |                      |            |            |          |             |
| James Madison         | 2  | 0  | 0 | 1.000 |                      |            |            |          |             |
| UL-Monroe             | 6  | 0  | 0 | 1.000 |                      |            |            |          |             |
| Louisiana State       | 10 | 17 | 1 | .373  |                      |            |            |          |             |
| Louisville            | 0  | 2  | 0 | .000  |                      |            |            |          |             |
| Maryland              | 6  | 1  | 0 | .857  |                      |            |            |          |             |
| Maryland-BCo.         | 1  | 0  | 0 | 1.000 |                      |            |            |          |             |
| Miami                 | 31 | 15 | 0 | .673  |                      |            |            |          |             |
| Miami (OH)            | 1  | 0  | 0 | 1.000 |                      |            |            |          |             |
| Michigan              | 1  | 1  | 0 | .500  |                      |            |            |          |             |
| Michigan State        | 2  | 0  | 0 | 1.000 |                      |            |            |          |             |
| Minnesota             | 2  | 3  | 0 | .400  |                      |            |            |          |             |
| Miss. Women's College | 2  | 0  | 0 | 1.000 |                      |            |            |          |             |
| Nebraska              | 3  | 0  | 0 | 1.000 |                      |            |            |          |             |
| New Orleans           | 2  | 0  | 0 | 1.000 |                      |            |            |          |             |
| UNLV                  | 1  | 0  | 0 | 1.000 |                      |            |            |          |             |
| North Carolina        | 1  | 6  | 0 | .143  |                      |            |            |          |             |
| N.E. Louisiana        | 2  | 0  | 0 | 1.000 |                      |            |            |          |             |
| NC State              | 15 | 4  | 0 | .789  |                      |            |            |          |             |
| UNC-Wilmington        | 8  | 0  | 0 | 1.000 |                      |            |            |          |             |
| North Florida         | 12 | 0  | 0 | 1.000 |                      |            |            |          |             |
| Notre Dame            | 1  | 2  | 0 | .333  |                      |            |            |          |             |



# MEN'S ALL-TIME SERIES

| School              | W  | L  | T | Pct.  | School               | W          | L          | T        | Pct.        |
|---------------------|----|----|---|-------|----------------------|------------|------------|----------|-------------|
| Alabama             | 12 | 16 | 0 | .375  | Pacific              | 1          | 0          | 0        | 1.000       |
| Arizona             | 0  | 1  | 0 | .000  | Penn State           | 1          | 0          | 0        | 1.000       |
| Arizona State       | 0  | 2  | 0 | .000  | Pensacola Navy       | 2          | 2          | 0        | .500        |
| Arkansas            | 0  | 1  | 0 | .000  | Pittsburgh           | 2          | 0          | 0        | 1.000       |
| Army                | 1  | 0  | 0 | 1.000 | Queens Univ.         | 1          | 0          | 0        | 1.000       |
| Auburn              | 2  | 18 | 0 | .010  | Rice                 | 2          | 0          | 0        | 1.000       |
| Bethany             | 1  | 0  | 0 | 1.000 | Rutgers              | 1          | 0          | 0        | 1.000       |
| Birmingham Southern | 1  | 0  | 0 | 1.000 | St. Bonaventure      | 1          | 0          | 0        | 1.000       |
| Boston College      | 1  | 0  | 0 | 1.000 | Savannah College AGD | 2          | 0          | 0        | 1.000       |
| Bowling Green       | 2  | 0  | 0 | 1.000 | Sewanee              | 4          | 0          | 0        | 1.000       |
| Brevard CC          | 1  | 0  | 0 | 1.000 | South Carolina       | 13         | 9          | 0        | .591        |
| Brigham Young       | 0  | 1  | 0 | .000  | South Florida        | 22         | 0          | 0        | 1.000       |
| California          | 0  | 1  | 0 | .000  | Southern Illinois    | 0          | 2          | 0        | .000        |
| Cincinnati          | 0  | 1  | 0 | .000  | SMU                  | 2          | 6          | 0        | .250        |
| Clemson             | 14 | 5  | 0 | .736  | Southern Mississippi | 2          | 0          | 0        | 1.000       |
| Daytona Beach CC    | 6  | 0  | 0 | 1.000 | Tampa                | 9          | 1          | 0        | .888        |
| Darton              | 1  | 0  | 0 | 1.000 | Tennessee            | 0          | 4          | 0        | .000        |
| Drexel              | 1  | 0  | 0 | 1.000 | Texas A&M            | 8          | 2          | 0        | .800        |
| Duke                | 6  | 1  | 0 | .833  | TCU                  | 2          | 0          | 0        | 1.000       |
| East Carolina       | 13 | 1  | 0 | .929  | Truman State         | 1          | 0          | 0        | 1.000       |
| Emory               | 12 | 1  | 0 | .923  | Tulane               | 19         | 5          | 0        | .792        |
| Evansville          | 4  | 0  | 0 | 1.000 | Utah                 | 1          | 0          | 0        | .000        |
| Florida             | 24 | 59 | 1 | .289  | Vanderbilt           | 1          | 0          | 0        | 1.000       |
| Florida A&M         | 13 | 0  | 0 | 1.000 | Villanova            | 1          | 0          | 0        | 1.000       |
| Florida Atlantic    | 26 | 0  | 0 | 1.000 | Virginia             | 3          | 5          | 0        | .375        |
| Florida Southern    | 8  | 0  | 0 | 1.000 | Virginia Tech        | 4          | 3          | 0        | .571        |
| Furman              | 1  | 0  | 0 | 1.000 | Wake Forest          | 1          | 0          | 0        | 1.000       |
| Gardner-Webb        | 1  | 0  | 0 | 1.000 | West Virginia        | 1          | 0          | 0        | 1.000       |
| Georgia             | 40 | 13 | 1 | .754  | William & Mary       | 1          | 0          | 0        | 1.000       |
| Georgia Southern    | 5  | 0  | 0 | 1.000 | Wisconsin            | 0          | 1          | 0        | .000        |
| Georgia State       | 2  | 0  | 0 | 1.000 | <b>Totals</b>        | <b>484</b> | <b>224</b> | <b>2</b> | <b>.681</b> |
| Georgia Tech        | 39 | 3  | 0 | .928  |                      |            |            |          |             |
| Harvard             | 1  | 0  | 0 | 1.000 |                      |            |            |          |             |
| Howard              | 1  | 0  | 0 | 1.000 |                      |            |            |          |             |
| Incarnate Word      | 1  | 0  | 0 | 1.000 |                      |            |            |          |             |
| Indian River SC     | 22 | 1  | 0 | .958  |                      |            |            |          |             |
| Jacksonville Navy   | 4  | 0  | 0 | 1.000 |                      |            |            |          |             |
| James Madison       | 2  | 0  | 0 | 1.000 |                      |            |            |          |             |
| Kentucky            | 4  | 0  | 0 | 1.000 |                      |            |            |          |             |
| LaSalle             | 1  | 0  | 0 | 1.000 |                      |            |            |          |             |
| Louisiana State     | 19 | 13 | 0 | .580  |                      |            |            |          |             |
| UL-Monroe           | 6  | 0  | 0 | 1.000 |                      |            |            |          |             |
| Louisville          | 0  | 2  | 0 | .000  |                      |            |            |          |             |
| Maryland            | 7  | 0  | 0 | 1.000 |                      |            |            |          |             |
| Maryland-BCo.       | 1  | 0  | 0 | 1.000 |                      |            |            |          |             |
| Miami               | 28 | 19 | 1 | .583  |                      |            |            |          |             |
| Miami (OH)          | 2  | 0  | 0 | 1.000 |                      |            |            |          |             |
| Minnesota           | 3  | 1  | 0 | .750  |                      |            |            |          |             |
| UNLV                | 1  | 0  | 0 | 1.000 |                      |            |            |          |             |
| NW Louisiana        | 1  | 0  | 0 | 1.000 |                      |            |            |          |             |
| North Carolina      | 11 | 8  | 0 | .579  |                      |            |            |          |             |
| North Carolina St.  | 11 | 15 | 0 | .423  |                      |            |            |          |             |
| UNC-Wilmington      | 9  | 0  | 0 | 1.000 |                      |            |            |          |             |
| Notre Dame          | 1  | 2  | 0 | .333  |                      |            |            |          |             |
| Nova Southeastern   | 1  | 0  | 0 | 1.000 |                      |            |            |          |             |
| Oberlin             | 1  | 0  | 0 | 1.000 |                      |            |            |          |             |





# ACC TEAM FINISHES

| <u>Women</u> |             |                   | <u>Men</u> |             |            |
|--------------|-------------|-------------------|------------|-------------|------------|
| 1992 - 5th   | 2002 - 3rd  | 2013 - 4th        | 1992 - 5th | 2002 - 4th  | 2013 - 4th |
| 1993 - 4th   | 2003 - 3rd  | 2014 - 3rd        | 1993 - 4th | 2003 - 2nd  | 2014 - 3rd |
| 1994 - 3rd   | 2004 - 3rd  | 2015 - 7th        | 1994 - 3rd | 2004 - 2nd  | 2015 - 7th |
| 1995 - 3rd   | 2005 - 4th  | 2016 - 9th        | 1995 - 2nd | 2005 - 2nd  | 2016 - 9th |
| 1996 - 4th   | 2006 - 1st  | 2017 - 8th        | 1996 - 3rd | 2006 - 2nd  | 2017 - 5th |
| 1997 - 4th   | 2007 - 2nd* | 2018 - 8th        | 1997 - 2nd | 2007 - 1st* | 2018 - 5th |
| 1998 - 6th   | 2008 - 3rd  | 2019 - 6th        | 1998 - 3rd | 2008 - 3rd  | 2019 - 5th |
| 1999 - 6th   | 2009 - 4th  | 2020 - 7th        | 1999 - 2nd | 2009 - 2nd  | 2020 - 5th |
| 2000 - 5th   | 2010 - 3rd  | 2021 - 7th        | 2000 - 4th | 2010 - 3rd  | 2021 - 5th |
| 2001 - 5th   | 2011 - 3rd  | <u>2022 - 8th</u> | 2001 - 4th | 2011 - 3rd  | 2022 - 6th |
|              | 2012 - 3rd  |                   |            | 2012 - 4th  |            |



# NCAA TEAM FINISHES

|              |                     |             |                     |
|--------------|---------------------|-------------|---------------------|
| <u>Women</u> | 1984 - 22nd         | 2006 - 33rd | 1969 - 23rd         |
| 2022 - N/A   | 1983 - 24th         | 2005 - 35th | 1968 - NA           |
| 2021 - N/A   |                     | 2004 - NA   | 1966 - 31st         |
| 2020 - COVID | <u>Top Finishes</u> | 2003 - 32nd | 1965 - 22nd         |
| 2019 - 34th  | 1. 2006 - 16th      | 2002 - NA   | 1964 - NA           |
| 2018 - 42nd  | 2. 2007 - 17th      | 2000 - NA   | 1962 - 19th         |
| 2017 - 28th  | 2. 2004 - 17th      | 1999 - 12th | 1961 - 11th         |
| 2016 - N/A   | 4. 2003 - 22nd      | 1998 - 13th | 1960 - NA           |
| 2015 - 24th  | 4. 1984 - 22nd      | 1997 - 9th  | 1959 - 17th         |
| 2014 - 30th  | 6. 1983 - 24th      | 1996 - 18th | 1958 - NA           |
| 2013 - 31st  | 6. 2002 - 24th      | 1995 - 25th | 1955 - NA           |
| 2012 - 30th  | 6. 2015 - 24th      | 1994 - 39th | 1954 - 17th         |
| 2011 - N/A   | 9. 1988 - 26th      | 1993 - NA   | 1953 - NA           |
| 2010 - 44th  | 10. 1989 - 27th     | 1992 - 26th | 1952 - NA           |
| 2009 - N/A   |                     | 1991 - 28th | 1951 - 19th         |
| 2008 - 39th  | <u>Men</u>          | 1990 - 44th | 1950 - NA           |
| 2007 - 17th  | 2022 - N/A          | 1988 - NA   |                     |
| 2006 - 16th  | 2021 - 23rd         | 1986 - 30th | <u>Top Finishes</u> |
| 2005 - 31st  | 2020 - COVID        | 1985 - 27th | 1. 1997 - 9th       |
| 2004 - 17th  | 2019 - 14th         | 1984 - NA   | 2. 1961 - 11th      |
| 2003 - 22nd  | 2018 - 21st         | 1983 - NA   | 3. 1971 - 12th      |
| 2002 - 24th  | 2017 - 31st         | 1981 - NA   | 3. 1999 - 12th      |
| 2001 - 32nd  | 2016 - 31st         | 1979 - 29th | 5. 2000 - 13th      |
| 2000 - 35th  | 2015 - 26th         | 1978 - 26th | 6. 2014 - 14th      |
| 1999 - N/A   | 2014 - 14th         | 1977 - NA   | 6. 2019 - 14th      |
| 1997 - 30th  | 2013 - 23rd         | 1976 - 25th | 8. 2012 - 16th      |
| 1996 - 34th  | 2012 - 16th         | 1975 - NA   | 9. 1954 - 17th      |
| 1995 - 38th  | 2011 - 23rd         | 1974 - 21st | 9. 1959 - 17th      |
| 1993 - N/A   | 2010 - 19th         | 1973 - NA   | 9. 2009 - 17th      |
| 1989 - 27th  | 2009 - 20th         | 1972 - NA   | 12. 1998 - 18th     |
| 1988 - 26th  | 2008 - 21st         | 1971 - 12th |                     |
| 1985 - 41st  | 2007 - 17th         | 1970 - 20th |                     |



# WOMEN'S ALL-TIME TOP 10

## 50 Freestyle

|                            |              |             |
|----------------------------|--------------|-------------|
| 1. Tiffany Oliver          | 22.02        | 2014        |
| 2. Tayla Lovemore          | 22.10        | 2016        |
| 3. Kaitlyn Dressel         | 22.27        | 2014        |
| 4. <b>Rebecca Moynihan</b> | <b>22.38</b> | <b>2021</b> |
| 5. Nika Blank              | 22.50        | 2016        |
| 6. Emma Terebo             | 22.51        | 2019        |
| 7. Ana Zortea              | 22.53        | 2020        |
| 8. <b>Kertu Alnek</b>      | <b>22.53</b> | <b>2018</b> |
| 9. Christy Cech            | 22.54        | 2001        |
| 10. Elise Olsen            | 22.55        | 2019        |

## 100 Freestyle

|                           |              |             |
|---------------------------|--------------|-------------|
| 1. Tiffany Oliver         | 48.19        | 2013        |
| 2. Kaitlyn Dressel        | 48.25        | 2015        |
| 3. Emma Terebo            | 48.69        | 2019        |
| 4. <b>Kertu Alnek</b>     | <b>49.10</b> | <b>2019</b> |
| 5. <b>Tania Quaglieri</b> | <b>49.16</b> | <b>2021</b> |
| 6. Tayla Lovemore         | 49.18        | 2017        |
| 7. Rebecca Moynihan       | 49.26        | 2021        |
| 8. <b>Zsafia Kurdi</b>    | <b>49.29</b> | <b>2022</b> |
| 9. Carrie Ellis           | 49.32        | 2006        |
| 10. Christy Cech          | 49.36        | 2001        |

## 200 Freestyle

|                            |                |             |
|----------------------------|----------------|-------------|
| 1. Kaitlyn Dressel         | 1:45.13        | 2015        |
| 2. <b>Phoebe Griffiths</b> | <b>1:46.54</b> | <b>2021</b> |
| 3. Madison Jacobi          | 1:46.57        | 2014        |
| 4. Tiffany Oliver          | 1:46.72        | 2012        |
| 5. Michelle Turek          | 1:46.73        | 2017        |
| 6. Jocelyn Phillips        | 1:46.76        | 2009        |
| 7. Sami Pochowski          | 1:46.84        | 2015        |
| 8. <b>Kertu Alnek</b>      | <b>1:47.27</b> | <b>2020</b> |
| 9. Laura Jensen            | 1:47.33        | 2018        |
| 10. Holly Mills            | 1:47.70        | 2010        |

## 500 Freestyle

|                            |                |             |
|----------------------------|----------------|-------------|
| 1. Madison Jacobi          | 4:37.77        | 2014        |
| 2. Charlotte Broadbent     | 4:42.92        | 2011        |
| 3. Sara Linke              | 4:44.34        | 1984        |
| 4. <b>Phoebe Griffiths</b> | <b>4:44.91</b> | <b>2021</b> |
| 5. Caroline Smith          | 4:45.69        | 2010        |
| 6. Marissa Harrington      | 4:46.41        | 2010        |
| 7. Laura Jensen            | 4:47.13        | 2018        |
| 8. Julia Henkel            | 4:47.81        | 2013        |
| 9. Shelly Drozda           | 4:47.99        | 2019        |
| 10. Josie Cuda             | 4:48.10        | 2014        |

## 1000 Freestyle

|                             |                |             |
|-----------------------------|----------------|-------------|
| 1. Madison Jacobi           | 9:40.82        | 2014        |
| 2. Summer Finke             | 9:49.92        | 2016        |
| 3. Marissa Harrington       | 9:50.77        | 2010        |
| 4. Charlotte Broadbent      | 9:51.42        | 2010        |
| 5. Jen Gulyer               | 9:54.03        | 2006        |
| 6. Caroline Smith           | 9:55.42        | 2010        |
| 7. Daniella Van den Berg    | 9:56.27        | 2018        |
| 8. <b>Emily Trieschmann</b> | <b>9:56.75</b> | <b>2022</b> |
| 9. Corey Allison            | 9:57.95        | 2010        |
| 10. Meredith Martelle       | 9:58.50        | 2006        |

## 1650 Freestyle

|                            |                 |             |
|----------------------------|-----------------|-------------|
| 1. Madison Jacobi          | 16:01.09        | 2014        |
| 2. Summer Finke            | 16:15.07        | 2016        |
| 3. Charlotte Broadbent     | 16:16.44        | 2010        |
| 4. Marissa Harrington      | 16:16.65        | 2010        |
| 5. Daniella Van den Berg   | 16:24.21        | 2018        |
| 6. Stephanie Holmes        | 16:33.17        | 2019        |
| 7. <b>Phoebe Griffiths</b> | <b>16:33.57</b> | <b>2021</b> |
| 8. Caroline Smith          | 16:34.86        | 2010        |
| 9. Julia Henkel            | 16:35.37        | 2012        |
| 10. Holly Mills            | 16:37.59        | 2009        |

## 100 Breaststroke

|                         |                |             |
|-------------------------|----------------|-------------|
| 1. Natalie Pierce       | 58.25          | 2017        |
| 2. Ida Hulkko           | 58.58          | 2019        |
| 3. <b>Nina Kucheran</b> | <b>59.02</b>   | <b>2022</b> |
| 4. Natalie Purnell      | 1:00.15        | 2019        |
| 5. Christina Loh        | 1:00.47        | 2016        |
| 6. Sami Pochowski       | 1:00.49        | 2015        |
| 7. Lauren Brick         | 1:00.51        | 2007        |
| 8. <b>Maddy Huggins</b> | <b>1:00.59</b> | <b>2022</b> |
| 9. Emma Dutton          | 1:00.84        | 2004        |
| 10. Melissa Cooper      | 1:00.92        | 2012        |

## 200 Breaststroke

|                         |                |             |
|-------------------------|----------------|-------------|
| 1. <b>Nina Kucheran</b> | <b>2:08.57</b> | <b>2021</b> |
| 2. Natalie Pierce       | 2:09.05        | 2018        |
| 3. Christina Loh        | 2:10.55        | 2016        |
| 4. Natalie Purnell      | 2:10.57        | 2019        |
| 5. Ida Hulkko           | 2:11.32        | 2019        |
| 6. Emma Dutton          | 2:12.38        | 2004        |
| 6. Maddy Huggins        | 2:12.38        | 2021        |
| 8. <b>Hannah Womer</b>  | <b>2:12.64</b> | <b>2021</b> |
| 9. Morgan Stephenson    | 2:12.92        | 2014        |
| 10. Kristine Polley     | 2:13.32        | 2013        |

## 100 Butterfly

|                             |              |             |
|-----------------------------|--------------|-------------|
| 1. Tayla Lovemore           | 51.60        | 2017        |
| 2. Chelsea Britt            | 51.79        | 2015        |
| 3. <b>Aryanna Fernandes</b> | <b>52.03</b> | <b>2019</b> |
| 4. <b>Jenny Halden</b>      | <b>52.15</b> | <b>2021</b> |
| 5. Elise Olsen              | 52.19        | 2017        |
| 6. <b>Edith Jernstedt</b>   | <b>52.35</b> | <b>2022</b> |
| 7. Lauren Sparg             | 52.81        | 2008        |
| 8. Christie Raleigh         | 53.00        | 2007        |
| 9. Paige Schendelaar-Kemp   | 53.30        | 2019        |
| 10. <b>Hannah Womer</b>     | <b>53.38</b> | <b>2022</b> |

## 200 Butterfly

|                             |                |             |
|-----------------------------|----------------|-------------|
| 1. Chelsea Britt            | 1:53.68        | 2014        |
| 2. <b>Edith Jernstedt</b>   | <b>1:55.80</b> | <b>2022</b> |
| 3. Elizabeth Pepper         | 1:56.92        | 2012        |
| 4. <b>Aryanna Fernandes</b> | <b>1:57.22</b> | <b>2019</b> |
| 5. Tayla Lovemore           | 1:57.32        | 2018        |
| 6. Meg Brown                | 1:57.45        | 2016        |
| 7. <b>Hannah Womer</b>      | <b>1:57.74</b> | <b>2022</b> |
| 8. Lauren Sparg             | 1:57.87        | 2008        |
| 9. C.J. Hendry              | 1:58.80        | 2010        |
| 10. Dorothy Halmly          | 1:59.53        | 2019        |

## 100 Backstroke

|                           |              |             |
|---------------------------|--------------|-------------|
| 1. <b>Tania Quaglieri</b> | <b>52.17</b> | <b>2021</b> |
| 2. McKayla Lightbourn     | 52.39        | 2014        |
| 3. Chelsea Britt          | 52.64        | 2015        |
| 4. Madeline Cohen         | 52.65        | 2017        |
| 5. Emma Terebo            | 52.79        | 2020        |
| 6. Bianca Spinazzola      | 53.06        | 2014        |
| 7. <b>Maddie McDonald</b> | <b>53.21</b> | <b>2018</b> |
| 8. Ariel Barber           | 53.58        | 2018        |
| 9. Ana Zortea             | 53.64        | 2019        |
| 10. Ashley Hicks          | 53.69        | 2013        |

## 200 Backstroke

|                           |                |             |
|---------------------------|----------------|-------------|
| 1. Madeline Cohen         | 1:53.51        | 2017        |
| 2. Stephanie Sarandos     | 1:54.14        | 2010        |
| 3. <b>Pia Murray</b>      | <b>1:54.94</b> | <b>2022</b> |
| 4. <b>Maddie McDonald</b> | <b>1:55.33</b> | <b>2021</b> |
| 5. Romy Altmann           | 1:55.36        | 2007        |
| 6. McKayla Lightbourn     | 1:55.66        | 2013        |
| 7. Meg Brown              | 1:56.31        | 2016        |
| 8. Ashley Hicks           | 1:56.98        | 2013        |
| 9. Shelly Drozda          | 1:57.18        | 2018        |
| 10. Holly Mills           | 1:58.10        | 2008        |

## 200 Individual Medley

|                         |                |             |
|-------------------------|----------------|-------------|
| 1. <b>Nina Kucheran</b> | <b>1:56.68</b> | <b>2022</b> |
| 2. McKayla Lightbourn   | 1:58.11        | 2013        |
| 3. <b>Hannah Womer</b>  | <b>1:58.77</b> | <b>2022</b> |
| 4. Chelsea Britt        | 1:58.91        | 2014        |
| 5. Meg Brown            | 1:58.96        | 2016        |
| 6. Tori Richmond        | 1:59.04        | 2011        |
| 7. Lydia Ware           | 1:59.08        | 2016        |
| 8. Laura Flewelling     | 1:59.56        | 2013        |
| 9. Andree-Anne LeRoy    | 1:59.59        | 2003        |
| 10. Julia Henkel        | 1:59.75        | 2014        |

## 400 Individual Medley

|                                |                |             |
|--------------------------------|----------------|-------------|
| 1. Julia Henkel                | 4:09.64        | 2014        |
| 2. Meg Brown                   | 4:09.82        | 2015        |
| 3. <b>Sydney VanOvermeiren</b> | <b>4:10.36</b> | <b>2020</b> |
| 4. <b>Ginevra Molino</b>       | <b>4:13.54</b> | <b>2021</b> |
| 5. Jessica Sabotin             | 4:14.32        | 2009        |
| 6. Jamie Barrett               | 4:15.68        | 2013        |
| 7. Caroline Neil               | 4:16.00        | 2017        |
| 8. Shelly Drozda               | 4:16.54        | 2018        |
| 9. Charlotte Broadbent         | 4:16.80        | 2010        |
| 10. Summer Finke               | 4:17.13        | 2015        |



# MEN'S ALL-TIME TOP 10

## 50 Freestyle

|                     |              |             |
|---------------------|--------------|-------------|
| 1. Paul Murray      | 19.04        | 2014        |
| 2. Will Pisani      | 19.12        | 2019        |
| 3. Brendon Dedekind | 19.17        | 1998        |
| 4. Peter Varjasi    | <b>19.23</b> | <b>2021</b> |
| 5. Kanoa Kaleoaloha | 19.25        | 2019        |
| 6. Max McCusker     | <b>19.28</b> | <b>2022</b> |
| 7. Jakub Ksiazek    | <b>19.30</b> | <b>2019</b> |
| 8. Chad Mylin       | 19.32        | 2018        |
| 9. Jason McCormick  | 19.41        | 2017        |
| 10. Mark Weber      | 19.42        | 2013        |

## 100 Freestyle

|                      |              |             |
|----------------------|--------------|-------------|
| 1. Will Pisani       | 42.18        | 2019        |
| 2. Emir Muratovic    | 42.26        | 2019        |
| 3. Kanoa Kaleoaloha  | 42.34        | 2019        |
| 4. Peter Varjasi     | 42.46        | 2021        |
| 5. Max McCusker      | <b>42.57</b> | <b>2022</b> |
| 6. Paul Murray       | 42.59        | 2014        |
| 7. Vladimir Stefanik | 42.90        | 2020        |
| 8. Jakub Ksiazek     | <b>42.95</b> | <b>2019</b> |
| 9. Brendon Dedekind  | 42.96        | 1999        |
| 10. Jason McCormick  | 42.98        | 2017        |

## 200 Freestyle

|                            |                |             |
|----------------------------|----------------|-------------|
| 1. Peter Varjasi           | <b>1:32.76</b> | <b>2020</b> |
| 2. Jakub Ksiazek           | <b>1:33.89</b> | <b>2019</b> |
| 3. Kevin Rogers            | 1:34.52        | 2014        |
| 3. Aziz Ghaffari           | <b>1:34.52</b> | <b>2022</b> |
| 5. Felipe Ribeiro de Souza | 1:34.65        | 2018        |
| 6. Andy Hodgson            | 1:34.80        | 2009        |
| 7. David Quirie            | <b>1:34.88</b> | <b>2022</b> |
| 8. Yordan Yanchev          | <b>1:34.95</b> | <b>2022</b> |
| 8. Vladimir Stefanik       | 1:35.22        | 2019        |
| 10. Rudo Loock             | 1:35.58        | 2019        |

## 500 Freestyle

|                    |                |             |
|--------------------|----------------|-------------|
| 1. Yordan Yanchev  | <b>4:14.16</b> | <b>2022</b> |
| 2. Kyle Young      | 4:14.60        | 2009        |
| 3. Mateo De Angulo | 4:15.43        | 2011        |
| 4. Aziz Ghaffari   | <b>4:16.59</b> | <b>2020</b> |
| 5. David Quirie    | <b>4:18.59</b> | <b>2021</b> |
| 6. Santi Corredor  | 4:18.74        | 2021        |
| 7. Kevin Rogers    | 4:19.56        | 2014        |
| 8. John Jessell    | 4:20.09        | 2013        |
| 9. Ian Rowe        | 4:20.30        | 2009        |
| 10. Steve Roof     | 4:20.60        | 2007        |

## 1000 Freestyle

|                    |                |             |
|--------------------|----------------|-------------|
| 1. Mateo De Angulo | 8:54.28        | 2012        |
| 2. Kyle Young      | 8:54.94        | 2009        |
| 3. Ian Rowe        | 9:00.28        | 2009        |
| 4. David Quirie    | <b>9:03.82</b> | <b>2021</b> |
| 5. Nick Graves     | 9:04.35        | 2009        |
| 6. Steve Roof      | 9:05.84        | 2006        |
| 7. John Jessell    | 9:06.25        | 2013        |
| 8. Tommy Bishop    | 9:07.98        | 2005        |
| 9. Tyler Sell      | 9:10.42        | 2011        |
| 10. Zach Smith     | <b>9:11.05</b> | <b>2021</b> |

## 1650 Freestyle

|                   |          |      |
|-------------------|----------|------|
| 1. Mateo DeAngulo | 14:42.77 | 2012 |
| 2. Kyle Young     | 14:46.68 | 2009 |
| 3. Ian Rowe       | 14:56.22 | 2009 |
| 4. David Quirie   | 14:57.82 | 2021 |
| 5. John Jessell   | 14:58.89 | 2013 |
| 6. Steve Roof     | 15:03.15 | 2007 |
| 7. Nick Graves    | 15:05.01 | 2008 |
| 8. Thomas Bishop  | 15:08.47 | 2005 |
| 8. Scott Pekarske | 15:10.85 | 2020 |
| 10. Calvin Bryant | 15:12.49 | 2018 |

## 100 Backstroke

|                       |              |             |
|-----------------------|--------------|-------------|
| 1. Pavel Sankovich    | 45.31        | 2014        |
| 2. Griffin Alaniz     | 45.44        | 2019        |
| 3. Mason Herbet       | <b>45.66</b> | <b>2022</b> |
| 4. Emir Muratovic     | 46.22        | 2019        |
| 5. Arijus Pavlidi     | <b>46.32</b> | <b>2022</b> |
| 6. Connor Kalisz      | 46.76        | 2017        |
| 7. Jackson Lucas      | 46.77        | 2021        |
| 8. Noah Hensley       | 46.95        | 2015        |
| 9. Stefan Stojmenovic | 47.23        | 2017        |
| 10. Will Pisani       | 47.26        | 2018        |

## 200 Backstroke

|                    |                |             |
|--------------------|----------------|-------------|
| 1. Andy Hodgson    | 1:41.11        | 2009        |
| 2. Arijus Pavlidi  | <b>1:41.23</b> | <b>2022</b> |
| 3. Griffin Alaniz  | 1:41.29        | 2019        |
| 3. Connor Kalisz   | 1:41.73        | 2016        |
| 5. Pavel Sankovich | 1:41.83        | 2013        |
| 6. Josh Friedel    | 1:43.14        | 2012        |
| 7. Jackson Lucas   | 1:43.28        | 2020        |
| 8. Rob Braknis     | 1:43.39        | 1995        |
| 9. Kevin Rogers    | 1:43.53        | 2014        |
| 10. Mason Herbet   | <b>1:44.04</b> | <b>2022</b> |

## 100 Breaststroke

|                     |              |             |
|---------------------|--------------|-------------|
| 1. Izaak Bastian    | <b>51.84</b> | <b>2021</b> |
| 2. Jason Coombs     | 52.11        | 2015        |
| 3. Brendon Dedekind | 53.16        | 1999        |
| 4. Scott Thacker    | 53.30        | 2009        |
| 5. Jared Pike       | 53.33        | 2014        |
| 6. Jason McCormick  | 53.40        | 2017        |
| 7. Rob Holderness   | 53.55        | 2010        |
| 8. Brett Peterson   | 53.64        | 2000        |
| 9. Alex Rodriguez   | 53.70        | 2014        |
| 10. Nevada Wood     | <b>53.78</b> | <b>2022</b> |

## 200 Breaststroke

|                    |                |             |
|--------------------|----------------|-------------|
| 1. Izaak Bastian   | 1:53.81        | 2021        |
| 2. Jason Coombs    | 1:54.30        | 2015        |
| 3. Rob Holderness  | 1:54.36        | 2010        |
| 4. Nevada Wood     | <b>1:56.23</b> | <b>2022</b> |
| 5. Juan Sequera    | 1:56.39        | 2014        |
| 6. Ryan Telford    | 1:56.86        | 2018        |
| 7. Julio Horrego   | 1:57.96        | 2018        |
| 8. Wickus Nienaber | 1:58.30        | 2003        |

|               |         |      |
|---------------|---------|------|
| 9. Jared Pike | 1:58.59 | 2014 |
|---------------|---------|------|

|                     |                |             |
|---------------------|----------------|-------------|
| 9. Jason Martindale | <b>1:58.59</b> | <b>2022</b> |
|---------------------|----------------|-------------|

## 100 Butterfly

|                     |              |             |
|---------------------|--------------|-------------|
| 1. Kanoa Kaleoaloha | 44.93        | 2019        |
| 2. Pavel Sankovich  | 45.00        | 2014        |
| 3. Will Pisani      | 45.69        | 2019        |
| 4. Max McCusker     | <b>45.74</b> | <b>2022</b> |
| 5. Connor Knight    | 45.83        | 2014        |
| 6. Jarryd Botha     | 46.23        | 2009        |
| 7. Cadell Lyons     | 46.54        | 2014        |
| 8. Max Polianski    | 46.97        | 2018        |
| 9. Mason Herbet     | <b>46.88</b> | <b>2021</b> |
| 10. Adrian Aguilar  | <b>47.05</b> | <b>2021</b> |

## 200 Butterfly

|                       |                |             |
|-----------------------|----------------|-------------|
| 1. Connor Knight      | 1:41.66        | 2015        |
| 2. Stephen Parry      | 1:43.69        | 1998        |
| 3. Max Polianski      | 1:42.09        | 2019        |
| 4. Cole Hensley       | 1:44.27        | 2015        |
| 5. Maurice Ingenrieth | 1:45.06        | 2020        |
| 6. Nick Mason         | <b>1:45.28</b> | <b>2021</b> |
| 7. Santi Corredor     | 1:45.46        | 2021        |
| 8. Zach Smith         | <b>1:45.84</b> | <b>2022</b> |
| 9. Tommy Eaton        | 1:45.93        | 2020        |
| 10. Ian Powell        | 1:46.11        | 2008        |

## 200 Individual Medley

|                    |                |             |
|--------------------|----------------|-------------|
| 1. Pavel Sankovich | 1:41.92        | 2014        |
| 2. Jason Coombs    | 1:44.03        | 2017        |
| 3. Mason Herbet    | <b>1:44.87</b> | <b>2021</b> |
| 4. Max Polianski   | 1:45.12        | 2018        |
| 5. Connor Kalisz   | 1:45.79        | 2018        |
| 6. Robby Hayes     | 1:45.81        | 2011        |
| 7. Rudo Loock      | 1:46.08        | 2020        |
| 8. Juan Sequera    | 1:46.72        | 2014        |
| 9. Balazs Berecz   | 1:46.79        | 2020        |
| 10. Jackson Lucas  | 1:46.96        | 2021        |

## 400 Individual Medley

|                    |                |             |
|--------------------|----------------|-------------|
| 1. Nick Mason      | <b>3:45.50</b> | <b>2020</b> |
| 2. Juan Sequera    | 3:45.83        | 2012        |
| 3. Mateo De Angulo | 3:47.23        | 2011        |
| 4. Kyle Young      | 3:47.93        | 2009        |
| 5. Max Polianski   | 3:48.29        | 2019        |
| 6. Griffin Alaniz  | 3:49.68        | 2018        |
| 7. Ryan Telford    | 3:50.66        | 2017        |
| 8. Ian Rowe        | 3:50.76        | 2010        |
| 9. Chip Haberstroh | 3:50.76        | 1994        |
| 10. Nicholas Brown | 3:50.85        | 2013        |



# ACC CHAMPIONS

## Women's

1993 - Dora Bralic, 100 Breast  
Helen Jepson, 200 Fly

1994 - Dora Bralic, 100 Breast

1995 - Erin Gillooly, 3M Diving  
Helen Jepson, 100 Fly & 200 Fly  
Jodi Kreig, 100 Back & 200 Back  
Alison Smith, 100 Breast  
200 Medley Relay (Kreig, Smith, Jepson, Kominski)  
400 Medley Relay (Kreig, Smith, Jepson, Kominski)

1996 - Jodi Kreig, 100 Back  
200 Medley Relay (Kreig, White, Wright, Ramer)

1997 - Samantha White, 100 Breast

2000 - Christy Cech, 100 Free  
Tanya Gurr, 200 Free  
400 Free Relay

2001 - Chelsie Lerew, 1M Diving, 3M Diving

2002 - Christy Cech, 100 Free  
Chelsie Lerew, 3M Diving  
Courtney McCow, 1M Diving  
400 Medley Relay (Breen, Dutton, Nethercott, Cech)

2003 - Emma Dutton, 100 Breast  
Chelsie Lerew, 1M Diving, 3M Diving  
Andree-Anne Leroy, 200 IM  
200 Free Relay (Lyres, Hansen, Breen, Parkinson)  
400 Free Relay (Lyres, Hansen, Breen, Dutton)

2004 - Emma Dutton, 50 Free, 100 Breast, 200 Breast  
Tiffany Manning, 1M Diving, 3M Diving  
200 Free Relay (Breen, Dong, How, Dutton)  
400 Free Relay (Breen, Dong, How, Dutton)  
200 Medley Relay (Breen, Brick, Dong, Dutton)  
400 Medley Relay (Leroy, Dutton, How, Breen)

2005 - Lauren Brick, 100 Breast  
Brittany Lerew, 3M Diving

2006 - Romy Altmann, 200 Free  
Lauren Brick, 100 Breast  
Carrie Ellis, 100 Free  
Georgia Holderness, 200 Breast  
Christie Raleigh, 50 Free, 100 Fly  
200 Free Relay (Ellis, King, Sparg, Raleigh)  
400 Free Relay (Raleigh, Holderness, Kenney, Ellis)  
200 Medley Relay (Raleigh, Brick, Sparg, Ellis)  
400 Medley Relay (Altmann, Brick, Raleigh, Ellis)

2007 - Christie Raleigh, 50 Free, 100 Free & 100 Fly  
Lauren Brick, 100 Breast  
Romy Altmann, 100 Back, 200 Back  
200 Medley Relay (Raleigh, Brick, Sparg, King)  
400 Medley Relay (Altmann, Brick, Sparg, Raleigh)

2008 - Lauren Sparg, 100 Fly

2012 - Katrina Young, Platform Diving

2013 - Tiffany Oliver, 50 and 100 free

2014 - Ariel Rittenhouse, 3M Diving  
Tiffany Oliver, 50 and 100 free  
Katrina Young - Platform Diving

2015-  
2017- Katrina Young - 1-meter  
Ayla Bonniwell - 1-meter  
Molly Carlson - Platform Diving

2018- Natalie Pierce - 100 breast

2020- Blaire Mulka - 1M diving  
Molly Carlson - 3M, Platform Diving

**Men's**

1992 - Desmond Koh, 200 Breast  
Paul Spray, 1M Diving & 3M Diving

1993 - Ignacio Merino, 200 Fly  
Rob Braknis, 100 Back

1994 - Rob Braknis, 100 Back

1995 - Frank Bradley, 200 IM  
Rob Braknis, 50 Free, 100 Back & 200 Back  
Chad Haberstroh, 400 IM  
200 Free Relay (Braknis, Coelho, Schlichenmaier, Gerrard)  
200 Medley Relay (Braknis, Merino, Bengston, Coelho)  
400 Medley Relay (Braknis, Merino, Bengston, Coelho)

1996 - Brendon Dedekind, 50 Free, 100 Free  
Chad Haberstroh, 400 IM  
200 Free Relay (Dedekind, Coelho, McVittie, Haynes)

1997 - Rob Braknis, 100 Back & 200 Back  
Brendon Dedekind, 50 Free, 100 Free & 100 Breast  
Stephen Parry, 200 Free & 200 Fly  
200 Free Relay (Dedekind, Coelho, McVittie, Braknis)  
400 Free Relay (Dedekind, Coelho, McVittie, Braknis)  
200 Medley Relay (Braknis, Peterson, Parry, Coelho)  
400 Medley Relay (Braknis, Peterson, Parry, Dedekind)

1998 - Brendon Dedekind, 50 Free & 100 Breast  
200 Free Relay (Santos, McVittie, Flanagan, Dedekind)  
400 Free Relay (Santos, McVittie, Flanagan, Dedekind)  
200 Medley Relay (Parry, Petersen, Ang, Dedekind)

1999 - Brendon Dedekind, 50 Free, 100 Free, 100 Breast  
Stephen Parry, 200 Free, 200 Fly & 200 Back  
200 Free Relay (Santos, McVittie, Flanagan, Dedekind)  
400 Free Relay (Santos, McVittie, Flanagan, Dedekind)  
800 Free Relay (McVittie, Mora, Santos, Parry)  
200 Medley Relay (Braknis, Petersen, Parry, Dedekind)  
400 Medley Relay (Braknis, Petersen, Parry, Dedekind)

2000 - Brent Burkman, 1M Diving  
200 Free Relay (Main-Baillie, Ammons, Marshburn, Flanagan)  
200 Medley Relay (Powell, Jamerson, Swanson, Botha)  
400 Medley Relay (Botha, Jamerson, Kennon, Denton)

2001 - Devin Crock, 100 Fly  
Josh Edelman, 1M Diving & 3M Diving  
Greg Main-Baillie, 50 Free

2002 - Louis Gagnet, 1M Diving, 3M Diving  
200 Medley Relay (Ammons, Betts, Crock, Mashburn)

2003 - Justin Betts, 100 Breast  
Louis Gagnet 1M Diving, 3M Diving  
200 Free Relay (Ammons, Marshburn, Carmen, Nienaber)  
200 Medley Relay (Cook, Betts, Marshburn, Ammons)

2004 - Wickus Nienaber, 100 Breast  
Joel Roycik, 100 Fly  
200 Medley Relay (Vythoukaskas, Nienaber, Averett, Paulus)

2005 - 400 Free Relay (Roycik, Kennon, Averett, Denton)

2006 - Jarryd Botha, 200 Back  
200 Free Relay (Botha, Denton, Kennon, Roycik)  
400 Free Relay (Kennon, Botha, Denton, Roycik)

2007 - Kyle Young, 500 Free & 1650 Free  
Alex Kennon, 50 Free  
Jarryd Botha, 100 Back, 200 Back  
Ed Denton, 100 Free

2008 - Terry Horner, 1M and 3M

2009 - Dan Frebel, Platform Diving  
Andy Hodgson, 200 Back

2010 - Andy Hodgson, 200 Back  
Rob Holderness, 200 Breast  
Terry Horner, 3M  
Scott Thacker, 100 Breast

2011 - Rob Holderness, 100 Breast, 200 Breast

2012 - Mateo De Angulo, 500, 1650 free  
200 free relay (Murray, Bailey, Sanders, Weber)  
400 Free relay (Murray, Bailey, Sanders, Weber)

2013 - Pavel Sankovich, 200 IM, 100 back, 200 back  
Mark Weber, 50 free  
Paul Murray, 100 free  
200 free relay (Murray, Bailey, Sanders, Weber)  
200 medley relay (Sankovich, Pike, Weber, Murray)

2014 - Pavel Sankovich, 200 IM, 100 fly, 100 back  
Paul Murray - 50 free  
400 medley relay (Sankovich, Pike, Knight, Murray)

2015 - Connor Knight 200 fly

2019 - Will Pisani, 50 Free  
Kanoa Kaleoaloha, 100 free, 100 fly  
200 free relay (Pisani, Ksiazek, Muratovic, Kaleoaloha)

2020 - Joshua Davidson - 1M Diving  
200 free relay (Varjasi, Alaniz, Ksiazek, McCusker)



# ALL-AMERICANS

## Women

|             |   |   |
|-------------|---|---|
| <b>1975</b> | Susan Clark<br>Katie Jones<br>Mary Montgomery<br>Jackie Walker                                    | 50 Fly - 11th (HM), 100 Fly - 14th (HM), 100 IM - 7th<br>100 Back - 16th (HM)<br>400 Free - 4th<br>400 Free - 9th (HM)  |
| <b>1976</b> | Laura Barber  | 50 Back - 16th (HM), 100 Back - 16th (HM)   |
| <b>1977</b> | Laura Barber<br>Susie Yates<br>Jana Wilkins   | 100 Back - 14th (HM)<br>50 Free - 10th (HM)<br>100 fly - 14th (HM)  |
| <b>1978</b> | Terri Miller<br>Jana Wilkins  | 400 IM - 11th (HM), 1650 Free - 11th (HM)<br>100 Fly - 7th  |
| <b>1980</b> | Lenore Gribble<br>Lisa Nencioni<br>Sharon Spuler  | 100 Fly - 16th (HM), 200 free - 11th (HM)<br>100 Breast - 16th (HM)<br>50 Breast - 15th (HM)  |
| <b>1981</b> | Lenore Gribble<br>Meg McCully<br>Sharon Spuler  | 50 fly - 11th (HM), 100 fly - 9th (HM)<br>50 Back - 16th (HM), 100 Back - 14th (HM)<br>50 Breast - 8th  |
| <b>1982</b> | Kim Foster<br>Lenore Gribble  | 200 Back - 8th<br>50 Fly - 7th, 100 Fly - 7th, 100 IM - 9th (HM), 50 free - 10th (HM),<br>100 free - 10th (HM)  |
|             | Laurie Lehner<br>Meg McCully<br>Lisa Nencioni<br>Sonya Booth<br>Simone Kusseling<br>Sharon Spuler | 50 Fly - 2nd, 100 Fly - 2nd, 50 free - 2nd, 100 free - 6th<br>50 Back - 2nd, 100 Back - 2nd, 200 Back - 3rd<br>100 IM - 8th, 200 IM - 15th (HM)<br>200 IM - 13th (HM)<br>50 free - 12th (HM)<br>50 Breast - 4th, 100 Breast - 7th |
| <b>1983</b> | Sara Linke  | 200 Free 12th (HM), 500 Free - 11th (HM)  |
| <b>1984</b> | Sara Linke  | 200 Free - 5th, 500 Free - 7th, 400 IM - 13th (HM)  |
| <b>1985</b> | Wendy Fuller  | 1M Diving - 15th (HM)   |
| <b>1988</b> | Kathy Isackson  | 100 Fly - 15th (HM), 200 fly - 10th (HM)  |
| <b>1989</b> | Kathy Isackson<br>Danielle Van Dyke   | 100 Fly - 9th (HM), 200 fly - 16th (HM)<br>100 Breast - 10th (HM), 200 breast - 10th (HM)   |
| <b>1995</b> | Helen Jepson  | 200 Fly - 12th (HM)   |
| <b>1996</b> | Samantha White  | 100 Breast - 13th (HM)  |
| <b>1997</b> | Samantha White<br>Anne Blachford  | 100 Breast - 9th (HM)<br>200 IM - 13th (HM)   |
| <b>2001</b> | Christy Cech  | 50 Free - 4th, 100 Free 15th (HM)   |
| <b>2002</b> | Christy Cech<br>Tiffany Manning<br>Chelsie Lerew  | 50 Free - 9th (HM)<br>Platform Diving - 7th<br>1M Diving - 14th (HM)  |
| <b>2003</b> | Tiffany Manning   | Platform Diving - 10th (HM)   |
| <b>2004</b> | Emma Dutton<br>Tiffany Manning  | 100 Breast - 8th, 200 Breast - 8th<br>Platform Diving - 5th, 3M Diving - 9th (HM),<br>1M Diving - 10th (HM)   |
|             | Taryn Ignacio   | Platform - 15th (HM)  |
| <b>2005</b> | Courtney McClow   | 1M Diving - 10th (HM), Platform - 13th (HM)   |
| <b>2006</b> | Lauren Brick<br>Christie Raleigh  | 100 Breast - 8th<br>100 Fly - 9th (HM)  |
| <b>2007</b> | Lauren Brick<br>Romy Altmann  | 100 Breast - 5th<br>200 Back - 7th  |
| <b>2008</b> | Aleia Monden<br>Lauren Sparg  | Platform Diving - 11th (HM)<br>100 Fly - 14th (HM)  |
| <b>2010</b> | Stephanie Sarandos  | 200 Back - 13th (HM)  |
| <b>2012</b> | Katrina Young   | Platform - 4th  |
| <b>2013</b> | Kaitlyn Dressel<br>Tiffany Oliver   | 100 free - 14th (HM)<br>50 free - 10th (HM)   |
| 2014        | Julia Henkel<br>McKayla Lightbourn<br>Madison Jacobi  | 400 IM - 16th (HM)<br>100 back - 16th (HM)<br>1650 free - 9th (HM)  |
| 2015        | Chelsea Britt<br>Kaitlyn Dressel<br>Katrina Young   | 100 fly - 8th, 200 fly - 8th<br>100 free - 13th (HM)<br>1-meter - 8th   |
| 2017        | Ayla Bonniwell<br>Natalie Pierce<br>Tayla Lovemore<br>Molly Carlson                               | 1-meter - 16th (HM)<br>100 breast - 4th<br>100 fly - 12th (HM)<br>Platform - 14th (HM)  |
| 2018        | Tayla Lovemore  | 100 fly - 16th (HM)   |

|       |                      |                     |
|-------|----------------------|---------------------|
|       | Molly Carlson        | 3-meter - 15th (HM) |
| 2019  | Ida Hulkko           | 100 Breast - 5th    |
| 2020% | Molly Carlson        | 1M, 3M, Platform    |
|       | Ayla Bonniwell       | 1M, 3M              |
|       | Sydney VanOvermeiren | 400 IM              |
|       | Nina Kucheran        | 100 breast          |
|       | Aryanna Fernandes    | 100 fly             |

### 200 Free Relay

**1976** - Laura Barber, Kim Reeves, Patty Taylor, Ritchie Dorrier - 16th (HM)  
**1977** - Laura Barber, Ritchie Dorrier, Susie Yates, Jana Wilkins - 16th (HM)  
**1980** - , , Jeanna Dowdle, Kim Dunlop - 11th (HM)  
**1982** - Sharon Spuler, Lenore Gribble, Laurie Lehner, Simone Kusseling \* - 1st  
**2000** - Christine Williams, Christy Cech, Tanya Gurr, Anne Blachford - 14th (HM)  
**2003** - Jennie Lyes, Emma Dutton, Emily Breen, Loren Hansen - 16th (HM)  
**2004** - Emily Breen, Emma Dutton, Rachel Dong, Lisa How - 14th (HM)

### 400 Free Relay

**1975** - Mary Montgomery, Susan Clark, Jackie Walker, Kathy McHardy - 10th (HM)  
**1976** - Laura Barber, Kim Reeves, Ritchie Dorrier, Kathy McHardy - 16th (HM)  
**1977** - Laura Barber, Ritchie Dorrier, Jana Wilkins, Susie Yates - 10th (HM)  
**1978** - Terri Miller, Jeanne Dowdle, Laura Barber, Jana Wilkins - 16th (HM)  
**1979** - Jeanne Dowdle, Lisa Davidson, Kim Dunlap, Kathi Miller - 16th (HM)  
**1982** - Sharon Spuler, Laurie Lehner, Lenore Gribble, Stacey Deck - 3rd  
**2000** - Kristen Adams, Anne Blachford, Tanya Gurr, Christy Cech (HM) - 16th  
**2004** - Emily Breen, Rachel Dong, Emma Dutton, Lisa How - 16th (HM)  
**2006** - Georgia Holderness, Romy Altmann, Carrie Ellis, Christie Raleigh - 10th (HM)  
**2014** - Kaitlyn Dressel, McKayla Lightbourn, Julia Henkel, Tiffany Oliver - 14th (HM)

### 800 Free Relay

**1977** - Laura Barber, Sara Shuster, Nancy Pfaff, Beth Jones - 16th (HM)  
**1978** - Terri Miller, Jackie Bajus, Jana Wilkins, Sara Shuster - 14th (HM)  
**1982** - Jane Triau, Stacey Deck, Kim Foster, Meg McCully - 13th (HM)  
**2000** - Kristen Adams, Anne Blachford, Tanya Gurr, Christy Cech (HM) - 16th  
**2013** - Kaitlyn Dressel, Tiffany Oliver, Madison Jacobi, Elizabeth Pepper (HM) - 16th

### 200 Medley Relay

**1975** - Katie Jones, Penny Knutsen, Susan Clark, Mary Montgomery - 8th  
**1977** - Terri Wilking, Kim Krueger, Jana Wilkins, Susie Yates  
**1978** - Laura Barber, Jeanne Dowdle, Jana Wilkins, Jackie Bajus - 14th (HM)  
**1980** - Kim Dunlap, Sharon Spuler, Lenore Gribble, Jeanne Dowdle

**1981** - Meg McCully, Sharon Spuler, Lenore Gribble, Kim Foster - 6th  
**1982** - Meg McCully, Sharon Spuler, Laurie Lehner, Simone Kusseling - \*1st  
**1988** - Stacia Evans, Jennifer Hazard, Kathy Isackson, Krissy Myers - 13th (HM)  
**2004** - Emily Breen, Lauren Brick, Rachel Dong, Emma Dutton - 11th (HM)  
**2006** - Christie Raleigh, Lauren Brick, Lauren Sparg, Carrie Ellis - 3rd  
**2007** - Christie Raleigh, Lauren Brick, Lauren Sparg, Abbie King - 11th (HM)  
**2015** - Bianca Spinazzola, Natalie Pierce, Chelsea Britt, Kaitlyn Dressel - 13th (HM)

### 400 Medley Relay

**1981** - Meg McCully, Sharon Spuler, Lisa Nencioni, Lenore Gribble - 8th  
**1982** - Meg McCully, Sharon Spuler, Lisa Nencioni, Lenore Gribble - 2nd  
**2004** - Emily Breen, Lauren Brick, Lisa How, Emma Dutton - 12th (HM)  
**2006** - Romy Altmann, Lauren Brick, Christie Raleigh, Carrie Ellis - 9th (HM)  
**2007** - Romy Altmann, Lauren Brick, Lauren Sparg, Christie Raleigh - 10th (HM)  
**2014** - Bianca Spinazzola, Sami Pochowski, Chelsea Britt, Kaitlyn Dressel - 14th (HM)

**\* - National Champions (HM) – Honorable Mention**  
**% - NCAAs Cancelled due to COVID-19**

| Men  |   |   |
|------|---|---|
| 1951 | Roger Slater  | 1M Diving - 6th, 3M Diving- 10th (HM)   |
| 1954 | Ernest Stock  | 100 Breast- 4th   |
| 1958 | Robert Weber (HM)   | 1M Diving - 15th (HM), 3M Diving - 15th   |
| 1959 | Curt Genders<br>Buck Hiles<br>Robert Weber                          | 1M Diving - 7th, 3M Diving - 11th (HM)<br>440 Free - 6th<br>1M Diving - 8th, 3M Diving - 10th (HM)  |
| 1960 | Curt Genders<br>Robert Weber<br>Paul Thompson                       | 1M Diving - 9th (HM), 3M Diving - 14th (HM)<br>1M Diving - 10th (HM), 3M Diving - 12th (HM)<br>220 free - 12th (HM), 440 free - 15th (HM)                           |
| 1961 | Curt Genders<br>Buck Hiles  | 1M Diving - 1st, 3M Diving<br>100 Fly - 6th   |
| 1962 | Paul Thompson   | 220 Free, 440 Free  |
| 1969 | Phil Boggs  | 3M Diving- 4th  |
| 1970 | Phil Boggs<br>Dean Jerger   | 1M Diving - 4th, 3M Diving - 9th (HM)<br>50 Free  |
| 1971 | Phil Boggs  | 1M Diving* - 1st, 3M Diving   |
| 1978 | Steve Allbritton  | 50 Free - 6th   |
| 1979 | Kevin Connell   | 200 Breast - 15th (HM)  |
| 1985 | Dan Akre<br>Mike Kowalski   | 200 Breast - 13th (HM)<br>100 Back - 9th (HM)   |
| 1986 | Mike Kowalski   | 100 Back - 8th  |
| 1991 | Paul Spray<br>Craig Zettle  | 1M Diving - 12th<br>100 Breast - 13th (HM)  |
| 1992 | Paul Spray<br>Craig Zettle  | 1M Diving - 5th<br>100 Breast -   |
| 1994 | Ignacio Merino  | 100 Fly - 13th (HM)   |
| 1995 | Rob Braknis<br>Ignacio Merino                                       | 200 Back - 8th<br>200 Fly - 13th (HM)   |
| 1996 | Brendon Dedekind<br>Chip Haberstroh<br>Stephen Parry                | 50 Free - 9th (HM)<br>400 IM - 10th (HM)<br>200 Fly - 10th (HM)   |
| 1997 | Brendon Dedekind<br>Stephen Parry                                   | 50 Free - 3rd, 100 Free - 4th, 100 breast - 5th<br>100 Fly - 9th (HM), 200 Fly* - 1st   |
| 1998 | Brendon Dedekind<br>Stephen Parry                                   | 50 Free* - 1st, 100 Breast - 5th, 100 Free - 4th (HM)<br>200 Fly - 4th, 200 Free - 14th (HM)  |
| 1999 | Brendon Dedekind<br>Stephen Parry<br>Julio Santos<br>Brett Peterson | 100 Breast* - 1st, 50 Free - 2nd, 100 Free - 10th (HM)<br>100 Fly - 14th (HM), 100 Back - 11th (HM), 200 Fly - 3rd<br>50 Free - 15th (HM)<br>100 Breast - 14th (HM) |
| 2003 | Louis Gagnet  | 3M Diving - 9th (HM)  |
| 2006 | Steve Roof  | 1650 Free - 15th (HM)   |
| 2007 | Terry Horner<br>Kyle Young<br>Steve Roof                            | 1M Diving* - 1st, 3M Diving - 8th<br>1650 Free - 7th, 500 Free (HM)<br>1650 Free - 11th (HM)  |
| 2008 | Scott Baker<br>Terry Horner<br>Nick Graves<br>Ian Rowe              | 50 Free - 7th<br>1M Diving - 3rd, 3M Diving - 16th (HM)<br>1650 Free - 10th (HM)<br>1650 Free - 14th (HM)   |
| 2009 | Terry Horner<br>Andy Hodgson  | 3M Diving - 5th, 1M Diving - 11th (HM)<br>200 Back - 13th (HM)  |
| 2010 | Terry Horner<br>Andy Hodgson<br>Rob Holderness<br>Landon Marzullo   | 1M Diving - 2nd, 3M Diving - 5th<br>200 Back - 11th (HM)<br>200 Breast - 9th (HM)<br>1M Diving - 15th (HM),<br>3M Diving - 15th (HM)                                |
| 2011 | Rob Holderness<br>Landon Marzullo<br>Mike Neubacher                 | 200 Breast - 7th<br>3M Diving - 7th, 1M Diving - 15th (HM)<br>Platform - 11th (HM)  |
| 2012 | Mateo De Angulo   | 1650 Free - 7th, 500 free - 10th (HM)   |
| 2013 | Tom Neubacher<br>Pavel Sankovich<br>Mark Weber                      | 1M Diving - 7th, Platform - 15th (HM)<br>200 IM 16th (HM), 100 back - 11th (HM)<br>50 Free - 14th (HM)  |
| 2014 | Pavel Sankovich<br>Paul Murray<br>Connor Knight                     | 100 Fly - 2nd, 100 back 8th<br>50 Free - 7th<br>200 Fly - 9th (HM)  |
| 2015 | Tyler Roberge<br>Jason Coombs<br>Connor Knight                      | 1M Diving - 16th (HM)<br>100 Breast - 9th (HM)<br>100 Fly - 16th (HM), 200 Fly - 9th (HM)   |

|       |   |   |
|-------|---|---|
| 2016  | Dylan Grisell   | Platform - 7th  |
| 2017  | Dylan Grisell   | Platform - 9th (HM)   |
| 2019  | Will Pisani<br>Kanoa Kaleoaloha<br>Joshua Davidson  | 50 Free - 11th (HM), 100 Free - 14th (HM)<br>100 Fly - 12th (HM)<br>1M Diving - 14th (HM)     |
| 2020% | Jakub Ksiazek<br>Joshua Davidson<br>Cam Thatcher<br>Izaak Bastian<br>Max McCusker<br>Peter Varjasi<br>Griffin Alaniz<br>Max Polianski | 50 free, 200 free<br>1M, 3M<br>1M<br>100 breast<br>100 fly<br>200 free<br>100 back<br>200 fly |
| 2021  | Peter Varjasi   | 50 free - 14th  |

#### **200 Free Relay**

1996 - Brendon Dedekind, Eduardo Coelho, John Haynes, Matt McVittie (HM) - 9th  
1997 - Brendon Dedekind, Eduardo Coelho, Matt McVittie, Rob Braknis - 7th  
1998 - Kevin Flanagan, Brendon Dedekind, Matt McVittie, Julio Santos - 7th  
1999 - Brendon Dedekind, Julio Santos, Kevin Flanagan, Matt McVittie - 6th  
2006 - Joel Roycik, Alex Kennon, Ed Denton, Jarryd Botha (HM) - 15th (HM)  
2012 - Paul Murray, Trice Bailey, David Sanders, Mark Weber (HM) - 9th  
2017 - Jason McCormick, Chad Mylin, Kanoa Kaleoaloha, William Pisani - 13th (HM)  
2018 - Will Pisani, Chad Mylin, Joseph Plechy, Kanoa Kaleoaloha - 7th  
2019 - Will Pisani, Jakub Ksiazek, Emir Muratovic, Kanoa Kaleoaloha - 5th  
2020% - Peter Varjasi, Griffin Alaniz, Jakub Ksiazek, Max McCusker  
2021 - Peter Varjasi, Jakub Ksiazek, Mason Herbet, Max McCusker - (HM) 15th

#### **400 Free Relay**

1996 - Brendon Dedekind, Eduardo Coelho, Matt McVittie, John Haynes (HM) - 9th  
1997 - Brendon Dedekind, Eduardo Coelho, Matt McVittie, Stephen Parry (HM) - 11th  
1998 - Matt McVittie, Julio Santos, Brendon Dedekind, Stephen Parry - 7th  
1999 - Matt McVittie, Brandon Dedekind, Kevin Flanagan, Stephen Parry (HM) - 10th  
2006 - Stephan Connor, Joel Roycik, Alex Kennon, Ed Denton (HM) - 14th  
2009 - Jarryd Botha, Ed Denton, Jimmy Holway, Andy Hodgson (HM) - 12th  
2012 - Paul Murray, Trice Bailey, David Sanders, Mark Weber - 7th  
2018 - Emir Muratovic, Joseph Plechy, Will Pisani, Kanoa Kaleoaloha - 9th (HM)  
2019 - Will Pisani, Jakub Ksiazek, Emir Muratovic, Kanoa Kaleoaloha - 5th  
2020% - Vladimir Stefanik, Jakub Ksiazek, Peter Varjasi, Max McCusker  
2021 - Peter Varjasi, Jakub Ksiazek, Mason Herbet, Max McCusker - (HM) 13th

#### **800 Free Relay**

1974 - John Hegert, Bob Horne, Steve Meisel, Cliff Schlak - 14th  
1976 - Larry Brown, Steve Meisel, Mike Gratton, Cliff Schlak - 14th  
1990 - Vance Tankersly, Dieter Holtz, Scott Mundell, Charlie Rose (HM) - 16th  
1991 - Jose Gutierrez, Dieter Holtz, Scott Mundell, Charlie Rose (HM) - 12th  
1997 - Brendon Dedekind, Stephen Parry, Darren Milun, Matt McVittie (HM) - 16th  
1999 - Matt McVittie, Nelson Mora, Julio Santos, Stephen Parry (HM) - 16th  
2005 - Thomas Bishop, Billy Jamerson, Steve Roof, Kyle Young (HM) - 16th  
2007 - Kyle Young, Alex Kennon, Ed Denton, Steve Roof - 15th (HM)  
2009 - Kyle Young, Andy Hodgson, Stephen Pendleton, Robby Hayes (HM) - 16th  
2020% - Peter Varjasi, Jakub Ksiazek, Aziz Ghaffari, Vladimir Stefanik

#### **200 Medley Relay**

1995 - Rob Braknis, Ignacio Merino, Dustin Bengston, Eduardo Coelho (HM) - 16th  
1996 - Erick Schlichenmaier, Tim Welsch, Nea-Kuan Chia, Brendon Dedekind, (HM) -  
1997 - Rob Braknis, Brett Peterson, Stephen Parry, Brendon Dedekind - 7th  
1998 - Brett Peterson, Brendon Dedekind, Stephen Parry, Julio Santos - 8th  
2013 - Pavel Sankovich, Jared Pike, Mark Weber, Paul Murray (HM) - 10th  
2014 - Pavel Sankovich, Jared Pike, Connor Knight, Paul Murray - 4th  
2019 - Emir Muratovic, Izaak Bastian, Kanoa Kaleoaloha, Will Pisani - 7th  
2021 - Mason Herbet, Izaak Bastian, Max McCusker, Peter Varjasi - (HM) 14th

#### **400 Medley Relay**

1995 - Robert Braknis, Ignacio Merino, Dustin Bengston, Eduardo Coelho (HM) - 16th  
1997 - Rob Braknis, Brett Peterson, Stephen Parry, Brendon Dedekind - 7th  
1999 - Stephen Parry, Brett Peterson, Keam Ang, Brendon Dedekind - 10th  
2014 - Pavel Sankovich, Jared Pike, Connor Knight, Paul Murray - 6th  
2020% - Griffin Alaniz, Izaak Bastian, Max McCusker, Peter Varjasi  
2021 - Mason Herbet, Izaak Bastian, Max McCusker, Peter Varjasi - (HM) 11th

**\* - National Champions (HM) – Honorable Mention (HM) – Honorable Mention**

**% - NCAAs Cancelled due to COVID-19**



# RECORDS

## Women's School Records

| Event                   | Swimmer (Year)  | Time/Score |
|-------------------------|---|------------|
| 50 Free                 | Tiffany Oliver (2014)   | 22.02      |
| 100 Free                | Tiffany Oliver (2013)   | 48.19      |
| 200 Free                | Kaitlyn Dressel (2015)  | 1:45.13    |
| 500 Free                | Madison Jacobi (2014)   | 4:37.77    |
| 1000 Free               | Madison Jacobi (2014)   | 9:40.82    |
| 1650 Free               | Madison Jacobi (2014)   | 16:01.09   |
| 100 Fly                 | Tayla Lovemore (2017)   | 51.60      |
| 200 Fly                 | Chelsea Britt (2014)  | 1:53.68    |
| 100 Back                | Tania Quagliari(2021)   | 52.17      |
| 200 Back                | Madeline Cohen (2017)   | 1:53.51    |
| 100 Breast              | Natalie Pierce(2017)  | 58.25      |
| 200 Breast              | Nina Kucheran(2021)   | 2:08.57    |
| 200 IM                  | Nina Kucheran (2022)  | 1:56.68    |
| 400 IM                  | Julia Henkel (2014)   | 4:09.64    |
| 200 Free Relay (2017)   | Emma Terebo, Elise Olsen<br>Tayla Lovemore, Alexi Smith             | 1:28.49    |
| 400 Free Relay (2022)   | Zsofia Kurdi, Tania Quagliari<br>Gloria Muzito, Rebecca Moynihan    | 3:15.70    |
| 800 Free Relay (2014)   | Tiffany Oliver, Kaitlyn Dressel,<br>Julia Henkel, Madison Jacobi    | 7:06.56    |
| 200 Medley Relay (2022) | Tania Quagliari, Nina Kucheran,<br>Jenny Halden, Rebecca Moynihan   | 1:35.40    |
| 400 Medley Relay (2022) | Tania Quagliari, Nina Kucheran<br>Edith Jernstedt, Rebecca Moynihan | 3:31.96    |
| 1 Meter Diving          |   |            |
| 6 Dives                 | Katrina Young (2015)  | 337.60     |
| 11 Dives                | Wendy Fuller (1985)   | 431.60     |
| 3 Meter Diving          |   |            |
| 6 Dives                 | Kelsey Goodman (2013)   | 373.05     |
| 11 Dives                | Brittany Lerew (2005)   | 556.60     |
| Platform                |   |            |
| 6 Dives                 | Courtney McClow (2005)  | 348.50     |
| 5 Dives                 | Katrina Young (2014)  | 364.70     |

## Men's School Records

| Event                   | Swimmer (Year)  | Time/Score |
|-------------------------|---|------------|
| 50 Free                 | Paul Murray (2014)  | 19.04      |
| 100 Free                | William Pisani (2019)   | 42.18      |
| 200 Free                | Peter Varjasi (2020)  | 1:32.76    |
| 500 Free                | Yordan Yanchev (2022)   | 4:14.16    |
| 1000 Free               | Mateo De Angulo (2012)  | 8:54.28    |
| 1650 Free               | Mateo De Angulo(2012)   | 14:42.77   |
| 100 Fly                 | Kanoa Kaleoaloha (2019)   | 44.93      |
| 200 Fly                 | Connor Knight (2015)  | 1:41.66    |
| 100 Back                | Pavel Sankovich (2014)  | 45.31      |
| 200 Back                | Andy Hodgson (2009)   | 1:41.11    |
| 100 Breast              | Izaak Bastian (2021)  | 51.84      |
| 200 Breast              | Izaak Bastian (2021)  | 1:53.81    |
| 200 IM                  | Pavel Sankovich (2014)  | 1:41.92    |
| 400 IM                  | Nick Mason (2020)   | 3:45.50    |
| 200 Free Relay (2019)   | William Pisani, Jakub Ksiazek<br>Emir Muratovic, Kanoa Kaleoaloha | 1:15.73    |
| 400 Free Relay (2019)   | William Pisani, Jakub Ksiazek<br>Emir Muratovic, Kanoa Kaleoaloha | 2:48.51    |
| 800 Free Relay (2020)   | Peter Varjasi, Jakub Ksiazek<br>Aziz Ghaffari, Vladimir Stefanik  | 6:15.94    |
| 200 Medley Relay (2022) | Mason Herbet, Izaak Bastian<br>Max McCusker, Peter Varjasi        | 1:23.15    |
| 400 Medley Relay (2014) | Pavel Sankovich, Jared Pike<br>Connor Knight, Paul Murray         | 3:04.47    |
| 1 Meter Diving          |   |            |
| 6 Dives                 | Terry Horner (2010)   | 463.00     |
| 11 Dives                | Paul Spray (1991)   | 581.65     |
| 3 Meter Diving          |   |            |
| 6 Dives                 | Terry Horner (2010)   | 458.40     |
| 11 Dives                | Louis Gagnet (2003)   | 621.05     |
| Platform                |   |            |
| 6 Dives                 | Landon Marzullo (2011)  | 441.25     |



# POOL RECORDS

## Morcom Aquatics Center Pool Record - Collegiate

| Event      | Swimmer (Date) School                           | Time/Score |
|------------|---|------------|
| 50 Free    | Flora Molnar (1/12/18) <b>Alabama</b>           | 22.44      |
| 100 Free   | Kaitlyn Dressel (11/7/14) <b>Florida State</b>  | 49.20      |
| 200 Free   | Mackenzie Paddington (10/7/17) <b>Minnesota</b> | 1:46.85    |
| 500 Free   | Mackenzie Paddington (10/7/17) <b>Minnesota</b> | 4:46.77    |
| 1000 Free  | Jessica Thielmann (11/15/12) <b>Florida</b>     | 9:47.10    |
| 1650 Free  | Kensley McMahon (1/12/20) <b>Alabama</b>        | 16:24.00   |
| 100 Fly    | Flora Molnar (1/12/18) <b>Alabama</b>           | 51.60      |
| 200 Fly    | Edith Jernstedt (1/28/22) <b>Florida State</b>  | 1:58.64    |
| 100 Back   | Ellie Waldrep (10/15/2021) <b>Auburn</b>        | 53.07      |
| 200 Back   | Rhyan White (1/12/2020) <b>Alabama</b>          | 1:55.74    |
| 100 Breast | Ida Hulkko (11/2/18) <b>Florida State</b>       | 59.03      |
| 200 Breast | Nina Kucheran (10/15/2021) <b>Florida State</b> | 2:12.58    |
| 100 IM     | Barabara Caraballo (11/7/15) <b>FGCU</b>        | 57.47      |
| 200 IM     | Shara Stafford (11/23/10) <b>Florida</b>        | 1:59.31    |
| 400 IM     | Mia Nonnenberg (1/12/18) <b>Alabama</b>         | 4:16.00    |

200 Free Relay (1/12/18)  
**Alabama**  
Molnar, Tomley, Morrow, Scott

400 Free Relay (11/23/10)  
**Florida State**  
Oliver, Mills, Selts, Hendry

200 Medley Relay (1/28/22)  
**Florida State**  
Quaglieri, Kucheran, Halden, Moynihan

400 Medley Relay (11/7/15)  
**FGCU**  
Haan, Armitage, Wong, Burdge

1 Meter Diving  
6 Dives  
Ayla Bonniwell (11/9/2019) **Florida State** 336.52

3 Meter Diving  
6 Dives  
Kelsey Goodman (10/18/13) **Florida State** 373.05

## Morcom Aquatics Center Pool Record - Collegiate

| Event      | Swimmer (Year) School                           | Time/Score |
|------------|---|------------|
| 50 Free    | Peter Varjasi (1/8/2021) <b>Florida State</b>   | 19.76      |
| 100 Free   | Peter Varjasi (11/14/20) <b>Florida State</b>   | 43.62      |
| 200 Free   | Conor Dwyer (11/23/10) <b>Florida</b>           | 1:34.70    |
| 500 Free   | Yordan Yanchev (1/28/22) <b>Florida State</b>   | 4:18.87    |
| 1000 Free  | Mateo De Angulo (11/23/10) <b>Florida State</b> | 9:06.48    |
| 1650 Free  | David Quirie (1/8/2021) <b>Florida State</b>    | 15:29.19   |
| 100 Fly    | Max McCusker (1/28/22) <b>Florida State</b>     | 46.87      |
| 200 Fly    | Connor Knight (11/7/14) <b>Florida State</b>    | 1:45.04    |
| 100 Back   | Mason Herbetl (1/28/22) <b>Florida State</b>    | 46.07      |
| 200 Back   | Brett Fraser (11/23/10) <b>Florida</b>          | 1:45.82    |
| 100 Breast | Reid Mikuta (10/15/2021) <b>Auburn</b>          | 53.28      |
| 200 Breast | Rob Holderness (11/23/10) <b>Florida State</b>  | 1:56.32    |
| 100 IM     | Jason Coombs (11/7/15) <b>Florida State</b>     | 50.50      |
| 200 IM     | Mason Herbetl (1/28/22) <b>Florida State</b>    | 1:47.35    |
| 400 IM     | Nick Mason (11/14/20) <b>Florida State</b>      | 3:52.65    |

200 Free Relay (1/28/19)  
**Florida State**  
Kaleoaloha, Muratovic, Pisani, Vann

400 Free Relay (10/26/18)  
**Florida State**  
Pisani, Kaleoaloha, McCusker, Muratovic

200 Medley Relay (1/28/22)  
**Florida State**  
Herbetl, Bastian, McCusker, Varjasi

400 Medley Relay (11/7/15)  
**Florida State**  
Kalisz, Coombs, Hensley, McCormick

1 Meter Diving  
6 Dives  
Landon Marzullo (10/23/09) **Florida State** 399.90

3 Meter Diving  
6 Dives  
Landon Marzullo (10/23/09) **Florida State** 452.31





# OLYMPIANS



**MARY MONTGOMERY**  
1972 • MUNICH



**PHIL BOGGS**  
1976 • MONTREAL   
IM DIVING



**WENDY FULLER**  
1980 • MOSCOW   
1988 • SEOUL



**KEAM ANG**  
1996 • ATLANTA



**NELSON MORA**  
1996 • ATLANTA



**ROB BRAKNIS**  
1996 • ATLANTA



**BRENDON DEEKIND**  
1996 • ATLANTA   
2000 • SYDNEY



**BRETT PETERSON**  
2000 • SYDNEY



**TAL STRICKER**  
2000 • SYDNEY



**JULIO SANTOS**  
1996 • ATLANTA   
2000 • SYDNEY  
2004 • ATHENS



**STEPHEN PARRY**  
2000 • SYDNEY   
2004 • ATHENS  
200 FLY



**CHRIS VYTHOULKAS**  
2004 • ATHENS



**WICKUS NEINABER**  
2000 • SYDNEY   
2004 • ATHENS



**GOLDA MARCUS**  
2004 • ATHENS   
2008 • BEIJING



**ARIEL RITTENHOUSE**  
2008 • BEIJING




**JARED HEINE**  
2008 • BEIJING



**MATEO DE ANGULO**  
2012 • LONDON



**PAVEL SANKOVICH**  
2008 • BEIJING   
2012 • LONDON  
2016 • RIO



**JEMAL LEGRAND**  
2012 • LONDON



**DANIELLA VAN DEN BERG**  
2012 • LONDON



**KATRINA YOUNG**  
2016 • RIO   
2020 • TOKYO



**IDA HULKKO**  
2020 • TOKYO



**EMIR MURATOVIC**  
2020 • TOKYO



**JULIO HORREGO**  
2020 • TOKYO



**IZAAK BASTIAN**  
2020 • TOKYO



# INTERNATIONAL COMPETITIONS

## FINA WORLD CHAMPIONSHIPS

|      |  |  |  |
|------|--|--|--|
| 2022 | Izaak Bastian<br>Emma Terebo<br>Yordan Yanchev<br>Julio Horrego<br>Katrina Young   | Bahamas<br>France<br>Bulgaria<br>Honduras<br>USA   | Silver - PL Synchro                        |
| 2019 | Katrina Young<br><br>Vladimir Stefanik<br>Will Pisani<br>Tayla Lovemore<br>Lauren Hew<br>Ida Hulkko<br>Emir Muratovic<br>Izaak Bastian<br>Cadell Lyons | USA<br><br>Slovakia<br>Canada<br>RSA<br>Cayman Islands<br>Finland<br>Bosnia & Heregovina<br>Bahamas<br>Trinidad & Tobego | Bronze - PL Synchro<br>Bronze - Team Event |
| 2017 | Pavel Sankovich<br>Daniella Van den Berg<br>Marc Rojas<br>Lauren Hew<br>Lauren Hew<br>Daniella Van den Berg  | Belarus<br>Aruba<br>Dominican Republic<br>Cayman Islands<br>Cayman Islands<br>Aruba                                      |  |
| 2015 | Pavel Sankovich<br>Mateo DeAngulo<br>Ariel Rittenhouse   | Belarus<br>Colombia<br>USA   | Did Not Compete                            |
| 2013 | Pavel Sankovich<br>Mateo DeAngulo<br>Jemal LeGrand<br>McKayla Lightbourn   | Belarus<br>Colombia<br>Aruba<br>Bahamas  |  |
| 2011 | Rafael Van Leeuwaarde<br>Mateo DeAngulo<br>Christina Loh<br>Pavel Sankovich<br>Daniella Van den Berg   | Suriname<br>Colombia<br>Malaysia<br>Belarus<br>Aruba   |  |
| 2009 | Terry Horner<br>Ariel Rittenhouse<br>Mateo DeAngulo<br>Pavel Sankovich<br>Jemal LeGrand<br>Georgia Holderness  | USA<br>USA<br>Colombia<br>Belarus<br>Aruba<br>Wales  |  |
| 2007 | Pavel Sankovich<br>Ariel Rittenhouse<br>Chris Vythoukask<br>Golda Marcus   | Belarus<br>USA<br>Bahamas<br>El Salvador   |  |
| 2005 | Pavel Sankovich<br>Jared Heine<br>Chris Vythoukask   | Belarus<br>Marshall Islands<br>Bahamas   |  |
| 2003 | Jared Heine<br>Golda Marcus<br>Wickus Nienaber<br>Stephen Parry  | Marshall Islands<br>Bahamas<br>El Salvado<br>Swaziland<br>Great Britain  |  |
| 2001 | Julio Santos   | Ecuador  |  |
| 1994 | Julio Santos   | Ecuador  |  |
| 1998 | Nelson Mora<br>Brendon Dedeind<br>Stephen Parry  | Venezuela<br>RSA<br>Great Britain  |  |
| 1978 | Phil Boggs   | USA  | Gold - 3M                                  |
| 1975 | Phil Boggs   | USA  | Gold - 3M                                  |
| 1973 | Phil Boggs   | USA  | Gold - 3M                                  |

## FINA SHORT COURSE WORLD CHAMPIONSHIPS

|      |  |   |  |
|------|--|---|--|
| 2018 | Ida Hulkko<br>Rebecca Moynihan<br>Yordan Yanchev<br>Cadell Lyons   | Finland<br>New Zealand<br>Bulgaria<br>Trinidad & Tobego                             |  |
| 2016 | Tayla Lovemore<br>Daniella Van den berg<br>Marc Rojas<br>Pavel Sankovich<br><br>Vladimir Stefanik<br>Kertu Alenk<br>Lauren Hew | RSA<br>Aruba<br>Puerto Rico<br>Belarus<br><br>Slovakia<br>Estonia<br>Cayman Islands | Bronze - 50m back<br>Bronze - 4x50m medley |
| 2014 | Elise Olsen<br>Rafael Van Leeuwaarde<br>Lauren Hew   | Norway<br>Suriname<br>Cayman Islands  |  |
| 2012 | Jemal LeGrand  | Aruba   |  |
| 2010 | Pavel Sankovich  | Belarus   |  |
| 2006 | Chris Vythoukask   | Bahamas   |  |
| 2004 | Wickus Nienaber  | Swaziland   |  |

|      |                 |               |                               |
|------|-----------------|---------------|-------------------------------|
| 2000 | Brendon Dedeind | RSA           | Silver - 50m free, 50m breast |
| 2002 | Stephen Parrry  | Great Britain |                               |
| 1999 | Julio Santos    | Ecuador       |                               |
| 1997 | Christy Cech    | RSA           |                               |
| 1995 | Nelson Mora     | Venezuela     |                               |
| 1994 | Rob Braknis     | Canada        |                               |

## FINA JUNIOR WORLD CHAMPIONSHIPS

|      |  |   |  |
|------|--|---|--|
| 2019 | Izaak Bastian<br>Yordan Yanchev<br>Pia Murray  | Bahamas<br>Bulgaria<br>England                      |  |
| 2017 | Molly Carlson<br>Peter Varjasi<br>Aziz Ghaffari<br>Tania Quaglieri<br>Yordan Yanchev | Canada<br>Germany<br>Tunisia<br>Italy<br>Bulgaria   |  |
| 2014 | Molly Carlson<br>Cam Thatcher<br>Josh Davidson                                       | Canada<br>USA<br>USA                                |  |
| 2015 | Vladimir Stefanik  | Slovakia  |  |
| 2011 | Juan Sequera<br>Christina Loh<br>Daniella Van den Berg<br>Cadell Lyons               | Venezuela<br>Malaysia<br>Aruba<br>Trinidad & Tobego |  |
| 2008 | Pavel Sankovich<br>Mateo De Angulo<br>Rob Holderness                                 | Belarus<br>Colombia<br>Wales                        |  |
| 2006 | Katrina Young<br>Pavel Sankovich   | USA<br>Belarus                                      |  |

## PAN PACIFIC CHAMPIONSHIPS

|      |                    |           |                    |
|------|--------------------|-----------|--------------------|
| 2018 | Will Pisani        | Canada    |                    |
| 2014 | Jared Pike         | RSA       |                    |
| 1999 | Brendon Dedekind   | RSA       | Gold- 50m free     |
|      | Brett Peterson     | RSA       |                    |
| 1997 | Brendon Dedekind   | RSA       |                    |
|      | Candice Nethercott | RSA       |                    |
|      | Christy Cech       | RSA       |                    |
| 1995 | Nelson Mora        | Venezuela |                    |
| 1995 | Rob Brankis        | Canada    | Bronze 4x100m free |
| 1993 | Rob Brankis        | Canada    |                    |

## JUNIOR PAN PACIFIC CHAMPIONSHIPS

|      |               |         |                      |
|------|---------------|---------|----------------------|
| 2018 | Nina Kucheran | Canada  | Silver - 100m breast |
| 2016 | Izaak Bastian | Bahamas |                      |

## EUROPEAN CHAMPIONSHIPS

|      |                 |                     |                     |
|------|-----------------|---------------------|---------------------|
| 2022 | Max McCusker    | Ireland             |                     |
|      | Yordan Yanchev  | Bulgaria            |                     |
|      | Emma Terebo     | France              |                     |
|      | Julia Mansson   | Sweden              |                     |
|      | Peter Varjasi   | Germany             |                     |
| 2021 | Ida Hulkko      | Finland             | Silver - 50m breast |
|      | Yordan Yanchev  | Bulgaria            |                     |
|      | Max McCusker    | Ireland             |                     |
| 2018 | Ida Hulkko      | Finland             |                     |
|      | Kertu Alenk     | Estonia             |                     |
|      | Laura Jensen    | Denmark             |                     |
|      | Emir Muratovic  | Bosnia & Heregovina |                     |
| 2016 | Kertu Alenk     | Estonia             |                     |
| 2014 | Pavel Sankovich | Belarus             | Bronze - 100m fly   |
| 2012 | Pavel Sankovich | Belarus             |                     |
| 2010 | Pavel Sankovich | Belarus             |                     |
| 2008 | Pavel Sankovich | Belarus             |                     |
| 2000 | Tal Stricker    | Israel              |                     |
| 199  | Stephen Parry   | Great Britain       |                     |
| 1997 | Stephen Parry   | Great Britain       | Bronze- 200m fly    |

## SHORT COURSE EUROPEAN CHAMPIONSHIPS

|      |                    |                      |  |
|------|--------------------|----------------------|--|
| 2021 | Jenny Halden       | Norway               |  |
|      | Emir Muratovic     | Bosnia & Herzegovina |  |
|      | Ida Hulkko         | Finland              |  |
|      | Jokubas Keblys     | Lithuania            |  |
| 2019 | Yordan Yanchev     | Bulgaria             |  |
|      | Ida Hulkko         | Finland              |  |
|      | Edith Jernstedt    | Sweden               |  |
| 2017 | Pavel Sankovich    | Belarus              |  |
|      | Jakub Ksiazek      | Poland               |  |
|      | Ida Hulkko         | Finland              |  |
|      | Tania Quagliari    | Italy                |  |
|      | Vladimir Stefanik  | Slovakia             |  |
|      | Kertu Alenk        | Estonia              |  |
| 2015 | Pavel Sankovich    | Belarus              | 3x Bronze - 4x50m free, 4x50m medley, 4x50m mixed medley relay |
|      | Emma Terebo        | France               |  |
| 2013 | Pavel Sankovich    | Belarus              | Bronze - 50m back  |
|      | Elise Olsen        | Norway               |  |
| 2011 | Pavel Sankovich    | Belarus              | Bronze - 50m & 100m back                                       |
| 2010 | Pavel Sankovich    | Belarus              |  |
| 2009 | Pavel Sankovich    | Belarus              |  |
| 2008 | Georgia Holderness | Wales                |  |
| 2007 | Pavel Sankovich    | Belarus              |  |
| 2003 | Stephen Parry      | England              |  |
| 2002 | Stephen Parry      | England              |  |

|      |               |               |
|------|---------------|---------------|
| 2000 | Stephen Parry | Great Britain |
|      | Tal Stricker  | Israel        |
| 1999 | Stephen Parry | Great Britain |
| 1998 | Stephen Parry | Great Britain |
| 1996 | Tanya Gurr    | Zimbabwe      |

## JUNIOR EUROPEAN CHAMPIONSHIPS

|      |                 |               |
|------|-----------------|---------------|
| 2019 | Yordan Yanchev  | Bulgaria      |
|      | Pia Murray      | England       |
|      | Edith Jernstedt | Sweden        |
|      | Julia Mansson   | Sweden        |
|      | Sophie Freeman  | Great Britain |

|      |                    |          |
|------|--------------------|----------|
| 2018 | Yordan Yanchev     | Bulgaria |
|      | Peter Varjasi      | Germany  |
|      | Maurice Ingenrieth | Germany  |
|      | Edith Jernstedt    | Sweden   |

|      |                  |         |
|------|------------------|---------|
| 2017 | Jenny Halden     | Norway  |
|      | Phoebe Griffiths | England |

|      |                   |          |                                     |
|------|-------------------|----------|-------------------------------------|
| 2016 | Gloria Muzito     | Sweden   |                                     |
|      | Tania Quagliari   | Italy    | Gold- 100m back<br>Silver- 50m back |
|      | Vladimir Stefanik | Slovakia |                                     |
|      | Kertu Alenk       | Estonia  |                                     |

|      |                    |               |
|------|--------------------|---------------|
| 2014 | Emma Terebo        | France        |
|      | Ida Hulkko         | Finland       |
| 2013 | Elise Olsen        | Norway        |
| 2008 | Rob Holderness     | Wales         |
| 2007 | Pavel Sankovich    | Belarus       |
|      | Rob Holderness     | Wales         |
| 2004 | Ed Denton          | Great Britain |
| 2003 | Ian Powell         | Great Britain |
|      | Ed Denton          | Great Britain |
|      | Georgia Holderness | Wales         |
| 2002 | Georgia Holderness | Wales         |
| 1994 | Stephen Parry      | Great Britain |

## PAN AMERICAN GAMES

|      |                       |              |                |
|------|-----------------------|--------------|----------------|
| 2019 | Lauren Hew            | Grand Cayman |                |
| 2015 | Mateo DeAngulo        | Colombia     |                |
|      | Daniella Van den Berg | Aruba        |                |
|      | Juan Sequeira         | Venezuela    |                |
| 2011 | McKayla Lightbourn    | Bahamas      |                |
|      | Mateo DeAngulo        | Colombia     |                |
| 2007 | Ariel Rittenhouse     | USA          |                |
|      | Chris Vythoukas       | Bahamas      |                |
|      | Golda Marcus          | El Salvador  |                |
| 1999 | Chris Vythoukas       | Bahamas      |                |
| 1995 | Nelson Mora           | Venezuela    | Gold- 200m fly |
| 1987 | Wendy Fuller          | Canada       | Silver - 10M   |
| 1979 | Phil Boggs            | USA          | Silver - 10M   |
|      |                       |              | Gold- 3M       |
| 1975 | Phil Boggs            | USA          | Gold- 3M       |

## JUNIOR PAN AMERICAN GAMES

|      |               |        |                        |
|------|---------------|--------|------------------------|
| 2017 | Josh Davidson | USA    | Gold- 3M<br>Silver- 1M |
| 2015 | Cam Thatcher  | USA    | Gold- 3M               |
|      | Molly Carlson | Canada | Gold- 3M               |
| 2013 | Molly Carlson | Canada | Gold- 3M               |
| 2005 | Katrina Young | USA    |                        |

## YOUTH OLYMPICS

|      |   |  |
|------|---|--|
| 2018 | Izaak Bastian<br>Nina Kucheran<br>Maurice Ingenrieth<br>Aziz Chaffari<br>Yordan Yanchev | Bahamas<br>Canada<br>Germany<br>Tunisa<br>Bulgaria |
| 2014 | Emma Terebo<br>Molly Carlson<br>Daniella Van den Berg                                   | France<br>Canada<br>Aruba                          |
| 2010 | Juan Sequera  | Venezuela  |

## WORLD UNIVERSITY GAMES

|      |  |   |   |
|------|--|---|---|
| 2019 | Tayla Lovemore<br><br>Nina Kucheran<br>Boglarka Bonecz<br>Jakub Ksiazek<br>Kertu Alnek | RSA<br><br>Canada<br>Hungary<br>Poland<br>Estonia | Gold - 50m fly<br>Gold - 100m fly<br>Bronze - 4x100m medley relay |
| 2017 | Vladimir Stefanik  | Slovakia  |   |
| 2015 | Dylan Grisell  | Canada  |   |
| 2013 | Katrina Young  | USA   | Silver- Team Event  |
| 2011 | Landon Marzullo  | USA   |   |
| 2009 | Rob Holderness   | Wales   |   |
| 2007 | Jarryd Botha<br>Dan Frebel<br>Terry Horner   | RSA<br>USA<br>USA                                 |   |
| 2005 | Romy Altmann   | RSA   |   |
| 1997 | Brendon Dedekind<br>Stephen Parry  | RSA<br>Great Britain                              | Bronze- 50m free  |
| 1995 | Stephen Parry  | Great Britain                                     |   |

## CENTRAL AMERICA AND CARIBBEAN GAMES

|      |                |             |  |
|------|----------------|-------------|--|
| 2018 | Izaak Bastian  | Bahamas     |  |
| 2014 | Mateo DeAngulo | Colombia    | Gold- 400m free<br>Silver - 1500m free<br>Bronze- 4x100 free |
| 2010 | Mateo DeAngulo | Colombia    | Gold - 4x200 free<br>Bronze - 4x100 medley                   |
| 2006 | Golda Marcus   | El Salvador | Bronze - 1500m free, 4x200 free                              |
| 2002 | Golda Marcus   | El Salvador | 3xBronze- 200m, 400m, 1500m free                             |
| 1993 | Nelson Mora    | Venezuela   | Gold - 200m fly  |

## CENTRAL AMERICAN GAMES

|                     |              |             |                      |
|---------------------|--------------|-------------|----------------------|
| 2001                | Golda Marcus | El Salvador | 7x Gold<br>2x Silver |
| <b>CCCAN Champs</b> |              |             |                      |
| 2007                | Golda Marcus | El Salvador | 3x Gold<br>Silver    |
| 2001                | Golda Marcus | El Salvador | 2x Gold<br>3x Bronze |

## CARIFTA GAMES

|      |   |                                    |                   |
|------|---|------------------------------------|-------------------|
| 2016 | Izaak Bastian<br>Lauren Hew                                   | Bahamas<br>Cayman Islands          |                   |
| 2013 | Izaak Bastian<br>Lauren Hew<br>Daniella Van den Berg          | Bahamas<br>Cayman Islands<br>Aruba |                   |
| 2012 | Rafael Van Leeuware<br>Jemal LeGrand<br>Daniella Van den Berg | Suriname<br>Aruba<br>Aruba         | Bronze - 100 Free |

## SOUTH AMERICAN GAMES

|      |                |          |                      |
|------|----------------|----------|----------------------|
| 2014 | Mateo DeAngulo | Colombia | Silver - 4x200m free |
| 2010 | Mateo DeAngulo | Colombia | Bronze - 4x200 free  |

## COMMONWEALTH GAMES

|      |   |  |   |
|------|---|--|---|
| 2022 | Izaak Bastian   | Bahamas  |   |
| 2018 | Izaak Bastian<br>Lauren Hew   | Bahamas<br>Cayman Islands  |   |
| 2014 | McKayla Lightbourn<br>Rob Holderness<br>Lauren Hew<br>Christina Loh   | Bahamas<br>Wales<br>Cayman Islands<br>Malaysia                   |   |
| 2010 | Rob Holderness<br>Georgia Holderness  | Wales<br>Wales   |   |
| 2010 | Cadell Lyons<br>Christina Loh   | Trinidad & Tobago<br>Malaysia                                    |   |
| 2006 | Chris Vythoukas<br>Ian Powell<br>Stephen Parry  | Bahamas<br>Great Britain<br>England                              | Silver - 200m fly<br>Bronze - 4x200m free |
| 1998 | Chris Vythoukas<br>Wickus Niebaber<br>Brett Peterson<br>Stephen Parry<br>Brett Peterson<br>Brendon Dedekind<br>Keam Ang | Bahamas<br>Swaziland<br>RSA<br>England<br>RSA<br>RSA<br>Malaysia | Bronze - 200m fly                         |
| 1994 | Rob Brankis   | Canada   |   |

### Commonwealth Youth Games

|      |                                   |                      |  |
|------|-----------------------------------|----------------------|--|
| 2001 | Brett Peterson                    | RSA                  |  |
| 1998 | Brendon Dedekind<br>Stephen Parry | RSA<br>Great Britain |  |

## GOODWILL GAMES

|      |                                   |                      |  |
|------|-----------------------------------|----------------------|--|
| 2001 | Brett Peterson                    | RSA                  |  |
| 1998 | Brendon Dedekind<br>Stephen Parry | RSA<br>Great Britain |  |



# ACADEMIC HONORS

## CoSida Academic All-American for At-Large

### Sports

|      |                |          |
|------|----------------|----------|
| 2022 | Izaak Bastian  | 2nd Team |
| 2020 | Molly Carlson  | 3rd Team |
| 2020 | Ayla Bonniwell | 3rd Team |
| 2019 | Ayla Bonniwell | 3rd Team |
| 2017 | Dylan Grisell  | 2nd Team |
| 2016 | Dylan Grisell  | 2nd Team |

## CoSida Academic All-District for At-Large

### Sports

#### Women

|      |                |          |
|------|----------------|----------|
| 2005 | Emily Breen    | 2nd Team |
| 2007 | Romy Altmaan   | 2nd Team |
| 2019 | Ayla Bonniwell | 1st Team |

#### Men

|      |               |          |
|------|---------------|----------|
| 2007 | Alex Kennon   | 2nd Team |
| 2015 | Dylan Grisell | 1st Team |
| 2016 | Dylan Grisell | 1st Team |
| 2019 | Cam Thatcher  | 1st Team |
| 2019 | Josh Davidson | 1st Team |
| 2020 | Cam Thatcher  | 1st Team |
| 2020 | Josh Davidson | 1st Team |
| 2020 | Izaak Bastian | 1st Team |
| 2022 | Izaak Bastian | 1st Team |

## CSCAA Scholar All-America

### 2022

|                            |
|----------------------------|
| 2021 Fall Men's - 3.06     |
| 2021 Fall Women's - 3.68   |
| 2022 Spring Men's - 3.15   |
| 2022 Spring Women's - 3.61 |

### First Team

|                  |               |
|------------------|---------------|
| Jenny Halden     | Izaak Bastian |
| Nina Kucheran    |               |
| Zsofia Kurdi     |               |
| Rebecca Moynihan |               |

### Second Team

|                      |                |
|----------------------|----------------|
| Kayleigh Clark       | Adrian Aguilar |
| Aryanna Fernandes    | Ian Cooper     |
| Isabel Gregersen     | Jesco Helling  |
| Maddy Huggins        | Nick Mason     |
| Maddie McDonald      | Blake Moran    |
| Pia Murray           |                |
| Sydney VanOvermeiren | Arijus Pavlidi |
| Hannah Womer         | David Quirie   |
|                      | David Vargas   |

### 2021

|                          |
|--------------------------|
| 2020 Fall Men's - 3.41   |
| 2020 Fall Women's - 3.68 |

### First Team

|              |                 |
|--------------|-----------------|
| Jenny Halden | Izaak Bastian   |
|              | Joshua Davidson |
|              | Mason Herbet    |
|              | Nick Mason      |
|              | Max McCusker    |
|              | David Quirie    |
|              | Peter Varjasi   |
|              | Yordan Yanchev  |

## CSCAA Scholar All-America

### 2020

|                               |
|-------------------------------|
| 2019 Fall men's team - 3.41   |
| 2019 Fall women's team - 3.51 |
| 2020 Spring men's             |
| 2020 Spring women's           |

### First Team

|                      |                   |
|----------------------|-------------------|
| Ayla Bonniwell       | Max McCusker      |
| Molly Carlson        | Max Polianski     |
| Nina Kucheran        | Griffin Alaniz    |
| Sydney VanOvermeiren | Izaak Bastian     |
|                      | Vladimir Stefanik |
|                      | Joshua Davidson   |
|                      | Cam Thatcher      |

### Honorable Mention

|                        |                |
|------------------------|----------------|
| Ana Zortea             | Aidan Faminoff |
| Katherine Baker        | Ian Cooper     |
| Hannah Womer           | Scott Pekarske |
| Kertu Alnek            | Jackson Lucas  |
| Rebecca Moynihan       | Nick Mason     |
| Madeleine McDonald     | Jackson Seith  |
| Paige Schendelaar-Kemp | Domen Demars   |

### 2019

|                                 |
|---------------------------------|
| 2018 Fall women's Team - 3.49   |
| 2019 Spring women's team - 3.41 |
| 2019 Spring women's team - 3.01 |

### First Team

|                |                 |
|----------------|-----------------|
| Ayla Bonniwell | Griffin Alaniz  |
| Molly Carlson  | Izaak Bastian   |
| Ida Hulkko     | Joshua Davidson |
| Nina Kucheran  | Aidan Faminoff  |
|                | Kanoa Kalealoha |

### Honorable Mention

|                        |               |
|------------------------|---------------|
| Elise Olsen            | Max McCusker  |
| Natalie Purnell        | Jackson Seith |
| Paige Schendelaar-Kemp | Cam Thatcher  |
| Hannah Womer           |               |

### 2018

|                                 |
|---------------------------------|
| 2017 Fall women's team - 3.42   |
| 2018 Spring women's team - 3.39 |
| 2018 Spring men's team - 3.05   |

### First Team

|                |                 |
|----------------|-----------------|
| Ayla Bonniwell | Joshua Davidson |
| Molly Carlson  | Nate Samson     |
| Tayla Lovemore |                 |
| Emma Terebo    |                 |

### Honorable Mention

|                       |                  |
|-----------------------|------------------|
| Ariel Barber          | Jonathan Ratliff |
| Shelly Drozda         | Paxton Rhoads    |
| Caroline Gerhardt     | Tyler Roberge    |
| Natalie Purnell       | Cam Thatcher     |
| Daniella Van den Berg |                  |

### 2017

|                                   |
|-----------------------------------|
| 2016 Fall women's team - 3.11     |
| 2017 - spring women's team - 3.33 |
| 2017 spring men's team - 3.01     |

### First Team

|                |                 |
|----------------|-----------------|
| Ayla Bonniwell | Dylan Grisell   |
| Molly Carlson  | Jason McCormick |
| Nika Blank     |                 |
| Lydia Ware     |                 |

### Honorable Mention

Tyler Roberge

### 2016

|                              |
|------------------------------|
| 2016 spring men's - 3.13     |
| 2016 - spring women's - 3.25 |

### First Team

Summer Finke

Dylan Grisell

### Honorable Mention

|               |               |
|---------------|---------------|
| Caroline Neil | Kalonji Cole  |
| Lydia Ware    | Cole Hensley  |
|               | Tyler Roberge |

### 2015

|                          |
|--------------------------|
| 2015 spring women - 3.20 |
| 2015 spring men - 3.06   |

### Honorable Mention

|                 |
|-----------------|
| Kaitlyn Dressel |
| Dylan Grisell   |

### 2013

|                          |
|--------------------------|
| 2012 Fall women - 3.17   |
| 2013 spring women - 3.19 |

### First Team

|                  |               |
|------------------|---------------|
| Elizabeth Pepper | John Jessell  |
|                  | Tom Neubacher |

Nina Kucheran  
Sydney VanOvermeiren

### 2019

Griffin Alaniz  
Izaak Bastian  
Joshua Davidson  
Jakub Ksiazek  
Cam Thatcher

Molly Carlson  
Ido Hulkko  
Nina Kucheran

### 2018

Griffin Alaniz  
Joshua Davidson  
Tyler Roberge  
Nate Samson  
Cam Thatcher

Ayla Bonniwell  
Molly Carlson  
Tayla Lovemore  
Natalie Pierce  
Blair Mulka

### 2017

Aidan Faminoff  
Dylan Grisell  
Connor Kalisz  
Jason McCormick  
Joe Plechy  
Tyler Roberge

Ayla Bonniwell  
Molly Carlson  
Cassidy Gebhart  
Natalie Pierce  
Lydia Ware

### 2016

Kalonji Cole  
Dylan Grisell  
Cole Hensley  
Connor Kalisz  
Jason McCormick

Megan Brown  
Cassidy Gebhart

### 2015

Cole Hensley  
Dylan Grisell  
Anthony Lyons  
Tyler Roberge

Kaitlyn Dressel  
Caroline Gearhardt  
Natalie Pierce  
Lydia Ware  
Katrina Young

**2012**

2011 Fall women - 3.2  
 2012 spring women - 3.1

**First Team**

Julia Henkel      Nick  
 Klein  
 Elizabeth Pepper      Tom  
 Neubacher  
 Ariel Rittenhouse

**Honorable Mention**

Melissa Cooper  
 Marissa Harrington  
 Kristine Polley  
 Tori Richmond  
 Stephanie Sarandos

**2011**

2010 Fall Women - 3.21

**First Team**

Marissa Harrington      Emerson  
 Harris  
 Kristine Polley  
 Sabotin Jessica  
 Caroline Smith  
 Kat Adham  
 Lisi Rowland

**ALL-ACC ACADEMIC TEAM****2022**

Izaak Bastian  
 Mason Herbet  
 Jakub Ksiazek

Nina Kucheran  
 Jenny Halden  
 Tania Quaglieri  
 Edith Jernstedt  
 Gloria Muzito  
 Rebecca Moynihan

**2021**

Izaak Bastian  
 Joshua Davidson  
 Mason Herbet  
 Jakub Ksiazek  
 Max McCusker  
 David Quirie

Phoebe Griffiths  
 Jenny Halden  
 Ginevra Molino  
 Rebecca Moynihan

**2020**

Griffin Alaniz  
 Izaak Bastian  
 Joshua Davidson  
 Cam Thatcher  
 Max McCusker  
 Peter Varjasi  
 Vladimir Stefanik  
 Aziz Ghaffari  
 Jakub Ksiazek

Ayla Bonniwell

**Molly Carlson  
 2014**

Jason McCormick  
 Tom Neubacher

Chelsea Britt  
 Julia Henkel  
 Madison Jacobi  
 Ariel Rittenhouse  
 Brianca Spinazzola  
 Tiffany Oliver

**2013**

John Jessell  
 Nick Klein  
 Tom Neubacher  
 Jared Pike  
 Mark Weber

Laura Flewelling  
 Julia Henkel  
 Madison Jacobi  
 Tiffany Oliver  
 Elizabeth Pepper  
 Kristine Polley  
 Ariel Rittenhouse  
 Bianca Spinazzola

**2012**

Nick Klein  
 Mike Neubacher  
 Tom Neubacher  
 Kevin Rogers  
 Mark Weber

Melissa Cooper  
 Kaitlyn Dressel  
 Kelsey Goodman  
 Julia Henkel  
 Tori Richmond  
 Ariel Rittenhouse  
 Stephanie Sarandos

**2011**

Nick Klein  
 Brad Morrison  
 Tom Neubacher  
 Mike Neubacher  
 Tyler Sell  
 Mark Weber

Katherine Adham  
 Kelsey Goodman  
 Julia Henkel  
 Tiffany Oliver  
 Kristine Polley  
 Lisi Rowland  
 Jessica Sabotin  
 Stephanie Sarandos

**2010**

Robby Hayes  
 Rob Holderness  
 Glenn Kalata  
 Nick Klein

Katherine Adham  
 Marissa Harrington  
 Holly Mills  
 Aleia Monden  
 Kristine Polley

Jaq Schroeder  
 Katie Sirounis  
 Stevi Steinbauer

**2009**

Ed Denton  
 Scott Derner  
 Andy Hodgson

Katherine Adham  
 Melanie Cabassol  
 Georgia Holderness  
 Lisi Rowland  
 Jesscia Sabotin  
 Stephanie Sarandos

**2008**

Scott Derner  
 Terry Horner  
 Robby Hayes  
 Abbie King  
 Kate Skaggs  
 Georgia Holderness  
 Aleia Monden  
 Katie Sirounis  
 Lowri Tynan

**2007**

Ann Cipoletti  
 Jennifer Guyler  
 Abby King  
 Ashley Lawler  
 Stacy Rademacher  
 Caroline Robertson

Terry Horner  
 Alex Kennon  
 Steve Roof  
 Kyle Young

**2006**

Romy Altmann  
 Abby King  
 Stacy Rademacher

Peter Crane  
 Scott Derner  
 Paul Erben  
 Alex Kennon  
 Michael Rice  
 Steve Roof  
 Kyle Young













