



# FLORIDA STATE<sup>®</sup> SWIMMING & DIVING



**2016-17**  
**MEDIA GUIDE**

# FLORIDA STATE®

## SWIMMING & DIVING

Location..... Tallahassee, Fla.  
 Founded..... 1851  
 Enrollment ..... (as of 2015) 41,473  
 Symbol..... Seminoles  
 Colors..... Garnet and Gold  
 Conference..... Atlantic Coast Conference  
 President..... John Thrasher  
 Athletics Director..... Stan Wilcox  
 Associate AD..... Cindy Hartman

Head Coach..... Neal Studd  
 Alma Mater..... FAU '98  
 Head Diving Coach..... John Proctor  
 Alma Mater..... Texas - Permian Basin  
 Assistant Swimming Coach..... Ozzie Quevedo  
 Alma Mater..... Auburn '99  
 Assistant Swimming Coach..... Tiffany Clay  
 Alma Mater..... Tennessee '07  
 Assistant Swimming Coach..... Dan Carrington  
 Alma Mater..... Ball State '02  
 Assistant Diving Coach..... Anne Olson  
 Alma Mater..... North Texas  
 Home Venue..... Morcom Aquatics Center  
 Capacity ..... 1,250  
 Address..... 2560 Pottsdamer Street.  
 ..... Tallahassee, FL 32310  
 First Year..... 1949  
 All-Time Record..... M 462-200-2 (.700)  
 ..... W 322-140-2 (.693)

### Women

2015-16 Overall Record..... 5-8  
 2015-16 ACC Record..... 0-2  
 2015-16 ACC Finish..... 9th  
 2015-16 NCAA Finish..... N/A

### Men

2015-16 Overall Record..... 4-6  
 2015-16 ACC Record..... 0-2  
 2015-16 ACC Finish..... 9th  
 2015-16 NCAA Finish..... 31st


Twitter ..... @FSU\_Swimming  
 Facebook..... Facebook.com/FSUSwimming&Diving  
 Instagram..... @fsuswimdive  
 Swim & Dive SID..... Christa Salerno  
 SID Office ..... 850.644.5653  
 SID Email..... csalerno@fsu.edu  
 Web site ..... seminole.com  
 Mailing Address..... 403 Stadium Drive W.  
 ..... Tallahassee, Fla. 32306



**Cindy Hartmann**  
Associate AD/  
Oversight



**Kim Hinckley**  
Facilities



**Erin Dechellis**  
Academics



**Ross Shackelford**  
Marketing



**Derrick Coles**  
Student Services



**Christa Salerno**  
Sports Information



**Chris Burkertt**  
Nutrition



**Tasha Fisher**  
Compliance

**Shania Sunseri**  
Athletic Training



**Danielle Sepper**  
Admissions



# Neal Studd

## Head Coach

### First Year - FAU '98

Neal Studd became the eighth head coach of Florida State swimming and diving on July 20, 2016.

The six-time Coastal Collegiate Swimming Association Coach of the Year brings a wealth of experience to Tallahassee after building Florida Gulf Coast University from the scratch into one of the best mid-major programs in the country in his nine years at the helm.

Studd captured seven CCSA Championships in eight years, guiding the Eagles to a 32-1 conference dual record since the program's 2007-08 inception, when FGCU became a Division I institution.

His program celebrated its finest season in 2014-15, finishing 26th at the NCAA Championships with 37.5 points behind three individual scoring performances and the school's first All-American relay finish. For his efforts, he received Coach of the Meet honorable mention accolades.

Last season the Eagles posted wins over three ACC teams (FSU, Notre Dame, Miami) while 2016 CCSA Swimmer of the Year, Elise Haan, took home three conference titles and earned All-America honorable mention with a 16th place finish in the 100 back.

Studd coached several standouts during his nine seasons, but none were more decorated than Emma Svensson, who finished her career with four NCAA appearances which included a pair All-America honorable mention accolades in the 50 free, finishing 12th at both the 2014 and 2015 Championships.

Svensson also captured the Elite 89 honor at the 2013 meet, which is given to the student-athlete with the highest cumulative GPA. She was also selected as the 2015 CCSA Scholar-Athlete of the Year and was nominated for the NCAA Woman of the Year Award.

Among a plethora of honors, Svensson was inducted into the FGCU Hall of Fame following the 2014-15 season.

Kira Toussaint brought home the program's first All-American performance in 2014, finishing seventh in the 100 back at the NCAA Championships and later earned the 2014 CCSA Swimmer of the Year accolades. She followed her rookie campaign with an eighth-place showing in the 100 back and 12th place finish in the 200 back in 2015.

FGCU established its dominance of the CCSA at the 2009 championships; the first of five consecutive titles. During that stretch, the Eagles captured seven Most Outstanding Swimmers of the Meet and Most Outstanding Freshman honors, in addition to three Swimmer of the Year accolades.

Prior to FGCU, Studd spent eight seasons as an assistant coach at his alma mater, Florida Atlantic. He returned to FAU after spending one year with the Wall Street firm of Morgan Stanley following his graduation in 1998.

Once Studd returned to swimming, he was tasked with working with the sprinters. Under his instruction, the group established the majority of the school records which he had previously held. His group also posted Sun Belt Conference records in addition to several National Independent Conference and Sun Belt titles.

#### Coaching Resume

**Florida Gulf Coast - 2006-2016 - Head Coach**  
**Florida Atlantic - 1999-2006**

Studd coached St. Lucia at the 2012 Olympic Games as well as the 2011 FINA World Championships. He then moved on to coach Barbados at the 2013 World Championships.

A native of Ipswich, United Kingdom, Studd was the national junior champion, team captain and record-holder in the 200m free. He competed at FAU from 1994-98 where he was the men's team captain and Olympic Trials qualifier.

He graduated from FAU in 1998 with a B.S. in finance before earning his MBA from FAU in 2002. Studd and his wife Leah have two children, Sophia (4) and Henry (2).



# John Proctor

## Head Diving Coach

### Third Year - Texas - Permian Basin

John Proctor enters his third season as the head diving coach at Florida State having the highest honor any coach could merit on his resume - coaching an athlete in the Olympic Games.

Proctor, arrived in Tallahassee for the 2014-15 season from Midland, Texas inheriting a talented crop of divers that included Katrina Young. He Young to an All-American honor on 1-meter on top of an ACC title. Young captured silver on platform before qualifying for the NCAA Championships. Following her collegiate career, Young remained under Proctor's instruction working strictly on 10-meter events.

At the 2016 U.S. Olympic Trials, Young sat in fourth place before jumping to second in the final round in order to qualify for the Olympic Games in Rio, becoming the fourth FSU diver to compete in the games.

During 2015-16, Proctor coached Dylan Grisell to a seventh place finish on platform at the 2016 NCAA Championships, becoming the first All-American in the event in school history.

He also coached rookie Cassidy Gebhart to an NCAA bid after she placed fifth on platform at the ACC Championships.

In his first season in a different ele-

ment, Proctor felt right at home as a collegiate coach.

He led three divers to the NCAA Championships, in addition to Young, he also helped freshman Tyler Roberge capture an honorable mention on 1-meter.

At the ACC Championships, Proctor helped the men's team score 113 points in three events, led by Roberge and Grisell who dove in two championship final heats each.

Young grabbed silver on platform at ACC's and secured a pair of ACC Diver of the Week accolades during the season.

Proctor joined the Seminole staff after serving as the Program Director and Head Diving Coach of City of Midland (COM) Aquatics in Midland, Texas for 15 years (1999-2014). He built a nationally-known program where he has produced over 50 junior national individual champions including four USA Junior All-Starts and has also coached a finalist in every USA Diving National Meet since 2009.

In 2011, COM Aquatics was named a USA Diving Center of Excellence.

Since 2008, Proctor has occupied the volunteering position of Coaching Representative on the Board of Directors at USA Diving after previously collaborating on the Committee for Competitive Excellence in 2004.

In 2012, he was invited to join the USA

Diving staff at the FINA Grand Prix in Rostock, Germany.

Proctor has produced a three-time and current national team member Anna James, who is currently heading into her freshman year at Purdue. James competed in the 10m-synchronized event at the 2011 FINA World Championships before contesting in the same event at the 2014 FINA Diving World Series in 2014 in both Dubai and Beijing.

While at the helm of COM Aquatics, Proctor oversaw the development of 225 athletes ranging from beginners to elite level divers in addition to heading the growth of five assistant coaches. Proctor has also been the heart of fundraising for the club, generating over three-million dollars in athletic scholarship money since 1999 while directing the Dive Parent Booster Club.

During his 15 years in Midland, Proctor has volunteered for other duties that included both Junior (2000-2005) and Senior (2006-2008) Diving Representative roles for the Northwest Texas Diving Association.

Prior to 1999, Proctor was the head coach of the Tucson Diving Team while serving as the diving team manager for the University of Arizona (1997-1999). He previously was the Head Diving Coach at Ballard High School in Louisville, Ky. (1995-1996) after starting his coaching career as an age group instructor at Auburn Diving Club (1992-1993).

## Proctor's Coaching Resume:

- 2014- Present : FSU Head Diving Coach
- 1999-2014 - Head Diving Coach City of Midland Aquatics
- 2008-2014 - USA Diving Coaching Representative.
- 2012 - USA FINA Grand Prix Coach, Rostock, Germany
- 1997-1999 - University of Arizona Team Manager
- 1995-1996 - HC Ballard High School
- 1992-1993 - Auburn Diving Club





Ozzie Quevedo is in his first season as an assistant coach at Florida State.

Quevedo comes to FSU after serving as an assistant coach at his alma mater, Auburn for three seasons (2013-16) where he played a big part in international recruiting. He worked with all groups, including the professionals who competed in the 2016 Olympic Games where he was a coach for Suriname.

Prior to Auburn, Quevedo coached on the club and high school levels and

# Ozzie Quevedo

## Assistant Coach

### First Year - Auburn '99

was the head coach of the National Training Center Aquatics in Clermont, Fla. where he produced senior and junior national swimmers. In addition to NTCA, he coached both the boys and girls teams at the Montverde Academy.

While an athlete at Auburn, Quevedo specialized in fly and free and was a vital part of bringing home the Tigers second NCAA title in school history in 1999. That season, he was a part of the squad that set the U.S. Open and NCAA Record in the 200 free relay that stood for four years.

Quevedo was also an international competitor for Venezuela, including the 2000 Olympic Games in Sydney in the 100 fly and 400 free relay. He

#### Coaching Resume

**Auburn - 2013-16**  
**Auburn (Volunteer) - 2000-04**

#### CLUB

**Central Florida - 2011-13**  
**South Florida - 2008-10**

was the national champion in the 50m and 100m fly events in 2000 and is the current masters long-course world record-holder for the 50m fly (24.15), which he set in 2009. He also is a two-time Pan-American Games medalist.



Dan Carrington enters his first season as an assistant coach at Florida State.

Carrington comes to FSU after serving as an assistant coach for Miami (Ohio) University for two seasons, following his second stint at Duke.

While at Duke, Carrington helped 12 swimmers achieve All-ACC status from 2011-2014, in addition to qualifying athletes for the NCAA Championships.

Carrington also served as the head coach at Southwestern University from 2009-11 in Georgetown Texas,

# Dan Carrington

## Assistant Coach

### First Year - Ball State '02

where he helped produce the first SCAC champion in two seasons and first NCAA automatic qualifier and All-American in school history.

In 2011, Carrington earned the ASCA Award of Excellence, which is an honor that recognizes those coaches who coach a swimmer to a top-eight finish at one or several USA national championships.

His first stint at Duke came in 2007-08 season, which was his first collegiate job.

In addition, Carrington served as a the Site Director and coach at the Durham YMCA, was an assistant and age group coach for Delaware Community Schools and an assistant for Yorktown High School.

Carrington earned his Bachelor of Science Degree from Ball State in 2002. In addition to his coaching experience he served as an Associate at Biogen Idec from 2013-2014 and was a QC Chemist for Eisai from 2011-2013.

#### Coaching Resume

**Auburn - 2013-16**  
**Miami University - 2014-16**  
**Duke University - 2011-14**  
**Southwestern University - Head Coach - 2009-11**  
**San Antonio Wave - Head Coach - 2008-09**  
**Blue Devil Aquatics - Head Coach - 2007-08**  
**Durham YMCA - 2005-07**  
**Yorktown High School - 1999-00**



# Tiffany Clay

## Assistant Coach

### First Year - Tennessee '07

Tiffany Clay enters her first season as an assistant coach for Florida State.

Clay joins the staff from LIU Brooklyn, after serving as the program's first head coach in women's swimming history for its inaugural season in 2015-16. She led the Blackbrids to a 7-5 record and fifth place finish at the Northeast Conference Championships. Clay also helped Milly Furneaux achieve Rookie of the Meet honors. Prior to LIU Brooklyn, Clay spent four seasons (2011-2013) at UNC-Wilmington where she helped the men's team

achieve their 13th straight CAA title, while helping six of her swimmers to school records.

During her time at UNCW, she helped her swimmers accumulate 21 CAA titles in addition to five earning Olympic Trials qualifying times.

A distinguished swimmer for Tennessee from 2003-07, Clay captured Academic All-America and All-SEC honors, while setting the school record in the 100 and 200 breast. She was an NCAA qualifier all four seasons, placing 12th in the 200 as a junior, and ninth as a senior.

Clay was the first point scorer in the 200 breast since 1989 for the Vols.

She achieved an All-America nod for her part on the Lady Vols' 400 medley relay as a sophomore. The Mason, Ohio native graduated in 2007 and competed at the 2008 U.S. Olympic Trials.

**Coaching Resume**  
**LIU Brooklyn - 2014-16**  
**UNC - Wilmington -2010-14**  
**UCONN - 2008-10**



# Anne Olson

## Assistant Diving Coach

### Second Year - North Texas

Anne Olson is in her first season as the Florida State assistant diving coach. Olson joins head coach John Proctor after coaching alongside him at the City of Midland (COM) Aquatics from 2011-14.

Olson arrived in November of 2015 and immediately made an impact with coaching while assisting Proctor with recruiting and administrative duties. She also volunteers as a coach for Tomahawk Diving where she works with former FSU standout Katrina Young as she hopes to qualify for the 2016 Olympic Games on 10M in addition to assisting with the development

of younger divers.

In just her first season as a collegiate coach, Olson was invited to take part in a three-day international coaching clinic in Windsor, Ont. in conjunction with the FINA/NVC Diving World Series.

During her time as the assistant head coach at COM, Olson helped Proctor successfully run the business while developing a nationally recognized curriculum for junior divers.

Olson originally earned a volleyball scholarship to Knox College in Illinois as an outside hitter/middle blocker, however after sustaining injuries, she was forced to retire. She relocated and graduated from North Texas in 2011 with a degree in Literature.

Prior to her collegiate career, Olson dove for COM for five years under Proctor's instruction, where she competed on springboard and platform.

In addition to diving, Olson also owned and ran a photography business and enjoys painting.

# THE MORCOM AQUATICS CENTER



In 2008 Florida State opened its new \$10.5 million Morcom Aquatic Center. The state-of-the-art facility is located off-campus next to the Don Veller Seminole Golf Course. The main pool features up to 30 practice lanes and maintains a temperature of 80 degrees. FSU will be swimming in the same pool that hosted the 2005 FINA World Championships in Montreal, Canada. During those World Championships nine world records were broken. Included in the record breaking performances were American's Aaron Peirsol (200m back), Ian Crocker (100m fly) and Jessica Hardy (100m breast).

The diving well features two one-meter and two three-meter springboards as well as one, three, five, seven-and-a-half and 10 meter platforms. The platforms are 10 feet wide making them the widest in the nation. The diving pool is kept temperature controlled at 82 degrees and also features a compression bubble used to soften a divers impact during entry while practicing platform dives. Divers will also be able to practice their dives using the dryland equipment which includes two springboards

attached to an intricate rope and pulley system and a trampoline.



Spacious locker rooms and coaches offices are located in the adjoined 10,000 square-foot building, which house the athletes equipment and coaching staff

Since the unveiling, Florida State has hosted several prime events. The Morcom Aquatics Center served as host to the 2009 USA Diving Nationals, the 2010 National Zone Diving Championships and the 2010 US Master Championships. It also was the diving training site for the 2009 World Championships, which took place in Rome, Italy.

In 2013, the Morcom Aquatics Center was host to the 2013 World Championship Trials, which consisted of a week-long display of the country's best divers, including 2012 U.S. Olympic Gold Medalist, David Boudia, and silver medalists Kristian Ipsen and Troy Dumais.

In addition to competition, the Morcom Aquatics Center plays host to several training aspects for both club and professional training.

For two weeks in October of 2015, the British National Team trained in preparation for the 2016 Olympic Games in Rio.





## 2016-17 Florida State Women's Swimming and Diving Roster

|                       |             |     |   |
|-----------------------|-------------|-----|---|
| Manuella Andrade      | Free        | FR  | Curitiba, Brazil (Bolles)                         |
| Ariel Barber          | Free/Back   | JR  | Meadowbrook, Pa. (Abington Senior High School)    |
| Macie Beairsto        | Fly         | FR  | Springfield, Mo. (Glendale)                       |
| Nika Blank            | Free        | FR  | Lowell, Mass. (The Peddie School)                 |
| Ayla Bonniwell        | Diving      | FR  | Ithaca, N.Y. (Ithaca)                             |
| Meg Brown             | Back/Fly/IM | SO  | Chelmsford, Mass. (Chelmsford)                    |
| Molly Carlson         | Diving      | FR  | Toronto, Ont. (West Hill Collegiate)              |
| Natalie Chambers      | Back        | SR  | Woodlands, Texas (Liberty)                        |
| Cassidy Gebhardt      | Diving      | SO  | Spring, Texas (Klein Oak)                         |
| Caroline Gehardt      | Diving      | JR  | Jacksonville, Fla. (Stanton College Preparatory)  |
| Alexia Gonzalez       | Diving      | RJR | Tampa, Fla. (East Lake High School)               |
| McKenna Harris        | Breast      | RSO | St. Petersburg, Fla. (St. Petersburg High School) |
| Helayna Hessinger     | Diving      | FR  | St. Petersburg, Fla. (Lakewood)                   |
| Fabiana Ingram        | Free/Back   | SO  | Wellington, Fla. (Suncoast)                       |
| Leila Johnston        | Free        | SO  | Bar Harbor, Maine (Mount Desert Island)           |
| Christina Loh         | Breast      | JR  | Desa Park, Malaysia (Indian River)                |
| Tayla Lovemore        | Free/Back   | JR  | Durban, South Africa (Indian River)               |
| Kendall McIntosh      | Free        | RSO | Palm Harbor, Fla. (Palm Harbor)                   |
| Blaire Mulka          | Diving      | JR  | Wellington, Fla. (Boca Raton High School)         |
| Caroline Nava         | Free/Fly    | SO  | Sea Ranch Lakes, Fla. (Westminster Academy)       |
| Caroline Neil         | Breast/IM   | SR  | Winston-Salem, N.C. (Ronald Reagan)               |
| Haley O'Meara         | Breast/IM   | FR  | Clearwater, Fla. (Clearwater)                     |
| Caroline Page         | Back/Fly    | JR  | Pace, Fla. (Pace High School)                     |
| Natalie Pierce        | Breast      | JR  | Bloomfield, Mich. (Detroit Country Day)           |
| Natalie Purnell       | Breast/IM   | SO  | Manassas, Va. (Stonewall Jackson)                 |
| Brenna Ruth           | Free        | JR  | Boca Raton, Fla. (St. Andrews)                    |
| Alexi Smith           | Free/Fly    | JR  | Lawrenceville, Ga. (Archer High School)           |
| Katy Stringfield      | Free        | SR  | Waynesville, N.C. (Tuscola)                       |
| Michelle Turek        | Free        | SO  | Homosassa, Fla. (Auburn)                          |
| Daniella Van den Berg | Free/IM     | RSO | Pos Chiquito, Aruba (Sagemont)                    |
| Lydia Ware            | Free        | SR  | Jacksonville, Fla. (Bishop Kenny)                 |







### **Caroline Neil**

Senior - Winston-Salem, N.C.  
Ronald Reagan High School -  
Breast - Enfinity

#### Top Times

100 breast: 1:02.84

200 breast: 2:14.40

400 IM: 4:18.54

- Scored in all three events at the 2016 ACC Championships.
- Attended the ACC Leadership Summit in 2016
- The 2015-16 Feminina Perfect Winner



### **Caroline Page**

Senior - Pace, Fla.  
Pace High School - Back/Fly  
Greater Pensacola Aquatic Club

#### Top Times

100 fly : 55.60

100 back : 55.45

200 back : 2:02.18

- Won the Golden Torch for 2015-16
- Swam her best 200 back time at the UF Last Chance meet.
- Won the 100 back in the victory over Florida Atlantic and took second place in the 200 back during her rookie season.



### **Katy Stringfield**

Senior - Waynesville, N.C.  
Tuscola High School- Free  
Smokey Mountain Aquatic Club

#### Top Times

500 free: 4:52.18

1000 free: 10:11.03

1650 free: 16:59.11

- Swam a personal best in the mile at the 2016 ACC Championships, placing 15th.



### **Lydia Ware**

Senior- Jacksonville, Fla.  
Bishop Kenny High School - Free/  
Fly- YMCA of Florida's First Coast

#### Top Times


50 free: 22.98

100 free: 50.18

100 back: 56.20

100 fly: 55.51

- Competed at a pair of ACC Championships, swimmer her best in 2016.
- Scored points in the 50 free at the 2016 ACC Championships



### **Alexia Gonzalez**

RS Junior - Belle Air, Fla.  
East Lake High School  
Diving - WLFA

#### Top Times

1-meter: 268.95

3-meter: 287.03

Platform: 229.95

- A two-time NCAA Zone B Qualifier
- A two-time ACC team member where she placed 18th on platform in 2014 and 20th in 2015.
- Sat out 2015-16 due to injury.



### **Ariel Barber**

Junior - Meadowbrook, Pa.  
Abington Senior High School  
Free/Back - SSC

#### Top Times

50 free: 23.21

100 free: 51.56

100 back: 55.02

200 back: 2:01.60

- Competed at the 2016 ACC Championships
- Swam her career best times in the 50 free and 100 free at the UF Last Chance Invite in 2014.
- Posted her best times in the 100 and 200 back at the Georgia Invite in 2015.



### **Caroline Gehardt**

Junior - Jacksonville, Fla.  
Stanton College Prep  
Diving - North Florida Diving Club

- A 2015 ACC team member and 2015 NCAA Zone B qualifier.



### **McKenna Harris**

R-Sophomore - St. Petersburg, Fla.  
St. Petersburg High School  
Breast - St. Petersburg Aquatics

#### Top Times

100 breast: 1:02.86

200 breast: 2:17.82

- Competed at the ACC Championships in 2016
- Swam her career best times in the 100 breast and 200 breast at the Georgia Invite.
- Sat out 2014-15.



### **Blaire Mulka**

**Junior - Wellington, Fla.  
Boca Raton High School  
Diving**

• Placed 14th on 3-meter and 16th on platform at the ACC Championships.

- A two-time Zone B Qualifier participant
- Won 1-meter and 3-meter in the dual against FGCU in 2014.
- Was the Feminina Perfecta winner for 2015-16



### **Kendal McIntosh**

**RS Sophomore - Palm Harbor,  
Fla. - Free**

#### **Top Times**

50 free: 23.85

100 free: 52.35

200 free: 1:52.51

500 free: 4:58.79

- Did not compete in 2015-16
- Swam at the 2015 ACC Championships
- Posted her season best times at the Georgia Tech Fall invite during her rookie year



**Natalie Pierce**  
**Junior - Bloomfield, Mich.  
Detroit Country Day - Breast**

#### **Top Times**

100 breast: 1:00.70

200 breast: 2:14.20

- Placed fifth in the 100 breast at the 2016 ACC Championships
- Helped the 200 medley relay score 13th place points and set a new FSU record at the NCAA Championships in 2015.
- An ACC team member that placed sixth in the 100 breast and 12th in the 200 breast in 2015.
- A 2016 US Olympic Trial Qualifier



### **Daniella Van den Berg**

**RS Sophomore - Pos Chiquito,  
Aruba - Sagemont  
Free/IM**

#### **Top Times**

500 free: 4:56.10

1000 free: 10:06.21

1650 free: 17:08.21

400 IM: 4:31.20

- Did not compete in 2015-16
- Swam for Aruba at the 2015 Pan American Games



### **Brenna Ruth**

**Junior - Boca Raton, Fla.  
St. Andrews  
Free - St. Andrews**

#### **Top Times**

50 free: 23.46

100 free: 50.50

- Swam her best times in the 50 and 100 free at the 2016 ACC Championships.
- A 2015 ACC Championship team member.



### **Meg Brown**

**Sophomore - Chelmsford,  
Mass.  
Chelmsford - Greenwood**

#### **Top Times**

400 IM: 4:09.82

200 fly: 1:57.45

200 back: 1:56.65

100 back: 55.61

500 free: 4:55.00

- A 2016 NCAA Qualifier
- Placed 9th in the 200 back and 10th in the 400 IM on top of adding a 17th place showing in the 200 fly at the ACC Championships in 2016.
- Won the high point award at the SMU Classic.
- A 2012, 2016 Olympic Trials Qualifier



### **Alexi Smith**

**Junior - Lawrenceville, Ga.  
Archer High School  
Fly/Free - SwimAtlanta**

#### **Top Times**

50 free: 22.63

100 free: 49.61

100 fly: 57.85

- Swam at the 2016 ACC Championships
- Participated at the 2015 NCAA Championships in the 200 and 400 free relays
- A member of the 2015 ACC Championship team and scored points in the 50 free.



### **Cassidy Gebhart**

**Sophomore - Spring, Texas  
Klein Oak - Woodlands Diving  
Academy - Diving**

- Qualified for NCAA's on Platform in 2016
- Placed 5th on platform at the ACC Championships
- A two-time ACC Diver of the Week as a Rookie.



### **Fabiana Ingram**

Sophomore - Wellington, Fla.  
Suncoast - Lake Lytal  
Lightning - Free/Back

**Top Times**

|                 |
|-----------------|
| 50 free: 23.40  |
| 100 back: 56.01 |
| 100 free: 51.79 |

- Swam personal best times in the 100 free and 100 back at the ACC Championships.
- A member of the Puerto Rican Swimming Federation



### **Manuella Andrade**

Freshman - Buritiba, Brazil  
Bolles - Bolles  
Free

**Top Times**

|                      |
|----------------------|
| 100 breast - 1:02.90 |
| 200 breast - 2:14.97 |
| 200 IM - 2:04.78     |
| 400 IM - 4:21.       |

- A three-time NCSA Junior National Gold Medalist.



### **Leila Johnston**

Sophomore - Bar Harbor, Maine  
Mount Desert Island - Free/Fly

**Top Times**

|                   |
|-------------------|
| 50 free: 23.48    |
| 100 free: 50.83   |
| 200 free: 1:50.63 |
| 100 fly: 54.93    |

- Placed 24th in the 100 fly at the ACC Championships
- Swam her best time in the 100 fly at the Georgia Invite.



### **Macie Beirsto**

Freshman - Springfield, Mo.  
Glendale - Springfield  
Aquatics • Fly

**Top Times**

|                   |
|-------------------|
| 100 fly: 55.68    |
| 100 free: 52.39   |
| 200 free: 1:50.29 |
| 200 fly: 2:01.49  |

- A two-time Missouri State Champion
- Co-Swimmer of the meet honors at the 2015 Missouri State Championships behind victories in the 200 free and 100 fly.



### **Caroline Nava**

Sophomore - Sea Ranch Lakes,  
Fla. - Westminster Academy -  
Pinecrest - Free/Fly

**Top Times**

|                    |
|--------------------|
| 50 free: 22.91     |
| 100 free- 50.63    |
| 200 free - 1:51.09 |
| 100 fly - 56.40    |

- Swam her top times at the Bulldog Last Chance Invite.
- A junior and senior national qualifier
- A two-time Westminster Acadmy Athlete of the Year.



### **Nika Blank**

Freshman - Lowell, Mass.  
The Peddie School - Peddie  
Aquatics - Free

**Top Times**

|                   |
|-------------------|
| 50 free: 23.23    |
| 100 free: 50.98   |
| 200 free: 1:51.14 |

- A 2016 Olympic Trial Qualifier
- Placed eighth at junior nationals in the summer of 2015 in the 50 free



### **Natalie Purnell**

Sophomore- Manassas, Va.  
Stonewall Jackson - Nation's  
Capital Swim Club - Breast

**Top Times**

|                      |
|----------------------|
| 100 breast - 1:02.90 |
| 200 breast - 2:14.97 |
| 200 IM - 2:04.78     |
| 400 IM - 4:21.40     |

- Competed at the ACC Championships in 2016
- A three-time NCSA Junior National Gold Medalist.



### **Ayla Bonniwell**

Freshman - Ithaca  
Ithaca - Ohio State Diving Club  
Diving

- Placed 11th on 1-meter and sixth on 3-meter at the 2015 USA Diving AT&T National Diving Championships in the 16-18 division



### Molly Carlson

Freshman - Toronto, Ontario  
West Hill Collegiate - Diving  
Plogeon - Diving

- A member of the Canadian National Team
- Placed fifth on 3-meter at the Olympic Trials and won the 1-meter title at the elite junior championships in 2016
- Competed at the Youth Olympics and Junior World Championships in 2014.



### Natalie Chambers

Grad Student - Woodlands, Texas - Liberty  
Back/Fly  
Top Times

|                   |
|-------------------|
| 200 back: 2:00.14 |
| 100 back: 55.73   |
| 100 fly: 57.92    |

- A transfer from Liberty University
- Swam in the championship finals of the 100 and 200 back at the 2014 CSCAA Championships.



### Helayna Hessinger

Freshman - St. Petersburg Lakewood - SPA Diving  
Diving

- A two-time MVP for Lakewood High School
- A three-year dive team captain



### Christina Loh

Junior - Desa Park, Malaysia  
Indian River - Breast

|                      |
|----------------------|
| Top Times            |
| 100 breast - 1:01.20 |
| 200 breast: 2:13.27  |

- A four-time NJCAA Champion for Indian River
- A member of the Malaysian National Team



### Tayla Lovemore

Junior - Durban, South Africa  
Indian River - Free/Back/Fly

|                   |
|-------------------|
| Top Times         |
| 100 fly: 53.31    |
| 100 back: 55.34   |
| 50 free: 22.47    |
| 200 back: 2:01.70 |
| 100 free: 49.95   |

- An 11-time NJCAA Champion
- Won six medals at the South African Olympic Trials including gold in the 50 free and bronze in the 100 free.



### Michelle Turek

Sophomore - Homosassa, Fla.  
Auburn - Free

|                   |
|-------------------|
| Top Times         |
| 200 free: 1:47.90 |
| 500 free: 4:52.44 |
| 100 free: 50.20   |
| 100 back: 55.99   |

- Spent her freshman season at Auburn.
- A four-time state champion for East Lake High School



### Alex Wittman

Junior - Clearwater Beach, Fla.  
Osceola - Ohio State  
Free  
Top Times

|                     |
|---------------------|
| 500 free: 4:50.75   |
| 1650 free: 16:37.24 |
| 200 IM: 2:06.57     |

- Placed 16th in the mile with a career best time at the 2016 Big Ten Championships.



## **2016-17 Florida State Men's Swimming and Diving Roster**

|                       |             |     |  |
|-----------------------|-------------|-----|--|
| Griffin Alaniz        | Back        | FR  | Rockville, Md. (Rockville)                           |
| Matthew Ankerholz     | Breast      | JR  | Lake Mary, Fla. (Indian River)                       |
| Calvin Bryant         | Free        | JR  | St. Petersburg, Fla. (Osceola Fundamental)           |
| Jason Coombs          | IM/Free     | SR  | Oviedo, Fla. (Hagerty High School)                   |
| Giorgio DelGrosso     | Breast/IM   | FR  | Bloomfield Hills, Mich. (Cranbrook Kingswood School) |
| Aidan Faminoff        | Diving      | FR  | Victoria, B.C. (Claremont)                           |
| Tristan Fineman       | Free        | FR  | Jacksonville, Fla. (Atlantic Coast HS)               |
| Dylan Grisell         | Diving      | SR  | Toronto, Ontario (Riverdale Collegiate Institute)    |
| Cameron Johnson       | Diving      | JR  | Indian Harbor Beach, Fla. (Satellite High School)    |
| Kanoa Kaleoaloha      | Free        | SO  | Aiea, Hawaii (Kamehameha)                            |
| Connor Kalisz         | IM/Back     | JR  | BelAir, Md. (Fallston High School)                   |
| Maverick Layne        | Free        | FR  | Sanford, Fla. (Seminole)                             |
| Jemal LeGrand         | Free        | SR  | Sannidad, Aruba (Sagemont High School)               |
| Jason McCormick       | Free        | SR  | Boca Raton, Fla. (Boca Raton High School)            |
| Emir Muratovic        | Back/Free   | SO  | St. Petersburg, Fla. (Ridgewood)                     |
| Chad Mylin            | Free        | JR  | Longwood, Fla. (Seminole High School)                |
| Kumni Ogunfeibo       | Back        | SO  | Surrey, UK (Whitgift School)                         |
| Derek Peeples         | Free/Fly    | FR  | Lakeland, Fla. (Santa Fe Catholic)                   |
| Joe Plechy            | Free        | JR  | Sarasota, Fla. (Out of Door Academy)                 |
| William Pisani        | Free/Back   | SO  | West Palm Beach, Fla. (Suncoast)                     |
| Max Polianski         | Fly/IM      | SO  | Auckland, New Zealand (Liston College High School)   |
| Nate Samson           | Breast/Back | FR  | Brunswick, Maine (Brunswick)                         |
| Jonathan Ratliff      | Fly/Free    | JR  | Panama City, Fla. (A. Crawford Mosley High School)   |
| Tyler Roberge         | Diving      | JR  | Edmonton, Alberta (Vimy Ridge Academy)               |
| Stefan Stojmenovic    | Free/Back   | SR  | Norrkoping, Sweeden (Indian River)                   |
| Jake Urbano           | Free/Fly    | RJR | Kailua, Hawaii (Hawaii Technology Academy)           |
| Rafael Van Leeuwaarde | Breast      | JR  | Charlotte, N.C. (Charlotte United Christian Academy) |





**Jason Coombs**  
Senior - Oviedo, Fla.  
Hagerty - Blue Dolphins  
Breast/IM

**Top Times**

|                                |
|--------------------------------|
| 100 breast: 52.11 FSU RECORD   |
| 200 breast: 1:54.30 FSU RECORD |

- A three-time NCAA Qualifier. Placed 9th in the 100 breast in the 2015 meet in school record timing.
- A 2016 Olympic Trials Qualifier
- Owns the school record in the breaststroke events.



**Stefan Stojmenovic**  
Senior- Norrkoping, Sweden  
Back/Fly - Indian River

**Top Times**

|                   |
|-------------------|
| 100 back: 47.67   |
| 100 fly: 48.13    |
| 200 back: 1:45.85 |

- Scored points in all three of his individual events at the ACC Championships where he swam career best times.
- Spent his first two seasons at Indian River State College.



**Dylan Grisell**  
Senior - Toronto, Ont.  
Riverdale Collegiate Insitute  
Diving • Etobicoke Diving Club

**Top Scores:**

|                  |
|------------------|
| 1-meter: 344.00  |
| 3-meter: 411.80  |
| Platform: 419.55 |

- An All-American on platform in 2016 with a seventh place finish.
- A 2015 NCAA Championship qualifier
- Earned a nod to the CoSIDA Academic All-America Third Team for At-Large Sports.



**Calvin Bryant**  
Junior - St. Petersburg, Fla.  
Osceola Fundamental - Free  
St. Petersburg Aquatics

**Top Times**

|                     |
|---------------------|
| 200 free: 1:39.37   |
| 500 free: 4:22.06   |
| 1650 free: 15:06.07 |

- A member of the 2015 ACC Championship team where he placed 16th in the mile (15:20.10) and was 22nd in the 500 free. Swam his best time at the Georgia Tech Last Chance Invite.
- Placed 13th at the ACC Championships in 2016 in the 1650.
- A 2016 Olympic Trials Qualifier



**Jemal LeGrand**  
Senior- Sannidad, Aruba  
Sagemont Free - Davie Nada-  
dores

**Top Times**


|                   |
|-------------------|
| 100 free: 44.81   |
| 200 free: 1:38.28 |

- A 2012 Olympian for Aruba. Competed in the 100 free.
- A three-time ACC Championship team member where he placed 22nd at the 2014 meet in the 200 free.



**Cameron Johnson**  
Junior - Indian Harbor Beach,  
Fla. - Satellite High School -  
Diving

- Scored points at the 2016 ACC Championships by placing 13th on 1-meter.
- Competed at the Zone B Qualifier.



**Jason McCormick**  
Senior- Boca Raton, Fla. Boca  
Raton - Free/Fly - FLA Aquatics

**Top Times**

|                   |
|-------------------|
| 50 Free: 19.55    |
| 100 free: 43.21   |
| 200 free: 1:39.63 |
| 100 breast: 54.48 |

- Swam his best times in the 50 free and 100 breast at the Georgia Invite in 2015.
- An NCAA team member in 2014 where he contributed in the 200 and 400 free relays.
- A three-time ACC team member where he placed eighth in the 100 free at the 2014 and 2016 meets on top of winning the consolation heat of the 50 free. Was 10th in the 50 free in 2015.
- A 2016 Olympic Trials Qualifier



**Connor Kalisz**  
Junior - BelAir, Md.  
Fallston - Back/IM/Breast  
NBAC

**Top Times**

|                   |
|-------------------|
| 100 back: 47.23   |
| 200 back: 1:42.17 |
| 200 IM: 1:46.41   |

- Placed 7th in the 100 back in the ACC Championships and was 9th in the 200 back.
- A 2015 ACC Championship team member where he scored 21st place points in the 200 back.



**Chad Mylin**  
**Junior - Longwood, Fla.**  
**Seminole High School - Free**  
**Seminole Aquatics**

| Top Times          |
|--------------------|
| 50 free - 19.70    |
| 100 free - 44.52   |
| 200 free - 1:44.59 |

- Placed seventh in the 50 free at the ACC Championships.
- A 2015 ACC Championship team member.
- A 2016 US Olympic Trial qualifier



**Joe Plechy**  
**Junior - Bradenton, Fla.**  
**Out of Door Academy**  
**Free • Sarasota Sharks**

| Top Times       |
|-----------------|
| 50 free - 20.72 |
| 100 free -45.13 |

- Swam his career best times at the Last Chance Bulldog Invite in 2016.



**Jonathan Ratliff**  
**Junior - Panama City, Fla.**  
**A. Crawford Mosley - Fly/Free**

| Top Times          |
|--------------------|
| 100 fly - 49:50    |
| 200 fly - 1:48.59  |
| 200 free - 1:39.74 |
| 500 free - 4:33.16 |

- Swam career best times in the 100 and 200 fly at the UF Last Chance Invite in 2015.
- Won the Golden Torch honor for 2015-16 Academic Year
- A 2016 US Olympic Trial Qualifier



**Tyler Roberge**  
**Junior - Edmonton, Alberta.**  
**Diving**

- An All-America honorable mention following a 16th place finish on 1-meter at the 2015 NCAA Championships.
- An ACC Championship team member where he was fifth on platform and sixth on 3-meter after taking 22nd on 1-meter.
- Grabbed Bronze on 3-meter at the 2016 Olympic Trials.



**Jacob Urbano**  
**RS Junior - Kailua, Hi**  
**Hawaii Technology Academy**  
**Kamehameha Aquatics**

| Top Times          |
|--------------------|
| 100 free: 46.22    |
| 200 free: 1:39.72  |
| 500 free : 4:32.03 |
| 100 fly - 48.06    |
| 200 Fly - 1:47.48  |

- Earned second swims where he placed 23rd and 24th at the ACC Championships in the 100 and 200 fly in 2016.
- Swam his best times in the 200 fly races at the UF Last Chance Invite.
- Swam his best time in the 100 fly at the 2015 Georgia Invite.



**Rafael Van Leeuwarde**  
**Junior**  
**Paramaribo, Suriname-**  
**Charlotte Christian Academy**  
**New South Swimming - Breast**

| Top Times           |
|---------------------|
| 100 breast : 54.31  |
| 200 breast: 1:59.53 |

- Sat out 2014-15.
- Swam at the ACC Championships in 2016.



**Kanoa Kaleoaloha**  
**Sophomore - Aiea Hawaii**  
**Kamehameha - Kamehameh**  
**Swim Club - Fly/Free**

| Top Times         |
|-------------------|
| 50 free: 20.04    |
| 100 free: 43.58   |
| 200 free: 1:40.88 |
| 100fly: 48.61     |

- Won the C final of the 100 free at ACCs with a career best ime and finished second in the same heat in the 50 at another personal best at 20.04.
- A 2016 US Olympic Trial Qualifier



**Emir Muratovic**  
**Sophomore - St. Petersburg,**  
**Fla. - Ridgewood - Pipeline**  
**Swimming- Back/Free**

| Top Times         |
|-------------------|
| 50 free: 20.10    |
| 100 free: 44.27   |
| 200 free: 1:36.30 |
| 100fly: 50.37     |

- The 2016 Bosnian National Champion in the 100 and 200 free
- Placed 13th in the 100 free and 24th in the 50 and 100 free at ACC's.



**Kunmi Ogunfeibo**  
 Sophomore - Surry, United Kingdom - Whitgift School - Beckenham Swim Club - Back

| Top Times          |
|--------------------|
| 200 back : 1:50.47 |
| 100 back : 49.60   |

- Posted his best times at the Georgia Invite
- Swam for the England Youth Talent Team and was the National Record holder for 16 year old boys in the 50m back.



**William Pisani**  
 Sophomore - West Palm Beach, Fla. - Suncoast, Lake Lytal Lightning - Free/Back

| Top Times         |
|-------------------|
| 200 free: 1:38.07 |
| 50 free: 20.48    |
| 100 back: 49.02   |

- Swam his best time in the 100 free at the Georgia Invite in 2015.



**John Vann**  
 Sophomore - Battle Creek, Mich. Lakeview HS - Lakeview

| Top Times         |
|-------------------|
| 100 fly: 49.23    |
| 200 free: 1:39.68 |
| 200 fly: 1:50.31  |

- 2014 MHSAA DII Swimmer of the Year



**Griffin Alaniz**  
 Freshman - Rockville, Md. Rockville - RMSC Back

| Top Times         |
|-------------------|
| 100 back: 50.33   |
| 200 back: 1:47.27 |

- A 2016 US Olympic Trial Qualifier
- A four-time MPSSAA State Champion



**Matthew Ankerholz**  
 Junior - Lake Mary, Fla. Seminole - Indian River Breast

| Top Times           |
|---------------------|
| 100 breast: 55.44   |
| 200 breast: 1:59.89 |

- Third fastest time in the 200 breast in the NJCAA in 2015-16
- Spent his freshman year at Air Force and sophomore season at IRSC.



**Daniel Bis**  
 Junior • Kalisz, Poland Free • Saint Leo Free

| Top Times          |
|--------------------|
| 1650: 15:12.05     |
| 1000 free: 9:00.58 |
| 500 free: 4:22.50  |

- A three-time finalist at the 2016 NCAA Division II Championships.
- Two-time Saint Leo Male Athlete of the Year



**Giorgio DelGrosso**  
 Freshman - Bloomfield Hills, Mich. - Cranbrook Kingswood Motor City Aquatics - Breast

| Top Times           |
|---------------------|
| 100 breast: 55.92   |
| 200 breast: 2:03.39 |
| 200 IM: 1:53.42     |

- A two-time Michigan Division 3 State Champ in the 100 breast



**Aiden Faminoff**  
 Freshman - Victoria, B.C. Claremont - Boardworks Diving

- Grabbed bronze on platform at the 2016 Canadian Olympic Trials
- Won bronze at the 2015 Junior Pan Am Championships in 3m Synchro





**Tristian Fineman**  
 Freshman - Jacksonville, Fla.  
 Free



**Nate Samson**  
 Freshman - Brunswick, Maine  
 Brunswick -

**Top Times**

100 free: 45.75

100 breast: 57.25

100 back: 48.63

- Swimmer of the Year for Class A in Maine
- State Meet record holder in the 100 free (46.64).



**Maverick Layne**  
 Freshman - Sanford, Fla.  
 Seminole - Seminole Aquatics  
 Free

**Top Times**

50 free: 20.69

100 free: 45.09

- Won silver at the 2015 4A State Championships in the 100 free with a career best time.
- A junior national qualifier



**Derek Peeples**  
 Freshman - Lakeland, Fla.  
 Santa Fe Catholic - Seminole  
 Free/Fly

**Top Times**

100 free: 46.46

200 free: 1:41.82

100 fly: 49.71

- Earned Silver at the 2015 1A Florida State Championships in 100 fly.
- A finalist in the 100 free and the 2014 Championships.



**Max Polanski**  
 Sophomore - Auckland, New Zealand - Liston College HS  
 United Swimming - Fly/IM

**Top Times SCM**


200 fly: 1:56.97

200 IM: 1:59.07

100 fly: 53.43

- A member of the New Zealand National Team
- Placed second at the Olympic Trials in the 100 fly

# UNIVERSITY ADMINISTRATION




**JOHN THRASHER**  
UNIVERSITY PRESIDENT




**STAN WILCOX**  
VICE PRESIDENT/  
DIRECTOR OF ATHLETICS



**CINDY HARTMANN**  
DEPUTY DIRECTOR OF ATHLETICS  
FOR ADMINISTRATION



**KARL HICKS**  
DEPUTY DIRECTOR OF ATHLETICS  
FOR EXTERNAL OPERATIONS



**MATT BEHNKE**  
SENIOR ASSOCIATE ATHLETICS  
DIRECTOR FOR BUSINESS/CFO



**MONK BONASORTE**  
SENIOR ASSOCIATE  
ATHLETICS DIRECTOR



**JIM CURRY**  
SENIOR ASSOCIATE ATHLETICS  
DIRECTOR FOR GOVERNANCE &  
COMPLIANCE



**VANESSA FUCHS**  
SENIOR ASSOCIATE  
ATHLETICS DIRECTOR/SWA

### 2016-17 FLORIDA STATE BOARD OF TRUSTEES

|  |   |  |  |
|--|---|--|--|
| <br>Edward E. "Ed"<br>Burr, Chair | <br>Leslie "Les" Pantin,<br>Vice Chair | <br>Maximo<br>Alvarez | <br>Kathryn<br>Ballard      |
| <br>William "Billy"<br>Buzzett    | <br>Emily Fleming<br>"June" Duda       | <br>Susan Fiorito     | <br>Joseph "Joe"<br>Gruters |
| <br>Mark<br>Hillis               | <br>Craig<br>Mateer                   | <br>Nathan<br>Molina | <br>Bob Sasser             |
| <br>Brent W.<br>Semblor       |   |  |  |



**DR. GREG BEAUMONT**  
SENIOR ASSOCIATE  
ATHLETICS DIRECTOR/  
ASSOCIATE DEAN



**PAMELA L. PERREWE'**  
FACULTY ATHLETICS  
REPRESENTATIVE

# SCHOOL RECORDS

## Women's School Records

| Event  | Swimmer (Year)            | Time/Score |
|--|---------------------------|------------|
| 50 Free  | Tiffany Oliver (2014)     | 22.02      |
| 100 Free   | Tiffany Oliver (2013)     | 48.19      |
| 200 Free   | Kaitlyn Dressel (2015)    | 1:45.13    |
| 500 Free   | Madison Jacobi (2014)     | 4:37.77    |
| 1000 Free  | Madison Jacobi (2014)     | 9:40.82    |
| 1850 Free  | Madison Jacobi (2014)     | 18:01.09   |
| 100 Fly  | Chelsea Britt (2015)      | 51.79      |
| 200 Fly  | Chelsea Britt (2014)      | 1:53.68    |
| 100 Back   | McKayla Lightbourn(2014)  | 52.39      |
| 200 Back   | Stephanie Sarandos (2010) | 1:54.14    |
| 100 Breast   | Samantha Pochowski(2015)  | 1:00.49    |
| 200 Breast   | Emma Dutton (2004)        | 2:12.76    |
| 200 IM   | McKayla Lightbourn (2014) | 1:58.11    |
| 400 IM   | Julia Henkel (2014)       | 4:09.64    |
| <b>200 Free Relay (2014)</b>   |                           |            |
| Tiffany Oliver, Kaitlyn Dressel<br>Bianca Spinazzola, McKayla Lightbourn |                           | 1:29.25    |
| <b>400 Free Relay (2014)</b>   |                           |            |
| Tiffany Oliver, McKayla Lightbourn,<br>Julia Henkel, Kaitlyn Dressel     |                           | 3:15.76    |
| <b>800 Free Relay (2014)</b>   |                           |            |
| Tiffany Oliver, Kaitlyn Dressel,<br>Julia Henkel, Madison Jacobi         |                           | 7:06.56    |
| <b>200 Medley Relay (2015)</b>   |                           |            |
| Bianca Spinazzola, Natalie Pierce<br>Chelsea Britt, Kaitlyn Dressel      |                           | 1:37.25    |
| <b>400 Medley Relay (2014)</b>   |                           |            |
| Bianca Spinazzola, Samantha Pochowski<br>Chelsea Britt, Kaitlyn Dressel  |                           | 3:34.02    |
| <b>1 Meter Diving</b>  |                           |            |
| 6 Dives  | Katrina Young (2015)      | 387.60     |
| 11 Dives   | Wendy Fuller (1985)       | 431.60     |
| <b>3 Meter Diving</b>  |                           |            |
| 6 Dives  | Kelsey Goodman (2013)     | 373.05     |
| 11 Dives   | Brittany Lerew (2005)     | 556.80     |
| <b>Platform</b>  |                           |            |
| 6 Dives  | Courtney McCloy (2005)    | 348.50     |
| 5 Dives  | Katrina Young (2014)      | 364.70     |

## Men's School Records

| Event   | Swimmer (Year)         | Time/Score |
|---|------------------------|------------|
| 50 Free   | Paul Murray (2014)     | 19.04      |
| 100 Free  | Paul Murray (2014)     | 42.59      |
| 200 Free  | Kevin Rogers (2014)    | 1:34.52    |
| 500 Free  | Kyle Young (2009)      | 4:14.60    |
| 1000 Free   | Mateo De Angulo (2012) | 8:54.28    |
| 1850 Free   | Mateo De Angulo(2012)  | 14:42.77   |
| 100 Fly   | Pavel Sankovich (2014) | 45.00      |
| 200 Fly   | Connor Knight (2015)   | 1:41.66    |
| 100 Back  | Pavel Sankovich (2014) | 45.31      |
| 200 Back  | Andy Hodgson (2009)    | 1:41.11    |
| 100 Breast  | Jason Coombs (2015)    | 52.11      |
| 200 Breast  | Jason Coombs (2015)    | 1:54.30    |
| 200 IM  | Pavel Sankovich (2014) | 1:41.92    |
| 400 IM  | Juan Sequera (2012)    | 3:45.83    |
| <b>200 Free Relay (2012)</b>                                |                        |            |
| Paul Murray, Trice Bailey<br>David Sanders, Mark Weber      |                        | 1:16.76    |
| <b>400 Free Relay (2009)</b>                                |                        |            |
| Jimmy Holway, Jarryd Botha<br>Ed Denton, Andy Hodgson       |                        | 2:52.03    |
| <b>800 Free Relay (2009)</b>                                |                        |            |
| Kyle Young, Andy Hodgson,<br>Stephen Pendleton, Robby Hayes |                        | 6:25.11    |
| <b>200 Medley Relay (2014)</b>                              |                        |            |
| Pavel Sankovich, Jared Pike,<br>Connor Knight, Paul Murray  |                        | 1:24.57    |
| <b>400 Medley Relay (2014)</b>                              |                        |            |
| Pavel Sankovich, Jared Pike<br>Connor Knight, Paul Murray   |                        | 3:04.47    |
| <b>1 Meter Diving</b>                                       |                        |            |
| 6 Dives   | Terry Horner (2010)    | 463.00     |
| 11 Dives  | Paul Spray (1991)      | 581.65     |
| <b>3 Meter Diving</b>                                       |                        |            |
| 6 Dives   | Terry Horner (2010)    | 458.40     |
| 11 Dives  | Louis Gagnet (2003)    | 621.05     |
| <b>Platform</b>   |                        |            |
| 6 Dives   | Landon Marzullo (2011) | 441.25     |

**Bold denotes active swimmers/divers**

# ALL TIME ALL-ACC SELECTIONS

## Women

### 1993

Dora Bralic  
Julie Henderson  
Helen Jepson

### 1994

Dora Bralic  
Helen Jepson

### 1995

Erin Gillooly  
Helen Jepson  
Ruth Kominski  
Jodi Krieg  
Allison Smith

### 1996

Sherri Fowler  
Sara Henderson  
Jodi Kreig  
Tenelle Ramer  
Samantha White  
Katie Wright

### 1997

Anne Blachford  
Sam White

### 1998

Anne Blachford

### 1999

Tanya Gurr  
Marya Sabesky

### 2000

Kristen Adams  
Anne Blachford  
Christy Cech  
Tanya Gurr

### 2001

Christy Cech  
Caren Hirai  
Keryn Krynauw  
Chelsie Lerew  
Michelle Sekeres

### 2002

Emily Breen  
Christy Cech  
Emma Dutton  
Chelsie Lerew  
Courtney McClow  
Tiffany Manning  
Michelle Sekeres  
Candice Nethercott

### 2003

Emily Breen  
Emma Dutton  
Loren Hansen

Chelsie Lerew  
Andreee-Anne Leroy  
Jennie Lyes  
Tiffany Manning  
Courtney McClow  
Liz Parkinson

### 2004

Emily Breen  
Lauren Brick  
Rachel Dong  
Emma Dutton

Lisa How  
Taryn Ignacio  
Brittany Lerew  
Andree-Anne LeRoy  
Tiffany Manning  
Courtney McClow

### 2005

Romy Altmann  
Emily Breen  
Lauren Brick  
Carrie Ellis  
Lindsay Kenney  
Brittany Lerew  
Courtney McClow

### 2006

Romy Altmann  
Lauren Brick  
Carrie Ellis  
Georgia Holderness  
Lindsay Kenney  
Abbie King  
Christie Raleigh  
Lauren Sparg

### 2007

Romy Altmann  
Lauren Brick  
Lindsay Kenney  
Abbie King  
Christie Raleigh  
Lauren Sparg

### 2008

Georgia Holderness  
Holly Mills  
Lauren Sparg  
Lowri Tynan

### 2009

Katie Sirounis  
Stephanie Sarandos

### 2010

Katherina Adham  
Charlotte Broadbent  
Aleia Monden  
Stephanie Sarandos  
Katie Sirounis

### 2011

Lisi Rowland  
Stephanie Sarandos  
Katrina Young

### 2012

Melissa Cooper  
Kelsey Goodman  
Ariel Rittenhouse  
Katrina Young

### 2013

Kaitlyn Dressel  
Julia Henkel  
Tiffany Oliver  
Julia Henkel  
Kristine Polley  
Ariel Rittenhouse

### 2014

Chelsea Britt  
Tiffany Oliver  
Madison Jacobi  
Katrina Young

### 2015

Chelsea Britt  
Kaitlyn Dressel  
Katrina Young

## Men

### 1992

Robert Caicedo  
Desmond Koh  
Paul Spray

### 1993

Robert Caicedo  
Rob Branknis  
Ingacio Merino

### 1994

Rob Branknis  
Chip Haberstroh  
Ignacio Merino

### 1995

Dustin Bengston  
Frank Bradley  
Rob Branknis  
Eduardo Coelho  
Sean Gerrard  
Chip Haberstrih  
John Haynes  
Ignacio Merino

### 1996

Eduardo Coelho  
Brendon Dedekind  
Chip Haberstroh  
John Haynes  
Matt McVittie  
Stephen Parry

### 1997

Rob Branknis  
Eduardo Coelho  
Brendon Dedekind  
Chip Haberstroh  
Matt McVittie  
Stephen Parry  
Brett Petersen

### 1998

Keam Ang  
Brendon Dedekind  
Kevin Flanagan  
Matt McVittie  
Stephen Parry  
Brett Peterson  
Julio Santos

### 1999

Keam Ang  
Brendon Dedekind  
Kevin Flanagan  
Greg Main-Baillie  
Matt McVittie  
Nelson Mora  
Stephen Parry  
Brett Petersen  
Julio Santos

### 2000

Nnamnse Ammons  
Brent Burkman  
Kevin Flanagan  
Greg Main-Baillie  
Joey Mashburn  
Brett Petersen

### 2001

Devin Crock  
Josh Edelman  
Greg Main-Baillie  
Wickus Nienaber

### 2002

Nnamnse Ammons  
Justin Betts  
Louis Gagnet  
Devin Crock  
Joey Mashburn

### 2003

Nnamnse Ammons  
Justin Betts  
Matt Carmen  
Devin Crock  
Louis Gagnet  
Joey Marshburn  
Joel Roycik  
Wickus Nienaber  
Michael Paulus

### 2004

Michael Averett

Wickus Nienaber  
Michael Paulus  
Joel Roycik  
Chris Vythoulkas

### 2005

Michael Averett  
Tommy Bishop  
Jarryd Botha  
Ed Denton  
Billy Jamerson  
Alex Kennon  
Joel Roycik

### 2006

Jarryd Botha  
Alex Kennon  
Ed Denton  
Carl Marais  
Paul Erben  
Joel Roycik  
Danny Keeling  
Kyle Young

### 2007

Jarryd Botha  
Ed Denton  
Terry Horner  
Billy Jamerson  
Alex Kennon  
Ian Powell  
Steve Roof  
Corey Swanson  
Kyle Young

### 2008

Scott Baker  
Dan Frebel  
Rob Holderness  
Terry Horner  
Ian Powell  
Ian Rowe

### 2009

Jarryd Botha  
Dan Frebel  
Andy Hodgson  
Rob Holderness  
Terry Horner  
Scott Thacker  
Kyle Young

### 2010

Andy Hodgson  
Rob Holderness  
Terry Horner  
Landon Marzullo  
Mike Neubacher  
Scott Thacker

### 2011

Robby Hayes  
Rob Holderness

Jordan Horsley  
Landon Marzullo  
Mike Neubacher  
Matt Shead

### 2012

Trice Bailey  
Mateo DeAngulo  
Josh Friedel  
Nick Klein  
Ford McLiney  
Paul Murray  
Tom Neubacher  
David Sanders  
Juan Sequera  
Mark Weber

### 2013

Trice Bailey  
John Jessell  
Paul Murray  
Tom Neubacher  
Jared Pike  
Mark Weber

### 2014

Paul Murray  
Pavel Sankovich  
Jared Pike  
Connor Knight

### 2015

Connor Knight

# ALL-TIME ACC CHAMPIONS

## Women's

- 1993** - Dora Bralic, 100 Breast  
Helen Jepson, 200 Fly
- 1994** - Dora Bralic, 100 Breast
- 1995** - Erin Gillooly, 3M Diving  
Helen Jepson, 100 Fly, 200 Fly  
Jodi Kreig, 100 Back, 200 Back  
Alison Smith, 100 Breast  
200 Medley Relay (Kreig, Smith, Jepson, Kominski)  
400 Medley Relay (Kreig, Smith, Jepson, Kominski)
- 1996** - Jodi Kreig, 100 Back  
200 Medley Relay (Kreig, White, Wright, Ramer)
- 1997** - Samantha White, 100 Breast
- 2000** - Christy Cech, 100 Free  
Tanya Gurr, 200 Free  
400 Free Relay (Adams, Blachford, Gurr, Cech)
- 2001** - Chelsie Lerew, 1M Diving, 3M Diving
- 2002** - Christy Cech, 100 Free  
Chelsie Lerew, 3M Diving  
Courtney McClow, 1M Diving  
400 Medley Relay (Breen, Dutton, Nethercott, Cech)
- 2003** - Emma Dutton, 100 Breast  
Chelsie Lerew, 1M Diving, 3M Diving  
Andree-Anne Leroy, 200 IM  
200 Free Relay (Lyres, Hansen, Breen, Parkinson)  
400 Free Relay (Lyres, Hansen, Breen, Dutton)
- 2004** - Emma Dutton, 50 Free, 100 Breast, 200 Breast  
Tiffany Manning, 1M Diving, 3M Diving  
200 Free Relay (Breen, Dong, How, Dutton)  
400 Free Relay (Breen, Dong, How, Dutton)  
200 Medley Relay (Breen, Brick, Dong, Dutton)  
400 Medley Relay (Leroy, Dutton, How, Breen)
- 2005** - Lauren Brick, 100 Breast  
Brittany Lerew, 3M Diving
- 2006** - Romy Altmann, 200 Free  
Lauren Brick, 100 Breast  
Carrie Ellis, 100 Free  
Georgia Holderness, 200 Breast  
Christie Raleigh, 50 Free, 100 Fly  
200 Free Relay (Ellis, King, Sparg, Raleigh)  
400 Free Relay (Raleigh, Holderness, Kenney, Ellis)  
200 Medley Relay (Raleigh, Brick, Sparg, Ellis)  
400 Medley Relay (Altmann, Brick, Raleigh, Ellis)
- 2007** - Christie Raleigh, 50 Free, 100 Free, 100 Fly  
Lauren Brick, 100 Breast  
Romy Altmann, 100 Back, 200 Back  
200 Medley Relay (Raleigh, Brick, Sparg, King)  
400 Medley Relay (Altmann, Brick, Sparg, Raleigh)
- 2008** - Lauren Sparg, 100 Fly
- 2012** - Katrina Young, Platform Diving

- 2013** - Tiffany Oliver, 50 free, 100 free  
Ariel Rittenhouse, 3M Diving
- 2014** - Tiffany Oliver, 50 free, 100 free  
Katrina Young, Platform Diving
- 2015** - Katrina Young, 1-meter diving

## All-Time Winningest Seminoles (By ACC Titles)


- Emma Dutton - 10  
Christie Raleigh - 10  
Emily Breen - 7  
Lauren Brick - 7  
Rommy Altmann - 5  
Chelsie Lerew - 5  
Carrie Ellis - 5  
Lauren Sparg - 5  
Jodi Kreigh - 5  
Helen Jepson - 5  
Christy Cech - 4  
Lisa How - 4  
Tiffany Oliver - 4

## Men's

- 1992** - Desmond Koh, 200 Breast  
Paul Spray, 1M Diving, 3M Diving
- 1993** - Ignacio Merino, 200 Fly  
Rob Braknis, 100 Back
- 1994** - Rob Braknis, 100 Back
- 1995** - Frank Bradley, 200 IM  
Rob Braknis, 50 Free, 100 Back, 200 Back  
Chad Haberstroh, 400 IM  
200 Free Relay (Brakins, Coelho, Schlichenmaier, Gerrard)  
200 Medley Relay (Brakins, Merino, Bengston, Coelho)  
400 Medley Relay (Brakins, Merino, Bengston, Coelho)
- 1996** - Brendon Dedekind, 50 Free, 100 Free  
Chad Haberstroh, 400 IM  
200 Free Relay (Dedekind, Coelho, McVittie, Haynes)



**Ariel Rittenhouse - ACC  
Champion (2013)**




**Tiffany Oliver -Four-Time-  
ACC Champion (2013)**

- 1997** - Rob Brankis, 100 Back, 200 Back  
Brendon Dedekind, 50 Free, 100 Free, 100 Breast  
Stephen Parry, 200 Free, 200 Fly  
200 Free Relay (Dedekind, Coelho, McVittie, Brankis)  
400 Free Relay (Dedekind, Coelho, McVittie, Brankis)  
200 Medley Relay (Brankis, Peterson, Parry, Coelho)  
400 Medley Relay (Brankis, Peterson, Parry, Dedekind)
- 1998** - Brendon Dedekind, 50 Free, 100 Breast  
200 Free Relay (Santos, McVittie, Flanagan, Dedekind)  
400 Free Relay (Santos, McVittie, Flanagan, Dedekind)  
200 Medley Relay (Parry, Petersen, Ang, Dedekind)
- 1999** - Brendon Dedekind, 50 Free, 100 Free, 100 Breast  
Stephen Parry, 200 Free, 200 Fly, 200 Back  
200 Free Relay (Santos, McVittie, Flanagan, Dedekind)  
400 Free Relay (Santos, McVittie, Flanagan, Dedekind)  
800 Free Relay (McVittie, Mora, Santos, Parry)  
200 Medley Relay (Brankis, Petersen, Parry, Dedekind)  
400 Medley Relay (Brankis, Petersen, Parry, Dedekind)
- 2000** - Brent Burkman, 1M Diving  
200 Free Relay (Main-Baillie, Ammons, Marshburn, Flanagan)
- 2001** - Devin Crock, 100 Fly  
Josh Edelman, 1M Diving, 3M Diving  
Greg Main-Baillie, 50 Free
- 2002** - Louis Gagnet, 1M Diving, 3M Diving  
200 Medley Relay (Ammons, Betts, Crock, Mashburn)
- 2003** - Justin Betts, 100 Breast  
Louis Gagnet, 1M Diving, 3M Diving  
200 Free Relay (Ammons, Marshburn, Carmen, Nienaber)  
200 Medley Relay (Cook, Betts, Marshburn, Ammons)
- 2004** - Wickus Nienaber, 100 Breast  
Joel Roycik, 100 Fly  
200 Medley Relay (Vythoulkas, Nienaber, Averett, Paulus)
- 2005** - 400 Free Relay (Roycik, Kennon, Averett, Denton)
- 2006** - Jarryd Botha, 200 Back  
200 Free Relay (Botha, Denton, Kennon, Roycik)  
400 Free Relay (Kennon, Botha, Denton, Roycik)
- 2007** - Kyle Young, 500 Free, 1650 Free  
Alex Kennon, 50 Free  
Jarryd Botha, 100 Back, 200 Back  
Ed Denton, 100 Free  
200 Medley Relay (Powell, Jamerson, Swanson, Botha)  
400 Medley Relay (Botha, Jamerson, Kennon, Denton)
- 2008** - Terry Horner, 1M Diving, 3M Diving
- 2009** - Dan Frebel, Platform Diving  
Andy Hodgson, 200 Back

- 2010** - Andy Hodgson, 200 Back  
Rob Holderness, 200 Breast  
Terry Horner, 3M Diving  
Scott Thacker, 100 Breast
- 2011** - Rob Holderness, 100 Breast, 200 Breast
- 2012** - Mateo De Angulo, 500, 1650 free  
200 Free Relay (Murray, Bailey, Sanders, Weber)  
400 Free Relay (Murray, Bailey, Sanders, Weber)
- 2013** - Pavel Sankovich, 200 IM, 100 Back, 200 Back  
Mark Weber, 50 Free  
Paul Murray, 100 Free  
200 Free Relay (Murray, Bailey, Sanders, Weber)  
200 Medley Relay (Sankovich, Pike, Weber, Murray)
- 2014** - Pavel Sankovich - 200 IM, 100 Back, 100 fly  
Paul Murray, 50 free  
400 medley relay, (Sankovich, Pike, Knight, Murray)
- 2015** - Connor Knight - 200 fly

**All-Time Winningest Seminoles (By ACC Titles)**

- Brendon Dedekind - 20  
Rob Brankis - 14  
Stephen Parry - 11  
Matt McVittie - 8  
Pavel Sankovich - 8  
Eduardo Coelho - 7  
Jaryd Botha - 7  
Paul Murray - 7  
Mark Weber - 5



**Mateo De Angulo - Two-Time ACC Champion (2012)**



**Pavel Sankovich - Eight-Time ACC Champion (2013, 2014)**

# All-Time All-Americans

## Women's

|             |  |   |
|-------------|--|---|
| <b>1975</b> | Susan Clark  | 50 Fly - 11th (HM), 100 Fly - 14th (HM),<br>100 IM - 7th                                    |
|             | Katie Jones  | 100 Back - 16th (HM)  |
|             | Mary Montgomery  | 400 Free - 4th  |
|             | Jackie Walker  | 400 Free - 9th (HM)   |
| <b>1976</b> | Laura Barber   | 50 Back - 16th (HM), 100 Back - 16th (HM)   |
|             | Laura Barber, Kim Reeves, <b>200 free relay</b> -<br>Patty Taylor, Ritchie Dorrier |   |
| <b>1977</b> | Laura Barber   | 100 Back - 14th (HM)  |
|             | Susie Yates  | 50 Free - 10th (HM)   |
|             | Jana Wilkins   | 100 Fly - 14th (HM)   |
| <b>1978</b> | Terri Miller   | 400 IM - 11th (HM), 1650 Free - 11th (HM)   |
|             | Jana Wilkins   | 100 Fly - 7th   |
| <b>1980</b> | Lenore Gribble   | 100 Fly - 16th (HM), 200 Free - 11th (HM)   |
|             | Lisa Nencioni  | 100 Breast - 16th (HM)  |
|             | Sharon Spuler  | 50 Breast - 15th (HM)   |
| <b>1981</b> | Lenore Gribble   | 50 Fly - 11th (HM), 100 Fly - 9th (HM)  |
|             | Meg McCully  | 50 Back - 16th (HM), 100 Back - 14th (HM)   |
|             | Sharon Spuler  | 50 Breast - 8th   |
| <b>1982</b> | Kim Foster   | 200 Back - 8th  |
|             | Lenore Gribble   | 50 Fly - 7th, 100 Fly - 7th, 100 IM - 9th<br>(HM), 50 free - 10th (HM), 100 free - 10th(HM) |
|             | Laurie Lehner  | 50 Fly - 2nd, 100 Fly - 2nd, 50 Free -<br>2nd, 100 Free - 6th                               |
|             | Meg McCully  | 50 Back - 2nd, 100 Back - 2nd, 200<br>Back - 3rd  |
|             | Lisa Nencioni  | 100 IM - 8th, 200 IM - 15th (HM)  |
|             | Sonya Booth  | 200 IM - 13th (HM)  |
|             | Simone Kusseling   | 50 free - 12th (HM)   |
|             | Sharon Spuler  | 50 Breast - 4th, 100 Breast - 7th   |
| <b>1983</b> | Sara Linke   | 200 Free - 12th (HM), 500 Free - 11th(HM)   |
| <b>1984</b> | Sara Linke   | 200 Free - 5th, 500 Free - 7th, 400 IM -<br>13th (HM)                                       |
| <b>1985</b> | Wendy Fuller   | 1M Diving - 15th (HM)   |
| <b>1988</b> | Kathy Isackson   | 100 Fly - 15th (HM), 200 Fly - 10th (HM)  |
| <b>1989</b> | Kathy Isackson   | 100 Fly - 9th (HM), 200 Fly - 16th (HM)   |
|             | Danielle Van Dyke  | 100 Breast- 10th (HM), 200 Breast-10th (HM)   |
| <b>1995</b> | Helen Jepson   | 200 Fly - 12th (HM)   |
| <b>1996</b> | Samantha White   | 100 Breast - 13th(HM)   |
| <b>1997</b> | Samantha White   | 100 Breast - 9th (HM)   |
|             | Anne Blachford   | 200 IM - 13th (HM)  |
| <b>2001</b> | Christy Cech   | 50 Free - 4th, 100 Free - 15th (HM)   |
| <b>2002</b> | Christy Cech   | 50 Free - 9th (HM)  |
|             | Tiffany Manning  | Platform Diving - 7th   |
|             | Chelsie Lerew  | 1M Diving - 14th (HM)   |
| <b>2003</b> | Tiffany Manning  | Platform Diving - 10th (HM)   |
| <b>2004</b> | Emma Dutton  | 100 Breast - 8th, 200 Breast - 8th  |
|             | Tiffany Manning  | Platform Diving - 5th, 3M Diving - 9th<br>(HM), 1M Diving - 10th (HM)                       |
|             | Taryn Ignacio  | Platform - 15th (HM)  |
| <b>2005</b> | Courtney McCLOW  | 1M Diving - 10th (HM), Platform - 13th (HM)   |
| <b>2006</b> | Lauren Brick   | 100 Breast - 8th  |
|             | Christie Raleigh   | 100 Fly - 9th (HM)  |
| <b>2007</b> | Lauren Brick   | 100 Breast - 5th  |
|             | Romy Altmann   | 200 Back - 7th  |

|             |                    |                             |
|-------------|--------------------|-----------------------------|
| <b>2008</b> | Aleia Monden       | Platform Diving - 11th (HM) |
|             | Lauren Sparg       | 100 Fly - 14th (HM)         |
| <b>2010</b> | Stephanie Sarandos | 200 Back - 13th (HM)        |
| <b>2012</b> | Katrina Young      | Platform - 4th              |
| <b>2013</b> | Kaitlyn Dressel    | 100 Free - 14th (HM)        |
|             | Tiffany Oliver     | 50 Free - 10th (HM)         |
| <b>2014</b> | Julia Henkel       | 400 IM - 16th (HM)          |
|             | McKayla Lightbourn | 100 back - 16th (HM)        |
|             | Madison Jacobi     | 1650 free - 9th (HM)        |
| <b>2015</b> | Chelsea Britt      | 100 fly - 8th               |
|             |                    | 200 fly - 8th               |
|             | Kaitlyn Dressel    | 100 free - 13th (HM)        |
|             | Katrina Young      | 1-meter - 8th               |


## 200 Free Relay

1976-

1977- Laura Barber, Ritchie Dorrier, Susie Yates, Jana Wilkins - 16th (HM)  
1980 - Lenore Gribble, Sharon Spuler, Jeanna Dowdle, Kim Dunlop - 11th (HM)  
1982- Shanon Spuler, Lenore Gribble, Laurie Lehner, Simone Kusseling \* - 1st  
2000 - Christine Williams, Christy Cech, Tanya Gurr, Anne Blachford - 14th (HM)  
2003 - Jennie Lyes, Emma Dutton, Emily Breen, Loren Hansen - 16th (HM)  
2004 - Emily Breen, Emma Dutton, Rachel Dong, Lisa How - 14th (HM)

## 400 Free Relay

1975 - Mary Montgomery, Susan Clark, Jackie Walker, Kathy McHardy - 10th (HM)  
1976 - Laura Barber, Kim Reeves, Ritchie Dorrier, Kathy McHardy - 16th (HM)  
1977 - Laura Barber, Ritchie Dorrier, Jana Wilkins, Susie Yates - 10th (HM)  
1978 - Terri Miller, Jeanne Dowdle, Laura Barber, Jana Wilkins - 16th (HM)  
1979 - Jeanne Dowdle, Lisa Davidson, Kim Dunlap, Kathi Miller - 16th (HM)  
1982 - Sharon Spuler, Laurie Lehner, Lenore Gribble, Stacey Deck - 3rd  
2000 - Kristen Adams, Anne Blachford, Tanya Gurr, Christy Cech (HM) - 16th  
2004 - Emily Breen, Rachel Dong, Emma Dutton, Lisa How - 16th (HM)  
2006 - Georgia Holderness, Romy Altmann, Carrie Ellis, Christie Raleigh - 10th (HM)  
2014 - Kaitlyn Dressel, Julia Henkel, McKayla Lightboun, Tiffany Oliver - 14th (HM)



**Tiffany Manning - Five-Time All- American**



**Emma Dutton - Seven-Time All-American**

### **800 Free Relay**

**1977** - Laura Barber, Sara Shuster, Nancy Pfaff, Beth Jones - 16th (HM)  
**1978** - Terri Miller, Jackie Bajus, Jana Wilkins, Sara Shuster - 14th (HM)  
**1982** - Jane Triau, Stacey Deck, Kim Foster, Meg McCully- 13th (HM)  
**2000** - Kristen Adams, Anne Blachford, Tanya Gurr, Christy Cech (HM) - 16th  
**2013** - Kaitlyn Dressel, Tiffany Oliver, Madison Jacobi, Elizabeth Pepper (HM) - 16th

### **200 Medley Relay**

**1975** - Katie Jones, Penny Knutsen, Susan Clark, Mary Montgomery - 8th  
**1977** - Terri Wiking, Kim Krueger, Jana Wilkins, Susie Yates  
**1978** - Laura Barber, Jeanne Dowdle, Jana Wilkins, Jackie Bajus - 14th (HM)  
**1980** - Kim Dunlap, Sharon Spuler, Lenore Gribble, Jeanne Dowdle  
**1981** - Meg McCully, Sharon Spuler, Lenore Gribble, Kim Foster - 6th  
**1982** - Meg McCully, Sharon Spuler, Laurie Lehner, Simone Kusseling - \*1st  
**1988** - Stacia Evans, Jennifer Hazard, Kathy Isackson, Krissy Myers - 13th (HM)  
**2004** - Emily Breen, Lauren Brick, Rachel Dong, Emma Dutton - 11th (HM)  
**2006** - Christie Raleigh, Lauren Brick, Lauren Sparg, Carrie Ellis - 3rd  
**2007** - Christie Raleigh, Lauren Brick, Lauren Sparg, Abbie King - 11th (HM)  
2015- Bianca Spinazzola, Natalie Pierce, Chelsea Britt, Kaitlyn Dressel - 13th (HM)

### **400 Medley Relay**

**1981** - Meg McCully, Sharon Spuler, Lisa Nencioni, Lenore Gribble - 8th  
**1982** - Meg McCully, Sharon Spuler, Lisa Nencioni, Lenore Gribble - 2nd  
**2004** - Emily Breen, Lauren Brick, Lisa How, Emma Dutton - 12th (HM)  
**2006** - Romy Altmann, Lauren Brick, Christie Raleigh, Carrie Ellis - 9th (HM)  
**2007** - Romy Altmann, Lauren Brick, Lauren Sparg, Christie Raleigh - 10th (HM)  
2014 - Bianca Spinazzola, Sami Pochowski, Chelsea Britt, Kaitlyn Dressel - 14th (HM)



**The 200 Free Relay National Champions  
- 1982**

### **500 Free**

1975 Susie Yates - 10th -HM  
1982 Laurie Lehner - 2nd  
Lenore Gribble - 10th - HM  
Simone Kusseling - 12th - HM  
2001 Christy Cech - 4th  
2002 Christy Cech - 9th - HM  
2013 Tiffany Oliver - 10th - HM

### **100 Free**

1982 Laurie Lehner - 6th  
Lenore Gribble - 10th - HM  
2001 Christy Cech - 15th - HM  
2013 Kaitlyn Dressel - 14th - HM  
2015 Kaitlyn Dressel - 13th - HM

### **200 Free**

1980 Lenore Gribble -11th - HM  
1983 Sara Linke - 12th - HM  
1984 Sara Linke - 5th

### **500 Free**

1983 Sara Linke - 11th - HM  
1984 Sara Linke - 7th

### **1650 Free**

1978 Terri Miller - 11th - HM  
2014 Madison Jacobi - 9th - HM

### **100 Back**

1975 Katie Jones - 16th - HM  
1976 Laura Barber - 16th - HM  
1977 Laura Barber- 14th - HM  
1981 Meg McCully - 14th - HM  
1982 Meg McCully - 2nd  
2014 McKayla Lightbourn - 16th - HM

### **200 Back**

1982 Meg McCully - 3rd  
Kim Foster - 8th  
2007 Romy Altmann - 7th  
2010 Stephanie Sarandos - 13th - HM

### **100 Fly**

1975 Susan Clark - 14th -HM  
1977 Jana Wilkins - 14th- HM  
1978 Jana Wilkins - 7th  
1980 Lenore Gribble - 16th - HM  
1981 Lenore Gribble - 9th - HM  
1982 Laurie Lehner - 2nd  
Lenore Gribble - 7th  
1988 Kathy Isackson - 15th - HM  
1989 Kathy Isackson - 9th - HM  
2006 Christie Raleigh - 9th - HM  
2008 Lauren Sparg - 14th- HM  
2015 Chelsea Britt- 8th

### **200 Fly**

1988 Kathy Isackson - 10th- HM  
1989 Kathy Isackson - 16th- HM  
1995 Helen Jepson - 12th - HM  
2015 Chelsea Britt- 8th

### **100 Breast**

1980 Lisa Nencioni - 16th - HM  
1982 Sharon Spuler - 7th  
1989 Danielle Van Dyke - 10th - HM  
1996 Samantha White - 13th- HM  
1997 Samantha White - 9th - HM  
2004 Emma Dutton - 8th  
2006 Lauren Brick - 8th  
2007 Lauren Brick - 5th

### **200 Breast**

1989 Danielle Van Dyke - 10th - HM  
2004 Emma Dutton - 8th

### **200 IM**

1982 Sonya Booth - 13th HM  
Lisa Nencioni - 15th- HM  
1997 Anne Blachford - 13th - HM

### **400 IM**

1978 Terri Miller - 11th - HM  
1984 Sara Linke - 13th - HM  
2014 Julia Henkel - 16th - HM

### **1-Meter Springboard**

1985 Wendy Fuller - 15th - HM  
2002 Chelsie Lerew - 14th- HM  
2004 Tiffany Manning - 10th - HM  
2005 Courtney McCLOW - 10th - HM  
2015 Katrina Young - 8th

### **3-Meter Springboard**

2004 Tiffany Manning - 9th - HM

### **Platform**

2002 Tiffany Manning - 7th  
2003 Tiffany Manning - 10th - HM  
2004 Tiffany Manning - 5th  
Taryn Ignacio - 15th - HM  
2005 Courtney McCLOW - 13th - HM  
2008 Aleia Monden - 11th- HM  
2012 Katrina Young - 4th



**Men's**

**1951** Roger Slater 1M Diving - 6th, 3M Diving- 10th (HM)  
**1954** Ernest Stock 100 Breast - 4th  
**1958** Robert Weber 1M Diving - 15th (HM), 3M Diving -15th (HM)  
**1959** Curt Genders 1M Diving - 7th, 3M Diving - 11th (HM)  
 Buck Hiles 440 Free - 6th  
 Robert Weber 1M Diving - 8th, 3M Diving - 10th (HM)  
**1960** Curt Genders 1M Diving - 9th (HM), 3M Diving - 14th(HM)  
 Robert Weber 1M Diving - 10th (HM), 3M Diving - 12th (HM)  
 Paul Thompson 220 Free - 12th (HM), 440 Free - 15th(HM)  
**1961** Curt Genders 1M Diving - 1st, 3M Diving  
 Buck Hiles 100 Fly - 6th  
**1962** Paul Thompson 220 Free, 440 Free  
**1969** Phil Boggs 3M Diving - 4th  
**1970** Phil Boggs 1M Diving - 4th, 3M Diving - 9th (HM)  
 Dean Jerger 50 Free  
**1971** Phil Boggs 1M Diving\* - 1st, 3M Diving  
**1978** Steve Allbritton 50 Free - 6th  
**1979** Kevin Connell 200 Breast - 15th (HM)  
**1985** Dan Akre 200 Breast - 13th (HM)  
 Mike Kowalski 100 Back - 9th (HM)  
**1986** Mike Kowalski 100 Back - 8th  
**1991** Paul Spray 1M Diving - 12th  
 Craig Zettle 100 Breast - 13th (HM)  
**1992** Paul Spray 1M Diving - 5th  
 Craig Zettle 100 Breast  
**1994** Ignacio Merino 100 Fly - 13th (HM)  
**1995** Rob Brakins 200 Back - 8th  
 Ignacio Merino 200 Fly - 13th (HM)  
**1996** Brendon Dedekind 50 Free - 9th (HM)  
 Chip Haberstroh 400 IM - 10th (HM)  
 Stephen Parry 200 Fly - 10th (HM)  
**1997** Brendon Dedekind 50 Free - 3rd, 100 Free - 4th,  
 100 Breast - 5th  
 Stephen Parry 100 Fly - 9th (HM), 200 Fly\*- 1st  
**1998** Brendon Dedekind 50 Free\*- 1st, 100 Breast - 5th  
 100 Free - 4th  
 Stephen Parry 200 Fly - 4th, 200 Free - 14th (HM)  
**1999** Brendon Dedekind 100 Breast\* - 1st, 50 Free - 2nd,  
 100 Free - 10th (HM)  
 Stephen Parry 100 Fly - 14th (HM), 100 Back - 11th  
 (HM), 200 Fly - 3rd  
 Julio Santos 50 Free - 15th (HM)  
 Brett Peterson 100 Breast - 14th (HM)  
**2003** Louis Gagnet 3M Diving - 9th (HM)  
**2006** Steve Roof 1650 Free - 15th (HM)  
**2007** Terry Horner 1M Diving\*- 1st, 3M Diving - 8th  
 Kyle Young 1650 Free - 7th, 500 Free (HM)  
 Steve Roof 1650 Free - 11th (HM)  
**2008** Scott Baker 50 Free - 7th  
 Terry Horner 1M Diving - 3rd, 3M Diving - 16th (HM)  
 Nick Graves 1650 Free - 10th(HM)  
 Ian Rowe 1650 Free - 14th (HM)  
**2009** Terry Horner 3M Diving - 5th, 1M Diving - 11th (HM)  
 Andy Hodgson 200 Back - 13th (HM)  
**2010** Terry Horner 1M Diving - 2nd, 3M Diving - 5th  
 Andy Hodgson 200 Back - 11th (HM)  
 Rob Holderness 200 Breast - 9th (HM)  
 Landon Marzullo 1M Diving - 15th (HM),  
 3M Diving - 15th (HM)

**2011** Rob Holderness 200 Breast - 7th  
 Landon Marzullo 3M Diving - 7th, 1M Diving - 15th (HM)  
 Mike Neubacher Platform - 11th (HM)  
**2012** Mateo De Angulo 1650 Free- 7th, 500 Free - 10th (HM)  
**2013** Tom Neubacher 1M Diving - 7th , Platform - 15th (HM)  
 Pavel Sankovich 200 IM - 16th (HM), 100 Back - 11th (HM)  
 Mark Weber 50 Free - 14th (HM)  
**2014** Pavel Sankovich 100 fly - 2nd, 100 back - 8th  
 Paul Murray 50 free - 6th  
 Connor Knight 200 fly - 9th (HM)  
**2015** Jason Coombs 100 breast - 9th (HM)  
 Connor Knight 100 fly - 16th (HM)  
 200 fly - 9th (HM)  
 Tyler Roberge 1-meter - 16th (HM)  
**2016** Dylan Grisell Platform - 7th

**200 Free Relay**

**1996** - Brendon Dedekind, Eduardo Coelho, John Haynes, Matt McVittie (HM) - 9th  
**1997** - Brendon Dedekind, Eduardo Coelho, Matt McVittie, Rob Braknis (HM) - 7th  
**1998** - Kevin Flanagan, Brendon Dedekind, Matt McVittie, Julio Santos - 7th  
**1999** - Brendon Dedekind, Julio Santos, Kevin Flanagan, Matt McVittie - 6th  
**2006** - Joel Roycik, Alex Kennon, Ed Denton, Jarryd Botha (HM) - 15th  
**2012** - Paul Murray, Trice Bailey, David Sanders, Mark Weber (HM) - 9th

**400 Free Relay**

**1996** - Brendon Dedekind, Eduardo Coelho, Matt McVittie, John Haynes (HM)- 9th  
**1997** - Brendon Dedekind, Eduardo Coelho, Matt McVittie, Stephen Parry (HM)- 11th  
**1998** - Matt McVittie, Julio Santos, Brendon Dedekind, Stephen Parry- 7th  
**1999** - Matt McVittie, Brandon Dedekind, Kevin Flanagan, Stephen Parry (HM)- 10th  
**2006** - Stephan Connor, Joel Roycik, Alex Kennon, Ed Denton (HM)- 14th  
**2009**- Jarryd Botha, Ed Denton, Jimmy Holway, Andy Hodgson (HM)- 12th  
**2012**- Paul Murray, Trice Bailey, David Sanders, Mark Weber- 7th

**800 Free Relay**

**1974** - John Hegert, Bob Horne, Steve Meisel, Cliff Schlak - 14th  
**1976** - Larry Brown, Steve Meisel, Mike Gratton, Cliff Schlak - 14th  
**1990** - Vance Tankersly, Dieter Holtz, Scott Mundell, Charlie Rose (HM) - 16th  
**1991** - Jose Gutierrez, Dieter Hotlz, Scott Mundell, Charlie Rose (HM)- 12th  
**1997** - Brendon Dedekind, Stephen Parry, Darren Milun, Matt McVittie (HM) - 16th  
**1999** - Matt McVittie, Nelson Mora, Julio Santos, Stephen Parry (HM)- 16th  
**2005** - Thomas Bishop, Billy Jamerson, Steve Roof, Kyle Young (HM)- 16th  
**2007** - Kyle Young, Alex Kennon, Ed Denton, Steve Roof - 15th (HM)  
**2009**- Kyle Young, Andy Hodgson, Stephen Pendleton, Robby Hayes (HM) - 16th

## **200 Medley Relay**

**1995** - Rob Braknis, Ignacio Merino, Dustin Bengston, Eduardo Coelho (HM) - 16th

**1996** - Erick Schlichenmaier, Tim Welsch, Nea-Kuan Chia, Brendon Dedekind, (HM)

**1997** - Rob Braknis, Brett Peterson, Stephen Parry, Brendon Dedekind - 7th

**1998** - Brett Peterson, Brendon Dedekind, Stephen Parry, Julio Santos - 8th

**2013**- Pavel Sankovich, Jared Pike, Mark Weber, Paul Murray (HM) - 10th

**2014** - Pavel Sankovich, Jared Pike, Connor Knight, Paul Murray - 4th

## **400 Medley Relay**

**1995** - Robert Braknis, Ignacio Merino, Dustin Bengston, Eduardo Coelho (HM) - 16th

**1997** - Rob Braknis, Brett Peterson, Stephen Parry, Brendon Dedekind - 7th

**1999** - Stephen Parry, Brett Peterson, Keam Ang, Brendon Dedekind - 10th

**2014** - Pavel Sankovich, Jared Pike, Connor Knight, Paul Murray - 6th

**\* - National Champions (HM) - Honorable Mention(HM) - Honorable Mention**

### **50 free**

1970 Dean Jerger  
1978 Steve Allbritton - 6th  
1996 Brendon Dedekind - 9th - HM  
1997 Brendon Dedekind - 3rd  
1998 Brendon Dedekind - 1st  
1999 Brendon Dedekind- 2nd  
Julio Santos - 15th - HM  
2008 Scott Baker - 7th  
2013 Mark Weber - 14th - HM  
2014 Paul Murray - 7th

### **100 free**

1998 Brendon Dedekind - 4th  
1999 Brendon Dedekind - 10th - HM

### **200 free**

1998 Stephen Parry - 14th - HM

### **500 free**

2007 Kyle Young - (HM)  
2012 Mateo De Angulo - 10th (HM)

### **1650 free**

2006 Steve Roof - 15th (HM)  
2007 Kyle Young- 7th  
Steve Roof - 11th (HM)  
2008 Nick Graves - 10th (HM)  
Ian Rowe - 14th (HM)  
2012 Mateo De Angulo - 7th

### **100 back**

1985 Mike Kowalski - 9th (HM)  
1986 Mike Kowalski - 8th  
1999 Stephen Parry - 11th (HM)  
2013 Pavel Sankovich - 11th (HM)  
2014 Pavel Sankovich - 8th

### **200 back**

1995 Rob Brankis - 8th  
2009 Andy Hodgson - 13th (HM)  
2010 Andy Hodgson - 11th (HM)

### **100 fly**

1961 Buck Hiles - 6th  
1994 Ignacio Merino -13th (HM)  
1997 Stephen Parry - 9th (HM)  
1999 Stephen Parry - 14th (HM)  
2014 Pavel Sankovich - 2nd  
2015 Connor Knight - 16th (HM)

### **200 fly**

1995 Ignacio Merino - 13th (HM)  
1996 Stephen Parry - 10th (HM)  
1997 Stephen Parry - 1st  
1998 Stephen Parry - 4th  
1999 Stephen Parry - 3rd  
2014 Connor Knight - 9th (HM)  
2015 Connor Knight - 9th (HM)

### **100 breast**

1954 Ernest Stock - 4th  
1991 Craig Zettle - 13th (HM)  
1992 Craig Zettle  
1997 Brendon Dedekind- 5th  
1998 Brendon Dedekind - 5th  
1999 Brendon Dedekind - 1st  
Brett Peterson - 14th (HM)  
2015 Jason Coombs - 9th (HM)

### **200 breast**

1979 Kevin Connell - 15th (HM)

1985 Dan Akre - 13th (HM)  
2010 Rob Holderness - 9th (HM)  
2011 Rob Holderness - 7th

### **200 IM**

2013 Pavel Sankovich - 16th (HM)

### **400 IM**

1996 Chip Haberstroth - 10th (HM)

### **1-meter diving**


1951 Roger Slater - 6th  
1958 Robert Weber - 15th (HM)  
1959 Curt Genders - 7th  
Robert Weber - 8th  
1960 Curt Genders - 9th (HM)  
Robert Weber - 10th (HM)  
1961 Curt Genders - 1st  
1970 Phil Boggs - 4th  
1971 Phil Boggs - 1st  
1991 Paul Spary - 12th (HM)  
1992 Paul Spray - 5th  
2007 Terry Horner -1st  
2008 Terry Horner -3rd  
2009 Terry Horner - 11th  
2010 Terry Horner - 2nd  
Landon Marzullo - 15th (HM)  
2011 Landon Marzullo - 15th (HM)  
2013 Tom Neubacher - 7th  
2015 Tyler Roberge - 16th (HM)

### **3-meter diving**

1951 Roger Slater - 10th (HM)  
1958 Robert Weber - 15th (HM)  
1959 Curt Genders - 11th (HM)  
Robert Weber - 10th (HM)  
1960 Curt Genders - 14th (HM)  
Robert Weber - 12th (HM)  
1961 Curt Genders  
1969 Phil Boggs - 4th  
1970 Phil Boggs - 9th (HM)  
1971 Phil Boggs  
2007 Terry Horner -8th  
2008 Terry Horner - 16th (HM)  
2009 Terry Horner - 5th  
2010 Terry Horner - 5th  
Landon Marzullo - 15th (HM)  
2011 Landon Marzullo - 7th

### **Platform**

2011 Mike Neubacher - 11th (HM)  
2013 Tom Neubacher - 15th (HM)  
2016 Dylan Grisell - 7th



**Brendon Dedekind - National Champion - 50 Free - 1998, 100 Breast-1999**



**Stephen Parry - National Champion - 200 Fly - 1997**



**Terry Horner - National Champion - 1-Meter Diving - 2007**



**Phil Boggs - National Champion- 1-Meter Diving - 1971**

# WOMEN'S ALL-TIME SERIES

| School                | W  | L  | T | Pct.  |
|-----------------------|----|----|---|-------|
| Alabama               | 10 | 9  | 0 | .526  |
| Arizona               | 0  | 1  | 0 | .000  |
| Arkansas              | 2  | 1  | 0 | .667  |
| Army                  | 2  | 0  | 0 | 1.000 |
| Auburn                | 3  | 14 | 0 | .176  |
| Boston College        | 1  | 0  | 0 | 1.000 |
| Brigham Young         | 1  | 0  | 0 | 1.000 |
| Brenau College        | 5  | 1  | 0 | .833  |
| Brevard CC            | 1  | 0  | 0 | 1.000 |
| California            | 0  | 1  | 0 | .000  |
| Charleston College    | 1  | 0  | 0 | 1.000 |
| Cincinnati            | 0  | 1  | 0 | .000  |
| Clemson               | 10 | 4  | 1 | .714  |
| Colorado State        | 1  | 0  | 0 | 1.000 |
| Daytona Beach CC      | 6  | 0  | 0 | 1.000 |
| Duke                  | 3  | 1  | 0 | .750  |
| East Carolina         | 1  | 0  | 0 | 1.000 |
| Emory                 | 1  | 0  | 0 | 1.000 |
| Florida               | 3  | 38 | 0 | .073  |
| Florida A&M           | 12 | 0  | 0 | 1.000 |
| Florida Atlantic      | 28 | 0  | 0 | 1.000 |
| Florida Gulf Coast    | 7  | 2  | 0 | .777  |
| Florida International | 10 | 0  | 0 | 1.000 |
| Florida Southern      | 3  | 0  | 0 | 1.000 |
| Furman                | 1  | 0  | 0 | 1.000 |
| Georgia               | 6  | 8  | 0 | .429  |
| Georgia Southern      | 6  | 1  | 0 | .857  |
| Georgia State         | 2  | 0  | 0 | 1.000 |
| Georgia Tech          | 12 | 1  | 0 | .923  |
| Harvard               | 1  | 1  | 0 | .500  |
| Houston               | 0  | 1  | 0 | .000  |
| Howard                | 1  | 0  | 0 | 1.000 |
| Indian River SC       | 23 | 3  | 0 | .885  |
| James Madison         | 2  | 0  | 0 | 1.000 |
| UL-Monroe             | 6  | 0  | 0 | 1.000 |
| Louisiana State       | 10 | 16 | 0 | .385  |
| Louisville            | 0  | 2  | 0 | .000  |
| Maryland              | 6  | 1  | 0 | .857  |
| Maryland-BCo.         | 1  | 0  | 0 | 1.000 |
| Miami                 | 26 | 11 | 0 | .703  |
| Miami (OH)            | 1  | 0  | 0 | 1.000 |
| Michigan              | 1  | 1  | 0 | .500  |
| Michigan State        | 2  | 0  | 0 | 1.000 |
| Minnesota             | 0  | 2  | 0 | .000  |
| Miss. Women's College | 2  | 0  | 0 | 1.000 |
| Nebraska              | 3  | 0  | 0 | 1.000 |
| New Orleans           | 3  | 0  | 0 | 1.000 |
| UNLV                  | 1  | 0  | 0 | 1.000 |
| North Carolina        | 0  | 6  | 0 | .000  |
| UNC-Wilmington        | 9  | 0  | 0 | 1.000 |
| NC State              | 17 | 4  | 0 | .809  |
| North Florida         | 7  | 0  | 0 | 1.000 |
| Notre Dame            | 1  | 0  | 0 | 1.000 |
| Nova Southeastern     | 1  | 0  | 0 | 1.000 |
| Ohio State            | 1  | 0  | 0 | 1.000 |
| Oklahoma State        | 1  | 0  | 0 | 1.000 |
| Pacific               | 1  | 0  | 0 | 1.000 |
| Penn State            | 0  | 1  | 0 | .000  |
| Queens Univ.          | 1  | 0  | 0 | 1.000 |
| Rice                  | 1  | 0  | 0 | 1.000 |
| Savannah College A&S  | 1  | 0  | 0 | 1.000 |
| South Carolina        | 7  | 4  | 1 | .636  |

| School               | W  | L | T | Pct.  |
|----------------------|----|---|---|-------|
| South Florida        | 11 | 1 | 0 | .917  |
| Southern Illinois    | 1  | 0 | 0 | 1.000 |
| Southern Mississippi | 2  | 0 | 0 | 1.000 |
| Tampa                | 8  | 0 | 0 | 1.000 |
| Tennessee            | 2  | 0 | 0 | 1.000 |
| Texas                | 0  | 1 | 0 | .000  |
| Texas A&M            | 0  | 1 | 0 | .000  |
| TCU                  | 1  | 0 | 0 | 1.000 |
| Truman State         | 1  | 0 | 0 | 1.000 |
| Tulane               | 8  | 0 | 0 | 1.000 |
| Utah                 | 1  | 0 | 0 | 1.000 |
| Vanderbilt           | 2  | 0 | 0 | 1.000 |
| Villanova            | 1  | 0 | 0 | 1.000 |
| Virginia             | 0  | 7 | 0 | .000  |
| Virginia Tech        | 5  | 1 | 0 | .833  |
| Washington State     | 2  | 0 | 0 | 1.000 |
| West Florida         | 2  | 0 | 0 | 1.000 |
| West Virginia        | 1  | 0 | 0 | 1.000 |
| Wisconsin            | 1  | 0 | 0 | .000  |
| William & Mary       | 1  | 0 | 0 | 1.000 |

**Total**                      **324**    **147**    **2**            **.685**



**Kaitlyn Dressel**



**The 2006 ACC Championship Team**

# MEN'S ALL-TIME SERIES

| School               | W  | L  | T | Pct.  |
|----------------------|----|----|---|-------|
| Alabama              | 12 | 11 | 0 | .521  |
| Arizona              | 0  | 1  | 0 | .000  |
| Arkansas             | 0  | 1  | 0 | .000  |
| Army                 | 2  | 0  | 0 | 1.000 |
| Auburn               | 0  | 19 | 0 | .000  |
| Bethany              | 1  | 0  | 0 | 1.000 |
| Birmingham Southern  | 1  | 0  | 0 | 1.000 |
| Boston College       | 1  | 0  | 0 | 1.000 |
| Bowling Green        | 2  | 0  | 0 | 1.000 |
| Brevard CC           | 1  | 0  | 0 | 1.000 |
| Brigham Young        | 0  | 1  | 0 | .000  |
| California           | 0  | 1  | 0 | .000  |
| Cincinnati           | 0  | 1  | 0 | .000  |
| Clemson              | 15 | 4  | 0 | .789  |
| Daytona Beach CC     | 5  | 0  | 0 | 1.000 |
| Darton               | 1  | 0  | 0 | 1.000 |
| Drexel               | 1  | 0  | 0 | 1.000 |
| Duke                 | 4  | 1  | 0 | .800  |
| East Carolina        | 13 | 1  | 0 | .929  |
| Emory                | 12 | 1  | 0 | .923  |
| Evansville           | 4  | 0  | 0 | 1.000 |
| Florida              | 24 | 55 | 1 | .303  |
| Florida A&M          | 12 | 0  | 0 | 1.000 |
| Florida Atlantic     | 21 | 0  | 0 | 1.000 |
| Florida Southern     | 3  | 0  | 0 | 1.000 |
| Furman               | 2  | 0  | 0 | 1.000 |
| Georgia              | 39 | 12 | 1 | .765  |
| Georgia Southern     | 6  | 0  | 0 | 1.000 |
| Georgia State        | 2  | 0  | 0 | 1.000 |
| Georgia Tech         | 36 | 2  | 0 | .947  |
| Harvard              | 1  | 1  | 0 | .500  |
| Howard               | 1  | 0  | 0 | 1.000 |
| Indian River SC      | 23 | 1  | 0 | .958  |
| Jacksonville Navy    | 4  | 0  | 0 | 1.000 |
| James Madison        | 2  | 0  | 0 | 1.000 |
| Kentucky             | 4  | 0  | 0 | 1.000 |
| LaSalle              | 1  | 0  | 0 | 1.000 |
| Louisiana State      | 15 | 11 | 0 | .577  |
| UL-Monroe            | 6  | 0  | 0 | 1.000 |
| Louisville           | 2  | 2  | 0 | .500  |
| Maryland             | 7  | 0  | 0 | 1.000 |
| Maryland-BCo.        | 1  | 0  | 0 | 1.000 |
| Miami                | 30 | 15 | 0 | .667  |
| Miami (OH)           | 2  | 0  | 0 | 1.000 |
| Minnesota            | 1  | 0  | 0 | 1.000 |
| UNLV                 | 1  | 0  | 0 | 1.000 |
| NW Louisiana         | 1  | 0  | 0 | 1.000 |
| North Carolina       | 11 | 8  | 0 | .579  |
| North Carolina St.   | 11 | 14 | 0 | .444  |
| UNC-Wilmington       | 8  | 0  | 0 | 1.000 |
| Notre Dame           | 1  | 0  | 0 | 1.000 |
| Nova Southeastern    | 1  | 0  | 0 | 1.000 |
| Oberlin              | 1  | 0  | 0 | 1.000 |
| Queens Univ.         | 1  | 0  | 0 | 1.000 |
| Pacific              | 1  | 0  | 0 | 1.000 |
| Penn State           | 1  | 0  | 0 | 1.000 |
| Pensacola Navy       | 2  | 2  | 0 | .500  |
| Rice                 | 3  | 0  | 0 | 1.000 |
| Rutgers              | 1  | 0  | 0 | .000  |
| St. Bonaventure      | 1  | 0  | 0 | 1.000 |
| Savannah College A&S | 1  | 0  | 0 | 1.000 |
| Sewanee              | 4  | 0  | 0 | 1.000 |

| School               | W          | L          | T        | Pct.        |
|----------------------|------------|------------|----------|-------------|
| South Carolina       | 13         | 9          | 0        | .591        |
| Southern Illinois    | 0          | 2          | 0        | .000        |
| SMU                  | 2          | 6          | 0        | .250        |
| Southern Mississippi | 2          | 0          | 0        | 1.000       |
| Tampa                | 7          | 1          | 0        | .875        |
| Tennessee            | 0          | 4          | 0        | .000        |
| Texas A&M            | 8          | 2          | 0        | .800        |
| TCU                  | 1          | 0          | 0        | 1.000       |
| Truman State         | 1          | 0          | 0        | 1.000       |
| Tulane               | 19         | 5          | 0        | .792        |
| Utah                 | 1          | 0          | 0        | .000        |
| Vanderbilt           | 1          | 0          | 0        | 1.000       |
| Villanova            | 1          | 0          | 0        | 1.000       |
| Virginia             | 2          | 5          | 0        | .286        |
| Virginia Tech        | 4          | 2          | 0        | .667        |
| Wake Forest          | 1          | 0          | 0        | 1.000       |
| West Virginia        | 1          | 0          | 0        | 1.000       |
| William & Mary       | 1          | 0          | 0        | 1.000       |
| Wisconsin            | 0          | 1          | 0        | .000        |
| <b>Totals</b>        | <b>435</b> | <b>201</b> | <b>2</b> | <b>.684</b> |



Mark Weber



Scott Derner and Dan Frebel

# COACHING RECORDS

## Women's

### Under Terry Maul

|              | W          | L         | T        | Pct.        |
|--------------|------------|-----------|----------|-------------|
| 1976         | 2          | 4         | 0        | .333        |
| 1977         | 8          | 4         | 0        | .667        |
| 1978         | 6          | 3         | 0        | .667        |
| 1979         | 10         | 2         | 0        | .833        |
| 1980         | 9          | 3         | 1        | .692        |
| 1981         | 11         | 1         | 0        | .917        |
| 1982         | 6          | 2         | 0        | .750        |
| 1983         | 6          | 3         | 0        | .667        |
| 1984         | 7          | 2         | 1        | .700        |
| 1985         | 3          | 6         | 0        | .333        |
| 1986         | 7          | 5         | 0        | .583        |
| 1987         | 7          | 4         | 0        | .636        |
| 1988         | 9          | 3         | 0        | .750        |
| 1989         | 8          | 5         | 0        | .615        |
| 1990         | 10         | 5         | 0        | .667        |
| 1991         | 3          | 5         | 0        | .538        |
| 1992         | 7          | 6         | 0        | .545        |
| 1993         | 6          | 5         | 0        | .545        |
| <b>Total</b> | <b>125</b> | <b>68</b> | <b>2</b> | <b>.641</b> |

### Under Don Gibb

| Year         | W         | L         | T        | Pct.        |
|--------------|-----------|-----------|----------|-------------|
| 1994         | 6         | 5         | 0        | .546        |
| 1995         | 3         | 7         | 0        | .300        |
| 1996         | 4         | 5         | 0        | .444        |
| 1997         | 5         | 5         | 0        | .500        |
| 1998         | 5         | 2         | 0        | .714        |
| 1999         | 4         | 4         | 0        | .500        |
| <b>Total</b> | <b>27</b> | <b>28</b> | <b>0</b> | <b>.491</b> |

### Under Neil Harper

|              |            |           |          |             |
|--------------|------------|-----------|----------|-------------|
| 2000         | 9          | 4         | 0        | .692        |
| 2001         | 8          | 5         | 0        | .615        |
| 2002         | 14         | 2         | 0        | .875        |
| 2003         | 12         | 2         | 0        | .857        |
| 2004         | 15         | 2         | 0        | .882        |
| 2005         | 13         | 4         | 0        | .764        |
| 2006         | 13         | 2         | 0        | .867        |
| 2007         | 9          | 1         | 0        | .900        |
| 2008         | 17         | 3         | 0        | .809        |
| 2009         | 7          | 7         | 0        | .500        |
| 2010         | 8          | 3         | 0        | .727        |
| 2011         | 10         | 1         | 0        | .909        |
| 2012         | 11         | 1         | 0        | .917        |
| 2013         | 13         | 1         | 0        | .929        |
| <b>Total</b> | <b>159</b> | <b>38</b> | <b>0</b> | <b>.807</b> |

### Under Frank Bradley

|              |           |           |          |             |
|--------------|-----------|-----------|----------|-------------|
| 2014         | 7         | 2         | 0        | .778        |
| 2015         | 1         | 4         | 0        | .200        |
| 2016         | 5         | 8         | 0        | .385        |
| <b>Total</b> | <b>13</b> | <b>14</b> | <b>0</b> | <b>.481</b> |

## Men's

|               | W          | L         | T        | Pct.        |
|---------------|------------|-----------|----------|-------------|
| 1949          | 3          | 5         | 0        | .375        |
| 1950          | 7          | 2         | 0        | .778        |
| 1951          | 7          | 0         | 0        | 1.000       |
| 1952          | 5          | 2         | 1        | .688        |
| 1953          | 7          | 1         | 0        | .875        |
| 1954          | 9          | 0         | 0        | 1.000       |
| 1955          | 6          | 0         | 0        | 1.000       |
| 1956          | 9          | 2         | 0        | .818        |
| 1957          | 9          | 3         | 0        | .750        |
| 1958          | 10         | 1         | 1        | .875        |
| 1959          | 8          | 1         | 0        | .889        |
| 1960          | 10         | 0         | 0        | 1.000       |
| 1961          | 9          | 1         | 0        | .900        |
| 1962          | 11         | 1         | 0        | .917        |
| 1963          | 6          | 3         | 0        | .667        |
| 1964          | 7          | 0         | 0        | 1.000       |
| 1965          | 9          | 0         | 0        | 1.000       |
| 1966          | 7          | 1         | 0        | .875        |
| 1967          | 9          | 2         | 0        | .818        |
| 1968          | 4          | 4         | 0        | .500        |
| 1969          | 8          | 2         | 0        | .800        |
| 1970          | 8          | 3         | 0        | .727        |
| 1971          | 8          | 3         | 0        | .727        |
| 1972          | 4          | 6         | 0        | .400        |
| 1973          | 5          | 5         | 0        | .500        |
| <b>Totals</b> | <b>185</b> | <b>48</b> | <b>2</b> | <b>.761</b> |

### Under Terry Carlisle

|               |           |           |          |             |
|---------------|-----------|-----------|----------|-------------|
| 1974          | 4         | 5         | 0        | .444        |
| 1975          | 5         | 4         | 0        | .556        |
| 1976          | 6         | 3         | 0        | .667        |
| 1977          | 5         | 5         | 0        | .500        |
| <b>Totals</b> | <b>20</b> | <b>17</b> | <b>0</b> | <b>.541</b> |

### Under John Stafford

|               |           |           |          |             |
|---------------|-----------|-----------|----------|-------------|
| 1978          | 9         | 2         | 0        | .818        |
| 1979          | 6         | 2         | 0        | .750        |
| 1980          | 5         | 5         | 0        | .500        |
| 1981          | 4         | 5         | 0        | .444        |
| 1982          | 6         | 2         | 0        | .750        |
| <b>Totals</b> | <b>30</b> | <b>16</b> | <b>0</b> | <b>.652</b> |

### Under Bill Shults

|               |           |           |          |             |
|---------------|-----------|-----------|----------|-------------|
| 1983          | 5         | 3         | 0        | .625        |
| 1984          | 3         | 9         | 0        | .250        |
| 1985          | 4         | 4         | 0        | .500        |
| 1986          | 8         | 5         | 0        | .615        |
| <b>Totals</b> | <b>20</b> | <b>21</b> | <b>0</b> | <b>.488</b> |

### Under Bill Shults & Terry Maul

|               |           |           |          |             |
|---------------|-----------|-----------|----------|-------------|
| 1987          | 7         | 4         | 0        | .636        |
| 1988          | 8         | 3         | 0        | .727        |
| 1989          | 5         | 5         | 0        | .500        |
| 1990          | 7         | 4         | 0        | .636        |
| <b>Totals</b> | <b>27</b> | <b>16</b> | <b>0</b> | <b>.628</b> |

## Under Terry Maul

|               |           |           |          |             |
|---------------|-----------|-----------|----------|-------------|
| 1991          | 4         | 2         | 0        | .667        |
| 1992          | 10        | 4         | 0        | .714        |
| 1993          | 8         | 4         | 0        | .667        |
| <b>Totals</b> | <b>22</b> | <b>10</b> | <b>0</b> | <b>.688</b> |

### Under Don Gibb

|               |           |           |          |             |
|---------------|-----------|-----------|----------|-------------|
| 1994          | 6         | 6         | 0        | .500        |
| 1995          | 4         | 6         | 0        | .400        |
| 1996          | 5         | 4         | 0        | .556        |
| 1997          | 10        | 0         | 0        | 1.000       |
| 1998          | 6         | 1         | 0        | .857        |
| 1999          | 6         | 1         | 0        | .857        |
| <b>Totals</b> | <b>37</b> | <b>18</b> | <b>0</b> | <b>.673</b> |

### Under Neil Harper

|               |            |           |          |             |
|---------------|------------|-----------|----------|-------------|
| 2000          | 7          | 4         | 0        | .636        |
| 2001          | 6          | 7         | 0        | .462        |
| 2002          | 10         | 3         | 0        | .769        |
| 2003          | 11         | 2         | 0        | .846        |
| 2004          | 9          | 3         | 0        | .750        |
| 2005          | 10         | 3         | 0        | .769        |
| 2006          | 9          | 3         | 0        | .750        |
| 2007          | 6          | 2         | 0        | .750        |
| 2008          | 10         | 5         | 0        | .667        |
| 2009          | 7          | 4         | 0        | .636        |
| 2010          | 6          | 2         | 0        | .750        |
| 2011          | 7          | 2         | 0        | .778        |
| 2012          | 6          | 3         | 0        | .667        |
| 2013          | 8          | 2         | 0        | .800        |
| <b>Totals</b> | <b>112</b> | <b>45</b> | <b>0</b> | <b>.713</b> |

### Under Frank Bradley

|               |          |           |          |             |
|---------------|----------|-----------|----------|-------------|
| 2014          | 4        | 1         | 0        | .800        |
| 2015          | 1        | 3         | 0        | .250        |
| 2016          | 4        | 6         | 0        | .400        |
| <b>Totals</b> | <b>9</b> | <b>10</b> | <b>0</b> | <b>.473</b> |

# WOMEN'S ALL-TIME TOP 10

## Women

### 50 Freestyle

|                       |              |             |
|-----------------------|--------------|-------------|
| 1. Tiffany Oliver     | 22.02        | 2014        |
| 2. Kaitlyn Dressel    | 22.27        | 2014        |
| 3. Christy Cech       | 22.54        | 2001        |
| 4. <b>Alexi Smith</b> | <b>22.63</b> | <b>2015</b> |
| 5. Emma Dutton        | 22.64        | 2004        |
| 6. Christie Raleigh   | 22.67        | 2007        |
| 7. Brittany Selts     | 22.74        | 2010        |
| 8. Carrie Ellis       | 22.76        | 2006        |
| 9. Laurie Lehner      | 22.77        | 1982        |
| 10. Grace Hoffman     | 22.78        | 2013        |

### 100 Freestyle

|                       |              |             |
|-----------------------|--------------|-------------|
| 1. Tiffany Oliver     | 48.19        | 2013        |
| 2. Kaitlyn Dressel    | 48.25        | 2015        |
| 3. Carrie Ellis       | 49.32        | 2006        |
| 4. Christy Cech       | 49.36        | 2001        |
| 5. Christie Raleigh   | 49.56        | 2007        |
| 6. Sami Pochowski     | 49.57        | 2015        |
| 7. <b>Alexi Smith</b> | <b>49.61</b> | <b>2014</b> |
| 8. Stevi Steinhauer   | 49.98        | 2009        |
| 9. Abbie King         | 50.01        | 2008        |
| 9. Laurie Lehner      | 50.01        | 1982        |

### 200 Freestyle

|                     |         |      |
|---------------------|---------|------|
| 1. Kaitlyn Dressel  | 1:45.13 | 2015 |
| 2. Madison Jacobi   | 1:46.57 | 2014 |
| 3. Sami Pochowski   | 1:46.84 | 2015 |
| 3. Tiffany Oliver   | 1:46.72 | 2012 |
| 4. Jocelyn Phillips | 1:46.76 | 2009 |
| 5. Holly Mills      | 1:47.70 | 2010 |
| 6. Josie Cuda       | 1:48.12 | 2015 |
| 7. Tanya Gurr       | 1:48.14 | 2000 |
| 8. Christy Cech     | 1:48.45 | 2001 |
| 9. Romy Altmann     | 1:48.67 | 2006 |
| 10. Julia Henkel    | 1:48.74 | 2010 |

### 500 Freestyle

|                        |                |             |
|------------------------|----------------|-------------|
| 1. Madison Jacobi      | 4:37.77        | 2014        |
| 2. Charlotte Broadbent | 4:42.92        | 2011        |
| 3. Caroline Smith      | 4:45.69        | 2010        |
| 4. Sara Linke          | 4:45.80        | 1984        |
| 5. Marissa Harrington  | 4:46.41        | 2010        |
| 6. Julia Henkel        | 4:47.81        | 2013        |
| 7. Josie Cuda          | 4:48.10        | 2014        |
| 8. <b>Summer Finke</b> | <b>4:48.37</b> | <b>2015</b> |
| 9. Jocelyn Phillips    | 4:49.28        | 2008        |
| 10. Lisa How           | 4:49.56        | 2004        |

### 1000 Freestyle

|                        |          |      |
|------------------------|----------|------|
| 1. Madison Jacobi      | 9:40.82  | 2014 |
| 2. Summer Finke        | 9:50.20  | 2016 |
| 3. Marissa Harrington  | 9:50.77  | 2010 |
| 4. Charlotte Broadbent | 9:51.42  | 2010 |
| 5. Caroline Smith      | 9:55.42  | 2010 |
| 6. Corey Allison       | 9:57.95  | 2010 |
| 7. Jen Guyler          | 9:58.06  | 2006 |
| 8. Holly Mills         | 10:01.11 | 2009 |

|                   |          |      |
|-------------------|----------|------|
| 9. Missy Connolly | 10:01.62 | 1990 |
| 10. Sara Linke    | 10:03.17 | 1984 |

### 1650 Freestyle

|                        |          |      |
|------------------------|----------|------|
| 1. Madison Jacobi      | 16:01.09 | 2014 |
| 2. Charlotte Broadbent | 16:16.44 | 2010 |
| 3. Summer Finke        | 16:15.07 | 2016 |
| 4. Marissa Harrington  | 16:16.65 | 2010 |
| 5. Caroline Smith      | 16:34.86 | 2010 |
| 6. Julia Henkel        | 16:35.37 | 2012 |
| 7. Holly Mills         | 16:37.59 | 2009 |
| 8. Missy Connolly      | 16:39.79 | 1990 |
| 9. Rachel Harrington   | 16:44.39 | 2012 |
| 10. Corey Allison      | 16:45.38 | 2012 |

### 100 Breaststroke

|                          |                |             |
|--------------------------|----------------|-------------|
| 1. Sami Pochowski        | 1:00.49        | 2015        |
| 2. Lauren Brick          | 1:00.51        | 2007        |
| 3. <b>Natalie Pierce</b> | <b>1:00.70</b> | <b>2016</b> |
| 4. Emma Dutton           | 1:00.84        | 2004        |
| 5. Melissa Cooper        | 1:00.92        | 2012        |
| 6. Georgia Holderness    | 1:01.67        | 2009        |
| 7. Morgan Stephenson     | 1:01.72        | 2013        |
| 8. Lowri Tynan           | 1:02.25        | 2008        |
| 9. Laura Flewelling      | 1:02.27        | 2013        |
| 10. Tori Richmond        | 1:02.32        | 2011        |

### 200 Breaststroke

|                          |                |             |
|--------------------------|----------------|-------------|
| 1. Emma Dutton           | 2:12.38        | 2004        |
| 2. Morgan Stephenson     | 2:12.92        | 2014        |
| 3. Kristine Polley       | 2:13.32        | 2013        |
| 4. Georgia Holderness    | 2:14.06        | 2006        |
| 5. <b>Natalie Pierce</b> | <b>2:14.20</b> | <b>2015</b> |
| 6. Sami Pochowski        | 2:14.23        | 2014        |
| 7. Laura Flewelling      | 2:14.37        | 2013        |
| 8. <b>Caroline Neil</b>  | <b>2:14.40</b> | <b>2016</b> |
| 9. Keryn Krynauw         | 2:14.93        | 2001        |
| 10. Tori Richmond        | 2:15.09        | 2012        |

### 100 Butterfly

|                       |       |      |
|-----------------------|-------|------|
| 1. Chelsea Britt      | 51.79 | 2015 |
| 2. Lauren Sparg       | 52.81 | 2008 |
| 3. Christie Raleigh   | 53.00 | 2007 |
| 4. Laurie Lehner      | 53.42 | 1982 |
| 5. Bianca Spinazzola  | 53.75 | 2014 |
| 6. Colby Harvey       | 54.01 | 2015 |
| 7. C.J. Hendry        | 54.08 | 2010 |
| 8. Emily Breen        | 54.15 | 2004 |
| 9. Candice Nethercott | 54.17 | 2002 |
| 10. Brittany Selts    | 54.39 | 2009 |

### 200 Butterfly

|                     |                |             |
|---------------------|----------------|-------------|
| 1. Chelsea Britt    | 1:53.68        | 2014        |
| 2. Elizabeth Pepper | 1:56.82        | 2012        |
| 3. <b>Meg Brown</b> | <b>1:57.45</b> | <b>2016</b> |
| 4. Lauren Sparg     | 1:57.87        | 2008        |

|                   |         |      |
|-------------------|---------|------|
| 5. C.J. Hendry    | 1:58.80 | 2010 |
| 6. Tiffany Elias  | 1:59.85 | 2010 |
| 7. Lindsay Kenney | 1:59.92 | 2005 |
| 8. Julia Henkel   | 1:59.95 | 2014 |
| 9. Helen Jepson   | 2:00.28 | 1995 |
| 10. Lisa How      | 2:00.41 | 2004 |

### 100 Backstroke

|                         |              |             |
|-------------------------|--------------|-------------|
| 1. McKayla Lightbourn   | 52.39        | 2014        |
| 2. Chelsea Britt        | 52.63        | 2015        |
| 3. Bianca Spinazzola    | 53.02        | 2014        |
| 4. Ashley Hicks         | 53.69        | 2013        |
| 5. Stephanie Sarandos   | 54.33        | 2010        |
| 6. Romy Altmann         | 54.39        | 2007        |
| 7. <b>Ariel Barber</b>  | <b>55.02</b> | <b>2015</b> |
| 8. Emily Breen          | 55.48        | 2004        |
| 9. <b>Caroline Page</b> | <b>55.45</b> | <b>2014</b> |
| 10. Brittany Selts      | 55.66        | 2010        |

### 200 Backstroke

|                       |                |             |
|-----------------------|----------------|-------------|
| 1. Stephanie Sarandos | 1:54.14        | 2010        |
| 2. Romy Altmann       | 1:55.36        | 2007        |
| 3. <b>Meg Brown</b>   | <b>1:56.65</b> | <b>2016</b> |
| 4. McKayla Lightbourn | 1:55.66        | 2013        |
| 5. Ashley Hicks       | 1:56.98        | 2013        |
| 6. Holly Mills        | 1:58.10        | 2008        |
| 7. Emily Harris       | 1:59.12        | 2010        |
| 8. C.J. Hendry        | 1:59.45        | 2008        |
| 9. Andree-Anne LeRoy  | 1:59.50        | 2004        |
| 10. Caroline Smith    | 2:00.07        | 2011        |

### 200 Individual Medley

|                       |         |      |
|-----------------------|---------|------|
| 1. McKayla Lightbourn | 1:58.11 | 2013 |
| 2. Chelsea Britt      | 1:58.91 | 2014 |
| 3. Tori Richmond      | 1:59.04 | 2011 |
| 4. Laura Flewelling   | 1:59.56 | 2013 |
| 5. Andree-Anne LeRoy  | 1:59.59 | 2003 |
| 6. Julia Henkel       | 1:59.75 | 2014 |
| 7. Jessica Sabotin    | 1:59.91 | 2009 |
| 8. Jamie Barrett      | 2:00.16 | 2012 |
| 9. Stephanie Sarandos | 2:00.18 | 2010 |
| 10. Kristine Polley   | 2:00.85 | 2012 |

### 400 Individual Medley

|                        |                |             |
|------------------------|----------------|-------------|
| 1. Julia Henkel        | 4:09.64        | 2014        |
| 2. <b>Meg Brown</b>    | <b>4:09.82</b> | <b>2015</b> |
| 3. Jessica Sabotin     | 4:14.32        | 2009        |
| 4. Jamie Barrett       | 4:15.08        | 2013        |
| 5. Charlotte Broadbent | 4:16.80        | 2010        |
| 6. McKayla Lightbourn  | 4:17.54        | 2011        |
| 7. Tori Richmond       | 4:18.37        | 2012        |
| 8. Andree-Anne LeRoy   | 4:18.40        | 2003        |
| 9. Meredith Martelle   | 4:20.67        | 2009        |
| 10. Ann Cipoletti      | 4:21.26        | 2007        |

# MEN'S ALL-TIME TOP 10

## Men

### 50 Freestyle

|                           |              |             |
|---------------------------|--------------|-------------|
| 1. Paul Murray            | 19.04        | 2014        |
| 2. Brendon Dedekind       | 19.17        | 1998        |
| 3. Mark Weber             | 19.44        | 2013        |
| 4. Scott Baker            | 19.49        | 2008        |
| <b>5. Jason McCormick</b> | <b>19.55</b> | <b>2015</b> |
| 6. Jimmy Holway           | 19.68        | 2009        |
| 7. Pavel Sankovich        | 19.73        | 2014        |
| 8. Jarryd Botha           | 19.73        | 2009        |
| 9. Julio Santos           | 19.74        | 1998        |
| 10. Trice Bailey          | 19.82        | 2013        |

### 100 Freestyle

|                            |              |             |
|----------------------------|--------------|-------------|
| 1. Paul Murray             | 42.59        | 2014        |
| 2. Brendon Dedekind        | 42.96        | 1999        |
| <b>3. Jason McCormick</b>  | <b>43.21</b> | <b>2016</b> |
| 4. Jarryd Botha            | 43.28        | 2009        |
| 5. Robby Hayes             | 43.38        | 2011        |
| 6. Mark Weber              | 43.52        | 2013        |
| 7. Jimmy Holway            | 43.54        | 2009        |
| <b>8. Kanoa Kaleoaloha</b> | <b>43.58</b> | <b>2016</b> |
| 9. Ed Denton               | 43.68        | 2009        |
| 10. Trice Bailey           | 43.72        | 2013        |

### 200 Freestyle

|                          |                |             |
|--------------------------|----------------|-------------|
| 1. Kevin Rogers          | 1:34.52        | 2014        |
| 2. Andy Hodgson          | 1:34.80        | 2009        |
| 3. Kyle Young            | 1:35.65        | 2009        |
| 4. Stephen Parry         | 1:36.18        | 1997        |
| 5. Mateo De Angulo       | 1:36.26        | 2012        |
| <b>6. Emir Muratovic</b> | <b>1:36.30</b> | <b>2015</b> |
| 7. Robby Hayes           | 1:36.52        | 2011        |
| 8. Anthony Lyons         | 1:36.75        | 2015        |
| 9. Carl Marais           | 1:36.99        | 2006        |
| 10. Trice Bailey         | 1:37.26        | 2012        |

### 500 Freestyle

|                         |                |             |
|-------------------------|----------------|-------------|
| 1. Kyle Young           | 4:14.60        | 2009        |
| 2. Mateo De Angulo      | 4:15.43        | 2011        |
| 3. Kevin Rogers         | 4:19.56        | 2014        |
| 4. John Jessell         | 4:20.09        | 2013        |
| 5. Ian Rowe             | 4:20.30        | 2009        |
| 6. Steve Roof           | 4:20.60        | 2007        |
| <b>7. Calvin Bryant</b> | <b>4:22.09</b> | <b>2015</b> |
| 8. Nick Graves          | 4:22.76        | 2008        |
| 9. Stephen Parry        | 4:23.28        | 1997        |
| 10. Thomas Bishop       | 4:25.01        | 2005        |

### 1000 Freestyle

|                      |         |      |
|----------------------|---------|------|
| 1. Mateo De Angulo   | 8:54.28 | 2012 |
| 2. Kyle Young        | 8:54.94 | 2009 |
| 3. Ian Rowe          | 9:00.28 | 2009 |
| 4. Nick Graves       | 9:04.35 | 2009 |
| 5. Steve Roof        | 9:05.84 | 2006 |
| 6. Tommy Bishop      | 9:07.98 | 2005 |
| 7. Tyler Sell        | 9:10.42 | 2011 |
| 8. Chip Haberstroh   | 9:14.69 | 1994 |
| 9. Dylan Marsolek    | 9:18.68 | 2014 |
| 10. Henrick Jangvall | 9:18.85 | 1986 |

### 1650 Freestyle

|                    |          |      |
|--------------------|----------|------|
| 1. Mateo DeAngulo  | 14:42.77 | 2012 |
| 2. Kyle Young      | 14:46.68 | 2009 |
| 3. Ian Rowe        | 14:56.22 | 2009 |
| 4. John Jessell    | 14:58.89 | 2013 |
| 5. Steve Roof      | 15:03.15 | 2007 |
| 6. Nick Graves     | 15:05.01 | 2008 |
| 7. Thomas Bishop   | 15:08.47 | 2005 |
| 8. Tyler Sell      | 15:12.78 | 2011 |
| 9. Derek Pridemore | 15:16.17 | 2012 |
| 10. Calvin Bryant  | 15:19.34 | 2016 |

### 100 Backstroke

|                              |              |             |
|------------------------------|--------------|-------------|
| 1. Pavel Sankovich           | 45.31        | 2014        |
| <b>2. Noah Hensley</b>       | <b>46.96</b> | <b>2015</b> |
| <b>3. Connor Kalisz</b>      | <b>47.23</b> | <b>2015</b> |
| 4. Andy Hodgson              | 47.31        | 2009        |
| <b>5. Stefan Stojmenovic</b> | <b>47.67</b> | <b>2016</b> |
| 6. Stephan Perry             | 47.72        | 1999        |
| 7. Josh Friedel              | 47.80        | 2014        |
| 8. Jarryd Botha              | 47.98        | 2009        |
| 9. Rob Braknis               | 48.10        | 1995        |
| 10. Harrison Brogden         | 48.91        | 2015        |

### 200 Backstroke

|                               |                |             |
|-------------------------------|----------------|-------------|
| 1. Andy Hodgson               | 1:41.11        | 2009        |
| 2. Pavel Sankovich            | 1:41.83        | 2013        |
| <b>3. Connor Kalisz</b>       | <b>1:42.17</b> | <b>2016</b> |
| 4. Josh Friedel               | 1:43.14        | 2012        |
| 5. Kevin Rogers               | 1:43.53        | 2014        |
| 6. Rob Braknis                | 1:43.39        | 1995        |
| 7. Stephen Parry              | 1:44.90        | 1999        |
| 8. Jarryd Botha               | 1:45.10        | 2007        |
| 9. Ian Rowe                   | 1:45.66        | 2011        |
| <b>10. Stefan Stojmenovic</b> | <b>1:45.86</b> | <b>2016</b> |

### 100 Breaststroke

|                      |       |      |
|----------------------|-------|------|
| 1. Jason Coombs      | 52.11 | 2015 |
| 2. Brendon Dedekind  | 53.16 | 1999 |
| 3. Scott Thacker     | 53.30 | 2009 |
| 4. Jared Pike        | 53.33 | 2014 |
| 5. Rob Holderness    | 53.55 | 2010 |
| 6. Brett Peterson    | 53.64 | 2000 |
| 7. Alex Rodriguez    | 53.70 | 2014 |
| 8. Billy Jamerson    | 53.98 | 2007 |
| 9. Richie Hildebrand | 54.06 | 2014 |
| 10. Corey Swanson    | 54.18 | 2009 |
| 10. Wickus Nienaber  | 54.18 | 2003 |

### 200 Breaststroke

|                    |         |      |
|--------------------|---------|------|
| 1. Jason Coombs    | 1:54.30 | 2015 |
| 2. Rob Holderness  | 1:54.36 | 2010 |
| 3. Juan Sequera    | 1:56.39 | 2014 |
| 4. Wickus Nienaber | 1:58.30 | 2003 |
| 5. Jared Pike      | 1:58.59 | 2014 |
| 6. Billy Jamerson  | 1:58.74 | 2005 |
| 7. Matt Shead      | 1:58.97 | 2011 |
| 8. Scott Thacker   | 1:59.05 | 2010 |
| 9. Alex Rodriguez  | 1:59.14 | 2013 |
| 10. Paul Erben     | 1:59.24 | 2007 |

### 100 Butterfly

|                         |              |             |
|-------------------------|--------------|-------------|
| 1. Pavel Sankovich      | 45.00        | 2014        |
| 2. Connor Knight        | 45.83        | 2014        |
| 3. Jarryd Botha         | 46.23        | 2009        |
| 4. Cadell Lyons         | 46.54        | 2014        |
| 5. Cole Hensley         | 47.13        | 2016        |
| 6. Stephen Parry        | 47.16        | 1997        |
| 7. Joel Roycik          | 47.16        | 2006        |
| 8. Corey Swanson        | 47.83        | 2009        |
| 9. Mark Weber           | 47.68        | 2013        |
| <b>10. Noah Hensley</b> | <b>47.98</b> | <b>2016</b> |

### 200 Butterfly

|                    |         |      |
|--------------------|---------|------|
| 1. Connor Knight   | 1:41.66 | 2015 |
| 2. Stephen Parry   | 1:43.69 | 1998 |
| 3. Cole Hensley    | 1:44.27 | 2015 |
| 4. Ian Powell      | 1:46.11 | 2008 |
| 5. Pavel Sankovich | 1:46.27 | 2014 |
| 6. Keam Ang        | 1:46.29 | 1999 |
| 7. Nelson Mora     | 1:46.44 | 1999 |
| 8. Robby Hayes     | 1:46.64 | 2009 |
| 9. Danny Nguyen    | 1:46.97 | 2010 |
| 10. Ignacio Merino | 1:47.11 | 1994 |

### 200 Individual Medley

|                         |                |             |
|-------------------------|----------------|-------------|
| 1. Pavel Sankovich      | 1:41.92        | 2014        |
| 2. Jason Coombs         | 1:44.97        | 2015        |
| 3. Robby Hayes          | 1:45.81        | 2011        |
| <b>4. Connor Kalisz</b> | <b>1:46.41</b> | <b>2015</b> |
| 5. Juan Sequera         | 1:46.72        | 2014        |
| 6. Connor Knight        | 1:47.10        | 2014        |
| 7. Rob Holderness       | 1:47.65        | 2010        |
| 8. Corey Swanson        | 1:47.95        | 2009        |
| 9. Josh Friedel         | 1:48.28        | 2015        |
| 10. Matt Shead          | 1:48.30        | 2009        |

### 400 Individual Medley

|                    |         |      |
|--------------------|---------|------|
| 1. Juan Sequera    | 3:46.51 | 2012 |
| 2. Mateo De Angulo | 3:47.23 | 2011 |
| 3. Kyle Young      | 3:47.93 | 2009 |
| 4. Ian Rowe        | 3:50.67 | 2010 |
| 5. Chip Haberstroh | 3:50.76 | 1994 |
| 6. Nicholas Brown  | 3:50.85 | 2013 |
| 7. Kyle Doxtater   | 3:51.34 | 2014 |
| 8. Steve Roof      | 3:53.16 | 2007 |
| 9. Stephen Parry   | 3:53.47 | 1996 |
| 10. Mike Thomas    | 3:53.56 | 2013 |



# OLYMPIANS



FSU HAS CLAIMED 19 OLYMPIANS, CROWNED TWO MEDALISTS WHILE REPRESENTING 15 DIFFERENT COUNTRIES

|   |   |   |   |   |   |  |   |   |   |
|---|---|---|---|---|---|--|---|---|---|
|    |    |    |    |    |    |    |    |    |  |
|    |    |    |    |    |    |    |    |    |  |
| 1976 MONTREAL<br>1-METER DIVING   | 1980 MOSCOW<br>1988 SEUL  | 1996 - ATLANTA  | 1996 - ATLANTA  | 1996 - ATLANTA  | 1996 - ATLANTA<br>2000 - SYDNEY   | 2000 - SYDNEY  | 2000 - SYDNEY   | 1996 - ATLANTA<br>2000 - SYDNEY<br>2004 - ATHENS                                      | 2000 - SYDNEY<br>2004 - ATHENS<br>200 FLY - (O4)                                    |
|   |   |   |   |   |   |   |   |   |   |
|  |  |  |  |  |  |  |  |  |   |
| 2004 - ATHENS   | 2000 - SYDNEY<br>2004 - ATHENS  | 2004 - ATHENS<br>2008 - BEIJING   | 2008 - BEIJING*   | 2008 - BEIJING  | 2012 - LONDON   | 2008 - BEIJING*<br>2012 - LONDON*<br>2016 - RIO                                      | 2012 - LONDON*  | 2016 - RIO  |   |

\*PRIOR TO FSU

## OTHER INTERNATIONAL COMPETITIONS

- 2016**  
FINA Grand Prix - Gold Coast Australia - Tyler Roberge, Team Canada
- 2015**  
**Mutual of Omaha Duel in the Pool** - Pavel Sankovich Team Europe  
FINA World Championships - Pavel Sankovich (BLR), Mateo DeAngulo (COL), Ariel Rittenhouse (USA qualified by did not compete due to injury)
- Pan American Championships** - Mateo DeAngulo (COL), Daniella Van den Berg (ARU)
- World University Games** - Dylan Grisell (CAN)
- FINA Grand Prix Spain** - Dylan Grisell (CAN)
- 2014**  
**European Championships** - Pavel Sankovich (BLR)  
**Pac Pacific Championships** - Jared Pike (RSA)  
**Commonwealth Games** - Rob Holderness (WHALES)  
**FINA Diving World Cup** - Katrina Young (USA)
- 2013**  
**FINA World Championships** - Pavel Sankovich (BLR), Mateo DeAngulo(COL), Jemal LeGrand (ARU), McKayla Lightbourn (BAH)  
**World University Games** - Katrina Young (USA)
- 2011**  
**Pan American Games** - McKayla Lightbourn (BAH), Mateo De Angulo (COL)  
**FINA World Championships** - Mateo De Angulo (COL), Pavel Sankovich (BLR)  
**World University Games** - Landon Marzullo (USA)
- 2010**  
**Commonwealth Games** - Rob Holderness (WHALES)
- 2009**  
**FINA World Championships** - Terry Horner (USA), Ariel Rittenhouse (USA), Mateo De Angulo (COL), Pavel Sankovich (BLR)
- 2007**  
FINA World Championships - Pavel Sankovich (BLR), Ariel Rittenhouse (USA)  
Pan American Games - Ariel Rittenhouse (USA)  
World University Games - Jarryd Botha (RSA), Dan Frebel, Terry Horner (USA)
- 2003**  
SC European Championships - Stephen Parry (ENG)
- 2002**  
Commonwealth Games - Stephen Parry (ENG)
- 2001**  
Goodwill Games - Brett Peterson (RSA)  
SC European Championships - Stephen Parry (ENG)
- 2000**  
SC European Championships - Stephen Parry (ENG)  
SC World Championships - Brendon Dedekind (RSA)
- 1998**  
Commonwealth Games - Stephen Parry (ENG)
- 1997**  
LC European Championships - Stepehn Parry (ENG)  
World University Games - Brendon Dedekind (RSA)
- 1998**  
Commonwealth Games - Bredneon Dedekind (RSA)
- 1999**  
Pan Pacific Championships - Brendon Dedekind (RSA)



# THE ACC

## The Tradition

Consistency. It is the mark of true excellence in any endeavor.

In today's intercollegiate athletics, competition is so balanced and so competitive that it is virtually impossible to maintain a high level of consistency. Yet the Atlantic Coast Conference has defied the odds.

Established in 1953, the ACC has long enjoyed the reputation as one of the strongest and most competitive intercollegiate conferences in the nation. And that is not mere conjecture, the numbers support it.

Through its first 63 years of competition, ACC schools captured 146 NCAA team championships, including 74 in women's competition and 72 in men's. In addition, NCAA individual titles went to ACC student-athletes 163 times in men's competition and 129 times in women's action. Given the ACC's strong history and the strengthening of its ranks with the additions of Notre Dame, Pitt and Syracuse in 2013, followed by Louisville in 2014, those numbers – and the league's longstanding tradition of excellence – appear destined to grow in the years ahead.

- The ACC enjoyed another banner year in football 2015, with three teams ranked in the final College Football Playoff Standings Top 10 in Clemson (1), Florida State (9) and North Carolina (10).
- The ACC is one of only two conferences to have placed a team in either the National Championship Game or College Football Playoff in each of the past three years.
- Clemson was ranked No. 1 for all six weeks of the College Football Playoff Standings and advanced to the 2015 National Championship Game, tying the FBS record for most wins in a seasons with 14.
- Since 2012, the ACC leads all conferences in wins in BCS/New Year's Six Bowl Game, with a 5-3 record.
- Over the past three years, the ACC has had a total of 115 players chosen in the NFL Draft, the second highest total of any conference.
- In the FBS listing of the winningest active coaches with five or more years of FBS head coaching experience (career winning percentage), the ACC has five coaches listed among the Top 15 nationally, the most of any conference.
- The ACC has won four consecutive Orange Bowl games, the longest winning streak in the OB by any conference in 57 years.
- Nine ACC teams earned bowl berths in 2015, giving the league 31 bowl teams over the past three seasons.

## 2015-16 Review

The 2015-16 academic year saw ACC teams capture five more national team titles. The ACC has averaged more than four national titles per year over the past 19 years and has claimed multiple NCAA titles in 33 of the past 35 years.

Academically, the member institutions of the Atlantic Coast Conference have led the way in nine of the last 10 years among Autonomy 5 conferences in the "Best Colleges" rankings released by US News & World Report.

## 2015-16 National Championships

|                     |                |
|---------------------|----------------|
| Men's Cross Country | Syracuse       |
| Field Hockey        | Syracuse       |
| Men's Tennis        | Virginia       |
| Men's Lacrosse      | North Carolina |
| Women's Lacrosse    | North Carolina |

ACC member schools made strong bids to claim even more NCAA titles in 2015-16, placing as runners-up in football (Clemson), men's basketball (North Carolina), women's basketball (Syracuse), men's soccer (Clemson), women's soccer (Duke), beach volleyball (Florida State) and women's ice hockey (Boston College).

## The Championships

The conference will conduct championship competition in 27 sports during the 2016-17 academic year--13 for men and 14 for women. The first ACC championship was held in swimming at North Carolina State University on February 25, 1954.

The 13 sports for men include football, cross country, soccer, basketball, fencing, swimming and diving, indoor and outdoor track & field, wrestling, baseball, tennis, golf and lacrosse. Women's sports were initiated in 1977 with the first championship meet held in tennis October 6-8 at Wake Forest University. Championships for women are currently conducted in cross country, field hockey, soccer, basketball, fencing, swimming & diving, indoor and outdoor track & field, tennis, golf, lacrosse, softball and rowing, with volleyball deciding its champion by regular-season play.

## A History

The Atlantic Coast Conference was founded on May 8, 1953, at the Sedgefield Inn near Greensboro, North Carolina with seven charter members – Clemson, Duke, Maryland, North Carolina, North Carolina State, South Carolina and Wake Forest – drawing up the conference by-laws.

The withdrawal of seven schools from the Southern Conference came early on the morning of May 8, 1953, during the Southern Conference's annual spring meeting. On June 14, 1953, the seven members met in Raleigh, North Carolina, where a set of bylaws was adopted and the name became officially the Atlantic Coast Conference.



Suggestions from fans for the name of the new conference appeared in the region's newspapers prior to the meeting in Raleigh. Some of the names suggested were: Dixie, Mid-South, Mid-Atlantic, East Coast, Seaboard, Colonial, Tobacco, Blue-Gray, Piedmont, Southern Seven and the Shoreline.

Duke's Eddie Cameron recommended that the name of the conference be the Atlantic Coast Conference, and the motion was passed unanimously. The meeting concluded with each member institution assessed \$200.00 to pay for conference expenses.


On December 4, 1953, conference officials met again at Sedgefield and officially admitted Virginia as the league's eighth member. The first withdrawal of a school from the ACC came on June 30, 1971, when South Carolina tendered its resignation. The ACC operated with seven members until April 3, 1978, when Georgia Tech was admitted. The Atlanta school had withdrawn from the Southeastern Conference in January of 1964.

The ACC expanded to nine members on July 1, 1991, with the addition of Florida State.

The conference expanded to 11 members on July 1, 2004, with the addition of Miami and Virginia Tech. On October 17, 2003, Boston College accepted an invitation to become the league's 12th member starting July 1, 2005.

The ACC added its 13th and 14th members on Sept. 18, 2011, when Pittsburgh and Syracuse accepted invitations to join the conference. The two schools officially join the ACC on July 1, 2013. Notre Dame also officially joined the ACC on July 1, 2013, after announcing on Sept. 12, 2012 its intention to enter the league for competition in all sports but football, bringing the membership of the conference to 15. The Fighting Irish will play five games with ACC schools each year.

On July 1, 2014, Louisville entered the ACC on the same day Maryland withdrew, keeping the conference's membership at 15 institutions.



# MEDIA INFORMATION

## SPORTS INFORMATION DIRECTORY

### A NOTE TO THE MEDIA, FANS AND OPPONENTS

Florida State assistant sports information director Christa Salerno is ready to assist you with any questions or requests you may have about the 2016-17 Swim & Dive team, almanac, coaches and student-athletes. Please do not hesitate to contact the FSU Sports Information office if we can further assist you.

### PLAYERS & COACHES INTERVIEWS

All players and coaches interviews must be arranged through the sports information office by contacting Christa Salerno (850-644-5653) at least 24 hours in advance. Student-athlete's phone numbers will not be released. Media may not contact any student-athlete through the use of social media, including Facebook, Twitter and Instagram.

### HOW TO COVER THE SEMINOLES

Members of the media are supplied with weekly press releases, including updated statistics, as well as conference and national rankings and information on upcoming matches. This information may be obtained in the sports information office and will be updated after every match at [www.seminoles.com](http://www.seminoles.com).

### FSU ON THE WEB

All the game stories, updated stats, weekly releases and Seminole volleyball news you could ever ask for is available 24 hours a day, 365 days a year at [Seminoles.com](http://Seminoles.com). The official FSU athletics Web site is your first stop for all the information you could ever need on the Seminole volleyball team and is updated immediately following each match.

### FOLLOW SEMINOLE SWIMMING AND DIVING ON TWITTER AND FACEBOOK.

Media and fans are encouraged to follow @FSU\_Swimming on the team's official Twitter page and Facebook ([Facebook.com/FSUSwimmingandDiving](http://Facebook.com/FSUSwimmingandDiving)) for instantaneous information surrounding the squad. Throughout the 2015-16 regular season.



**ELLIOTT FINEBLOOM**  
**Asst. AD/SID & Digital Media**

850-644-1065 (O)  
850-445-6952 (C)  
[efinebloom@fsu.edu](mailto:efinebloom@fsu.edu)



**CHRISTA SALERNO**  
**Swimming & Diving SID**

850-644-5653(O)  
850-228-3486 (C)  
[csalerno@fsu.edu](mailto:csalerno@fsu.edu)

### Contact Us

850-644-1403; FAX 850-644-3820

### Mailing Address

Florida State Sports Information  
PO Box 2195  
Tallahassee, FL 32316

### Shipping Address

Florida State Sports Information  
403 Stadium Drive, West  
Room D-0107

### Sports Information Directory

#### CHUCK WALSH

Deputy SID  
850-644-1077 (O)  
850-694-2540 (C)  
[cwalsh@fsu.edu](mailto:cwalsh@fsu.edu)



#### BOB THOMAS

Associate SID  
850-644-0615 (O)  
850-694-1768 (C)  
[bthomas2@fsu.edu](mailto:bthomas2@fsu.edu)



#### JON COLE

Assistant SID  
850-644-5656 (O)  
850-228-1727 (C)  
[jccole@fsu.edu](mailto:jccole@fsu.edu)



#### SCOTT MORIAK

Assistant SID  
850-644-2016 (O)  
715-641-0365 (C)  
[smoriak@fsu.edu](mailto:smoriak@fsu.edu)



#### ZACH STIPE

Director of Football  
Communication  
850-644-7683 (O)  
850-228-7583 (C)  
[zstipe@fsu.edu](mailto:zstipe@fsu.edu)



#### STEVE STONE

Assistant SID  
850-644-4836 (O)  
850-363-0990 (C)  
[sstone@fsu.edu](mailto:sstone@fsu.edu)



#### STEVEN McCARTNEY

Assistant SID  
850-322-6711 (C)  
[smccartney@fsu.edu](mailto:smccartney@fsu.edu)



#### BILLY CLARK

SID Assistant  
386-801-6114(C)  
[bclark@fsu.edu](mailto:bclark@fsu.edu)



### Digital Media

#### LAYNE HERDT

Assistant Director  
850-645-2608 (O)  
[layne.herd@gmail.com](mailto:layne.herd@gmail.com)



#### JONATHAN SCHILLACE

Assistant Director  
850-645-2611 (O)  
[jschillace@fsu.edu](mailto:jschillace@fsu.edu)



#### TIM LINFELT

Senior Writer  
850-645-2610 (O)  
[tlinfelt@fsu.edu](mailto:tlinfelt@fsu.edu)



#### ERIC TODOROFF

Digital Media Specialist  
850-645-2609 (O)  
[etodoroff@fsu.edu](mailto:etodoroff@fsu.edu)



#### TANIA HENAO

Digital Media Assistant  
[taniapheano@gmail.com](mailto:taniapheano@gmail.com)





# 2016-17 SWIMMING & DIVING

## SEASON SCHEDULE

SEPT.30 • GARNET & GOLD • 3 PM

OCT. 13 • FLORIDA • 2 PM

NOV.4-5 • FGCU/ FLORIDA SOUTHERN • 5PM/10AM

NOV.18-20 • IUPUI DIVING INVITE

DEC. 2-4 • GEORGIA FALL INVITE

DEC. 17-19 • AUBURN DIVING INVITE

DEC. 20 • INDIAN RIVER • 10 AM

JAN. 14 • PITTSBURGH/DENISON • 10 AM

JAN. 21 • ALABAMA • 10 AM

JAN. 28 • GEORGIA TECH • 11 AM

FEB. 3-5 • CAROLINA COLLEGE INVITE

FEB. 13-16 • WOMEN'S/DIVING ACC CHAMPIONSHIPS

FEB. 27 - MARCH 2 • MEN'S ACC CHAMPIONSHIPS

FEB. 25-26 • GEORGIA INVITE

MARCH 4-5 • GEORGIA TECH INVITE

MARCH 6-8 • NCAA ZONE B DIVING

MARCH 15-18 • WOMEN'S NCAA CHAMPIONSHIPS

MARCH 22-25 • MEN'S NCAA CHAMPIONSHIPS



HOME

AWAY

