

2021-22 Florida State

Men's Tennis

Record Book

FLORIDA STATE[®]

QUICK FACTS

University Information

Location Tallahassee, Fla.
 Founded 1851
SYMBOL Seminoles
 Colors Garnet and Gold
 Enrollment 43,569
 Conference Atlantic Coast
 Affiliation NCAA Division I
 President Richard McCullough
 Athletics Director Michael Alford
 Sport Oversight Elliott Finebloom

SID Information

Assistant AD/SID Elliott Finebloom
 Men's Tennis SID Elliott Finebloom
 Phone Number (850) 445-6952
 Email efinebloom@fsu.edu
 Athletics Website www.seminoles.com
 Twitter/Instagram @FSU_MTennis
 Facebook www.facebook.com/FSUMTennis

Men's Tennis Information

Head Coach Dwayne Hultquist
 Alma Mater Penn State, '86
 FSU Record 362-230/22 seasons
 Career Record 530-278/30 seasons
 Associate Coach Chris Doerr/3rd Season
 Alma Mater Mississippi St, '10
 Volunteer Assistant Coach TBD
 Alma Mater TBD
 Director of Tennis Operations Haley Carter

Facilities

Outdoor Courts Scott Speicher Memorial Tennis Center
 Capacity 1,000
 Address 121 Chieftain Way
 Tallahassee, FL 32306
 Indoor Courts Indoor Tennis Facility
 Address 2566 Pottsdamer Rd.
 Tallahassee, FL 32316

Program History

First Year of Program 1948
 All-Time NCAA Record 1115-634-4 (.637)
 NCAA Tournament Appearances 23
 NCAA Tournament Record 18-23
 ACC Tournament Record 25-29

Team Information

2021 Overall Record 10-16
 2021 Conference Record/Finish 2-10
 2021 ACC Tournament Quarterfinals
 2021 NCAA Tournament N/A
 Final ITA Ranking 28

SPECIAL RECOGNITION

Thank you to Bob Perrone for all historical records and data.

2022 Schedule

Jan. 14	UNF	Tallahassee, Fla.
Jan. 16	at Mississippi State	Starkville, MS
Jan. 21	South Alabama	Tallahassee, Fla.
Jan. 21	Samford	Tallahassee, Fla.
Jan. 22	Stetson	Tallahassee, Fla.
Jan. 27	UNC Wilmington	Gainesville, Fla.
Jan. 29	UF/Princeton	Gainesville, Fla.
Feb. 11	UCF	Tallahassee, Fla.
Feb. 18-21	ITA Kickoff Finals	Madison, WI
Feb. 25	Troy	Tallahassee, Fla.
Mar. 4	NC State*	Tallahassee, Fla.
Mar. 6	Wake Forest*	Tallahassee, Fla.
Mar. 11	Duke *	Tallahassee, Fla.
Mar. 13	UNC*	Tallahassee, Fla.
Mar. 18	at Notre Dame*	South Bend, IN
Mar. 20	at Louisville*	Louisville, KY
Mar. 26	Tennessee Tech (DH)	Tallahassee, Fla.
Mar. 30	at Miami*	Miami, Fla.
Apr. 2	at BC*	Chestnut Hill, MA
Apr. 8	Virginia*	Tallahassee, Fla.
Apr. 10	Virginia Tech*	Tallahassee, Fla.
Apr. 14	at Clemson*	Clemson, SC
Apr. 16	at Georgia Tech*	Atlanta, GA
Apr. 20-24	ACC Championships	Rome, GA
May 7-8	NCAA Regional (TBD)	TBD
May 14-15	Super Regional (TBD)	TBD
May 20-29	NCAA Final Site	Orlando, Fla.

2021 ACC Standings

	ACC	Overall	Final ITA Rank
Virginia	12-0	23-3	7
Wake Forest	11-1	29-7	12
North Carolina	9-2	21-4	6
NC State	7-3	11-9	26
Notre Dame	6-5	15-11	33
Duke	6-5	12-11	36
Georgia Tech	6-6	13-10	34
Virginia Tech	6-6	12-10	32
Miami	4-6	8-11	43
Louisville	3-8	9-12	51
Clemson	2-10	9-14	55
Florida State	2-10	9-16	54
Boston College	0-12	0-13	

FLORIDA STATE®

2022 ROSTER

<u>NAME</u>	<u>YEAR</u>	<u>HGT</u>	<u>HOMETOWN/PREVIOUS SCHOOL</u>
Sebastian Arcila	R-SR	5-11	Turjillo Alto, Puerto Rico/Ogburn Online School
John Bernard	R-FR	6-0	Naples, Fla./Florida Virtual School
Alex Bulte	FR		Melbourne, Australia/Australia's National Academy
Antoine Cornut-Chauvinc	SR		Lyon, France
Joshua Dous Karpenschief	FR	5-11	Lyon, France
Bryn Nahrung	SR	6-4	Brookfield, Queensland, Australia/Brisbane Boy's College
Andreja Petrovic	JR	6-2	Oslo, Norway/Univ. of North Dakota
Loris Pourroy	JR	6-1	Gap, France/Mouratoglou Tennis Academy
Youcef Rihane	FR	6-2	Algiers, Algeria
Mark Silagy	R-FR	6-1	Palm Beach Gardens, Fla./IMG Academy
Barnaby Smith	R-SR	6-2	High Wycombe, Great Britain/Texas A&M/Reeds School
Richard Thongoana	SR	5-11	Johannesburg, South Africa/St. Stithians College


COACHING STAFF

Head Coach: Dwayne Hultquist (23rd Season)

Associate Coach: Christopher Doerr (3rd Season)

Volunteer Assistant Coach: Aidan Carrazedo (1st Season)

Director of Operations: Haley Carter (1st Season)



FLORIDA STATE®

PHOTO ROSTER



Sebastian Arcila
R-SR
Trujillo Alto, Puerto Rico



John Bernard
R-FR
Naples, Fla.




Alex Bulte
FR
Melbourne, Australia



Antoine Cornut-Chauvinc
SR
Lyon, France



Joshua Dous Karpenschief
FR
Lyon, France



Bryn Nahrung
SR
Brookfield, Queensland, Australia




Andreja Petrovic
JR
Oslo, Norway



Loris Pourroy
JR
Lyon, France



Youcef Rihane
FR
Algiers, Algeria



Maks Silgy
SO
Palm Beach Gardens, Fla.



Barnaby Smith
R-SR
High Wycombe, Great Britain



Richard Thongoana
SR
Johannesburg, South Africa

COACHES



Dwayne Hultquist
Head Coach
23rd Season



Chris Doerr
Associate Coach
3rd Season



Aidan Carrazedo
Volunteer Assistant Coach
First Season

FLORIDA STATE[®]

2020 SEASON STATISTICS

Record Overall: 10-16

ACC: 2-10 / Home: 8-7 / Away: 0-8

Neutral: 2-1 / vs. Ranked: 0-7

SINGLES

Player	Overall	Dual	Tour	ACC	1	2	3	4	5	6	vs. Ranked
Sebastian Arcila	7-10	7-10	---	3-7	---	0-1	4-4	3-5	---	---	0-3
Alex Knaff	2-12	2-12	---	1-9	2-8	0-4	---	---	---	---	0-7
Bryn Nahrung	0-2	0-2	---	0-0	---	---	---	---	---	0-2	0-0
Andreja Petrovic	11-9	11-9	---	4-4	---	---	1-0	6-2	1-1	3-6	1-1
Loris Pourroy	14-9	14-9	---	5-4	10-5	4-4	---	---	---	---	1-7
Enzo Le Seguillon	3-4	3-4	---	1-1	---	---	---	0-1	2-3	1-0	0-0
Richard Thongoana	9-10	9-10	---	5-4	---	4-4	5-6	---	---	---	1-2
Marcus Walters	13-8	13-8	---	5-4	---	---	1-1	4-1	8-6	---	1-0
Chase Wood	5-5	5-5	---	2-2	---	---	---	---	---	5-5	0-0
Totals	64-69	64-69	---	26-35	12-13	8-13	11-11	13-9	11-10	9-13	4-20
Percentage	.481	.481	---	.426	.480	.381	.500	.591	.524	.409	.167

DOUBLES

Team	Overall	Dual	Tour	ACC	1	2	3	vs. Ranked
Pourroy/Walters	13-11	13-11	---	7-5	5-7	8-4	---	2-5
Nahrung/Wood	1-3	1-3	---	1-0	---	0-2	1-1	0-0
Arcila/Knaff	6-11	6-11	---	1-8	4-6	2-5	---	1-3
Wood/Thongoana	1-1	1-1	---	0-0	---	---	1-1	0-0
Arcila/ Petrovic	1-0	1-0	---	0-0	---	1-0	---	0-0
Petrovic/Thongoana	0-5	0-5	---	0-2	---	---	0-5	0-0
Petrovic/Wood	6-4	6-4	---	4-2	---	---	6-4	0-0
Arcila/Thongoana	1-0	1-0	---	0-0	---	1-0	---	---
Totals	29-35	29-35	---	13-17	9-13	12-11	8-11	3-8
Percentage	.453	.453	---	.433	.409	.522	.421	.273

2021 Men's Tennis
Florida State University Season Statistics (Through games of Jun 15, 2021)

Overall record: 10-16 • ACC: 2-10 • Region: 0-1 • Home: 8-7 • Away: 0-8 • Neutral: 2-1
vs National ranked: 0-7 • vs Regional ranked: 0-0

SINGLES	Overall	Dual	Tour	ACC							vs ranked	
					1	2	3	4	5	6	Nat'l	Reg'l
Sebastian Arcila	7-10	7-10	0-0	3-7	---	0-1	4-4	3-5	---	---	0-3	0-0
Alex Knaff	2-12	2-12	0-0	1-9	2-8	0-4	---	---	---	---	0-7	0-0
Bryn Nahrung	0-2	0-2	0-0	0-0	---	---	---	---	---	0-2	0-0	0-0
Andreja Petrovic	11-9	11-9	0-0	4-4	---	---	1-0	6-2	1-1	3-6	1-1	0-0
Loris Pourroy	14-9	14-9	0-0	5-4	10-5	4-4	---	---	---	---	1-7	0-0
Enzo Le Seguilon	3-4	3-4	0-0	1-1	---	---	---	0-1	2-3	1-0	0-0	0-0
Richard Thongoana	9-10	9-10	0-0	5-4	---	4-4	5-6	---	---	---	1-2	0-0
Marcus Walters	13-8	13-8	0-0	5-4	---	---	1-1	4-1	8-6	---	1-0	0-0
Chase Wood	5-5	5-5	0-0	2-2	---	---	---	---	---	5-5	0-0	0-0
Totals	64-69	64-69	0-0	26-35	12-13	8-13	11-11	13-9	11-10	9-13	4-20	0-0
Percentage	.481	.481	.000	.426	.480	.381	.500	.591	.524	.409	.167	.000

DOUBLES TEAMS	Overall	Dual	Tour	ACC							vs ranked	
					1	2	3	Nat'l	Reg'l			
Loris Pourroy/Marcus Walters	13-11	13-11	0-0	7-5	5-7	8-4	---	2-5	0-0			
Bryn Nahrung/Chase Wood	1-3	1-3	0-0	1-0	---	0-2	1-1	0-0	0-0			
Sebastian Arcila/Alex Knaff	6-11	6-11	0-0	1-8	4-6	2-5	---	1-3	0-0			
Richard Thongoana/Chase Wood	1-1	1-1	0-0	0-0	---	---	1-1	0-0	0-0			
Sebastian Arcila/Andreja Petrovic	1-0	1-0	0-0	0-0	---	1-0	---	0-0	0-0			
Andreja Petrovic/Richard Thongoana	0-5	0-5	0-0	0-2	---	---	0-5	0-0	0-0			
Andreja Petrovic/Chase Wood	6-4	6-4	0-0	4-2	---	---	6-4	0-0	0-0			
Sebastian Arcila/Richard Thongoana	1-0	1-0	0-0	0-0	---	1-0	---	0-0	0-0			
Totals	29-35	29-35	0-0	13-17	9-13	12-11	8-11	3-8	0-0			
Percentage	.453	.453	.000	.433	.409	.522	.421	.273	.000			

Date	Opponent	Score	Overall	ACC	Nation	Region
Feb 12, 2021	AUBURN	L 2-4	0-1	0-0		
Jan 17, 2021	NORTH FLORIDA	W 5-0	1-1	0-0		
Jan 17, 2021	MERCER UNIVERSITY	W 7-0	2-1	0-0		
Jan 21, 2021	SOUTH ALABAMA	W 4-2	3-1	0-0		
% Jan. 24, 2021	at #10 Georgia	L 0-7	3-2	0-0		
Feb 13, 2021	TULANE	L 0-4	3-3	0-0		
* Feb 19, 2021	CLEMSON MEN'S TENNIS	L 3-4	3-4	0-1		
* Feb 21, 2021	GEORGIA TECH	L 3-4	3-5	0-2		
Feb 26, 2021	TENNESSEE TECH	W 4-3	4-5	0-2		
Feb 26, 2021	TENNESSEE TECH	W 6-1	5-5	0-2		
* 3/8/2021	at #4 Virginia	L 0-4	5-6	0-3		
* 03/09/2021	at #39 Virginia Tech Hokies	L 2-5	5-7	0-4		
* Mar 12, 2021	at #15 NC State	L 0-4	5-8	0-5		
* 3/13/2021	at #11 Wake Forest	L 2-5	5-9	0-6		
Mar 19, 2021	#21 UCF	L 3-4	5-10	0-6		
3/17/2021	at #2 Florida Gators	L 0-7	5-11	0-6		
* Mar 26, 2021	#33 NOTRE DAME MEN'S TENNIS	W 6-1	6-11	1-6		
* Mar 28, 2021	LOUISVILLE MEN'S TENNIS	L 1-4	6-12	1-7		
Apr 02, 2021	FLORIDA ATLANTIC	W 4-3	7-12	1-7		
* Apr 0, 2021	#46 UNIVERSITY OF MIAMI	L 2-4	7-13	1-8		
* Apr 09, 2021	BOSTON COLLEGE	W 7-0	8-13	2-8		
* 4/16/2021	at #41 Duke	L 2-4	8-14	2-9		
* 4./17/21	at #3 North Carolina	L 2-4	8-15	2-10		
Apr 21, 2021	vs Boston College	W 4-0	9-15	2-10		
Apr 22, 2021	vs #34 Notre Dame	W 4-3	10-15	2-10		
Apr 23, 2021	vs NC State	L 1-4	10-16	2-10		

2021 Men's Tennis
Florida State University Season Statistics (Through games of Jun 15, 2021)

DOUBLES	Overall	Dual	Tour	ACC	1	2	3	vs	ranked
								Nat'l	Reg'l
Marcus Walters	13-11	13-11	0-0	7-5	5-7	8-4	---	2-5	0-0
Loris Pourroy	13-11	13-11	0-0	7-5	5-7	8-4	---	2-5	0-0
Chase Wood	8-8	8-8	0-0	5-2	---	0-2	8-6	0-0	0-0
Bryn Nahrung	1-3	1-3	0-0	1-0	---	0-2	1-1	0-0	0-0
Richard Thongoana	2-6	2-6	0-0	0-2	---	1-0	1-6	0-0	0-0
Andreja Petrovic	7-9	7-9	0-0	4-4	---	1-0	6-9	0-0	0-0
Alex Knaff	6-11	6-11	0-0	1-8	4-6	2-5	---	1-3	0-0
Sebastian Arcila	8-11	8-11	0-0	1-8	4-6	4-5	---	1-3	0-0
Totals	29-35	29-35	0-0	13-17	9-13	12-11	8-11	3-8	0-0
Percentage	.453	.453	.000	.433	.409	.522	.421	.273	.000

FLORIDA STATE®

ALL-TIME RECORD VS OPPONENTS

VS. 2021 OPPONENTS

	W	L	First	Last
Boston College	17	0	1979	2021
Clemson	24	21	1962	2021
UCF	11	2	1983	2021
Duke	14	31	1957	2021
Florida	22	59 (1)	1956	2021
Georgia Tech	37	31	1954	2021
Louisville	6	1	1978	2021
Miami (FL)	19	52	1951	2021
Mississippi State	11	19	1958	2020

	W	L	First	Last
North Carolina	12	35	1966	2021
UNC Wilmington	2	0	2012	2014
UNF	12	1	1985	2021
NC State	26	5	1981	2021
Notre Dame	8	10	1964	2021
Samford	3	0	1974	2008
South Alabama	23	6	1979	2021
Stetson	15	2	1948	2015
Tennessee Tech	8	1	1972	2021

	W	L	First	Last
Troy	10	0	1948	2016
Virginia	14	28	1968	2021
Virginia Tech	9	9	1984	2021
Wake Forest	22	15	1972	2021

VS. ALL OTHER OPPONENTS


	W	L	First	Last
Abraham Baldwin Ag. Coll.	9	0	1978	1991
Akron	1	0	1984	1984
Alabama	11	14	1961	2016
Alabama-Birmingham	7	2	1980	2013
Amherst	7	0	1960	1967
Anderson JC	3	0	1982	1984
Appalachian State	1	0	1979	1979
Arizona	0	1	2004	2004
Arizona State	0	2	1986	2002
Arkansas	0	2	1988	1991
Arkansas-Little Rock	1	1	1979	1986
Auburn	16	11	1953	2021
Auburn-Montgomery	5	2	1983	1989
Austin-Peay	1	0	1983	1983
Ball State	1	0	2005	2005
Baylor	2	3	1970	2016
Belhaven	1	0	1987	1987
Bethune-Cookman	2	0	2013	2016
Birmingham Southern	0	1	1950	1950
Boise State	2	0	2010	2012
Brown University	1	0	2001	2001
Buffalo	1	0	2020	2020
CSU-Long Beach	3	0	1984	1991
California	0	1	2013	2013
Calvin	3	0	1969	1976
Central Florida CC	4	0	1978	1981
Chapultepec Sport Club	0	1	1950	1950
Charleston	1	0	1949	1949
Cincinnati	3	0	1962	1978
The Citadel	5	0	1962	2018
College of Charleston	2	0	2015	2017
Colorado	0	1	1993	1993
Columbia	5	0	1963	1989
Columbus	8	0	1968	1973
Concordia	4	0	1951	1960
Cumberland (TN)	1	0	1973	1973
Dartmouth	1	0	2015	2015
Davidson	1	2	1950	1954
Denver	1	0	2015	2015
DePaul	4	0	1967	1990
Drake	2	0	2013	2018
East Carolina	1	0	1961	1961
East Tennessee State	1	0	2018	2018
Eastern Kentucky	3	0	1969	1975
Emory	15	1	1948	1985
Evansville	1	0	1984	1984
Flagler	12	3	1975	1998
Florida AGM	14	0	1970	2020
Florida Atlntic	17	0	1982	2021
Florida International	14	3 (1)	1973	1999
Florida Gulf Coast	6	0	2013	2018
Florida JC	4	0	1983	1987
Florida Southern	15	3	1948	1961
Florida Tech	3	2	1973	1978
Fort Eustis	2	0	1963	1963
Fresno State	2	0	2005	2011
Furman	37	3	1962	2021
George Washington	1	0	2017	2017

	W	L	First	Last
Georgia	15	29 (1)	1950	2021
Georgia-Savannah	2	0	1948	1948
Georgia Southern	29	5	1969	2021
Georgia State	14	1	1984	2017
Hampton	1	2	1976	1987
Hawaii	4	0	2005	2018
Hope	3	0	1962	1964
Houston	0	3	1969	1974
Howard	2	0	1958	1959
Huntingdon	1	1	1989	1989
Illinois	3	2	1970	2005
Illinois-Chicago	1	0	1980	1980
Illinois State	1	0	1977	1977
Indiana	6	8	1950	1987
Jacksonville	25	1	1959	2005
Jacksonville Navy	0	1	1951	1951
Jacksonville State (AL)	3	0	1953	2009
Kalamazoo	15	1	1967	1988
Kansas	1	5	1976	1997
Kent State	1	0	1977	1977
Kentucky	6	3	1960	2005
Kenyon	1	0	1953	1953
Lamar Tech	0	1	1962	1962
Lander	1	0	1983	1983
Liberty	2	0	2016	2018
Louisiana	12	10	1976	2020
Louisiana Monroe	2	0	1979	1984
Louisiana Tech	0	1	1986	1986
Louisiana State	6	8	1953	2010
Loyola (La.)	1	2	1951	1953
Manhattan	1	0	2007	2007
Maryland	23	2	1982	2012
McNeese State	2	2 (1)	1985	1990
Memphis (State)	2	0	1984	1991
Mercer	29	1	1948	2021
Miami (Ohio)	1	0	1994	1994
Michigan	4	4	1952	2015
Michigan State	5	3	1957	1969
Middle Georgia	2	0	1948	1948
Middle Tennessee State	4	0	1970	1992
Millsaps	1	0	1949	1949
Minnesota	4	0	1959	1973
Mississippi	4	4	1955	2009
Mississippi College	4	0	1949	1950
Murray State	5	0	1957	1984
Navy	9	0	1960	1966
Nebraska	4	1	1982	2014
New Mexico	2	0	1997	2000
New Orleans	4	0	1979	2018
Nicholls State	1	2	1979	1982
UNC-Asheville	3	0	1983	2000
Northeast Missouri State	1	0	1965	1965
Northern Illinois	2	0	1968	1972
Northwestern	2	3	1963	1970
Oglethorpe	2	0	1949	1968
Ohio State	3	3	1955	2007
Ohio Wesleyan	2	0	1966	1966
Okaloosa-Walton CC	1	0	1984	1984

	W	L	First	Last
Oklahoma	2	6	1968	2020
Oklahoma State	1	1	1986	2009
Old Dominion	6	0	1978	2005
Oregon	1	0	2005	2005
Orlando AFB	1	0	1952	1952
Palm Beach CC	1	0	1984	1984
UT-Pan American	2	2	1970	1980
Penn State	1	1	2001	2002
Pennsylvania	2	0	1962	2006
Pepperdine	5	4	2006	2018
Pensacola Navy	4	3	1950	1967
Presbyterian	8	6	1950	1974
Princeton	1	1	1981	2004
Purdue	3	0	1981	2018
Rice	8	5	1969	2012
Rollins	17	22	1951	1992
Rutgers	2	0	1965	1965
St. Francis	1	0	1979	1979
St. Mary's	1	0	2008	2008
Samford	3	0	1974	2008
San Diego	0	2	2003	2004
San Diego State	0	2	1989	2003
South Carolina	6	6	1971	2006
South Florida	26	22	1969	2016
Southeastern Louisiana	6	4	1979	1991
Southern Illinois	10	2	1956	1986
Southern Methodist	1	1	1992	2003
Southern Mississippi	11	0	1960	2000
Southwestern (Tenn.)	1	0	1966	1966
Spring Hill	1	0	1953	1953
Stanford	1	0	2007	2007
St. John's	1	0	2015	2015
Tampa	3	0	1954	1970
Tennessee	1	3	1966	1976
UT-Chattanooga	1	0	1998	1998
UT-Martin	1	0	1985	1985
Texas	1	11	1996	2020
Texas AGM	2	9	1983	20177
Texas AGM Corpus Christi	0	1	2005	2005
TCU	1	4	1994	2014
Texas-Dallas	1	0	1977	1977
Texas Tech	3	1	1970	2018
Texas State	1	0	1991	1991
Trinity	0	1	1974	1974
Trinity of Ireland	2	0	1989	1989
Tulaane	4	3 (1)	1964	2021
Valdosta State	26	0	1952	1989
Vanderbilt	1	3	1987	2020
VCU	2	4	1989	1997
UC-Irvine	0	1	1983	1983
UCLA	0	2	2008	2011
UC-Santa Barbara	2	0	1990	1991
USC	0	2	2011	2011
Washington (Mo.)	1	0	1966	1966
West Florida	3	0	1971	1986
West Virginia	5	0	1985	2001
Western Carolina	1	0	1984	1984
Western Kentucky	1	0	1979	1979

FLORIDA STATE®

MATCH-BY-MATCH RESULTS



DON LOUCKS
(1948-50; 52-53)

CAREER RECORD: 53-20

Loucks became the first coach of the men's tennis program in 1948 after coaching every sport

at the Florida State College for Women in 1936. Under his leadership, the 'Noles went 29-13 during his first stint from 1948-50, then went 24-7 after returning for another two years in 1952-53. He went on to be named Dean of Men from 1957-67. The courts at the Scott Speicher Tennis Center are named in his honor, and Loucks was named to the Florida State Athletics Hall of Fame in 1985.

1948 (9-4)

Stetson	L	6-3
Florida Southern	L	8-1
at Mercer	W	9-0
at Middle Georgia	W	9-0
at Georgia-Savannah	W	9-0
at Troy	W	9-0
Emory	W	5-2
at Stetson	W	6-3
at Emory	L	6-1
Middle Georgia	W	9-0
Georgia-Savannah	W	9-0
at Florida Southern	L	9-0
Troy	W	8-1

1949 (11-2)

Mercer	W	6-1
Oglethorpe	W	5-1
at Mississippi College	W	9-0
at Millsaps	W	9-0
Charleston	W	5-3
Florida Southern	W	5-4
Mississippi College	W	6-3
Mississippi College	W	7-2
at Florida Southern	L	5-3
at Stetson	L	5-4
Emory	W	5-2
at Mercer	W	8-1
Stetson	W	6-3

1950 (9-7)

Pensacola Navy	L	9-0
Davidson	L	9-0
Mississippi College	W	7-0
Mercer	W	9-0
Emory	W	8-1
Indiana	L	6-3
Florida Southern	W	9-0
at Mercer	W	9-0
at Georgia	L	5-4
at Emory	W	7-2
Presbyterian	L	7-1
Stetson	W	6-3
at Florida Southern	W	8-1
at Stetson	W	6-3
Birmingham Southern	L	6-1
Chapultepec Sporting Club	L	9-0



RALPH MATHERLY
(1951)

CAREER RECORD: 7-8

Matherly had the honor of taking over the tennis team between Loucks' stints, and in his only

year leading the men's tennis team, they won the Dixie Conference Championship in the last year the Seminoles were in the league. After coaching the tennis team in 1951, Matherly was named the head baseball coach in 1952. He played collegiate football, baseball, and basketball at Colgate.

1951 (7-8)

Georgia	L	5-3
Concordia	W	5-1
at Miami	L	8-1
at Florida Southern	W	9-0
at Rollins	L	9-0
Davidson	L	6-3
Loyola (La.)	L	5-1
Indiana	L	7-2
Emory	W	8-1
Mercer	W	6-3
at Emory	W	7-2
at Jacksonville Navy	L	6-2
at Mercer	W	7-2
Miami	L	9-0
Florida Southern	W	9-0

1952 (9-5) - Don Loucks

Loyola (La.)	L	5-2
Mercer	W	5-4
Concordia	W	5-0
at Mercer	W	6-3
at Georgia	W	6-3
Michigan	L	7-2
Indiana	L	9-0
at Valdosta State	W	9-0
Valdosta State	W	9-0
Miami	L	9-0
Florida Southern	W	7-2
at Florida Southern	W	9-0
at Orlando AFB	W	9-0
at Rollins	L	7-2

1953 (15-2) - Don Loucks

Georgia	W	6-3
Jacksonville State	W	8-1
at Spring Hill	W	8-1
at Louisiana State	L	8-1
at Loyola (La.)	W	5-4
Kenyon	W	7-2
Auburn	W	8-1
Mercer	W	9-0
Valdosta State	W	9-0
at Florida Southern	W	9-0
at Rollins	L	9-0
at Valdosta State	W	9-0
at Georgia	W	7-1
at Emory	W	7-2
at Mercer	W	9-0
at Auburn	W	8-1
Florida Southern	W	9-0



KEITH PITCHFORD
(1954-58)

CAREER RECORD: 45-36

The Seminoles went 13-5 in Pitchford's first season after taking over from Don Loucks in 1954.

Unfortunately, the program managed fewer wins than the previous year in each successive season under Pitchford, before rallying for a 9-7 record in his final year. Like his two predecessors, Pitchford also coached another sport at FSU, taking the helm of the FSU Men's Golf team in 1967, going 8-1 on the season.

1954 (13-5)

at Tampa	W	7-0
at Miami	L	9-0
at Florida Southern	W	8-1
at Rollins	L	8-1
at Stetson	W	10-0
Davidson	W	5-4
Georgia Tech	W	8-1
Stetson	W	10-0
Emory	W	9-0
Louisiana State	L	8-2
Concordia	W	7-0
at Georgia	W	6-3
at Emory	W	7-1
at Georgia Tech	L	6-3
Rollins	L	8-1
Mercer	W	8-1
Tampa	W	7-0
Florida Southern	W	6-1

1955 (10-6)

Presbyterian	L	9-0
Georgia	W	9-0
Auburn	W	7-1
Ohio State	W	8-1
Pensacola Navy	L	6-3
Georgia Tech	W	5-4
at Florida Southern	W	8-1
at Rollins	L	9-0
at Stetson	W	6-1
Mississippi	W	9-0
Indiana	L	8-1
Emory	W	8-1
at Auburn	W	8-0
at Georgia Tech	L	5-4
at Pensacola Navy	L	8-1
at Emory	W	9-0

Did You Know:

The Seminoles have played in three different conferences as a men's tennis program: the Dixie Conference from 1948-1951, the Metro Conference from 1977-1991, and the ACC from 1992-present. From 1952-1976, the Seminoles were independent.


FLORIDA STATE®

MATCH-BY-MATCH RESULTS

1956 (8-7)		
Georgia	L	6-3
Ohio State	W	9-0
Southern Illinois	W	7-2
Georgia Tech	W	6-3
Miami	L	9-0
Florida	L	9-0
Indiana	L	6-3
Emory	W	9-0
at Mercer	W	7-2
at Georgia	L	6-3
at Georgia Tech	L	9-0
at Emory	W	8-1
Florida Southern	W	7-2
Mercer	W	7-2
at Florida	L	7-2

1957 (5-11)		
Georgia	L	5-0
Mercer	W	8-1
Georgia Tech	L	6-3
Michigan State	L	6-3
Duke	L	7-1
at Florida	L	8-1
Murray State	W	4-3
Miami	L	9-0
Indiana	L	7-2
Florida	L	7-2
at Rollins	L	9-0
at Florida Southern	W	9-0
at Mercer	W	6-3
at Georgia	L	7-2
at Georgia Tech	L	7-2
at Emory	W	7-2

1958 (9-7)		
Georgia	W	5-4
Georgia Tech	L	7-2
Michigan State	W	5-4
Jacksonville State	W	9-0
Howard	W	8-1
Indiana	W	6-3
at Florida	L	8-1
Mississippi State	W	7-2
Louisiana State	L	7-0
Rollins	L	8-1
Florida	L	9-0
Mercer	W	9-0
Stetson	W	8-1
at Georgia	L	8-1
at Georgia Tech	L	8-1
at Mercer	W	9-0



JOHN POWLESS (1959-60)

CAREER RECORD: 25-14-1

Powless came to Florida State after graduating from Murray State in 1957 and being inducted into the school's Hall

of Fame the same season as part of the inaugural class. At Florida State, he was also an assistant coach with Bud Kennedy for the Seminole basketball team. After leaving Tallahassee, he went on to be the head basketball coach of Wisconsin and coach the USTA Davis Cup Junior Team that included, among others, future legends Arthur Ashe and Sam Smith.

1959 (14-6)		
at Louisiana State	L	5-4
Georgia	W	5-4
Miami	L	9-0
Georgia Tech	L	5-4
Southern Illinois	W	7-2
Minnesota	W	6-3
Florida	W	6-3
Michigan State	W	8-1
Indiana	W	6-3
Indiana	W	8-1
Howard	W	8-1
at Florida	W	6-3
Murray State	W	7-2
at Jacksonville	W	9-0
Pensacola Navy	W	8-1
at Georgia	W	5-4
at Georgia Tech	L	9-0
at Stetson	W	8-1
at Rollins	L	5-4
at Miami	L	8-1

1960 (11-8-1)		
Presbyterian	L	7-2
Georgia	W	5-4
at Pensacola Navy	W	9-0
Southern Illinois	W	5-4
Minnesota	W	7-2
Southern Mississippi	W	9-0
Louisiana State	W	9-0
vs. Navy	W	5-4
vs. Amherst	W	7-2
Michigan State	L	5-4
Michigan State	L	5-4
Miami	L	7-0
Concordia	W	7-0
Kentucky	W	9-0
Mississippi State	W	5-4
Rollins	L	5-4
at Georgia	T	4-4
at Florida	L	7-2
at Miami	L	9-0
at Rollins	L	4-3



BUBBA MCGOWAN (1961)

CAREER RECORD: 16-5

McGowan was starting his second season as an assistant football coach with the Seminoles when

he was named the head tennis coach before the 1961 season. In his only season in charge, the 'Noles went 16-5.

1961 (16-5)		
Georgia	W	7-2
Georgia	W	8-1
Georgia Tech	W	8-1
Southern Illinois	W	7-2
Auburn	W	9-0
at Navy	W	8-1
at Navy	W	7-2
Florida	L	7-2
Amherst	W	7-2

East Carolina	W	8-1
Florida Southern	W	7-0
at Louisiana State	W	6-1
at Rollins	W	8-1
at Miami	L	7-2
at Auburn	W	9-0
at Mississippi State	W	6-3
at Alabama	W	9-0
at Florida	L	6-3
Miami	L	9-0
Mississippi State	W	7-2
Rollins	L	6-3



EDDIE CUBBON (1962-63)

CAREER RECORD: 27-13

One of a number of connections between the Seminoles and West Virginia, Cubbon came

to Florida State in 1954 as the Business Manager of Athletics. In 1962, he became head tennis coach and began teaching Physical Education. However, his greatest contribution came away from the courts during World War II, when he became a Naval officer after the bombing of Pearl Harbor and served until the end of the war.


1962 (11-8)		
Lamar Tech	L	8-0
Georgia	L	7-2
Georgia	L	5-4
Pennsylvania	W	5-4
Georgia Tech	W	6-3
Navy	W	4-3
Navy	W	6-3
Presbyterian	L	6-3
Furman	W	6-3
Hope	W	6-3
Amherst	W	5-4
Cincinnati	W	6-3
The Citadel	W	4-3
Presbyterian	L	4-3
Clemson	L	7-0
Furman	W	4-3
Clemson	L	9-0
Rollins	W	5-4
Florida	L	5-4

1963 (16-5)		
Fort Eustis	W	5-1
Fort Eustis	W	5-1
Georgia	W	5-3
Georgia	W	5-4
vs. Mississippi State	L	5-4
Georgia Tech	W	6-3
Northwestern	L	6-3
at Florida	W	6-3
Valdosta State	W	10-0
at Valdosta State	W	9-0
Amherst	W	9-0
Hope	W	8-1
Columbia	W	7-2
Columbia	W	6-3
Columbia	W	7-2

FLORIDA STATE®

MATCH-BY-MATCH RESULTS

Presbyterian	L	6-3
Cincinnati	W	11-0
at Georgia Tech	L	6-3
at Georgia	L	6-3
at Mercer	W	8-1
at Rollins	W	5-4



PAUL SCARPA (1964)


CAREER RECORD: 12-11

The legendary coach began his coaching career in 1964 with the Seminoles after graduating from Florida State in

1962. Although 1964 was his only season with FSU, he took over Furman in 1967 and stayed with the Paladins until 2011, when he retired as the longest tenured coach in Furman and Southern Conference history with 853 wins and 17 SoCon titles.

1964 (12-11)

Valdosta State	W	9-0
Florida	L	5-4
Tulane	L	5-3
vs. Mississippi State	L	7-2
Georgia	L	5-4
Georgia	L	8-1
vs. Navy	W	5-4
vs. Navy	W	5-4
Northwestern	L	7-2
Northwestern	L	8-1
Notre Dame	W	5-4
Notre Dame	W	5-4
Clemson	W	5-4
Georgia Tech	W	5-4
Amherst	W	9-0
Hope	W	7-2
at Valdosta State	W	7-0
at Florida	L	5-4
at Clemson	W	5-4
at Presbyterian	W	7-2
at Georgia Tech	L	6-3
at Miami	L	7-2
at Miami	L	7-2



LEX WOOD (1965-69)

CAREER RECORD: 81-33-1

Wood came to play at Florida State from South Africa in 1962. In 1963, his singles match record was 22-1 and finished his

career with 51 victories in 54 singles matches. Immediately after playing, Wood became the eighth Seminole head coach and was inducted into the Florida State Hall of Fame for his playing and coaching careers in Tallahassee in 1982.

1965 (11-7)

Mississippi State	L	7-2
Northeast Missouri State	W	8-0
at Valdosta State	W	9-0
Florida	W	8-1
Kentucky	W	6-0
Pensacola Navy	W	7-2
Mississippi State	L	7-2
Georgia Tech	L	7-2
Navy	W	8-1
Rutgers	W	9-0
Rutgers	W	9-0
Valdosta State	W	9-0
at Rollins	L	5-4
at Florida	W	5-4
at Presbyterian	W	5-4
at Georgia Tech	L	5-4
Miami	L	6-3
Indiana	L	5-4

1966 (13-10)

vs. Mississippi State	L	7-2
Florida	W	7-2
Southwestern (Tenn.)	W	9-0
at Florida	W	5-4
Rollins	L	5-4
at Mississippi State	L	7-2
at Alabama	W	7-2
Tennessee	W	5-4
Ohio Wesleyan	W	9-0
Ohio Wesleyan	W	8-1
Navy	W	7-2
Georgia Tech	L	8-1
Amherst	W	6-3
Washington (Mo.)	W	9-0
at Georgia Tech	L	5-4
at Tennessee	L	7-0
vs. Kentucky	W	8-1
North Carolina	W	5-4
North Carolina	L	5-4
Murray State	W	5-4
at Miami	L	9-0
at Miami	L	9-0
at Rollins	L	5-4

1967 (15-7)

vs. Mississippi State	L	8-1
Florida	L	6-3
Pensacola Navy	W	9-0
Jacksonville	W	9-0
Presbyterian	W	8-1
at Florida	L	9-0
Rollins	W	5-4
Tennessee	L	7-2
Michigan State	W	6-3
Kalamazoo	W	7-2
Georgia Tech	L	5-4
DePaul	W	8-1
DePaul	W	6-1
Amherst	W	8-1
at Valdosta State	W	9-0
Auburn	W	9-0
at Rollins	W	5-4
at Jacksonville	W	9-0
at Georgia Tech	L	6-3
Miami	L	9-0
Murray State	W	7-2
at Auburn	W	9-0

1968 (20-4)

vs. Mississippi State	L	6-3
at Jacksonville	W	9-0
at Florida	L	7-2
Kalamazoo	W	9-0
Kalamazoo	W	8-1
Virginia	W	9-0
vs. Michigan State	W	7-2
at Mississippi State	L	7-2
vs. Oklahoma	W	8-1
Columbia	W	9-0
at Auburn	W	9-0
Alabama	W	9-0
Northern Illinois	W	9-0
at Rollins	W	7-2
Oglethorpe	W	7-2
Furman	W	9-0
Auburn	W	8-1
at Miami	L	7-2
at Valdosta State	W	9-0
Rollins	W	5-4
Georgia Tech	W	5-4
Valdosta State	W	9-0
Georgia Tech	W	8-1
Columbus	W	6-3

1969 (22-5-1)

vs. Mississippi State	W	9-0
at Houston	L	5-4
at Rice	L	6-1
at Louisiana State	W	7-2
at Tulane	T	3-3
Presbyterian	W	9-0
Florida	L	7-2
Michigan State	W	7-2
Southern Illinois	W	6-3
at Valdosta State	W	9-0
Kalamazoo	W	9-0
Calvin	W	9-0
Kalamazoo	W	8-1
Virginia	W	8-1
Virginia	W	6-3
Indiana	W	7-2
at Rollins	W	6-3
at Florida	L	8-1
Columbus	W	7-2
Miami	L	5-4
Eastern Kentucky	W	9-0
Valdosta State	W	9-0
Georgia Southern	W	9-0
Mississippi State	W	6-3
Jacksonville	W	9-0
Georgia Tech	W	5-4
at Columbus	W	7-2
South Florida	W	9-0

FLORIDA STATE®

MATCH-BY-MATCH RESULTS



PETE BARIZON (1970-71)

CAREER RECORD: 37-13

Barizon went 18-3 in his second of two seasons with the Seminoles in

1971. Before coaching the Seminoles, Barizon graduated from the University of Arizona, spent time teaching in Nigeria through the Peace Corps, played in the 1961 U.S. Open and played doubles with Arthur Ashe in the 1961 National Clay Court competition. After leaving Tallahassee, Barizon coached and taught at Ray High School in Corpus Christi, Texas.

1970 (19-10)

Mississippi State	L	6-3
Louisiana State	W	6-3
UT-Pan American	L	6-1
Texas Tech	L	5-2
Baylor	W	5-2
Georgia Southern	W	8-1
Houston	L	8-1
Furman	W	8-1
Florida	W	6-3
Presbyterian	W	5-4
Georgia	W	5-0
Middle Tennessee State	W	9-0
Northwestern	W	8-1
Northwestern	W	7-1
Calvin	W	8-1
North Carolina	L	5-3

Illinois	W	5-2
Miami	L	9-0
Georgia	L	8-1
Georgia Tech	W	6-3
Columbus	W	6-3
Florida	L	9-0
Tampa	W	9-0
Rollins	L	5-4
South Florida	W	9-0
Miami	L	9-0
Jacksonville	W	9-0
Florida AGM	W	5-1
Columbus	W	5-4

1971 (18-3)

Mississippi State	W	8-0
at Miami	L	8-1
Florida	W	6-3
Presbyterian	W	5-3
Southern Illinois	W	5-4
Kalamazoo	W	7-2
West Florida	W	7-0
at Florida AGM	W	9-0
Alabama	W	5-4
Georgia Tech	L	5-4
South Carolina	W	7-2
Wingate	W	6-3
Tulane	W	6-3
Rollins	W	6-3
at Georgia	L	9-0
at Georgia Southern	W	5-4
South Florida	W	7-2
at Florida	W	5-4
Jacksonville	W	8-1
Valdosta State	W	9-0
Columbus	W	8-1



SCOTT BRISTOL (1972)


CAREER RECORD: 18-4

Bristol first made his mark in Tallahassee as a player for legendary coach Lex Wood in 1968

as a sophomore from Burlington, Vt. In his only year at the helm, the 'Noles went 18-4 and finished ranked No. 33 in the country at the end of the season while making the NCAA Tournament for the first time.

1972 (18-4)

at West Florida	W	9-0
Middle Tennessee State	W	7-2
Presbyterian	W	6-3
Tennessee Tech	W	7-2
Minnesota	W	7-2
Southern Illinois	W	6-3
Kalamazoo	W	8-1
South Carolina	W	6-3
Northern Illinois	W	8-1
at Florida	W	5-4
Wake Forest	W	6-3
Virginia	W	5-4
at Jacksonville	W	7-2
Miami	L	8-1
Georgia	L	6-3
UT-Pan American	L	5-4
at Rollins	L	6-3
at South Florida	W	9-0
Georgia Southern	W	8-1
at Valdosta State	W	9-0
at Columbus	W	8-1
at Alabama	W	5-2



RANDY JOBSON (1973-75; 1980-83)

CAREER RECORD: 101-62

Like his predecessor Bristol, Jobson was on the Seminole tennis team from 1966-68 under coach Lex Wood. Jobson returned to the Seminoles in 1973 and led the team for three seasons, going 35-18 during his first stint with FSU. Jobson came back to Florida State in 1980 and led the 'Noles to their first two Metro Conference championships, in 1981 and 1983.

1973 (11-4)

Mississippi State	W	9-0
at Florida International	W	9-0
at Miami	L	7-2
North Carolina	L	7-2
Kentucky	W	7-2
Kalamazoo	W	7-2
Minnesota	W	8-1
South Florida	W	7-2
Valdosta State	W	9-0
Cumberland	W	9-0



FLORIDA STATE®

MATCH-BY-MATCH RESULTS



at Florida Tech	W	7-2
Rollins	W	9-0
at Georgia	L	7-2
Columbus	W	7-1
Florida	L	6-3

1974 (10-8)

Furman	W	9-0
Presbyterian	W	9-0
Duke	W	8-1
Eastern Kentucky	W	9-0
at UT-Pan American	W	6-0
at Trinity	L	5-4
at Rice	L	5-4
at Houston	L	7-2
Southern Illinois	L	6-3
Kalamazoo	W	7-2
Samford	W	7-2
at South Carolina	W	5-4
at Clemson	W	5-4
Miami	L	7-2
at South Florida	W	6-3
at Alabama	L	6-3
at Florida	L	8-1
at Georgia	L	6-3

1975 (14-6)

Samford	W	7-2
Florida	L	6-3
Duke	W	6-3
North Carolina	L	7-2
Eastern Kentucky	W	9-0
Florida Tech	W	8-1
South Carolina	L	5-4
Kentucky	L	5-4
Southern Illinois	L	6-3
Louisiana State	W	7-2
Flagler	W	9-0
Alabama	W	5-4
Kalamazoo	W	8-1
Georgia	W	5-4
Wake Forest	W	5-4
Valdosta State	W	6-0
Rollins	W	7-2
Florida International	W	6-3
Miami	L	8-1
South Florida	W	7-2



KEN VINSON (1976-77)

CAREER RECORD: 9-34-1

Vinson coached the 'Noles for two seasons in 1976-77, compiling just nine wins in that time. He came to FSU in 1969 as a faculty

member in the Florida State College of Law. The coaching gig was the first for the 40-year-old, but he did play football at Rice and North Texas State University.

1976 (4-19)

Flagler	W	5-4
Middle Tennessee State	W	5-4
Hampton	L	6-3
North Carolina	L	5-4
Duke	L	8-1
Kentucky	L	8-1
Kansas	L	6-3
Clemson	L	5-4
Tennessee	L	8-1
Calvin	W	9-0
Kalamazoo	L	7-2
Wake Forest	L	7-2
Miami	L	9-0
at Florida	L	8-1
at Louisiana Lafayette	L	6-3
at Louisiana State	L	8-1
at Alabama	L	7-2
at Rollins	L	8-1
at Florida Tech	W	5-4
at Flagler	L	6-3
at South Carolina	L	8-1
at Georgia	L	8-1
South Florida	L	7-2

1977 (5-15-1)

Louisiana Lafayette	L	6-3
Valdosta State	W	9-0
South Florida	L	6-3
Furman	L	7-2
Mississippi State	L	9-0

Duke	L	9-0
Kansas	L	5-4
Wake Forest	L	7-2
Kent State	W	7-2
Auburn	L	6-3
Kalamazoo	W	5-4
Texas-Dallas	W	6-0
Illinois State	W	5-4
Flagler	L	9-0
Georgia Southern	L	7-2
Rollins	L	7-2
Florida Tech	L	9-0
South Florida	L	9-0
Miami	L	9-0
Florida International	T	3-3
Florida	L	9-0



JUAN ORTIZ (1978-79)

CAREER RECORD: 34-13

Yet another former Seminole athlete that came back to coach the team, Ortiz led the Seminoles to a second place finish

in the Metro Conference in 1978, his first with the team and Florida State's second in the league. Before FSU, Ortiz was the 1970 national singles champion in his native Puerto Rico.

1978 (17-5)

South Florida	L	8-1
Georgia Southern	W	5-4
Furman	W	5-4
Jacksonville	L	5-4
Old Dominion	W	5-4
Mississippi	W	5-4
Cincinnati	W	8-1
Louisville	W	7-2
Kalamazoo	W	6-3
Indiana	W	6-3
The Citadel	W	7-2
Central Florida CC	W	8-1
Central Florida CC	W	8-1
Abraham Baldwin Ag. Col.	W	9-0
Florida International	W	6-3
Florida Tech	L	6-3
Rollins	L	5-4
Florida	L	7-2
Flagler	W	6-3
Central Florida CC	W	5-4
Alabama	W	5-4
Flagler	W	5-4

1979 (17-8)

Boston College	W	9-0
South Florida	L	7-2
Arkansas-Little Rock	W	8-1
Mississippi State	L	5-4
Western Michigan	W	7-2
North Carolina	W	6-3
Old Dominion	W	6-3
Miami	L	5-4
Appalachian State	W	5-4
Southern Illinois	W	6-3
Western Kentucky	W	9-0

FLORIDA STATE®

MATCH-BY-MATCH RESULTS

Alabama	L	5-4
Mississippi	W	5-4
Illinois	W	7-2
St. Francis	W	6-3
South Carolina	L	6-3
South Alabama	W	8-1
Indiana	W	5-4
Nicholls State	L	8-1
New Orleans	W	8-1
Southeastern Louisiana	W	5-4
Rollins	W	8-1
Florida	L	6-3
Louisiana Monroe	W	6-3
at South Florida	L	5-4

1980 (12-7) - Randy Jobson

South Florida	W	5-4
vs. UAB	W	7-2
at Valdosta State	W	6-3
at Flagler	L	5-4
Georgia Southern	W	7-2
at Miami	L	9-0
Furman	L	6-3
North Carolina	L	7-2
Illinois-Chicago	W	9-0
UT-Pan American	W	5-4
South Alabama	W	8-1
at Alabama	L	7-2
at Auburn	L	7-2
Valdosta State	W	8-1
Southeastern Louisiana	W	7-2
at South Florida	W	7-2
at Rollins	L	7-2
at Florida	W	5-4
Flagler	W	7-0

1981 (12-14) - Randy Jobson

South Florida	W	8-1
Central Florida CC	W	9-0
at Valdosta State	W	9-0
vs. UAB	L	5-4
Jacksonville	W	7-2
Georgia Southern	L	7-2
Western Michigan	W	7-2
Auburn	L	8-1
Purdue	W	8-1
North Carolina	L	7-2
Alabama	L	8-1
at Clemson	L	8-1
at Michigan	L	6-3
at NC State	L	6-3
at Princeton	L	6-3
Flagler	W	7-2
at Georgia Southern	W	5-4
at Georgia	L	8-1
at South Carolina	L	6-3
Florida International	W	8-1
Florida	L	6-3
Valdosta State	W	8-1
Rollins	L	5-4
vs. Nicholls State	L	5-4
vs. South Alabama	W	5-4
at UAB	W	7-2

1982 (23-10) - Randy Jobson

at Louisiana State	L	7-2
at Nicholls State	W	9-0
at Louisiana Lafayette	L	7-2

at Flagler	W	8-1
at Jacksonville	W	7-2
at Rollins	W	7-2
at South Florida	W	5-4
UAB	W	7-2
Georgia Southern	W	6-3
Florida A&M	W	9-0
Michigan	L	7-2
Miami	L	7-2
Auburn	L	5-4
Florida International	W	6-3
Western Michigan	W	8-1
at Georgia Southern	W	8-1
at Georgia	L	9-0
Purdue	W	8-1
Hampton	W	9-0
Anderson JC	W	7-2
Mississippi	W	6-3
Miami	L	8-1
Southern Illinois	W	7-2
Maryland	W	5-4
at South Carolina	W	5-4
at Furman	W	5-4
Nebraska	W	7-2
Jacksonville	W	7-2
at Auburn	L	5-4
at Alabama	L	6-3
Valdosta State	W	8-1
Florida Atlantic	W	9-0
at Florida	L	5-3

1983 (19-13) - Randy Jobson

Abraham Baldwin Ag. Coll.	W	7-2
Auburn-Montgomery	W	9-0
Michigan	L	6-3
South Alabama	W	6-3
UC Irvine	L	5-4
UCF	W	6-3
Georgia Southern	L	7-2
Jacksonville	W	9-0
South Florida	L	6-3
South Alabama	L	5-4
Rollins	W	7-2
Rice	W	6-3
Furman	W	6-2
Florida Atlantic	W	9-0
North Carolina	W	6-3
Lander	W	6-3
Anderson JC	W	9-0
Wake Forest	W	6-3
UNC-Asheville	W	9-0
vs. Texas A&M	L	7-2
at South Alabama	W	7-2
Austin Peay	W	7-2
Ohio State	W	7-2
vs. Florida JC	W	9-0
Auburn	L	7-2
Louisiana Lafayette	L	5-4
Abraham Baldwin Ag. Coll.	W	6-1
at Florida	L	7-2
at Miami	L	5-1
Louisiana State	L	5-4
at Georgia	L	5-4
at Georgia Southern	L	6-3



**RICHARD
McKEE
(1984-90)**

CAREER RECORD: 129-65-1

By the time of his departure from Florida State after the 1990 season, McKee was the longest

tenured and most successful coach in school history, winning more matches than anyone else at the time. In his first season, McKee led the Seminoles to a 31-8 record, the single-season wins record that still stands today.

1984 (31-8)

Okaloosa-Walton CC	W	9-0
Auburn-Montgomery	W	8-1
Florida JC	W	9-0
vs. Georgia Southern	W	8-1
at South Florida	W	7-2
UCF	W	5-1
Tulane	W	9-0
at New Orleans	W	8-1
vs. Texas A&M	L	7-2
vs. Southeastern Louisiana	W	8-1
at Louisiana State	L	5-1
at South Carolina	L	7-2
at Virginia Tech	W	9-0
at Memphis State	W	5-1
Evansville	W	9-0
Furman	W	8-1
at Florida	W	6-3
at Georgia Southern	W	5-4
at Georgia	L	6-3
Georgia Tech	W	4-2
vs. Palm Beach CC	W	7-2
vs. Florida International	W	9-0
Southern Mississippi	W	9-0
Mississippi	L	5-4
Wake Forest	W	5-4
Western Carolina	W	8-1
Anderson JC	W	9-0
Georgia State	W	9-0
Kalamazoo	W	9-0
Akron	W	8-1
Flagler	W	6-3
New Orleans	W	5-1
at Alabama	L	8-1
at Abraham Baldwin Ag. Coll.	W	6-3
Louisiana Lafayette	L	8-1
vs. Murray State	W	5-1
vs. Maryland	L	5-4
at Louisiana Monroe	W	5-4
vs. CSU-Long Beach	W	9-0

FLORIDA STATE®

MATCH-BY-MATCH RESULTS

1985 (25-4)		
Auburn-Montgomery	W	8-1
North Florida	L	5-4
Florida JC	W	9-0
Yale	W	8-1
South Florida	W	9-0
Auburn	W	7-2
Florida	L	5-4
Emory	W	8-1
Furman	W	8-1
Southern Mississippi	W	9-0
West Virginia	W	9-0
Miami	W	5-4
Alabama	W	6-3
South Alabama	W	6-0
at Flagler	W	6-3
at Georgia Southern	W	6-3
vs. UAB	W	8-1
at Jacksonville	W	8-1
at Miami	L	5-4
vs. South Carolina	L	5-3
vs. Kentucky	W	5-3
vs. Auburn	W	7-2
vs. Louisiana Lafayette	W	5-1
Louisiana Lafayette	W	5-4
Auburn	W	6-3
McNeese State	W	5-4
at Florida	W	6-3
Rollins	W	5-0
UT-Martin	W	5-1

1986 (10-13)		
Tulane	W	6-3
Auburn-Montgomery	L	5-4
West Florida	W	9-0
North Florida	W	7-2
Arizona State	L	9-0
Florida	L	7-2
South Florida	L	6-3
at Auburn	L	6-3
vs. Furman	W	6-3
Louisiana Tech	L	6-3
vs. Kentucky	L	6-3
vs. Baylor	W	5-4
vs. Arkansas-Little Rock	L	7-2
vs. Oklahoma State	L	5-1
West Virginia	W	5-4
Southern Illinois	W	7-2
Mississippi State	W	6-3
at Louisiana Lafayette	L	9-0
at Tulane	W	5-1
at Alabama	L	7-2
at South Florida	L	5-4
at Florida	L	8-1
vs. Abraham Baldwin Ag. Coll.	W	8-1

1987 (13-10)		
Indiana	L	5-4
Auburn-Montgomery	W	9-0
Florida JC	W	8-1
Louisiana Lafayette	L	7-2
North Florida	W	7-2
Florida Atlantic	W	8-1
South Alabama	W	6-3
at Florida	L	4-5
vs. Furman	W	5-4
vs. Vanderbilt	L	5-4
Southeastern Louisiana	L	6-3
Alabama	L	6-3

Belhaven	W	8-1
Hampton	L	5-4
at Miami	L	6-3
at North Carolina	L	7-2
Louisville	W	8-1
Florida	W	6-3
Kalamazoo	W	6-3
Abraham Baldwin Ag. Coll.	W	7-2
McNeese State	L	7-2
Georgia Southern	W	5-4
at Southern Mississippi	W	9-0

1988 (13-10-1)		
Auburn-Montgomery	W	9-0
Southern Mississippi	W	9-0
Virginia Tech	W	9-0
Abraham Baldwin Ag. Coll.	W	9-0
vs. Mississippi State	L	7-2
vs. Southeastern Louisiana	L	5-1
at Alabama	L	5-1
vs. North Carolina	L	5-4
at South Florida	L	6-3
vs. Rice	L	5-4
vs. Furman	W	6-0
vs. Arkansas	L	5-4
vs. Nebraska	W	5-4
vs. Clemson	L	5-1
vs. McNeese State	L	5-3
Georgia Southern	W	7-2
McNeese State	T	3-3
Kalamazoo	W	5-1
Florida	W	6-3
Georgia State	W	8-1
Southeastern Louisiana	L	5-4
South Alabama	W	7-2
at Florida	W	6-3
North Florida	W	6-3

1989 (18-12)		
Trinity College of Ireland	W	6-0
Trinity College of Ireland	W	7-2
Valdosta State	W	8-1
vs. Tennessee Tech	W	5-4
at Auburn	L	5-2
vs. Auburn-Montgomery	L	5-2
vs. Huntingdon	W	5-1
Jacksonville	W	7-2
Flagler	W	6-2
South Florida	W	5-4
at Florida	L	7-2
at South Alabama	L	6-3
vs. San Diego State	L	5-1
vs. Oklahoma	L	5-2
vs. Kansas	W	5-4
vs. Louisiana Lafayette	L	5-4
Georgia Southern	W	5-4
Virginia Tech	W	6-2
Columbia	W	8-1
Georgia State	W	5-4
VCU	W	6-0
Huntingdon	L	9-0
vs. Furman	L	5-4
vs. DePaul	W	5-4
at UCF	W	5-1
at Miami	L	5-1
at Florida International	L	5-2
Southern Mississippi	W	6-3
Southeastern Louisiana	L	6-0
North Florida	W	5-4

1990 (19-8)		
Georgia State	W	5-4
Georgia Tech	W	4-3
Auburn	L	5-2
Flagler	W	9-0
Georgia Southern	L	5-4
Jacksonville	W	9-0
Florida	L	7-2
North Florida	W	9-0
Louisiana Lafayette	W	7-2
Abraham Baldwin Ag. Coll.	W	9-0
Georgia Southern	W	6-3
Furman	W	6-3
Clemson	L	7-2
Tennessee Tech	W	6-3
DePaul	W	9-0
Southeastern Louisiana	W	5-1
Texas A&M	L	5-1
McNeese State	W	7-2
Southern Mississippi	W	5-4
Louisiana Lafayette	L	5-4
CSU-Long Beach	W	6-3
UC-Santa Barbara	W	5-1
Virginia	L	5-4
Florida International	W	5-1
Miami	L	5-4
South Florida	W	6-3
Southeastern Louisiana	W	5-1



DAVID BARRON
(1991-99)

CAREER RECORD: 141-84

Barron left Florida State as the winningest coach in school history, finishing with 141 victories in nine seasons with the Seminoles. Before resigning after the 1999 season, Barron led the team into the ACC and made the NCAA Tournament five of his last six seasons.

1991 (16-7)		
vs. Arkansas	L	6-3
at Georgia Tech	L	6-3
vs. South Alabama	W	6-4
North Florida	W	9-0
Louisiana Lafayette	W	8-1
Abraham Baldwin Ag. Coll.	W	9-0
Georgia Southern	W	9-0
Furman	W	9-0
vs. Texas State	W	6-0
vs. Memphis State	W	7-0
at Southeastern Louisiana	W	5-1
vs. Texas A&M	L	5-1
vs. Louisiana Lafayette	W	5-4
vs. CSU-Long Beach	W	5-4
vs. UC-Santa Barbara	W	6-0
Virginia	L	5-4
at Florida International	W	5-1
vs. Ohio State	L	5-4
at Miami	L	6-3
South Florida	W	6-3
UAB	L	5-4
Southeastern Louisiana	W	5-1
Rollins	W	8-0

FLORIDA STATE®

MATCH-BY-MATCH RESULTS

1992 (14-9)		
Rollins	W	5-4
North Florida	W	6-3
Florida International	L	5-4
at South Florida	L	5-4
at Florida	L	7-2
Georgia Southern	W	5-1
NC State	W	5-4
North Carolina	L	6-3
vs. Notre Dame	L	5-1
vs. Texas A&M	L	5-4
vs. Southern Methodist	W	7-2
Middle Tennessee State	W	5-1
Georgia State	W	7-0
Louisiana Lafayette	W	6-3
Wake Forest	W	5-1
at Georgia Tech	W	5-4
at Clemson	W	5-4
at Furman	W	5-1
at Maryland	W	5-2
Miami	L	5-3
Duke	L	5-2
vs. Wake Forest (ACC)	W	5-3
vs. Duke (ACC)	L	5-3

1993 (17-8)		
Jacksonville	W	7-0
Louisiana Lafayette	W	6-1
Georgia Southern	W	7-0
Georgia State	W	7-0
Furman	W	5-2
Clemson	W	6-1
at Mississippi State	L	5-2
at Mississippi	L	4-3
vs. Colorado	L	4-2
vs. South Alabama	L	4-3
vs. Wisconsin	W	4-3
Florida	L	6-1
Maryland	W	7-0
Virginia	W	6-1
West Virginia	W	6-1
at Wake Forest	W	6-1
at Duke	L	7-0
at North Carolina	L	6-1
at NC State	W	4-3
Georgia Tech	W	4-3
South Florida	W	4-3
at Florida International	W	4-3
at Miami	W	4-3
vs. Clemson (ACC)	W	5-2
vs. North Carolina (ACC)	L	5-2

1994 (15-9)		
Georgia Southern	W	7-0
Georgia State	W	7-0
Mississippi State	L	6-1
Jacksonville	W	7-0
Louisiana Lafayette	W	5-2
Miami	W	5-2
Florida International	W	4-3
North Carolina	L	4-3
Wake Forest	W	6-1
Duke	L	4-3
at South Florida	W	5-2
NC State	W	7-0
Miami (Ohio)	W	5-2
at VCU	L	6-1
at Furman	W	5-2
at Clemson	L	4-3

at Texas A&M	L	6-1
at TCU	L	4-3
at West Virginia	W	4-3
at Maryland	W	7-0
at Virginia	W	6-1
at Georgia Tech	W	4-3
vs. Clemson (ACC)	L	4-3
vs. Georgia Tech (NCAA)	L	4-2

1995 (18-8)		
Georgia Southern	W	7-0
Georgia State	W	7-0
Louisiana Lafayette	W	5-2
Jacksonville	W	7-0
UCF	W	6-1
at Florida	W	5-2
Furman	W	7-0
Old Dominion	W	7-0
South Alabama	L	5-2
at Georgia	L	6-1
Virginia	W	7-0
Texas A&M	W	5-2
at Wake Forest	W	5-2
at NC State	W	6-1
vs. VCU	W	6-1
vs. Maryland	W	7-0
at North Carolina	W	4-3
at Duke	L	4-3
Georgia Tech	W	5-2
Clemson	W	4-3
South Florida	L	4-3
at Miami	L	5-2
at Florida International	L	4-3
vs. Virginia (ACC)	W	5-1
vs. Clemson (ACC)	L	4-2
vs. VCU (NCAA)	L	4-2

1996 (15-13)		
Georgia Southern	W	7-0
Georgia State	W	5-1
Louisiana Lafayette	W	6-1
vs. Kansas	L	6-1
vs. South Alabama	L	5-2
Jacksonville	W	7-0
UCF	W	5-2
at South Florida	L	5-2
North Carolina	L	6-1
Florida	L	5-2
NC State	W	7-0
Duke	W	4-3
Wake Forest	W	6-1
vs. Kansas	L	4-3
vs. Texas	L	4-3
vs. Alabama	L	4-1
at Furman	W	7-0
at Clemson	L	4-3
Florida International	W	4-3
Mississippi State	L	7-0
vs. Maryland	W	7-0
at Virginia	W	5-2
vs. VCU	L	4-0
at Georgia Tech	W	4-3
vs. Wake Forest (ACC)	W	4-2
vs. Duke (ACC)	L	4-2
vs. South Carolina (NCAA)	W	4-2
vs. Duke (NCAA)	L	4-0

1997 (16-12)		
at Mississippi State	L	7-0
Georgia Southern	W	6-0
Georgia State	W	7-0
Florida Atlantic	W	6-1
Southern Mississippi	W	5-2
Jacksonville	W	5-0
UCF	W	5-1
at Florida	W	4-3
Furman	W	6-1
at Florida International	W	4-3
at Miami	L	4-3
Old Dominion	W	5-2
Virginia	L	4-3
vs. Kansas	L	4-2
vs. Tulane	L	Def.
vs. North Carolina	L	Def.
South Florida	L	4-3
at Duke	L	5-2
at North Carolina	L	5-2
New Mexico	W	6-1
Clemson	L	4-3
Georgia Tech	W	4-3
vs. Maryland	W	5-0
at Wake Forest	W	4-0
at NC State	W	4-3
vs. North Carolina (ACC)	W	4-2
vs. Clemson (ACC)	L	4-2
vs. VCU (NCAA)	L	4-0

1998 (17-8)		
Stetson	W	7-0
Jacksonville	W	6-1
Old Dominion	W	6-1
Georgia Southern	W	7-0
Georgia State	W	5-2
Southern Mississippi	W	6-1
South Alabama	W	4-3
Florida Atlantic	W	7-0
at Florida	L	6-1
at Wake Forest	W	5-2
at North Carolina	L	5-2
UT-Chattanooga	W	6-1
at Duke	L	4-2
at NC State	W	5-2
Furman	W	5-2
Clemson	W	5-2
Florida International	W	6-1
Miami	L	4-3



FLORIDA STATE®

MATCH-BY-MATCH RESULTS

at Maryland	W	6-0
Virginia	L	5-2
Georgia Tech	L	4-3
at Georgia Tech (ACC)	W	4-1
vs. Duke (ACC)	L	4-0
Flagler	W	5-1
Virginia (NCAA)	L	4-1

1999 (13-10)

Stetson	W	5-2
Jacksonville	W	6-1
Troy	W	5-2
Georgia Southern	W	6-1
at Georgia	L	6-1
vs. Florida International	W	6-1
at Miami	L	4-3
Southern Mississippi	W	4-3
Furman	W	6-1
at Florida	L	5-2
at Wake Forest	L	4-3
at Maryland	W	7-0
at Duke	L	6-1
Virginia	W	4-3
Clemson	L	6-1
UNC-Asheville	W	7-0
at NC State	W	5-2
at North Carolina	L	4-3
South Florida	L	5-2
Florida Atlantic	W	5-2
Georgia State	W	4-3
Georgia Tech	L	6-1
at Georgia Tech (ACC)	L	4-2



WAYNE HULTQUIST (2000-PR.)

CAREER RECORD: 352-214

Hultquist is entering his 22nd season at the helm of the men's tennis program, and is the win-

ningest coach in school history with 352 victories. Hultquist has also led the team to the NCAA Tournament in each of the past 17 seasons (2020 not included due to COVID-19), and since 2003 has finished no lower than 47th in the final ITA poll (2020 not included due to COVID-19).

2000 (14-10)

at New Mexico	W	4-3
vs. TCU	L	6-1
Georgia Southern	W	4-3
UCF	W	4-3
Jacksonville	W	7-0
UNC-Asheville	W	7-0
Florida Atlantic	W	4-3
Southern Mississippi	W	4-3
Stetson	W	6-1
Wake Forest	W	5-2
at Texas	L	7-0
at Clemson	L	5-2
North Carolina	L	6-1
at Florida	L	7-0
at Maryland	W	7-0
at Virginia	L	4-3
NC State	W	4-3

Duke	L	5-2
South Alabama	L	4-3
at South Florida	L	6-1
at Furman	W	6-1
at Georgia Tech	W	4-3
Florida A&M	W	5-2
vs. Virginia (ACC)	L	4-1

2001 (10-14)

at Penn State	L	4-3
vs. West Virginia	W	6-1
Georgia Southern	W	6-1
Florida	L	4-3
at Alabama	L	7-0
Tennessee Tech	L	4-3
Furman	W	4-1
Troy	W	4-3
at Miami	L	5-2
Virginia	W	4-3
Vanderbilt	L	4-3
at NC State	W	5-2
at Wake Forest	L	6-1
Texas	L	5-2
Maryland	W	7-0
Clemson	W	4-3
Brown	W	4-3
at North Carolina	L	6-1
at Duke	L	7-0
Georgia Tech	L	5-2
South Florida	L	6-1
Florida A&M	W	7-0
vs. Wake Forest (ACC)	L	4-2
Auburn	L	4-2

2002 (12-10)

Tennessee Tech	W	7-0
Jacksonville	W	7-0
Georgia Southern	W	6-1
UCF	W	5-2
Miami	W	6-1
at Vanderbilt	L	4-3
Furman	W	6-1
Stetson	W	7-0
Alabama	L	5-2
at South Florida	L	6-1
Penn State	W	7-0
at Virginia	W	5-2
at Maryland	W	7-0
at Clemson	W	6-1
at Arizona State	L	4-3
at Florida	L	5-2
NC State	W	7-0
Wake Forest	L	6-1
North Carolina	L	6-1
at Georgia Tech	L	4-3
Duke	L	5-2
vs. Georgia Tech (ACC)	L	4-0

2003 (15-11)

Florida A&M	W	4-0
UAB	W	5-0
at Notre Dame	W	4-3
at Michigan	W	6-1
Florida	L	6-1
Rice	L	6-1
at Alabama	L	4-3
Southern Methodist	L	4-3
Miami	L	5-2
Furman	W	5-2

Georgia State	W	6-1
at Wake Forest	W	4-3
at NC State	W	6-1
at San Diego State	L	5-2
at San Diego	L	4-3
Clemson	L	4-3
South Florida	W	5-2
Maryland	W	7-0
Virginia	W	4-3
at North Carolina	W	4-3
at Duke	L	4-3
Georgia Tech	W	4-3
vs. Georgia Tech (ACC)	W	4-3
vs. Clemson (ACC)	L	4-3
vs. Miami (NCAA)	W	4-2
at Florida (NCAA)	L	4-0

2004 (10-13)

	Opp	FSU	W
Stetson	-	32	6-1
San Diego	42	32	L 4-2
at Florida	3	32	L 4-3
Princeton	-	36	W 5-2
UCF	75	36	W 5-2
Texas Tech	61	36	W 5-2
at Rice	23	36	L 4-2
at TCU	13	36	L 4-3
Michigan	44	39	W 4-3
Furman	-	39	W 5-2
at Maryland	-	45	W 7-0
at Virginia	19	45	L 4-3
at Miami	32	45	W 4-3
NC State	-	45	W 4-3
Illinois	1	41	L 5-2
Duke	4	41	W 4-3
Wake Forest	48	25	L 4-3
at Clemson	-	29	L 4-3
at Georgia Tech	40	29	L 5-2
North Carolina	14	33	L 5-2
Notre Dame	35	33	L 6-1
vs. Virginia (ACC)	10	44	L 4-1
vs. Arizona (NCAA)	20	47	L 4-3

2005 (21-8)

	Opp	FSU	W
at Hawaii	-	41	W 7-0
vs. Oregon	49	41	W 5-2
Jacksonville	-	41	W 7-0
at Illinois	5	41	L 5-2
at Notre Dame	34	41	L 4-3
at Florida	3	40	L 4-3
South Florida	51	42	W 6-1
Rice	25	43	W 6-1
Furman	-	30	W 7-0
at NC State	59	30	L 4-3
at North Carolina	24	30	W 4-3
vs. Old Dominion	64	24	W 4-0
vs. Texas A&M-CC	44	24	L 4-3
vs. Fresno State	59	24	W 4-1
TCU	33	28	W 6-1
Maryland	-	27	W 7-0
at Wake Forest	25	27	W 4-3
at Duke	4	27	L 5-2
Clemson	19	26	W 7-0
at Virginia Tech	45	21	W 7-0
Georgia Tech	34	21	W 5-2
Miami	-	22	W 5-2
vs. Ga. Tech (ACC)	28	25	W 4-2
vs. UNC (ACC)	45	22	W 4-2

FLORIDA STATE®

MATCH-BY-MATCH RESULTS

vs. Virginia (ACC)	2	25	L	4-1
vs. Ball State (NCAA)	75	18	W	4-0
at Kentucky (NCAA)	11	18	W	4-2
vs. Illinois (NCAA)	5	18	W	4-2
vs. Florida (NCAA)	3	18	L	4-0

2006 (18-12)

	Opp	FSU		
Florida Atlantic	--	11	W	5-2
Louisiana Lafayette	47	11	L	4-3
at Miami	39	11	L	7-0
Pennsylvania	49	22	W	5-2
Nebraska	75	22	L	4-3
Furman	--	22	W	7-0
Pepperdine	4	38	L	4-0
South Carolina	10	38	W	4-1
Baylor	8	38	L	4-0
Alabama	51	34	W	5-2
Ohio State	10	30	L	4-1
at South Florida	--	30	W	5-2
at Rice	57	35	W	4-3
at Texas A&M	60	35	L	4-3
Georgia Tech	18	30	W	7-0
Notre Dame	20	30	L	4-3
Clemson	5	30	W	4-3
at Maryland	68	24	W	6-1
at Boston College	--	24	W	6-1
at North Carolina	8	27	L	5-2
Duke	4	27	W	4-3
at Virginia Tech	54	23	W	5-2
at Virginia	8	23	L	5-2
NC State	34	22	W	5-2
Wake Forest	26	22	W	7-0
vs. Boston Coll. (ACC)	--	19	W	4-0
vs. UNC (ACC)	11	19	W	4-2
vs. Duke (ACC)	3	19	L	4-2
vs. Auburn (NCAA)	44	17	W	4-2
at Ole Miss (NCAA)	14	17	L	4-2

2007 (17-10)

	Opp	FSU		
Florida A&M	--	15	W	7-0
North Florida	--	15	W	6-1
Florida Atlantic	--	15	W	5-0
Georgia State	--	15	W	5-1
Furman	71	15	W	5-0
at Notre Dame	11	13	L	5-2
at Ohio State	3	13	L	7-0
Florida	8	12	W	4-3
Miami	26	10	W	5-2
at Clemson	31	10	L	4-3
at Georgia Tech	52	10	L	4-3
at Stanford	36	31	W	7-0
at Pepperdine	24	31	L	4-3
Rice	17	31	W	5-2
Maryland	45	29	W	6-1
Boston College	--	29	W	7-0
at Duke	21	27	L	5-2
at North Carolina	6	27	L	4-3
Virginia Tech	30	25	W	5-2
Virginia	3	25	L	4-3
at NC State	24	25	W	5-2
at Wake Forest	11	25	W	4-3
vs. Maryland (ACC)	62	19	W	4-0
vs. Duke (ACC)	13	19	W	4-2
vs. UNC (ACC)	6	19	L	4-3
Manhattan (NCAA)	--	16	W	4-0
Florida (NCAA)	9	13	L	4-3

2008 (21-7)

	Opp	FSU		
Florida Atlantic	--	18	W	7-0
Mercer	--	18	W	7-0
vs. St. Mary's	--	18	W	5-2
at Hawaii	--	18	W	4-3
South Alabama	27	17	W	6-1
South Florida	55	17	W	5-2
at Florida	19	14	L	5-2
Pepperdine	21	16	W	4-3
Georgia Tech	36	16	W	5-2
Texas A&M	25	16	W	6-1
at Texas	4	16	L	6-1
at Rice	11	17	W	4-3
at Miami	18	17	W	5-2
Clemson	61	7	W	7-0
North Carolina	13	7	L	4-3
Duke	66	7	W	6-1
at Virginia Tech	28	10	W	4-3
at Virginia	1	10	L	6-1
Wake Forest	28	9	W	7-0
NC State	44	9	W	5-2
at Maryland	58	12	W	5-2
at Boston College	--	12	W	6-1
vs. Duke (ACC)	39	10	W	4-0
vs. Miami (ACC)	25	10	L	4-3
Notre Dame	31	13	L	4-3
Samford (NCAA)	--	14	W	4-0
So. Alabama (NCAA)	62	14	W	4-3
vs. UCLA (NCAA)	3	14	L	4-0

2009 (21-9)

	Opp	FSU		
Tennessee Tech	--	11	W	4-2
Florida Atlantic	--	11	W	5-2
at South Florida	40	11	L	5-2
Texas	2	11	L	4-2
at Notre Dame	30	11	W	4-3
vs. Duke	33	18	W	4-0
vs. Oklahoma St.	21	18	W	4-3
South Alabama	--	17	W	5-2
vs. Georgia	3	16	L	4-1
vs. Mississippi	9	16	L	4-1
vs. Michigan	18	16	W	4-3
Furman	70	16	W	7-0
Rice	27	16	W	4-3
Miami	24	16	W	4-3
Florida	9	15	L	5-2
at Clemson	68	15	W	6-1
at Georgia Tech	58	15	W	5-2
at Pepperdine	12	16	W	4-3
at Duke	27	14	W	5-2
at North Carolina	34	14	W	5-2
Virginia	1	15	L	4-3
at Wake Forest	28	16	L	4-2
at NC State	48	16	W	6-1
Maryland	--	16	W	7-0
Boston College	--	16	W	7-0
vs. Duke (ACC)	27	16	W	4-1
vs. Virginia (ACC)	1	16	L	4-0
J'ville St. (NCAA)	--	16	W	4-0
Auburn (NCAA)	19	16	W	4-1
vs. Virginia (NCAA)	1	16	L	4-2

2010 (15-10)

	Opp	FSU		
Georgia Southern	--	13	W	6-0
South Alabama	--	13	W	5-2
Wisconsin	32	13	L	4-3
Louisiana State	29	13	W	4-2
South Florida	42	18	W	7-0
Furman	59	18	W	5-2
at Boston College	--	18	W	5-2
Georgia Tech	38	18	W	5-2
Pepperdine	16	19	W	4-3
at Miami	39	19	W	5-2
at Texas	5	19	L	6-1
at Rice	51	19	W	5-2
Notre Dame	44	19	L	4-3
Clemson	29	20	W	7-0
at Virginia Tech	20	22	L	5-2
at Virginia	1	22	L	5-2
NC State	40	22	W	5-2
Wake Forest	24	22	L	5-2
at Maryland	--	25	W	6-1
North Carolina	19	27	L	4-3
Duke	14	27	L	5-2
vs. Clemson (ACC)	49	28	W	4-0
vs. Duke (ACC)	17	28	L	4-0
vs. Boise St. (NCAA)	42	29	W	4-0
at Georgia (NCAA)	12	29	L	4-3

2011 (9-15)

	Opp	FSU		
Troy	62	27	W	7-0
Nebraska	42	27	W	4-2
Florida Atlantic	--	27	W	7-0
Furman	--	27	W	6-1
at USC	2	27	L	6-1
vs. Fresno State	28	27	W	4-1
at UCLA	6	27	L	4-1
Florida	7	27	L	4-3
Texas	5	26	L	4-3
Miami	39	28	L	4-3
at Clemson	51	36	W	4-3
at Georgia Tech	17	36	L	6-1
at South Florida	--	36	L	6-1
USC	3	45	L	5-2
Virginia Tech	36	46	L	4-3
Virginia	1	46	L	7-0
at NC State	59	47	W	6-1
at Wake Forest	25	47	L	4-3
Boston College	--	41	W	7-0
Maryland	43	41	W	4-3
at Duke	10	41	L	4-3
at North Carolina	19	41	L	5-2
Maryland (ACC)	48	44	L	4-2
Miss. State (NCAA)	21	47	L	4-0

FLORIDA STATE[®]

MATCH-BY-MATCH RESULTS

2012 (19-10)				
	Opp	FSU		
North Florida	74	44	W	7-0
Troy	-	44	W	7-0
Florida A&M	-	44	W	7-0
South Alabama	-	44	W	4-0
UAB	-	44	W	6-1
Furman	-	44	W	7-0
vs. Rice	37	42	W	5-2
at Baylor	8	42	L	4-3
South Florida	53	35	W	7-0
at Florida	5	32	L	6-1
at Boston College	-	32	W	6-1
Georgia Tech	-	31	W	6-1
at Miami	52	23	W	6-1
at Texas	11	23	L	4-2
UNC-Wilmington	33	30	W	6-1
Clemson	71	30	W	4-3
Oklahoma	25	31	L	6-1
Wake Forest	-	31	W	5-2
NC State	33	31	W	4-3
at Maryland	-	28	W	4-3
Duke	7	26	L	4-3
North Carolina	21	26	L	4-3
at Virginia	3	29	L	4-3
at Virginia Tech	51	29	L	4-3
vs. Miami (ACC)	68	30	W	4-0
vs. Va. Tech (ACC)	45	30	W	4-1
vs. Virginia (ACC)	4	30	L	4-0
vs. Boise St. (NCAA)	37	33	W	4-3
at Georgia (NCAA)	2	33	L	4-1

2013 (18-11)				
	Opp	FSU		
UCF	-	32	W	7-0
Furman	-	32	W	7-0
Florida Gulf Coast	-	32	W	7-0
UAB	73	32	W	7-0
South Alabama	53	32	W	5-2
Bethune-Cookman	-	32	W	7-0
vs. Drake	45	33	W	4-3
at Pepperdine	7	33	L	5-2
Florida Atlantic	-	29	W	7-0
Mercer	-	29	W	7-0
Florida	11	28	L	5-2
vs. Pepperdine	7	29	L	5-2
Texas	15	44	W	5-2
South Florida	75	44	W	6-1
at Oklahoma	7	28	W	4-3
at Georgia Tech	63	28	W	4-3
Clemson	25	28	L	4-3
Miami	65	16	W	5-2
at NC State	38	18	L	5-2
at Duke	9	18	L	6-1
North Florida	66	26	W	4-1
Boston College	-	26	W	6-1
at Wake Forest	26	27	L	4-3
at North Carolina	69	27	W	5-2
Virginia	1	30	L	7-0
Virginia Tech	52	30	L	4-3
vs. Ga. Tech (ACC)	-	34	W	4-1
vs. Duke (ACC)	9	34	L	4-0
vs. California (NCAA)	18	33	L	4-1

2014 (18-12)				
	Opp	FSU		
North Florida	71	36	W	4-0
Mercer	-	36	W	4-0
South Alabama	-	36	W	5-2
Furman	-	36	W	4-0
Florida Gulf Coast	-	36	W	6-1
The Citadel	-	36	W	7-0
Nebraska	60	36	W	5-2
Troy	-	36	W	6-1
vs. TCU	38	35	L	4-3
vs. UNC-Wilmington	44	35	W	4-0
Oklahoma	7	37	L	4-0
Georgia Tech	42	38	W	6-1
Florida Atlantic	-	38	W	7-0
at Florida	22	36	L	4-2
South Florida	45	36	W	4-3
at Texas	7	35	L	5-2
at Clemson	22	34	L	5-2
NC State	31	41	W	4-3
Wake Forest	18	41	W	4-3
Florida A&M	-	41	W	7-0
at Virginia Tech	54	24	L	5-2
at Virginia	4	24	L	6-1
North Carolina	9	30	L	5-2
Duke	13	30	L	5-2
at Boston College	-	28	W	7-0
at Notre Dame	12	28	L	6-1
at Miami	47	31	W	6-1
vs. Miami (ACC)	53	30	W	4-0
vs. Virginia (ACC)	4	30	L	4-0
vs. South Florida (NCAA)	24	33	L	4-2

2015 (20-11)				
	Opp	FSU		
South Alabama	-	35	W	4-1
St. John's	70	35	W	4-0
Denver	-	35	W	4-1
Troy	-	35	W	4-0
Florida Gulf Coast	-	35	W	4-0
vs. Michigan	42	34	W	4-0
at Texas	9	34	L	4-3
at Alabama	44	33	W	4-2
Florida	14	32	L	4-2
Coll. of Charleston	-	32	W	5-1
Florida A&M	-	32	W	7-0
Florida Atlantic	-	31	W	4-0
Stetson	-	31	W	4-0
at Oklahoma	2	26	L	4-0
at Louisville	33	29	W	4-3
at North Carolina	19	29	L	5-2
at Wake Forest	19	24	L	7-0
at Georgia Tech	68	24	W	5-2
Clemson	64	27	W	6-1
Boston College	-	32	W	6-1
Dartmouth	60	32	W	4-3
Notre Dame	37	32	L	4-3
Miami	-	32	W	7-0
at NC State	34	33	W	5-2
at Duke	6	33	L	7-0
Virginia	4	32	L	6-1
Virginia Tech	14	32	L	4-3
vs. NC State (ACC)	37	33	W	4-2
vs. Virginia (ACC)	5	33	L	4-1
vs. Troy (NCAA)	57	27	W	4-0
at Georgia (NCAA)	7	27	L	4-0

2016 (18-9)				
	Opp	FSU		
South Alabama	73	31	W	7-0
Florida A&M	-	31	W	5-0
Florida Gulf Coast	-	31	W	6-1
USF	13	31	L	4-3
Mississippi State	29	31	W	4-1
Alabama	61	29	W	6-1
Troy	68	29	W	4-1
at Texas A&M	3	28	L	4-3
The Citadel	-	25	W	6-1
Liberty	-	25	W	4-0
at Florida	41	35	L	7-0
at Clemson	-	47	W	7-0
at Miami	-	47	L	4-3
North Carolina	1	51	W	4-3
Duke	66	51	W	5-2
at Virginia Tech	40	23	W	4-3
at Virginia	1	23	L	7-0
Georgia Tech	32	20	W	5-2
Wake Forest	13	20	L	6-1
at Notre Dame	51	22	W	4-3
Oklahoma	18	20	L	4-0
Louisville	-	23	W	4-3
NC State	41	23	W	7-0
Bethune-Cookman	-	23	W	6-0
at Boston College	-	22	W	5-2
vs. Virginia Tech (ACC)	36	21	L	4-3
vs. Baylor (NCAA)	35	22	L	4-3

2017 (18-12)				
	Opp	FSU		
Louisiana	73	-	W	4-0
South Alabama	-	-	W	4-3
Georgia State	-	-	L	4-2
Florida Gulf Coast	-	-	W	7-0
FAMU	-	-	W	4-0
Georgia Southern	-	-	W	7-0
Mississippi State	20	-	L	4-3
at Texas Tech	-	-	W	4-1
George Washington	-	-	W	4-0
Col. of Charleston	-	-	W	4-0
Pepperdine	40	37	W	4-1
Texas A&M	-	37	L	4-3
at Georgia Tech	12	33	L	5-2
Florida	15	36	W	4-2
Clemson	-	28	W	6-1
Miami	67	28	W	7-0
at Louisville	34	29	W	4-0
UCF	47	29	L	4-1
at Duke	-	28	L	5-2
at North Carolina	11	27	L	5-2
Notre Dame	-	30	L	4-2
Boston College	-	30	W	7-0
at Wake Forest	1	33	L	5-2
at NC State	-	33	W	5-2
Virginia tech	-	32	W	4-2
Virginia	2	32	L	4-0
vs. Clemson (ACC)	-	32	W	5-2
vs. UNC (ACC)	12	32	L	4-1
vs. Arkansas (NCAA)	36	33	W	4-1
vs. TCU (NCAA)	6	33	L	4-1

FLORIDA STATE®

MATCH-BY-MATCH RESULTS

2018 (28-5)

	Opp	FSU		
at Hawaii	-	21	W	7-0
at Hawaii	-	21	W	7-0
vs. Texas Tech	25	21	W	6-1
Louisiana	-	21	W	4-0
Georgia State	-	21	W	4-0
Furman	-	21	W	4-0
FGCU	-	20	W	4-0
ETSU	-	20	W	4-1
Purdue	-	21	W	4-0
Baylor	11	21	L	4-1
vs. Florida (USTA)	8	22	W	4-3
Florida AGM	-	17	W	4-0
The Citadel	-	17	W	6-1
New Orleans	-	16	W	4-0
Liberty	-	16	W	4-0
at Clemson	50	12	W	5-2
vs. Miami (USTA)	-	16	W	4-0
at Pepperdine	-	16	W	4-0
Drake	-	19	W	6-1
Georgia Tech	-	19	W	5-2
NC State	23	20	W	4-0
Wake Forest	1	20	W	4-3
Louisville	38	9	W	5-2
at Virginia Tech	-	12	L	4-3
Virginia	42	12	W	5-2
at Boston College	-	13	W	6-1
Notre Dame	28	13	W	4-3
North Carolina	7	11	L	4-1
Duke	22	11	W	4-1
Duke (ACC)	29	11	W	4-1
North Carolina (ACC)	6	11	L	4-0
Alabama State (NCAA)	-	11	W	4-0
Alabama (NCAA)	42	11	L	4-2

2019 (19-11)

	Opp	FSU		
Georgia Southern	-	20	W	4-0
Mercer	-	20	W	4-0
New Orleans	-	20	W	4-0
UAB	-	20	W	4-0
FAU	-	20	W	4-0
South Alabama	-	20	W	5-2
Cal	-	20	W	4-3
Texas Tech	-	19	W	4-1
Tulane	-	19	L	4-2
vs. Florida (USTA)	4	22	L	4-1
Auburn	-	22	W	4-0
Clemson	-	19	W	4-0
at Georgia Tech	-	21	L	4-3
at Oklahoma	24	21	L	4-1
vs. Miami (USTA)	43	37	L	4-0
Abilene Christian	-	41	W	4-0
Boston College	-	41	W	7-0
Notre Dame	11	41	W	4-3
at Louisville	-	27	W	4-3
at NC State	23	26	L	4-1
at North Carolina	11	26	L	6-1
Virginia	5	31	L	4-1
Virginia Tech	43	31	W	4-3
Florida AGM	-	31	W	4-0
at Wake Forest	4	29	L	4-0
at Duke	49	29	W	4-3
vs. Duke (ACC)	-	31	W	4-2
vs. Virginia (ACC)	5	31	L	4-0
vs. UCF (NCAA)	30	28	W	4-3
at Florida (NCAA)	4	28	L	4-0

2020 (11-4)*

	Opp	FSU		
FAU	-	-	W	7-0
Louisiana	-	-	W	5-2
FAMU	-	-	W	4-0
South Alabama	-	-	W	5-2
Mississippi St	21	-	W	5-2
Vanderbilt	-	-	W	4-2
at Texas	1	-	L	4-0
Florida	2	-	L	4-1
at Auburn	-	-	W	4-3
Tennessee Tech	-	-	W	5-2
Buffalo	-	-	W	6-1
Oklahoma	42	-	L	4-3
Georgia Tech	-	-	W	4-1
at Clemson	46	-	W	4-0
Miami	31	-	L	4-0

*Season Canceled Due To COVID-19

2021 (10-16)

	Opp	FSU		
Auburn	-	-	L	4-2
UNF	-	-	W	5-0
Mercer	-	-	W	7-0
USA	-	-	W	4-2
Georgia	10	-	L	7-0
Tulane	-	-	L	4-0
Clemson	-	-	L	4-3
Georgia Tech	-	-	L	4-3
Tennessee Tech	-	-	W	4-3
Tennessee Tech	-	-	W	6-1
Virginia	4	-	L	4-0
Virginia Tech	39	-	L	5-2
NC State	15	-	L	4-0
Wake Forest	11	-	L	5-2
UCF	21	-	L	4-3
Florida	2	-	L	7-0
Notre Dame	33	-	W	6-1
Louisville	-	-	L	4-1
FAU	-	-	W	4-3
Miami	46	-	L	4-2
BC	-	-	W	7-0
Duke	41	-	L	4-2
UNC	3	-	L	4-2
BC	-	-	W	4-0
Notre Dame	34	-	W	4-3
NC State	25	-	L	1-4



FLORIDA STATE®

SEASON RECORDS

Year	Head Coach	W-L-T	Conf. (finish)	Post-Season	Final Rank
1948	Don Loucks	9-4	Dixie (2nd)	-	-
1949	Don Loucks	11-2	Dixie (1st)	-	-
1950	Don Loucks	9-7	Dixie (1st)	-	-
1951	Ralph Matherly	7-8	Dixie (1st)	-	-
1952	Don Loucks	9-5	Independent	-	-
1953	Don Loucks	15-2	Independent	-	-
1954	Keith Pitchford	13-5	Independent	-	-
1955	Keith Pitchford	10-6	Independent	-	-
1956	Keith Pitchford	8-7	Independent	-	-
1957	Keith Pitchford	5-11	Independent	-	-
1958	Keith Pitchford	9-7	Independent	-	-
1959	John Powless	14-6	Independent	-	-
1960	John Powless	11-8-1	Independent	-	-
1961	Bubba McGowan	16-5	Independent	-	-
1962	Eddie Cubbon	11-8	Independent	Eastern Intercollegiate	-
1963	Eddie Cubbon	16-5	Independent	-	-
1964	Paul Scarpa	12-11	Independent	-	-
1965	Lex Wood	11-7	Independent	-	-
1966	Lex Wood	13-10	Independent	-	-
1967	Lex Wood	15-7	Independent	-	#29
1968	Lex Wood	20-4	Independent	-	-
1969	Lex Wood	22-5-1	Independent	-	#23
1970	Pete Barizon	19-10	Independent	-	-
1971	Pete Barizon	18-3	Independent	-	#15
1972	Scott Bristol	18-4	Independent	NCAA Championship	#33
1973	Randy Jobson	11-4	Independent	-	#19
1974	Randy Jobson	10-8	Independent	-	-
1975	Randy Jobson	14-6	Independent	-	#25
1976	Ken Vinson	4-19	Independent	-	-
1977	Ken Vinson	5-15-1	Metro (3rd)	-	-
1978	Juan Ortiz	17-5	Metro (2nd)	-	-
1979	Juan Ortiz	17-8	Metro (3rd)	-	-
1980	Randy Jobson	12-7	Metro (2nd)	-	-
1981	Randy Jobson	12-14	Metro (1st)	-	-
1982	Randy Jobson	23-10	Metro (3rd)	-	-
1983	Randy Jobson	19-13	Metro (1st)	-	-
1984	Richard McKee	31-8	Metro (1st)	-	-
1985	Richard McKee	25-4	Metro (2nd)	-	#16
1986	Richard McKee	10-13	Metro (2nd)	-	-
1987	Richard McKee	13-10	Metro (2nd)	-	-
1988	Richard McKee	13-10-1	Metro (1st)	-	-
1989	Richard McKee	18-12	Metro (2nd)	-	-
1990	Richard McKee	19-8	Metro (2nd)	-	-
1991	David Barron	16-7	Metro (2nd)	-	-
1992	David Barron	14-9	ACC (5-2, 3rd)	-	-
1993	David Barron	17-8	ACC (6-2, 3rd)	-	-
1994	David Barron	15-9	ACC (5-3, T-4th)	NCAA Regionals	#35
1995	David Barron	18-8	ACC (7-1, T-1st)	NCAA Regionals	#24
1996	David Barron	15-13	ACC (6-2, T-2nd)	NCAA Regionals	#37
1997	David Barron	16-12	ACC (4-4, 6th)	NCAA Regionals	#34
1998	David Barron	17-8	ACC (4-4, T-5th)	NCAA Regionals	#47
1999	David Barron	13-10	ACC (3-5, T-5th)	-	#56
2000	Dwayne Hultquist	14-10	ACC (4-4, T-5th)	-	#46
2001	Dwayne Hultquist	10-14	ACC (4-4, T-5th)	-	#59
2002	Dwayne Hultquist	12-10	ACC (4-4, 5th)	-	#55
2003	Dwayne Hultquist	15-11	ACC (6-2, T-2nd)	NCAA Regionals	#32
2004	Dwayne Hultquist	10-13	ACC (3-5, T-6th)	NCAA Regionals	#47
2005	Dwayne Hultquist	21-8	ACC (7-2, 3rd)	NCAA Quarterfinals	#13
2006	Dwayne Hultquist	18-12	ACC (8-3, T-4th)	NCAA Regionals	#19
2007	Dwayne Hultquist	17-10	ACC (6-5, T-5th)	NCAA Regionals	#18
2008	Dwayne Hultquist	21-7	ACC (9-2, 3rd)	NCAA Round of 16	#13
2009	Dwayne Hultquist	21-9	ACC (8-2, 3rd)	NCAA Round of 16	#13
2010	Dwayne Hultquist	15-10	ACC (6-5, 7th)	NCAA Second Round	#29
2011	Dwayne Hultquist	9-15	ACC (4-7, 8th)	NCAA First Round	#47
2012	Dwayne Hultquist	19-10	ACC (7-4, T-4th)	NCAA Second Round	#32
2013	Dwayne Hultquist	18-11	ACC (4-6, T-7th)	NCAA First Round	#37
2014	Dwayne Hultquist	18-12	ACC (5-6, T-6th)	NCAA First Round	#37
2015	Dwayne Hultquist	20-11	ACC (6-6, T-7th)	NCAA Second Round	#31
2016	Dwayne Hultquist	18-9	ACC (9-3, 3rd)	NCAA First Round	#26
2017	Dwayne Hultquist	18-12	ACC (6-6, 6th)	NCAA Second Round	#31
2018	Dwayne Hultquist	28-5	ACC (10-2, 3rd)	NCAA Second Round	#13
2019	Dwayne Hultquist	19-11	ACC (6-6, t-6th)	NCAA Second Round	#26
2020*	Dwayne Hultquist	11-4	ACC*	NCAA*	NR*
2021	Dwayne Hultquist	10-16	ACC (2-10, t-11th)	-	#54
Total		1097-645-4			

*2020 Season Canceled Due To COVID-19

COACHING RECORDS

CHRONOLOGICALLY

Don Loucks	1948-50; 52-53	53-20
Ralph Matherly	1951	7-8
Keith Pitchford	1954-58	45-36
John Powless	1959-60	25-14-1
Bubba McGowan	1961	16-5
Eddie Cubbon	1962-63	27-13
Paul Scarpa	1964	12-11
Lex Wood	1965-69	81-33-1
Pete Barizon	1970-71	37-13
Scott Bristol	1972	18-4
Randy Jobson	1973-75; 80-83	101-62
Ken Vinson	1976-77	9-34-1
Juan Ortiz	1978-79	34-13
Richard McKee	1984-90	129-65-1
David Barron	1991-99	141-84
Dwayne Hultquist	2000-pr.	362-230

BY WINS

Dwayne Hultquist	2000-pr.	362-230
David Barron	1991-99	141-84
Richard McKee	1984-90	129-65-1
Randy Jobson	1973-75; 80-83	101-62
Lex Wood	1965-69	81-33-1
Don Loucks	1948-50; 52-53	53-20
Keith Pitchford	1954-58	45-36
Pete Barizon	1970-71	37-13
Juan Ortiz	1978-79	34-13
Eddie Cubbon	1962-63	27-13
John Powless	1959-60	25-14-1
Scott Bristol	1972	18-4
Bubba McGowan	1961	16-5
Paul Scarpa	1964	12-11
Ken Vinson	1976-77	9-34-1
Ralph Matherly	1951	7-8

BY PERCENTAGE

Scott Bristol	1972	18-4	.818
Bubba McGowan	1961	16-5	.762
Pete Barizon	1970-71	37-13	.740
Don Loucks	1948-50; 52-53	53-20	.726
Juan Ortiz	1978-79	34-13	.723
Lex Wood	1965-69	81-33-1	.709
Eddie Cubbon	1962-63	27-13	.675
Richard McKee	1984-90	129-65-1	.664
John Powless	1959-60	25-14-1	.638
David Barron	1991-99	141-84	.627
Randy Jobson	1973-75; 80-83	101-62	.620
Dwayne Hultquist	2000-pr.	352-214	.611
Keith Pitchford	1954-58	45-36	.556
Paul Scarpa	1964	12-11	.522
Ralph Matherly	1951	7-8	.467
Ken Vinson	1976-77	9-34-1	.216

FLORIDA STATE[®]

ACC TOURNAMENT

Overall Record: 26-29
 First Round: 10-1
 Second Round/Quarterfinals: 15-14
 Semifinals: 1-14
 Finals: 0-1

Best Finish: 2005 Finals
 Worst Finish: 2011 First Round

Opponent:

Boston College: 2-0
 Clemson: 3-4
 Duke: 5-6
 Ga. Tech: 4-2
 Maryland: 1-1
 Miami: 2-1
 UNC: 3-4
 NC State: 1-1
 Notre Dame: 1-0
 Virginia: 1-8
 Va. Tech: 1-1
 Wake Forest: 2-1

ACC YEAR-BY-YEAR RESULTS

1992 (Charlotte, N.C.)
 Second Round: FSU def. Wake Forest 5-3
 Semifinals: Duke def. FSU 5-3

1993 (Charlotte, N.C.)
 Second Round: FSU def. Clemson 5-2
 Semifinals: North Carolina def. FSU 5-0

1994 (Charlotte, N.C.)
 Second Round: Clemson def. FSU 4-3

1995 (Greenwood, S.C.)
 Second Round: FSU def. Virginia 5-1
 Semifinals: Clemson def. FSU 4-2

1996 (Greenwood, S.C.)
 Second Round: FSU def. Wake Forest 4-2
 Semifinals: Duke def. FSU 4-2

1997 (Norcross, Ga.)
 Second Round: FSU def. North Carolina 4-2
 Semifinals: Clemson def. FSU 4-2

1998 (Atlanta, Ga.)
 Second Round: FSU def. Georgia Tech 4-1
 Semifinals: Duke def. FSU 4-0

1999 (Norcross, Ga.)
 Quarterfinals: Georgia Tech def. FSU 4-2

2000 (Norcross, Ga.)
 Quarterfinals: Virginia def. FSU 4-1

2001 (Orlando, Fla.)
 Quarterfinals: Wake Forest def. FSU 4-2

2002 (Raleigh, N.C.)
 Quarterfinals: Georgia Tech def. FSU 4-0

2003 (Raleigh, N.C.)
 Quarterfinals: FSU def. Georgia Tech 4-3
 Semifinals: Clemson def. FSU 4-3

2004 (Raleigh, N.C.)
 Quarterfinals: Virginia def. FSU 4-1

2005 (Cary, N.C.)
 Quarterfinals: FSU def. Georgia Tech 4-2
 Semifinals: FSU def. North Carolina 4-2
 Finals: Virginia def. FSU 4-1

2006 (Cary, N.C.)
 First Round: FSU def. Boston College 4-0
 Quarterfinals: FSU def. North Carolina 4-2
 Semifinals: Duke def. FSU 4-2

2007 (Cary, N.C.)
 First Round: FSU def. Maryland 4-3
 Quarterfinals: FSU def. Duke 4-2
 Semifinals: North Carolina def. FSU 4-3

2008 (Altamonte Springs, Fla.)
 Quarterfinals: FSU def. Duke 4-0
 Semifinals: Miami def. FSU 4-3

2009 (Cary, N.C.)
 Quarterfinals: FSU def. Duke 4-1
 Semifinals: Virginia def. FSU 4-0

2010 (Cary, N.C.)
 First Round: FSU def. Clemson 4-0
 Quarterfinals: Duke def. FSU 4-0

2011 (Cary, N.C.)
 First Round: Maryland def. FSU 4-2

2012 (Cary, N.C.)
 First Round: FSU def. Miami 4-0
 Quarterfinals: FSU def. Virginia Tech 4-1
 Semifinals: Virginia def. FSU 4-0

2013 (Cary, N.C.)
 First Round: FSU def. Georgia Tech 4-1
 Quarterfinals: Duke def. FSU 4-0

2014 (Cary, N.C.)
 First Round: FSU def. Miami 4-0
 Quarterfinals: Virginia def. FSU 4-0

2015 (Cary, N.C.)
 First Round: FSU def. NC State 4-2
 Quarterfinals: Virginia def. FSU 4-1

2016 (Chapel Hill, N.C.)
 Quarterfinals: Virginia Tech def. FSU, 4-3

2017 (Rome, Ga.)
 First Round: FSU def. Clemson 4-2
 Quarterfinals: North Carolina def. FSU 4-1

2018 (Cary, N.C.)
 Quarterfinal: FSU def. Duke 4-1
 Semifinal: North Carolina def. FSU 4-0

2019 (Cary, N.C.)
 Second Round: FSU def. Duke 4-2
 Quarterfinal: Virginia def. FSU 4-0

2020
 Tournament Canceled

2021 (Rome, GA)
 First Round: FSU def. BC 4-0
 Second Round: FSU def. ND 4-3
 Quarterfinal: NC State def. FSU 4-1

NCAA TOURNAMENT

Overall Record: 17-22

First Round (Regional): 0-4
 Semifinals (Regional): 1-1
 Finals (Regional): 0-1

First Round: 12-4
 Second Round: 3-9
 Round of 16: 1-2
 Quarterfinals: 0-1

Best Finish: 2005 Quarterfinals

Athens, Ga.: 4-5
 Atlanta, Ga.: 0-2
 College Station, Texas: 1-2
 Columbia, S.C.: 0-1
 Gainesville, Fla.: 2-5
 Lexington, Ky.: 2-0
 Norfolk, Va.: 0-1
 Oxford, Miss.: 1-1
 Richmond, Va.: 0-1
 Tallahassee, Fla.: 6-2
 Tulsa, Okla.: 0-1
 Fort Worth, Texas: 1-1

Opponent:

Alabama: 0-1
 Alabama State: 1-0
 Arizona: 0-1
 Arkansas: 1-0
 Auburn: 2-0
 Ball State: 1-0
 Baylor: 0-1
 Boise State: 2-0
 California: 0-1
 Duke: 0-1
 Florida: 0-3
 Georgia: 0-3
 Ga. Tech: 0-1
 Illinois: 1-0
 Jacksonville State: 1-0
 Kentucky: 1-0
 Manhattan: 1-0
 Miami: 1-0
 Ole Miss: 0-1
 Mississippi State: 0-1
 Samford: 1-0
 South Alabama: 1-0
 South Carolina: 1-0
 South Florida: 0-1
 TCU: 0-1
 Troy: 1-0
 UCLA: 0-1
 Virginia: 0-2
 VCU: 0-2

NCAA YEAR-BY-YEAR RESULTS

1994 (Columbia, S.C.)
 Regionals - First Round: Ga. Tech def. FSU 4-2

1995 (Norfolk, Va.)
 Regionals - Semifinals: VCU def. FSU 4-2

1996 (Athens, Ga.)
 Regionals - Semifinals: FSU def. South Carolina 4-2
 Regionals - Finals: Duke def. FSU 4-0

1997 (Atlanta, Ga.)
 Regionals - First Round: VCU def. FSU 4-0

1998 (Richmond, Va.)
 Regionals - First Round: Virginia def. FSU 4-1

2003 (Gainesville, Fla.)
 First Round: FSU def. Miami 4-2
 Second Round: Florida def. FSU 4-0

2004 (Gainesville, Fla.)
 First Round: Arizona def. FSU 4-3

2005 (Lexington, Ky.)
 First Round: FSU def. Ball State 4-0
 Second Round: FSU def. Kentucky 4-2
Final Site (College Station, Texas)
 Round of 16: FSU def. Illinois 4-2
 Quarterfinals: Florida def. FSU 4-0

2006 (Oxford, Miss.)
 First Round: FSU def. Auburn 4-2
 Second Round: Ole Miss def. FSU 4-2

2007 (Tallahassee, Fla.)
 First Round: FSU def. Manhattan 4-0
 Second Round: Florida def. FSU 4-3

2008 (Tallahassee, Fla.)
 First Round: FSU def. Samford 4-0
 Second Round: FSU def. South Alabama 4-3
Final Site (Tulsa, Okla.)
 Round of 16: UCLA def. FSU 4-0

2009 (Tallahassee, Fla.)
 First Round: FSU def. Jacksonville St. 4-0
 Second Round: FSU def. Auburn 4-0
Final Site (College Station, Texas)
 Round of 16: Virginia def. FSU 4-2

2010 (Athens, Ga.)
 First Round: FSU def. Boise State 4-0
 Second Round: Georgia def. FSU 4-3

2011 (Atlanta, Ga.)
 First Round: Mississippi St. def. FSU 4-0

2012 (Athens, Ga.)
 First Round: FSU def. Boise State 4-3
 Second Round: Georgia def. FSU 4-1

2013 (Gainesville, Fla.)
 First Round: California def. FSU 4-1

2014 (Gainesville, Fla.)
 First Round: South Florida def. FSU 4-2

2015 (Athens, Ga.)
 First Round: FSU def. Troy 4-0
 Second Round: Georgia def. FSU 4-0

2016 (Athens, Ga.)
 First Round: Baylor def. FSU, 4-3

2017 (Fort Worth, Texas)
 First Round: FSU def. Arkansas 4-1
 Second Round: TCU def. FSU 4-1

2018 (Tallahassee, Fla.)
 First Round: FSU def. Alabama State 4-0
 Second Round: Alabama def. FSU 4-2

2019 (Gainesville, Fla.)
 First Round: FSU def. UCF 4-3
 Second Round: Florida def. FSU 4-0

2020
 Tournament Canceled (COVID)

FLORIDA STATE®

Year	Champion	Head Coach	Runner Up	Site
METRO CONFERENCE				
1976	Memphis State	Tommy Buford	Georgia Tech	Memphis
1977	Memphis State	Tommy Buford	Cincinnati	Memphis
1978	Memphis State	Tommy Buford	Florida State	Tallahassee
1979	Memphis State	Tommy Buford	Virginia Tech	Tallahassee
1980	Memphis State	Tommy Buford	Florida State	Tallahassee
1981	Florida State	Randy Jobson	Memphis State	Tallahassee
1982	Virginia Tech	Joe Collins	Memphis State	Memphis
1983	Florida State	Randy Jobson	Memphis State	New Orleans
1984	Florida State	Richard McKee	Memphis State	New Orleans
1985	South Carolina	Kent DeMars		Memphis
1986	South Carolina	Kent DeMars		Columbia, S.C.
1987	South Carolina	Kent DeMars	Florida State	Hattiesburg, Miss.
1988	Florida State	Richard McKee	South Carolina	Tallahassee
1989	South Carolina	Tommy Buford	Florida State	Cincinnati
1990	South Carolina	Kent DeMars	Florida State	Louisville
1991	South Carolina	Kent DeMars	Florida State	Memphis
ATLANTIC COAST CONFERENCE				
1992	North Carolina	Allen Morris	Duke	Charlotte
1993	Duke	Jay Lapidus	North Carolina	Charlotte
1994	Duke	Jay Lapidus	Georgia Tech	Charlotte
1995	Duke	Jay Lapidus	Clemson	Greenwood, S.C.
1996	Duke	Jay Lapidus	North Carolina	Greenwood, S.C.
1997	Clemson	Chuck Kriese	Duke	Norcross, Ga.
1998	Duke	Jay Lapidus	Virginia	Atlanta
1999	Duke	Jay Lapidus	Georgia Tech	Norcross, Ga.
2000	Duke	Jay Lapidus	North Carolina	Norcross, Ga.
2001	Duke	Jay Lapidus	Clemson	Orlando
2002	North Carolina	Sam Paul	Georgia Tech	Raleigh
2003	Duke	Jay Lapidus	Clemson	Raleigh
2004	Virginia	Brian Boland	Clemson	Raleigh
2005	Virginia	Brian Boland	Florida State	Cary, N.C.
2006	Duke	Jay Lapidus	Virginia	Cary, N.C.
2007	Virginia	Brian Boland	North Carolina	Cary, N.C.
2008	Virginia	Brian Boland	Miami	Altamonte Springs, Fla.
2009	Virginia	Brian Boland	Wake Forest	Cary, N.C.
2010	Virginia	Brian Boland	Duke	Cary, N.C.
2011	Virginia	Brian Boland	Duke	Cary, N.C.
2012	Virginia	Brian Boland	Duke	Cary, N.C.
2013	Virginia	Brian Boland	Wake Forest	Cary, N.C.
2014	Virginia	Brian Boland	North Carolina	Cary, N.C.
2015	Virginia	Brian Boland	Wake Forest	Cary, N.C.
2016	Wake Forest	Tony Bresky	Virginia	Cary, N.C.
2017	Virginia	Brian Boland	Wake Forest	Rome, Ga.
2018	Wake Forest	Tony Bresky	North Carolina	Cary, N.C.
2019	Wake Forest	Tony Bresky	Virginia	Cary, N.C.
2020	*2020 Season Canceled Due To COVID-19			
2021	Virginia	Andres Perdoso	North Carolina	Rome, GA

ACC TITLES BY SCHOOL		
School	Titles	Last
North Carolina	25 (2 co-titles)	2002
Virginia	13	2021
Duke	12	2006
Clemson	11	1997
Maryland	2	1964
NC State	2 (1 co-title)	1979
South Carolina	1 (1 co-title)	1968
Wake Forest	3	2019

ACC TITLES BY COACH		
Coach	School	Titles
Don Skakle	UNC	18
Brian Boland	Virginia	12
Jay Lapidus	Duke	11
Chuck Kriese	Clemson	10
John Kenfield	UNC	2
Allen Morris	UNC	2
Doyle Royal	Maryland	2
J.W. Isenhour	NC State	2
Tony Bresky	Wake Forest	3
Duane Bruley	Clemson	1
Vladimir Cermik	UNC	1
John LeBar	Duke	1
Sam Paul	UNC	1
Andres Perdoso	Virginia	1
Ham Strayhorn	UNC	1
Bill McClain	South Carolina	1



FLORIDA STATE®

CONFERENCE TOURNAMENT

ACC POSTSEASON HONORS

Year	Player of the Year	Coach of the Year	Rookie of the Year	Tournament MVP
1992	Bryan Jones, UNC	Allen Morris, UNC	-	Bryan Jones, UNC
1993	Roland Thornqvist, UNC	Jay Lapidus, Duke	-	Willy Quest, Duke
1994	David Caldwell, UNC	Jean Desdunes, Ga. Tech	Paul Harsanyi, UNC	Chris Pressley, Duke
1995	David Caldwell, UNC	Jay Lapidus, Duke	Bruce Li, Clemson	Phillippe Moggio, Duke
1996	David Caldwell, UNC	Sam Paul, UNC	Dmitry Muzyka, Duke	Rob Chess, Duke
1997	Mitch Sprengelmeyer, Clemson	Chuck Kriese, Clemson	Doug Root, Duke	Bruce Li, Clemson
1998	Roberto Bracone, NC State	Jay Lapidus, Duke	Brian Vahaly, Virginia	Dmitry Muzyka, Duke
1999	Benjamin Cassaigne, Ga. Tech	Kenny Thorne, Ga. Tech	Bjorn Rencken, UNC	Pedro Escudero, Duke
2000	Brian Vahaly, Virginia	Sam Paul, UNC	Roger Anderson, Ga. Tech	Ramsey Smith, Duke
2001	Brian Vahaly, Virginia	Jay Lipidus, Duke	Phillip King, Duke	Ramsey Smith, Duke
2002	Phillip King, Duke	Sam Paul, UNC	Derrick Spice, Wake Forest	Marcio Petrone, UNC
2003	Mat Cloer, FSU	Jay Lapidus, Duke	Doug Stewart, Virginia	Michael Yani, Duke
2004	Mat Cloer, FSU	Sam Paul, UNC	Todd Paul, Wake Forest	Marko Milko, Virginia
2005	Nathan Thompson, Clemson	Brian Boland, Virginia	Somdev Devvarman, Virginia	Darrin Cohen, Virginia
2006	Luigi D'Agord, Miami	Mario Rincon, Miami	Daniel Vallverdu, Miami	Jonathan Stokke, Duke
2007	Luigi D'Agord, Miami	Sam Paul, UNC	Chris Kearney, UNC	Teddy Angelinos, Virginia
2008	Somdev Devvarman, Virginia	Brian Boland, Virginia	Guillermo Gomez, Ga. Tech	Treat Huey, Virginia
2009	Jean-Yves Aubone, FSU	Brian Boland, Virginia	Luka Somen, Va. Tech	Dominic Inglot, Virginia
2010	Henrique Cunha, Duke	Brian Boland, Virginia	Henrique Cunha, Duke	Houston Barrick, Virginia
2011	Guillermo Gomez, Ga. Tech	Brian Boland, Virginia	Alex Domijan, Virginia	S. Singh/M. Shabaz, Virginia
2012	Jarmere Jenkins, Virginia	Brian Boland, Virginia	Mitchell Frank, Virginia	Drew Courtney, Virginia
2013	Henrique Cunha, Duke	Tony Bresky, Wake Forest	Amerigo Contini, Va. Tech	Julen Uriguen, Virginia
2014	Alex Domijan, Virginia	Sam Paul, UNC	Brayden Schnur, UNC	Alex Domijan, Virginia
2015	Noah Rubin, Wake Forest	Jim Thompson, Va. Tech	Noah Rubin, Wake Forest	J.C. Aragone, Virginia
2016	Christopher Eubanks, Georgia Tech	Tony Bresky, Wake Forest	Petros Chysochos, Wake Forest	Dennis Uspensky, Wake Forest
2017	Christopher Eubanks, Georgia Tech	Kenny Thorne, Georgia Tech	William Blumberg, North Carolina	J.C. Aragone, Virginia
2018	William Blumberg, North Carolina	Dwayne Hultquist, Florida State	Benjamin Siguin, North Carolina	Skander Mansouri, Wake Forest
2019	Carl Soderlund, Virginia	Andres Pedroso, Virginia	Brandon Nakashima, Virginia	Borna Gojo, Wake Forest
2020	*2020 Season Canceled Due To COVID-19			
2021	Carl Soderlund, Gr., Virginia	Andres Pedroso, Virginia	Henri Squire, Wake Forest	Carl Soderlund, Gr., Virginia



SEASON RECORDS

Singles Percentage

Individual Results		Fall/Spring						NCAA	Total	Percent	
Name	Year	Tournaments	1	2	3	4	5				6
1. Jim Costello	1949	3-0		2-0	11-0				16-0	100.0	
Jay Travis	1997	4-0						5-0	9-0	100.0	
3. Lex Wood	1964	4-0	15-1	1-0					20-1	95.2	
4. Joey Rive	1984		1-0	13-1	22-1				36-2	94.7	
5. Dan Boda	1953				1-0	1-0	2-0	12-1	16-1	94.1	
6. Herb Quay	1950	2-0	1-0	2-0	2-0	7-1			14-1	93.3	
Rejean Genoie	1973		8-1	2-0	1-0				3-0	14-1	93.3
8. Charlie Diggans	1972					2-0	9-0	2-1	13-1	92.9	
9. Lex Wood	1963	6-1	19-1						25-2	92.6	
10. Charlie Diggans	1973					6-0	6-1		12-1	92.3	
11. Jim Costello	1948					1-0	9-1		10-1	90.9	
12. Scott Bristol	1968			1-0		2-0	3-1	13-1	19-2	90.5	
13. Richard Legendre	1971				1-0	2-0	2-1	13-1	18-2	90.0	
14. Dave Kennedy	1953				14-1	0-1	1-0		15-2	88.2	
15. Paul Haarhuis	1988	13-4	24-0						0-1	37-5	88.1

Singles Wins

Individual Results		Fall/Spring						NCAA	Total	
Name	Year	Tournaments	1	2	3	4	5			6
1. Joey Rive	1983	2-1			1-0	30-5	4-1			37-7
Paul Haarhuis	1988	13-4	24-0						0-1	37-5
3. Stephen Noteboom	1991	7-2	22-5						1-1	36-8
Joey Rive	1985	12-3	24-3						0-1	36-7
Joey Rive	1984		1-0	13-1	22-1					36-2
6. Paul Haarhuis	1987	10-3	25-2							35-5
7. Hernan Luque	1983	7-2	2-4	15-7	10-3					34-16
8. Jeff Horine	1983	4-2		8-6	15-4	3-2	3-0			33-14
9. Geoff Roper	1984	1-3			0-1	15-1	16-5			32-10
10. Scott Blessing	1983	3-2			2-1	0-1	22-9	4-1		31-14
11. Lucas Poullain	2018	5-3		7-0	17-1				1-1	30-5
Greg Gusky	1989	5-3	2-1	9-0	14-5					30-9
13. Yvo Niks	1998	9-3		6-0	13-4	1-0				29-7
Mat Cloer	2003	13-4	16-7						0-1	29-12
Sam Chang	2006	12-6	1-2	4-2	12-6					29-16
John McLean	1983	5-3	19-16	1-0	4-1					29-20
Scott Blessing	1984	2-3		1-0	11-4	15-7				29-14

Doubles Percentage

Doubles Results		Fall/Spring			NCAA	Total	Percent
Name	Year	Tournaments	1	2			
1. Paul Scarpa	1962	2-0	12-1			14-1	93.3
Gordy Smith	1962	2-0	12-1			14-1	93.3
3. Jose Neto	1979		20-2			20-2	90.9
4. Jim Costello	1949	2-0	1-0	6-1		9-1	90.0
5. Bob Marcher	1968		1-0	13-2	1-0	15-2	88.2
6. Alan Bellamy	1979		21-3			21-3	87.5
7. Marco Abilhoa	1984			27-4		27-4	87.1
8. Lex Wood	1963	5-2	18-2			23-4	85.2
9. Paul Bennett	1963	0-1	17-1	0-1		17-3	85.0
10. Jeff Horine	1984	5-3	23-2			28-5	84.8

SEASON RECORDS

Doubles Wins

Doubles Results		Fall/Spring					NCAA	Total
Name	Year	Tournaments	1	2	3			
1. Joey Rive	1983	7-2	9-7	17-6			33-15	
Joey Rive	1985	12-3	20-2	1-0		0-1	33-6	
Geoff Roper	1985	12-3	20-2	1-0		0-1	33-6	
Scott Blessing	1984	5-3	28-4				33-7	
5. Hernan Luque	1983	7-2	9-7	16-5			32-14	
Geoff Roper	1984	4-2		28-4			32-6	
7. Clint Bowles	2008	12-3	15-10	0-1	1-0	1-1	29-15	
8. Henner Lenhardt	1987	2-2	22-4	3-0		1-1	28-7	
Jean-Yves Aubone	2008	12-3	15-10	0-1		1-1	28-15	
Chris Westerhof	2005	4-3	11-2	12-2	1-0		28-7	
Jeff Horine	1984	5-3	23-2				28-5	

Doubles-Partners

Doubles Results		Fall/Spring					NCAA	Total
Name	Year	Tournaments	1	2	3			
1. Hernan Luque/Joey Rive	1983	7-2	9-7	16-5			32-14	
Joey Rive/Geoff Roper	1985	12-3	20-2			0-1	32-6	
3. Jean-Yves Aubone/Clint Bowles	2008	12-3	15-10	0-1		1-1	28-15	
Scott Blessing/Jeff Horine	1984	5-3	23-2				28-5	
5. Jeff Groslimond/Chris Westerhof	2005	4-3	11-2	12-2			27-7	
Scott Blessing/Jeff Horine	1983	3-1	13-8	9-4	2-0		27-13	
Marco Abilhoa/Geoff Roper	1984			27-4			27-4	
8. Ken McKenzie/Brian Stanton	1995	11-2	15-6				26-8	
Jeff Groslimond/Chris Westerhof	2004	11-2	15-8				26-10	
10. Paul Haarhuis/Henner Lenhardt	1987	2-1	22-3			1-1	25-5	
Antonio Prieto/Jason White	1995	5-1	1-0	19-3			25-4	
Alex Herrera/Romain Jurd	2003	12-4	9-8	4-1			25-13	

Singles Winning Streak

Name	Beg Date	End Date	Streak
1. Paul Haarhuis	11/07/1986	03/19/1987	24
Paul Haarhuis	02/10/1988	04/24/1988	24
3. Joey Rive	04/17/1983	03/04/1984	23
4. Lex Wood	03/14/1963	04/26/1963	19
5. Lucas Poullain	02/03/2018	05/23/2018	18
6. Scott Bristol	03/29/1968	03/13/1969	17
7. Jim Costello	04/01/1949	05/21/1949	16
Lex Wood	03/25/1964	04/28/1964	16
John DeZeeuw	03/29/1968	02/24/1969	16
Gordy Smith	03/17/1961	04/29/1961	16
11. Joey Rive	02/06/1983	03/16/1983	15
Paul Bennett	03/06/1963	04/06/1963	15
Don Caton	03/06/1963	04/06/1963	15
Charlie Diggans	03/15/1973	03/18/1974	15
Andres Bucaro	01/14/2012	03/23/2012	15

Doubles Winning Streak

Name	Beg Date	End Date	Streak
1. Stephen Noteboom	02/07/1991	11/04/1989	23
2. Paul Bennett	04/07/1965	04/06/1963	20
3. Marco Nunez	11/05/2015	03/13/2016	18
4. Jim Costello	04/23/1949	05/15/1948	15
Lex Wood	03/26/1963	04/28/1963	15
Jose Neto	03/04/1979	04/10/1979	15
7. Neil Krefsky	02/07/1991	04/21/1991	14
Benjamin Lock	01/05/2016	03/13/2016	14
Jose Gracia	03/24/2016	09/25/2016	14
10. Brian Stanton	03/20/1992	11/07/1992	13
Scott Blessing	01/20/1984	03/03/1984	13
Jeff Horine	01/20/1984	03/03/1984	13
Bob Marcher	03/01/1968	04/17/1968	13
Alan Bellamy	03/09/1979	04/10/1979	13
15. Chris Westerhof	02/06/2005	03/25/2005	12
Paul Bennett	03/26/1963	04/23/1963	12
Jeff Groslimond	02/06/2005	03/25/2005	12
Guy Iradukunda	01/14/2017	03/17/2017	12

Doubles-Partners Winning Streak

Name	Beg Date	End Date	Streak
1. Paul Bennett/Lex Wood	03/18/1963	03/30/1964	19
2. Alan Bellamy/Jose Neto	03/04/1979	04/10/1979	15
3. Neil Krefsky/Stephen Noteboom	02/07/1991	04/21/1991	14
Benjamin Lock/Marco Nunez	01/05/2016	03/13/2016	14
5. Scott Blessing/Jeff Horine	01/20/1984	03/03/1984	13
6. John DeZeeuw/Bob Marcher	03/01/1968	04/17/1968	12
Jeff Groslimond/Chris Westerhof	02/06/2005	03/25/2005	12
8. Sam Chang/Jonathas Sucupira	03/06/2005	04/23/2005	11
Ray "Rebel" Bellamy/Fred Serrett	03/24/1959	04/25/1959	11
Paul Haarhuis/Alex Rucker	03/04/1988	04/23/1988	11
Don Caton/Don Monk	03/15/1963	04/06/1963	11
Jose Gracia/Terrance Whitehurst	03/13/2016	09/10/2016	11

CAREER RECORDS

Singles Percentage

Individual Results Name	Years	Fall/Spring Tournaments							NCAA	Total	Percent
			1	2	3	4	5	6			
1. Jim Costello	1948-49	3-0		2-0	11-0	1-0	9-1			26-1	96.3
2. Lex Wood	1963-65	10-1	34-3	1-0						45-4	91.8
3. Paul Haarhuis	1987-88	23-7	49-2						0-1	72-10	87.8
4. Scott Bristol	1967-70	1-0		1-0	4-2	18-4	3-1	21-3		48-10	82.8
5. Herb Quay	1949-50	3-1	8-3	3-0	2-0	7-1				23-5	82.1
6. Joey Rive	1982-85	15-6	25-3	16-3	25-4	34-6	7-2	5-3	0-1	127-28	81.9
7. Paul Scarpa	1961-62	5-0	14-3	12-5	1-0	3-0				35-8	81.4
8. Dave Kennedy	1952-54			1-0	24-5	8-3	4-1			37-9	80.4
9. Charlie Diggans	1971-74		0-1	7-5	3-1	9-0	17-1	2-2		38-10	79.2
10. Lucas Poullain	2017-19	7-6	11-4	19-1	30-6	1-0			1-2	69-19	78.4
11. Dan Boda	1950-53	3-1			1-0	4-1	5-1	23-7		36-10	78.3
12. Stephen Noteboom	1990-91	15-3	39-14						1-1	61-18	77.2
13. Richard Legendre	1971-73		4-1	1-1	3-0	8-4	4-3	13-1	1-1	34-11	75.6
14. Hal Schaus	1953-56		46-15							46-15	75.4
15. Gordy Smith	1960-62	1-0	1-0	20-7	14-7	4-0	3-0			43-14	75.4

Singles Wins

Individual Results Name	Years	Fall/Spring Tournaments							NCAA	Total
			1	2	3	4	5	6		
1. Joey Rive	1982-85	15-6	25-3	16-3	25-4	34-6	7-2	5-3	0-1	127-28
2. Jeff Horine	1983-86	13-9	12-17	26-12	16-4	24-9	9-0			100-51
3. Jason White	1993-96	25-13	16-9	4-0	6-2	26-9	5-4	12-4	0-1	94-42
Scott Blessing	1982-85	10-9	1-0	9-8	30-8	15-8	25-11	4-2		94-46
5. Maciek Sykut	2006-09	24-21		5-1	26-16	32-17	6-3			93-58
6. Clint Bowles	2008-11	33-23	3-5	32-30	23-7				1-1	92-66
Benjamin Lock	2012-16	33-17	28-18	9-7	7-3	3-2	1-1	10-1	1-1	92-50
8. Yvo Niks	1996-99	24-15	8-3	12-3	17-14	12-2	8-1	8-1		89-39
9. Michael Ingham	1997-00	25-14		11-9	10-4	25-11	9-6	6-0		86-44
10. Marco Abilhoa	1980-84	9-7	68-42	4-5	1-0			3-0		85-54
11. Sam Chang	2005-08	25-17	1-3	8-4	26-14	8-5	11-1	5-6		84-50
12. Chris Cloer	2006-09	17-14			1-1	5-4	28-22	32-7		83-48
Mat Cloer	2002-05	19-8	46-26	3-1	9-5	3-0			3-3	83-43
Cristian Gonzalez Mendez	2012-15	29-13		6-6	16-7	20-15	7-4	5-3		83-48
Hernan Luque	1980-83	11-6	7-7	25-15	28-9	12-6				83-43

CAREER RECORDS

Doubles Percentage

Doubles Results		Fall/Spring							
Name	Years	Tournaments	1	2	3	NCAA	Total	Percent	
1. Jose Neto	1978-79		24-3	1-0	1-0		26-3	89.7	
2. Geoff Roper	1984-85	16-5	20-2	29-4		0-1	65-12	84.4	
3. Gordy Smith	1960-62	2-0	43-8	0-2			45-10	81.8	
4. Ken Crosina	1984-85			3-0	17-5		20-5	80.0	
5. Lex Wood	1963-65	6-2	29-8				35-10	77.8	
6. Paul Scarpa	1961-62	2-0	12-2	12-6			26-8	76.5	
7. Paul Haarhuis	1987-88	4-4	35-9			1-1	40-14	74.1	
8. Joey Rive	1982-85	21-6	37-12	35-10	14-9	0-1	107-38	73.8	
9. Jeff Groslimond	2003-05	19-8	27-10	17-3	13-6		76-27	73.8	
10. Tom Morgan	1953-55		0-1	6-1	16-6		22-8	73.3	

Doubles Wins

Doubles Results		Fall/Spring							
Name	Years	Tournaments	1	2	3	NCAA	Total		
1. Joey Rive	1982-85	21-6	37-12	35-10	14-9	0-1	107-38		
2. Chris Westerhof	2003-06	17-7	45-18	16-3	15-6	1-1	94-35		
Jeff Horine	1983-86	11-9	54-23	27-8	2-0		94-40		
4. Benjamin Lock	2012-16	33-12	35-22	4-3	18-5	0-2	90-44		
5. Scott Blessing	1982-85	12-7	47-14	28-11	2-1		89-33		
6. Marco Abilhoa	1980-84	6-3	36-27	41-9	1-1		84-40		
7. Maciek Sykut	2006-09	18-12	3-7	46-28	15-7		82-54		
8. Jose Gracia	2014-18	31-15	6-7	29-13	14-6		80-41		
9. Jean-Yves Aubone	2007-10	19-12	34-22	13-11	11-3	1-2	78-50		
Anderson Reed	2010-13	24-13	5-4	26-22	23-17		78-56		

Doubles-Partners

Doubles Results		Fall/Spring							
Name		Tournaments	1	2	3	NCAA	Total		
1. Scott Blessing/Jeff Horine		10-6	40-10	27-7	2-0		79-23		
2. Jeff Groslimond/Chris Westerhof		15-5	27-10	16-3	13-6		71-24		
3. Ken McKenzie/Brian Stanton		14-4	39-19				53-23		
4. Hernan Luque/Joey Rive		9-3	12-8	31-9			52-20		
5. Andrew Bailey/Maciek Sykut		13-3	1-2	30-17	7-4		51-26		
6. Benjamin Lock/Marco Nunez		23-8	27-13			0-2	50-23		
7. Jean-Yves Aubone/Clint Bowles		14-6	20-14	12-6		1-1	47-27		
Terrance Whitehurst/Terrell Whitehurst		3-3	1-0	6-8	37-21		47-32		
9. Sam Chang/Jonathas Sucupira		12-5	6-4	9-4	18-11	1-1	46-25		
10. Vahid Mirzadeh/Connor Smith		10-3	27-15			2-1	39-19		

CAREER RECORDS

Total Wins

Name	Years	Singles	Doubles	Total
1. Joey Rive	1982-85	127	107	234
2. Jeff Horine	1983-86	100	94	194
3. Scott Blessing	1982-85	94	89	183
4. Benjamin Lock	2012-16	92	90	182
5. Maciek Sykut	2006-09	93	82	175
6. Jason White	1993-96	94	76	170
7. Marco Abilhoa	1980-84	85	84	169
8. Chris Westerhof	2003-06	68	94	162
9. Clint Bowles	2008-11	92	69	161
10. Jose Gracia	2014-18	80	80	160
Jean-Yves Aubone	2007-10	82	78	160
12. Hernan Luque	1980-83	83	76	159
Yvo Niks	1996-99	89	70	159
14. Sam Chang	2005-08	84	71	155
15. Brian Stanton	1992-95	81	72	153
Mat Cloer	2002-05	83	70	153
17. Ken McKenzie	1992-95	72	75	147
18. Anderson Reed	2010-13	66	78	144
Michael Ingham	1997-00	86	58	144
20. Ty Braswell	1996-99	72	71	143
21. Alex Rucker	1985-88	73	66	139
22. John McLean	1980-83	70	65	135
23. Andres Bucaro	2010-13	60	74	134
24. Jonathas Sucupira	2004-07	59	73	132
Michael Rinaldi	2013-16	78	54	132

SINGLE SEASON 20-MATCH WIN CLUB

1963	Lex Wood	22-1
1982	Marco Abilhoa	26-13
	Robert Burgess	22-6
	Hernan Luque	26-11
1983	Scott Blessing	26-12
	Jeff Horine	26-13
	Joey Rive	33-5
	John McLean	22-16
	Hernan Luque	27-15
1984	Scott Blessing	27-14
	Joey Rive	34-2
	Geoff Roper	30-10
1985	Scott Blessing	26-9
	Jeff Horine	22-7
	Joey Rive	35-7
	Alex Rucker	26-9
1987	Paul Haarhuis	35-5
1988	Paul Haarhuis	37-5
1989	Greg Gusky	26-8
1990	Stephen Noteboom	22-10
	Scott Shields	22-9
1991	Stephen Noteboom	36-8
	Neil Krefsky	20-10
1995	Jason White	20-3
	Antonio Prieto	26-9
1996	Jason White	27-14
1997	Michael Ingham	26-7
1998	Yvo Niks	29-7
2002	Romain Jurd	28-11
2003	Mat Cloer	29-12
2004	Mat Cloer	21-13
2005	Chris Westerhof	23-12
	Jeff Groslimond	22-10
2006	Sam Chang	29-16
	Maciek Sykut	25-13
2007	Chris Cloer	24-10
2008	Jean-Yves Aubone	21-9
	Clint Bowles	27-16
	Sam Chang	23-15
	Chris Cloer	22-16
	Brad Mixson	22-12
	Maciek Sykut	21-14
2009	Clint Bowles	25-19
	Chris Cloer	20-14
	Maciek Sykut	28-13
2010	Jean-Yves Aubone	21-12
	Clint Bowles	26-12
	Vahid Mirzadeh	25-9
2011	Vahid Mirzadeh	22-11
2012	Andres Bucaro	27-9
	Jason Zafiros	23-12
2013	Dominic Cotrone	27-15
	Michael Rinaldi	23-10
	Anderson Reed	21-14
	Benjamin Lock	21-15
2014	Cristian G. Mendez	27-8
	Grayson Goldin	23-10
	Dominic Cotrone	20-15
2015	Cristian G. Mendez	22-14
	Benjamin Lock	20-12
2016	Benjamin Lock	25-14
	Michael Rinaldi	21-18
	Jose Gracia	21-9
2017	Lucas Poullain	23-7
	Guy Iradukunda	21-17
2018	Chase Wood	20-9
	Guy Iradukunda	25-11
	Lucas Poullain	30-5


FLORIDA STATE®

NOTABLE NOLES

MARCO ABILHOA

Marco Abilhoa, a native of Brazil, was one of the great Florida State Seminole tennis players who made an impact on the collegiate scene. Prior to enrolling, he was ranked No. 3 in the Brazilian Juniors, when former Florida State head coach Randy Jobson discovered him.

A five-year member of the Seminole tennis program from 1980 through 1984, Abilhoa was at the top of the Metro Conference. He was the No. 1 singles and doubles champion in 1981 and 1982. Upon his return in 1984, Abilhoa went back to the place where he left off, at the top of the Metro Conference. His dominating presence earned him a record three Metro MVP awards in 1981, 1982 and 1984.



Marco Abilhoa

JEAN-YVES AUBONE

Singles All-American, 2008 & 2009

Jean-Yves Aubone stepped onto Florida State's campus for the 2006-2007 school year and left a legacy that will be forever etched in Seminole lore. The Miami native is Florida State's only two-time singles All-American and 2009's ACC Player of the Year. Aubone is a two-time All-ACC team member, two-time All-ACC Academic Team member and two-time honoree of the ACC Academic Honor Roll. In September of 2009, Aubone was ranked at No. 8 in singles, the highest in Florida State history. In 2008, Aubone and Clint Bowles teamed up to record the second-most doubles victories in a single season with 28 wins. He finished his career named the ACC Men's Tennis Scholar Athlete of the Year.

DR. RAY BELLAMY

FSU Hall of Fame, 1992

His accolades go far beyond the tennis courts, yet Dr. Ray Bellamy's triumphs at the net still stand out as one of the best as he was inducted into the FSU Athletics Hall of Fame in 1992. He served as his team's captain in 1960 and 1961, and during those two years only lost a total of three matches.

After leaving FSU and joining the United States Navy, Bellamy went on to become the All-Navy doubles champion and played on the All-Navy team in 1967 and 1968 while serving as a flight surgeon. After returning to Florida to begin his practice, Bellamy became the state's

35-and-over singles and doubles champion in the 1970's.

MAT CLOER

Singles All-American, 2005

Mat Cloer, a native of Brevard, N.C., became one of the greatest players in not only FSU history, but also conference history during his outstanding senior season in 2004-05. During that year, the two-time ACC Player of the Year became the first player in school history to earn All-American honors in singles. He also received the national ITA/Arthur Ashe Leadership and Sportsmanship Award, the first national award for any FSU men's tennis player. He finished his FSU campaign with 83 singles victories and 70 doubles wins. Cloer returned as an assistant coach at Florida State from 2007-11.

PAUL HAARHUIS

FSU Hall of Fame, 1993

Paul Haarhuis, the "Dutchman" from Eindhoven, The Netherlands, came to FSU in 1986 after transferring from Armstrong State College in Savannah, Ga. He went on to become one of the best tennis players ever to come out of FSU and was inducted into the FSU Athletics Hall of Fame in 1993. With the Seminoles, his first season was

a true success as he went 35-5 in singles competition and 25-5 in doubles.

At one point, Haarhuis had 24 consecutive wins. Once his collegiate career was finished Haarhuis had a 70-10 overall singles record for his two years and consecutive Metro Conference MVP awards.

As successful as Haarhuis was for FSU, his career flourished even more once he turned professional in 1989. Through the 2003 season, Haarhuis had career earnings totaling over \$7.7 million dollars. During his 14-year run on the ATP tour, Haarhuis amassed 54 doubles titles including six Grand Slam championships. He won the career Grand Slam with three French Open titles and one championship at Wimbledon, the US Open and Australian Open. He won his lone singles title in 1995 during an event in Jakarta.

DON LOUCKS

FSU Hall of Fame, 1985

After six decades of service to FSU athletics, Don Loucks was inducted

into the Florida State Athletics Hall of Fame in 1985. In 1936, Loucks started off his relationship with FSU as the coach of every sport at the Florida State College for Women. He was the "pioneer" of many of the current athletic programs. In 1947, he was the first coach for the men's basketball team and a year later was named the first tennis coach. His hoops team scored the first victory for the newly-formed athletics program. His tennis team was the first to have a winning season, going 9-4.

Loucks served as Dean of Men from 1957 through 1967 and during this time, he served as a lead figure in the Seminole athletics program, as well as in the department of education. He retired from the athletics department in 1980 as professor emeritus in physical education. His dedication did not go unnoticed as the varsity tennis courts were renamed in his honor. The Scott Speicher Tennis Center was built around his courts.

VAHID MIRZADEH & CONNOR SMITH

Doubles All-Americans, 2011

Vahid Mirzadeh spent three years as a member of the tennis team and the last two as the captain of the team. Mirzadeh capped off his career as an All-American in doubles alongside Connor Smith. In 2011, he was also the second Seminole to receive the national ITA/Arthur Ashe Leadership and Sportsmanship Award. Mirzadeh started his junior season ranked at No. 115 in the nation and worked his way to a career best of No. 21. In doubles play, he and Smith teamed up to play stellar tennis and boasted a 38-19 record together over two seasons. He was named to the ACC Honor Roll and Academic All-ACC Team all three seasons.

STEPHEN NOTEBOOM

After earning NAIA All-American honors at Huntington College in Montgomery, Ala., Stephen Noteboom was the second "Dutchman" to thrive at Florida State for the 1990-92 seasons.

Almost immediately making his presence known, Noteboom grabbed the Metro Conference's coveted MVP award for winning the title at No. 1 singles and doubles. That same year, he earned an invitation to the 1991 NCAA Championships for singles.

During his pro career, Noteboom captured a pair of doubles



Vahid Mirzadeh

FLORIDA STATE®

NOTABLE NOLES

titles. He joined up with Fernon Wibier to win the Ordina Open. Two years later, he teamed up with Lan Bale to win the BMW Open.

ANTONIO PRIETO

Antonio Prieto, a native of Curitiba, Brazil, was an outstanding player during his time here at Florida State. His best year came in 1995 when he was an All-ACC performer, ACC Flight Champion in No. 2 doubles, and received an invitation to the NCAA Tournament. In 1996, his final season, he won the National Collegiate Tennis Classic. He turned pro in 1997 and had a successful doubles career, including an appearance in the 2001 Australian Open. He was consistently ranked in doubles throughout his career and posted a career best mark of 95th in the world during the 2000 season.

JOEY RIVE

FSU Hall of Fame, 1999

Joey Rive, a West Palm Beach native, played for the Seminoles from 1981 through 1985. As one of the top players ever to compete at Florida State, Rive led the team in wins in 1983, 1984 and 1985. During his period at number one singles, he was nationally ranked among the Top 25.

His stellar performance for the Tribe resulted in three Metro Conference

singles championships in 1983, 1984 and 1985 and two doubles championships in 1983 and 1985, including the conference's top crown, the MVP in 1985. His Metro success led to his invitation to the 1985 NCAA Tournament and to the 1987 Tennis Magazine Sportsman of the Year award.

Following his FSU career, Rive played the ATP tour where he reached as high as No. 57 in the world in 1988. He returned back to Tallahassee where he served as an assistant from 1993 to 1994. He is currently running his own collegiate tennis consulting company.

HAL SCHAUS

FSU Hall of Fame, 2015

Hal Schaus, from Mansfield, Ohio, was inducted into the Seminole Hall of Fame in September 2015. He played No. 1 singles throughout his time in Tallahassee and was the team captain from 1954-56. Schaus won over 75 percent of his matches for the Seminoles at a time when the university was beginning to play tougher opponents on a regular basis. His overall win percentage still remains in the Top 15 on FSU's all-time list. Schaus became the sixth member of the FSU Hall of Fame with a tennis connection

BRIAN STANTON & KEN MCKENZIE

Doubles All-Americans, 1995

Brian Stanton of Coral Springs and Ken McKenzie of Tallahassee finished up their playing careers with the Tribe in 1995. As a doubles team, the duo ended their final campaign earning collegiate tennis' top honor, an ITA All-America award.

The doubles pair received the 1995 accolade after a superb run in the NCAA Championships. What may be the most impressive feat for them was being ranked among the nation's top 10 doubles pairs throughout the season.

During his stay at FSU, Stanton won back to back Junior Davis Cup singles titles in 1993 and 1994, won the 1993 Junior Davis Cup in doubles, and was named to the All-ACC team his sophomore and junior seasons.

McKenzie left behind a void in doubles that was a great challenge to fill. He and Stanton guided No. 1 doubles to an impressive No. 3 national ranking, the highest ranking the program has ever received. He also was impressive on the singles side, earning ACC Flight Championships at No. 2 singles in 1994 and No. 3 singles in 1995.

MACIEK SYKUT

Maciek Sykut is one of a handful of successful Seminoles under the tutelage of head coach Dwayne Hultquist. From 2005-09,

Sykut tallied 93 singles victories (second in school history) and 82 doubles victories (fifth). Combined, his 175 victories are good for third on the school's all-time wins list and the most for a Seminole in the past quarter-century.

Nationally, "Magic" ranked as high as No. 76 in singles in 2007. Playing with Andrew Bailey in 2009, the duo took down the No. 4 doubles team in the country from Virginia.

Professionally, Sykut reached as high as No. 145 in the world in doubles play in 2012. For his efforts at FSU his senior season, he was named to the All-ACC team.

JASON WHITE

Jason White finished his four-year run with the Seminoles in 1996, his best season as a player by far. As the top singles and doubles player, White was given a lot of responsibility as FSU's captain.

Even though he won the ACC Championship at No. 4 singles in 1994 and a pair of championships at No. 2 doubles in 1994 and 1995, White was still on top of ACC tennis in 1996. Nationally ranked

for most of the year, the senior from Longwood received a bid to the 1996 NCAA Tournament after being edged out for the championships at No. 1 singles.

LEX WOOD

FSU Hall of Fame, 1982

In 1982, Lex Wood became the first player from the Florida State tennis program to be inducted into the FSU Athletics Hall of Fame. He was a player for the Seminoles from 1963-64, then the program's head coach from 1965 through 1969.

When Wood arrived from his native South Africa in 1962, head coach Eddie Cubbon knew he had a leader amongst his new crop of tennis players. For the following three seasons he would become a mainstay among the nation's top 20 players, playing at No. 1 singles and doubles.


In 1963, his singles match record was 22-1 and his career mark was 51 victories in 54 singles matches. Over the course of his Florida State career, Wood defeated many great collegiate players including a former U.S. Davis Cup player, Marty Riessen. As head coach, his Seminoles went an impressive 81-33-1 during his tenure. His last two teams in 1968 and 1969 went 20-4 and 22-5-1 in dual match play, respectively.

BENJAMIN LOCK

2016 ITA All-American

Benjamin Lock graduated in spring of 2016 as one of the most decorated student-athletes in program history. After a 25-win 2016 campaign that saw Lock rise to a career-best singles ranking of ninth in the country, he was named the ITA Most Improved Player in the nation, an ITA All-American, and ITA Arthur Ashe Sportsmanship and Leadership winner for the Southeast region. Lock finished with 90 singles and 90 doubles wins, ranking sixth and fourth in school history, respectively, while his 180 total career wins rank third all-time in school history.

A native of Harare, Zimbabwe, Lock led his country with a 4-1 record in the Davis Cup, the world cup of tennis, to advance to Group II for the first time since 2006, and in 2015 claimed the singles title in the first-ever ITF tournament held in Mozambique. Lock, a two-time All-ACC player and the Player of the Year runner up in 2016, finished his career at FSU with a 3.92 GPA, earning All-ACC Academic honors in 2015 while majoring in finance. Lock was awarded the Golden Nole award upon graduation in 2016.



Antonio Prieto



Benjamin Lock

FLORIDA STATE®

HONORS & AWARDS

AII-ACC

Ken McKenzie	1992, 1994, 1995
Brian Stanton	1993, 1994, 1995
Antonio Prieto	1995
Jason White	1995, 1996
Michael Ingham	2000
Xavier Luscan	2000, 2001, 2002
Mat Cloer	2003, 2004, 2005
Jonathas Sucupira	2004
Chip Webb	2005
Ytai Abougzir	2006, 2007
Jean-Yves Aubone	2008, 2009, 2010
Clint Bowles	2008, 2009
Sam Chang	2008
Maciek Sykut	2009
Vahid Mirzadeh	2010, 2011
Jordan Kelly-Houston	2012
Dominic Cotrone	2013, 2014 (Second Team)
Cristian Gonzalez Mendez	2014 (Third Team)
Benjamin Lock	2015 (2nd Team), 2016 (1st Team)
Michael Rinaldi	2015 (Third Team)
Marco Nunez	2016 (Second Team)
Aziz Dougaz	2017 & 2018 (First Team)
Guy Iradukunda	2017 & 2018 (Second Team)
Lucas Poullain	2017 (Third Team), 2018 (Second Team), 2019 (First Team)
Alex Knaff	2019 (Second Team)
Loris Pourroy	2021 (Second Team)

NCAA Invitations

Ricardo Bernd	1972 (Singles)
Rejean Genois	1973 (Singles)
Gordon Jones	1976 (Singles)
Joey Rive	1985 (Singles)
Paul Haarhuis	1987 (Doubles), 1988 (Singles)
Henner Lenhardt	1987 (Doubles)
Stephen Noteboom	1991 (Singles)
Ken McKenzie	1995 (Doubles)
Antonio Prieto	1995 (Singles)
Brian Stanton	1995 (Singles/Doubles)
Jason White	1996 (Singles)
Xavier Luscan	2002 (Singles)
Mat Cloer	2003, 2004, 2005 (Singles)
Ytai Abougzir	2006 (Singles/Doubles)
Chris Westerhof	2006 (Doubles)
Jean-Yves Aubone	2008, 2009 (S/D); 2010 (Singles)
Clint Bowles	2008 (Doubles); 2009 (Singles)
Vahid Mirzadeh	2009 (D); 2010 (S); 2011 (Singles/Doubles)
Connor Smith	2011 (Doubles)
Dominic Cotrone	2013 (Doubles)
Blake Davis	2013 (Doubles)

Benjamin Lock	2015, 2016 (Singles/Doubles)
Marco Nunez	2015, 2016 (Doubles)
Aziz Dougaz	2017, 2018 (Singles)
Guy Iradukunda	2018 (Singles)
Lucas Poullain	2018, 2019 (Singles)

Florida Intercollegiate Champions

Lex Wood	1965 (No. 1 Singles)
Hernan Luque	1980 (No. 2 Singles)
Darryl Weiner	1980 (No. 4 Singles)

ITA Championships

Paul Haarhuis	1987 (Singles)
---------------	----------------

Rolex Region II Championships

Brian Stanton	1995 (Doubles)
Ken McKenzie	1995 (Doubles)

ITA Southeast Regional Championships

Clint Bowles	2009 (Singles)
Guy Iradukunda	2016 (Singles)

Bedford Cup - State Championships

Andres Bucaro	2012 (Doubles)
Benjamin Lock	2012 (Doubles)
Cristian Gonzalez Mendez	2013 (Singles)
Chase Wood	2018 (Singles)

USTA Clay Court Invitational at Disney

Cristian Gonzalez Mendez	2012 (Singles)
Benjamin Lock	2014 (Doubles)
Marco Nunez	2014 (Doubles)
Marco Nunez	2016 (Doubles)
Jose Gracia	2016 (Doubles)

Seminole Fall Classic

Ken McKenzie	1991-94 (Singles)
Brian Stanton	1991-94 (Doubles)
Ford Lankford	1991, 1992 (Doubles)
Rick Jacob	1993 (Doubles)
Jason White	1993 (Singles); 1994 (S/D)
Antonio Prieto	1994 (Singles/Doubles)
Alex Golub	1994 (Singles)
Scott Schuriemen	1994 (Singles)
Ty Braswell	1995, 1998 (Singles)
Steve Weinstein	1996 (Singles)
Michael Ingham	1998 (Singles/Doubles)
Chad Mooney	1998 (Doubles)

National Collegiate Tennis Classic Champions

Jason White	1995 (Singles)
Antonio Prieto	1996 (Singles)

ITA Arthur Ashe Leadership & Sportsmanship Award	
Mat Cloer	2005 (National)
Vahid Mirzadeh	2011 (National)
Benjamin Lock	2015 (Southeast)

ITA Most Improved Player

Benjamin Lock	2016
Guy Iradukunda	2018 (Southeast)

ITA Senior Player of the Year

Jean-Yves Aubone	2010 (Southeast)
Guy Iradukunda	2018 (Southeast)

ITA Player to Watch

Mat Cloer	2003 (Mideast)
Jean-Yves Aubone	2008 (Mideast)
Aziz Dougaz	2018 (Southeast)

ITA/Rafael Osuna Sportsmanship Award

Vahid Mirzadeh	2010 (Southeast)
----------------	------------------

ITA Coach of the Year

Dwayne Hultquist	2013 (Southeast)
Dwayne Hultquist	2018 (Southeast)

USTA/ITA National Campus & Community Outreach Award

Dwayne Hultquist	2013 (National)
------------------	-----------------

ITA Assistant Coach of the Year

Ty Braswell	2003 (Mideast)
Nick Crowell	2006 (Mideast), 2013, 2015 (Southeast)
Mat Cloer	2010 (Southeast)
Ryler DeHeart	2018 (Southeast)

USTA Florida Junior Coach of the Year

Nick Crowell	2010
--------------	------

Metro Conference Coach of the Year

Randy Jobson	1981
--------------	------

Dixie Conference Champions

Herbert Quay	1949 (Class B Singles/Doubles)
Robert Lanigan	1949 (Class C Singles)
Donald Seiffert	1949 Class B Doubles)

Davis Cup

	Years	Record
Ricardo Bernd (Brazil)	1970	0-1
Rejean Genois (Canada)	1973-1983	13-14
Enrique Andrade (Ecuador)	1974	0-2
Paul Haarhuis (Netherlands)	1990-2005	31-18
Joey Rive (Puerto Rico)	1992-1994	10-9
Benjamin Lock (Zimbabwe)	2010-2015	19-6

FLORIDA STATE®

HONORS & AWARDS

Marco Nunez (Mexico)	2011	0-1
Andres Bucaro (Guatemala)	2013-2014	0-3
Alex Knaff (Luxembourg)	2014-18	1-4
Aziz Dougaz (Tunisia)	2015-18	5-4
Sebastian Arcia (Puerto Rico)	2018	0-1

Metro Tournament MVP

Marco Abilhoa	1981, 1982, 1984
Joey Rive	1985
Paul Haarhuis	1987, 1988

ACC Champions

Brian Stanton	1992 (No. 3 Doubles)
Ford Lankford	1992 (No. 3 Doubles)
Ken McKenzie	1994 (No. 2 Singles), 1995 (No. 3 Singles)
Art Martinez	1994 (No. 2 Doubles)
Jason White	1994, 1995 (No. 2 Doubles); 1995 (No. 4 Singles)
Scott Schuriemen	1994 (No. 6 Singles)
Antonio Prieto	1995 (No. 2 Doubles)
Alex Golub	1996 (No. 5 Singles)
Ty Braswell	1997 (No. 2 Doubles)
Yvo Niks	1997 (No. 2 Doubles)
Rodrigo Laub	2002, 2003 (Doubles)
Xavier Luscan	2002 (Doubles)
Mat Cloer	2003 (Doubles)

Metro Champions

Scott Gilmore	1977 (No. 5 Singles)
Allan Bellamy	1979 (No. 3 S/No. 1 D)
Jose Salbi Neto	1979 (No. 1 Doubles)
John McLean	1980 (No. 2 Singles); 1981 (No. 1 Doubles); 1983 (No. 3 Doubles)
Steve Layton	1980 (No. 5 Singles)
Marco Abilhoa	1980 (No. 2 Doubles); 1981 (No. 1 S/D); 1982 (No. 1 Singles)
Hernan Luque	1980 (No. 2 Doubles); 1981, 1982 (No. 3 D); 1983 (No. 1 D)
Robert Burgess	1981 (No. 5 Singles/No. 3 Doubles); 1982 (No. 3 Doubles)
Jeff Horine	1983 (No. 3 Singles/No. 2 Doubles)
Joey Rive	1983 (No. 4 Singles/No. 1 Doubles); 1984, 1985 (No. 1 Singles)
Scott Blessing	1983 (No. 5 Singles/ No. 2 Doubles)
Myron Flainski	1983 (No. 3 Doubles)
Todd Collings	1987 (No. 5 Singles)
Cary Sochin	1988 (No. 5 Singles)
Neil Krefsky	1991 (No. 1 Doubles)
Stephen Noteboom	1991 (No. 1 Doubles)

ITA Achievement Award

Tom Cundy, '55	2006
----------------	------

Team Golden Torch

'87, '88, '89, '90, '91, '98, '09, '10, '13, '14, '15, '20, '21
--

ITA All-Academic Scholar Athletes

Xavier Luscan	2002
Andrew Bailey	2009
Chris Reiman	2009
Andres Bucaro	2010
Keith Embree	2010
Jordan Kelly-Houston	2010
Vahid Mirzadeh	2011
Cristian Gonzalez Mendez	2012-15
Blake Davis	2013, 2014
Jack Haffey	2015
Marco Nunez	2015, 2016
Michael Rinaldi	2015, 2016
Jacob Albo	2016
Parker Eversten	2016
Benjamin Lock	2016
Jake Albo	2017
Alex Knaff	2017, 2018
Lucas Poullain	2018
Sebastian Arcila	2021
Rana-Roop Singh Bullar	2021
Bryn Nahrung	2021
Enzo Le Seguilion	2021
Maks Silagy	2021
Chase Wood	2021

FSU Hall of Fame

Lex Wood	1982
Don Loucks	1985
Dr. Ray Bellamy	1992
Paul Haarhuis	1993
Joey Rive	1999
Hal Schaus	2015

Jim McKay Scholarship Winner

Cristian Gonzalez Mendez	2015
--------------------------	------

ACC Academic Honor Roll

Adam Baron	1993, 1996
Dean Ehrlich	1993, 1994
Patrick Filipsson	1993
Jason White	1993, 1994, 1995
Kenneth McKenzie	1994
Ty Braswell	1996, 1998, 1999
Michael Ingham	1997, 1998, 1999, 2000, 2001

Yvo Niks	1997, 1998, 1999
Jay Travis	1997, 1998, 2000
Chad Mooney	1998, 2001
Elliott Elias	2000, 2001
Romain Jurd	2001, 2002, 2003
Xavier Luscan	2001, 2002
Noah Schnell	2001
Joseph Bassett	2002
Gustav Bucht	2002
Alex Herrera	2002
Chip Webb	2003, 2005
J.P. Bounassar	2004
Jeff Groslimond	2005
Stefan Shaw	2005, 2006
Jonathas Sucupira	2005, 2006
Chris Westerhof	2005, 2006
Andrew Bailey	2006, 2007, 2008, 2009
Sam Chang	2006, 2007, 2009
Ytai Abougzir	2007, 2009
Jean-Yves Aubone	2007, 2008, 2009, 2010
Michael O'Shea	2007, 2008, 2009
Andres Bucaro	2010, 2011, 2012, 2013
Keith Embree	2010
Owen Long	2010, 2011
Vahid Mirzadeh	2010, 2011
Anderson Reed	2010, 2011, 2013
Connor Smith	2010
Dominic Cotrone	2012, 2013, 2014
Blake Davis	2012, 2013, 2014
Cristian Gonzalez Mendez	2012, 2013, 2014, 2015
Benjamin Lock	2013, 2015, 2016
Parker Evertsen	2014, 2015, 2016
João Gauer	2015
Jack Haffey	2014, 2015, 2016, 2017
Marco Nunez	2014, 2015, 2016
Michael Rinaldi	2015, 2016
Jake Albo	2016, 2017
Aziz Dougaz	2017, 2018
Alex Knaff	2017, 2018, 2019, 2020, 2021
Lucas Poullain	2017, 2018
Rana-Roop Bhullar	2019, 2021
Enzo LeSeguilion	2019, 2020, 2021
Chase Wood	2019, 2020, 2021
Juan Jalif	2020
Sebastian Arcila	2020, 2021
Bryn Nahrung	2020, 2021
Loris Pourroy	2020
Richard Thongoana	2020
Maks Sliagy	2021

FLORIDA STATE®

ALL-TIME LETTERWINNERS

Marco Abilhoa, 1979-84
Ytai Abougzir, 2004-07
Jake Albo, 2014-17
Kenny Alcorn, 1963
Brian Alden, 2012
Greg Anderson, 1988-89
Enrique Andrade, 1974-76
Sebastian Arcila, 2018-21
Jean-Yves Aubone, 2007-10

Thomas Babione, 1950-52
Andrew Bailey, 2006-09
Dale Baker, 1969-70
Mike Baldwin, 1963
Adam Baron, 1993-96
Mike Barton, 1966
Joe Bassett, 2000-04
Mick Bassinger, 1970-73
Tom Batchelor, 1955
Stephan Becouarn, 1996
Allan Bellamy, 1976-79
Rebel Bellamy, 1959-61
Paul Bennett, 1963-65
Chet Benson, 1976
Adnris Bergvalds, 1978-79
Ricardo Bernd, 1972-74
Jeff Bingo, 1987
Donald Blair, 1991
Scott Blessing, 1982-84
Dan Boda, 1950-53
Robert Boland, 1973
João Paolo Bounassar, 2004
Anthony Boulle, 1980-82
Clint Bowles, 2008-2011
Ryan Boyajian, 2006-08
Richard Bradley, 1950
David "Ty" Braswell, 1996-99
Shelby Brewer, 1955
Scott Bristol, 1968-70
Steward Bruner, 1964-66
Andres Bucaro, 2010-13
Gustav Bucht, 2001
Mark Burchett, 1979
Robert Burgess, 1980-82
Steve Burt, 1963

Dave Calvert, 1974-76
Randy Cameron, 1963
Andre Cantin, 1974-76
Joe Carnley, 1996-97
Gerald Casas, 1998-99
Don Caton, 1963
Henri Cawthon, 1973
Sam Chang, 2005-08
Don Chao, 1966-67
Chris Cloer, 2006-09
Mat Cloer, 2002-05
Todd Collins, 1987-88
Robert Cooney, 1988-89
Dominic Cotrone, 2012-14
Jim Costello, 1948-50
Shelby Creagh, 1950-55
Casey Creely, 1988-89
Ken Crosina, 1984
Jim Crowther, 1953
Tom Cundy, 1953-55

David Danielson, 1967-69
Blake Davis, 2011-14

Jim DeLoach, 1948
Bobby Deye, 2006-08
John De Zeeuw, 1966-71
Steve Diamond, 1972-74
Reggie Dickey, 1963
Lawrence Dickson, 1949-51
Charlie Diggans, 1972-74
Aziz Dougaz, 2016-19
Martin Dundics, 1966-68
Chris Durham, 1988-91
John Dwight, 1977-80

Dean Ehrlich, 1991-95
Jack Egan, 1953
Keith Embree, 2009-10
Hagen Endler, 2003
Scott Espenship, 1987
Mike Etchevarria, 1977
Parker Evertsen, 2015-16

Myrin Falinski, 1982-84
Hamid Faqui, 1969-70
Dick Fischer, 1963
Patrick Filipsson, 1993

Jim Gardner, 1965-67
João Gauer, 2013-15
Rejean Genois, 1972-74
Sterling Gibson, 1974
Scott Gilmore, 1976-79
Robert Golin, 1979-80
Grayson Goldin, 2014
Alex Golub, 1995-98
Cristian Gonzalez Mendez, 2012-15
Jose Gracia, 2014-18
Jason Green, 1994
Kevin Green, 1980-81
Jeff Groslimond, 2003-05
Steve Guse, 1965-66
Greg Gusk, 1989-91

Paul Haarhuis, 1987-88
Jack Haffey, 2014-17
Chris Hagman, 1978-79
Joe Harris, 1955
Herb Hatcox, 1955
Jack Heiss, 1980-81
Alex Herrera, 2001-03
Lex Hester, 1957-59
Randy Hock, 1983-85
Jason Hood, 2004-08
Jeff Horine, 1983-84
Bernard Houle, 1972

Michael Ingham, 1997-2000
Guy Iradukunda, 2017

Rick Jacob, 1992-93
Juan Martin Jalif, 2019-20
Jack Jemison, 1963
Randy Jobson, 1966-68
Gordon Jones, 1974-76
Romain Jurd, 2001-03

Neal Karadbil, 1972-73
Jordan Kelly-Houston, 2010-13
Dave Kennedy, 1953
Shawn Kerns, 1982-83
Muhammed Baber Ali Khan, 1978-79
Drew Kirkley, 1993-94

Alex Knaff, 2017-21
Bruce Knittle, 1976-78
Bartosz Koldej, 2001-02
Brad Kolowich, 2002
Davidson Kozlowski, 1998-99
Nel Krefsky, 1989-92
Shannon Krieger, 1987-88
Jeff Krotenberg, 1976

Brian Lafferman, 1989-90
Brad Lamontagne, 1977-78
Ford Lankford, 1992
Russ Langstroth, 1966
Robert Lanigan, 1950
Rodrigo Laub, 2000-03
Steve Layton, 1978-80
Enzo Le Seguilleon, 2019-21
Richard Legendre, 1972-73
Mike Lelievre, 1972
Henner Lenhardt, 1987
Howard Levy, 1958
Richard Lewis, 1966-67
Benjamin Lock, 2012-13; 15-16
Charles Lockhart, 1956
Owen Long, 2009-11
Hernan Luque, 1980-83
Xavier Luscan, 2000-02

Jim Maddock, 1956-58
Bobby Marcher, 1966-68
George Martin, 1950
Joel Martin, 1976
Art Martinez, 1993-94
Bill McClain, 1959
Reid McCree, 2001
Dave McElroy, 1953
Ken McKenzie, 1992-95
Bill McKernie, 1956
John McLean, 1980-83
Vahid Mirzadeh, 2009-11
Bradley Mixson, 2006-08
Don Monk, 1963
Chad Mooney, 1998-2001
Tom Morgan, 1953-55
Clint Murphy, 1966-68

Bryn Nahrung, 2019-21
Bob Neinken, 1976
Yvo Niks, 1996-99
Jose Salibi Neto, 1978-80
Charles Nordlingh, 1956-57
Stephen Noteboom, 1990-91
Marco Nunez, 2014-16

Mike O'Neil, 1972-74
Juan Ortiz, 1972-74
Michael O'Shea, 2006-08
Jarrod Owen, 2001-02, 04

Murphy Payne, 1994-97
Craig Pendry, 1982
Andreja Petrovic, 2021
Terry Poore, 1964-66
Lucas Poullain, 2017-19
Antonio Prieto, 1994-97
Peter Prinos, 1979-81
Al Procopio, 1968-70
Loris Pourroy, 2020-21

Herbert Quay, 1950

Herb Rap, 1968-70
Anderson Reed, 2010-13
Chris Reiman, 2008-09
Dave Reinhart, 1956
Michael Rinaldi, 2013-16
Joey Rive, 1982-84
Jack Rogers, 1966-68
Russ Rollinger, 1958
Rana Roop Bhullar, 2017-2020
Geoff Roper, 1984
Alex Rucker, 1987-88
Jeff Russell, 1978

Jeff Scarella, 1999-2002
Paul Scarpa, 1960-62
Hal Schaus, 1953-56
Biran Schleiffer, 1991
Noah Schnell, 1999-2001
Scott Schuhrimen, 1993-96
Adam Schwartz, 1989-92
Donald Seifert, 1950
Sonny Sellers, 1957
Fred Serrett, 1956-57, 59
Scott Shepard, 1989
Scott Shields, 1988-91
Rana-Roop Singh Bhullar, 2017-19
Connor Smith, 2010-2011
Sam Smith, 1950
Cary Sochin, 1987-88
Brian Stanton, 1992-95
Sidney Stringer, 1950
John Stupka, 1989-90
Jonathas Sucupira, 2004-07
Alex Sutor, 1958
Dick Sweetman, 1956
Maciek Sykut, 2006-09

Hiro Takata, 1991-92
Heiner Tadault, 2003
Rick Thomas, 1974-77
Richard Thongoana, 2019-21
Matt Thoren, 1989
Dave Tiedt, 1957
Jay Travis, 1997-2000
Nathan Turney, 1995-96

Erik Ullsten, 1991-92

Doug Vepchula, 1963
Jim Vick, 1968
Jean Paul Vissepo, 1996

Jimmy Wade, 1955
Dick Walker, 1955
Marcus Walters, 2020-21
Chip Webb, 2002-03
Bill Weeks, 1968
Darryl Weiner, 1981-82
Steve Weinstein, 1996-99
Chris Westerhof, 2003-06
Jason White, 1993-96
Terrance Whitehurst, 2015-18
Terrell Whitehurst, 2015-18
George Williams, 1955
Lex Wood, 1963-65
Chase Wood, 2018-21
Don Wylly, 1953, 55

Jason Zafiros, 2012

FLORIDA STATE[®]

FSU MEDIA INFORMATION

A NOTE TO THE MEDIA, FANS AND OPPONENTS

Assistant Athletics Director Elliott Finebloom of the Florida State Sports Information Office is ready to assist you with any questions or requests you may have regarding the 2021 men's tennis program, almanac, coaches and student-athletes. Please do not hesitate to phone - (850) 644-1065, cell - (850) 445-6952, or email - efinebloom@fsu.edu. All package shipments should be sent to Florida State Sports Information, 403 Stadium Drive West, Room D0107, Tallahassee, Fla., 32306.

PLAYERS AND COACHES INTERVIEWS

All player and coach interviews must be arranged through the Florida State Sports Information Office by contacting Elliott Finebloom at (850) 644-1065 or via cell at (850) 445-6952. Player's home phone numbers and cell phone numbers will not be given to members of the media. Players and coaches should not be called directly under any circumstances including contact through Facebook, Twitter or any other social media outlet.

HOW TO COVER THE SEMINOLES

Members of the media can access the 2021 record book online at www.seminoles.com. Updated individual and team stats will be available following every match. Game stories with a box score will be emailed and posted to the official athletic department website at www.seminoles.com following each match. If you would like to be included on an email list, please contact Elliott Finebloom. Media wishing to cover the game from the Scott Specier Stadium or the stands do not need to request credentials for regular season home matches. Credentials are required for all photographers wishing to gain access during a match. Credentials are also required if Florida State hosts any NCAA Tournament matches.

FSU ON THE WEB

All game stories, updated stats, weekly releases, photo galleries, live stat links and Seminole soccer news you could ever ask for is available 24 hours a day, seven days a week at www.seminoles.com, the official athletic website for Florida State University. Be sure to make [Seminole.com](http://www.seminoles.com) your first stop for all Florida State women's tennis information.

SPORTS INFORMATION DIRECTORY



Elliott Finebloom
Asst. AD/SID & Digital Media
M&W Tennis Contact




Chuck Walsh
Deputy SID



Derek Satterfield
Sr. Assoc. Communications
Director




Steven McCartney
Assistant SID



Christa Salerno
Assistant SID



Steve Stone
Assistant SID



Bret Clein
Assistant SID



Tim Hoffman
SID Assistant

Contact Us At: Phone: 850-644-1403 / Fax: 850-644-3820


Address Inquiries To:
Florida State Sports Information
PO Drawer 2195
Tallahassee, FL 32316

Ship Overnight Packages To:
Florida State Sports Information
403 Stadium Drive West, Room D0107
Tallahassee, FL 32306

DIGITAL MEDIA DIRECTORY



Layne Herdt
Assistant Director



Leonardo Georgi
Creative Video
Content Producer



Kelsey Wiscinski
Social Media
Coordinator