

# FLORIDA STATE



20 13



**ACC**  
ATLANTIC COAST CONFERENCE





**EJ MANUEL**  
QB  
ROUND 1 • PICK 16



**BJOERN WERNER**  
DE  
ROUND 1 • PICK 24



**XAVIER RHODES**  
DB  
ROUND 1 • PICK 25



**CORNELLIUS CARRADINE**  
DE  
ROUND 2 • PICK 40



**MENELIK WATSON**  
OL  
ROUND 2 • PICK 42

# SEMINOLE

## PIPELINE TO THE NFL

Florida State led all schools in the 2013 NFL Draft having a school record **11** total selections and three first round picks.

# 31

# 28



**Consecutive Years with a Player Selected in the NFL Draft**

**Consecutive Bowl Appearances Tops in the Nation**







**CHRIS THOMPSON  
RB**  
ROUND 5 • PICK 154



**BRANDON JENKINS  
DE**  
ROUND 5 • PICK 162



**DUSTIN HOPKINS  
K**  
ROUND 6 • PICK 177



**NICK MOODY  
LB**  
ROUND 6 • PICK 180



**VINCE WILLIAMS  
LB**  
ROUND 6 • PICK 206



**EVERETT DAWKINS  
DL**  
ROUND 7 • PICK 229

# FOOTBALL

13


**ACC  
Championships  
Reside in  
Tallahassee**

5

**Straight Bowl Wins  
for Florida State**  
*The nation's longest  
active streak*

2

**National Championships  
won by the Seminoles in  
1993 & 1999**







2013

# ORANGE BOWL



**Lonnie Pryor**  
2013 BCS  
Discover Orange Bowl MVP



## BACK TO PROMINENCE

Over the last three seasons under the direction of Jimbo Fisher, Florida State has posted 31 victories, which is tied for fifth nationally, and its .756 winning percentage over that stretch ranks eighth among all FBS programs. The Seminoles took their place among the elite in 2012 by capturing their first ACC Championship since 2005, winning a BCS Bowl for the first time since 1999 and finishing No. 8 in the USA Today Coaches Poll and No. 10 in the Associated Press Poll.

6,591

total yards of offense posted by the 'Noles in 2012 which was a new school record and 9th highest among FBS schools

466

career points by Dustin Hopkins, an FBS record by a kicker and the ACC all-time scoring mark


393

red zone points scored by FSU - #3 nationally. FSU ranked 8th nationally in red zone offense (92%)





# CHAMPIONS



254

100

88

88

66.9

yards per game allowed by the defense - #2 nationally as the 'Noles were the only team in the country to rank in the top 3 in pass defense, rush defense and total defense


graduation rate of the 8 seniors selected in the 2013 NFL draft and 3 free agent signees

career field goals made by Dustin Hopkins which also set a new FBS and ACC Record

three-and-out series posted by the Seminole "D" - #1 nationally.

career completion percentage by first round pick EJ Manuel, which is a new FSU record and second all-time in the ACC





# 2012 ACC



**James Wilder Jr.**  
2012 ACC Championship MVP



**40**

**18**

**12**

**10**

**7.01**

rushing TDs by the FSU offense, setting a new school record

FSU players that earned All-ACC honors including 5 First Team, 7 Second Team and 6 Honorable Mention Selections

wins by FSU which was the most since 1999

ranking in scoring offense (39.29 ppg) nationally

yards per play gained on offense - # 3 nationally





# CHAMPIONS



6

5.63

3.85

2.75

2

All-American honors earned by first round pick Bjoern Werner making him a unanimous choice by AP, AFCA, FWAA, CBS, FSN, SI.com

yards per carry on offense - # 4 nationally

yards per play allowed on defense - #1 nationally

yards per rush allowed by the FSU defense - #1 nationally

final national ranking in total defense among FBS schools and the second consecutive top-5 finish for the unit



Table of Contents/Credits	6
Quick Facts/Travel Headquarters/Media Info	7
Covering the Seminoles	8
Covering the Seminoles/Seminole IMG Sports Network	9
National Media Exposure/TV Appearances	10-11
Seminole Productions	12

**2013 Preview**

2013 Outlook	14-16
A Closer Look at the 'Noles	17
2013 Alphabetical/Numerical Roster	18-19
Preseason Depth Chart/Pronunciation Guide	20
2013 Opponents	21-23
FSU vs. 2013 Opponents	24

**2013 Seminoles**

2013 Seminoles	26-52
Newcomers	53-55
Walk-Ons	56

**Coaches**

Head Coach Jimbo Fisher	58-61
Jeremy Pruitt	62
Rick Trickett	63
Tim Brewster	64
Lawrence Dawsey	65
Jay Graham	66
Odell Haggins	67
Charles Kelly	68
Randy Sanders	69
Sal Sunseri	70
Vic Vilorio	71
Jake Pfeil	71
Bob LaCivita	72
Mark Robinson	72
Stuart Pearce	72
All-Time Assistant Coaches	73
Football Support Staff	74

**2012 Season Review**

2012 Game Summaries	76-82
2012 Game Results/Team Stats	83
2012 Individual Statistics	84
2012 Defensive Statistics	85
2012 Game-by-Game Statistics	85-89
2012 Participation	89
2012 Game-by-Game Starts/Career Starts	90
2012 Game Highs	90
2012 Game-by-Game FSU Team Stats	91
2012 Game-by-Game Opponent Team Stats	92
2012 Awards & Honors	93
2012 ACC Review	94

**This is Florida State**

University	96-97
Academic Success	98-99
Community Service	100-101
Seminole in the NFL	102-103
Prominent Seminoles	104-105
1993 National Championship	106
1999 National Championship	107
Doak Campbell Stadium	108-109
Game Day Experience	110-111
Osceola & Renegade	112
Sod Cemetery	113
FSU Athletics	114
First Class Facilities	115
Albert J. Dunlap Athletic Training Facility	116-117
Strength & Conditioning	118-119
Sports Medicine	120-121
Brief History of FSU Football	122-123
The Bowden Era	124-125
FSU Football Tradition	126

**Honors**

Pro/College Football Hall of Fame	128
Retired Numbers & Jerseys	129-130
Heisman Trophy	131
Thorpe Award	132
Butkus Award	133
Groza Award	133
Lombardi Award	133
O'Brien, Maxwell & Unitas Awards	134
Consensus All-Americans	135-137
All-Americans	138-139
ACC Champions & Award Winners	140
All-ACC Honorees	141
All-South Independent	142
Academic Award Winners	143-144
All-Time Lettermen	145-148
All-Time Jersey Numbers	149-152

**Seminole in the Pros**

Seminole on NFL Rosters	154
2013 NFL Draftees	154
Consensus All-Rookie Selections	155
FSU Super Bowl Participants	155
FSU Pro Bowl Selections	155
NFL Draft History	156-157
FSU All-Time Professional List	158-160

**Records**

FSU All-Time Coaches & Captains	162
Passing Records	163-165
Rushing Records	166-168
Receiving Records	169-171
Total Offense Records	172
Defensive Records	173-174
Scoring Records	175
Kicking/Punting Records	176
Punt & Kickoff Return Records	177
Blocked Kicks/Blocked Punts Records	178
The Last Time It Happened	179-180
FSU vs. All Opponents	181
Homecoming Results	181
Best Performances by Opponents	181
FSU in AP Weekly Poll	182-183
FSU vs. AP Ranked Opponents	183
Margins of Victory	184
Year-by-Year Statistics	185-186
Year-by-Year Results	187-190
Coaches' Cumulative Records	190
Bowl Game Recaps	191-198

**Administration**

University Administration	200
Athletics Administration	201-202
NCAA Compliance	203
Student Athlete Academic Services	204-205
Student Services	206
The ACC	207
The Unconquered People	208



**Credits**

EDITOR: Kerwin Lonzo

**WRITING, RESEARCH & EDITING ASSISTANCE:**

Scott Moriak, Elliott Finebloom, Bob Thomas, Zach Stipe, Jason Leturmy, Steve Stone, Chuck Walsh, Christa Salerno, Maryjane Gardner, Rob Wilson, Brandon Mellor, Andrew Brady, Bob Perrone, Aaron Brecheisen, Caneke Hammonds, Mike Liotta, Steven McCartney, Andrew McWilliams.

DESIGN: Grant Hawkins Design

**FEATURED PHOTOGRAPHERS:** Mitch White, Ryals

Lee, Ross Obley, Don Juan Moore, Mike Olivella, Steve Musco, Larry Novey, Jeff Romance, Damon Herota, Glen Beil, Wylie Dassie, Bill Pearce, Jeff Romance, Jeremy Esbrandt, Tom Martinez, Steve Gustafason, FSU Photography Services (Michele Edmunds, Bill Lax).

**OTHER PHOTOGRAPHY:** Special Thanks to Don Juan Moore, Icon Sports Media, NFL Hall of Fame, The Associated Press, The Atlantic Coast Conference, Neil Redmond (ACC Championship), Sara D. Davis (ACC Championship), ESPN Sports Marketing, The Orange Bowl Committee and Office of Communications, Kristin Barlowe (Florida Georgia Line), Adam Taylor (Florida Georgia Line): Media Relations Departments: Arizona Cardinals, Atlanta Falcons, Baltimore Ravens, Buffalo Bills, Carolina Panthers, Dallas Cowboys (Photo Archives), Denver Broncos, Detroit Lions, Green Bay Packers (Jim Biever), Jacksonville Jaguars, Minnesota Vikings, National Football League (NFL), New Orleans Saints, New York Giants, New York Jets (Al Pereira), Oakland Raiders, Philadelphia Eagles, Pittsburgh Steelers, San Diego Chargers, Seattle Seahawks, Tampa Bay Buccaneers, Tennessee Titans, Washington Redskins.

COVER PRINTING: Optigraphics, Inc., Dallas, Texas  
PRINTING: Boyd Brothers, Inc., Panama City, Fla.

**Florida State Quick Facts**

President:	Dr. Eric J. Barron
Location:	Tallahassee, Fla.
Enrollment:	41,301 (Fall 2012)
Founded:	1851
Symbol:	Seminoles
Colors:	Garnet and Gold
Conference:	ACC
Stadium/Capacity:	Bobby Bowden Field at Doak S. Campbell (82,300)
Surface:	Natural Grass
Interim Athletics Director:	Vanessa Fuchs
Faculty Athletics Representative:	Dr. Pamela Perrewé
Head Coach:	Jimbo Fisher (Salem '89)
Record at FSU/Overall:	31-10 (3rd season)
Offensive System:	Multiple
Defensive System:	4-3 Multiple
All-Time Record:	497-237-17
Seasons:	67
Bowl Appearances:	42
Consecutive Bowl Appearances:	31



/FSUSeminole  
/FSUFootball



@seminoles\_com  
@FSU\_Football



/flstateseminole



/FSUFootball

2013 PREVIEW  
2013 SEMINOLES  
COACHING STAFF  
2012 SEASON IN REVIEW  
THIS IS FSU  
HONORS  
SEMINOLES IN THE PROS  
RECORDS  
ADMINISTRATION



2013 Schedule

Date	Opponent	Location	Series Record
Sept. 2	at Pittsburgh*	Pittsburgh, Pa.	Pittsburgh leads 5-3-0
Sept. 14	Nevada	Tallahassee, Fla.	First Meeting
Sept. 21	Bethune-Cookman	Tallahassee, Fla.	First Meeting
Sept. 28	at Boston College*	Chestnut Hill, Mass.	FSU leads 7-4-0
Oct. 5	Maryland*	Tallahassee, Fla.	FSU leads 21-2-0
Oct. 19	at Clemson*	Clemson, S.C.	FSU leads 18-8-0
Oct. 26	NC State*	Tallahassee, Fla.	FSU leads 22-11-0
Nov. 2	Miami*	Tallahassee, Fla.	Miami leads 31-26-0
Nov. 9	at Wake Forest*	Winston-Salem, N.C.	FSU leads 24-6-1
Nov. 16	Syracuse*	Tallahassee, Fla.	FSU leads 5-1-0
Nov. 23	Idaho	Tallahassee, Fla.	First Meeting
Nov. 30	at Florida	Gainesville, Fla.	Florida leads 34-21-2

\*Denotes ACC Game

2012 Results

Overall Record: 12-2  
 ACC Record: 7-1  
 National Rankings: No. 10 AP/No. 8 USA Today

Date	Opponent (TV)	W-L/Score	Attendance
Sept. 1	Murray State (ESPN3)	W, 69-3	70,047
Sept. 8	Savannah State (ESPN3)	W, 55-0	71,126
Sept. 15	Wake Forest* (ESPN)	W, 52-0	68,833
Sept. 22	Clemson* (ABC)	W, 49-37	83,231
Sept. 29	at USF (ESPN)	W, 30-17	69,383
Oct. 6	at NC State* (ESPN2)	L, 16-17	54,962
Oct. 13	Boston College* (ESPN2)	W, 51-7	81,075
Oct. 20	at Miami* (ABC)	W, 33-20	73,328
Oct. 27	Duke* (ESPNU)	W, 48-7	71,467
Nov. 8	at Virginia Tech* (ESPN)	W, 28-22	65,632
Nov. 17	at Maryland* (ESPNU)	W, 41-14	35,244
Nov. 24	Florida (ABC)	L, 37-26	83,429
Dec. 1	vs. Georgia Tech# (ESPN)	W, 21-15	64,778
Jan. 1	vs. Northern Illinois^ (ESPN)	W, 31-10	72,073

\*Denotes ACC Game  
 # ACC Championship Game (Charlotte, N.C.)  
 ^ Discover Orange Bowl (Miami Gardens, Fla.)

Florida State Football Staff

Name	Position	Alma Mater	Year at FSU
Jimbo Fisher	Head Coach	Salem '89	4th as HC/7th
Jeremy Pruitt	Def. Coordinator/DB	West Alabama '99	1st
Rick Trickett	Asst. HC/OL	Glennville '72	7th
Tim Brewster	Recruiting Coord./TE	Illinois '84	1st
Lawrence Dawsey	Passing Game Coord./WR	Florida State '91	7th
Jay Graham	Running Backs	Tennessee '04	1st
Odell Haggins	Defensive Tackles	Florida State '93	20th
Charles Kelly	Special Teams/Linebackers	Auburn '90	1st
Randy Sanders	Quarterbacks	Tennessee '88	1st
Sal Sunseri	Defensive Ends	Pittsburgh '81	1st
Mark Robinson	Director of Football Operations	Appalachian State '03	1st
Vic Viloría	Strength & Conditioning	SMU '02	4th
Jake Pfeil	Head Football Athletic Trainer	Florida State '00	10th/3rd with Football
Bob LaCivita	Director of Player Personnel	IUP '71	7th

2013 Travel Headquarters

Sept. 1-2: Pittsburgh | Pittsburgh, Pa.

- Pittsburgh Marriott City Center
- 112 Washington Place
- Pittsburgh, Pa. 15219
- (412) 471-4000

Sept. 27-28: Boston College |

Chestnut Hill, Mass.

- Quincy Marriott
- 1000 Marriott Drive
- Quincy, Mass. 02169
- (617) 472-1000

Oct. 18-19: Clemson | Clemson, S.C.

- Greenville Marriott
- One Parkway East
- Greenville, S.C. 29615
- (864) 297-0300

Nov. 8-9: Wake Forest |

Winston-Salem, N.C.

- Grandover Hotel
- One Thousand Club Road
- Greensboro, N.C. 27407
- (336) 294-1800

Nov. 29-30: Florida | Gainesville, Fla.

- Ocala Hilton
- 3600 SW 36th Avenue
- Ocala, Fla. 34474
- (352) 854-1400

MEDIA GUIDELINES

All media who wish to cover FSU athletics will be expected to comply with all the procedures of the University, ACC and FSU Sports Information Office in order to be credentialed. Procedures will be provided in detail at the start of the 2013-14 athletic year.

Interviews

Media interviews with all FSU players and coaches MUST be arranged through the Sports Information Office. Contact Kerwin Lonzo, Football SID via email at klonzo@fsu.edu or by calling (850) 644-5656 to arrange interviews with head coach Jimbo Fisher and Seminole players. Please give as much advance notice as possible when requesting players for midweek interviews.

Players are available following practice on Mondays and prior (around lunch time) to practices on Tuesdays and Wednesdays. Team locker rooms are off limits to media representatives at all times.

Player's phone numbers will not be given to the media and players should not be called directly or contacted through social media sites to arrange interviews or ask questions.

Head Coach Jimbo Fisher & Stream & Call-In

FSU Head Coach Jimbo Fisher will meet with the media on Mondays during the season. Contact the Sports Information Office or refer to the weekly release for exact times and location for the press conferences which will begin during the week of the first game and run throughout the season.

All interview requests for Coach Fisher are coordinated through Football SID Kerwin Lonzo via email at klonzo@fsu.edu or by calling (850) 644-5656. Coach Fisher will participate in the ACC head coaches' weekly teleconference with the other 13 league coaches each Wednesday. He will also meet with the media immediately following practice Tuesday-Thursday.

2013 ACC Football Coaches Teleconference

(10:30 a.m.-1 p.m.—All times Eastern)

Dabo Swinney, Clemson	10:30 a.m.
Jimbo Fisher, Florida State	10:40 a.m.
Randy Edsall, Maryland	10:50 a.m.
Scott Shafer, Syracuse	11:00 a.m.
Jim Grobe, Wake Forest	11:10 a.m.
Paul Johnson, Georgia Tech	11:20 a.m.
Larry Fedora, North Carolina	11:30 a.m.
Paul Chryst, Pittsburgh	11:40 a.m.
Frank Beamer, Virginia Tech	11:50 a.m.
Mike London, Virginia	12:00 p.m.
Steve Addazio, Boston College	12:10 p.m.
David Cutcliffe, Duke	12:20 p.m.
Al Golden, Miami	12:30 p.m.
Dave Doeren, NC State	12:40 p.m.

Media Phone Number: 913-312-0956

Video Services

Florida State's Sports Information Office has the ability to assist networks and television stations by providing video services through Seminole Productions, Inc. (SPI). Please call general manager Mark Rodin at (850) 644-6275 to arrange for these services. For video footage, contact T3Media at T3media.com.

XOS Digital Exchange

The Florida State Sports Information Office has partnered

with XOS Digital in order to provide over-the-air television stations with instantaneous access to video content. The partnership involves the use of the company's Digital Media Xchange Server that will allow television stations to pull down video content year round. The data transfer speed is much faster than a traditional FTP service allowing very large files to be downloaded in just minutes.

The password protected video FTP site will be hosting Monday press conferences with Florida State Football Head Coach Jimbo Fisher and the starting quarterback and a Thursday Jimbo Fisher interview.

If you have an interest in creating an account that gives you access to the video weekly, please email Elliott Finebloom (efinebloom@fsu.edu). If you are looking for access just for a particular game week, please email prior to that game to set up a guest account.

Social Media

Florida State Sports Information is making a continued effort in 2013-14 to utilize social media outlets as another way of passing information to our fans and those who cover our programs. Media can receive updated information from the SID office via Twitter by following @FSUSID as well as @KerwinFSUSID. Fan feeds for the athletic department (@Seminoles.com) and the football program (@FSU\_Football) are available as well. Our Facebook home is located at http://www.facebook.com/FSUSeminoles.



## Credential Requests

All requests for working press, radio, television, photography or scouting credentials should be directed to our online credentialing site located on the Seminoles.com Media Relations page no later than four days prior to the game. **PHOTOS WILL BE REQUIRED AND MUST BE UPLOADED AT THE TIME YOU REQUEST CREDENTIALS. PHOTO MUST BE IN COLOR AND PROVIDE A CLEAR VIEW OF THE FACE.** Requests for season credentials should be made at least two weeks prior to the first game. Space for the working press, radio and television is allocated by the FSU Sports Information Office. Any credential questions can be answered by Assistant A.D./SID and Digital Media Elliott Finebloom.

## Press Parking

Once again, parking is limited in 2013 and passes will be issued on a priority basis within the same guidelines as working credentials. Press parking is approximately 600 yards from the press box, located in the parking garage just north of the Seminole soccer field on Spirit Way.

## Media Will Call

Media Will Call is located near Gate B in the northwest corner of the end zone. Do not enter the stadium but proceed to the right and enter through the external doors marked "Press Entrance" where the media will call table is located right inside the doors.

## Press Box

All media, with the exception of the live network telecast crew, will work from the ninth level of the press box. Media can access the press box only through the designated elevator in the northwest tower of the University Center. After parking, media should proceed down Stadium Drive and move towards Gate B in the northwest corner of the end zone. To enter the press box, do not enter the stadium but proceed to the right and enter through the external doors marked "Press Entrance." The press box opens three hours before kickoff.

## Internet Access

Internet access is available in the ninth level press box. Access to the wireless internet requires a proper authorization code which can be picked up at the press table located on the ninth floor as soon as you exit the press box elevator.

## Radio-TV

Florida State will host both home and visiting radio in booths in the press box. Network television (or the network broadcasting live) will be working from a mid-field booth on the eighth level (one below working press). Both home and visiting radio will broadcast from booths at the south end of the ninth level.

## Photographers

Florida State reserves the right to admit only those photographers deemed to be on the premises for legitimate media purposes and who are shooting for editorial purposes only. All photographers working FSU games should be prepared to show a media ID card and equipment designed to photograph major college football. Florida State uses a double photo line system on its sidelines. Only those photographers actually shooting the game will be allowed on the "front" line. These shooters will be given photo armbands upon check-in to allow them front line access. All other photo personnel will be required to stay behind a second line as not to obstruct the view of the shooters. This would include grips, runners and sideline reporters. No media personnel are allowed in the team area of the sidelines at any time during a game. Sideline passes for local television will be limited to shooters only. Still photographers may have access to the sidelines only. Those holding a photography credential should report to the Press Box where they will be issued an armband, rosters and a pre-game meal. The only access to the field is through the gate at the northwest corner of the stadium near Gate A. A guarded dark room is available underneath the stadium. The AP Dark Room is located in E 142.

## PRIMARY FOOTBALL CONTACTS



**Elliott Finebloom**  
Asst. AD/SID & Digital Media  
850-644-1065 (O)  
850-445-6952 (C)  
efinebloom@fsu.edu



**Kerwin Lonzo**  
Football SID  
850-644-5656 (O)  
850-544-4630 (C)  
klonzo@fsu.edu

**Contact Us**  
850-644-1403; FAX 850-644-3820

**Mailing Address**  
Florida State Sports Information  
PO Box 2195  
Tallahassee, FL 32316

**Shipping Address**  
Florida State Sports Information  
403 Stadium Drive, West  
Room D-0107  
Tallahassee, FL 32306

## Telephones

Telephone service should be secured directly through the Florida State University Office of Telecommunications at (850) 644-4357. The Telecommunications Office can provide both lines and phones. Orders can also be placed on-line at [www.its.fsu.edu](http://www.its.fsu.edu). Please make sure to request phone lines at least three days prior to the game.

## Postgame Interviews

Florida State's locker room is closed to media following games, both at home and on the road. Coach Fisher will hold his postgame press conference in the media room (second floor turf room of the Moore Athletics Center), while requested players will be brought to the media room to meet with media representatives after Coach Fisher has finished. FSU sports information personnel will take player requests during the fourth quarter of each game.

## Digital Media

The Digital Media Department is responsible for presenting the Seminoles online. Offices are located on the second floor of the Moore Athletics Center.

The department manages FSU's official site Seminoles.com, the premium content Seminoles All-Access, official social media platforms for the Seminoles, online stores, auctions, apps, promotional and championship sites.

### SEMINOLES.COM ALSO PROVIDES:

- Live game audio featuring "The Voice of the Seminoles" Gene Deckerhoff and William Floyd
- Live video of the Jimbo Fisher Call-In Show
- Live video of the starting quarterback and head coach press conference each Monday
- Gametracker - Live in-game stats
- Unique written and video content aimed at engaging and informing Seminole fans.
- Access to the Florida State Seminole facebook and twitter pages (@Seminoles.com; @FSU\_Football)
- Roster, Schedules, Media Guides, Game Notes and more.

## Sports Information Directory



**Chuck Walsh**  
Deputy SID  
850-644-1077 (O)  
850-694-2540 (C)  
cwalsh@fsu.edu



**Bob Thomas**  
Associate SID  
850-644-0615 (O)  
850-694-1768 (C)  
bthomas2@fsu.edu



**Jason Leturmy**  
Assistant SID  
850-644-3920 (O)  
850-228-7568 (C)  
jleturmy@fsu.edu



**Zach Stipe**  
Assistant SID  
850-645-7683 (O)  
850-228-7583 (C)  
zstipe@fsu.edu



**Steve Stone**  
Assistant SID  
850-644-4836 (O)  
850-363-0990 (C)  
sstone@fsu.edu



**Maryjane Gardner**  
Assistant SID  
850-644-2016 (O)  
850-443-2148 (C)  
mgardner2@admin.fsu.edu



**Christa Salerno**  
SID Assistant  
850-644-5653 (O)  
412-952-1162 (C)  
csalerno@fsu.edu

## Digital Media



**Scott Kotick**  
Assistant Director  
skotick@fsu.edu



**Brandon Mellor**  
Senior Writer, Seminoles.com  
bmellor@fsu.edu



**Layne Herdt**  
Assistant Director  
layne.herd@gmail.com



**Jonathan Schillace**  
Assistant Director  
jschillace@fsu.edu







SEMINOLES.COM

Seminoles.com  
Shop.Seminoles.com



facebook

Facebook.com/FSUSeminole  
Facebook.com/FSUFootball



twitter

@Seminole.com  
@FSU\_Football



YouTube

YouTube.com/FLStateSeminoles

SEMINOLE IMG SPORTS NETWORK



IMG College is the leading multimedia, marketing and licensing/brand management company in America representing more than 200 of the nation's top collegiate properties including the NCAA and its 89 championships, NCAA Football, leading conferences, and many of the most prestigious colleges and universities in the country. Headquartered in Winston Salem, N.C., IMG College employs 700 people in nearly 100 offices throughout the U.S. with annual sales of nearly \$450 million.

IMG College is the leader in capturing consumer devotion to college sports through partnership opportunities in multimedia rights, licensing, events and hospitality, marketing, stadium and arena development, stadium seating solutions, ticketing, sales, and consulting. IMG College produces nearly 30,000 hours of radio programming on the largest sports network in the country, manages nearly 5,000 hours of local television programming, is the leading publisher of college sports publications, and is the largest manager of university athletic websites. IMG College is a division of IMG Worldwide, a global sports, fashion and media business. For more information, please visit [www.imgworld.com](http://www.imgworld.com). Seminole IMG Sports Marketing is headed up by General Manager, Loyd Childree.

Florida State's broadcast crew is known as one of the nation's best, as it provides insight and entertainment, as well as detailed and expert analysis. The broadcast features award-winning play-by-play announcer **Gene Deckerhoff**, a 34-year veteran of the Seminole broadcasts heading into his 35th season. Deckerhoff is nationally known as one of the finest announcers in the South. The "Voice of the Seminoles" is a 12-time winner of the NSSA Florida Sportscaster of the Year Award and has been inducted into the Florida Sports Hall of Fame. A native of Jacksonville, Fla., Deckerhoff has been the play-by-play announcer for the Tampa Bay Buccaneers of the NFL for the past 24 years, making for some very busy fall weekends. He runs Gene Deckerhoff Productions, a firm specializing in sports broadcasting and the production of radio and television commercials.

National Champion and Super Bowl winner **William Floyd** joins Deckerhoff in the booth as the color analyst. Floyd is now in his sixth season broadcasting FSU football games after joining the team in 2008. The former Florida State great is very familiar with the broadcasting world as he has hosted his own radio show in the Bay Area and worked as a reporter and studio analyst for SUN Sports. During the pregame show, Tom Block and Senior Associate Athletic Director Monk Bonasorte join Floyd in providing in-depth analysis of the upcoming game. Florida State's game-day broadcasts begin two hours prior to every kickoff.

2013 Seminole Radio Network Affiliates

City	Dial	Frequency	Station	Sports
Belle Glade, Fla.	900	AM	WSWN	Football, M. Basketball, Coaches Show
Brunswick, Ga.	790	AM	WSFN	Football
Brunswick, Ga.	103.7	FM	WSFN	Football
Carrabelle, Fla.	106.5	FM	WOCY	Football, M. Basketball, Coaches Show
Clearwater, Fla.	1340	AM	WTAN	Football, M. Basketball, Coaches Show
Dade City, Fla.	1350	AM	WDCF	Football, M. Basketball, Coaches Show
Daytona Beach, Fla.	580	AM	WDBO	Football, M. Basketball
De Funiak Springs, Fla.	1460	AM	WZEP	Football, Coaches Show
Ft. Walton Beach, Fla.	1400	AM	WFDM	Football, M. Basketball, Coaches Show
Ft. Walton Beach, Fla.	94.5	FM	WFDM	Football, M. Basketball, Coaches Show
Homasassa, Fla.	96.3	FM	WXOF	Football, Coaches Show
Jacksonville, Fla.	94.1	FM	WSOS	Football, M. Basketball, Coaches Show
Lake City, Fla.	96.5	FM	WJTK	Football
Lakeland, Fla.	1430	AM	WLKF	Football, Coaches Show
Lucedale, Miss.	1440	AM	WVGG	Football, M. Basketball, Coaches Show
Marianna, Fla.	100.9	FM	WJAC	Football, M. Basketball, Coaches Show
Melbourne, Fla.	1060	AM	WIXC	Football, M. Basketball, Coaches Show
Miami, Fla.	850	AM	WFTL	Football, M. Basketball, Coaches Show
Milton, Fla.	1330	AM	WEBY	Football, Coaches Show
Orlando, Fla.	580	AM	WDBO	Football, M. Basketball, Coaches Show
Orlando, Fla.	660	AM	WORL	M. Basketball
Panama City Beach, Fla.	590	AM	WDIZ	Football, M. Basketball, Baseball, Coaches Show
Panama City Beach, Fla.	94.5	FM	WFLF	Football, Coaches Show
Pascagoula, Miss.	1580	AM	WPMO	Football, M. Basketball, Coaches Show
Pensacola, Fla.	1620	AM	WNRN	Football, M. Basketball, Coaches Show
Port St. Lucie, Fla.	1590	AM	WPSL	Football
Stuart, Fla.	1450	AM	WSTU	Football
Tallahassee, Fla.- Flagship	94.9	FM	WTNT	Football, M. Basketball, Coaches Show
Tallahassee, Fla.	100.7	FM	WFLA	M. and W. Basketball, Baseball, Coaches Show
Tallahassee, Fla.- Flagship	1270	AM	WNLS	Football, M. & W. Basketball, Baseball, Coaches Show
Tampa, Fla.	1080	AM	WHBO	Football, M. Basketball, Coaches Show
Tampa, Fla.	820	AM	WWBA	Football
Valdosta, Ga.	1450	AM	WVLD	Football
Waycross, Ga.	1350	AM	WFNS	Football
Zephyrhills, Fla.	1400	AM	WZHR	Football, M. Basketball, Coaches Show



Voice of the 'Noles Still Booming in 35th year

Gene Deckerhoff joined an elite list of esteemed radio broadcasters when he called his 400th Florida State football game against Virginia in 2011. Now in his 35th season, the Jacksonville native and Florida grad moved to Tallahassee for the job he has now held since the 1979 season. Deckerhoff was selected over two other broadcasters of some note - the late Tom Meece, who became a national figure at ESPN, and Craig Sager, who is best known for his NBA work on TBS.

His career got off to a rousing start as the Seminoles went 21-3 over his first two seasons.

The only FSU football games he has missed were bowl games that the school did not have the rights to broadcast; He has also called FSU basketball and NFL games as the voice of the Tampa Bay Buccaneers.



The Jimbo Fisher Show

"The Jimbo Fisher Show," televised throughout the entire state of Florida, features the head football coach of the Florida State Seminoles. Coach Fisher is joined each week on the show by host Tom Block. Every Monday afternoon during football season, Coach Fisher along with Block review the action-packed highlights of the previous week's game.

Jimbo Fisher Call-In Show

On Wednesday evenings, Seminole fans have the chance to visit with FSU head coach Jimbo Fisher and "The Voice of the Seminoles" Gene Deckerhoff during "The Jimbo Fisher Call-In Show" live from the Four Points Sheraton in downtown Tallahassee. Coach Fisher's call-in show is an hour-long broadcast beginning at 7 p.m. The show features Coach Fisher and Deckerhoff talking directly with fans from across the country, touching on game insights, trivia, and random Seminole banter.

2013 PREVIEW  
2013 SEMINOLES  
COACHING STAFF  
2012 SEASON IN REVIEW  
THIS IS FSU  
HONORS  
SEMINOLES IN THE PROS  
RECORDS  
ADMINISTRATION  
FSU







FSU TELEVISION APPEARANCES



YEAR	OPPONENT	SITE	SCORE	NETWORK	BOWL
1996	Duke	Tallahassee, FL	44-7	ABC	-
	NC State	Raleigh, NC	51-17	ESPN*	-
	North Carolina	Tallahassee, FL	13-0	ABC	-
	Clemson	Tallahassee, FL	34-3	ESPN*	-
	Miami	Miami, FL	34-16	CBS*	-
	Virginia	Tallahassee, FL	31-24	ABC	-
	Georgia Tech	Atlanta, GA	49-3	ESPN*	-
	Wake Forest	Orlando, FL	44-7	JP Sports	-
	Southern Miss	Tallahassee, FL	54-14	ESPN2*	-
	Maryland	Miami, FL	48-10	ABC	-
	Florida	Tallahassee, FL	24-21	ABC*	-
	Florida	New Orleans, LA	20-52	ABC*	Sugar
1997	USC	Los Angeles	14-7	ABC*	-
	Maryland	Tallahassee, FL	50-7	ABC	-
	Clemson	Clemson, SC	35-28	ABC	-
	Miami	Tallahassee, FL	47-0	ABC	-
	Duke	Durham, NC	51-27	JP	-
	Georgia Tech	Tallahassee, FL	38-0	ABC	-
	Virginia	Charlottesville, VA	47-21	ESPN*	-
	NC State	Tallahassee, FL	48-35	ABC	-
	North Carolina	Chapel Hill, NC	20-3	ESPN*	-
	Wake Forest	Tallahassee, FL	58-7	JP	-
	Florida	Gainesville, FL	29-32	CBS*	-
	Ohio State	New Orleans, LA	31-14	ABC*	Sugar
1998	Texas A&M	E. Rutherford, NJ	23-14	ABC*	-
	NC State	Raleigh, NC	7-24	ABC	-
	Duke	Tallahassee, FL	62-13	Sunshine	-
	USC	Tallahassee, FL	30-10	ABC	-
	Maryland	College Park, MD	24-10	Sunshine	-
	Miami	Miami, FL	26-14	CBS	-
	Clemson	Tallahassee, FL	48-0	ESPN*	-
	Georgia Tech	Atlanta, GA	34-7	ESPN*	-
	North Carolina	Tallahassee, FL	39-13	ESPN*	-
	Virginia	Tallahassee, FL	45-14	ABC	-
	Wake Forest	Winston-Salem, NC	24-7	ESPN2*	-
	Florida	Tallahassee, FL	23-12	ABC*	-
	Tennessee	Tempe, AZ	16-23	ABC*	Fiesta
1999	Louisiana Tech	Tallahassee, FL	41-7	ESPN2*	-
	Georgia Tech	Tallahassee, FL	41-35	ABC*	-
	NC State	Tallahassee, FL	42-11	ABC	-
	North Carolina	Chapel Hill, NC	42-10	ABC	-
	Duke	Jacksonville, FL	51-23	JP	-
	Miami	Tallahassee, FL	31-21	ABC*	-
	Wake Forest	Tallahassee, FL	33-10	Sunshine	-
	Clemson	Clemson, SC	17-14	ESPN*	-
	Virginia	Charlottesville, VA	35-10	ESPN*	-
	Maryland	Tallahassee, FL	49-10	ABC	-
	Florida	Gainesville, FL	30-23	CBS*	-
	Virginia Tech	New Orleans, LA	46-29	ABC*	Sugar
2000	BYU	Jacksonville, FL	29-3	ABC*	-
	Georgia Tech	Atlanta, GA	26-21	ABC*	-
	North Carolina	Tallahassee, FL	63-14	ABC	-
	Louisville	Tallahassee, FL	31-0	ESPN2*	-
	Maryland	College Park, MD	59-7	ESPN*	-
	Miami	Miami, FL	24-27	CBS*	-
	Duke	Tallahassee, FL	63-14	Sunshine	-
	Virginia	Tallahassee, FL	37-3	ABC	-
	NC State	Raleigh, NC	58-14	ESPN*	-
	Clemson	Tallahassee, FL	54-7	ESPN*	-
	Wake Forest	Winston-Salem, NC	35-6	Sunshine	-
	Florida	Tallahassee, FL	30-7	ABC*	-
	Oklahoma	Miami, FL	2-13	ABC*	Orange
2001	Duke	Durham, NC	55-13	Sunshine	-
	UAB	Tallahassee, FL	29-7	ESPN2*	-
	North Carolina	Chapel Hill, NC	9-41	ABC	-
	Wake Forest	Tallahassee, FL	48-24	Sunshine PPV	-
	Miami	Tallahassee, FL	27-49	ABC*	-
	Virginia	Charlottesville, VA	43-7	ESPN*	-
	Maryland	Tallahassee, FL	52-31	ABC	-
	Clemson	Clemson, SC	41-27	ABC	-
	NC State	Tallahassee, FL	28-34	ABC	-
	Florida	Gainesville, FL	13-37	CBS*	-
	Georgia Tech	Tallahassee, FL	28-17	ESPN*	-
	Virginia Tech	Jacksonville, FL	30-17	NBC*	Gator

YEAR	OPPONENT	SITE	SCORE	NETWORK	BOWL
2002	Iowa State	Kansas City, MO	38-31	Fox*	-
	Virginia	Tallahassee, FL	40-19	ABC	-
	Maryland	College Park, MD	37-10	ESPN*	-
	Duke	Tallahassee, FL	48-17	Sunshine	-
	Louisville	Louisville, KY	20-26	ESPN*	-
	Clemson	Tallahassee, FL	48-31	ESPN*	-
	Miami	Miami, FL	27-28	ABC*	-
	Notre Dame	Tallahassee, FL	24-34	ABC*	-
	Wake Forest	Winston-Salem, NC	34-21	ESPN2*	-
	Georgia Tech	Atlanta, GA	21-13	ABC	-
	North Carolina	Tallahassee, FL	40-14	ABC	-
	NC State	Raleigh, NC	7-17	ABC	-
	Florida	Tallahassee, FL	31-14	ABC	-
	Georgia	New Orleans, LA	13-26	ABC*	Sugar
2003	North Carolina	Chapel Hill, NC	37-0	ABC*	-
	Maryland	Tallahassee, FL	35-10	ESPN2*	-
	Georgia Tech	Tallahassee, FL	14-13	ABC*	-
	Colorado	Tallahassee, FL	47-7	ABC	-
	Duke	Durham, NC	56-7	Sunshine PPV	-
	Miami	Tallahassee, FL	14-22	ABC*	-
	Virginia	Charlottesville, VA	19-14	ESPN*	-
	Wake Forest	Tallahassee, FL	48-24	ABC	-
	Notre Dame	South Bend, IN	37-0	NBC*	-
	Clemson	Clemson, SC	10-26	ESPN*	-
	NC State	Tallahassee, FL	50-44	ABC	-
	Florida	Gainesville, FL	38-34	CBS	-
	Miami	Miami, FL	14-16	ABC*	Orange
2004	Miami	Miami, FL	10-16	ABC*	-
	UAB	Tallahassee, FL	34-7	ESPN2*	-
	Clemson	Tallahassee, FL	41-22	ABC	-
	North Carolina	Tallahassee, FL	38-16	ESPN2*	-
	Syracuse	Syracuse, NY	17-13	ESPN2*	-
	Virginia	Tallahassee, FL	36-3	ESPN*	-
	Wake Forest	Winston-Salem, NC	20-17	ABC	-
	Maryland	College Park, MD	17-20	ABC	-
	Duke	Tallahassee, FL	29-7	PPV	-
	NC State	Raleigh, NC	17-10	ESPN*	-
	Florida	Tallahassee, FL	13-20	ESPN*	-
	West Virginia	Jacksonville, FL	30-18	NBC*	Gator
2005	Miami	Tallahassee, FL	10-7	ABC*	-
	The Citadel	Tallahassee, FL	62-10	ESPN	-
	Boston College	Chestnut Hill, MA	28-17	ESPN*	-
	Syracuse	Tallahassee, FL	38-14	ABC	-
	Wake Forest	Tallahassee, FL	41-24	JP	-
	Virginia	Charlottesville, VA	21-26	ESPN*	-
	Duke	Durham, NC	55-24	ESPN*	-
	Maryland	Tallahassee, FL	35-27	ABC	-
	NC State	Tallahassee, FL	15-20	ABC	-
	Clemson	Clemson, NC	14-35	ESPN*	-
	Florida	Gainesville, FL	7-34	CBS*	-
	Virginia Tech	Jacksonville, FL	27-22	ABC*	-
	Penn State	Miami, FL	(30) 23-26	ABC*	Orange
2006	Miami	Miami, FL	13-10	ESPN*	-
	Clemson	Tallahassee, FL	20-27	ESPN*	-
	Rice	Tallahassee, FL	55-7	ESPN*	-
	NC State	Raleigh, NC	20-24	ESPN*	-
	Boston College	Tallahassee, FL	19-24	ABC	-
	Maryland	College Park, MD	24-27	ESPN2*	-
	Virginia	Tallahassee, FL	33-0	LFS	-
	Wake Forest	Tallahassee, FL	0-30	ABC	-
	Florida	Tallahassee, FL	14-21	ABC	-
	UCLA	San Francisco, CA	44-27	ESPN*	Emerald
2007	Clemson	Clemson, SC	18-24	ESPN*	-
	UAB	Tallahassee, FL	34-24	ESPN*	-
	Colorado	Boulder, CO	16-6	ESPN*	-
	Alabama	Jacksonville, FL	21-14	CBS*	-
	NC State	Tallahassee, FL	27-10	ABC	-
	Wake Forest	Winston-Salem, NC	21-24	ESPN*	-
	Miami	Tallahassee, FL	29-37	ABC	-
	Duke	Tallahassee, FL	25-6	ESPN*	-
	Boston College	Chestnut Hill, MA	27-17	ABC	-
	Virginia Tech	Blacksburg, VA	21-40	ABC	-
	Maryland	Tallahassee, FL	24-16	LFS	-
	Florida	Gainesville, FL	12-45	CBS*	-
	Kentucky	Nashville, TN	28-35	ESPN*	Music City



YEAR	OPPONENT	SITE	SCORE	NETWORK	BOWL
2008	Chattanooga	Tallahassee, FL	46-7	ESPN*	-
	Wake Forest	Tallahassee, FL	3-12	ESPN2*	-
	Colorado	Jacksonville, FL	39-21	ABC	-
	Miami	Miami, FL	41-39	ABC	-
	NC State	Raleigh, NC	26-17	ESPN*	-
	Virginia Tech	Tallahassee, FL	30-20	ABC	-
	Georgia Tech	Atlanta, GA	28-31	ABC/ESPN*	-
	Clemson	Tallahassee, FL	41-27	ABC/ESPN*	-
	Boston College	Tallahassee, FL	17-27	ABC*	-
	Maryland	College Park, MD	37-3	ESPN*	-
	Florida	Tallahassee, FL	15-45	ABC/ESPN2*	-
	Wisconsin	Orlando, FL	42-13	ESPN*	Champ Sports
2009	Miami	Tallahassee, FL	34-38	ESPN*	-
	Jacksonville State	Tallahassee, FL	19-9	ESPN 360	-
	Brigham Young	Provo, Utah	54-28	Versus*	-
	USF	Tallahassee, FL	7-17	ESPN*	-
	Boston College	Chestnut Hill, NC	21-28	ABC	-
	Georgia Tech	Tallahassee, FL	49-44	ESPN2*	-
	North Carolina	Chapel Hill, NC	30-27	ESPN*	-
	NC State	Tallahassee, FL	45-42	Raycom	-
	Clemson	Clemson, SC	24-40	ESPN*	-
	Wake Forest	Winston-Salem, NC	41-28	ESPN*	-
	Maryland	Tallahassee, FL	29-26	Raycom	-
	Florida	Gainesville, FL	10-37	CBS*	-
	West Virginia	Jacksonville, FL	33-21	CBS*	Gator Bowl
2010	Samford	Tallahassee, FL	59-6	ESPN*	-
	Oklahoma	Norman, OK	17-47	ABC/ESPN2*	-
	BYU	Tallahassee, FL	34-10	ESPN*	-
	Wake Forest	Tallahassee, FL	31-0	ABC	-
	Virginia	Charlottesville, VA	33-14	Raycom	-
	Miami	Miami, FL	45-17	ABC*	-
	Boston College	Tallahassee, FL	24-19	ESPN*	-
	NC State	Raleigh, NC	28-24	ESPN*	-
	Clemson	Tallahassee, FL	16-13	ABC*	-
	Maryland	College Park, MD	30-16	ABC	-
	Florida	Tallahassee, FL	31-7	ABC/ESPN*	-
	Virginia Tech	Charlotte, NC	44-33	ESPN*	-
	South Carolina	Atlanta, GA	26-17	ESPN*	Chick-fil-A
2011	Louisiana-Monroe	Tallahassee, FL	34-0	ESPN*	-
	Charleston Southern	Tallahassee, FL	62-10	ESPN3	-
	Oklahoma	Tallahassee, FL	13-23	ABC*	-
	Clemson	Clemson, SC	30-35	ABC*	-
	Wake Forest	Winston-Salem, NC	30-35	ACC Network	-
	Duke	Durham, NC	41-16	RSN	-
	Maryland	College Park, MD	24-19	ABC/ESPN2*	-
	NC State	Tallahassee, FL	28-24	ESPN*	-
	Boston College	Chestnut Hill, MA	16-13	ESPN*	-
	Miami	Tallahassee, FL	23-19	ABC/ESPN*	-
	Virginia	Tallahassee, FL	13-14	ESPN2*	-
	Florida	Gainesville, FL	21-7	ESPN2*	-
	Notre Dame	Orlando, FL	18-14	ESPN*	Champs Sports
2012	Murray State	Tallahassee, FL	69-3	ESPN3	-
	Savannah State	Tallahassee, FL	55-0	ESPN3	-
	Wake Forest	Tallahassee, FL	52-0	ESPN*	-
	Clemson	Tallahassee, FL	49-37	ABC*	-
	USF	Tampa, FL	30-17	ESPN*	-
	NC State	Raleigh, NC	16-17	ESPN2*	-
	Boston College	Tallahassee, FL	51-7	ESPN2*	-
	Miami	Miami Gardens, FL	33-20	ABC*	-
	Duke	Tallahassee, FL	48-7	ESPN*	-
	Virginia Tech	Blacksburg, VA	28-22	ESPN*	-
	Maryland	College Park, MD	41-14	ESPN*	-
	Florida	Tallahassee, FL	26-37	ABC*	-
	Georgia Tech	Charlotte, NC	21-15	ESPN*	-
	Northern Illinois	Miami Gardens, FL	31-10	ESPN*	Orange

\* denotes national television

2013 PREVIEW  
2013 SEMINOLES  
COACHING STAFF  
2012 SEASON IN REVIEW  
THIS IS FSU  
HONORS  
SEMINOLES IN THE PROS  
RECORDS  
ADMINISTRATION  
FSU





# SEMINOLE PRODUCTIONS

Anyone who has visited the second floor broadcast facilities in the Moore Athletics Center has seen them - the two very large, yet overcrowded trophy cases in the Seminole Productions area. That's because each and every year, Florida State's Seminole Productions is recognized for excellence. With an experienced, award-winning staff and talented students, Seminole Productions is viewed as a leader in sports production, graphics, and corporate video. Recently ESPN executives visited the state of the art SP facility and were so impressed, that they set in motion the groundwork to form a strategic partnership with Seminole Productions. ESPN has asked Seminole Productions to produce both live events and show programming for their sports network. In late 2011 and early 2012, Seminole Productions produced three live FSU men's basketball games and also seven live FSU baseball games for ESPN.

Established in 1987, Seminole Productions handles virtually every video production need for Florida State Athletics. It produces the Jimbo Fisher, Leonard Hamilton, Sue Semrau and Mike Martin TV shows, as well as Seminole Sports Magazine and contracted shows for Sun Sports/Fox

Sports Florida. Seminole Productions also provides all of the production elements for Seminole Vision, the in-game entertainment productions for all Florida State football, basketball and baseball home contests, in addition to providing visual communication support for the government and other agencies throughout the State of Florida. Creating the perfect blend of high-tech wizardry with outstanding Seminole sports action is a big part of what Seminole Productions is all about

Over the years, Seminole Productions has won over 70 national and international awards in a variety of production and graphics categories. It was recognized for its work with Florida State athletics on both TV programs and for content running on FSU's Big Screen displays. In 2011 producer D.D. Garbarino was nominated for an Emmy Award for Seminole Gametime: Women's Basketball. The program featured an outstanding behind-the-scenes look at the FSU women's team as they participated in the NCAA postseason.



Seminole Productions has also established itself as a leader in stereo 3D (S3D) video production while producing Florida State football's highlight video in S3D. FSU is the only school in the nation to have their football highlights in S3D. Executive Director Mark Rodin continues to test the boundaries of S3D with experimentation in other sports and various programming. Seminole Productions has partnered with several industry leaders in broadcast production to test and evaluate S3D equipment, while seeking new techniques and applications.

## SEMINOLE PRODUCTIONS STAFF



**Mark Rodin**  
Executive Director



**Jim Garbarino**  
Associate Director



**D.D. Garbarino**  
Producer/Director



**Jerry Tootle**  
Producer/Director



**Greg Christopher**  
Producer



**Eric Frey**  
Live Event Director



**Rob Levine**  
Production Support Director



**Sharmi Howarth**  
Broadcast Associate



**Lindsey Mullins**  
Broadcast Associate



**Brad Blonar**  
Graphics/Animation



**Heath Belser**  
Producer/Editor



**Sarah Miller**  
Producer

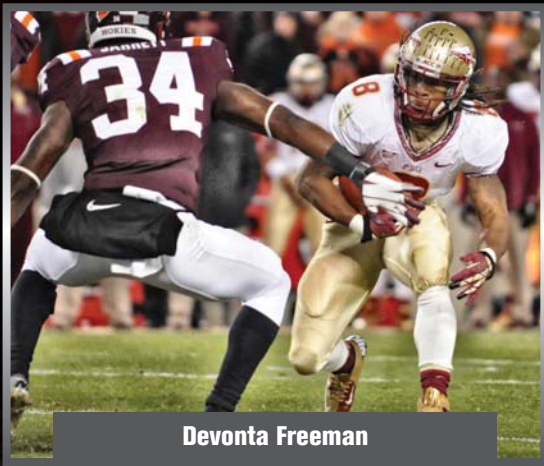


**Tim Fordyce**  
Project Development/  
Producer


2013 PREVIEW  
2013 SEMINOLES  
COACHING STAFF  
2012 SEASON IN REVIEW  
THIS IS FSU  
HONORS  
SEMINOLES IN THE PROS  
RECORDS  
FSU ADMINISTRATION



# 2013 PREVIEW



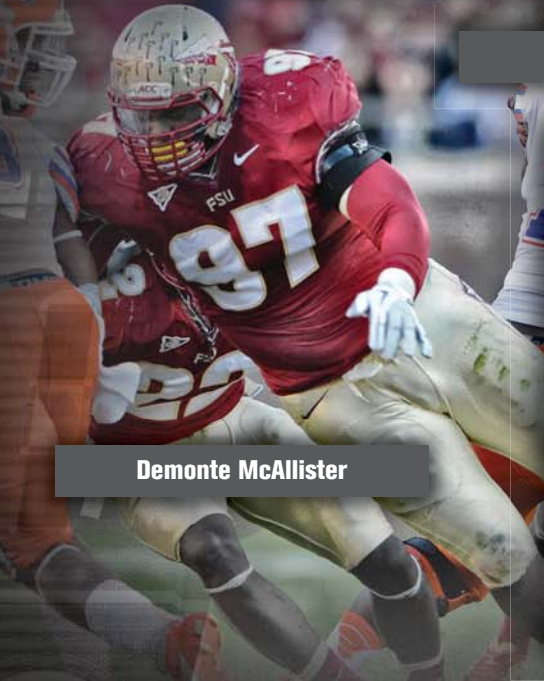
**Devonta Freeman**



**Rashad Greene**



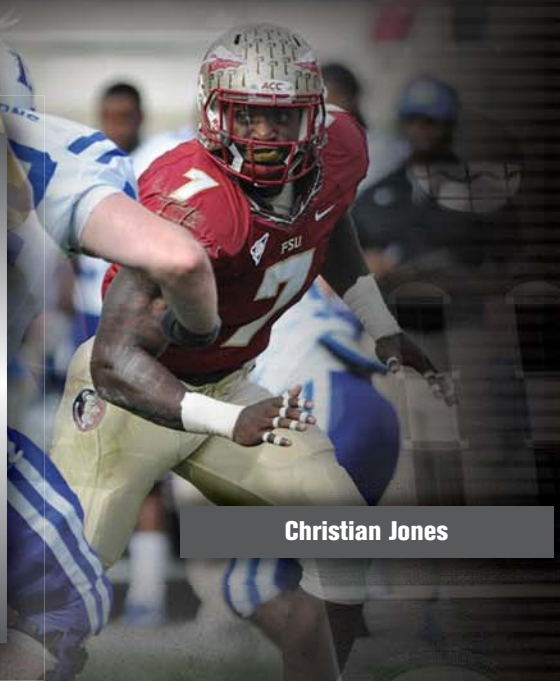
**Bryan Stork**



**Demonte McAllister**



**Lamarcus Joyner**



**Christian Jones**

**2,797**

receiving yards in 2012  
by returning players

**1,078**

all-purpose yards  
gained by  
Rashad Greene  
(741 receiving, 307  
punt returns, 30 rush)

**87.5**

percentage of  
receiving touchdowns  
in 2012 by  
returning players

**27**

career starts by  
Christian Jones,  
Lamarcus Joyner and  
Bryan Stork

**14.7**

points per game  
allowed by the FSU  
defense in 2012 - 6th  
nationally



**T**he bar has been raised. Behind a record-setting offense and one of the nation's elite defenses, head coach Jimbo Fisher's 2012 Seminoles authored a 12-2 season, highlighted by an Atlantic Coast Conference Championship and culminating with a Discover Orange Bowl victory and a No. 10 finish in the final AP poll.

As Fisher often points out, each team has its own identity, and as he begins his fourth year at the helm of the program, new frontiers and challenges await the 2013 Seminoles. Not only will Florida State face both first-year ACC programs – Pittsburgh and Syracuse – but it will do so with six new assistant coaches and no fewer than 13 new starters, counting specialists, after a record 11 Seminoles were snapped up in the 2013 NFL Draft. History has shown that experience and defense matters and the 'Noles return some of its top contributors on both offense and defense despite not having that starter-label.

In what some may consider a year of transition, the Seminoles have an opportunity to solidify their re-emergence as a perennial national player. They have been rebuilt for this challenge, adding yet another nationally-acclaimed signing day class to a roster that has been carefully culled for sustained success.

From a veteran cast headed by the likes of Bryan Stork, Rashad Greene, Devonta Freeman, Christian Jones and Lamaricus Joyner, new leaders will emerge to replace those departed. In the wings, promising young talents are eager to leave their own mark as the next change agents in the rich history of Florida State football.

Sustained success is the mark of excellence and with 31 victories, a conference title and three bowl triumphs, the Fisher Era has the look and feel of a program with staying power.

## 2013 SEASON PREVIEW FSU OFFENSE

### QUARTERBACKS

- For the first time since the 2005 season, Florida State will enter the fall without a quarterback on the roster that has started a college football game. The successor to the Seminoles last two starters under head coach Jimbo Fisher, each of whom was selected in the first round of the NFL Draft, has quite a legacy to follow. FSU has won 31 games over that three-year stretch with its quarterbacks passing for nearly 10,000 yards while directing an offense that is turning out 408 yards and nearly 34 points per game.

- Following a season as a sideline observer, redshirt freshman **James Winston** thrust himself into the competition for the starting quarterback job with an impressive spring practice performance. One of four candidates entering the spring – only one of whom has game experience – Winston validated the honors he amassed as a senior at Hueytown (Ala.) High School. Widely considered the top quarterback prospect in the country following his 2011 senior season, the 6-foot-4, 218-pound talent flashed the same big arm and mobility possessed by his FSU predecessor, EJ Manuel. In a pass-heavy spring game audition, Winston wowed the crowd of 30,000, completing 12 of 15 attempts for 205 yards and two touchdowns, including a 58-yard scoring strike on his first attempt. The performance capped a spring that saw Winston successfully juggle the demands of playing both football and baseball for the Seminoles.

- Redshirt sophomore **Jacob Coker** is the lone quarterback on the roster with any college game experience. The third-team quarterback in 2012, Coker saw action in three games and completed 3 of 5 attempts for 45 yards and a touchdown. His performance in the spring game – 15 of 26 for 186 yards and a touchdown – kept the Mobile, Ala. native very much in the mix for the starting job entering the preseason. A physical presence under center, the 6-foot-5, 235-pound Coker has a strong arm and is deceptively quick. His athleticism was first proven as a three-sport standout at St. Paul's in Mobile, Ala., where he garnered all-state honors in football, basketball and track which included a first team selection in basketball and being crowned a state champion in the javelin throw as a senior.

- Sean Maguire** enters the 2013 season as a redshirt freshman. After working primarily with the scout team last fall, Maguire made tremendous strides throughout spring practice and enters the fall behind Winston and Coker on the depth chart. The top-rated quarterback out of New Jersey as a high school senior, he wrapped up his first spring with the Seminoles by completing 6 of 13 attempts for 113 yards and a touchdown.

- John Franklin III**, a run-pass threat with outstanding track speed, is the lone quarterback the Seminoles signed with their 2013 class.

### RUNNING BACKS

- Florida State's productivity on the ground in 2012 was undisputed as the Seminoles set a single-season school record for rushing touchdowns (40) and averaged a staggering 5.6 yards per carry. Thanks to a share-the-wealth plan that has utilized multiple backs, the Seminoles return two of their top three rushers in 2013, who combined for 2,034 career rushing yards and 28 touchdowns.

- Junior **Devonta Freeman** has been a workhorse for the Seminoles over the past two seasons, leading the team in rushing as a freshman and following up with 660 yards (second on the team) and eight rushing touchdowns last season. Seven of those touchdowns came after the season-ending injury to starter Chris Thompson. A tough runner between the tackles with the ability to summon separation speed, Freeman has amassed 1,239 career rushing yards at a clip of 5.4 yards per carry and leads all returnees with 16 touchdowns as a Seminole.

- James Wilder, Jr.** made the leap from reserve to invaluable asset in 2012, plowing his way to 635 yards and an ACC-leading 11 rushing touchdowns. The 6-foot-2, 229-pound junior is the classic downhill power back, capable of moving the pile and the chains. With two touchdowns and 69 yards on 10 carries, he was the MVP of the ACC Championship game in a 21-15 win over Georgia Tech. Wilder is also the top returning receiver among backs, after collecting 19 receptions for 136 yards and two scores.

- Redshirt freshman **Mario Pender** will make his debut after missing the 2012 season due to injury. Pender has a unique size and speed combination, which enabled him to rack up 1,543 yards on just 130 carries (11.9 ypc) during his senior year at Cape Coral (Fla.) Island Coast. Incoming freshman **Ryan Green**, one of the most touted signees, brings versatility and play-making ability in space to the equation.



**Rashad Greene**

- Senior **Chad Abram** enters the fall as the lone fullback with any game experience. A special teams standout who began his career on defense, Abram will be primarily asked to open holes as the successor to multi-dimensional standout Lonnie Pryor. Redshirt senior **Shayne Broxsie**, a former walk-on defensive end, made the transition to fullback in the spring.

### RECEIVERS

- No segment on the Florida State roster returns more productivity and experience than the Seminole receivers. Seven of the top eight are back from the 2012 squad, with the returnees having produced 80 percent or more of the team's receptions, yards and touchdowns. All seven are third-year players, or older, a level of experience which allows for flexibility between positions.

- Rashad Greene** ranks among the most productive receivers in Florida State history after just two seasons, having collected 95 receptions for 1,336 yards and 13 touchdowns. A precise route-runner with big-play speed and a penchant for producing at the most critical times, Greene is currently fourth all-time with 4.13 receptions per game and 20th in career TD receptions.

- Reliable and productive, senior **Kenny Shaw** has been a lineup fixture the past two seasons. Shaw collected 33 receptions for a career-best 532 yards and three touchdowns last season, with the receptions and yards ranking second among returnees.

- Redshirt sophomore **Kelvin Benjamin** will look to add consistency and more big-play productivity in his second season of action. The mammoth target with soft hands and surprising speed led the 'Noles in yards per reception (16.5) and finished with 30 catches for 495 yards and four TD's last season.

- Senior **Greg Dent** enjoyed his most productive season in 2012, finishing with 27 receptions for 355 yards and two touchdowns.



- A trio of veterans, fifth-year senior **Willie Haulstead**, senior **Jarred Haggins** and redshirt junior **Christian Green**, have their sights set on a return to form in 2013. Haulstead caught 38 passes for 587 yards and a team-best six TD's in 2010, but missed the 2011 season with an injury. Haggins had 11 receptions in 2011 but was slowed by injury last season. Green caught 26 balls for 450 yards in 2011, but was limited to just three receptions a year ago.
- Despite the crowd of veterans, several newcomers figure to stake a claim for playing time. **Levonte "Kermit" Whitfield** brings national class speed to the program as his 4.37 40-yard dash time was fastest among 2013 signees nationally. A national champion sprinter in track, he caught 38 passes for 520 yards as a senior. Quick and shifty **Jesus Wilson** is at home out of the slot position, where he managed to score 10 touchdowns as a senior at Miami Columbus.

## TIGHT ENDS

- The tight end position has become increasingly more important to the Seminoles passing game each of the past two seasons, highlighted by last year's combined haul of 25 receptions for 280 yards and four touchdowns. The group was also instrumental in the 'Noles rolling up a school-record 40 rushing touchdowns. FSU returns two of its top three tight ends in 2013.
- Junior **Nick O'Leary** is coming off his most productive season after earning 11 starts. His career-high 21 receptions rank fifth among all returnees, as do his 252 receiving yards, while his three TD receptions are tied for third. A match-up problem for opponents as a receiver, O'Leary also made significant strides as a point-of-attack blocker.
- Sophomore **Christo Kourtzidis** saw action in eight games during an understudy freshman campaign. The California native is an intuitive player whose role will expand following the offseason loss of **Kevin Haplea** to a season-ending injury.
- Incoming freshman **Jeremy Kerr** could be thrust into early action due to a lack of depth.

# 2013 SEASON PREVIEW FSU DEFENSE

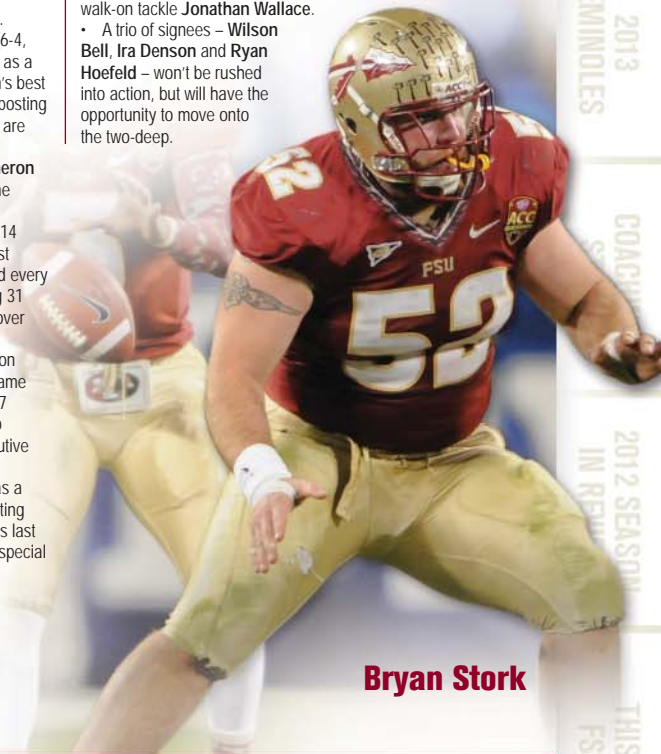
## DEFENSIVE TACKLE/NOSE GUARD

- Despite the loss of two starters from the interior line, FSU should be stout once again. The 'Noles return their two most productive inside guys, welcome back a fifth-year senior with starting experience and a pair of seasoned second-year players. They were at the point of a unit that ranked among the top six nationally in seven defensive categories.
- Junior nose guard **Timmy Jernigan** has been FSU's most productive interior player the past two seasons, piling up 76 tackles, including 14 for losses. A high-energy player off the bench (he does have two career starts), he earned second-team Coaches All-ACC honors after piling up 46 stops, which ranks fifth among all defensive returnees.
- Fifth-year senior defensive tackle **Demonte McAllister** has been incredibly productive throughout his career, though he has yet to start a game. That could well change in 2013 after he finished second among interior linemen with a career-high 33 tackles last season. With gifted hands, McAllister has regularly taken up residence in the opposing backfield, logging 12 tackles for loss and 6.5 sacks in his career.
- Fifth-year senior **Jacobbi McDaniel** has been a starter at both interior positions, registering 18 over the course of his career. He returns to the playing field after missing the entire 2012 season due to injury and brings 65 career tackles - 10.5 behind the line of scrimmage - back to the fold.
- Sophomores **Eddie Goldman** and **Nile Lawrence-Stample** hope to make the transition from spot players to regulars in the rotation. Strong spring seasons vaulted them to second on the depth chart at tackle and nose guard, respectively.
- Redshirt sophomore **Derrick Mitchell** has been beset by injuries, but provided the coaches with enough of a glimpse in the spring to make his way into the rotation. Redshirt freshman **Justin Shanks** and touted signee **Keith Bryant** will also fight to get into the mix.

## OFFENSIVE LINE

- With essentially four first-year starters in 2012, Florida State's offensive line grew up over the course of a 14-game campaign. Fortunately for the Seminoles, four of the five return, and bring with them a combined 55 of a possible 56 starts. Collectively, they contributed to one of the most statistically productive offensive seasons in school history.
- Senior **Bryan Stork** is the elder statesman of the group. One of the most versatile members of the segment, Stork (6-4, 298) made 13 starts at center last season and enters 2013 as a candidate for the Rimington Award, presented to the nation's best center. A second-team All-ACC selection last season after posting a team-best grade of 85.6 percent, Stork's 27 career starts are tied for most on the team and lead everyone on offense.
- The Seminoles' left side returns intact, with juniors **Cameron Erving** (6-6, 320) and **Josue Matias** (6-6, 320) manning the tackle and guard positions, respectively. Erving made the transition from defensive tackle last season and started all 14 games. Big-bodied and athletically gifted, he played his best football over the final half of the season. Matias also started every game and made opponents pay, registering a team-leading 31 knockdown blocks. He graded out at 82 percent or higher over each of the final six games.
- **Tre' Jackson** (6-4, 330) returns at the right guard position after earning second-team All-ACC honors in 2012. A 14-game starter, he boasted the second-highest season grade - 84.7 percent - among linemen. A power player with the ability to displace defensive linemen, Jackson has made 15 consecutive starts.
- Junior **Bobby Hart**, a nine-game starter at right tackle as a 17-year-old freshman in 2011, is expected back in that starting spot in 2013. Hart (6-4, 316) saw spot action in eight games last season, primarily at the guard position, but also played on special teams.

- The Seminoles have some versatility among offensive line reserves. Junior **Austin Barron** has four career starts at center and can also move over to guard. Fifth-year senior **Jacob Fahrenkrug**, with 12 starts on his resume, will serve primarily as a reserve guard, but can also play center. Sophomores **Sterling Lovelady** and **Ruben Carter** have seen limited action at center and guard, respectively, as has one-time walk-on tackle **Jonathan Wallace**.
- A trio of signees - **Wilson Bell**, **Ira Denson** and **Ryan Hoefeld** - won't be rushed into action, but will have the opportunity to move onto the two-deep.



**Bryan Stork**

## DEFENSIVE ENDS

- Few programs in the country can lose three defensive ends to the NFL Draft in one class and not feel the impact. The Seminoles will undoubtedly feel the effects, but can also find solace in the notion that they've recruited extremely well at the position, in no small part due to the type of talent perennially turned out.
- One year ago **Mario Edwards, Jr.** appeared headed for a redshirt campaign as a true freshman. A couple injuries changed that and Edwards, the No. 1 overall prospect in 2012, was thrust into action. His modest production in 11 games of reserve action - 17 tackles, 2.5 tackles for loss and 1.5 sacks - should improve dramatically as the right side starter.
- The left end position is being contested between redshirt senior **Dan Hicks** and redshirt sophomore **Giorgio Newberry**. Hicks has played 26 games at end and flashed the ability to create havoc (7.5 tackles for loss, 2.0 sacks) in 2011 before missing the entire 2012 season after a move to tight end. Newberry saw spot duty in 13 games last season and looks to take advantage of his first real playing opportunity.
- **Chris Casher** suffered a knee injury in his second game with the 'Noles, and comes back for his redshirt freshman season eager to make a contribution. Casher is pushing Edwards at the right end position.
- A pair of newcomers, junior college transfer **Desmond Hollin** and early enrollee **DeMarcus Walker**, will try and seize the shot at playing time early on.

## LINEBACKERS

- The combination of long, physical and athletic linebackers, combined with a new scheme which will feature a little more blitzing, seems to fit the FSU segment perfectly. The 'Noles return their top two tacklers from 2012 and although they will be stationed at different linebacker positions pre-snap, there is confidence that their post-snap productivity will be enhanced.
- Senior **Christian Jones**, who paced the team with 95 tackles from his weakside linebacker spot last season, will make the move to middle linebacker. Jones will finish his career having played all three linebacker positions, and after producing more

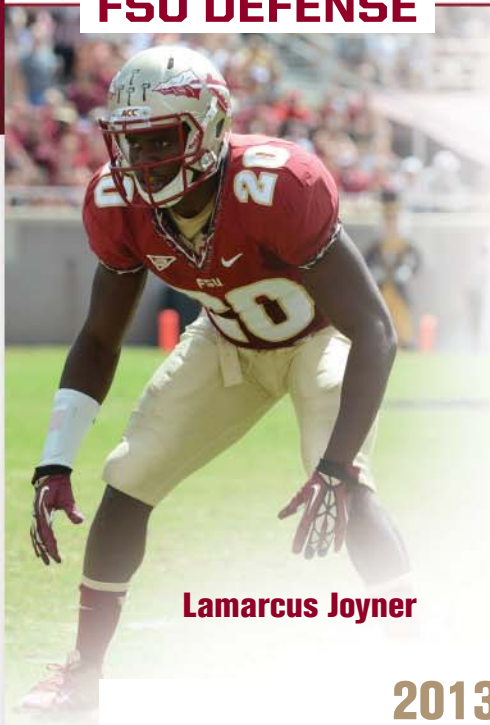
- tackles and big plays each of the last three years, he's anxious to put his sizeable physical skills to the test in a play-making scheme.
- Of course, Jones' move opens up his former position and senior **Telvin Smith** slid right into the weakside spot during the spring. Smith stacked up career-highs in tackles (64) and tackles for loss (9.5) while sharing the middle linebacker position last season. His penchant for play-making will be better-suited for playing in space.
- The projected newcomer to the starting lineup is redshirt sophomore **Terrance Smith**. He emerged from the spring as the favorite on the strongside, in no small part because his athleticism helps him in coverage. Most of Smith's repetitions prior to spring came in special teams.



**Timmy Jernigan**



2013 SEASON PREVIEW  
FSU DEFENSE



Lamarcus Joyner

- A cast of younger players enter the fall on the two-deep. From that group sophomore **Reggie Northrup** has the most experience. Listed behind Smith at weakside linebacker, Northrup made his mark as a freshman with big hits on special teams. Redshirt freshman **Ukeme Eligwe** made tremendous strides throughout the spring and is listed behind Smith at the strongside position. Early enrollee **Freddie Stevenson** parlayed the benefit of spring practice into the back-up role behind Jones.
- With a significant emphasis on building depth at the linebacker position with the 2013 signing class, the 'Noles landed a group that could help immediately. **Matthew Thomas** was the top-rated high school linebacker in the nation a year ago, while **E.J. Levenberry** was considered among the elite as well. Two others – **Ro'Derrick Hoskins** and **Tyrell Lyons** – are extremely athletic with sizeable upsides.

**SECONDARY**

- Aside from the receiver position, Florida State's secondary is home to the greatest collection of experience on the roster. Five players with starting experience, plus two others with considerable work in reserve, return to a group that is equally anxious to play behind a blitzing defensive scheme.
- Senior and two-time All-ACC standout **Lamarcus Joyner** is simply a football player. He returns to cornerback for his final year after two seasons at safety, and brings with him a hard-hitting passion for the game that makes him a preseason candidate for the Bednarik, Nagurski and Thorpe Awards.

- **Nick Waisome** won a starting cornerback job a year ago and returns for his junior season much stronger for the experience. His seven pass breakups ranked third on the team.
- Senior free safety **Terrence Brooks** amassed 52 tackles and added two interceptions and four pass breakups as a first-year starter. These are numbers he expects to improve upon.
- The strong safety position is an ongoing competition between juniors **Karlos Williams** and **Tyler Hunter**, both of whom enjoyed their most productive seasons in 2012. Hunter shared the team lead with three interceptions, while Williams piled up 32 tackles and provided one of the best moments of 2012 with an ACC Championship-sealing interception against Georgia Tech.
- The Seminoles should feel quite good about their depth, considering ACC Defensive Rookie of the Year **Ronald Darby**, who shared the team lead with eight pass breakups, returns along with sophomore classmate **P.J. Williams** to provide some sizeable options at the cornerback spot. Rangy redshirt sophomore corner **Keelin Smith** also gained valuable experience a year ago playing against wideouts on the short side of the field.
- There is significantly less experience behind the front-line safeties, but the coaching staff is anxious to see redshirt freshman **Colin Blake** work at free safety now that he is healthy.
- FSU's staff will also take a long look at a trio of heralded signees, headed by **Jalen Ramsey**, who earned a consensus top-five national rating at cornerback. A pair of Alabama high school products, **Nate Andrews** and **Marquez White**, will also get a look.

2013 SEASON PREVIEW  
FSU SPECIAL TEAMS

**SPECIALISTS**

- The Seminoles are clearly in a transition period on special teams as they must replace the nation's all-time leader for kick scoring as well as a three-year starting deep snapper. On the plus side, FSU returns a second-year punter, has a wealth of both proven and potential return talent and a kicker who anxiously awaited his turn to emerge.

- Sophomore punter **Cason Beatty** was quietly effective as a first-year starter last season, averaging a respectable 38.3 yards per attempt. Beatty did pin the opposition inside its own 20-yard line 23 times, or nearly 50 percent of the time he lined up to punt. He will also handle the placement holds for field goal and PAT attempts.

- The Seminoles have an ample arsenal of kickoff and punt return candidates from which to choose. **Lamarcus Joyner** and **Karlos Williams** combined to average 24.6 yards on kickoff returns a year ago. FSU's punt return trio features capable returners in **Kenny Shaw**, **Rashad Greene** and **Tyler Hunter**. Greene and Hunter fought their way through some fumble issues, but each averaged more than 15 yards a return. Greene took two back for scores, while Hunter added one of his own. Shaw took over the duties in the last four games last season and his sure-handedness produced 99 yards on eight returns (12.4 yards a return). Sophomore **Ronald Darby** and incoming freshman speedster **Levonte Whitfield** could both provide other options worth exploring.

- Redshirt senior **Philip Doumar**, the back-up to Dax Dallenbach each of the last three seasons, is in line to handle all of the Seminoles' deep snaps. Doumar has snapped in four games over the course of his career.

- **Roberto Aguayo** arrived at FSU in 2012 as one of the nation's top high school kickers. A year later the redshirt

freshman replaces **Dustin Hopkins**, who scored more points than any kicker in NCAA Division I history. Aguayo demonstrated in the spring that he is physically up to the challenge, converting 5 of 6 attempts in front of 30,000 fans in the Garnet & Gold Spring game, including 51- and 58-yarders.



Cason Beatty

**Team Breakdown**

Basic Offense: Multiple | Basic Defense: 4-3

**Letterwinners**

Returning: 47	Lost: 22
Offense: 24	Offense: 9
Defense: 21	Defense: 10
Special Teams: 2	Special Teams: 3

**Starters**

Returning: 11	Lost: 13
Offense: 6	Offense: 5
Defense: 4	Defense: 7
Special Teams: 1	Special Teams: 1

**Starters Returning (11)**

<b>Offense (6)</b>	
WR	Rashad Greene
TE	Nick O'Leary
T	Cameron Erving
G	Tre' Jackson
G	Josue Matias
C	Bryan Stork
<b>Defense (4)</b>	
LB	Christian Jones
CB	Nick Waisome
S	Lamarcus Joyner
S	Terrence Brooks
<b>Special Teams (1)</b>	
P	Cason Beatty

**Starters Lost (13)**

<b>Offense (5)</b>	
WR	Rodney Smith
T	Menelik Watson
QB	EJ Manuel
FB	Lonnie Pryor
TB	Chris Thompson
<b>Defense (7)</b>	
DE	Bjoern Werner
DE	Cornellius Carradine
DT	Anthony McCloud
DT	Everett Dawkins
SLB	Nick Moody
MLB	Vince Williams
CB	Xavier Rhodes
<b>Special Teams (1)</b>	
PK	Dustin Hopkins

**Returning Statistical Leaders**

RUSHING	G	ATT	YDS	AVG	TD	YPG	
Devonta Freeman	13	111	660	5.9	8	50.8	
James Wilder, Jr.	14	110	635	5.8	11	45.4	
PASSING	G	PE	C-A-INT	PCT.	YARDS	TDS	YPG
Jacob Coker	4	201.6	3-5-0	60.0	45	1	11.2
RECEIVING	G	REC.	YARDS	AVG.	TD	YPG	
Rashad Greene	14	57	741	13.0	6	52.9	
Kenny Shaw	14	33	532	16.1	3	38.0	
Kelvin Benjamin	14	30	495	16.5	4	35.4	
TACKLES	TOTAL (JA-A)	TFL	SACKS	INT	PBU	FF-FR	
Christian Jones	95 (48-47)	7.0-19	0.0-0	0	3	0-2	
Telvin Smith	64 (37-27)	9.5-53	1.0-12	0	3	1-0	
Terrence Brooks	52 (38-14)	1.0-2	0.0-0	2-28	4	1-0	

2013 PREVIEW  
2013 SEMINOLES  
COACHING STAFF  
2012 SEASON IN REVIEW  
THIS IS FSU  
HONORS  
SEMINOLES IN THE PROS  
RECORDS  
FSU ADMINISTRATION



Players By State/Hometown

**Florida (81)**  
**Bartow:** Freddie Stevenson; **Belle Glade:** Kelvin Benjamin, Greg Dent; **Boynton Beach:** Larry Levy; **Bradenton:** Jeren Kowalewski; **Cape Coral:** Mario Pender, David Tyrrell; **Coral Springs:** Jayon Young; **Davenport:** Karlos Williams; **DeLand:** Trey Pettis; **Dunnellon:** Terrence Brooks; **Fort Lauderdale:** Danny Adams, Austin Barron, Peter Ciappetta, Louis Giordano, Lamarcus Joyner, Nile Lawrence-Stample, Colton Woodall; **Fort Pierce:** Giorgio Newberry, Keelin Smith; **Gainesville:** Jared Armstrong, Myles Davis, Bryan LaCivita; **Greenville:** Jacobbi McDaniel; **Groveland:** Nick Waisome; **Jacksonville:** Kory Burnett, Derrick Mitchell, Reggie Northrup, DeMarcus Walker, Jonathan Wallace, Jermaine Washington; **Jupiter:** Justin Deluca, Philip Doumar; **Lake City:** Timmy Jernigan; **Lakeland:** Chad Abram, Jarred Haggins; **Lauderhill:** Bobby Hart; **Lithia:** Will Burnham; **Mascotte:** Roberto Aguayo; **Miami Beach:** Joe Hernandez; **Miami:** Ruben Carter, Devonta Freeman, Pierre Jolicouer; **Milton:** Isaiah Jones; **Monticello:** Shayne Broxsie; **Navarre:** Sterling Lovelady; **New Smyrna Beach:** Mitchell Zak; **Ocala:** Lamard Kiner, P.J. Williams; **Orlando:** Jonathan Akanbi, Marvin Bracy, Kenny Shaw; **Ormond Beach:** Barrett Kernon; **Oviedo:** Stephen Davis; **Palm Beach Gardens:** Nick O'Leary; **Palm City:** Paul Aloise; **Pensacola:** Tasean Crews; **Port St. Lucie:** Lamarcus Brutus; **Rockledge:** Dorsey Moore; **St. Augustine:** Justin Allred; **St. Petersburg:** Dorian Earley; **Tallahassee:** Reginald Dixon; **Tampa:** Taylor Doan, Rhett Goodman, Christian Green, Richey Klepal, Demonte McAllister, Dixon Phillips, James Wilder, Jr.; **Titusville:** Willie Haulstead; **Valrico:** Keith Weeks; **Vero Beach:** Cameron Budde, Bryan Stork; **Wellington:** Ryan Alicea, Brad Bentz, Jake Romano; **Weston:** Kendall Fullington; **Winter Park:** Christian Jones; **Yulee:** Cam Ponder

**Georgia (8)**  
**Albany:** Rashad Greene; **Decatur:** Terrance Smith; **Jesup:** Tre' Jackson; **Moultrie:** Cameron Erving; **Stone Mountain:** Ukeme Eligwe; **Valdosta:** Gerald Demps, Tyler Hunter, Telvin Smith

**Alabama (5)**  
**Helena:** Nigel Terrell; **Hueytown:** Jameis Winston; **Mobile:** Chris Casher, Jacob Coker; **Prattville:** Justin Shanks

**New Jersey (3)**  
**Annandale:** Kevin Haplea; **Paramus:** Daniel Foose; **Sparta:** Sean Maguire; **Union City:** Josue Matias

**Texas (2)**  
**Grapevine:** Clay Pickler; **San Antonio:** Colin Blake

**Mississippi (3)**  
**Gautier:** Mario Edwards, Jr.; **Oxford:** Dan Hicks; **Terry:** Nathan Slater

**California (1)**  
**Orange:** Christo Kourtzidis

**Maryland (1)**  
**Oxon Hill:** Ronald Darby

**Minnesota (1)**  
**Robbinsdale:** Jacob Fahrenkrug

**North Carolina (1)**  
**Charlotte:** Cason Beatty

**Washington, D.C (1)**  
**Eddie Goldman**

Players By Major

**Criminology:** Roberto Aguayo, Shayne Broxsie, Ukeme Eligwe, Cameron Erving, Sterling Lovelady, Demonte McAllister, Jacobbi McDaniel, Derrick Mitchell, Nigel Terrell

**Economics:** Philip Doumar, Daniel Foose

**Environmental Studies:** Jacob Coker

**Exercise Science:** Christo Kourtzidis, Jameis Winston

**Finance:** Rashad Greene, Sean Maguire, Freddie Stevenson

**Information Technology:** Austin Barron, Cason Beatty

**Interdisciplinary Social Science:** Chad Abram, Kelvin Benjamin, Terrence Brooks, Lamarcus Brutus, Ruben Carter, Chris Casher, Gerald Demps, Mario Edwards, Jr., Devonta Freeman, Eddie Goldman, Christian Green, Jarred Haggins, Kevin Haplea, Willie Haulstead, Dan Hicks, Tyler Hunter, Tre' Jackson, Timmy Jernigan, Christian Jones, Nile Lawrence-Stample, Giorgio Newberry, Reggie Northrup, Nick O'Leary, Mario Pender, Trey Pettis, Justin Shanks, Keelin Smith, Telvin Smith, Terrance Smith, Bryan Stork, James Wilder, Jr., P.J. Williams, Karlos Williams

**International Affairs:** Daniel Foose

**Psychology:** Colin Blake

**Risk Management:** Philip Doumar

**Sociology:** Jacob Fahrenkrug, Bobby Hart, Lamarcus Joyner, Josue Matias, Jacobbi McDaniel, Kenny Shaw, Nick Waisome

**Sport Management:** Ronald Darby, Demarcus Walker, Jonathan Wallace, Jameis Winston



Telvin Smith

Players By Birthday

January	
2	Shayne Broxsie
2	Ronald Darby
3	Rhett Goodman
6	Josue Matias
6	Eddie Goldman
6	Jameis Winston
8	Keelin Smith
10	Colton Woodall
15	Tyrell Lyons
17	Jarred Haggins
19	David Tyrrell
23	Louis Giordano
25	Mario Edwards, Jr.
25	Jesus Wilson
February	
1	Derrick Mitchell
5	Kelvin Benjamin
10	Lamarcus Brutus
11	Jonathan Wallace
14	Nale Andrews
15	Pierre Jolicouer
16	Taylor Doan
18	Christian Jones
23	Demonte McAllister
March	
2	Terrence Brooks
6	Tasean Crews
6	Joe Hernandez
11	Dorian Earley
11	Sean Maguire
11	Dorsey Moore
12	Justin Allred
15	Devonta Freeman
20	Nick Waisome
24	Tyler Hunter
28	Ira Denson
30	Kendall Fullington
April	
10	Lamard Kiner
11	Telvin Smith
12	Freddie Stevenson
14	James Wilder, Jr.
19	Ryan Green
24	Daniel Adams
27	Ukeme Eligwe
May	
1	Kenny Shaw
3	Isaiah Jones
3	Terrance Smith
4	Jeremy Kerr
4	Karlos Williams
12	Kory Burnett
16	Ryan Hoefeld
17	Roberto Aguayo
21	Dixon Phillips
21	Jake Romano
22	Chad Abram
June	
1	P.J. Williams
11	Stephen Davis
11	Trey Pettis
15	Clay Pickler
July	
2	Philip Doumar
8	Reginald Dixon
13	Cameron Budde

14	Nile Lawrence-Stample
14	Sterling Lovelady
21	Matthew Thomas
31	Owen Harris
August	
4	Jacob Coker
8	Parker Conley
8	Desmond Hollin
9	Cason Beatty
9	Christian Green
10	Christo Kourtzidis
14	Willie Haulstead
21	Bobby Hart
23	Cameron Erving
23	Ro'Derrick Hoskins
25	Paul Aloise
31	Nick O'Leary
September	
3	Cam Ponder
4	Brad Bentz
6	Jayon Young
10	Gerald Demps
12	Jared Armstrong
20	Jermaine Washington
20	Keith Weeks
21	John Franklin III
23	Rashad Greene
24	Timmy Jernigan
27	Jeren Kowalewski
29	Richey Klepal
30	Demarcus Walker
October	
5	Jonathan Akanbi
8	Jacobbi McDaniel
8	Levonte "Kermit" Whitfield
17	Reggie Northrup
18	Jacob Fahrenkrug
18	Kevin Haplea
19	Austin Barron
19	Colin Blake
20	Justin Shanks
24	Jalen Ramsey
28	Nathan Slater
29	Marquez White
November	
7	Peter Ciappetta
15	Bryan Stork
16	E.J. Levenberry
18	Will Burnham
25	Keith Bryant
26	Giorgio Newberry
27	Lamarcus Joyner
29	Wilson Bell
December	
1	Ruben Carter
2	Daniel O'Neill
2	Mitchell Zak
3	Ryan Alicea
7	Myles Davis
7	Dan Hicks
14	Tre' Jackson
15	Daniel Foose
15	Marvin Bracy
16	Nigel Terrell
22	Barrett Kernon
26	Larry Levy
30	Chris Casher
30	Mario Pender
31	Davarez Bryant



Cameron Erving



Alphabetical Roster

NO	NAME	POS
41	Chad Abram	FB
40	Danny Adams	LS
19	Roberto Aguayo	K
38	Jonathan Akanbi	DB
58	Ryan Alicea	LB
39	Justin Allred	DB
46	Paul Aloise	LB
29	Nate Andrews	DB
23	Jared Armstrong	QB
62	Austin Barron	OL
38	Cason Beatty	P
78	Wilson Bell	OL
1	Kelvin Benjamin	WR
74	Brad Bentz	DL
30	Colin Blake	DB
31	Terrence Brooks	DB
42	Shayne Broxsie	FB
42	Lamarcus Brutus	DB
91	Davarez Bryant	DE
95	Keith Bryant	DT
37	Cameron Budde	FB
36	Kory Burnett	DB
45	Will Burnham	RB
65	Ruben Carter	OL
21	Chris Casher	DE
43	Peter Ciappetta	LB
14	Jacob Coker	QB
35	Parker Conley	WR
85	Tasean Crews	WR
3	Ronald Darby	DB
61	Myles Davis	OL
47	Stephen Davis	DB
48	Justin Deluca	LB
23	Gerald Demps	DB
55	Ira Denson	OL
15	Greg Dent	WR
67	Reginald Dixon	LB
21	Taylor Doan	RB
57	Philip Doumar	DS
94	Dorian Earley	LB
15	Mario Edwards, Jr.	DE
52	Ukeme Ellgwe	LB
75	Cameron Erving	OL
60	Jacob Fahrenkrug	OL
72	Daniel Foose	OL
11	John Franklin III	QB
8	Devonta Freeman	RB
40	Kendall Fullington	DB
16	Louis Giordano	WR
90	Eddie Goldman	DT
64	Rhett Goodman	LS
89	Christian Green	WR
24	Ryan Green	RB
80	Rashad Greene	WR
12	Jarred Haggins	WR
33	Kevin Haplea	TE
51	Bobby Hart	OL
82	Willie Haulstead	WR
73	Joe Hernandez	DL
6	Dan Hicks	DE
59	Ryan Hoefeld	OL
43	Desmond Hollin	DE
18	Ro'Derrick Hoskins	LB

NO	NAME	POS	HT	WT	CL	HOMETOWN/HIGH SCHOOL
1	Kelvin Benjamin	WR	6-5	238	r-SO	Belle Glade, Fla./Glades Central HS
1	Tyler Hunter	DB	5-11	197	JR	Valdosta, Ga./Lowndes County HS
3	Ronald Darby	DB	5-11	192	SO	Oxon Hill, Md./Potomac HS
3	Jesus Wilson	WR	5-9	177	FR	Miami, Fla./Christopher Columbus HS
4	Freddie Stevenson	LB	6-1	237	FR	Bartow, Fla./Bartow HS
5	Reggie Northrup	LB	6-1	223	SO	Jacksonville, Fla./First Coast HS
5	Jameis Winston	QB	6-4	225	r-FR	Hueytown, Ala./Hueytown HS
6	Dan Hicks	DE	6-4	260	r-SR	Oxford, Miss./Oxford HS
6	Nick Waisome	CB	5-10	176	JR	Groveland, Fla./South Lake HS
7	Christian Jones	LB	6-4	235	SR	Winter Park, Fla./Lake Howell HS
7	Mario Pender	RB	5-10	192	r-FR	Cape Coral, Fla./Island Coast HS
8	Devonta Freeman	RB	5-9	203	JR	Miami, Fla./Miami Central HS
8	Timmy Jernigan	DT	6-2	294	JR	Lake City, Fla./Columbia HS
9	Levonte "Kermit" Whitfield	WR	5-7	178	FR	Orlando, Fla./Jones HS
9	Karlos Williams	DB	6-1	230	JR	Davenport, Fla./Ridge Community HS
10	E.J. Levenberry	LB	6-3	234	FR	Woodbridge, Va./C.D. Hylton HS
10	Sean Maguire	QB	6-3	215	r-FR	Sparta, N.J./Seton Hall Prep
11	John Franklin III	QB	6-0	171	FR	Plantation, Fla./South Plantation HS
11	Derrick Mitchell	DT	6-4	295	r-SO	Jacksonville, Fla./First Coast HS
11	Clay Pickler	K	6-3	180	SO	Grapevine, Texas/Colleyville Heritage HS/Tarrant County College
12	Jarred Haggins	WR	6-0	193	SR	Lakeland, Fla./Lakeland HS
12	Matthew Thomas	LB	6-3	210	FR	Miami, Fla./Booker T. Washington HS
13	Rashad Gholston	WR	5-10	167	SR	Miami Gardens, Fla./Miramar HS
13	Jalen Ramsey	DB	6-1	195	FR	Brentwood, Tenn./Brentwood HS
14	Jacob Coker	QB	6-5	235	r-SO	Mobile, Ala./St. Paul's Episcopal
15	Greg Dent	WR	5-11	195	SR	Belle Glade, Fla./Glades Central
15	Mario Edwards, Jr.	DE	6-3	285	SO	Gautier, Miss./Ryan (Texas) HS
16	Louis Giordano	WR	5-8	160	JR	Fort Lauderdale, Fla./Coral Glades HS
16	Dorsey Moore	QB	6-4	205	r-FR	Rockledge, Fla./Martins Ferry HS (Ohio)
18	Ro'Derrick Hoskins	LB	6-2	216	FR	Orlando, Fla./Evans HS
18	Jayon Young	TE	6-1	212	FR	Coral Springs, Fla./J.P. Taravella HS
19	Roberto Aguayo	K	6-1	208	r-FR	Mascotte, Fla./South Lake HS
20	Lamarcus Joyner	DB	5-8	190	SR	Fort Lauderdale, Fla./St. Thomas Aquinas HS
21	Chris Casher	DE	6-4	260	r-FR	Mobile, Ala./Davidson HS
21	Taylor Doan	RB	6-0	224	FR	Tampa, Fla./Jesuit-Tampa HS
22	Telvin Smith	LB	6-3	218	SR	Valdosta, Ga./Lowndes County HS
23	Jared Armstrong	QB	6-0	180	r-FR	Gainesville, Fla./Oak Hall School
23	Gerald Demps	DB	5-11	201	r-SR	Valdosta, Ga./Lowndes County HS
24	Ryan Green	RB	5-10	188	FR	St. Petersburg, Fla./Catholic HS
24	Terrance Smith	LB	6-4	222	r-SO	Decatur, Ga./Southwest DeKalb HS
26	P.J. Williams	DB	6-0	193	SO	Ocala, Fla./Vanguard HS
27	Lamard Kiner	DB	6-0	210	JR	Ocala, Fla./Vanguard HS
27	Dan O'Neill	WR	6-0	165	SO	Jupiter, Fla./Jupiter HS
27	Marquez White	CB	6-0	171	FR	Dothan, Ala./Northview HS
28	Nigel Terrell	LB	6-1	226	r-JR	Helena, Ala./Pelham HS
29	Nate Andrews	DB	5-11	208	FR	Fairhope, Ala./Fairhope HS
30	Colin Blake	DB	6-3	214	r-FR	San Antonio, Texas/Brandeis HS
31	Terrence Brooks	DB	5-11	200	SR	Dunnellon, Fla./Dunnellon HS
32	James Wilder, Jr.	RB	6-2	229	JR	Tampa, Fla./Plant HS
33	Kevin Haplea	TE	6-4	245	SR	Annandale, N.J./North Hunterdon HS/Penn State
35	Nick O'Leary	TE	6-3	246	JR	Palm Beach, Fla./Dwyer HS
35	Parker Conley	WR	6-5	210	JR	Norcross, Ga./Norcross HS
36	Kory Burnett	DB	6-0	211	r-SR	Jacksonville, Fla./Bartram Trail HS
36	Tyrell Lyons	LB	6-0	210	FR	Jacksonville, Fla./First Coast HS
36	Jermaine Washington	WR	5-8	192	r-SO	Jacksonville, Fla./Wolfson HS
37	Cameron Budde	FB	5-11	228	JR	Vero Beach, Fla./Saint Edward's School/Franklin & Marshall College
37	Keelin Smith	DB	6-3	185	r-SO	Fort Pierce, Fla./Treasure Coast HS
38	Jonathan Akanbi	DB	6-1	204	r-JR	Orlando, Fla./Edgewater HS
38	Cason Beatty	P	6-3	229	SO	Charlotte, N.C./Olympic HS
39	Justin Allred	DB	6-1	197	JR	St. Augustine, Fla./Nease HS
39	Bryan LaCivita	WR	6-1	190	FR	Gainesville, Fla./St. Francis Catholic
40	Danny Adams	LS	5-9	195	r-JR	Fort Lauderdale, Fla./St. Thomas Aquinas HS/Eastern Kentucky
40	Kendall Fullington	DB	5-11	165	JR	Weston, Fla./Cypress Bay

2013 PREVIEW  
2013 SEMINOLE  
COACHING STAFF  
2012 SEASON IN REVIEW  
THIS IS FSU  
HONORS  
SEMINOLE IN THE PROS  
RECORDS  
ADMINISTRATION



## 2013 NUMERICAL ROSTER

NO	NAME	POS	HT	WT	CL	HOMETOWN/HIGH SCHOOL
41	Chad Abram	FB	6-0	230	SR	Lakeland, Fla./Kathleen HS
42	Shayne Broxsie	FB	6-2	260	r-SR	Monticello, Fla./Jefferson County HS
42	Lamarcus Brutus	DB	6-0	202	r-SO	Port St. Lucie, Fla./Treasure Coast HS
43	Peter Ciappetta	LB	6-2	211	SO	Fort Lauderdale, Fla./Cardinal Gibbons HS
43	Desmond Hollin	DE	6-3	268	JR	Miami, Fla./ASA College (N.Y.)/Miami Southridge HS
44	DeMarcus Walker	DE	6-3	274	FR	Jacksonville, Fla./Sandalwood HS
45	Will Burnham	RB	6-0	178	SO	Lithia, Fla./Newsome
45	Nathan Slater	LB	6-2	223	SO	Terry, Miss./Saint Andrew's Episcopal
46	Paul Aloise	LB	5-11	225	JR	Palm City, Fla./Martin County HS
47	Stephen Davis	DB	5-11	195	JR	Oviedo, Fla./Hagerty HS
48	Justin DeLuca	LB	5-11	220	JR	Jupiter, Fla./Jupiter HS
48	Dixon Phillips	TE	6-3	224	r-FR	Tampa, Fla./Hillsborough HS/Quincy University
49	Jake Romano	FB	5-11	232	FR	Wellington, Fla./Wellington HS
49	Colton Woodall	DB	6-3	190	r-JR	Fort Lauderdale, Fla./North Broward Prep/Univ. of Rhode Island
51	Bobby Hart	OL	6-4	315	JR	Lauderhill, Fla./St. Thomas Aquinas HS
51	Giorgio Newberry	DE	6-6	280	r-SO	Fort Pierce, Fla./Fort Pierce Central HS
52	Ukeme Eligwe	LB	6-2	240	r-FR	Stone Mountain, Ga./Stone Mountain HS
52	Bryan Stork	OL	6-4	300	r-SR	Vero Beach, Fla./Vero Beach HS
53	Sterling Lovelady	OL	6-3	291	JR	Navarre, Fla./Navarre HS
54	Tre' Jackson	OL	6-4	330	JR	Jesup, Ga./Wayne County HS
55	Ira Denson	OL	6-3	325	FR	Madison, Fla./Madison County HS
55	Jacobi McDaniel	DT	6-0	295	r-SR	Greenville, Fla./Madison County HS
56	Trey Pettis	OL	6-5	350	r-SO	DeLand, Fla./DeLand HS
57	Philip Doumar	DS	6-1	225	r-SR	Jupiter, Fla./Jupiter HS
58	Ryan Alicea	LB	6-1	213	r-FR	Wellington, Fla./Wellington
59	Ryan Hoefeld	OL	6-3	292	FR	New Orleans, La./Brother Martin
60	Jacob Fahrenkrug	OL	6-4	326	r-SR	Robbinsdale, Minn./Cooper HS/North Dakota St. College
61	Myles Davis	OL	6-2	307	r-FR	Gainesville, Fla./Buchholz HS
62	Austin Barron	OL	6-3	300	JR	Fort Lauderdale, Fla./St. Thomas Aquinas HS
63	Mitchell Zak	LS	5-11	197	JR	New Smyrna Beach, Fla./Calvary Christian Academy
64	Rhett Goodman	LS	5-11	209	SO	Tampa, Fla./Jesuit-Tampa HS
65	Ruben Carter	OL	6-4	309	r-SO	Miami, Fla./Jackson HS
66	Keith Weeks	OL	6-4	292	r-FR	Valrico, Fla./Newsome HS
67	Reginald Dixon	LB	5-11	203	FR	Tallahassee, Fla./Godby HS
70	Josue Matias	OL	6-6	322	JR	Union City, N.J./Union City HS
72	Daniel Foose	OL	6-6	290	JR	Paramus, N.J./Catholic HS
72	Barrett Keron	LS	6-4	239	JR	Ormond Beach, Fla./Seabreeze HS/Auburn University
72	Richy Klepal	OL	6-4	285	FR	Tampa, Fla./Plant HS
73	Joe Hernandez	DL	6-0	207	FR	Miami Beach, Fla./Miami Beach HS
74	Brad Bentz	DL	6-2	250	SO	Wellington, Fla./Wellington HS
74	Jonathan Wallace	OL	6-7	290	r-SR	Jacksonville, Fla./Lee HS
75	Cameron Erving	OL	6-6	320	r-JR	Moultrie, Ga./Colquitt County HS
77	Larry Levy	DT	6-2	270	r-JR	Boynton Beach, Fla./Park Vista Comm. HS/Minn-Crookston
78	Wilson Bell	OL	6-4	314	FR	Prichard, Ala./Blount
80	Rashad Greene	WR	6-0	180	JR	Albany, Ga./St. Thomas Aquinas (Fla.) HS
81	Kenny Shaw	WR	6-0	170	SR	Orlando, Fla./Dr. Phillips HS
82	Willie Haulstead	WR	6-2	215	r-SR	Titusville, Fla./Titusville HS
83	Christo Kourtzidis	TE	6-4	235	SO	Orange, Calif./Lutheran HS
84	Isaiah Jones	WR	6-4	200	FR	Milton, Fla./Milton HS
85	Tasean Crews	WR	5-11	171	SO	Pensacola, Fla./Pensacola HS/Tallahassee Community College
85	Jeremy Kerr	TE	6-5	254	FR	St. Petersburg, Fla./St. Petersburg HS
87	David Tyrrell	WR	6-3	195	JR	Cape Coral, Fla./Mariner HS
88	Jeren Kowalewski	WR	6-2	171	r-FR	Bradenton, Fla./Lakewood Ranch HS
89	Christian Green	WR	6-2	205	r-JR	Tampa, Fla./Catholic
89	Eddie Goldman	DT	6-4	313	SO	Washington, D.C./Friendship Collegiate Academy
90	Cam Ponder	DE	6-1	242	JR	Yulee, Fla./Yulee HS
91	Davarez Bryant	DE	6-3	234	FR	New Smyrna Beach, Fla./New Smyrna Beach HS
91	Pierre Jolicouer	DT	6-0	250	FR	Miami, Fla./North Miami Beach Senior High
92	Justin Shanks	DT	6-2	313	r-FR	Prattville, Ala./Prattville HS
94	Dorian Earley	LB	6-2	217	JR	Saint Petersburg, Fla./Saint Petersburg
95	Keith Bryant	DT	6-2	312	FR	Delray Beach, Fla./Atlantic HS
97	Demonte McAllister	DT	6-2	298	r-SR	Tampa, Fla./Alonso HS
99	Nile Lawrence-Stample	DT	6-1	313	r-SO	Fort Lauderdale, Fla./Nova HS

## Alphabetical Roster

NO	NAME	POS
1	Tyler Hunter	DB
54	Tre' Jackson	OL
8	Timmy Jernigan	DT
91	Pierre Jolicouer	DT
7	Christian Jones	LB
84	Isaiah Jones	WR
20	Lamarcus Joyner	DB
72	Barrett Keron	LS
85	Jeremy Kerr	TE
27	Lamad Kiner	DB
72	Richy Klepal	OL
83	Christo Kourtzidis	TE
88	Jeren Kowalewski	WR
39	Bryan LaCivita	WR
99	Nile Lawrence-Stample	DT
10	E.J. Levenberry	LB
77	Larry Levy	DT
53	Sterling Lovelady	OL
36	Tyrell Lyons	LB
10	Sean Maguire	QB
70	Josue Matias	OL
97	Demonte McAllister	DT
55	Jacobi McDaniel	DT
11	Derrick Mitchell	DT
16	Dorsey Moore	QB
51	Giorgio Newberry	DE
5	Reggie Northrup	LB
35	Nick O'Leary	TE
27	Dan O'Neill	WR
7	Mario Pender	RB
56	Trey Pettis	OL
48	Dixon Phillips	TE
11	Clay Pickler	K
90	Cam Ponder	DE
13	Jalen Ramsey	DB
49	Jake Romano	FB
92	Justin Shanks	DT
81	Kenny Shaw	WR
45	Nathan Slater	LB
37	Keelin Smith	DB
22	Telvin Smith	LB
24	Terrance Smith	LB
4	Freddie Stevenson	LB
52	Bryan Stork	OL
28	Nigel Terrell	LB
12	Matthew Thomas	LB
87	David Tyrrell	WR
6	Nick Waisome	CB
44	DeMarcus Walker	DE
74	Jonathan Wallace	OL
36	Jermaine Washington	WR
66	Keith Weeks	OL
27	Marquez White	CB
9	Levonte "Kermit" Whitfield	WR
32	James Wilder, Jr.	RB
9	Karlos Williams	DB
26	P.J. Williams	DB
3	Jesus Wilson	WR
5	Jameis Winston	QB
49	Colton Woodall	DB
18	Jayon Young	TE
63	Mitchell Zak	LS



# 2013 PRESEASON DEPTH CHART

## Offense

Pos.	No.	Player	HT	WT	CL.	Hometown
QB	5	Jameis Winston	6-4	225	r-Fr.	Hueytown, Ala.
	14	Jacob Coker	6-5	235	r-So.	Mobile, Ala.
	10	Sean Maguire	6-3	215	r-Fr.	Sparta, N.J.
TB	8	Devonta Freeman	5-9	203	Jr.	Miami, Fla.
	32	James Wilder, Jr.	6-2	229	Jr.	Tampa, Fla.
FB	7	Mario Pender	5-10	192	r-Fr.	Cape Coral, Fla.
	41	Chad Abram	6-0	230	Sr.	Lakeland, Fla.
	42	Shayne Broxsie	6-2	260	r-Sr.	Monticello, Fla.
	1	Kelvin Benjamin	6-5	238	r-So.	Belle Glade, Fla.
Z-WR	89	Christian Green	6-2	205	r-Jr.	Tampa, Fla.
	75	Cameron Erving	6-6	320	r-Jr.	Moultrie, Ga.
LT	74	Jonathan Wallace	6-7	290	r-Sr.	Jacksonville, Fla.
	70	Josue Matias	6-6	322	Jr.	Union City, N.J.
LG	60	Jacob Fahrenkrug	6-4	326	r-Sr.	Robbinsdale, Minn.
	52	Bryan Stork	6-4	300	r-Sr.	Vero Beach, Fla.
C	62	Austin Barron	6-3	300	So.	Fort Lauderdale, Fla.
	53	Sterling Lovelady	6-3	291	So.	Navarre, Fla.
RG	54	Tre' Jackson	6-4	330	Jr.	Jesup, Ga.
	65	Ruben Carter	6-4	309	r-So.	Miami, Fla.
RT	51	Bobby Hart	6-4	315	Jr.	Lauderhill, Fla.
	56	Trey Pettis	6-5	350	r-So.	DeLand, Fla.
TE	35	Nick O'Leary	6-3	246	Jr.	Palm Beach, Fla.
	83	Christo Kourtzidis	6-4	235	So.	Orange, Calif.
Y-WR	81	Kenny Shaw	6-0	170	Sr.	Orlando, Fla.
	89	Christian Green	6-2	205	r-Jr.	Tampa, Fla.
	12	Jarred Haggins	6-0	193	Sr.	Lakeland, Fla.
X-WR	80	Rashad Greene	6-0	180	Jr.	Albany, Ga.
	81	Kenny Shaw	6-0	170	Sr.	Orlando, Fla.
	82	Willie Haulstead	6-2	215	r-Sr.	Titusville, Fla.

## Defense

Pos.	No.	Player	HT	WT	CL.	Hometown
LE	6	Dan Hicks	6-4	260	r-Sr.	Oxford, Miss.
	51	Giorgio Newberry	6-6	280	r-So.	Fort Pierce, Fla.
	44	DeMarcus Walker	6-3	274	Fr.	Jacksonville, Fla.
DT	97	Demonte McAllister	6-2	298	r-Sr.	Tampa, Fla.
	90	Eddie Goldman	6-4	313	So.	Washington, D.C.
or	11	Derrick Mitchell	6-4	295	r-So.	Jacksonville, Fla.
	8	Timmy Jernigan	6-2	294	Jr.	Lake City, Fla.
NG	99	Nile Lawrence-Stample	6-1	313	r-So.	Fort Lauderdale, Fla.
	55	Jacobi McDaniel	6-0	295	r-Sr.	Greenville, Fla.
RE	15	Mario Edwards, Jr.	6-3	285	So.	Gautier, Miss.
	21	Chris Casher	6-4	260	r-Fr.	Mobile, Ala.
SLB	24	Terrance Smith	6-4	222	r-So.	Decatur, Ga.
	52	Ukeme Eligwe	6-2	240	r-Fr.	Stone Mountain, Ga.
MLB	7	Christian Jones	6-4	235	Sr.	Winter Park, Fla.
	4	Freddie Stevenson	6-1	237	Fr.	Bartow, Fla.
WLB	22	Telvin Smith	6-3	218	Sr.	Valdosta, Ga.
	5	Reggie Northrup	6-1	223	So.	Jacksonville, Fla.
CB	20	Lamarcus Joyner	5-8	190	Sr.	Fort Lauderdale, Fla.
	3	Ronald Darby	5-11	192	So.	Oxon Hill, Md.
FS	31	Terrence Brooks	5-11	200	Sr.	Dunnellon, Fla.
	23	Gerald Demps	5-11	201	r-Sr.	Valdosta, Ga.
30	30	Colin Blake	6-3	214	r-Fr.	San Antonio, Texas
	9	Karlos Williams	6-1	230	Jr.	Davenport, Fla.
or	1	Tyler Hunter	5-11	197	Jr.	Valdosta, Ga.
	42	Lamarcus Brutus	6-0	202	r-So.	Port St. Lucie, Fla.
CB	6	Nick Waisome	5-10	176	Jr.	Groveland, Fla.
	26	P.J. Williams	6-0	193	So.	Ocala, Fla.
37	Keelin Smith	6-3	185	r-So.	Fort Pierce, Fla.	

## Special Teams

Pos.	No.	Player	HT	WT	CL.	Hometown
PK	19	Roberto Aguayo	6-1	208	r-Fr.	Mascotte, Fla.
KO	19	Roberto Aguayo	6-1	208	r-Fr.	Mascotte, Fla.
P	38	Cason Beatty	6-3	229	So.	Charlotte, N.C.
DS	57	Philip Doumar	6-1	225	r-Sr.	Jupiter, Fla.
HO	38	Cason Beatty	6-3	229	So.	Charlotte, N.C.
PR	81	Kenny Shaw	6-0	170	Sr.	Orlando, Fla.
	80	Rashad Greene	6-0	180	Jr.	Albany, Ga.
1	Tyler Hunter	5-11	197	Jr.	Valdosta, Ga.	
KR	9	Karlos Williams	6-1	230	Jr.	Davenport, Fla.
	3	Ronald Darby	5-11	192	So.	Oxon Hill, Md.
KR	20	Lamarcus Joyner	5-8	190	Sr.	Fort Lauderdale, Fla.
	80	Rashad Greene	6-0	180	Jr.	Albany, Ga.

## Start Chart

Player	2012	Streak	Career
Barron	1	-	4
Erving	14	14	14
Fahrenkrug	-	-	12
Freeman	5	5	12
Green	-	-	4
Greene	13	2	16
Haggins	2	-	3
Haplea	2	-	2
Hart	-	-	9
Haulstead	1	1	6
Jackson	14	15	15
Kourtzidis	1	-	1
Matias	14	15	15
O'Leary	11	3	13
Shaw	1	-	4
Stork	13	12	27
Wilder, Jr.	1	-	1

Player	2012	Streak	Career
Brooks	14	14	14
Edwards, Jr.	2	2	2
Hunter	3	1	3
Jernigan	2	-	2
C. Jones	14	27	27
Joyner	14	27	27
McDaniel	-	-	18
Telvin Smith	-	-	1
Waisome	14	14	14
K. Williams	1	-	1

Player	2012	Streak	Career
Beatty	14	14	14

## 2013 Pronunciation Guide

Roberto Aguayo	(Uh-WAY-oh)
Austin Barron	(Bear-ron)
Cason Beatty	(Case-in Bay-tee)
Philip Doumar	(DOO-mar)
Ukeme Eligwe	(OOH-kem-may E-lee-gway)
Jacob Fahrenkrug	(Fair-en-krewg)
Devonta Freeman	(Duh-von-lay)
Rashad Greene	(Rah-shod)
Jarred Haggins	(Jair-red Hay-gins)
Kevin Haplea	(Hap-lee)
Christo Kourtzidis	(Crease-toe Court-zee-dus)
Josue Matias	(Hoe-sway Muh-tee-us)
Demonte McAllister	(Duh-mon-lay)
Nigel Terrell	(Tah-Rell)
David Tyrrell	(Tye-rell)
Nick Waisome	(Way-some)
Jameis Winston	(Jame-us)



**Terrence Brooks**

2013 PREVIEW  
 SEMINOLE  
 SEMINOLE  
 COACHING STAFF  
 2012 SEASON IN REVIEW  
 FSU  
 THIS IS  
 HONORS  
 SEMINOLE IN THE PROS  
 RECORDS  
 ADMINISTRATION





**GAME 1  
PITTSBURGH**

September 2, 2013 | Pittsburgh, Pa.

Location: Pittsburgh, Pa.  
Stadium/Capacity: Heinz Field/65,050  
Surface: Grass  
Enrollment: 28,766  
Colors: Blue and Gold  
Nickname: Panthers  
Athletics Director: Steve Pederson  
Conference: Atlantic Coast  
2012 Record: 6-7  
2012 Conference Record/Finish: 3-4/5th (Big East)  
2012 Bowl: BBVA Compass Bowl vs. Mississippi  
Media Relations Director/Football: E. J. Borghetti  
Office Phone: (412) 648-8240  
Email: eborghetti@athletics.pitt.edu  
Website: www.pittsburghpanthers.com  
Head Coach: Paul Chryst  
Record at Pittsburgh: 6-7 (1 year)  
Overall Record: 6-7 (1 year)  
Offensive Scheme: Pro Style  
Defensive Scheme: 4-3  
Letterwinners Returning/Lost: 41/24  
Starters Returning/Lost: 15/9

2012 Results	Score
Youngstown State	L, 31-17
at Cincinnati	L, 34-10
Virginia Tech	W, 35-17
Gardner-Webb	W, 55-10
at Syracuse	L, 14-13
Louisville	L, 45-35
at Buffalo	W, 20-6
Temple	W, 47-17
at Notre Dame	L, 29-26 (3 OT)
at Connecticut	L, 24-17
Rutgers	W, 27-6
at USF	W, 27-3
vs. Mississippi*	L, 38-17

\*BBVA Compass Bowl

**2013 Schedule**

Sept. 2	Florida State
Sept. 14	New Mexico
Sept. 21	at Duke
Sept. 28	Virginia
Oct. 12	at Virginia Tech
Oct. 19	Old Dominion
Oct. 26	at Navy
Nov. 2	at Georgia Tech
Nov. 9	Notre Dame
Nov. 16	North Carolina
Nov. 23	at Syracuse
Nov. 29	Miami



**GAME 2  
NEVADA**

September 14, 2013 | Tallahassee, Fla.

Location: Reno, Nev.  
Stadium/Capacity: Mackay Stadium/30,000  
Surface: Field Turf  
Enrollment: 18,000  
Colors: Navy Blue and Silver  
Nickname: Wolf Pack  
Athletics Director: Doug Knuth  
Conference: Mountain West  
2012 Record: 7-6  
2012 Conference Record/Finish: 4-4/5th  
2012 Bowl: New Mexico Bowl vs. Arizona  
Media Relations Director/Football: Chad Hartley  
Office Phone: (775) 682-6982  
Email: hartleyc@unr.edu  
Website: www.nevadawolfpack.com  
Head Coach: Brian Polian  
Record at Nevada: First year  
Overall Record: First year  
Offensive Scheme: Pistol  
Defensive Scheme: 4-3  
Letterwinners Returning/Lost: 34/17  
Starters Returning/Lost: 13/12

2012 Results	Score
at California	W, 31-24
USF	L, 32-31
Northwestern State	W, 45-34
at Hawai'i	W, 69-24
at Texas State	W, 34-21
Wyoming	W, 35-28
at UNLV	W, 42-37
San Diego State	L, 39-38
at Air Force	L, 48-31
Fresno State	L, 52-36
at New Mexico	W, 31-24
Boise State	L, 27-21
vs. Arizona*	L, 49-48

\*New Mexico Bowl

**2013 Schedule**

Aug. 31	at UCLA
Sept. 7	UC Davis
Sept. 14	at Florida State
Sept. 21	Hawai'i
Sept. 28	Air Force
Oct. 4	at San Diego State
Oct. 19	at Boise State
Oct. 26	UNLV
Nov. 2	at Fresno State
Nov. 9	at Colorado State
Nov. 16	San Jose State
Nov. 30	BYU



**GAME 3  
BETHUNE-COOKMAN**

September 21, 2013 | Tallahassee, Fla.

Location: Daytona Beach, Fla.  
Stadium/Capacity: Municipal Stadium/9,601  
Surface: Field Turf  
Enrollment: 3,578  
Colors: Maroon and Gold  
Nickname: Wildcats  
Athletics Director: Lynn W. Thompson  
Conference: Mid-Eastern Athletic (FCS)  
2012 Record: 9-3  
2012 Conference Record/Finish: 8-0/1st  
Asst. AD for Communications: Bryan Harvey  
Office Phone: (386) 481-2206  
Email: harveyb@cookman.edu  
Website: www.bcathletics.com  
Head Coach: Brian Jenkins  
Record at Bethune-Cookman: 27-8 (3 years)  
Overall Record: 27-8 (3 years)  
Offensive Scheme: Multiple  
Defensive Scheme: Multiple  
Letterwinners Returning/Lost: 51/26  
Starters Returning/Lost: 14/8

2012 Results	Score
vs. Alabama State	W, 38-28
at South Carolina State	W, 27-14
at Miami	L, 38-10
Tennessee State	L, 21-14
at Hampton	W, 38-26
North Carolina A&T	W, 28-12
Norfolk State	W, 48-3
North Carolina Central	W, 42-17
at Morgan State	W, 24-13
at Savannah State	W, 49-7
vs. Florida A&M	W, 21-16
vs. Coastal Carolina\$	L, 24-14

\$FCS Playoffs

**2013 Schedule**

Sept. 1	at Tennessee State
Sept. 7	Virginia Union
Sept. 14	at FIU
Sept. 21	at Florida State
Oct. 5	at Delaware State
Oct. 12	at Howard
Oct. 19	Savannah State
Oct. 26	South Carolina State
Nov. 2	at North Carolina Central
Nov. 9	Norfolk State
Nov. 16	Hampton
Nov. 23	vs. Florida A&M



**GAME 4  
BOSTON COLLEGE**

September 28, 2013 | Chestnut Hill, Mass.

Location: Chestnut Hill, Mass.  
Stadium/Capacity: Alumni Stadium/44,500  
Surface: Field Turf  
Enrollment: 9,099  
Colors: Maroon & Gold  
Nickname: Eagles  
Athletics Director: Brad Bates  
Conference: Atlantic Coast  
2012 Record: 2-10  
2012 Conference Record/Finish: 1-7  
6th/Atlantic Division  
2012 Bowl: None  
Assoc. AD/Media Relations Director: Chris Cameron  
Football Contact: Tim Clark  
Office Phone: (617) 552-8841  
Cell Phone: (857) 223-3536  
Email: timothy.clark@bc.edu  
Website: www.bceagles.com  
Head Coach: Steve Addazio  
Record at Boston College: First Year  
Overall Record: 13-11 (2 years)  
Letterwinners Returning/Lost: 41/15  
Starters Returning/Lost: 16/6

2012 Results	Score
Miami	L, 41-32
Maine	W, 34-3
at Northwestern	L, 22-13
Clemson	L, 45-31
at Army	L, 34-31
at Florida State	L, 51-7
at Georgia Tech	L, 37-17
Maryland	W, 20-17
at Wake Forest	L, 28-14
Notre Dame	L, 21-6
Virginia Tech	L, 30-23 (OT)
at NC State	L, 27-10

**2013 Schedule**

Aug. 31	Villanova
Sept. 6	Wake Forest
Sept. 14	at USC
Sept. 28	Florida State
Oct. 5	Army
Oct. 12	at Clemson
Oct. 26	at North Carolina
Nov. 2	Virginia Tech
Nov. 9	at New Mexico State
Nov. 16	NC State
Nov. 23	at Maryland
Nov. 30	at Syracuse





**GAME 5  
MARYLAND**

October 5, 2013 | Tallahassee, Fla.

Location:	College Park, Md.
Stadium/Capacity:	Capital One Field at Byrd Stadium/51,802
Surface:	FieldTurf Revolution
Enrollment:	37,631
Colors:	Red, White, Black, and Gold
Nickname:	Terrapins, Terps
Athletics Director:	Kevin Anderson
Conference:	Atlantic Coast
2012 Record:	4-8
2012 Conference Record/Finish:	2-6
	5th/Atlantic Division
2012 Bowl:	None
Sr. Assoc. AD/Media Relations	Zack Bolno
Assistant Media Relations Director	Matt Taylor
Office Phone:	(301) 314-7065
Email:	taylormd@umd.edu
Website:	www.umterps.com
Head Coach:	Randy Edsall
Record at Maryland:	6-18 (2 years)
Overall Record:	80-88 (14 years)
Offensive Scheme:	Multiple
Defensive Scheme:	3-4
Letterwinners Returning/Lost:	36/21
Starters Returning/Lost:	13/11

2012 Results	Score
William & Mary	W, 7-6
at Temple	W, 36-27
Connecticut	L, 24-21
at West Virginia	L, 31-21
Wake Forest	W, 19-14
at Virginia	W, 27-20
NC State	L, 20-18
at Boston College	L, 20-17
Georgia Tech	L, 33-13
at Clemson	L, 45-10
Florida State	L, 41-14
at North Carolina	L, 45-38

2013 Schedule	
Aug. 31	FIU
Sept. 7	Old Dominion
Sept. 14	at Connecticut
Sept. 21	vs. West Virginia
Oct. 5	at Florida State
Oct. 12	Virginia
Oct. 19	at Wake Forest
Oct. 26	Clemson
Nov. 9	Syracuse
Nov. 16	at Virginia Tech
Nov. 23	Boston College
Nov. 30	at NC State



**GAME 6  
CLEMSON**

October 19, 2013 | Clemson, S.C.

Location:	Clemson, S.C.
Stadium/Capacity:	Memorial Stadium (Death Valley)/81,500
Surface:	Natural Grass
Enrollment:	19,911
Colors:	Clemson Orange and Regalia
Nickname:	Tigers
Athletics Director:	Don Radakovich
Conference:	Atlantic Coast
2012 Record:	11-2
2012 Conference Record/Finish:	7-1
	T-1st/Atlantic Division
2012 Bowl:	Chick-fil-A Bowl vs. LSU
Media Relations Director/Football:	Tim Bourret
Associate SID/Football:	Brian Hennessy
Office Phone:	(864) 656-1926
Bourret Cell Phone:	(864) 356-3791
Bourret's Email:	btimoth@clemson.edu
Hennessy's Email:	bhennes@clemson.edu
Website:	www.clemsonigers.com
Head Coach:	Dabo Swinney
Record at Clemson:	40-21 (5 years)
Overall Record:	40-21 (5 years)
Offensive Scheme:	Multiple
Defensive Scheme:	Multiple
Letterwinners Returning/Lost:	54/15
Starters Returning/Lost:	14/11

2012 Results	Score
vs. Auburn	W, 26-19
Ball State	W, 52-27
Furman	W, 41-7
at Florida State	L, 49-37
at Boston College	W, 45-31
Georgia Tech	W, 47-31
Virginia Tech	W, 38-17
at Wake Forest	W, 42-13
at Duke	W, 56-20
Maryland	W, 45-10
NC State	W, 62-48
at South Carolina	L, 27-17
vs. LSU*	W, 25-24

\*Chick-fil-A Bowl

2013 Schedule	
Aug. 31	Georgia
Sept. 7	South Carolina State
Sept. 19	at NC State
Sept. 28	Wake Forest
Oct. 5	at Syracuse
Oct. 12	Boston College
Oct. 19	Florida State
Oct. 26	at Maryland
Nov. 2	at Virginia
Nov. 14	Georgia Tech
Nov. 23	The Citadel
Nov. 30	at South Carolina



**GAME 7  
NC STATE**

October 26, 2013 | Tallahassee, Fla.

Location:	Raleigh, N.C.
Stadium/Capacity:	Carter-Finley/57,583
Surface:	Natural Grass
Enrollment:	34,340
Colors:	Red and White
Nickname:	Wolfpack
Athletics Director:	Dr. Deborah A. Yow
Conference:	Atlantic Coast
2012 Record:	7-6
2012 Conference Record/Finish:	4-4
	3rd/Atlantic Division
2012 Bowl:	Music City Bowl vs. Vanderbilt
Media Relations Director/Football:	Annabelle Myers
Office Phone:	(919) 515-2101
Cell Phone:	(919) 819-8302
Email:	annabelle_myers@ncsu.edu
Website:	www.gopack.com
Head Coach:	Dave Doeren
Record at NC State:	First Year
Overall Record:	23-4 (2 years)
Offensive Scheme:	Multiple
Defensive Scheme:	4-3
Letterwinners Returning/Lost:	42/22
Starters Returning/Lost:	12/12

2012 Results	Score
vs. Tennessee	L, 35-21
at Connecticut	W, 10-7
South Alabama	W, 31-7
The Citadel	W, 52-14
at Miami	L, 44-37
Florida State	W, 17-16
at Maryland	W, 20-18
at North Carolina	L, 43-35
Virginia	L, 33-6
Wake Forest	W, 37-6
at Clemson	L, 62-48
Boston College	W, 27-10
vs. Vanderbilt*	L, 38-24

\*Music City Bowl

2013 Schedule	
Aug. 31	Louisiana Tech
Sept. 7	Richmond
Sept. 19	Clemson
Sept. 28	Central Michigan
Oct. 5	at Wake Forest
Oct. 12	Syracuse
Oct. 26	at Florida State
Nov. 2	North Carolina
Nov. 9	at Duke
Nov. 16	at Boston College
Nov. 23	East Carolina
Nov. 30	Maryland



**GAME 8  
MIAMI**

November 2, 2013 | Tallahassee, Fla.

Location:	Coral Gables, Fla.
Stadium/Capacity:	Sun Life Stadium/74,916
Surface:	Natural Grass
Enrollment:	15,323
Colors:	Orange, Green and White
Nickname:	Hurricanes
Athletics Director:	Blake James
Conference:	Atlantic Coast
2012 Record:	7-5
2012 Conference Record/Finish:	5-3
	1st/Coastal Division
2012 Bowl:	None
Director of Communications/Football:	Chris Yandle
Office Phone:	(305) 284-3248
Cell Phone:	(786) 877-9368
Email:	c.yandle@miami.edu
Website:	www.hurricanesports.com
Head Coach:	Al Golden
Record at Miami:	13-11 (2 years)
Overall Record:	40-45 (7 years)
Offensive Scheme:	Pro Style
Defensive Scheme:	Multiple
Letterwinners Returning/Lost:	54/21
Starters Returning/Lost:	19/5

2012 Results	Score
at Boston College	W, 41-32
at Kansas State	L, 52-13
Bethune Cookman	W, 38-10
at Georgia Tech	W, 42-36
NC State	W, 44-37
vs. Notre Dame	L, 41-3
North Carolina	L, 18-14
Florida State	L, 33-20
Virginia Tech	W, 30-12
at Virginia	L, 41-40
USF	W, 40-9
at Duke	W, 52-45

2013 Schedule	
Aug. 30	FAU
Sept. 7	Florida
Sept. 21	Savannah State
Sept. 28	at USF
Oct. 5	Georgia Tech
Oct. 17	at North Carolina
Oct. 26	Wake Forest
Nov. 2	at Florida State
Nov. 9	Virginia Tech
Nov. 16	at Duke
Nov. 23	Virginia
Nov. 29	at Pittsburgh



**GAME 9 WAKE FOREST**

November 9, 2013 | Winston-Salem, N.C.

Location:	Winston-Salem, N.C.
Stadium/Capacity:	BB&T Field/31,500
Surface:	Field Turf
Enrollment:	4,476
Colors:	Old Gold and Black
Nickname:	Demon Deacons
Athletics Director:	Ron Wellman
Conference:	Atlantic Coast
2012 Record:	5-7
2012 Conference Record/Finish:	3-5 4th/Atlantic Division
2012 Bowl:	None
Media Relations Director/Football:	Steve Shutt
Office Phone:	(336) 758-5640
Cell Phone:	(336) 970-7512
Email:	shuttsj@wfu.edu
Website:	www.wakeforestsports.com
Head Coach:	Jim Grobe
Record at Wake Forest:	73-74 (12 years)
Overall Record:	106-107-1 (18 years)
Offensive Scheme:	Pro Set
Defensive Scheme:	4-3
Letterwinners Returning/Lost:	46/22
Starters Returning/Lost:	19/6

2012 Results	Score
Liberty	W, 20-17
North Carolina	W, 28-27
at Florida State	L, 52-0
Army	W, 49-37
Duke	L, 34-27
at Maryland	L, 19-14
at Virginia	W, 16-10
Clemson	L, 42-13
Boston College	W, 28-14
at NC State	L, 37-6
at Notre Dame	L, 38-0
Vanderbilt	L, 55-21

2013 Schedule	
Aug. 29	Presbyterian
Sept. 6	at Boston College
Sept. 14	Louisiana-Monroe
Sept. 21	at Army
Sept. 28	at Clemson
Oct. 5	NC State
Oct. 19	Maryland
Oct. 26	at Miami
Nov. 2	at Syracuse
Nov. 9	Florida State
Nov. 23	Duke
Nov. 30	at Vanderbilt



**GAME 10 SYRACUSE**

November 16, 2013 | Tallahassee, Fla.

Location:	Syracuse, N.Y.
Stadium/Capacity:	Carrier Dome/49,262
Surface:	Field Turf
Enrollment:	13,850
Colors:	Orange
Nickname:	Orange
Athletics Director:	Daryl Gross
Conference:	Atlantic Coast
2012 Record:	8-5
2012 Conference Record/Finish:	5-2/4th (Big East)
2012 Bowl:	New Era Pinstripe vs. West Virginia
Media Relations Director/Football:	Sue Edson
Office Phone:	(315) 443-2608
Cell Phone:	(315) 952-4787
Email:	sedson@syr.edu
Website:	suathletics.syr.edu
Head Coach:	Scott Shafer
Record at Syracuse:	First Year
Overall Record:	First Year
Offensive Scheme:	Multiple
Defensive Scheme:	Multiple
Letterwinners Returning/Lost:	40/18
Starters Returning/Lost:	11/11

2012 Results	Score
Northwestern	L, 42-41
vs. USC	L, 42-29
Stony Brook	W, 28-17
at Minnesota	L, 17-10
Pittsburgh	W, 14-13
at Rutgers	L, 23-15
Connecticut	W, 40-10
at USF	W, 37-36
at Cincinnati	L, 35-24
Louisville	W, 45-26
at Missouri	W, 31-27
at Temple	W, 38-20
vs. West Virginia*	W, 38-14

2013 Schedule	
Aug. 31	vs. Penn State
Sept. 7	at Northwestern
Sept. 14	Wagner
Sept. 21	Tulane
Oct. 5	Clemson
Oct. 12	at NC State
Oct. 19	at Georgia Tech
Nov. 2	Wake Forest
Nov. 9	at Maryland
Nov. 16	at Florida State
Nov. 23	Pittsburgh
Nov. 30	Boston College



**GAME 11 IDAHO**

November 23, 2013 | Tallahassee, Fla.

Location:	Moscow, Idaho
Stadium/Capacity:	Kibbie Dome/16,000
Surface:	RealGrass Pro
Enrollment:	12,493
Colors:	Silver and Vandal Gold
Nickname:	Vandals
Athletics Director:	Rob Spear
Conference:	WAC
2012 Record:	1-11
2012 Conference Record/Finish:	1-5/6th
2012 Bowl:	None
Media Relations Director/Football:	Becky Paull
Office Phone:	(208) 885-0245
Email:	bpaul@uidaho.edu
Website:	www.govandals.com
Head Coach:	Paul Petrino
Record at Idaho:	First Year
Overall Record:	First Year
Offensive Scheme:	Multiple
Defensive Scheme:	Multiple
Letterwinners Returning/Lost:	34/24
Starters Returning/Lost:	9/15

2012 Results	Score
Eastern Washington	L, 20-3
at Bowling Green	L, 21-13
at LSU	L, 63-14
Wyoming	L, 40-37
at North Carolina	L, 66-0
New Mexico State	W, 26-18
at Texas State	L, 38-7
at Louisiana Tech	L, 70-28
San Jose State	L, 42-13
at BYU	L, 52-13
UTSA	L, 34-27
at Utah State	L, 45-9

2013 Schedule	
Aug. 31	at North Texas
Sept. 7	at Wyoming
Sept. 14	Northern Illinois
Sept. 21	at Washington State
Sept. 28	Temple
Oct. 5	Fresno State
Oct. 12	at Arkansas State
Oct. 26	at Mississippi
Nov. 2	Texas State
Nov. 9	Old Dominion
Nov. 23	at Florida State
Nov. 30	at New Mexico State



**GAME 12 FLORIDA**

November 30, 2013 | Gainesville, Fla.

Location:	Gainesville, Fla.
Stadium/Capacity:	Florida Field at Ben Hill Griffin Stadium/88,548
Surface:	Natural Grass
Enrollment:	49,913
Colors:	Orange and Blue
Nickname:	Gators
Athletics Director:	Jeremy Foley
Conference:	Southeastern
2012 Record:	11-2
2012 Conference Record/Finish:	7-1 T-1st/East
2012 Bowl:	Allstate Sugar Bowl vs. Louisville
Media Relations Director/Football:	Steve McClain
Football Contact:	Daniel Apple
Apple Office:	(352) 375-4683 X6100
Apple Cell Phone:	(352) 339-8155
McClain Email:	stevem@gators.ufl.edu
Apple Email:	daniela@gators.ufl.edu
Website:	www.gatorzone.com
Head Coach:	Will Muschamp
Record at Florida:	18-8 (2 years)
Overall Record:	18-8 (2 years)
Offensive Scheme:	Pro-style
Defensive Scheme:	Multiple
Letterwinners Returning/Lost:	41/23
Starters Returning/Lost:	10/14

2012 Results	Score
Bowling Green	W, 27-14
at Texas A&M	W, 20-17
at Tennessee	W, 37-20
Kentucky	W, 38-0
LSU	W, 14-6
at Vanderbilt	W, 31-17
South Carolina	W, 44-11
vs. Georgia	L, 17-9
Missouri	W, 14-7
Louisiana-Lafayette	W, 27-20
Jacksonville State	W, 23-0
at Florida State	W, 37-26
vs. Louisville*	L, 33-23

2013 Schedule	
Aug. 31	Toledo
Sept. 7	at Miami
Sept. 21	Tennessee
Sept. 28	at Kentucky
Oct. 5	Arkansas
Oct. 12	at LSU
Oct. 19	at Missouri
Nov. 2	vs. Georgia
Nov. 9	Vanderbilt
Nov. 16	at South Carolina
Nov. 23	Georgia Southern
Nov. 30	Florida State



# FLORIDA STATE VS. 2013 OPPONENTS

## Pittsburgh (W-3, L-5, T-0)

1971	Tallahassee	W	31-13
1972	Pittsburgh	W	19-7
1974	Tallahassee	L	6-9
1978	Pittsburgh	L	3-7
1980	Tallahassee	W	36-20
1981	Pittsburgh	L	14-42
1982	Tallahassee	L	17-37
1983	Pittsburgh	L	16-17

## Nevada (W-0, L-0, T-0)

2013	Tallahassee	First Meeting	
------	-------------	---------------	--

## Bethune-Cookman (W-0, L-0, T-0)

2013	Tallahassee	First Meeting	
------	-------------	---------------	--

## Boston College (W-7, L-4, T-0)

1957	Chestnut Hill	L	7-10
1976	Chestnut Hill	W	28-9
1980	Tallahassee	W	41-7
2005	Chestnut Hill	W	28-17
2006	Tallahassee	L	19-24
2007 <sup>A</sup>	Chestnut Hill	W	27-17
2008	Tallahassee	L	17-27
2009	Chestnut Hill	L	21-28
2010	Tallahassee	W	24-19
2011	Chestnut Hill	W	38-7
2012	Tallahassee	W	51-7

## Maryland (W-21, L-2, T-0)

1966	Tallahassee	W	45-21
1968	College Park	W	24-14
1992	Tallahassee	W	69-21
1993	College Park	W	49-20
1994	College Park	W	52-20
1995	Tallahassee	W	59-17
1996	Ft. Lauderdale	W	48-10
1997	Tallahassee	W	50-7
1998	College Park	W	24-10
1999	Tallahassee	W	49-10
2000	College Park	W	59-7
2001	Tallahassee	W	52-31
2002	College Park	W	37-10
2003	Tallahassee	W	35-10
2004	College Park	L	17-20
2005	Tallahassee	W	35-27
2006	College Park	L	24-27
2007	Tallahassee	W	24-16
2008	College Park	W	37-3
2009	Tallahassee	W	29-26
2010	College Park	W	30-16
2011	Tallahassee	W	41-16
2012	College Park	W	41-14

## Clemson (W-18, L-8, T-0)

1970	Tallahassee	W	38-13
1975	Clemson	W	43-7
1976	Tallahassee	L	12-15
1988	Clemson	W	24-21
1989	Tallahassee	L	23-34
1992	Clemson	W	24-20
1993	Tallahassee	W	57-0
1994	Tallahassee	W	17-0
1995	Clemson	W	45-26
1996	Tallahassee	W	34-3
1997	Clemson	W	35-28
1998	Tallahassee	W	48-0
1999	Clemson	W	17-14
2000	Tallahassee	W	54-7
2001	Clemson	W	41-27
2002	Tallahassee	W	48-31
2003	Clemson	L	10-26
2004	Tallahassee	W	41-22
2005	Clemson	L	14-35
2006	Tallahassee	L	20-27
2007	Clemson	L	18-24
2008	Tallahassee	W	41-27
2009	Clemson	L	24-40
2010	Tallahassee	W	16-13
2011	Clemson	L	30-35
2012	Tallahassee	W	49-37

## NC State (W-22, L-11, T-0)

1952	Raleigh	L	7-13
1953	Tallahassee	W	23-13
1954	Raleigh	W	13-7
1955	Tallahassee	W	7-0
1956	Raleigh	W	14-0
1957	Tallahassee	L	0-7
1963	Tallahassee	W	14-0
1964	Tallahassee	W	28-6
1965	Raleigh	L	0-3
1967	Tallahassee	L	10-20
1968	Raleigh	W	48-7
1969	Tallahassee	W	48-7
1992	Raleigh	W	34-13
1993	Tallahassee	W	62-3
1994	Raleigh	W	34-3
1995	Tallahassee	W	77-17
1996	Raleigh	W	51-17
1997	Tallahassee	W	48-35
1998	Raleigh	L	7-24
1999	Tallahassee	W	42-11
2000	Raleigh	W	58-14
2001	Tallahassee	L	28-34
2002	Raleigh	L	7-17
2003	Tallahassee	W(2OT)	50-44
2004	Raleigh	W	17-10
2005	Tallahassee	L	15-20
2006	Raleigh	L	20-24
2007 <sup>A</sup>	Tallahassee	W	27-10
2008	Raleigh	W	26-17
2009	Tallahassee	W	26-17
2010	Raleigh	L	24-28
2011	Tallahassee	W	34-0
2012	Raleigh	L	16-17

## Miami (W-26, L-31, T-0)

1951	Miami	L	13-35
1953	Miami	L	0-27
1955	Miami	L	0-34
1956	Miami	L	7-20
1957	Tallahassee	L	13-40
1958	Miami	W	17-6
1959	Tallahassee	L	6-7
1960	Miami	L	7-25
1962	Miami	L	6-7
1963	Miami	W	24-0
1964	Miami	W	14-0
1966	Miami	W	23-20
1969	Miami	W	16-14
1970	Miami	W	27-3
1971	Miami	W	20-17

1972	Miami	W	37-14
1973	Tallahassee	L	10-14
1974	Miami	W	21-14
1975	Tallahassee	L	22-24
1976	Miami	L	0-47
1977	Tallahassee	L	17-23
1978	Miami	W	31-21
1979	Tallahassee	W	40-23
1980	Miami	L	9-10
1981	Tallahassee	L	19-27
1982	Miami	W	24-7
1983	Tallahassee	L	16-17
1984	Miami	W	38-3
1985	Tallahassee	L	27-35
1986	Miami	L	23-41
1987	Tallahassee	L	25-26
1988	Miami	L	0-31
1989	Tallahassee	W	24-10
1990	Miami	L	22-31
1991	Tallahassee	L	16-17
1992	Miami	L	16-19
1993	Tallahassee	W	28-10
1994	Miami	L	20-34
1995	Tallahassee	W	41-17
1996	Miami	W	34-16
1997	Tallahassee	W	47-0
1998	Miami	W	26-14
1999	Tallahassee	W	31-21
2000	Miami	L	24-27
2001	Tallahassee	L	27-49
2002	Miami	L	27-28
2003	Tallahassee	L	14-22
2004	Miami (N)	L	14-16
2004	Miami	L(OT)	10-16
2005	Tallahassee	W	10-7
2006	Miami	W	13-10
2007	Tallahassee	L	29-37
2008	Miami	W	41-39
2009	Tallahassee	L	34-38
2010	Miami	W	45-17
2011	Tallahassee	W	23-19
2012	Miami	W	33-20

## Wake Forest (W-24, L-6, T-1)

1956	Tallahassee	T	14-14
1958	Tallahassee	W	27-24
1959	Tallahassee	L	20-22
1960	Tallahassee	W	14-6
1963	Tallahassee	W	35-0
1965	Tallahassee	W	35-0
1966	Tallahassee	W	28-0
1968	Tallahassee	W	42-24
1970	Tallahassee	W	19-14
1973	Winston-Salem	L	7-9
1992	Tallahassee	W	35-7
1993	Tallahassee	W	54-0
1994	Winston-Salem	W	56-14
1995	Tallahassee	W	72-13
1996	Orlando	W	44-7
1997	Tallahassee	W	58-7
1998	Winston-Salem	W	24-7
1999	Tallahassee	W	33-10
2000	Winston-Salem	W	35-6
2001	Tallahassee	W	48-24
2002	Winston-Salem	W	34-21
2003	Tallahassee	W	48-24
2004	Winston-Salem	W	20-17
2005	Tallahassee	W	41-24
2006	Tallahassee	L	0-30
2007	Winston-Salem	L	21-24
2008	Tallahassee	L	3-12
2009	Winston-Salem	W	41-28
2010	Tallahassee	W	31-0
2011	Winston-Salem	L	30-35
2012	Tallahassee	W	52-0

## Syracuse (W-5, L-1, T-0)

1966	Syracuse	L	21-37
1978	Syracuse	W	28-0
1989	Syracuse	W	41-10
1991	Tallahassee	W	46-14
2004	Syracuse	W	17-13
2005	Tallahassee	W	38-14

## Idaho (W-0, L-0, T-0)

2013	Tallahassee	First Meeting	
------	-------------	---------------	--


## Florida (W-21, L-34, T-2)

1958	Gainesville	L	7-21
1959	Gainesville	L	8-18
1960	Gainesville	L	0-3
1961	Gainesville	T	3-3
1962	Gainesville	L	7-20
1963	Gainesville	L	0-7
1964	Tallahassee	W	16-7
1965	Gainesville	L	17-30
1966	Tallahassee	L	22-26
1967	Gainesville	W	21-16
1968	Tallahassee	L	3-9
1969	Gainesville	L	6-21
1970	Tallahassee	L	27-38
1971	Gainesville	L	15-17
1972	Tallahassee	L	13-42
1973	Gainesville	L	0-49
1974	Tallahassee	L	14-24
1975	Gainesville	L	8-34
1976	Tallahassee	L	26-33
1977	Gainesville	W	37-9
1978	Tallahassee	W	38-21
1979	Gainesville	W	27-16
1980	Tallahassee	W	17-13
1981	Gainesville	L	3-35
1982	Tallahassee	L	10-13
1983	Gainesville	L	14-53
1984	Tallahassee	L	17-27
1985	Gainesville	L	14-38
1986	Tallahassee	L	13-17
1987	Gainesville	W	28-14
1988	Tallahassee	W	52-17
1989	Gainesville	W	24-17
1990	Tallahassee	W	45-30
1991	Gainesville	L	9-41
1992	Tallahassee	W	45-24
1993	Gainesville	W	33-21
1994	Tallahassee	T	31-31
1995	New Orleans	W	23-17
1995	Gainesville	L	24-35
1996	Tallahassee	W	24-21
1997	New Orleans	L	20-52
1997	Gainesville	L	29-32
1998	Tallahassee	W	23-12
1999	Gainesville	W	30-23
2000	Tallahassee	W	30-7
2001	Gainesville	L	13-37
2002	Tallahassee	W	31-14
2003	Gainesville	W	38-34
2004	Tallahassee	L	13-20
2005	Gainesville	L	7-34
2006	Tallahassee	L	14-21
2007	Gainesville	L	12-45
2008	Tallahassee	L	15-45
2009	Gainesville	L	10-37
2010	Tallahassee	W	31-7
2011	Gainesville	W	21-7
2012	Tallahassee	L	37-26

<sup>A</sup> Vacated victory due to sanctions imposed by NCAA.



# 2013 SEMINOLES



Timmy Jernigan

Nick O'Leary

James Wilder, Jr.



Nick Waisome



Telvin Smith

108

career starts by  
FSU defenders

81

Floridians  
on the roster

11

returning  
starters

10

states represented  
on the roster

4

scholarship  
quarterbacks on the  
roster



2013 PREVIEW  
 2013 SEMINOLES  
 COACHING STAFF  
 2012 SEASON IN REVIEW  
 THIS IS FSU  
 HONORS  
 SEMINOLES IN THE PROS  
 RECORDS  
 ADMINISTRATION



**41 • Chad Abram**

- FB, 6-0, 230, SR
- Lakeland, Fla./Kathleen

**2013 OUTLOOK:** Senior fullback who has continued to develop after making the switch from safety in 2011. Expected to take over for four-year starter Lonnie Pryor. Tremendous special teams

player who is part of kickoff return, punt return and kickoff coverage units. Displays good power and burst and has a knack for blocking. His athleticism and ability to catch the ball out of the backfield are added pluses on offense. Gained valuable experience in the 2013 Garnet & Gold game after injuries made him the featured running back which resulted in him carrying 13 times for 43 yards and a touchdown.

**2012:** Played in 13 games, mainly on special teams, where he made his biggest impact and registered five tackles and a forced fumble...started on three of four phases of special teams serving as an edger on kickoff coverage, one of the back ends on kickoff return excelling as a top blocker and one of the top coverage guys on punt return usually responsible for manning the opponent's best coverage player...carried four times on the season gaining 20 yards...carried a career-high three times for 12 yards in the win at Maryland...had a career-long 8-yard carry against Duke.

**2011:** Played in 11 games, mainly on special teams, where he made his biggest impact and registered five tackles...started on three of four phases of special teams...

serving as an edger on kickoff coverage, one of the back ends on kickoff return excelling as a top blocker and one of the top coverage guys on punt return usually responsible for manning the opponent's best coverage player...made the switch to fullback from safety and carried twice on the season gaining five yards...first career carry came against NC State for two yards and added his second for a career-long of three yards against Notre Dame in the Champs Sports Bowl.

**2010:** True freshman defensive back who played in 12 games, all on special teams... registered first career tackle in the season opener against Samford.

**PERSONAL:** Committed to Florida State in March 2009...

held a three-star ranking from both Rivals and Scout.com...No. 64 player in state by Rivals...No. 13 safety prospect according to ESPN...a standout on special teams with a knack for blocking kicks...blocked five kicks and collected five interceptions as a junior for the Red Devils...missed first three games of his senior season with hand injury... credited with 30 tackles, two interceptions and seven pass breakups...Florida Super 75 selection by the *Florida Times-Union* newspaper, where he ranked No. 5 among safeties...No. 48 rated player on Bill Buchalter's Florida Top 100, where he ranked as the No. 4 safety...first team All-Polk selection...born May 22, 1991.



**Chad Abram**

**ABRAM'S CAREER STATS**

YR.	G	RUSH	YDS	AVG	TD	LG	AVG/G
2010	12	0	0	0.0	0	0	0.0
2011	11	2	5	2.5	0	3	0.5
2012	13	4	20	5.0	0	8	1.5
TOT	36	6	25	4.2	0	8	0.7

YR.	G	UA	A	TOT	TFL-YDS	PD	FF	FR	INT	SACKS
2010	12	0	1	1	0.0-0	0	0	0	0	0.0
2011	11	3	2	5	0.0-0	0	0	0	0	0.0
2012	13	3	2	5	0.0-0	0	0	0	0	0.0
TOT	36	6	5	11	0.0-0	0	0	0	0	0.0

**ABRAM'S CAREER HIGHS RUSHING**

Carries	3, at Maryland 2012
Yards	12, at Maryland 2012
Longest Run	8, Duke 2012



**19 • Roberto Aguayo**

- K, 6-1, 208, R-FR
- Mascotte, Fla./South Lake

**2013 OUTLOOK:** One of the nation's top kickers coming out of high school who spent the 2012 season studying behind FSU's and the ACC's all-time career scorer as well as the NCAA's all-time kick scorer in Dustin Hopkins. Has an explosive leg with good power and accuracy. Also has the ability to punt. In line to be another great kicker in FSU history. Had an outstanding spring which culminated with him going 5-of-6 in field goal attempts in the spring game including two 50 plus yarders (51, 58).

**2012:** Redshirt season

**PERSONAL:** Rated the nation's No. 3 kicker by Rivals...sixth-best kicking prospect according to ESPN.com...247Sports listed him as the nation's third-best kicker...three-star prospect according to ESPN, Rivals, Scout and 247Sports...ESPN listed him as the 105th-best overall prospect in the state of Florida...listed as the 133rd-best prospect in the state by 247 Sports...one of only three kickers to make the ESPNU150 Watch List for 2012...was rated the nation's number one kicking prospect at the age of 16 by Kohl's Kicking Camps...Kohl's said the ball explodes off his foot and that he is ready for Division I football right now...they also pointed out how well he handles pressure and that he is one of the most pure talents they have seen across the country...won the kick-off competition at the ESPN Underclassman Challenge in 2010 with a 74-yard kick that had a 4.04 second hang time...high school coach considers him an offensive weapon and the best high school kicker he's coached since UF's Caleb Sturgis...made 7-of-8 field goals as a junior with his long coming from 48 yards...also accounted for 38 touchbacks in 2010...hit two field goals from 51 yards as a sophomore...longest field goal in practice was 63 yards...attended the National Invitational Scholarship Camp... named the Most Outstanding Kicker at the Jimbo Fisher Summer Camp... started his career playing soccer before he moved over to football...also ranked as the 68th-best punter in the nation by Kohl's...born May 17, 1994.



**62 • Austin Barron**

- OL, 6-3, 300, JR
- Fort Lauderdale, Fla./St. Thomas Aquinas (Fla.)

**2013 OUTLOOK:** Smart interior lineman, who made an immediate impact at the center position as a true freshman in 2011 and carried the momentum into 2012. Has four career starts under his belt, three as a freshman and one as a sophomore. With four starters returning, will be in the mix to fill that fifth spot especially if there is a change of roles due to the opening at tackle.

**2012:** Continued to gain beneficial experience at the center position as a true sophomore and also contributed on the placekicking unit on special teams...played in nine games, including one start against Savannah State grading out at 75 percent after playing just the first half...posted a grade of 79 percent against Murray State.

**2011:** Gained invaluable experience at the center position as a true freshman... played in nine games, including three starts...one of four freshmen starters in the Champs Sports Bowl against Notre Dame...had the second-highest grade among freshmen against the Irish (73), with one missed assignment in 62 snaps...with just 38 snaps under his belt, was thrust into the starting lineup due to injury at Boston College...was remarkably effective against the Eagles, posting a season-high grade of 81 percent over 54 plays...was perfect on snaps and committed just two missed assignments while grading out at 92 percent on passing plays... earned a second



**Austin Barron**

consecutive start against Miami but was replaced by starter Bryan Stork in the early going...made impressive physical gains over the summer prior to his freshman season after arriving at FSU with little fanfare...earned one of six freshman academic awards at the team's annual banquet for his work in the classroom.

**PERSONAL:** Sleeper offensive lineman in the class of 2011, who had a coming out party as a senior...showed to be quick on his feet and exhibited toughness in the trenches...helped St. Thomas Aquinas to a Class 5A state title in 2010, which included helping the offense rack up 5,612 yards of total offense...named to EliteScoutingServices Class 5A All-Tournament Team...ranked No. 40 on the *Sun Sentinel's Broward County* Top 50 List...joined fellow teammates Bobby Hart and Rashad Greene in the 2011 FSU signing class...another one of veteran offensive line coach Jay Connolly's products, which include former Seminole and Green Bay Packer offensive lineman Andrew Datko and former Seminole and Buffalo Bills deep snapper Garrison Sanborn...also played third base for St. Thomas Aquinas' baseball team... member of the 2010 SunStateFootball All-State Finals First Team Offense...born Oct. 19, 1992.



**38 • Cason Beatty**

- P, 6-3, 229, SO
- Charlotte, N.C./Olympic

**Ray Guy Award Candidate**

**2013 OUTLOOK:** Sophomore punter who looks to improve on his freshman campaign, which saw him named to the Ray Guy Award Watch List late in the season. Enters fall coming off a season where 83 percent of his punts were not returned and 49 percent were downed inside the 20-yard line.

**2012:** Started in all 14 games as a freshman...only eight of his 47 punts were returned for a total of 87 yards...23 of his 47 punts were placed inside the 20-yard line...downed nine punts inside the 10-yard line...only recorded two touchbacks on the season... posted a career-long 54 yard punt against Florida...averaged 38.3 yards per punt on the season...FSU's coverage squads only had to make five tackles on the team's 49 punts as either the punt was out of bounds, downed, fair caught or the receiver ran out of bounds...helped FSU's defense as teams scored only 20.4 percent of the time following an FSU punt (10-49 with five TD's and five FG's)... five of those scoring drives were of 60+ yards and seven were of 50+ yards.



**Cason Beatty**

**PERSONAL:** Started his high school career as a quarterback before picking up punting as a junior in 2010 and excelling at that position...earned first team All-Mecklenburg County honors by the *Charlotte Observer* as a senior while averaging 43.1 yards per punt on 32 attempts and hitting four punts longer than 60 yards...named MEGA 7 3A/4A all-conference by the *Charlotte Observer* as a junior and senior... threw for more than 800 yards as a junior quarterback but shined that season as a punter averaging 43.5 yards per attempt on his way to All-Mecklenburg County second team honors by the *Charlotte Observer*...rated the No. 3 punter nationally by kicking guru Chris Sailer of California...two-star prospect by Rivals, a three-star prospect by ESPN and Scout...ranked the No. 4 punter nationally by Scout.com and No. 5 punter nationally by 247Sports...has an older brother, Lucas, who just completed his redshirt year as a quarterback at Gardner-Webb in Boiling Springs, N.C...born Aug. 9, 1994.

**BEATTY'S CAREER STATS**

YR.	G	PUNTS	YARDS	AVG	LG	TB	FC	I20	BLK
2012	14	47	1798	38.3	54	2	23	23	2

**BEATTY'S CAREER HIGHS**

Punts	6 (twice), last at Virginia Tech 2012
Yards	237, at NC State 2012
Average	46.0, Savannah State 2012
Long	54, Florida 2012



**1 • Kelvin Benjamin**

- WR, 6-5, 238, R-SO
- Belle Glade, Fla./Glades Central

**2013 OUTLOOK:** Third-year receiver who is coming off a productive first season as a redshirt freshman. Tall, physical receiver who has deceptive speed and great ability in the air.

Created significant match-up problems for opposing cornerbacks and looks to fill the void left by the departed Rodney Smith, who was another big speedy receiver for the Seminoles.

**2012:** Redshirt freshman receiver who was one of seven FSU receivers with 20 or more catches...ranked fourth on the team with 30 receptions for 495 yards...his four touchdown receptions were second among 'Noles to Rashad Greene's six...posted single-season best marks of five receptions (Boston College) and 77 yards (Duke)... his first two career TD receptions – covering 9 and 19 yards – came against Savannah State in a 55-0 victory...longest catch came on a 64-yard pass from quarterback EJ Manuel against No. 10 Clemson...also registered TD receptions against Boston College (6 yards) and Duke (35 yards)...was an honorable mention member of the CFN Freshman All-American team.

**2011:** Redshirt season

**PERSONAL:** Played only three years of football at perennial power Glades Central... four-star recruit who was rated the No. 8 wide receiver and the No. 60 overall player nationally by Rivals.com and the No. 12 receiver by Scout.com...rated the No. 23 wide receiver nationally by ESPN...ranked as the No. 13 wide receiver and the No. 89 player nationally according to 247Sports...hauled in 30 catches for 551 yards and six touchdowns in just eight games as a senior...No. 2 on the *Sun Sentinel's* Top 32 Broward County Seniors...named First Team All-Palm Beach County by Sun Sentinel... No. 25 on Bill Buchalter's Florida Top 100 for the Orlando Sentinel...No. 36 on *Mobile Press-Register* Super Southeast 120...member of the Times-Union's Florida Super 75 where he was rated as the No. 1 wide receiver...*Palm Beach Post* All-Area First Team... No. 72 on Tom Lemming's MaxPreps.com Top 100...No. 42 on the SuperPrep Florida 110...born Feb. 5, 1991.

**BENJAMIN'S CAREER STATS**

RECEIVING							
YR.	G	REC	YDS	AVG	TD	LG	AVG/G
2012	14	30	495	16.5	4	64	35.6
RUSHING							
YR.	G	RUSH	YDS	AVG	TD	LG	AVG/G
2012	14	2	33	16.5	0	17	2.4

**BENJAMIN'S CAREER HIGHS**

Receptions	5, Boston College 2012
Yards	77, Duke 2012
Longest Catch	64, Clemson 2012
TD	2, Savannah State 2012
Longest TD	19, Savannah State 2012



**Kelvin Benjamin**

2013 PREVIEW  
 2013 SEMINOLES  
 COACHING STAFF  
 2012 SEASON IN REVIEW  
 THIS IS FSU  
 HONORS  
 SEMINOLES IN THE PROS  
 RECORDS  
 ADMINISTRATION  
 FSU





## 30 • Colin Blake

- DB, 6-3, 214, R-FR
- San Antonio, Texas/Brandeis

**2013 OUTLOOK:** Tall, speedy defensive back who redshirted last season after recovering from a wrist and shoulder injury. Expected to add more depth in a deep secondary as well as contribute on

special teams after gaining some valuable experience in the spring.

**2012:** Redshirt season

**PERSONAL:** A four-star prospect according to Rivals who was proven at the 5A level of Texas football...received a three-star rating from ESPN, 247Sports and Scout...Rivals listed him as the 13th-best cornerback prospect in the 2012 class while 247Sports listed him as the 26th-best corner, ESPN the 30th-best and Scout has him at No. 33 in his position group...among prospects from one of the deepest talent pools in America Texas Rivals listed Blake as the 21st-best player in the state...ranked No. 60 in Texas by 247Sports and No. 90 in the Lone Star state by ESPN...ESPN listed Blake at No. 116 regionally...nationally Rivals listed the San Antonio prospect as the 155th-best in the nation...rated a Top Player by Tom Lemming of Max Preps who believed he could be an All-American at the collegiate level...recorded 68 tackles and one interception as a junior...coveted size for a cornerback and should transition well to the college game at that position according to ESPN...one scouting service felt Blake could develop into a player like NFL All-Pro Nnamdi Asomugha...runs a 4.5 40 with a vertical of 34"...originally from England and has only been playing cornerback since his junior year...one of five international-born players on the FSU roster...held more than 15 offers from BCS schools...was committed to Texas A&M before the turnover in the coaching staff...born Oct. 19, 1993.



## 31 • Terrence Brooks

- DB, 5-11, 200, SR
- Dunnellon, Fla./Dunnellon

**2013 OUTLOOK:** Experienced defensive back, who enters his second season as the starter at free safety. Has great athleticism which allows him not only to play safety but show coverage skills

if needed to play corner. Also excels as one of the top special teams players for the Seminoles.

**2012:** Started all 14 games for FSU at free safety...top tackler in the secondary with 52 stops which ranked fifth on the team...one of six Seminoles who recorded an interception in 2012... set career bests for tackles, tackles for loss, games played, games started and forced fumbles...sixth on the team with four pass break-ups... also forced one fumble...grabbed interceptions against NC State and Northern Illinois, which was his second postseason INT in his career...played two of his most productive games versus FSU's two highest-ranked opponents...set a career high with 12 tackles in the win over No. 10 Clemson as he posted double digit tackles for the first time in his career...closed the regular season by recording his second-best tackle total with eight against No. 4 Florida...recorded a tackle in 13 of 14 games and registered a tackle in 12 straight games...first career start came in the season opener and started every game since after spending most of 2011 playing in dime packages.

**2011:** Backup defensive back who served as FSU's sixth defensive back in its dime package...played in 11 games and tallied 17 tackles, five pass break-ups and one interception...made a career-best three tackles three times in games against Charleston Southern, Duke and Florida...picked the best time for his first career interception when he picked off Notre Dame's Tommy Rees in the end zone to clinch the win for the Noles in the Champs Sports Bowl...earned an academic award at the annual team banquet.

**2010:** True freshman defensive back who played mostly on special teams...credited with a tackle and pass breakup against Samford and added another tackle against Virginia Tech in the ACC Championship Game.

**PERSONAL:** Two-way standout at Dunnellon where he rushed for 500 yards and registered 53 tackles, six interceptions and three pass breakups during his junior season...split his time between receiver and cornerback as a senior...earned a three-star rating from Rivals and Scout.com...No. 90 player in the state from SuperPrep 115... No. 85 according to Rivals and No. 83 by Scout.com...No. 21 cornerback prospect per ESPN...boasted 31-inch vertical and 4.44 40-yard dash time out of high school... participated in the FACA North-South All-Star game...member of *Florida Times-Union* Super 75 and rated the No. 7 cornerback in the state...*Orlando Sentinel's* Bill Buchalter rated him as the No. 14 corner prospect in Florida...born March 2, 1991.

### BROOKS' CAREER STATS

YR.	G	UA	A	TOT	TFL-YDS	PBU	FF	FR	INT	SACKS
2010	10	2	0	2	0.0-0	1	0	0	0	0.0
2011	12	11	6	17	0.5-1	5	0	0	1	0.0
2012	14	38	14	52	1.0-2	4	1	0	2	0.0
Tot	36	51	20	71	1.5-3	10	1	0	3	0.0

### BROOKS' CAREER HIGHS

Tackles	12, Clemson 2012
Tackles for Loss	1.0, Wake Forest 2012
Interceptions	1 (three times), last vs. Northern Illinois 2012



**Terrence Brooks**



## 42 • Shayne Broxsie

- FB, 6-2, 260, R-SR
- Monticello, Fla./Jefferson County

**2013 OUTLOOK:** Walk-on who earned a scholarship for his final season and made the switch from defensive line to fullback in the spring. Will add depth to a position that lost four-year starter

Lonnie Pryor. Also an experienced special teams player for the Seminoles.

**2012:** Saw action in nine games in 2012, primarily as a member of the kick return team. Played on the defensive line in several games and made two tackles – one solo and one assisted – against Murray State.

**2011:** Played in only one game and posted one tackle as a defensive lineman against Charleston Southern.

**Personal:** Played defensive end at Jefferson County High school...three-sport athlete having spent time on the football, baseball and basketball teams...graduated with honors as a member of the National Honor Society...uncle played football at Alabama A&M...graduated in the summer with a degree in Criminology...born November 2, 1990.



**42 • Lamarcus Brutus**

- DB, 6-0, 202, R-SO
- Port St. Lucie, Fla./Treasure Coast

**2013 OUTLOOK:** Redshirt sophomore safety, who has a great work ethic and enjoyed another good spring practice. Should see more time on special teams after a few departures.

**2012:** Redshirt freshman defensive back who played in six games mainly on special teams on the kickoff coverage team...also saw time as a reserve safety late in games against Murray State, Savannah State, Wake Forest, Boston College, Duke and Maryland.

**2011:** Redshirt season...earned one of six freshman academic awards at the team's annual banquet for his work in the classroom.

**PERSONAL:** Three-star prospect by both Rivals.com and Scout.com and ranked as the No. 47 safety by Rivals.com and No. 33 by Scout.com...rated a three-star prospect by 247Sports...rated the No. 14 safety by ESPN...First team All-Area defensive back honors by TCPalm...recorded 104 tackles, two fumble recoveries, two forced fumbles, six interceptions and blocked two field goals as a senior...No. 62 on Bill Buchalter's Florida Top 100 for the *Orlando Sentinel*...member of the *Florida Times-Union's* Super 75 where he was rated as the No. 9 safety...chosen by ESPN760 as the No. 7 player to watch in Palm Beach County and the Treasure Coast...No. 24 on the SuperPrep Florida 110...born February 10, 1993.



**65 • Ruben Carter**

- OL, 6-4, 309, R-SO
- Miami, Fla./Jackson

**2013 OUTLOOK:** Versatile lineman who can play inside or outside and enters fall looking to contribute more in the rotation at either guard or tackle.

**2012:** Reserve lineman who played in five games (Murray State, Savannah State, Boston College, Duke and Maryland)...played 10 snaps in wins over Boston College and Duke and posted a season-high grade of 70 percent against the Eagles.

**2011:** Redshirt season

**PERSONAL:** Three-star offensive lineman who split time between guard and center as a senior at Miami Jackson High School and also logged time on the defensive line...helped pave the way for Jackson's appearance in the first round of the 3A state playoffs...rated the No. 29 offensive guard by Rivals.com and No. 42 offensive tackle by Scout.com...rated a three-star prospect by 247Sports...No. 78 on Bill Buchalter's 2011 Florida Top 100 for the *Orlando Sentinel*...selected second team All-Dade County by *The Miami Herald* as a senior and earned honorable mention standing as a junior...member of the *Times-Union's* Florida Super 75 where he was rated as the No. 2 offensive guard...No. 92 offensive tackle by ESPN...No. 80 on the SuperPrep Florida 110...born December 1, 1992.



**21 • Chris Casher**

- DE, 6-4, 260, R-FR
- Mobile, Ala./Davidson

**2013 OUTLOOK:** Big, physical defensive end, who was beginning to earn playing time at the start of the 2012 season before suffering a season-ending injury. Displays good pass rushing skills and a good ability to play the run. Left spring as the back-up at right end but will compete for a starting spot in the fall.

**2012:** Redshirt season...played in games against Savannah State and Wake Forest, before suffering a season-ending injury...recorded one tackle against Wake Forest.

**PERSONAL:** Rated as the 23rd-best player in the 2012 class by ESPN...Under Armour All-American...top 50 ranking nationally by Rivals (36) and 247Sports (49)...ESPN 150 member...consensus top 10 prospect at defensive end...ESPN and Rivals had him as the nation's No. 3 DE, Scout had him at No. 7 and 247Sports at No. 8...five-star recruit from Scout...four-star prospect according to Rivals and 247Sports...ranked in the top five in Alabama by ESPN (2), Rivals (3) and 247Sports (5)...another key recruit for the Seminoles from Mobile...joined 2011 signee Jacob Coker as the second straight FSU recruit out of Mobile...played tight end and defensive end in high school but told FSU coaches he would like to play on the defensive side of the ball at FSU...dominated at the Tallahassee NFTC vying for MVP honors...ran a 4.63 in the

40-yard dash, a 4.29 in the 20-yard shuttle and has a 29.9 inch vertical jump...compiled 50 tackles, 19 tackles for loss and 10 sacks as a junior at Faith Academy...also made 22 catches for 408 yards...transferred to Mobile Davidson High School to make sure he would graduate and play football at the next level...as a result he had to sit out his entire senior season...stayed very involved with Davidson's football team and became known as "Coach Casher" by the players due to the contributions he made to the team off the field...lifted weights at night and on the weekends to stay in shape...played his first football game in over a year at the 2012 Under Armour All-America Game...born Dec. 30, 1993.



**14 • Jacob Coker**

- QB, 6-5, 235, R-SO
- Mobile, Ala./St. Paul's Episcopal

**2013 OUTLOOK:** Strong-armed, mobile quarterback, who spent his second season with the Seminoles as the third-string quarterback but enters the fall as the lone signal caller to take

any snaps in a collegiate game. Will be in a three-way battle for the starting spot vacated by EJ Manuel. Had another solid spring practice in 2013, showing good game management in scrimmages and the annual spring game where he completed 15-of-26 passes for 186 yards and a touchdown playing for both the Gold and Garnet teams. His athleticism from running a wing-T offense in high school and being an all-metro player as a forward in basketball gives him great ability to make plays on the run as well as moving around in the pocket.

**2012:** Redshirt freshman backup quarterback who saw action in four games...completed 3-of-5 passes for 45 yards over three games (Murray State, Savannah State and Wake Forest)...threw his first career touchdown pass, a 19-yard strike to Kelvin Benjamin in the win over Savannah State.

**2011:** Redshirt season

**PERSONAL:** A three-star prospect by Rivals.com and Scout.com who also was ranked the No. 18 pro-style quarterback by Rivals.com and No. 44 QB by Scout.com...rated a three-star prospect by 247Sports...switched from running a wing-T offense in his junior season to a pro-style offense as a senior and completed 94-of-153 passes for 1,508 yards and 16 touchdowns while also carrying 61 times for 355 yards and five TDs...led St. Paul's to the semifinals of the Alabama State playoffs and a 10-2 record in his final season...No. 17 on the SuperPrep Alabama 43...selected to play in the Alabama-Mississippi All-Star game as a senior...rated the No. 70 pro-style quarterback by ESPN...also an exceptional basketball player who led St. Paul's to 17 wins as a junior while averaging 17.4 points per game...named the Class 5A basketball player of the year in Mobile County as a junior and was invited to the state of Alabama's North-South All Star basketball game...averaged 21.9 points and nine rebounds per game as a senior for a team that made it to the Class 5A Area 1 finals...born Aug. 4, 1992.

**COKER'S CAREER STATS PASSING**

YR.	G	ATT	COM	INT	YDS	TD	LG	PCT
2012	4	5	3	0	45	1	19	60.0

**COKER'S CAREER HIGHS PASSING**

Yards	19, Savannah State 2012
Attempts	2 (twice), last Savannah State 2012
Completions	1 (three times), last Wake Forest 2012
Long	19, Savannah State 2012
Longest TD	19, Savannah State 2012
TDs	1, Savannah State 2012



Jacob Coker





### 3 • Ronald Darby

- DB, 5-11, 192, SO
- Oxon Hill, Md./Potomac

**2012 ACC Defensive Rookie of the Year**  
**2012 FWAA Freshman All-American**

**2013 OUTLOOK:** Experienced corner who has great speed and a knack for finding the ball when in coverage. Missed spring practice while recovering from offseason surgery, but still a top candidate to start at one of the corner positions in 2013. Coming off a productive freshman campaign which saw him earn Freshman All-America honors and receive ACC Defensive Rookie of the Year honors.

**2012:** Appeared in all 14 games for FSU at the cornerback position...tied for the team lead with eight pass break-ups...recorded 22 tackles and was credited with a forced fumble and a QB hurry...saw more action than any other freshman defensive player...only freshman defensive player to appear in double digit games...in his first collegiate game broke up two passes and then equaled that mark with another multiple PBU game against Maryland...had one of his best all-around games versus Boston College with two tackles, a forced fumble and a pass break-up...set a career high for tackles in a game versus Duke with four...posted a great final game of his freshman campaign with four solo tackles and a pass break-up against Northern Illinois in the Orange Bowl...registered two of his most productive games for tackles in huge spots with three versus No. 10 Clemson and at Miami.

**PERSONAL:** One of the fastest players in the nation and a five-star recruit according to 247Sports as the nation's top cornerback and 16th overall national prospect...also a four-star recruit according to both ESPN and Rivals...rated the No. 2 cornerback in the country according to Rivals and the second-best player in the state of Maryland by the same recruiting service...considered the No. 38-ranked prospect in the country according to ESPN...defender that can excel on both defense and special teams...participated in the 2012 Under Armour All-American Game...*USA Today* 2011 All-USA second team All-American...second team All-Met by the *Washington Post* as a junior and an honorable mention honoree as a senior...honorable mention all-state as an all-purpose player as a senior...part of a Wolverines' secondary that registered four shutouts and allowed just 82 points in 2011...*SI.com* 2011 High School first team All-



**Ronald Darby**

American...played six positions as a high school senior, including kicker...as a junior, rushed for 1,329 yards and 23 touchdowns, while tallying three interceptions and eight pass breakups on defense...runs a 4.37 40-yard dash...an elite track performer who is expected to contribute to FSU's nationally-renowned sprint contingent immediately...his talent running the curves have drawn comparisons to two-time FSU NCAA 200 champion and Olympian Maurice Mitchell...led Potomac to the Maryland 3A state team title as a senior, winning the 100- and 200-meter dashes...was member of gold medal-winning USA medley relay at the 2011 World Youth Championships in France...has run a 6.28-seconds 55-meter dash and a 21.05 200-meter dash...born Jan. 2, 1994.

#### DARBY'S CAREER STATS

YR.	G	UA	A	TOT	TFL-YDS	PBU	FF	FR	INT	SACKS
2012	14	18	4	22	0.0-0	8	1	0	0	0.0

#### DARBY'S CAREER HIGHS

Tackles	4 (twice), last vs. Northern Illinois 2012
Pass Breakups	2 (twice), last at Maryland 2012



### 23 • Gerald Demps

- DB, 5-11, 201, R-SR
- Valdosta, Ga./Lowndes County

**2013 OUTLOOK:** Reserve safety, who was one of the main contributors on special teams where he played in 12 games in 2012. Looks to continue that role in the spring as well as add depth in new defensive coordinator Jeremy Pruitt's defense.

**2012:** Played in 12 games for the Seminoles primarily on special teams and recorded seven tackles...posted a career-high three tackles in the win over Duke...added two tackles against Murray State and against Savannah State.

**2011:** Did not play during the season.

**2010:** Served as a member of the scout team.

**2009:** Spent his redshirt season working predominantly with the scout team.

**PERSONAL:** Highly touted three-star prospect out of powerhouse Lowndes County program, where he was teammates with current Seminoles Tyler Hunter and Telvin Smith...an AP All-State and *Atlanta Journal-Constitution* first team selection...outstanding athlete who played running back, linebacker and safety for the 12-1 Vikings...recorded 78 tackles as a senior...also competed in the long jump, triple jump, high jump and 4x100 relay for the Lowndes County track & field team...his cousin is former FSU tight end Ja'Baris Little...born September 10, 1989.



**Gerald Demps**

#### DEMPS' CAREER STATS

YR.	G	UA	A	TOT	TFL-YDS	PD	FF	FR	INT	SACKS
2010	12	2	0	2	0.0-0	0	0	0	0	0.0
2011	0	0	0	0	0.0-0	0	0	0	0	0.0
2012	12	4	3	7	0.0-0	0	0	0	0	0.0
TOT	24	6	3	9	0.0-0	0	0	0	0	0.0

#### DEMPS' CAREER HIGHS

Tackles	3, Duke 2012
---------	--------------



### 15 • Greg Dent

- WR, 5-11, 195, SR
- Belle Glade, Fla./Glades Central

**2013 OUTLOOK:** Senior receiver who has a knack for making the big play but used the 2012 season to show his skills as a complete overall receiver excelling in the run game and passing game. Has great hands and good speed which has not only led him to excel as the X-receiver in the Seminoles' offense but also in the slot at times.

**2012:** Turned in his most productive season appearing in all 14 games, earning four starts...ranked fifth on the team with 27 catches and 355 receiving yards, to go along with a pair of touchdown grabs...established new single-game career bests for

receptions and yards with five for 72 yards against Clemson...set a new receiving yardage best with 73 on four receptions at Virginia Tech...grabbed an 8-yard TD pass from EJ Manuel vs. Savannah State...his 10-yard TD reception in the third quarter at Virginia Tech gave the Seminoles their largest lead of the game (20-10)...caught at least one pass in 11 games, with multiple receptions in nine contests.

2011: Proved to be one of the most dangerous deep threats on the team leading FSU with a 19.7 yards per catch average...one of seven FSU receivers with 10 or more catches averaging over 10 yards per catch...caught a pass in seven of the 13 games he played in...blew up his career numbers in the first game of the season versus ULM when he hauled in a 50 yard TD pass...followed that game up with a three catch performance in week two versus Charleston Southern...had the best game of his career versus NC State tying career highs for catches (3) and touchdowns (1) and setting a new career best with 70 receiving yards which included a 26-yard TD catch.

2010: True freshman wide receiver who played in 12 games mostly on special teams but saw some spot duty on offense...first career reception came against Boston College which was a 12-yard reception.

PERSONAL: Collected 54 receptions for 1,387 yards and 14 TDs as a senior...also intercepted a pair of passes as a defensive back...led Glades Central to a 13-1 record and the Class 2B state championship game, where they fell to Cocoa 27-13...MVP of legendary Muck Bowl against rival Pahokee after collecting six receptions for 185 yards, coupled with an 84-yard kickoff return for a TD...earned four-star rating from Rivals and three-star selection by Scout.com...No. 57 safety prospect according to ESPN...first team SunState All-State selection (from all classifications) at wide receiver...selected to Max Preps All-American team...selected to the Times-Union's Florida Super 75 where he was ranked sixth overall as an "athlete"...No. 15 among Bill Buchalter's Florida Top 100...Buchalter also rated the versatile Dent as the state's No. 1 wide receiver prospect...ranked No. 34 overall player in state by Scout.com...born June 5, 1990.

DENT'S CAREER STATS

YR.	G	REC	YDS	AVG	TD	LG
2010	12	1	12	12.0	0	12
2011	13	12	236	19.7	2	50
2012	14	27	355	13.1	2	41
<b>Tot</b>	<b>39</b>	<b>40</b>	<b>603</b>	<b>15.1</b>	<b>4</b>	<b>50</b>

DENT'S CAREER HIGHS

Receptions	5, Clemson 2012
Yards	73, at Virginia Tech 2012
Longest Catch	50, Louisiana-Monroe 2011
TD	1 (four times), last at Virginia Tech 2012
Longest TD	50, Louisiana-Monroe 2011



57 • Philip Doumar

- DS, 6-1, 225, R-SR
- Jupiter, Fla./Jupiter

2013 OUTLOOK: Enters his fifth year in the program as the top choice to replace four-year starter Dax Dellenbach as the long snapper. Has snapped in four games in his career.

2012: Appeared in two games for the 'Noles but travelled to each contest...snapped in the first two games of the season against Murray State and Savannah State.

2011: Appeared in two games for the 'Noles but travelled to each contest...made his first career appearance in the second half against Charleston Southern...his second appearance came against Maryland.

PERSONAL: Played high school football at Jupiter Community School...born July 2, 1991.



15 • Mario Edwards, Jr.

- DE, 6-3, 285, SO
- Gautier, Miss./Ryan (Texas) HS

2013 OUTLOOK: Big, powerful defensive end, who was the No. 1 overall player in the class of 2012. Ended up earning valuable playing time in the second half of the 2012 season including

starting the final two games. Displays good pass rushing skills and a good ability to play the run. Enters fall looking to solidify his spot as a starter.

2012: Appeared in 11 games and made his first career start in the ACC Championship Game replacing Cornelius Carradine...the only true freshman to register a start for FSU on the defensive side of the ball...came into the ACC Championship with seven tackles on the season and doubled that number in one game, registering seven versus the Yellow Jackets, including a tackle for loss...made three tackles and registered his first

pass break-up against Northern Illinois in the Orange Bowl in his second career start...recorded his first career sack on the road in a win over Maryland...was projected to redshirt in 2012, but was forced into action due to the loss of Brandon Jenkins in week one and then into the starting line-up after losing Carradine in week 12.

PERSONAL: Near consensus top-rated prospect in America in 2012...USA Today defensive player of the year...ESPNU 150 member...2012 Parade All-American...SI.com Second Team All-American...ESPNHS First Team All-American...247Sports Defensive Player of the Year for 2012 where he garnered a perfect 100 rating...one of just four players with a 100 rating from 247Sports...listed at No. 1 by ESPN, Scout and 247Sports...Rivals listed him at No. 3 nationally...five-stars from Rivals, Scout and 247Sports...unanimously ranked No. 1 at his position whether it be defensive end or defensive tackle...the top player coming out of the state of Texas...Scout said it is hard to find a player as big and explosive as Edwards...ESPN recruiting analyst Craig Haubert said Edwards can contribute almost immediately due to his ability to take advantage of blockers' weaknesses with a pass rush arsenal and a plan of attack when he rushes the quarterback...Haubert also said he is similar to Clemson's DeQuan Bowers at this stage of their careers...of his 72 tackles as a senior 32 were for a loss including 11 sacks...named the state of Texas Class 4A Defensive Player of the Year as a junior by the Associated Press...recorded 127 tackles, 50 tackles for loss and 18 sacks leading Denton Ryan to a state runner-up finish...recorded 69 tackles and three sacks as a freshman on top of catching 17

passes for 361 yards and three TDs...his high school coach raves about his work ethic as he and his father, former FSU star Mario Edwards, work out together at 6:00 a.m. each morning...says Edwards is the best he has coached in his 32-year career...Edwards will wear the same number (15) as his dad did at FSU...born Jan. 25, 1994.



Mario Edwards, Jr.

EDWARDS' CAREER STATS

YR.	G	UA	A	TOT	TFL-YDS	PBU	FF	FR	INT	SACKS
2012	11	8	9	17	2.5-16	1	0	0	0	1.5-13

EDWARDS' CAREER HIGHS

Tackles	7, vs. Georgia Tech 2012
Tackles for Loss	1 (two times), last vs. Georgia Tech 2012
Sacks	1, at Maryland 2012



52 • Ukeme Eligwe

- LB, 6-2, 240, R-FR
- Stone Mountain, Ga./Stone Mountain

2013 OUTLOOK: Big, rangy, physical linebacker who will compete for a starting job at strongside linebacker. Sustained a minor hand injury last fall which kept him out after impressing last fall camp on special teams. Excelled during spring of 2013 earning a spot on the two-deep at the strong side linebacker spot.

2012: Redshirt season

PERSONAL: A consensus top 10 prospect nationally at the linebacker position...U.S. Army All-American...SI.com Second Team All-American...ESPNU 150 member...both Rivals and 247Sports had him listed as a top 100 prospect...listed at No. 47 nationally by Rivals and No. 96 by 247Sports...ESPN listed him as the 116th-best prospect this year...a consensus 4-star prospect...ESPN had him listed as No. 47 in the region...Rivals listed as the second-best prospect in Georgia this year...listed as the eighth-best prospect in Georgia by 247Sports and the 11th-best by ESPN...all four recruiting services had him listed in the top seven nationally at the linebacker position...Rivals considered him the second-best linebacker prospect in the nation...ESPN listed him No. 3 among linebackers, Scout No.6 and 247Sports No. 7...played in a 3-4 system in high school and is projected by most experts to play linebacker at the collegiate level...ESPN says he has the ability to play either inside or outside linebacker at the next level and that he has the strength to shed blockers and the fluidity to avoid contact when pursuing the football...collected more than 25 scholarship offers and committed to FSU on his 17th birthday...born April 27, 1994.



2013 PREVIEW  
 SEMINOLE  
 COACHING STAFF  
 2012 SEASON IN REVIEW  
 THIS IS FSU  
 HONORS  
 SEMINOLES IN THE PROS  
 RECORDS  
 ADMINISTRATION



**75 • Cameron Erving**

- OL, 6-6, 320, R-JR
- Moultrie, Ga./Colquitt County

**2012 All-ACC Second Team**  
**2012 Coaches All-ACC Honorable Mention**

**2013 OUTLOOK:** Long and athletically gifted tackle who enters just his second year playing offensive line. One of four starters returning from an offensive line that helped an FSU offense in 2012 go down in school history as the most productive racking up a school record 6,591 yards which surpassed the 2000 team for the most yards. An outstanding blocker who played a key role in FSU's resurgent running game, which averaged 205.9 yards a game and produced a single-season record 40 rushing touchdowns.

**2012:** Redshirt sophomore who started all 14 games at left tackle after making the transition from defensive tackle in the spring...played his best football down the stretch, grading out at 73.6 percent over the final six regular season games...enjoyed perhaps his finest game against Boston College, grading out at a season-best 82 percent as the Seminoles passed for a season-high 448 yards and four touchdowns...had a season-high three knockdowns and earned a grade of 81 percent in victory over Duke.

**2011:** Redshirt freshman defensive tackle, who played in all 13 games, predominantly behind starter Everett Dawkins...extremely agile for a big man, he thrived as a run-stuffer and a disruptive force as one of FSU's primary reserves...helped the Seminoles rank first nationally in yards allowed per rush (2.3) and second nationally in overall rushing defense (82.7 ypg)...compiled 20 tackles on the season, including 11 solo stops...had 2.5 tackles for loss and a sack on the year...posted a career-high four tackles in the road win at Boston College...notched his first career sack in the season-opener against ULM...also had a tackle for loss among his three solo stops at Clemson.

**2010:** Redshirt season after earning a medical hardship after sustaining a back injury which caused him to miss the season.

**PERSONAL:** A diamond in the rough find out of south Georgia...earned a three-star ranking by Rivals and was a two-star prospect according to Scout.com...unheralded in the preseason, closed the year with a No. 74 ranking from Georgia Rivals Postseason Top 75...No. 81 defensive tackle according to ESPN...piled up a whopping 98 tackles as a senior; a high number for an interior lineman...tackle totals included 48 solo stops...selected FSU over offers from Clemson and Georgia Southern...born August 23, 1992.

**ERVING'S CAREER STATS**

YR.	G	UA	A	TOT	TFL-YDS	PD	FF	FR	INT	SACKS
2011	13	11	9	20	2.5-11	0	0	0	0	1.0



**Cameron Erving**



**60 • Jacob Fahrenkrug**

- OL, 6-4, 326, R-SR
- Robbinsdale, Minn./Cooper/North Dakota St. College

**2013 OUTLOOK:** Interior lineman who served as a 12-game starter in his first season with the Seminoles in 2011, but played in just the first four games in 2012 before suffering a season ending injury. Has the versatility to play either guard spot or center, where he played for the first two games of his career at FSU. Missed all of spring practice with a shoulder injury but is another experienced player that will add depth to the unit this fall.

**2012:** Played in the first four games of the season against Murray State, Savannah State, Wake Forest and Clemson...played a season-high 20 snaps in the win over Wake Forest...graded out a season-best 79 percent on 19 snaps against Murray State.

**2011:** Junior college transfer was one of just two Seminole linemen to start all 12 regular season games...opened the season as the starting center, but started the next 10 games at left guard, where he was replacing unanimous All-American Rodney Hudson...a gifted athlete who had to learn Rick Trickett's zone blocking scheme in short order after arriving on campus as a January 2011 enrollee...turned in his best performance on the road in a win over Boston College, where he graded out at 80 percent with two knockdowns and went without a penalty or a missed assignment...credited with a season-high five knockdowns while grading out at 77 on the road at Clemson...Fahrenkrug's 747 snaps ranked second on the team behind Zebrie Sanders...surrendered just 2.5 sacks on the year.

**PERSONAL:** Widely considered the top offensive lineman in the JUCO ranks...four-star recruit according to Rivals.com, who lined up at left guard for his North Dakota State College of Science team...played in the Minneapolis suburban high school of Robbinsdale Cooper for three years...once weighed 400 pounds and used athletics as a way to improve his health...No. 11 on the SuperPrep JUCO 100...the No. 4-rated overall JUCO prospect and the top-rated offensive lineman in the nation by Rivals.com...rated a four-star recruit by 247Sports...named 2010 First Team NJCAA All-American...also named Academic All-Conference, First Team All-Region 11 and First Team All Midwest Football Conference...earned honorable mention All-Region honors as a freshman at North Dakota State...born October 18, 1990.



**Jacob Fahrenkrug**



**72 • Daniel Foose**

- OL, 6-6, 290, R-JR
- Paramus, N.J./Catholic HS

**2013 SPRING OUTLOOK:** Promising lineman who has seen limited action in career as a Seminole, but has some upside. Heads into his fourth season in the offensive system and should add depth at either guard spots while also having the ability to play some tackle.

**2012:** Missed the majority of the season recovering from hip surgery.

**2011:** Redshirt freshman played in three games for the Seminoles...had a season-high seven snaps against Maryland...also logged three snaps in the win at Boston College and two snaps in win over NC State...named one of three Offensive Scout Team Players of the Year.



## 8 • Devonta Freeman

- RB, 5-9, 203, JR
- Miami, Fla./Miami Central

### Doak Walker Award Candidate

**2013 OUTLOOK:** Third-year running back who brings 12 career starts into 2013 having led FSU in rushing as a freshman in 2011 while serving as the second leading rusher in 2012. Doak Walker Award Candidate (nation's top running back) who will combine with James Wilder, Jr., to form one of the top running back tandems in the country. Quick and powerful running back with good hands and good speed out of the backfield. Integral part of an FSU rushing attack which averaged 205.9 yards a game and produced a single-season record 40 rushing touchdowns in 2012.

**2012:** True sophomore tailback who stepped up his production following the season-ending injury to senior Chris Thompson...ranked second among Seminoles with 660 rushing yards and eight rushing touchdowns...became the go-to rusher down the stretch as he led the team in carries in three of the final four games...ran for 70 yards on 10 carries with two touchdowns in the second half of FSU's win at Miami, following Thompson's first half injury...had a pair of 100-yard rushing performances, going for 104 on 12 carries against Duke and a career-high 148 on 16 totes at Maryland, when the 'Noles clinched the ACC Atlantic Division title...had two rushing touchdowns in three games (Miami, Duke and Maryland)...his 3-yard TD run against Georgia Tech in the ACC Championship game put the Seminoles out in front to stay...finished with 59 yards on 13 carries against the Yellow Jackets, including a game-high 21-yard jaunt.

**2011:** True freshman who took over as the team's top tailback when Chris Thompson went down with a broken back in the Wake Forest game...put up the fifth-most rushing yards (579) by a true freshman running back in school history joining the likes of Greg Allen (1981), Roosevelt Snipes (1983), Travis Minor (1997) and Larry Key (1974)...led FSU in rushing attempts (120), yards (579), average per rush (4.8), rushing touchdowns (8) and yards rushing per game (48.2)...ranked sixth on the team in receptions (15) and gained 111 yards receiving...scored a rushing TD in six of the 12 games he played in including two games with multiple rushing TDs...became just the fifth freshman in school history to run for 100 yards in consecutive games (Duke and Maryland) and was the first freshman to post back-to-back 100 rushing yard games since 1988...led the team in rushing in seven of the last nine games of the season...appeared in first career game as a Seminole against ULM and rushed seven times for 25 yards and scored his first collegiate TD on a one-yard run in the third quarter...had 45 yards of offense against CSU...team-best 37 yards rushing on five carries at Wake Forest...totaled 109 rushing yards on 19 carries at Duke, becoming the first Seminole to log 100 yards on the ground in a game in 2011...totaled 100 yards rushing on 11 carries versus Maryland...also scored on a career-long 41-yard run against the Terrapins and on a 10-yard run against the Blue Devils...rushed for a 7-yd TD versus NC State...scored twice versus Boston College (12-yard run and 3-yard run) making it a fourth straight game that he rushed for a touchdown...led FSU with 76 yards rushing versus Miami...ended the regular season with both offensive touchdowns scored in the Seminoles win over Florida in Gainesville...carried 13 times for 48 yards in the win against Notre Dame in the Champs Sports Bowl...earned one of six freshman academic awards for his work in the classroom and voted a Top Newcomer on offense at the team's annual banquet...earned CFN Freshman All-American honorable mention honors.

**PERSONAL:** Enrolled early in January 2011...considered one of the most versatile runners in the country, effectively running between the tackles and capable of using his 4.5 40-yard dash speed to turn the corner...a four-star prospect by both Rivals.com and Scout.com...ranked the No. 10 running back and the No. 108 overall player in the nation by Rivals.com and the No. 9 running back by Scout.com...No. 15 running back by ESPN...rated as the No. 5 running back and the No. 52 overall player in the nation by 247Sports...helped lead Miami Central to the 2010 Class 6A state title and was named the MVP after gaining 308 yards on 36 carries - falling just 20 yards shy of a state championship game record...as a senior ran for Miami-Dade County-leading 2,208 yards and 26 touchdowns...recorded 663 rushing yards and six touchdowns in the final two games of the state playoffs...rushed for 545 yards and two touchdowns as a junior back-up to Kentucky signee Brandon Gainer...first Team All-Dade by *The Miami Herald*...member of the *Times-Union's* Florida Super 75 where he was rated as the No. 4 running back...No. 24 on the SuperPrep Elite Top 50 and No. 4 on the SuperPrep Florida 110...born March 15, 1992.

#### FREEMAN'S CAREER STATS

RUSHING							
YR.	G	RUSH	YDS	AVG	TD	LG	AVG/G
2011	12	120	579	4.8	8	41	48.3
2012	13	111	660	5.9	8	47	50.8
<b>Tot</b>	<b>25</b>	<b>231</b>	<b>1239</b>	<b>5.4</b>	<b>16</b>	<b>47</b>	<b>49.6</b>

#### RECEIVING

YR.	G	REC	YDS	AVG	TD	LG	AVG/G
2011	12	15	111	7.4	0	21	9.2
2012	13	10	86	8.6	0	28	6.6
<b>Tot</b>	<b>25</b>	<b>25</b>	<b>197</b>	<b>7.9</b>	<b>0</b>	<b>28</b>	<b>7.9</b>

#### FREEMAN'S CAREER HIGHS RUSHING

Rushes	19, at Duke 2011
Yards	148, at Maryland 2012
Longest Rush	47, at Maryland 2012
TD	2 (five times), last at Maryland 2012
Longest TD Rush	41, Maryland 2011



Devonta Freeman



## 90 • Eddie Goldman

- DT, 6-4, 313, SO
- Washington, D.C./Friendship Collegiate Academy

**2013 OUTLOOK:** One of the top defensive linemen coming out of high school who gained valuable experience in his first season with the Seminoles.

Looks to take over one of the vacated starting jobs in the defensive interior. Has good size and the ability to fire off on the snap, get into the backfield and be disruptive. Switches to No. 90 after wearing jersey No. 81 as a true freshman.

**2012:** True freshman that appeared in 10 games...had his best statistical day in a win over Wake Forest where he recorded a career-best three tackles and a tackle for loss...saw action versus Georgia Tech in the ACC Championship Game recording a tackle.

**PERSONAL:** Consensus five-star defensive tackle and a force in the interior of the line... has good size and the ability to fire off on the snap, get into the backfield and be disruptive... comes off the ball low, plays



Eddie Goldman



with leverage and shows the quickness to chase down a player in the backfield having been clocked around a 4.8 in the 40...Under Armour All-American...*USA Today* 2011 All-USA Second Team All-American...ESPNHS Second Team All-American...2012 Parade All-American and SI.com's 2011 High School First Team All-American...ranked up 38 tackles, 23 tackles for loss, 15 sacks and five forced fumbles while helping Friendship Collegiate to a 9-1 record...earned first team All-Met by the *Washington Post* as a senior offensive lineman grading out at 90 percent but was always projected as a defensive player at the next level...No. 10 player on the ESPNU 150 and No. 1 defensive tackle, No. 2 player in the region and No. 1 player in D.C. by ESPN...ranked the No. 7 prospect nationally by Rivals and No. 1 player in D.C. and No. 2 defensive tackle...No. 17 on Tom Lemming's MaxPreps Top 100...Scout ranks him as the No. 4 defensive tackle...No. 1 player in D.C., No. 3 defensive tackle and No. 14 on the Top 247 list by 247Sports...tallied 40 tackles, six sacks, one interception and one fumble recovery as a junior...born Jan. 6, 1994.

**GOLDMAN'S CAREER STATS**

YR.	G	UA	A	TOT	TFL-YDS	PBU	FF	FR	INT	SACKS
2012	10	4	4	8	1.0-4	0	0	0	0	0.0

**GOLDMAN'S CAREER HIGHS**

Tackles	3, Wake Forest 2012
Tackles for Loss	1, Wake Forest 2012



**89 • Christian Green**

- WR, 6-2, 205, R-JR
- Tampa, Fla./Catholic

**2013 OUTLOOK:** A gifted athlete whose quickness and elusiveness makes him a perfect option at slot receiver, where he will continue to compete for the starting job in 2013, but could

also be used on the outside. Converted run-pass quarterback who has made an easy transition to the wide receiver spot due to his ability to digest the offense which he showed by ranking among the top five in almost every FSU receiving category in 2011.

**2012:** Sophomore wide receiver played in all 14 games for the Seminoles...caught three passes for 33 yards on the season...grabbed a season-long 21-yard pass in the season-opening game against Murray State...secured a 10-yard pass on FSU's final drive of the Wake Forest game.

**2011:** Redshirt freshman who ranked among the top five in almost every FSU receiving category after playing in all 13 games and making four starts (Duke, Maryland, Miami, Virginia)...finished second on the team averaging 17.3 yards per catch, third in yards receiving (450) and receiving yards per game (34.6)...his 26 receptions were the fifth-most on the team...just the seventh freshman receiver in FSU history to record a 100 yard receiving game...joined with fellow freshman Rashad Greene to surpass 100 receiving yards in the game versus Wake Forest...the pair became the first freshmen tandem in FSU history to record 100 receiving yards in the same game...collected his first two career receptions against Charleston Southern in the second game of the year...exploded for seven receptions and 77 yards at Clemson...followed that performance with four catches for a career-best 102 yards at Wake Forest...logged a career-long 59-yard reception at Duke...led FSU with four catches and 55 yards versus Miami...also was selected CFN Freshman All-America honorable mention...awarded the most improved player on offense at the team's annual banquet...earned CFN Freshman All-American honorable mention honors.

**2010:** Redshirt season.

**PERSONAL:** Related to former FSU standout receiver E.G. Green...tremendous athlete and leader who directed Tampa Catholic to the 2B state championship game as a senior and the third round of the playoffs as a junior...boasted a five-star rating from Scout.com, which also listed him as the No. 5 receiving prospect nationally...held four-star rating from Rivals and was the No. 7 "athlete" nationally, the No. 9 prospect in Florida and No. 61 nationally...SuperPrep Florida 115 had him as its No. 1 player in the state...ESPN rated him the No. 9 athlete in the class and No. 53 prospect...was No. 90 prospect by MaxPreps...participated in the US Army All-American Bowl in San Antonio, Texas...checked in at No. 65 of *Sporting News'* 2010 Top 100 list...passed for 777 yards and 11 touchdowns as a senior, while adding more than 500 rushing yards...also managed four receptions for 124 yards...a SuperPrep All-America 290 choice as the No. 3 receiver nationally...*Times-Union* rates Green as the No. 1 "athlete" among its Florida Super 75...ranked No. 17 in Bill Buchalter's Florida 100 as an "athlete"...coveted by many schools, Green ultimately selected FSU over Georgia with Florida third in his pecking order...born Aug. 9, 1992.

**GREEN'S CAREER STATS**

**RECEIVING**

YR.	G	REC	YDS	AVG	TD	LG	AVG/G
2011	13	26	450	17.3	0	59	34.6
2012	14	3	33	11.0	0	21	2.4
<b>Tot</b>	<b>27</b>	<b>29</b>	<b>483</b>	<b>16.7</b>	<b>0</b>	<b>59</b>	<b>17.9</b>

**RUSHING**

YR.	G	RUSH	YDS	AVG	TD	LG	AVG/G
2011	13	2	11	5.5	0	9	0.8

**GREEN'S CAREER HIGHS**

Receptions	7, at Clemson 2011
Yards	102, at Wake Forest 2011
Longest Catch	59, at Duke 2011



**Christian Green**



**80 • Rashad Greene**

- WR, 6-0, 180, JR
- Albany, Ga./St. Thomas Aquinas (Fla.)

**Biletnikoff Award Candidate**  
**2012 Coaches All-ACC Honorable Mention**  
**2012 SI.Com All-America Honorable Mention**

**2013 OUTLOOK:** Biletnikoff Award candidate who has been FSU's leading receiver for two straight years, will look to build upon another record setting season. Smart, speedy receiver who has great hands and explosive play-making ability. Attacks the ball in the air and can pull away from defenders with his speed after making the catch. Also will see time as a punt returner and kick returner on special teams.

**2012:** Sophomore wide receiver who led the Seminoles in receptions, yards and touchdowns for a second consecutive season...played in all 14 games and made 13 starts in 2012...season worksheet showed 57 receptions for 741 yards and six receiving touchdowns...also saw time as a punt returner, where he ranked third nationally averaging 15.4 yards per return...scored the Seminoles' first touchdown of the season on a 47-yard punt return against Murray State in the opener...two weeks later returned a punt 60 yards for a score against Wake Forest...is the first Seminole since Peter Warrick in 1999 to score receiving, rushing and return touchdowns in a season...scored nine touchdowns in all, including a 10-yard run on an end-around at USF...was especially productive down the stretch with 37 receptions for 487 yards and five touchdowns over FSU's last seven games...his 39-yard catch and dash with an EJ Manuel pass delivered FSU the game-winning touchdown with 40 seconds remaining in a 28-22 triumph at Virginia Tech...finished the game with six receptions for a season-high 125 yards and two TD's against the Hokies...had a season-high nine receptions (82 yards) in the ACC Championship game win over Georgia Tech...grabbed a 6-yard TD reception with only 11 seconds to go in the first half of the Orange Bowl against Northern Illinois, finishing with five receptions for 45 yards...caught at least one pass in all 14 games and is working on a streak of 15 consecutive games with a reception dating to his MVP performance in FSU's 2011 Champs Sports Bowl win over Notre Dame.

2013 PREVIEW  
 2013 SEMINOLES  
 COACHING STAFF  
 2012 SEASON IN REVIEW  
 THIS IS FSU  
 HONORS  
 SEMINOLES IN THE PROS  
 RECORDS  
 FSU ADMINISTRATION

2011: One of the nation's most explosive freshmen receivers before an injury untracked a possible record-breaking season...named Most Outstanding Player of the Champs Sports Bowl after hauling in five catches for 99 yards and a 15-yard touchdown – all in the second half in helping rally FSU to the win over Notre Dame...named to the ACC All-Academic Football Team...earned CFN Freshman All-American honorable mention honors...despite missing four games due to an Achilles injury Greene still led FSU in catches (38), receiving yards (596), touchdown receptions (7), receiving yards per game (66.2) and also hauled in the longest pass of the season (69)...left his mark as one of the best freshman receivers in FSU history posting the second-most receptions (38), receiving touchdowns (7) and third-most receiving yards (596) by a freshman...ranked among the top five freshmen nationally in receiving touchdowns...ranked third on the team with an average of 15.7 yards per catch...would have ranked fifth in the nation for receiving yards per game among freshmen but he missed time due to injury...played in just nine games and earned starts against Oklahoma, Clemson and Wake Forest... just the sixth freshman receiver in FSU history to record a 100-yard receiving game... joined with fellow freshman Christian Green to surpass 100 receiving yards in the game versus Wake Forest as the pair became the first freshmen in FSU history to record 100 receiving yards in the same game...after his performance versus Wake Forest he now owns the freshman single game receiving record with 163 yards...became the first FSU freshman in 35 years to catch a 50-yard pass in back-to-back games and first Seminole since 1998 to catch a TD pass of 55 yards or more in consecutive games...Greene is the first FSU player since 2000 to catch a TD pass in five straight games...currently second all-time at FSU for TD receptions by a freshman, fourth for all-time receiving yards by a freshman and fifth for receptions by a freshman...started his FSU career by catching a TD pass on his very first play...went on to catch a touchdown in the first five games he played...registered career-highs in receptions (12) and yards (163) at Wake Forest... his 69-yard touchdown grab against CSU was the longest reception for a touchdown by a Seminole since Rod Owens' 98-yard score versus North Carolina in 2009...caught a team-best eight balls for 98 yards and a score at Clemson...tied the Oklahoma game at 13-13 with a 56-yard touchdown catch-and-run on third-and-28 with 9:32 remaining... first career start came against Oklahoma...sat out of Duke, Maryland, NC State and Boston College games with an injury...earned one of six freshman academic awards for his work in the classroom and voted a Top Newcomer on offense at the team's annual banquet...named to the All-ACC Academic football team...also was selected CFN Freshman All-America honorable mention.

**PERSONAL:** Speedy four-star receiver who starred for perennial state and national power St. Thomas Aquinas...ranked as the No. 10 wide receiver nationally by Scout.com, No. 20 by 247Sports and No. 29 by Rivals.com...No. 125 on the ESPN 150 and No. 20 wide receiver nationally by ESPN...had 43 receptions for 943 yards (21.9 yards per catch) with 13 touchdowns as a senior...came up big in the 2010 Class 5A State title game with six receptions for 148 yards and two touchdowns -- including a title-clinching 74-yard pass in the fourth quarter as St. Thomas Aquinas defeated Tampa Plant 29-7 and finished with a No. 3 national ranking...tallied 31 catches for 510 yards and 10 touchdowns as a junior, helping St. Thomas Aquinas to a state title...First Team *Sun-Sentinel* All-Broward County as a senior...No. 30 on Bill Buchalter's 2011 Florida Top 100 for the *Orlando Sentinel*...All-Broward County First Team by *The Miami Herald* as a senior and All-Broward County Second Team as a junior...member of the *Florida Times-Union's* Super 75 where he was rated as the No. 5 wide receiver...also a standout track & field athlete in sprints and jumps...coached in football by South Florida icon George Smith at St. Thomas Aquinas...born Sept. 23, 1992.

**GREENE'S CAREER STATS RECEIVING**

YR.	G	REC	YDS	AVG	TD	LG	AVG/G
2011	9	38	596	15.7	7	69	66.2
2012	14	57	741	13.0	6	71	52.9
<b>Tot</b>	<b>23</b>	<b>95</b>	<b>1337</b>	<b>14.1</b>	<b>13</b>	<b>71</b>	<b>58.1</b>

**RUSHING**

YR.	G	RUSH	YDS	AVG	TD	LG	AVG/G
2011	9	3	44	14.7	0	53	4.9
2012	14	4	30	7.5	1	18	2.3
<b>Tot</b>	<b>23</b>	<b>7</b>	<b>74</b>	<b>10.6</b>	<b>1</b>	<b>53</b>	<b>3.4</b>

**KICKOFF RETURN STATS**

YR.	G	NO	YDS	AVG	TD	LG
2011	9	3	65	21.7	0	24
2012	14	0	0	0.0	0	0
<b>Tot</b>	<b>23</b>	<b>3</b>	<b>65</b>	<b>21.7</b>	<b>0</b>	<b>24</b>

**PUNT RETURN STATS**

YR.	G	NO	YDS	AVG	TD	LG
2011	9	3	1	0.3	0	6
2012	14	20	307	15.4	2	60
<b>Tot</b>	<b>23</b>	<b>23</b>	<b>308</b>	<b>13.4</b>	<b>2</b>	<b>60</b>

**GREENE'S CAREER HIGHS RECEIVING**

Receptions	12, at Wake Forest 2011
Yards	163, at Wake Forest 2011
Longest Catch	71, Duke 2012
TD	2 (twice), last at Virginia Tech 2012
Longest TD Catch	69, Charleston Southern 2011

**GREENE'S CAREER HIGHS PUNT RETURNS**

Punt Returns	5, Wake Forest 2012
Yards	89, Wake Forest 2012
Longest Return	60, Wake Forest 2012
TD	1 (twice), last Wake Forest 2012
Longest TD Return	60, Wake Forest 2012



**Rashad Greene**



2013 PREVIEW  
 SEMINOLES  
 COACHING STAFF  
 2012 SEASON IN REVIEW  
 THIS IS FSU  
 HONORS  
 SEMINOLES IN THE PROS  
 RECORDS  
 ADMINISTRATION



## 12 • Jarred Haggins

- WR, 6-0, 193, SR
- Lakeland, Fla./Lakeland


**2013 OUTLOOK:** Senior slot receiver who is a converted high school quarterback whose athleticism and speed makes him an elusive receiver especially in the open field. Also a good blocker

in the run game. His experience and knowledge of the offense should make for a good final season.

**2012:** Played in 13 games as a junior...caught eight passes for a career-high 108 yards...posted a 13.5 yards per reception average which was fourth overall on the team...had an impressive game to open the season against Murray State by catching three passes for 34 yards...his career-long 42-yard catch on 3rd-and-10 in the first quarter against Boston College helped extend a drive and led to a touchdown.

**2011:** Came into the season with just one catch and was on his way to making a huge impact before breaking his right hand versus Oklahoma...finished the season with 11 catches for 94 yards, averaging 8.5 yards per catch in seven games played...had a team-best four catches for 45 yards against Oklahoma...made a miraculous comeback playing at Duke missing just two games after sustaining his hand injury...in his first career start against ULM, hauled in five catches for 28 yards from his slot position.

**2010:** Played in seven games mostly on special teams...played a few snaps on offense and recorded his first career catch on a 4-yard grab against Samford.



Jarred Haggins

**PERSONAL:** Quarterbacked the Lakeland Dreadnaughts

as a senior but moved to receiver at FSU...a three-star prospect according to both Rivals and Scout.com...finished with a No. 84 ranking in Florida Rivals Postseason Top 100...ranked No. 42 in the SuperPrep Florida 115...ESPN ranked Haggins as No. 46 athlete nationally...led Lakeland to the 5A state semifinals, losing to Tampa Plant...was a third team 5A All-State selection as a utility player in 2008 when the Dreadnaughts lost to St. Thomas Aquinas in the state championship...as a senior threw for 1,512 yards and 17 TDs with just four interceptions...rushed for 525 yards and seven TDs...passed for 1,303 yards and 14 TDs in 2008, while adding 298 rushing yards and one score...blessed with 4.4 speed...nephew of FSU assistant coach and Polk County native Odell Haggins...two-time, first team All-Polk selection...chose the Seminoles over Florida, Louisville, Ohio State, USF and Tennessee...born Jan. 17, 1992.

### HAGGINS' CAREER STATS

YR.	G	REC	YDS	AVG	TD	LG	AVG/G
2010	7	1	4	4.0	0	4	0.6
2011	7	11	94	8.5	0	24	13.4
2012	13	8	108	13.5	0	42	8.3
Tot	27	20	206	10.3	0	42	7.6

### HAGGINS' CAREER HIGHS

Receptions	5, ULM 2011
Yards	45, Oklahoma 2011
Longest Catch	42, Boston College 2012



## 33 • Kevin Haplea

- TE, 6-4, 245, SR
- Annandale, N.J./North Hunterdon/Penn State

**2013 OUTLOOK:** Transfer from Penn State who came in last fall and played in 13 games. Versatile tight end who possesses great size, hands and strength which are assets in FSU's running and

passing games. Became more acclimated to the FSU offense last spring and was set to be a key player to FSU's offensive success this fall before suffering a season-ending knee injury in the off season which leads to a redshirt season in 2013.

**2012:** Reserve tight end who played in 13 games...caught three passes for 15 yards...caught his first pass as a Seminole against Murray State on a 3-yard sideline pass from Clint Trickett...his 1-yard touchdown reception against USF helped extend the lead to 20-10...used in double-TE sets often as a run blocker...also a member of special teams.

**2011 (PENN STATE):** Played as a sophomore in every game and made three catches for 21 yards and one touchdown...also helped open running lanes for Silas Redd to gain 1,241 yards and was instrumental in Penn State leading the Big Ten in fewest sacks allowed, with 14...caught his first career touchdown on a two-yard pass from Matt McGloin in the fourth quarter of the 13-3 victory over Iowa...also made a catch against Nebraska and had a 12-yard reception against Houston in the TicketCity Bowl...saw action on 310 snaps, topped by 50 in the win over Purdue.

**2010 (PENN STATE):** Enrolled in classes at Penn State in January 2010 and was among seven true freshmen to play...played in every game and made three starts...had three catches for 39 yards, with a long reception of 23 yards at Iowa...made one catch at Minnesota...made his first career starts at Ohio State and against Indiana...had one catch for 14 yards against Michigan State...was on the field for 493 snaps, topped by 59 each against Northwestern and Florida in the 2011 Outback Bowl.

**PERSONAL:** Rated as the nation's sixth-best tight end in the 2010 recruiting class...four-star player for Coach John Mattes at North Hunterdon...Named team captain and caught 17 passes for 223 yards and two touchdowns as a junior...also played basketball and baseball...son of Gene and Melissa Haplea...father attended Navy, as did an uncle, Jerome Barker, who played football from 1977-79...grandfather played basketball at Rider...has an older sister, Megan, and a twin sister, Gretchen...majoring in sport management...born Oct. 18, 1991.

### HAPLEA'S CAREER STATS (2010-11 WITH PENN STATE)

YR.	G	REC	YDS	AVG	TD	LG	AVG/G
2010	12	3	39	13.0	0	23	3.2
2011	13	3	21	7.0	1	12	1.6
2012	13	3	15	5.0	1	11	1.2
Tot	38	9	75	8.3	2	23	2.0

### HAPLEA'S CAREER HIGHS

Receptions	2, at USF 2012
Yards	23, Iowa 2010
Longest Catch	23, Iowa 2010
TD	1 (twice), last at USF 2012
Longest TD	2, Iowa 2011



Kevin Haplea



**51 • Bobby Hart**

- OL, 6-4, 315, JR
- **Lauderhill, Fla./St. Thomas Aquinas (Fla.)**

**2013 OUTLOOK:** Athletic third-year lineman who played as a 17-year old true freshman in 2011 and started the final nine games at right tackle. Leading candidate to start at right tackle in 2013.

Versatile lineman who also has the ability to play inside at guard, where he saw some action in 2012.

**2012:** True sophomore who played in eight games seeing time mostly as a reserve guard and on the placekicking unit on special teams...played 19 snaps in the win over Murray State...saw action in a season-high 20 plays, grading out at 75 percent in the win over Wake Forest...played 10 snaps each in the wins over Duke and Boston College.

**2011:** True freshman offensive tackle who celebrated his 17th birthday during preseason camp and was inserted into the starting lineup for the final nine games of the season, including the Champs Sports Bowl...earned second team CFN Freshman All-America honors...saw limited action in the first two games of the season and didn't see the field again until he made his first career start on the road against Wake Forest on Oct. 8, when he stepped in for injured senior Andrew Datko at left tackle...was moved to right tackle the following week at Duke, where he became a fixture...his career-high five knockdowns came in the road win over the Blue Devils...posted his season-best grade of 77 in the regular season home finale against Virginia...also posted a grade of 74 with a pair of knockdown blocks against NC State...was penalty-free in three of FSU's final four regular season games...allowed just 4.5 sacks, pitching shutouts in five of his nine starts...gained valuable experience that should translate well into the future for an offensive line that was forced to use seven different lineups due to injury in 2011...earned one of six freshman academic awards for his work in the classroom and voted a Top Newcomer on offense at the team's annual banquet.

**PERSONAL:** Anchored a St. Thomas Aquinas offensive line that helped the Raiders compile 5,612 yards of total offense on their way to the 2010 Class 5A State championship and a No. 3 national ranking...rated a five-star offensive tackle by Scout.com and four-star lineman by Rivals.com...

considered a relentless drive blocker with good feet in pass protection...ranked as the No. 8 offensive tackle by Rivals.com, No. 77 nationally at any position and No. 19 in the state...Scout.com ranked him the No. 4 offensive tackle in the country...rated a four-star prospect and the No. 16 offensive tackle by 247Sports...No. 25 on the ESPNU 150 and No. 4 overall offensive tackle...selected to Under Armour All-American team...First Team All-Broward County by *Sun Sentinel* as a senior...No. 14 on Bill Buchalter's 2011 Florida Top 100 for the *Orlando Sentinel*...All-Broward County First Team by *The Miami Herald* as a senior...No. 43 on *Mobile Press-Register* Super Southeast 120...member of the *Times-Union's* Florida Super 75 where he was rated as the No. 1 offensive tackle...No. 32 on the SuperPrep Florida 110...Second Team 2A All-State offensive lineman as a junior at Fort Lauderdale's Cardinal Gibbons...coached by legendary South Florida high school coach George Smith at St. Thomas Aquinas...also played forward on a highly ranked travel AAU basketball team, playing against the likes of future NBA first round picks Jared Sullinger and Austin Rivers...qualified for state in wrestling as a sophomore...born Aug. 21, 1994.



**Bobby Hart**



**82 • Willie Haulstead**

- WR, 6-2, 215, R-SR
- **Titusville, Fla./Titusville**

**2013 OUTLOOK:** Experienced, big and physically imposing receiver, who bounced back in 2012 after missing the 2011 season with a concussion suffered in the preseason. Has great body control, hand strength and innate elusiveness which will help in returning him to his old form displayed during his 2010 season. Brings 38 career games of experience into his redshirt senior season.

control, hand strength and innate elusiveness which will help in returning him to his old form displayed during his 2010 season. Brings 38 career games of experience into his redshirt senior season.

**2012:** Redshirt junior who played in 12 games and started against the Florida Gators... caught three passes on the season...finished with 31 receiving yards...all three receptions were passes from Clint Trickett...each reception this season was on a third down play which resulted in a first down...saw a lot of action on special teams...had two tackles on kickoffs against Virginia Tech to pin them inside the 25.

**2011:** Redshirted after suffering a preseason concussion that kept him out for the season.

**2010:** True sophomore who emerged as one of Florida State's premier playmakers in the passing game after managing just one reception in 2009...led all Seminole receivers with six touchdowns and a 15.4 yards per reception average...ranked third on the team with 38 receptions, but his 587 yards ranked second...played in 13 games, but made only five starts...collected his first career touchdown in a five-reception performance against Wake Forest...had single touchdowns in games against Virginia, NC State, North Carolina and Florida...enjoyed one of the most productive games by a Seminole wideout in recent history when he caught a career-high 10 passes for a career-high 154 yards and a touchdown against North Carolina...became the second of three FSU receivers in 2010 with a 100-yard receiving game...led the team with eight plays of 25 yards or more.

**2009:** Participated in 13 games with the majority of his playing time coming on special teams...one of only two true freshman receivers to see action...one reception came in regular season finale against rival Florida on a 10-yard pass from EJ Manuel...logged 10 tackles, the most by any offensive player on the roster.

**PERSONAL:** Collected 75 receptions for 1,079 yards and 18 TDs over his final two seasons at Titusville...missed much of his senior season with a broken foot...rated a four-star prospect who earned All-Space Coast honors as a senior despite an injury...also participated in track & field at Titusville...helped open the recruiting doors to the FSU staff in the Space Coast area when he chose the 'Noles over Michigan, Purdue, USF, UCF, Auburn, Boston College and South Carolina...born Aug. 14, 1989.

**HAULSTEAD'S CAREER STATS**

YR.	G	REC	YDS	AVG	TD	LG	AVG/G
2009	13	1	10	10.0	0	10	0.8
2010	13	38	587	15.4	6	41	45.2
2011	DID NOT PLAY						
2012	12	3	31	10.3	0	15	2.8
<b>Tot</b>	<b>38</b>	<b>42</b>	<b>628</b>	<b>15.0</b>	<b>6</b>	<b>41</b>	<b>17.0</b>

**HAULSTEAD'S CAREER HIGHS**

Receptions	10, North Carolina 2010
Yards	154, North Carolina 2010
Longest Catch	41, North Carolina 2010
TD	2, Wake Forest 2010
Longest TD	15, at Virginia 2010



**Willie Haulstead**

2013 PREVIEW  
2013 SEMINOLES  
COACHING STAFF  
2012 SEASON IN REVIEW  
THIS IS FSU  
HONORS  
SEMINOLES IN THE PROS  
RECORDS  
FSU ADMINISTRATION



2013 PREVIEW  
 2013 SEMINOLES  
 COACHING STAFF  
 2012 SEASON IN REVIEW  
 THIS IS FSU  
 HONORS  
 SEMINOLES IN THE PROS  
 RECORDS  
 ADMINISTRATION



**6 • Dan Hicks**

- DE, 6-4, 260, R-SR
- Oxford, Miss./Oxford

**2013 OUTLOOK:** An outstanding athlete who makes the transition back to defensive end where he spent his first three seasons as a 'Nole before making a short-lived move to tight end last season. A top candidate for one of the starting defensive end positions where he brings experience from 26 career games. Exited spring practice as the starter at left end.

**2012:** Missed the entire season after sustaining a knee injury during fall camp.

**2011:** Redshirt sophomore who backed up Brandon Jenkins at right defensive end...a valuable member of FSU's deep defensive line rotation...played in all 13 games for the Seminoles registering 16 tackles...tallied 4.5 tackles for loss on the season...also had a pass break-up to his credit...registered a career-high two tackles for loss against Charleston Southern...twice matched his single-game high with three tackles (Charleston Southern, Clemson)...recognized with one of four community service awards given out at the end of spring practice 2012.

**2010:** Redshirt freshman who backed up All-American Brandon Jenkins at right end and played well registering 18 tackles (13 solo) in 13 games...contributed three tackles for loss and two sacks...earned first career sack against BYU...posted a career-high three tackles in road win at Miami.

**2009:** Spent his redshirt season excelling on the practice field, earning Defensive Scout Team Co-MVP honors.

**PERSONAL:** Flew under the radar as a recruit after a broken foot cost him half of his senior season...earned only a two-star rating...caught 18 passes for 285 yards as a junior tight end...earned all-district honors as a junior and was a second-team all-region choice...an outstanding athlete who was a double-figure scorer on the basketball court as a junior and senior...was a standout on the track & field team at Oxford, where he hurdled and competed in the throw events...the son of former FSU standout defensive lineman Dan Footman...chose FSU over Arkansas State...born Dec. 7, 1990.

**HICKS' CAREER STATS**

YR.	G	UA	A	TOT	TFL-YDS	PD	FF	FR	INT	SACKS
2010	13	13	5	18	3.0-13	1	2	0	0	2.0
2011	13	7	9	16	4.5-8	1	0	0	0	0.0
2012	DID NOT PLAY									
<b>Tot</b>	<b>26</b>	<b>20</b>	<b>14</b>	<b>34</b>	<b>7.5-21</b>	<b>2</b>	<b>2</b>	<b>0</b>	<b>0</b>	<b>2.0</b>

**HICKS' CAREER HIGHS**

Tackles	3 (three times), last at Clemson 2011
Tackles for Loss	2.0, Charleston Southern 2011
Sacks	1.0 (twice), last at Virginia 2010



**Dan Hicks**



**1 • Tyler Hunter**

- DB, 5-11, 197, JR
- Valdosta, Ga./Lowndes County

**2013 OUTLOOK:** Versatile defensive back, who can play either safety or corner. Serves as a punt returner and a key contributor on special teams. Looks to expand on his role as the starting nickelback where his physical play and speed contributed to one of the top defenses nationally. Had offseason surgery and missed spring practice, but should also compete for a starting job at strong safety in the fall.

**2012:** Nickelback who played in all 14 games and made three starts...starts came against Boston College, Duke and Florida...tied with All-ACC first team defensive back Xavier Rhodes for the team lead with three interceptions...tied for eighth in the ACC in interceptions...had a monster game in FSU's road win on a Thursday night at Virginia Tech recording a career high four tackles and two interceptions, including one that sealed the win for FSU...first Seminole to pick off two passes in a game since Greg Reid did it versus Virginia in 2010...Hunter's first career interception came against Miami in another big Seminole ACC road win...returned his interception against the Canes for 37 yards, the second longest interception return by a Seminole on the year...second on the team behind Rhodes for tackles by a cornerback despite making just three starts...also returned eight punts on the season and averaged 15.8 yards per return...posted a career-high five punt returns for 122 yards against Duke which included a 75-yard return for a touchdown. It was the first punt return TD of his career and tied for the ninth longest at FSU.



**Tyler Hunter**

**2011:** Played in 11 games primarily on special teams as a true freshman...tallied three tackles, one each against ULM, Charleston Southern and Boston College.

**PERSONAL:** Joined recent FSU players Greg Reid, Gerald Demps and Telvin Smith as recruits from Lowndes County High School...ranked No. 116 in the ESPNU 150 and the No. 10 safety...rated the No. 33 safety by Rivals.com and the No. 43 safety by Scout.com...earned a three-star rating from 247Sports...No. 39 on the SuperPrep Georgia 83...No. 34 on the Atlanta Journal Constitution's Top 50 Recruits...his father, Brice Hunter, was a receiver and a University of Georgia legend before his untimely death in 2004...the elder Hunter was the Bulldogs' top receiver in the early 1990s and still ranks among the school's career leaders in several offensive categories...he played for highly-respected Lowndes County coach Randy McPherson...Hunter has run a 4.50 40 and boasts a 4.33 shuttle time...born March 24, 1993.

**HUNTER'S CAREER STATS**

YR.	G	UA	A	TOT	TFL-YDS	PBU	FF	FR	INT	SACKS
2011	11	1	2	3	0.0-0	0	0	0	0	0.0
2012	14	19	7	26	0.0-0	2	0	0	3	0.0
<b>Tot</b>	<b>25</b>	<b>20</b>	<b>9</b>	<b>29</b>	<b>0.0-0</b>	<b>2</b>	<b>0</b>	<b>0</b>	<b>3</b>	<b>0.0</b>

**HUNTER'S CAREER PUNT RETURN STATS**

YR.	G	NO	YDS	AVG	TD	LG
2012	14	8	126	15.8	1	75

**HUNTER'S CAREER HIGHS**

Tackles	4 (three times), last at Virginia Tech 2012
Interceptions	2, at Virginia Tech 2012

**HUNTER'S CAREER HIGHS PUNT RETURNS**

Punt Returns	5, Duke 2012
Yards	122, Duke 2012
Longest Return	75, Duke 2012
TD	1, Duke 2012
Longest TD Return	75, Duke 2012





## 54 • Tre' Jackson

- OL, 6-4, 330, JR
- Jesup, Ga./Wayne County

**Rotary Lombardi Award Candidate**  
**2012 All-ACC Second Team**  
**2012 Coaches All-ACC Second Team**

**2013 OUTLOOK:** Starting right guard who displays good agility and strength in helping hold down the interior of the line and enters his second year as a starter. One of four starters returning from an offensive line that helped an FSU offense in 2012 go down in school history as the most productive ever racking up a school record 6,591 yards which surpassed the 2000 team for the most yards. An outstanding blocker who played a key role in FSU's resurgent running game, which averaged 205.9 yards a game and produced a single-season record 40 rushing touchdowns.

**2012:** True sophomore who stepped into the starting lineup at right guard and proved to be one of the very best in the Atlantic Coast Conference...started all 14 games and boasted the second-highest season grade – 84.7 percent – among all offensive line...his 22 knockdown blocks rank third on the team, including three each against Murray State, USF, Boston College and Virginia Tech...posted the top grade among linemen in six games...made his 15th consecutive start in the Orange Bowl, which was good for a share of the lead among offensive returnees in 2013.

**2011:** Played sparingly prior to making his first career start at right guard in the Champs Sports Bowl...played all 62 snaps in the bowl win over Notre Dame and did not allow a sack or pressure...doubled his season total of snaps against the Irish after managing just 31 in the previous seven games...missed the first five games of the season with a groin injury, but played in each of the last eight, primarily on special teams but also at guard...played 10 snaps on offense against Maryland after registering eight the previous week at Duke.

**PERSONAL:** Versatile big man who was recruited by a number of programs as both a defensive tackle and an offensive lineman...impressive physical specimen who has the frame and skill set that excites the coaching staff...garnered a three-star ranking from Rivals.com as a defensive tackle and carried a No. 60 national position rank...also ranked as the No. 78 overall player in talent-rich Georgia...Scout.com had Jackson rated as a three-star prospect at offensive guard...played his high school football at Wayne County for coach Jody Grooms...was a late bloomer in the recruiting world because he sat out his junior season with an injury...hails from the same school that produced former Seminoles' offensive tackle Tony Yeomans, who was part of FSU's heralded 1985 signing class...born Dec. 14, 1992.



**Tre' Jackson**



## 8 • Timmy Jernigan

- DT, 6-2, 294, JR
- Lake City, Fla./Columbia

**Rotary Lombardi Award Candidate**  
**Chuck Bednarik Award Candidate**  
**Outland Trophy Candidate**  
**2012 Coaches All-ACC Second Team**  
**2012 All-ACC Honorable Mention**

**2013 OUTLOOK:** One of the top defensive tackles in the country despite not being the full-time starter in 2012. Candidate for the Outland Trophy given to the nation's top interior lineman as well as the Lombardi Award given to the nation's top lineman. Explosive player off the ball, who was a disruptive force in opposing backfields as evidenced by posting the most tackles amongst all FSU interior linemen in each of his first two seasons. Steps into one of the starting spots left vacated at defensive tackle and brings experience from 26 career games which has produced 76 career tackles and 14 tackles for loss.

**2012:** Started two games and played in 13 games...ranked fourth on FSU in tackles for loss with eight...one of the leading tacklers on the team with 46...recorded starts against Murray State and Savannah State...recorded multiple tackles in 12 of his 13 games played...finished the season strong recording 22 tackles, two tackles for loss and a sack in his final four games...arguably the Seminoles' MVP in the ACC Championship Game where he recorded the team's only sack, was second on the squad with 1.5 TFL and was third on the team with nine tackles...either set or tied a career high in tackles and sacks in the game versus Georgia Tech...set single season career bests for tackles and tackles for loss...helped Florida State's defense lead the nation in yards allowed per play (3.86), rank second nationally in total defense (254.14 ypg) and rank in the top six nationally in scoring defense (14.71 ppg) and rushing defense (92.29 ypg).

**2011:** True freshman defensive tackle out of Lake City, Fla. who provided the Seminoles with a huge lift in a reserve role...earned first team Freshman All-America honors from several national outlets...was the only true freshman to see action on defense in all 13 games...led all FSU interior defensive linemen with 30 tackles and led his position group with six tackles for loss and 2.5 quarterback sacks...credited with three quarterback hurries and also had a 12-yard fumble return to his credit...posted a career-high five tackles in FSU's win over NC State, when he registered two tackles for loss – including a sack – and a fumble return...Jernigan's performance against the Wolfpack earned him ACC Defensive Lineman of the Week honors...also turned in a four-tackle performances



**Timmy Jernigan**



against Charleston Southern and Clemson...posted his first two tackles for loss and first career sack against Charleston Southern...named winner of the Devaughn Darling Award given to the top newcomer on defense at the team's annual banquet.

**PERSONAL:** Five-star defensive lineman, who was ranked No. 4 at defensive tackle in the nation by Scout.com...recorded 14 sacks as a senior at Columbia...listed as a four-star prospect ranked as the No. 2 defensive tackle by Rivals.com...ranked No. 29 in the Final Rivals 100...recorded 77 tackles, 32 tackles for loss, 14 sacks and one interception and also ran for four touchdowns on offense as a senior in 2010...2011 U.S. Army All-American...All-USA First-Team defense by *USA Today*...rated a four-star prospect, No. 2 defensive lineman and No. 17 overall player on the ESPNU 150...No. 6 on the *Gainesville Sun's* Florida Top 50 Seniors...named to the 2010 All-First Coast First Team Defense by the *Florida Times-Union*...member of the *Times-Union's* Super 75 where he was rated as the No. 1 defensive tackle...No. 8 on the SuperPrep Florida 110 and No. 35 on the SuperPrep Elite 50...No. 5 on Bill Buchalter's 2011 Florida Top 100 for the *Orlando Sentinel*...No. 9 on *Mobile Press-Register* Super Southeast 120...No. 41 on Tom Lemming's MaxPreps.com 2011 Top 100...registered 131 tackles, 27 tackles for loss, 12 sacks, three forced fumbles and three fumble recoveries and was a 3A All-State selection as a junior and a sophomore...selected the Seminoles over LSU, Alabama, Tennessee and Florida...born Sept. 24, 1992.

**JERNIGAN'S CAREER STATS**

YR.	G	UA	A	TOT	TFL-YDS	PBU	FF	FR	INT	SACKS
2011	13	16	14	30	6.0-30	0	0	1	0	2.5-19
2012	13	22	24	46	8.0-30	0	0	0	0	1.5-12
Tot	25	37	36	73	14.0-60	0	0	1	0	4.0-31

**JERNIGAN'S CAREER HIGHS**

Tackles	9, vs. Georgia Tech 2012
Tackles for Loss	2 (twice), last N.C. State 2011
Sacks	1 (three times), last vs. Georgia Tech 2012



**7 • Christian Jones**

- LB, 6-4, 235, SR
- Winter Park, Fla./Lake Howell

**Dick Butkus Award Candidate**  
**Chuck Bednarik Award Candidate**  
**Bronko Nagurski Trophy Candidate**  
**2012 All-ACC Second Team**  
**2012 Coaches All-ACC Second Team**

**2013 OUTLOOK:** One of the top overall athletes on the team and FSU's top returning tackler who started all 14 games at weakside linebacker in 2012. Makes the move to middle linebacker in new defensive coordinator Jeremy Pruitt's scheme and performed well there this past spring. An impressive physical specimen who has above average speed and quickness, which makes him one of the leading candidates for the Butkus Award, given to the nation's top linebacker. Also is a candidate for the Bednarik Award and Nagurski Trophy, both given to the nation's top defensive player.

**2012:** Started all 14 games as FSU's weakside linebacker...Seminoles leading tackler with 95 stops, which were seventh overall in the ACC...accounted for the Seminoles' only defensive score of the season in a road win at USF...had more tackles in 2012 than he had in 27 career games in 2009-2010 (74 vs. 95)...set a new career high for TFL, pass break-ups and fumble recoveries...made a huge impact for the nation's second ranked defense during the last nine games...recorded eight or more tackles in seven of the last nine games including three games with double digit tackles...in the first five games of 2012 Jones had 17 tackles; he had 14 in the next game versus NC State and 78 in the last nine games...led FSU in tackles four times and was second on the team in three other games in the last nine games...recorded a near-career high 11 tackles and a career high three tackles for loss versus Duke...three TFL in the Duke game doubled his season total in just one quarter of play...set a career high with 14 tackles versus NC State...added 10 tackles in the win over Northern Illinois in the Orange Bowl...helped Florida State's defense lead the nation in yards allowed per play (3.86), rank second nationally in total defense (254.14 ypg) and rank in the top six nationally in scoring defense (14.71 ppg), rushing defense (92.29 ypg), pass defense (161.86 ypg), pass efficiency defense (95.43) and opponent three-and-outs (6.29 per game).

**2011:** First-year starter at strongside linebacker who finished second on the team in tackles (56) after starting all 13 games...also had six tackles for loss, three sacks and a team-high two forced fumbles on the season...recorded a career-best nine tackles against NC State, while matching his career-best with one sack...had two tackles and a sack against ULM...made eight tackles versus Oklahoma...added seven stops at Clemson...totaled five tackles at Wake Forest and versus Maryland...forced a fumble at Duke and against NC State...also excelled on special teams and was voted one of three Mr. Versatiles at the FSU annual awards banquet.

**2010:** True freshman who saw action in all 14 games on special teams and some spot duty at linebacker...registered 18 tackles (11 solo, seven assisted) and tallied three sacks and three tackles for loss...also had a pass break up and a fumble recovery...tallied a season-high six tackles (three solo stops, three assisted) in a win at Virginia...added sacks against Samford, Virginia and Maryland...first career fumble recovery came against South Carolina in the Chick-fil-A Bowl...recipient of the Devaughn Darling Award, given to the top freshman on the defense...named fifth team All-Freshman Defense by Phil Steele.

**PERSONAL:** Widely regarded as one of the nation's elite athletes not only at outside linebacker, but across the board...an FSU legacy player whose father Willie Jones, Sr. starred for the 'Noles at defensive end, a position also played by his brother Willie Jones, Jr...carried a five-star rating by Rivals...Rivals ranked the Lake Howell star as the No. 2 outside linebacker in the country, the No. 2 prospect in Florida and the 20th-best player nationally...Scout.com listed him as a four-star prospect and the No. 5-rated outside linebacker in the country...ESPN ranked Jones as No. 2 outside linebacker and No. 27 prospect overall...MaxPreps gave him a No. 71 national ranking...SuperPrep All-America 290 had him listed as the No. 2 outside linebacker in the nation and No. 2 player in the state, bestowing the honor of SuperPrep Dixie Defensive Player of the Year...checked in at No. 20 on *Sporting News'* Top 100 list of players nationally...rolled up 126 tackles, including 12 for losses and four sacks as a senior...had 160 stops as a junior and finished three-year Lake Howell career with 326 tackles...No. 1 outside linebacker on Florida Super 75 by the *Times-Union*...rated No. 7 player overall on Bill Buchalter's Florida 100 and No. 2 linebacker...participated in the Under Armour All-Star Game... born Feb. 18, 1991.

**JONES' CAREER STATS**

YR.	G	UA	A	TOT	TFL-YDS	PBU	FF	FR	INT	SACKS
2010	14	11	7	18	3.0-20	1	0	1	0	3.0-20
2011	13	33	23	56	6.0-20	2	2	1	0	3.0-16
2012	14	48	47	95	7.0-19	3	0	2	0	0.0
Tot	41	92	77	169	16.0-59	6	2	4	0	6.0-36

**JONES' CAREER HIGHS**

Tackles	14, at NC State 2012
Tackles for Loss	3.0, last Duke 2012
Sacks	1, (six times) last at Florida 2011



**Christian Jones**

2013 PREVIEW  
 2013 SEMINOLES  
 COACHING STAFF  
 2012 SEASON IN REVIEW  
 THIS IS FSU  
 HONORS  
 SEMINOLES IN THE PROS  
 RECORDS  
 ADMINISTRATION



**20 • Lamarcus Joyner**

- DB, 5-8, 190, SR
- Ft. Lauderdale, Fla./St. Thomas Aquinas (Fla.)

- Jim Thorpe Award Candidate**
- Chuck Bednarik Award Candidate**
- Bronko Nagurski Trophy Candidate**
- Lott Impact Trophy Candidate**
- Paul Hornung Award Candidate**
- 2012 All-ACC First Team**
- 2012 Coaches All-ACC First Team**

**2013 OUTLOOK:** Explosive athlete who is considered one of the top defensive backs in the country. Expected to see more time playing corner in 2013, where he played during the spring after spending the last two seasons as the starting strong safety. One of the top defensive candidates for the Thorpe Award (nation's top defensive back), Bednarik Award (nation's top defensive player), Nagurski Trophy (nation's top defensive player), Lott Impact Trophy (nation's top defensive player) and Paul Hornung Award (most versatile college player). Displays tremendous range because of his great speed which allows him to cover a lot of ground in the secondary. One of the top kick returners in FSU history.

**2012:** Seminole leader in the secondary and on the defensive side of the ball...started all 14 games on the season and has now started 27 consecutive games at safety...has played in every game since he arrived at Florida State as a freshman in 2010...had the third-longest interception return of the season when he took a pick back 33 yards versus Boston College...interception versus BC was his sixth of his FSU career...recorded multiple tackles in 12 of 14 games... added his second TFL in the Orange Bowl against Northern Illinois...led FSU in kick returns, kick return yardage and had the longest kick-off return of the season...returned five kick-offs for 185 yards including a 90 yarder versus Clemson in a top-10 win for the Seminoles...named ACC Specialist of the Week following his performance against Clemson... in the seven games in which he returned



Lamarcus Joyner

a kick, he had a return of 30 or more yards in three of those contests...helped Florida State's defense lead the nation in yards allowed per play (3.86), rank second nationally in total defense (254.14 ypg) and rank in the top six nationally in scoring defense (14.71 ppg), rushing defense (92.29 ypg), pass defense (161.86 ypg), pass efficiency defense (95.43) and opponent three-and-outs (6.29 per game).

**2011:** First-year starter at safety who returned to his natural position during spring practice and went on to start all 13 games...earned All-ACC second team honors after ranking fourth on the team with 54 tackles adding two tackles for loss, one sack and three pass break-ups...closed his sophomore season with a memorable performance in the Champs Sports Bowl win over Notre Dame tallying seven tackles and snagging his team-high fourth interception...also added a career-long 77-yard kickoff return against Notre Dame, which was also the third-longest in FSU bowl and Champs Sports Bowl history...added a career-best eight stops versus Oklahoma and had his second interception of the season...made his first career TFL at Duke...his first career sack came at Boston College...snagged his third interception of the season and made four stops versus Miami...tied for fourth in the ACC in interceptions (4)...also led the team in kickoff returns (13) and kickoff return yards (397) while averaging 30.5 yards per return, which would have led the ACC had he averaged 1.2 returns a game...had six returns of 30 or more yards including a 37-yard return against Charleston Southern and two 30-yard returns in the last two regular season games against Virginia (32 yards) and Florida (34 yards)...named the most improved player on defense and a winner of the Bob Crenshaw Award at the team's annual banquet... recognized for his work in the classroom with one of eight sophomore academic awards and at the annual team banquet.

**2010:** True freshman cornerback who played in all 14 games and finished with 23 tackles, two pass break-ups and one interception...made an impact on kickoff returns and added five returns for 74 yards at Oklahoma and four returns for 112 yards in the ACC Championship Game against Virginia Tech...named fourth team All-Freshman Defense by Phil Steele.

**PERSONAL:** One of the nation's top prospects overall out of powerhouse St. Thomas Aquinas...became the fourth USA Today National Defensive Player of the Year to sign with Florida State, joining Derrick Brooks, David Warren and Antonio Cromartie...earned a five-star rating from both Rivals and Scout.com...Rivals ranked him No. 1 prospect in Florida and No. 1 cornerback nationally (No. 14 player overall)...Scout ranked him as the No. 2 cornerback prospect in the country...No. 1 cornerback nationally according to ESPN and No. 6 prospect overall...MaxPreps ranked Joyner No. 15 overall...helped his team to a 13-1 record with the lone blemish coming to Bradenton Manatee in 5A state semifinal...selected to play in the Under Armour All-American game...rolled up 1,090 all-purpose yards on just 79 touches as a senior...accounted for 11 touchdowns, highlighted by three kickoff returns for scores, where he averaged 39.6 yards per return...had four rushing and four receiving touchdowns...had only 14 tackles (12 solo) from his cornerback position as opponents stayed away from his side of the field...played three seasons at Miami Southwest, piling up 112 tackles, four sacks and an interception as a junior...also scored five touchdowns on special teams (four kickoffs, one punt return)...offensively had 17 receptions for 482 yards and seven TDs...had more than 100 tackles as a sophomore linebacker and accounted for more than 1,000 yards on offense... SuperPrep ranked Joyner No. 10 in its Florida 115...No. 15 player nationally on *Sporting News'* Top 100...member of *Times-Union's* Florida Super 75 where he was rated No. 1 cornerback...No. 2 overall prospect in Bill Buchalter's Florida Top 100 where he ranked as No. 2 "athlete"... selected the Seminoles over Alabama, Florida, Georgia, Miami, Ohio State, Notre Dame and USC...born Nov. 27, 1990.

**JOYNER'S CAREER STATS**

YR.	G	UA	A	TOT	TFL-YDS	PBU	FF	FR	INT	SACKS
2010	14	18	5	23	0.0-0	2	0	0	1	0.0
2011	13	38	16	54	2.0-7	7	0	0	4	1.0-3.0
2012	14	27	24	51	1.5-7	5	0	0	1	0.0
Tot	41	83	45	128	3.5-14	17	0	0	6	1.0-3.0

**JOYNER'S CAREER KICKOFF RETURN STATS**

YR.	G	NO	YDS	AVG	TD	LG
2010	14	16	329	20.6	0	42
2011	13	13	397	30.5	0	77
2012	14	18	424	23.6	0	90
Tot	41	47	1150	24.5	0	90

**JOYNER'S CAREER HIGHS**

Tackles	8, Oklahoma 2011
Tackles for Loss	1 (twice), last at Boston College 2011
Interceptions	1 (six times), last Boston College 2012
Sacks	1, at Boston College 2011

**JOYNER'S CAREER HIGHS KICKOFF RETURNS**

Returns	5, Clemson 2012
Yards	185, Clemson 2012
Long	90, Clemson 2012

2013 PREVIEW  
 2013 SEMINOLES  
 COACHING STAFF  
 2012 SEASON IN REVIEW  
 THIS IS FSU  
 HONORS  
 SEMINOLES IN THE PROS  
 RECORDS  
 ADMINISTRATION  
 FSU



2013 PREVIEW  
 2013 SEMINOLES  
 COACHING STAFF  
 2012 SEASON IN REVIEW  
 THIS IS FSU  
 HONORS  
 SEMINOLES IN THE PROS  
 RECORDS  
 FSU ADMINISTRATION



**83 • Christo Kourtzidis**

- TE, 6-4, 235, SO
- Orange, Calif./Lutheran

**2013 OUTLOOK:** Big, physical tight end who is a good blocker off the line as well as a good receiver in the passing game. Suffered a shoulder injury early into spring practice and sat out spring after surgery. Will see more time in 2013 as he was on pace to have a good spring entering his second season in the system.

**2012:** True freshman who played in eight games seeing time on offense but also on special teams...earned first career start against Savannah State and also saw action against Murray State, Wake Forest, Boston College, Duke, Maryland, Georgia Tech and Northern Illinois...first career reception - a 13-yard gain - came in the second half against Savannah State.

**PERSONAL:** Four-star tight end prospect known for strong hands and the ability to catch the ball away from his body, fight for yards after the catch and break arm tackles...can play from an in-line position or flexed out wide as a receiver...excels as a blocker and will only get better at the next level...named Orange County all-region first team by ESPNLA.com...hauled in 38 receptions for 416 yards and four TD receptions as a senior in 2011...caught 29 passes for 429 yards as a junior...earned MaxPreps California Division I all-state first team honors...also picked up All-Orange County and All-Pac 5 Division honors...ranked No. 7 on the Top 50 senior football recruits by OCVarsity.com...rated a four-star prospect ranking as the No. 11 tight end by Scout.com, a four-star prospect as the No. 8 tight end by 247Sports, No. 25 player in the state of California and 219th player on the Top247 list...a four-star prospect as the No. 8 tight end, No. 25 player and 194th overall player by Rivals...earned a three-star rating by ESPN as the No. 26 tight end nationally, No. 61 prospect in the state of California and No. 91 regionally...two-way player at Lutheran HS playing tight end and defensive end...born Aug. 10, 1983.



**Christo Kourtzidis**

**KOURTZIDIS' CAREER STATS**

YR.	G	REC	YDS	AVG	TD	LG	AVG/G
2012	8	1	13	13.0	0	13	1.6



**99 • Nile Lawrence-Stample**

- DT, 6-1, 313, R-SO
- Fort Lauderdale, Fla./Nova

**2013 OUTLOOK:** Promising young interior lineman who is coming off a solid first season with the Seminoles. Continues to develop into a disruptive presence especially in short-yardage and goal-line situations which he did well last fall camp and at times during the season. Adds even more depth to an already talented and deep unit.

**2012:** Redshirt freshman who played in eight games for the Seminoles...totalled 10 tackles (four unassisted) and added a tackle for a loss...registered a career-high four tackles in the win over Boston College...added two tackles in the win over Wake Forest...had half tackles for loss against Wake Forest and Maryland.

**2011:** Redshirt season.

**PERSONAL:** A four-year starter who played middle linebacker as a junior before moving to defensive tackle as a senior...despite playing defensive tackle for the first time in his life as a senior, became a dominating presence on the Nova defensive line, regularly drawing double- and occasionally triple-team attention...finished the 2010 campaign with 47 tackles, six sacks and a forced fumble...four-star prospect who was ranked the No. 29 defensive tackle by Rivals.com...rated a four-star prospect and the No. 14 defensive tackle by 247Sports...three-star prospect by Scout.com who was the No. 37 defensive tackle...named First Team All-Broward County by the *Sun Sentinel* as a senior...No. 80 on Bill Buchalter's 2011 Florida Top 100 for the *Orlando Sentinel*...No. 71 on the SuperPrep Florida 110...was a big hit at a Miami combine with a 4.9 in the 40-yard dash...All-Broward County First Team by *The Miami Herald* as a senior...member of the *Florida Times-Union's* Florida Super 75 where he was rated as the No. 3 defensive tackle...No. 146 on the ESPNU 150 and rated the No. 13 overall defensive tackle...coached by Bill Hobbs...as a junior middle linebacker at Nova, registered over 100 tackles...born July 14, 1992.

**LAWRENCE-STAMPLE'S CAREER STATS**

YR.	G	UA	A	TOT	TFL-YDS	PBU	FF	FR	INT	SACKS
2012	8	4	6	10	1.0-2	0	0	0	0	0.0-0

**LAWRENCE-STAMPLE'S CAREER HIGHS**

Tackles	4, Boston College 2012
Tackles for Loss	0.5 (twice), last at Maryland 2012



**Nile Lawrence-Stample**



**53 • Sterling Lovelady**

- OL, 6-3, 291, JR
- Navarre, Fla./Navarre

**2013 OUTLOOK:** Versatile lineman who can play either center, guard or tackle. Another experienced lineman who has played in 12 games in two seasons with the Seminoles.

**2012:** Reserve lineman who played in six games (Murray State, Savannah State, Wake Forest, Boston College, Duke, Maryland)...posted a season-high grade of 77 percent against Savannah State...played 10 snaps against Boston College and Duke.

**2011:** True freshman who played in six games and earned a season-high 22 snaps against Charleston Southern...logged 10 snaps against Maryland...also was used as part of the PAT and field goal blocking units on special teams.

**PERSONAL:** Enrolled early in January 2011...three-year starter at offensive tackle for Navarre High School where he was coached by Chad Lashley...projected as a center or interior lineman in college...helped lead his team to the Region 1 4A title game and a school-record 11 wins as a senior...Navarre finished 11-2 overall and ranked No. 10 in 4A...three-star recruit and No. 7 center prospect by Rivals.com...rated the No. 13 center by Scout.com and a three-star prospect by 247Sports...No. 15 center according to ESPN...the first Navarre football player to sign with a Bowl Championship Series member school and one of the few prep football players from the Pensacola area to ever complete his high school requirements in December and join a major college football program before his senior class graduated...member of the *Times-Union's* Florida Super 75 where he was rated as the No. 1 center...born July 14, 1993.



**Sterling Lovelady**



**10 • Sean Maguire**

- QB, 6-3, 215, R-FR
- Sparta, N.J./Seton Hall Prep

**2013 OUTLOOK:** One of the top pro-style quarterbacks in the country coming out of high school who enters the fall in the battle for the starting spot vacated by EJ Manuel. Spent his first season

at FSU as one of the scout team quarterbacks doing a really nice job in helping one of the nation's top defenses prepare for opposing quarterbacks. A natural pocket passer who is suited for a multiple pro-style scheme despite running a wing-T offense in high school which didn't allow for many passing opportunities. Displays good arm strength, touch, the ability to change ball speeds and accuracy to all three levels. Performed well during his first spring practice which ended with him completing 6-of-13 passes for 113 yards and a score in the annual Garnet & Gold game.

**2012:** Redshirt season

**PERSONAL:** One of the top pro-style quarterbacks in the country and New Jersey's top-rated quarterback in the 2012 class...a four-star prospect by ESPN and three-star QB by Rivals, Scout and 247Sports...gained varsity exposure as a freshman and led Seton Hall Prep to a 19-3 record as a sophomore and junior...completed 70 of 141 passes for 1,161 yards and 14 TDs as a junior, making third team All-Essex County for *The Star-Ledger*... earned first team All Non-Public and first team All-Essex by *The Star-Ledger* after completing 74-of-154 passes for 1,183 yards, 12 TDs and 4 INTs as a senior...also named Super Essex Conference first team as a senior... finished his career at Seton Hall Prep completing 105-of-224 passes for 1,881 yards, 20 TDs and 6 INTs...named to the 2012 USA Football National Team (U19) for the 2012 International Bowl on Feb.1... ranked by ESPN as the No. 13 QB prospect nationally, No. 4 player in New Jersey and No. 18 player regionally...rated the No. 18 pro-style QB by 247Sports and No. 14 player in the state...No. 26 player in New Jersey by Rivals and No. 50 quarterback by Scout... born March 11, 1994.



**Sean Maguire**



**70 • Josue Matias**

- OL, 6-6, 322, JR
- Union City, N.J./Union City

**2012 Coaches All-ACC Honorable Mention**

**2013 OUTLOOK:** Starting left guard who displays good agility and strength in helping hold down the interior of the line entering his second year as a starter. One of four starters returning from an offensive line that helped the FSU offense in 2012 go down in school history as the most productive ever racking up a school record 6,591 yards which surpassed the 2000 team for the most yards. An outstanding blocker who played a key role in FSU's resurgent running game, which averaged 205.9 yards a game and produced a single-season record 40 rushing touchdowns.

**2012:** True sophomore and first-year starter at left guard for all 14 games...an agile and relentless run-blocker as evidenced by his team-leading 31 knockdown blocks...had three or more knockdowns in seven games, including a season-high five against Murray State...posted a season-long grade of 79.1 percent, but was even more impressive down the stretch...graded out at 82 or better in each of the last six games, including a season-high 91 percent against Duke...made his 15th consecutive start in the Orange Bowl, which is good for a share of the lead among offensive returnees in 2013.

**2011:** Fifth true freshman to see action on the offensive line making his first career start against Notre Dame in the Champs Sports Bowl...began the year working at offensive tackle but also picked up repetitions at the guard position...ended his season on a high note grading out at 84 percent from his left guard position - 85 on running plays; 83 on pass plays in the Champs Sports Bowl win against Notre Dame...played in seven games overall...earned 10 snaps at tackle against Maryland...played 22 snaps against Charleston Southern.

**PERSONAL:** One of New Jersey's finest prospects as a lineman because of his size and agility...a four-star prospect by Rivals.com and Scout.com who missed his entire senior season as he recuperated from a leg injury...ranked the No. 25 offensive tackle nationally and No. 9 best player in the state of New Jersey...rated the No. 13 offensive tackle by ESPN, No. 27 offensive tackle by Scout.com and No. 18 offensive tackle by 247Sports...named First Team All-Hudson Area by the *Star-Ledger* as a junior in 2009... No. 12 on the SuperPrep New Jersey 35...maxes out at 350 pounds in the bench press...became the second touted offensive lineman from New Jersey that FSU landed in two of the last three years joining Daniel Foose...Matias selected Florida State over Rutgers from a lengthy list of additional options...born Jan. 6, 1993.



**Josue Matias**



2013 PREVIEW  
2013 SEMINOLE  
COACHING STAFF  
2012 SEASON IN REVIEW  
THIS IS FSU  
HONORS  
SEMINOLE IN THE PROS  
RECORDS  
ADMINISTRATION



**97 • Demonte McAllister**

- DT, 6-2, 298, R-SR
- Tampa, Fla./Alonso

**2013 OUTLOOK:** Experienced interior lineman, who has some of the best hands among the defensive linemen allowing him to get off blocks and disrupt plays in the back field. Ended up being the

second-leading tackler amongst the interior linemen in 2012, which is still one of the deepest units for the Seminoles. Looking to take over one of the full-time starting spots. Missed spring practice while recovering from shoulder surgery.

**2012:** Played in 13 games providing depth on the interior of the vaunted FSU defensive front...finished third on the team in sacks behind only consensus All-American Bjoern Werner and honorable mention All-American Cornelius Carradine...seventh on the team in tackles for loss...4.5 of his five TFL came in the last five games...recorded four tackles, a forced fumble, a sack and 1.5 TFL in the Seminoles' big Thursday night road win at Virginia Tech...set a career high for tackles with five versus Clemson and then matched that total in two of the final three games versus Florida and in the ACC Championship Game versus Georgia Tech...nearly half of his tackles (16) came in the last five games of the season...

sacks came versus BC and then in back-to-back games against Virginia Tech and Maryland, as well as in the Orange Bowl against Northern Illinois.

**2011:** Redshirt sophomore defensive tackle who played in all 13 games...also saw action along the offensive line on special teams...limited by injuries early on this season, but played a more prominent role down the stretch...tallied five tackles on the season, including three solo stops.

**2010:** A redshirt freshman who was a valuable member of the defensive tackle rotation in his first season...appeared in 12 games in a reserve role...made the most of limited playing time, registering 16 tackles, including seven tackles for loss, which ranked third on the team...also credited with three quarterback sacks...posted a career-high four tackles and a pass breakup at Virginia...twice notched two tackles for loss in a game (Oklahoma, Virginia)...had 1.5 sacks against Samford in his collegiate debut...did not play against North Carolina and Maryland...named fifth-team Freshman All-America by Phil Steele, CFN Freshman All-American Honorable Mention and Rivals.com All-ACC Freshman Team.

**2009:** Suffered a knee sprain early in preseason practice, leading to a redshirt season.

**PERSONAL:** Played defensive end at Alonso High School, where he earned a four-star rating...selected to play in the Under Armour All-American game...in two seasons recorded nearly 50 tackles for loss and 30 sacks...earned MVP honors for his performance in the Hillsborough County East vs. West All-Star game after recording two sacks...outstanding athlete who played basketball as a junior...the oldest of four children raised by his mother Katina Daniels...born Feb. 23, 1990.

**McALLISTER'S CAREER STATS**

YR.	G	UA	A	TOT	TFL-YDS	PBU	FF	FR	INT	SACKS
REDSHIRT SEASON										
2009										
2010	12	8	8	16	7.0-22	1	0	0	0	3.0-14
2011	13	3	2	5	0.0-0	0	0	0	0	0.0
2012	13	12	21	33	5.0-31	0	1	0	0	3.5-27
<b>Tot</b>	<b>38</b>	<b>22</b>	<b>31</b>	<b>53</b>	<b>11.0-49</b>	<b>1</b>	<b>1</b>	<b>0</b>	<b>0</b>	<b>5.5-39</b>

**McALLISTER'S CAREER HIGHS**

Tackles	5 (three times), last vs. Georgia Tech 2012
Tackles for Loss	2, (twice) last at Virginia 2010
Sacks	1.5, Samford 2010



**Demonte McAllister**



**55 • Jacobbi McDaniel**

- DT, 6-0, 295, R-SR
- Greenville, Fla./Madison County

**2013 OUTLOOK:** Veteran interior lineman who redshirted last fall after a season-ending injury kept him out of the second half of

2011 and spring practice. One of FSU's top defensive tackles who excels at controlling the gap. Brings starting experience and should be in the mix to take over one of the vacated starting spots on defense.

**2012:** Redshirt season.

**2011:** True junior who was off to an outstanding start before suffering a season-ending ankle injury at Duke...played in each of FSU's first six games, including starts against No. 1 Oklahoma and at Duke...suffered a broken ankle in the opening series of the Duke game...had nine tackles including one tackle for loss in just over five games.

**2010:** True sophomore who was a fixture at defensive tackle for the Seminoles, despite playing most of the season with an elbow injury...started all 14 games...established new single-season highs with 31 tackles and 5.5 tackles for loss...had two pass breakups on the season and collected his first career interception against Wake Forest...opened the year with a season-high two tackles for loss against Samford...had a season-best five tackles against Boston College, when the Seminoles limited the Eagles to minus-2 yards over 18 snaps in FSU territory.

**2009:** Played in all 13 games as a true freshman and made two starts, both at home against Georgia Tech and NC State...was extremely productive, leading all FSU interior linemen with 25 tackles, including 13 solo stops...registered four tackles for loss, including one against Miami in his FSU debut...followed a week later with two tackles for loss against Jacksonville State, which included his first career sack...forced fumbles against Jacksonville State and Boston College to share the team lead in that category...earned freshmen All-ACC honors from Sporting News and was on Phil Steele's third team Freshmen All-American squad.

**PERSONAL:** Regarded as one of the top high school players in the entire nation...ESPN and *Sporting News* rated him No. 5 prospect overall and No. 1 defensive tackle...a five-star prospect who earned *USA Today* first team All-American honors and was an Under Armour All-American...registered 22 sacks over his final two seasons at Madison County High...had 30 tackles for loss in leading his team to the 2A state title in 2007...a three-sport athlete who also played basketball and starred on the baseball diamond...batted .589 with 13 homers as a senior and was selected by the Milwaukee Brewers in the 33rd round of the 2009 Major League Baseball Draft...born Oct. 8, 1989.

**McDANIEL'S CAREER STATS**

YR.	G	UA	A	TOT	TFL-YDS	PD	FF	FR	INT	SACKS
2009	13	13	12	25	4.0-16	0	2	0	0	1.0
2010	14	15	16	31	5.5-23	3	0	0	1	0.5
2011	6	1	8	9	1.0-1	0	0	0	0	0.0
REDSHIRT SEASON										
<b>Tot</b>	<b>33</b>	<b>29</b>	<b>36</b>	<b>65</b>	<b>10.5-40</b>	<b>3</b>	<b>2</b>	<b>0</b>	<b>1</b>	<b>1.5</b>

**McDANIEL'S CAREER HIGHS**

Tackles	6, Maryland 2009
Tackles for Loss	2 (twice), last Samford 2010
Sacks	1, Jacksonville State 2009
Interceptions	1, Wake Forest 2010



**Jacobbi McDaniel**



**11 • Derrick Mitchell**

- DT, 6-4, 295, R-SO
- Jacksonville, Fla./First Coast

**2013 OUTLOOK:** Third-year defensive lineman, who was hit by the injury bug early on in his FSU career. Displays good hips and a good first-step. Despite missing some of spring practice in 2012

with a knee injury, exited spring in the mix at one of the interior tackle spots on a very deep and talented unit. Returned to that form this spring and spent most of the time as one of the first team defensive tackles. Expected to be a big contributor in 2013.

**2012:** Sat out the season after recovering from a back injury.

**2011:** Redshirt season...recognized for his work in the classroom with one of six freshman academic awards at the annual team banquet.

**PERSONAL:** A quick defensive tackle, listed as a four-star prospect by Scout.com and a three-star prospect by Rivals.com...considered to have great hips and an outstanding first step...ranked as the No. 20 defensive tackle and the No. 233 player nationally by Rivals.com and the No. 28 defensive tackle by Scout.com...rated a four-star prospect and the No. 7 defensive tackle and the No. 98 player nationally by 247Sports...a standout at First Coast High School where he was a teammate of former Seminole Eric Beverly...First Team All-First Coast defensive lineman by Florida Times-Union as a senior...posted stunning numbers with 17.5 sacks and 89 tackles, including 42 for loss, while forcing four fumbles...named second team 5A All-State as a junior when he helped his team reach the state playoffs...No. 97 on Bill Buchalter's 2011 Florida Top 100 for the *Orlando Sentinel*...member of the *Florida Times-Union's* Super 75 where he was rated as the No. 4 defensive tackle in the state...rated the No. 18 overall defensive tackle by ESPN...rated No. 45 in the *Gainesville Sun's* top 50 seniors list for the state of Florida...No. 26 on the SuperPrep Florida 110...Mitchell's father, also named Derrick Mitchell, lettered in basketball for the Seminoles in 1988 and 1989...born Feb. 1, 1993.



**51 • Giorgio Newberry**

- DE, 6-6, 280, R-SO
- Fort Pierce, Fla./Fort Pierce Central

**2013 OUTLOOK:** Promising defensive lineman who will be in the mix for one of the starting jobs at defensive end this fall after leaving spring practice listed second on the depth chart at left end.

Displays a good motor and explosiveness off the ball.

**2012:** Redshirt freshman defensive end who saw action in 13 games...totaled 13 tackles for the Seminoles...recorded at least one tackle in his first six games of the season...had four solo tackles for the season...recovered a fumble in the third quarter as well as forced a fumble in the fourth quarter of the season opening game against Murray State.

**2011:** Redshirt season.

**PERSONAL:** A four-star defensive end who enjoyed a stellar senior season recording 83 tackles, 14 tackles for loss and eight sacks...ranked the No. 10 strongside defensive end by Rivals.com and No. 18 defensive end by Scout.com...rated a four-star prospect by 247Sports...named first team All-Area defensive end by TCPalm...finished his junior season with 40 tackles and three sacks while also garnering first team All-Area honors...No. 17 on Bill Buchalter's Florida Top 100 for the *Orlando Sentinel*...member of the *Florida Times-Union's* Super 75 where he was rated as the No. 3 defensive end...No. 54 on the *Sporting News* Top 100...No. 27 on the ESPNU 150 and No. 3 overall athlete...selected to the Under Armour All-American team...played right tackle, left tackle and even some center in high school and did the same in the Under Armour All-American game despite being projected to play defense in college...No. 67 on Tom Lemming's MaxPreps.com Top 100...rated No. 25 in the *Gainesville Sun's* top 50 seniors list for the state of Florida...No. 19 on the SuperPrep Florida 110...chosen by ESPN760 as the No. 3 player in the 10 players to watch in Palm Beach County and the Treasure Coast...coached by Chris Hutchings...born Nov. 26, 1991.

**NEWBERRY'S CAREER STATS**

YR.	G	UA	A	TOT	TFL-YDS	PBU	FF	FR	INT	SACKS
2012	13	4	9	13	0.0-0	2	1	1	0	0.0

**NEWBERRY'S CAREER HIGHS**

Tackles 2 (twice), last at Maryland 2012



**Giorgio Newberry**



**5 • Reggie Northrup**

- LB, 6-1, 223, SO
- Jacksonville, Fla./First Coast

**2013 OUTLOOK:** Second-year linebacker who immediately stepped in and made an impact on special teams as well as on the defense late in games. Strong and athletic backer, who showed

up on the depth chart last fall as the backup at weakside linebacker and maintains that same spot heading into the fall.

**2012:** Freshman linebacker that played in 13 games for the Seminoles...posted 10 tackles...had a career day against Boston College recording six total tackles (four solo)...also recorded a tackle for loss in the fourth quarter against the Eagles...also was a key contributor on kickoff and punt return coverage teams.

**PERSONAL:** Four-star linebacker with exceptional athleticism who continues the pipeline from First Coast High School to FSU...analysts were impressed with his ability to make plays all over the field consistently locating runners and tackling them to the ground...rated a four-star linebacker by Rivals, Scout, 247Sports and ESPN...Rivals had him as the No. 30 linebacker and No. 40 player in Florida...No. 35 outside linebacker and No. 37 player in state of Florida by 247Sports...ranked as the No. 28 linebacker, No. 42 overall player in Florida by ESPN...listed as the No. 112 prospect on the Mobile Register's Super Southeast 120...earned *Florida Times-Union* All-First Coast Defensive Player of the Year honors as a senior recording 165 tackles, including 39.5 behind the line in leading the Buccaneers to the Class 7A championship game and a 13-win season...named to the 2011 Times-Union Super 24...as a junior, finished with 110 tackles, eight sacks, two forced fumbles and one fumble recovery for a touchdown...born Oct. 17, 1993.

**NORTHROP'S CAREER STATS**

YR.	G	UA	A	TOT	TFL-YDS	PBU	FF	FR	INT	SACKS
2012	13	5	5	10	1.0-0	0	0	0	0	0.0

**NORTHROP'S CAREER HIGHS**

Tackles	6, Boston College 2012
Tackles for Loss	1, Boston College 2012



**Reggie Northrup**





## 35 • Nick O'Leary

- TE, 6-3, 246, JR
- Palm Beach, Fla./Dwyer

### John Mackey Award Candidate 2012 Coaches All-ACC Honorable Mention

**2013 OUTLOOK:** One of the top tight ends in the country who is a candidate for the Mackey Award. Hard-nosed, old-school player who doesn't wear gloves and possesses strong hands with a knack for finding the ball whenever it comes in his direction. Displays great versatility which allows him to flex out wide as a receiver, line-up close on the line or be used in the backfield as a H-Back. His blocking was instrumental in FSU's resurgent running game, which produced 2,882 yards and a single-season school record 40 rushing touchdowns while his pass catching skills aided in a school record 6,591 total yards of offense.

**2012:** Second-year starter at the tight end position, where he became a key contributor in both the passing and running game for the Seminoles...appeared in 13 games with 11 starts...established new single-season highs for receptions (21), yards (252) and touchdowns (3)...registered the most productive season for an FSU tight end for receptions and yards since 2006 and most touchdowns since 1994 (Melvin Pearsall, 5)...scored in three consecutive games with a two-point conversion reception at Virginia Tech, followed by touchdown grabs at Maryland and against Florida...established a new career-high with four receptions at USF.

**2011:** True freshman tight end who played in all 13 games and registered a pair of starts - his first career start coming on the road at Clemson and another start at Duke...led all FSU tight ends with 12 receptions and 164 yards (13.7 ypc)...had a pair of three-reception games which included the 38-7 win at Boston College, when he finished with a team-leading and career-high 87 receiving yards...hauled in a career-long 58-yard reception against the Eagles which was the longest by an FSU tight end since Lonnie Johnson in 1993...earned ACC Rookie of the Week honors after his performance at Boston College...also collected three receptions in his first start at Clemson...had two catches in the opening quarter of the game against No. 1 Oklahoma...did not record a reception in the home win over Miami, but his recovery of a game-sealing onside kick was called the "play of the game" by coach Jimbo Fisher...first career touchdown reception - a three-yard catch - came on the road at Duke...voted a Top Newcomer on offense at the team's annual banquet.

**PERSONAL:** The top-rated tight end prospect in the country, who presents matchup problems with his athleticism...as a senior, caught 51 passes for 875 yards and 12 touchdowns in helping lead Dwyer to the 2010 Class 4A state football semifinals...helped Dwyer win the 4A title in 2009...U.S. Army All-American...Rivals ranked him as the No. 1 tight end and No. 33 player overall while Scout.com had him the No. 3 tight end and the 62nd best player in the nation...rated a five-star prospect, the No. 1 tight end and the No. 16 overall player in the nation by 247Sports...All-USA Second Team offense by *USA Today*...No. 20 on the ESPNU 150 and rated the No. 2 tight end prospect...No. 74



Nick O'Leary

on Tom Lemming's MaxPreps.com 2011 Top 100...*Sun Sentinel* Super 11 selection...No. 1 on the *Sun Sentinel's* Top 32 Broward County Seniors...No. 3 on Bill Buchalter's 2011 Florida Top 100 for the *Orlando Sentinel*...No. 39 on *Mobile Press-Register* Super Southeast 120...First Team All-Palm Beach County by *Sun Sentinel*...also excelled as a punter and special teams player...member of the *Florida Times-Union's* Florida Super 75 where he was rated as the No. 1 tight end...*Palm Beach Post* All-Area First Team...No. 10 on the SuperPrep Florida 110...Grandson of legendary golfer Jack Nicklaus...born Aug. 31, 1992.

#### O'LEARY'S CAREER STATS

YR.	G	REC	YDS	AVG	TD	LG	AVG/G
2011	13	12	164	13.7	1	58	12.6
2012	13	21	252	12.0	3	28	19.4
<b>Tot</b>	<b>26</b>	<b>33</b>	<b>416</b>	<b>12.6</b>	<b>4</b>	<b>58</b>	<b>16.0</b>

#### O'LEARY'S CAREER HIGHS RECEIVING

Receptions	4, at USF 2012
Yards	87, at Boston College 2011
Longest Catch	58, at Boston College 2011
TD	1 (four times), last Florida 2012
Longest TD Catch	3, at Duke 2011



## 7 • Mario Pender

- RB, 5-10, 192, R-FR
- Cape Coral, Fla./Island Coast

**2013 OUTLOOK:** Explosive redshirt freshman running back who possesses the quickness, speed and burst to run both inside or outside and also has great power to run through tackles. Excelled last spring in 2012 as an early enrollee, but suffered a sports hernia injury which kept him out much of last fall. Should be a nice addition to FSU's ground game which returns four starters on the offensive line and two other experienced backs.

**2012:** Redshirt season.

**PERSONAL:** Four-star running back who was selected as a U.S. Army All-American...rushed 130 times for 1,543 yards (11.9 yards per carry) and 17 touchdowns as a senior...named first team all-area by the *Fort Myers News-Press*...named to the Florida Athletic Coaches Association all-district 19 Football Team...earned Associated Press' Class 6A all-state third team honors as a senior...rated the No. 72 player on the ESPNU 150 as well as the No. 8 running back, No. 16 player in the state of Florida and No. 38 player regionally...No. 66 on the *Sporting News* Top 125 of 2012...rushed for 2,261 yards and 32 touchdowns, averaging 13.87 yards per carry as a junior...has posted times of a 10.61 in the 100 meters and 22.0 in the 200 meters in track...rated a four-star prospect by ESPN, Rivals and 247Sports and a five-star prospect by Scout.com...rated the No. 4 running back nationally, No. 7 prospect in the state of Florida and No. 41 overall prospect nationally by 247Sports.com...rated the No. 28 overall prospect and fifth-best running back by Scout.com...rated the No. 4 running back nationally, No. 5 prospect in the state of Florida and No. 38 overall prospect nationally by Rivals.com...born Dec. 30, 1993.



## 56 • Trey Pettis

- OL, 6-5, 350, R-SO
- DeLand, Fla./DeLand

**2013 OUTLOOK:** Young offensive lineman, who saw a lot of reps last spring while serving as a reserve at guard. Another big interior lineman for the Seminoles that has good feet.

**2012:** Played six snaps in the season opener against Murray State but suffered a concussion midseason which kept him out for the rest of the season.

**2011:** Redshirt season.

**PERSONAL:** Enrolled early in January 2011...standout offensive lineman who split time between tackle and center as a senior for DeLand High School, where he was coached by his father, Kevin Pettis...played a prominent role in DeLand's resurgence as the program compiled a 22-5 record over his seasons...named an Under Armour All-American and took part in the All-American Game on Jan. 5...three-star recruit who was rated the No. 8 center by ESPN, No. 10 by Scout.com and No. 13 by Rivals.com...also a three-star prospect by 247Sports...First Team All-County by *Daytona Beach News-Journal* in 2009 and 2010...started 43 varsity games -- 38 at DeLand...selected for the FACA North-South All-Star Game...No. 43 on Bill Buchalter's 2011 Florida Top 100 for the *Orlando Sentinel*...No. 105 on the SuperPrep Florida 110...No. 6 on *Orlando Sentinel's* 2011 Central Florida Super60...named first team All-Central Florida and first team All-Volusia County by *Orlando Sentinel*...member of the *Times-Union's* Florida Super 75 where he was rated as the No. 2 center...born June 11, 1992.



**92 • Justin Shanks**

- DT, 6-2, 313, R-FR
- Prattville, Ala./Prattville

**2013 OUTLOOK:** Run-stopping tackle who was one of the top 10 players out of high school in Alabama. Explodes off the ball and displays great strength in engaging blockers and defending a gap

well. Has done a nice job transforming his body to get ready to contribute to one of the deepest units on the defense. Enjoyed a good spring ball picking up the new defensive scheme put in place by defensive coordinator Jeremy Pruitt.

**2012:** Redshirt season.

**PERSONAL:** A four-star defensive lineman by ESPN, Rivals, Scout and a three-star by 247Sports...ranked the No. 7 player in state of Alabama, No. 10 defensive tackle and No. 51 player regionally by ESPN while also being listed No. 114 in the ESPN150... totaled 54 tackles, including 10 for loss and 5.5 sacks as a senior...added 15 quarterback hurries and caught a touchdown pass as a tight end while helping Prattville to the Class 6A state championship...as a three-year starter, Prattville finished 33-8, advanced to the finals of the Class 6A playoffs twice, won the Class 6A Region Four title twice, going 16-2 in region play... earned a No. 22 final ranking in the *USA Today* High School Poll in 2011...No. 6 on the The Birmingham News 2012 Super Seniors List... selected Prattville High School's first U.S. Army All-American and took part in the bowl playing for the West team...No. 18 on the *Mobile Register's* Elite 18 List of Prospects... named to the Elmore-Autauga Super Football Team by the *Montgomery Advertiser* and *Prattville Progress*...named Class 5A-6A All-Metro by the *Advertiser*...earned ASWA Class 6A All-State honors as a senior...recorded 65 tackles and 12 sacks as a junior... listed as the No. 10 defensive tackle, No. 5 player in the state and No. 135 on the Rivals Top 250...10th-rated defensive tackle by Scout and No. 18 player in the state and No. 39 defensive tackle by 247Sports...born Oct. 20, 1993.



**81 • Kenny Shaw**

- WR, 6-0, 170, SR
- Orlando, Fla./Dr. Phillips

**2013 OUTLOOK:** Speedy and shifty receiver who is a great route runner and has good hands. Versatile player who can play either on the outside or in the slot. Will challenge for a starting spot at either position. Also ended 2012 as the starting punt returner.

**2012:** Junior wide receiver continued to be one of the Seminoles' most reliable options out of the slot...strong route-runner who has innate ability to find soft spots in the defense, especially over the middle...played in all 14 games as a part of a deep receiver corps and earned a start at Virginia Tech...ranked third on the team with 33 receptions and 532 yards to go along with three touchdowns...caught at least one pass in 12 games and had 10 multi-reception games...established a new career high with 125 receiving yards on just two receptions against Boston College, highlighted by his career-high 77-yard touchdown reception on FSU's opening drive of the game...season-best six receptions came in the Orange Bowl against Northern Illinois...also collected TD receptions against Murray State and Wake Forest...ended the season the starting punt returner and finished with 99 yards on eight returns (12.4 yards per return)...returned three punts for 66 yards with a career-long 26-yard return against Florida.

**2011:** Sophomore wideout who played in all 13 games and started three of the last four games (Miami, Florida and Notre Dame)...finished third on the team with 34 catches and tied for third with four touchdowns...totaled the fourth-most receiving yards (418) and fifth-most receiving yards per game (32.2) on the team...one of seven FSU receivers with 10 or more catches averaging over 10 yards per catch...one of seven Seminoles who hauled in a pass of at least 50 yards...caught a pass in every game he played except for Florida...returned to his hometown Orlando for the Champs Sports Bowl and caught four passes for 64 yards...had a huge stretch at the start of ACC play where he hauled in a TD pass in four of FSU's first five conference games...had five catches and a career-best 67 yards vs. Charleston Southern...played in the Clemson game despite getting knocked out of the Oklahoma contest one week earlier following a collision in the end zone...had two catches and scored his first touchdown of 2011 versus the Tigers... had one reception for a score at Wake Forest...caught two passes at Duke, including one for 51 yards...led the team again with six receptions versus Maryland...tallied 65 receiving yards against the Terps...led FSU with a career-best seven catches for 57 yards and a score against NC State...recognized for his work in the classroom with one of eight sophomore academic awards at the annual team banquet.

**2010:** True freshman who played in 11 games...picked up three receptions for 36 yards...caught first career-touchdown against Wake Forest on a season-long 23-yard reception and finished the game with two receptions for 28 yards.

**PERSONAL:** A four-star prospect according to Rivals, which ranked Shaw as the No. 14 receiver prospect in the country, the No. 6 prospect overall in Florida and the No. 42 player nationally...also a four-star prospect according to Scout, which had him tabbed as the No. 28 wide receiver in the country...ESPN also ranked Shaw as No. 14 wide receiver and No. 92 prospect overall...SuperPrep Florida 115 ranked Shaw as the No. 21 prospect in Florida...checked in at No. 97 in *Sporting News's* Top 100 prospects...as a senior caught 46 passes for 732 yards and nine TDs, helping Dr. Phillips to an 11-1 record...caught 64 passes for 914 yards and 10 TDs as a junior...holds school record with 122 career receptions...member of Florida Super 75 selected by the *Times-Union*... Bill Buchalter ranked him as the No. 9 prospect in his Florida Top 100 and No. 6 wide receiver...also heavily recruited by Georgia, Miami, Michigan, Tennessee and USF...born Jan. 15, 1992.

**SHAW'S CAREER STATS RECEIVING**

YR.	G	REC	YDS	AVG	TD	LG	AVG/G
2010	11	3	36	12.0	1	23	3.3
2011	13	34	418	12.3	4	51	32.2
2012	14	33	532	16.1	3	77	38.0
<b>Tot</b>	<b>38</b>	<b>70</b>	<b>986</b>	<b>14.1</b>	<b>8</b>	<b>77</b>	<b>25.9</b>

**SHAW'S CAREER PUNT RETURN STATS**

YR.	G	NO	YDS	AVG	TD	LG
2012	14	8	99	12.4	0	26

**SHAW'S CAREER HIGHS RECEIVING**

Receptions	7, NC State 2011
Yards	125, Boston College 2012
Longest Catch	77, Boston College 2012
TD	1 (eight times), last Boston College 2012
Longest TD	77, Boston College 2012

**SHAW'S CAREER HIGHS PUNT RETURNS**

Punt Returns	3, Florida 2012
Yards	66, Florida 2012
Longest Return	26, Florida 2012



**Kenny Shaw**



**37 • Keelin Smith**

- DB, 6-3, 185, R-SO
- Fort Pierce, Fla./Treasure Coast

**2013 OUTLOOK:** Third-year cornerback prospect who has great size and athleticism. Gained valuable reps going with the first team defense the majority of last spring. Heads into the fall looking to be a contributor in a deep secondary in FSU's new-look defense.

**2012:** Redshirt freshman defensive back who played in 13 games in the secondary and on special teams...tallied nine tackles and one pass breakup...registered a career-high three solo tackles in the season opener against Murray State...added two tackles in the win over Savannah State.



2011: Redshirt season

**PERSONAL:** Three-star cornerback with great size and athleticism, who also could play safety...ranked the No. 34 best cornerback by Rivals.com and No. 28 safety by Scout.com...rated a four-star prospect and the No. 14 safety by 247Sports...as a senior posted 64 tackles, one interception and blocked three field goals...selected to the Under Armour All-American team...No. 60 on the ESPNU 150 and No. 5 overall safety...No. 58 on Bill Buchalter's 2011 Florida Top 100 for the *Orlando Sentinel*...No. 40 on the SuperPrep Florida 110...member of the *Florida Times-Union's* Super 75 where he was rated as the No. 5 cornerback...selected first team all-area defensive back by TCPalm...Scout.com's Mike Bakas rated Smith as the No. 55 player in Florida in the Post-Season Top 100...rated No. 16 in the *Gainesville Sun's* top 50 seniors list for the state of Florida...chosen by ESPN760 as the No. 6 player in the 10 players to watch in Palm Beach County and the Treasure Coast...at age 14 won not only a national but international title at the prestigious Hershey's National Track and Field Championship in Hershey, Pa., winning the boys age 13-14 standing long jump competition with jumps of 9 feet, 5 1/4 inches (national) and 9-4 1/4 (international) to be the first national champ in the 17-year history of Fort Pierce's Sheraton Plaza Track Club...born Jan. 8, 1983.

## SMITH'S CAREER STATS

YR.	G	UA	A	TOT	TFL-YDS	PBU	FF	FR	INT	SACKS
2011 REDSHIRT SEASON										
2012	13	6	3	9	0.5-1	1	0	0	0	0.0-0
Tot	13	6	3	9	0.5-1	1	0	0	0	0.0-0

## SMITH'S CAREER HIGHS

Tackles	3, Murray State 2012
Tackles for Loss	0.5, Wake Forest 2012

**22 • Telvin Smith**

- LB, 6-3, 218, SR
- Valdosta, Ga./Lowndes County

**Dick Butkus Award Candidate**

**2013 OUTLOOK:** Play-making linebacker who heads into 2013 as the starter at weakside linebacker after spending the last two seasons playing in the middle. Has great range, instincts and athleticism, which allows him to shoot the gap well and consistently make plays in the backfield. Enjoyed another successful season finishing as the team's third-leading tackler in 2012. Another Dick Butkus Award candidate who will team with Christian Jones to make a formidable linebacking duo.

**2012:** Back-up linebacker quietly had another great season...played in all 14 games and recorded multiple tackles in all 14 games...posted new career highs for tackles and was third on the team with 64, which is 22 more than his previous season best...had 18 more tackles than the next non-starter on the FSU defense...9.5 tackles for loss was a new career high bettering the 8.5 he posted in 2011...tied for 18th in the ACC for TFL...established a single game high for tackles with 11 versus Georgia Tech, breaking his personal best mark he set earlier in 2012 versus NC State (10)...also led FSU versus Miami in tackles (8) and TFL (2.0)...tied his career high for TFL in a game versus Miami and NC State and now has five career games with two TFL.

**2011:** Sophomore linebacker who not only thrived on special teams but saw a lot of action at middle linebacker...played in 12 games and started once...posted 42 tackles (28 solo) on the season and 8.5 tackles for loss, which was the fourth-most for FSU...also had three sacks, one interception, three pass break-ups and two fumble recoveries...made his first career start at Wake Forest and tallied a career-best six tackles...had four tackles and two TFLs at Duke...had a career-best two sacks and four tackles versus Maryland...tallied five stops versus NC State...had a fumble recovery and an interception at Boston College...added five tackles and one tackle for loss in the Champs Sports Bowl win over Notre Dame...received one of three Mr. Versatile awards at the team's annual banquet.

**2010:** True freshman linebacker, who came in and made an immediate impact on special teams especially on kickoff return coverage where he made several big tackles...played in all 14 games and registered 18 tackles, one sack and 1.5 tackles for loss...named one of two Special Teams Newcomers of the Year at the annual football banquet.

**PERSONAL:** Held a four-star ranking from Rivals and a three-star ranking from Scout out of high school...cousin of former Seminole cornerback Greg Reid, who signed out of Lowndes County with the 'Noles in 2009 along with safety Gerald Demps...Rivals rated Smith as the No. 18 outside linebacker prospect in the country and No. 22 prospect overall in Georgia...No. 8 outside linebacker nationally by ESPN and No. 107 prospect overall...participated in the GACA North/South All-Star Classic...registered 84 tackles, 25 assists and two interceptions as a senior for the powerhouse Vikings...as a junior logged 97 tackles (16 TFLs) and two interceptions for the state AAAAA champions...SuperPrep Georgia ranked him as the No. 25 player in the state...committed to the Seminoles in July 2009 and reaffirmed that decision by selecting FSU over Georgia and LSU...born April 11, 1991.

## SMITH'S CAREER STATS

YR.	G	UA	A	TOT	TFL-YDS	PBU	FF	FR	INT	SACKS
2010	14	13	5	18	1.5-7	0	0	0	0	1.0-6
2011	12	28	14	42	8.5-51	3	1	2	1	3.0-31
2012	14	37	27	64	9.5-53	3	1	0	0	1.0-12
Tot	40	78	46	124	19.5-111	6	2	2	1	5.0-49

## SMITH'S CAREER HIGHS

Tackles	11, vs. Georgia Tech 2012
Tackles for Loss	2 (five times), last at Miami 2012
Sacks	2, Maryland 2011



Telvin Smith

**24 • Terrance Smith**

- LB, 6-4, 222, R-SO
- Decatur, Ga./Southwest DeKalb

**2013 OUTLOOK:** Talented third-year linebacker, who continues to get bigger and stronger and displays quickness and great ability to get to the ball. Will challenge for the starting job at strongside linebacker after serving as the backup last season.

**2012:** Redshirt freshman linebacker who excelled on special teams and a reserve linebacker...registered a career-high three tackles including a tackle for loss against Wake Forest...added two tackles against Boston College and Maryland and a half tackle for loss against the Terrapins.

**2011:** Earned a medical redshirt season after playing in the first two games of the season against ULM and Charleston Southern...registered one tackle against Charleston Southern.

**PERSONAL:** Three-year starter at Southwest DeKalb where he developed his reputation as an outstanding pass rusher...enrolled at Florida State in January of 2011...three-star prospect by Rivals.com rated the No. 18 outside linebacker...had a four-star rating and ranked the No. 21 defensive end by Scout.com...rated a three-star prospect by 247Sports...rated the No. 26 outside linebacker by ESPN...as a senior amassed 60 tackles and 10 sacks in nine games...as a junior, had more than 120 tackles, 15 sacks and 15 tackles for loss...No. 27 on the SuperPrep Georgia 83...No. 34 on the *Atlanta Journal Constitution's* Top 50 Recruits...also enjoyed a standout career in track & field as a sprinter/jumper...chose the Seminoles over the likes of Alabama, Auburn, Clemson, Georgia, Georgia Tech, Ohio State, South Carolina and Vanderbilt...Smith's father, the late Terry Smith, starred as a wide receiver for Clemson in the 1990s...born May 3, 1993.

## SMITH'S CAREER STATS

YR.	G	UA	A	TOT	TFL-YDS	PBU	FF	FR	INT	SACKS
2011	2	0	1	1	0.0-0	0	0	0	0	0.0-0
2012	13	8	1	9	1.5-5	0	0	0	0	0.0-0
Tot	15	8	2	10	1.5-5	0	0	0	0	0.0-0

## SMITH'S CAREER HIGHS

Tackles	3, Wake Forest 2012
Tackles for Loss	0.5, at Maryland 2012

**52 • Bryan Stork**

- OL, 6-4, 300, R-SR
- Vero Beach, Fla./Vero Beach

**Rimington Trophy Award Candidate**  
**2012 All-ACC Second Team**  
**2012 Coaches All-ACC Second Team**

**2013 OUTLOOK:** The veteran of the offensive line who has the most game experience (27 starts, 35 games) and is a top candidate for the Rimington Trophy given to the nation's top center. Tough lineman who displays quickness and great feet. One of four starters returning from an offensive line that helped an FSU offense in 2012 go down in school history as the most productive racking up a school record 6,591 yards which surpassed the 2000 team for the most yards. Instrumental in FSU's resurgent running game, which produced 2,882 yards and a single-season school record 40 rushing touchdowns. Versatile lineman, who can play center, guard and tackle.

**2012:** Redshirt junior who came into the season as the lone offensive line starter with more than one career start and anchored the young unit...started 13 games at center after working extensively at tackle in the spring...posted a team-leading season average grade of 85.6 percent...ranked second on the team with 26 knockdown blocks...made his 27th career start against Northern Illinois in the Orange Bowl...has also started at guard during his FSU career.

**2011:** Made 10 starts as a redshirt sophomore and played in 12 of 13 games...opened the year as the starting left guard, filling the void for graduated All-American Rodney Hudson, after making four starts at right guard in 2010...got his first work at center in the second half against Charleston Southern and took over the starting duties the following week against No. 1 Oklahoma...a tenacious competitor whose physical skills as a dominant run blocker were honed as a high school tight end in a run-based offense...led all Seminole linemen with 27 knockdown blocks on the year, including a season and career-high six at Clemson...added five knockdowns against Maryland and four each against Charleston Southern and Virginia...boasts the highest season average grade among linemen at 78 percent, posting six grades of 80 or better, including five through the first six games of the season...notched his top grade – 88 percent – against Virginia...missed the Boston College game while battling recurring headaches, but returned to action in the first half of the Miami game...was penalized just four times in 692 snaps on the year...had a 10-game stretch without allowing a sack and yielded just three over the course of the season...selected the offensive warrior in the weight room at the team's annual banquet.

**2010:** Redshirt freshman who began the season as a reserve, but was thrust into action at right guard...participated in 361 plays but saw only spot action until replacing veteran starter David Spurlock midway through the Boston College game...made his first career start the following week at NC State and performed admirably on the big stage...missed the next two games with illness...returned to action on the road at Maryland, replacing Henry Orelus at right guard in the second quarter...started the last three games of the season and graded out at 77 percent in the ACC Championship game against Virginia Tech...followed that performance up by grading out at 80 percent with a 92 pass grade in the Chick-fil-A Bowl against South Carolina...an outstanding pass blocker, also registered 13 knockdown blocks, including three each against Boston College, NC State and Virginia Tech.

**2009:** Redshirt season as a true freshman.

**PERSONAL:** A tight end in high school, had the frame and the tenacity to make the move to offensive line...primarily a blocker in a run-based high school offense, where he registered 43 pancake blocks...chose the Seminoles over Maryland, Syracuse, UCF and FIU...born Nov. 15, 1990.



Bryan Stork

**28 • Nigel Terrell**

- LB, 6-1, 226, R-JR
- Helena, Ala./Pelham

**2013 OUTLOOK:** Fourth-year linebacker who looks to contribute at one of the outside linebacker spots. Has a good combination of speed and athleticism, which makes him a solid special teams

player as well.

**2012:** Saw action in four games and recorded one tackle against Murray State.

**2011:** Saw action in four games and recorded one tackle against Charleston Southern.

**2010:** Redshirt season

**PERSONAL:** Alabama native who was given a three-star ranking by both Rivals and Scout.com...Rivals rated him the No. 65 outside linebacker in the nation and No. 26 prospect in Alabama...checked in as No. 46 outside linebacker prospect nationally by Scout...ESPN ranked Terrell the No. 11 outside linebacker and No. 120 prospect overall...moved from safety to linebacker as a junior in 2008 and responded with 101 tackles, including 65 solo stops, 14 tackles for loss, three sacks and an interception...selected as a member of the *Birmingham News* Senior Pre-Season Second Dozen...stuck with verbal commitment to FSU made in August 2009, despite a strong push from Colorado and Ole Miss...born Dec. 16, 1990.



2013 PREVIEW  
 2013 SEMINOLES  
 COACHING STAFF  
 2012 SEASON IN REVIEW  
 THIS IS FSU  
 HONORS  
 SEMINOLES IN THE PROS  
 RECORDS  
 ADMINISTRATION



**6 • Nick Waisome**

- CB, 5-10, 176, JR
- Groveland, Fla./South Lake

**2013 OUTLOOK:** Instinctive corner, who has good ball skills, speed and technique. Should enter 2013 as a starter at one of the cornerback spots despite missing this spring recovering from surgery.

**2012:** Started at cornerback for all 14 games...had 21 tackles on the season...his eight passes defended were tied for 18th in the ACC...grabbed the first interception of his career in the fourth quarter against Clemson...made a career-high five tackles against USF which was second highest on the team...recorded a tackle in 11 of the 14 games the Seminoles played this season.

**2011:** True freshman defensive back who saw action in 11 games mainly on special teams but also as a reserve corner...credited with one tackle in the win over Charleston Southern.

**PERSONAL:** Enrolled early in January 2011...one of the top cover-corners in the country...four-star recruit who was rated the No. 8 cornerback by both Rivals.com and Scout.com...ESPN ranked him the No. 67 overall prospect and No. 2 cornerback nationally...the No. 2 cornerback and the No. 44 overall player in the nation by 247Sports... selected to the Under Armour All-American team...had 47 tackles, six interceptions and scored five touchdowns as a senior...First team All-Central Florida defensive back by *Orlando Sentinel* and defensive player of the year in Lake/Sumter County by *Orlando Sentinel* as a senior...No. 18 on Bill Buchalter's 2011 Florida Top 100 for the *Orlando Sentinel*...No. 5 on *Orlando Sentinel's* 2011 Central Florida Super60... No. 49 on *Mobile Press-Register* Super Southeast 120...member of the *Times-Union's* Florida Super 75 where he was rated as the No. 3 cornerback...No. 57 on the SuperPrep Florida 110...finished his junior season with 67 tackles, 18 pass break-ups and four interceptions and also had 17 receptions for 495 yards and six touchdowns on offense...First team All-State defensive back for 6A classification as a junior...born March 20, 1992.

**WAISOME'S CAREER STATS**

YR.	G	UA	A	TOT	TFL-YDS	PBU	FF	FR	INT	SACKS
2011	11	1	0	1	0.0-0	0	0	0	0	0.0
2012	13	14	7	21	0.0-0	7	0	0	1	0.0
Tot	24	15	7	22	0.0-0	7	0	0	1	0.0

**WAISOME'S CAREER HIGHS**

Tackles	5, USF 2012
Interceptions	1, Clemson 2012



**Nick Waisome**



**74 • Jonathan Wallace**

- OL, 6-7, 290, R-SR
- Jacksonville, Fla./Lee

**2013 OUTLOOK:** Walk-on offensive lineman, who was awarded a scholarship for the 2013 season by head coach Jimbo Fisher. Has continued to get bigger and stronger in developing into a solid reserve for the unit. Adds length at 6-7 to one of the biggest offensive lines FSU has produced in some time.

**2012:** Served as a reserve offensive tackle seeing some time at left tackle and also as a starter on the placekicking unit on special teams where he played all 14 games...played a season-high six snaps against Murray State.

**2011:** Served as a reserve offensive tackle seeing some time at left tackle...saw action in three games for the Seminoles playing against Duke, Maryland and NC State.

**2010:** Earned Scout Team Player of the Year honors on offense at the annual Florida State football banquet.

**PERSONAL:** Three-sport athlete at Robert E. Lee High School in Jacksonville, Fla.... played baseball, basketball and football all four years of high school...lined up mostly at tight end for Lee's football team and earned Second Team All-City by the *Florida Times Union* in 2008...selected to play in Jacksonville's Shrine Bowl All-Star game... also played in the Florida vs. Georgia border wars all-star game...awarded player of the week honors by the Jacksonville Quarterback club when he had six catches for 88 yards and two touchdowns while playing against Raines (Jacksonville)...voted by his teammates and coaches in 2007-2008 as Lee's most outstanding receiver...received a preferred walk-on offer in 2009 from the Seminoles and accepted while turning down multiple offers from smaller football division schools...in 2010 earned FSU's scout team player of the year on offense...born Feb. 11, 1991.



**32 • James Wilder Jr.**

- RB, 6-2, 229, JR
- Tampa, Fla./Plant

**Doak Walker Award Candidate**

**2013 OUTLOOK:** Big, physical back who is tough to bring down and can move a pile. Has good vision and continues to develop in pass protection and as a pass catcher out of the backfield. Another Doak Walker Candidate (nation's top running back) who will be part of one of the top running back tandems in the country with Devonta Freeman. Served as integral part of an FSU rushing attack, which averaged 205.9 yards a game and produced a single-season record 40 rushing touchdowns.

**2012:** Powerful sophomore tailback enjoyed a breakout season...ranked third on the team with 635 rushing yards on 110 carries (5.8 ypc)...ranked third among ACC running backs with 11 rushing touchdowns...also collected 19 receptions for 136 yards and two touchdowns...earned ACC Championship Game MVP honors after rushing for 69 yards and two TD's on 10 carries in FSU's 21-15 win over Georgia Tech...rushed for two touchdowns in four games (Murray St., Savannah St., Clemson and Georgia Tech) and added a pair of receiving touchdowns against Boston College...arguably his most important run of the season was a seven-yard gain on fourth-and-one at Virginia Tech, which kept FSU's game-winning touchdown drive alive with less than a minute to play... registered his first 100-yard rushing game in the opener against Murray State (12-106) and narrowly missed his second against Wake Forest (16-94)...his 13 touchdowns on the season are the most by a Seminole since Antone Smith registered 16 in 2008...his 52 rushing yards in the Orange Bowl gave FSU three backs with 600 yards for the first time in a season since 1984.

**2011:** Highly touted true freshman running back who played in 12 games...tied for the second-best per carry average on the squad at 4.6...finished third on the team with 35 carries and 160 rushing yards...saw first action of his career with a five-yard run in the third quarter against CSU...had a 41-yard run on game's last play, which was tied for the longest rush by a Seminole on the season...led the team with 10 rushes for 76 yards versus CSU...scored first career touchdown at Wake Forest...also excelled on special teams on kickoff and punt coverage and kickoff return...received one of two special teams newcomer awards at the team's annual banquet.

**PERSONAL:** A dynamic, five-star athlete, who was considered the best overall athlete in the country after playing both running back and linebacker at Tampa Plant High School...led Plant to the 5A state title game...selected to the U.S. Army All-American team as a senior and participated in the U.S. Army All-American Bowl, where he scored the winning touchdown for the East...rushed for 1,597 yards and 22 touchdowns, and had 75 tackles and eight sacks as a senior...selected All-USA first team defense by *USA Today*...ranked as the No. 2 running back and No. 11 player nationally by Rivals.com...ranked as the No. 3 outside linebacker and the No. 29 overall player by Scout.com...rated the No. 29 player on the ESPN 150 and the No. 4 overall athlete in the nation...No. 7 on the *Sporting News* Top 100 for 2011...rated a five-star prospect by both Rivals.com and Scout.com... *Tampa Tribune's* All-Hillsborough County First Team as a senior...No. 1 on Bill Buchalter's 2011 Florida Top 100 for the *Orlando Sentinel*... member of the *Florida Times-Union's* Super 75 where he was rated as the No. 1 overall athlete...2010 U.S. Air Force All-American...second team defense by MaxPreps...No. 2 on Tom Lemming's MaxPreps.com Top 100...as a junior helped Plant to a 5A state title after rushing for 1,004 yards (7.49 per carry) and 15 touchdowns, while registering 136 tackles (66 solo) and 19 sacks on defense...earned First Team All-State honors for 5A classification as a junior...as a sophomore, registered 145 total tackles with 62 solo and 15 sacks and was selected All-Hillsborough County First Team, FSWA Second Team 5A All-State and All-Suncoast Second Team...son of former Buccaneers running back James Wilder...born April 14, 1992.

**WILDER'S CAREER STATS RUSHING**

YR.	G	RUSH	YDS	AVG	TD	LG	AVG/G
2011	12	35	160	4.6	1	41	13.3
2012	14	110	635	5.8	11	42	50.8
<b>Tot</b>	<b>26</b>	<b>145</b>	<b>795</b>	<b>5.5</b>	<b>12</b>	<b>42</b>	<b>30.6</b>

**WILDER'S CAREER STATS RECEIVING**

YR.	G	REC	YDS	AVG	TD	LG	AVG/G
2011	12	2	14	7.0	0	8	1.2
2012	14	19	136	7.2	2	17	10.5
<b>Tot</b>	<b>26</b>	<b>21</b>	<b>150</b>	<b>7.1</b>	<b>2</b>	<b>17</b>	<b>6.0</b>

**WILDER'S CAREER HIGHS RUSHING**

Rushes	16, Wake Forest 2012
Yards	106, Murray State 2012
Longest Rush	42, Murray State 2012
TD	2 (four times), last vs. Georgia Tech 2012
Longest TD Rush	19, Savannah State, 2012

**WILDER'S CAREER HIGHS RECEIVING**

Receptions	4, Florida 2012
Yards	31, Florida 2012
Longest Catch	17 (twice), last Florida 2012
TD	2, Boston College 2012
Longest TD	12, Boston College, 2012



**James Wilder Jr.**



**5 • Jameis Winston**

- QB, 6-4, 225, R-FR
- Hueytown, Ala./Hueytown

**2013 OUTLOOK:** Nation's top high school quarterback prospect in the class of 2012 who redshirted last fall but served as a relief pitcher and outfielder on the 2013 FSU baseball team. Enters fall in a three-way battle for the starting spot vacated by EJ Manuel.

Spent his first season at FSU as one of the scout team quarterbacks doing a really nice job in helping one of the nation's top defenses prepare for opposing quarterbacks. Dual-threat quarterback who played in the shotgun spread where he excelled as a passer in the pocket and on the move in high school. Can make all the throws and does a good job of keeping his eyes downfield when plays break down. Enjoyed a good spring practice, which was highlighted by his performance in the annual Garnet & Gold game when he completed 12-of-15 passes for 205 yards and two touchdowns.

**2013 FSU BASEBALL:** Saw action in 41 games as an outfielder, designated hitter and pitcher for the nationally ranked FSU baseball team, which earned the No. 7 national seed in the NCAA Baseball Tournament, finished 47-17, won the Tallahassee Regional and captured the ACC Atlantic Division Title... batted .235 with 28 hits, 21 runs scored and nine RBI...posted 10 extra-base hits (seven doubles, three triples)... served as one of the top relievers out of the bullpen flashing a mid 90's fastball and plus slider...finished 1-2 with a 3.00 ERA adding two saves in 17 appearances on the mound... registered 21 strikeouts in 27 innings pitched while opponents hit just .176 against him.

**2012:** Redshirt season

**PERSONAL:** Nation's top quarterback prospect in the class of 2012, who was also considered a top baseball prospect in the 2012 Major League Baseball Amateur draft... *USA Today* 2011 All-USA first team All-American...2012 Parade All-American...SI.com second team All-American, ESPNHS first team All-American and Under Armour All-American... selected the 2011 Alabama Gatorade State Player of the

Year...rated a five-star quarterback by Scout and a four-star QB by Rivals, ESPN and 247Sports...named to the 2012 USA Football National Team (U19) for the 2012 International Bowl on Feb.1...named the Alabama Sports Writers Association's Class 5A Back of the Year as a senior after completing 69 percent of his passes for 2,424 yards and 28 touchdowns and rushing for 1,065 yards (7.4 yards per rush) and another 15 touchdowns...guided Hueytown to a 13-1 mark and the Class 5A state semifinals... named the 2011 *Birmingham News* Metro Player of the Year...the four-year starter totaled 6,871 career passing yards with 67 touchdowns, completing 60 percent of his 790 passes and threw only 25 interceptions... averaged 6.5 yards per rushing attempt for 2,912 yards and 35 touchdowns on the ground which adds up to 9,853 career yards and a part in 103 touchdowns...No. 1 on the *Mobile Register's* Super Southeast 110 and Elite 18 list of the top Alabama prospects...named a co-MVP of the Elite 112 national quarterback challenge last summer in Malibu...turned in an MVP performance in the Under Armour All-American game completing 8-of-9 passes for 178 yards and two touchdowns...named to the ASWA Super 12 and Class 5A all-state teams as a junior and senior...No. 14 on the ESPN 150 and No. 1 QB nationally, No. 5 player regionally and No. 1 player in Alabama by ESPN...named to the 2012 247Sports All-American team as the No. 1 dual-threat QB, No. 3 player in the state and No. 26 in the Top247 List...on the baseball diamond, shined as a switch-hitting centerfielder and right-handed pitcher who possessed a fastball in the 90's and was clocked at a 6.59 in the 60...rated by Perfect Game as the nation's No. 22 prep baseball player for the Class of 2012 and was named a Louisville Slugger Preseason All-American...named *Birmingham News* Metro West Player of the Year as a sophomore in baseball...hit .424 with seven homers and 36 RBIs during the Golden Gophers' Class 6A state semifinal run and finished 8-3 with two saves, a 1.92 earned run average, 92 strikeouts and six complete games as a sophomore...2011 ASWA all-state and Birmingham News All-Metro selection in baseball as a junior hit .370 and was 7-2 on the mound while playing shortstop, outfield and pitching...selected in the 15th round with the 486th overall pick by the Texas Rangers in the 2012 MLB first-year player draft...born Jan. 6, 1994.



**Jameis Winston**

2013 PREVIEW  
 2013 SEMINOLES  
 COACHING STAFF  
 2012 SEASON IN REVIEW  
 THIS IS FSU  
 HONORS  
 SEMINOLES IN THE PROS  
 RECORDS  
 ADMINISTRATION  
 FSU



2013 PREVIEW  
2013 SEMINOLES  
COACHING STAFF  
2012 SEASON IN REVIEW  
THIS IS FSU  
HONORS  
SEMINOLES IN THE PROS  
RECORDS  
FSU ADMINISTRATION



**9 • Karlos Williams**

- DB, 6-1, 230, JR
- Davenport, Fla./Ridge Community

**2013 OUTLOOK:** Big, fast, physical player who can cover ground and is a hard hitter on the defensive side while also using his speed and vision as a kick returner and kickoff coverage guy on

special teams. Showed his versatility playing in FSU's "6-pack" package late in the season as well as starting at linebacker in the ACC Championship Game. Should see increased playing time in 2013 as he left spring as the starter at strong safety.

**2012:** Back-up defensive back and kick returner who saw action in all 14 games and made his first career start in the ACC Championship Game versus Georgia Tech...set career highs in every defensive category as a true sophomore in 2012 including tackles, tackles for loss and interceptions...made a huge statement on the biggest stage of his career in the ACC Championship Game, recording a career high 11 tackles and the game-clinching interception in the waning moments...he returned the interception for 41 yards just missing out on a TD and in the process recording the longest interception return of the season for FSU...recorded pass break-ups versus Murray State and Duke...had a tackle for loss in a key ACC road win at Miami...split kick return duties with Lamarcus Joyner...had a career long return of 60 yards in a road win over USF...had the highest kick return average (26.2) on the team.

**2011:** True freshman who played in all 12 regular season games before breaking his wrist in the regular season finale at Florida causing him to miss the Champs Sports Bowl...totaled eight tackles (four solo, four assisted) on the season but really made an impact on special teams...ranked second in kickoff returns (8) and kickoff return yards (186) while averaging 23.2 yards per return...returned two kicks for 67 yards with a career-long return of 33 yards against Maryland...tallied a career-high three tackles in the win at Boston College...added a pair of tackles at Wake Forest...received one of two special teams newcomer awards at the team's annual banquet.

**PERSONAL:** A hard-hitting, consensus five-star safety with good size, who was ranked the No. 2 safety, No. 8 player nationally and No. 2 player in the state of Florida by Rivals.com...rated the No. 22 overall player and the No. 2 safety in the nation by Scout.com...rated the No. 1 safety and the No. 7 player nationally by 247 Sports...selected to the Under Armour All-American game...All-USA second team defense by *USA Today*...No. 17 on the *Sporting News* Top 100 for 2011...No. 5 on the ESPN 150 and rated the No. 1 safety prospect...No. 9 on Tom Lemming's MaxPreps.com 2011 Top 100...No. 12 on Bill Buchalter's 2011 Florida Top 100 for the *Orlando Sentinel*...No. 10 on *Mobile Press-Register* Super Southeast 120...member of the *Florida Times-Union's* Super 75 where he was rated as the No. 1 safety...No. 8 on the SuperPrep Elite Top 50, No. 3 on the SuperPrep Florida 110 and the SuperPrep Dixie Defensive Player of the Year...First Team All-Polk County by the *Lakeland Ledger*...also played running back and ran 69 times for 564 yards (8.2 yards per carry) and scored seven touchdowns as a senior...as junior, had 102 tackles and three interceptions and was listed in The Associated Press South Region 25 list of top recruits...brother is former Seminole Vince Williams, who was drafted in the 6th round of the 2013 NFL Draft by the Pittsburgh Steelers...born May 4, 1993.



**Karlos Williams**

**WILLIAMS' CAREER STATS**

YR.	G	UA	A	TOT	TFL-YDS	PBU	FF	FR	INT	SACKS
2011	12	4	4	8	0.0-0	0	0	0	0	0.0
2012	14	25	7	32	1.0-5	2	0	0	1	0.0
<b>Tot</b>	<b>26</b>	<b>29</b>	<b>11</b>	<b>40</b>	<b>1.0-5</b>	<b>2</b>	<b>0</b>	<b>0</b>	<b>1</b>	<b>0.0</b>

**WILLIAMS' CAREER KICKOFF RETURN STATS**

YR.	G	NO	YDS	AVG	TD	LG
2011	12	8	186	23.2	0	33
2012	14	13	340	26.2	0	60
<b>Tot</b>	<b>26</b>	<b>21</b>	<b>526</b>	<b>25.0</b>	<b>0</b>	<b>60</b>

**WILLIAMS' CAREER HIGHS**

Tackles	11, vs. Georgia Tech 2012
Tackles for loss	1, at Miami 2012
Interceptions	1, vs. Georgia Tech 2012

**WILLIAMS' CAREER HIGHS KICKOFF RETURNS**

Returns	3 (twice), last Florida 2012
Yards	96, at USF 2012
Long	60, at USF 2012



**26 • P.J. Williams**

- DB, 6-0, 193, SO
- Ocala, Fla./Vanguard

**2013 OUTLOOK:** Versatile defensive back that can play either corner or safety. Has good ball skills and instincts which allowed him to excel on special teams, tying for the team-lead with seven special teams tackles. Will push for time in the rotation at corner this fall.

**2012:** Freshman defensive back has played in 14 games for the Seminoles...posted 14 tackles on the season...had a career day against Boston College with four solo tackles...also recorded a 10-yard tackle for loss in the fourth quarter against the Eagles...secured the first pass breakup of his career against Murray State...also a key contributor on kickoff and punt return coverage teams.

**PERSONAL:** Versatile four-star defensive back that can play either corner or safety...played safety for Ocala's Vanguard High School and showed good ball skills and instincts on his way to being named Vanguard's first ever Under Armour All-American...also played wide receiver...recorded 52 tackles as a senior and earned Associated Press' Class 6A all-state first team honors as a defensive utility player...played in the Under Armour All-America game and made three tackles and had one pass breakup for Team Blur...named first team All-County by *The Ocala Star-Banner*...named to the Super 75 by the *Florida Times-Union*...No. 52 on the *Orlando Sentinel's* 2012 Florida Top 100...rated a four-star recruit by ESPN, Rivals, Scout.com and 247Sports.com...No. 6 safety, No. 23 player in Florida and No. 59 regionally by ESPN and the No. 133 player on the ESPN 150...ranked No. 9 safety, No. 23 player in Florida and No. 118 nationally by Rivals...No. 46 on the *Mobile Register's* Super Southeast 120...listed as the No. 10 safety and No. 16 player in the Scout.com Florida Top 100...No. 11 safety, No. 25 player in Florida and No. 168 on the Top 247 by 247Sports...has been clocked with sub 4.4 time in the 40-yard dash...named to the Super 75 by the *Florida Times-Union*...earned all-county honors as a junior after logging 83 tackles and an interception as the Knights' starting safety...posted a county-best 33.8-yards-per-return average on kickoffs, including a school-record four touchdowns as a sophomore at Vanguard...chose Florida State over Alabama and Miami (Fla.).



**P.J. Williams**

**WILLIAMS' CAREER STATS**

YR.	G	UA	A	TOT	TFL-YDS	PBU	FF	FR	INT	SACKS
2012	14	9	5	14	1.0-10	1	0	0	0	0.0

**WILLIAMS' CAREER HIGHS**

Tackles	4, Boston College 2012
Tackles for Loss	1, Boston College 2012

## 2013 EARLY ENROLLEES

**72 • Richy Klepal**

- OL, 6-4, 285, FR
- Tampa, Fla./Plant

A former standout offensive lineman at powerful H.B. Plant High School in Tampa, Fla., Klepal who was projected as either a guard or offensive tackle at Florida State before his playing career was cut short early his senior year in 2012...advised by doctors not to play football anymore after multiple concussions, but still had his scholarship honored by FSU head coach Jimbo Fisher...enrolled at FSU in January along with linebacker Freddie Stevenson and defensive lineman DeMarcus Walker...served as captain of the Plant football team.

**4 • Freddie Stevenson**

- LB, 6-1, 237, FR
- Bartow, Fla./Bartow

Enrolled at FSU in January and took part in spring practice, providing him a jump on a class that is loaded with talented linebackers...attended Bartow High, the same school that produced long-time Seminole assistant coach Odell Haggins...a sure tackler who reportedly excels in run support both inside and outside...earned a 4-star ranking from PrepStar, Rivals and 247...Stevenson led Bartow with 83 tackles as a senior, including six tackles for loss, four of which were sacks...chose the Seminoles from a fine list of offers including Penn State, Louisville, Texas A&M and West Virginia...a strong student who also had offers from Duke and Vanderbilt.

**44 • DeMarcus Walker**

- DE, 6-3, 274, FR
- Jacksonville, Fla./Sandalwood

Consensus 4-star recruit who was committed to Alabama before enrolling at Florida State in the spring of 2013...US Army All-American...invited to "The Opening" on the Nike campus...247Sports 38th-ranked player in the nation...member of the ESPN 150 (No. 40)...Rivals 100 member (No. 57)...PrepStar Top 150 Dream Team (No. 38)...ranked as one of the top five defensive tackle prospects in the nation by Rivals, ESPN and 247Sports...Scout.com lists Walker as the No. 7 defensive tackle in the 2013 class and PrepStar has him one spot higher at No. 6...listed as the sixth-best player in Florida by Rivals, the eight-best by 247Sports and the 11th-best by ESPN...Florida Times-Union Super 11 and Super 24 selection...second-team AP All-State in 2012...named AP All-State first team in 2011 and first team all-area by the Florida Times-Union after registering 14 sacks and 24 TFL as a junior...has a vertical of 31 inches and a 40 time of 5.04 according to Rivals...chose FSU over offers from Alabama, Auburn, Florida, Miami and USC among others.



## 2013 SIGNEES

**29 • Nate Andrews**

- DB, 5-11, 208, FR
- Fairhope, Ala./Fairhope

Versatile athlete who played receiver as a sophomore and junior and quarterback as a senior; also played in the defensive backfield where some schools were projecting him to play...as a junior in 2011 had 876 receiving yards and 17 touchdown receptions.....holds 3-star rankings from ESPN, Rivals, 247 and Scout sites...FSU was the first school to extend Andrews an offer...he committed to the Seminoles in late January...competed in the Alabama/Mississippi All-Star Game...originally committed to Minnesota, which intended to play Andrews in the secondary...chose Florida State from a list of scholarship offers that included Alabama, Louisville, Ole Miss and Tennessee, among others.

**78 • Wilson Bell**

- OL, 6-4, 314, FR
- Prichard, Ala./Blount

Another key, need-based recruit from the state of Alabama who will help build depth on the offensive line...strength and physicality are said to be his greatest assets, but is also extremely agile for his size...helped Blount reach the Alabama 6A state playoffs as a senior...played in the Alabama/Mississippi All-Star Game...ranked as a 3-star prospect by ESPN, Rivals, 247 and Scout...chose Florida State over Auburn and Ole Miss.

**91 • Davarez Bryant**

- DE, 6-3, 234, FR
- New Smyrna Beach, Fla./New Smyrna Beach

Under the radar prospect who was a target of UCF, USF, Cincinnati and Louisiana Lafayette before receiving interest and offers from programs like Alabama, Florida State, Kentucky and Purdue among others...highest star rating is three from both ESPN and 247Sports...first year of playing football came as a senior and he is being recruited on his raw tools and potential to continue to develop...put up impressive numbers in his only high school season posting 35 tackles, 10 TFL and four sacks...played high school basketball before switching to football...attended a different high school every year since he was a freshman...eventually chose Florida State over Iowa State.

**95 • Keith Bryant**

- DT, 6-2, 312, FR
- Delray Beach, Fla./Atlantic

Has been a primary target of the Seminoles for a long time...a disruptive interior force, Bryant's initial burst off the line and into the backfield is one of his strengths, but he also shows the ability to play physically at the point of attack as well...helped his Atlantic High team to an 8-3 record, which included a district title and a trip to the FHSAA Class 7A state playoffs...participated in the U.S. Army All-American Bowl...holds a 4-star ranking from ESPN, Rivals, 247 and Scout sites...had more than a dozen offers from top 25-type programs and initially committed to Miami...chose Florida State over the Hurricanes, South Carolina, Tennessee, Florida, Georgia, LSU, Nebraska, Oklahoma and Penn State.



**55 • Ira Denson**

- OL, 6-3, 325, FR
- Madison, Fla./Madison County

Florida State continued to mine the talent-rich Cowboys' program, landing Denson who was a two-way star on the line but is tabbed to play on the offensive line for the Seminoles...a late-bloomer on the recruiting scene, he is universally considered one of the top 10 offensive guard prospects in the nation...he helped lead the Cowboys to a 12-2 record as a senior and a trip to the FHSAA 3A state championship game...has earned 4-star rankings from ESPN, Rivals, PrepStar and Scout... participated in the Under Armour All-American Bowl...committed to the 'Noles in May and stayed true to his word, despite the pursuit and offers from Miami, Ole Miss, South Florida, Nebraska, South Carolina, Kentucky and Tennessee, among others.

**11 • John Franklin III**

- QB, 6-0, 171, FR
- Plantation, Fla./South Plantation

Outstanding athlete who starred as a run-pass quarterback at South Plantation and will get a chance to play that position with the Seminoles...was also recruited by a number of programs as a cornerback... led South Plantation to a 9-2 record, including a trip to the FHSAA 8A state playoffs...possesses outstanding speed, having been timed at 4.38 in the 40, which is backed up by his fifth-place finish at the 4A state track & field championship in the 200... holds a 3-star ranking from ESPN, Rivals, 247, Scout and PrepStar... outstanding student-athlete who had offers from both Air Force and Navy...selected Florida State over Tennessee.

**24 • Ryan Green**

- RB, 5-10, 188, FR
- St. Petersburg, Fla./Catholic

Starred at St. Petersburg Catholic, where he played a variety of positions but primarily flourished at running back...many scouting services have Green rated as an "athlete" or all-purpose back... participated in the Under Armour All-American Bowl after missing much of his senior season with a shoulder injury...rushed for 1,069 yards and 14 touchdowns as a junior for St. Pete Catholic, where he also added 11 receptions for 143 yards and a score... also recorded 57 tackles and a pair of interceptions on defense...holds 4-star rankings from ESPN, PrepStar, Rivals, 247 and Scout sites...exceptionally fast and quick, with outstanding vision, Green has been timed consistently in the 4.4 range for 40 yards...committed to the Seminoles in June of 2012...ranked among top 50 players overall nationally...prized recruit who claimed offers from Alabama, Arkansas, Auburn, Clemson, Florida, LSU, Notre Dame, Ohio State and USC among others.

**59 • Ryan Hoefeld**

- OL, 6-1, 292, FR
- New Orleans, La./Brother Martin

A physically mature player who is a natural center, where he played for Brother Martin in New Orleans, La...is said to excel in run blocking and plays with great intensity...holds a 3-star ranking from ESPN, Rivals, 247, Scout and PrepStar...widely considered among the top 10 center prospects nationally...camped at Florida State in summer of 2012 and connected with the coaching staff right away...chose the Seminoles over Arizona and TCU, among other offers.

**43 • Desmond Hollin**

- DE, 6-3, 268, JR
- Brooklyn, N.Y./ASA College/Miami Southridge

Three-star recruit who comes to FSU from ASA College via Southridge High School in Miami...hopes to find similar success at FSU as previous junior college defensive ends Markus White and Tank Carradine...247Sports ranks him as the 15th-best prospect at the DE position and a top 150 JUCO player...originally committed to New Mexico out of high school... racked up 37 tackles, 17.5 TFL, 8.5 sacks, an interception, forced fumble, fumble recovery and defensive TD off his interception at ASA College in 2012...was a first team All-Dade selection in high school as he led the county with 21 sacks...chose FSU over Kansas and Kentucky among others.

**18 • Ro'Derrick Hoskins**

- LB, 6-2, 216, FR
- Orlando, Fla./Maynard Evans

ESPN four-star recruit and member of the ESPN300 (No. 168)... three-star recruit according to Rivals, 247Sports and Scout.com... selected to play in the Under Armour All-American Game...played in the Offense-Defense All-American Bowl in Houston, Texas...made a key fourth quarter interception in the All-American game...ranked 14th at his position by ESPN, No. 36 by Rivals and No. 60 by 247Sports...ESPN lists Hoskins as the state's 35th-best prospect while MaxPreps lists him at No. 68, Rivals at No. 80 and Scout.com at No. 104...PrepStar All-Southeast Region...No. 8 on the Orlando Sentinel's 2013 Central Florida Super 60, ahead of highly recruited high school teammate Tony Stevens...BHSN No. 10 player in central Florida...No. 79 in the Southeast according to ESPN...two-way player who played linebacker and receiver at Evans but will play defense for FSU despite given the opportunity to play both positions with the Seminoles...chose FSU over Louisville and Auburn.

**84 • Isaiah Jones**

- WR, 6-4, 200, FR
- Milton, Fla./Milton

Consensus four-star prospect...ESPN 300 selection (160)...Rivals 250 member (No. 227)...PrepStar Top 300 All-American...invited to "The Opening" on the Nike campus...participated in the Rivals 100 Five Star Challenge where Mike Farrell noted Jones is closer to a national top 150 prospect who could be a top-10 talent at the receiver position...regarded as one of the top 35 receivers in the 2013 class by ESPN (No. 18), 247Sports (No. 33), Rivals (No. 28) and Scout (No. 34)...one of the top 40 players in Florida according to Rivals (26), ESPN (32) and 247Sports (37)...according to ESPN few of the big receivers in the 2013 class can run like Jones, he is powerful, makes catches in traffic and he will simply take balls away from defenders...clocked between 4.5-4.69 in the 40-yard dash...32-inch vertical...99.33 SPARQ Rating...chose FSU over Auburn, Arkansas, Clemson, Georgia, Miami, Ohio State, Tennessee and Louisville among others.

**85 • Jeremy Kerr**

- TE, 6-5, 254, FR
- St. Petersburg, Fla./St. Petersburg

A tight end by trade at St. Petersburg High, Kerr was an outstanding blocker on the edge for his school's Wing-T offensive attack...has an impressive frame...was recruited by some schools with the idea of a move to the offensive line...holds a 3-star ranking from Scout and PrepStar...selected the Seminoles after originally committing to Miami...also held offers from Connecticut, Memphis and Purdue.

**10 • E.J. Levenberry**

- LB, 6-3, 234, FR
- Woodbridge, Va./C.D. Hylton

Was a force during his senior season, registering 172 tackles (129 solo, 23 for loss), 14 deflections and 24 quarterback hurries as the Bulldogs posted a 10-3 record and reached the Virginia Group AAA Division 6 state semifinals...Levenberry registered 20 tackles, including 15 solo stops in his final game for the Bulldogs...C.D. Hylton was 21-4 over the course of Levenberry's two seasons as a star linebacker...a two-time Washington Post All-Met selection...physical and explosive player who has outstanding football instincts...holds a 5-star rating from PrepStar and 4-star rankings from ESPN, Rivals, Scout and 247...consensus top 12 linebacker in the nation among recruiting sites...participated in the U.S. Army All-American Bowl...played his first two seasons of high school football at perennial Washington, D.C. area power DeMatha Catholic...held offers from 20 major programs, ultimately choosing FSU over Tennessee, Alabama and Oklahoma.

**36 • Tyrell Lyons**

- LB, 6-0, 210, FR
- Jacksonville, Fla./First Coast

The Seminoles keep a productive pipeline to Jacksonville's First Coast open and flowing with the signing of Lyons...a versatile athlete, he played both safety and outside linebacker for the Buccaneers, but is being projected at linebacker at FSU where he rejoins friend and former teammate Reggie Northrup...said to have very strong coverage skills and a keen eye for reading and reacting to plays...also a sure tackler...registered 92 tackles, including nine tackles for loss, three fumble recoveries and two interceptions as a senior...holds a 4-star ranking from ESPN and Scout and is a 3-star prospect according to Rivals and PrepStar...earned second-team 7A All-State honors at linebacker as a senior...was selected to the All-First Coast team by the Florida Times-Union...selected the Seminoles over offers from Clemson, Miami, North Carolina, Ole Miss, Ohio State and South Carolina, among others.

**13 • Jalen Ramsey**

- DB, 6-1, 195, FR
- Brentwood, Tenn./Brentwood

Ranked as one of the top athletes in the nation at either wide receiver or corner...rated a five star prospect by both Rivals and Scout and a four-star recruit according to ESPN and 247Sports...US Army All-American...invited to "The Opening" on the Nike campus...ranked No. 10 on the Rivals 100, No. 14 on the ESPN 150 and No. 39 on the Top247...consensus top 5 selection at CB...listed No. 2 by Scout, No. 3 by Rivals, No. 4 by ESPN and No. 5 by 247Sports...the consensus top recruit coming out of Tennessee in 2013...sat out his sophomore season due to transfer rules but put up big numbers on offense and defense in 2011 and 2012...registered 95 tackles, four TFL, three INT, 10 PBU, two fumble recoveries and five forced fumbles...in 2012 he hauled in 31 passes for 676 yards and nine TDs...also rushed five times for 85 yards...ESPN lists Ramsey with a 4.54 time in the 40, a 40.9-inch vertical and a 130.32 SPARQ rating...committed to USC but chose FSU over the Trojans, Florida, Alabama, Oregon, Miami and more than 20 other schools.

**12 • Matthew Thomas**

- LB, 6-3, 210, FR
- Miami, Fla./Booker T. Washington

One of the most sought after prospects in the entire nation in 2013...a consensus five-star recruit who is also a consensus top 15 national prospect...ESPN has Thomas No. 6 in the ESPN150, he is 14th in the Top247 and 15th in the Rivals 100...US Army All-American...invited to "The Opening" on the Nike campus and Gridiron Kings...rated the fourth-best player in Florida by Rivals, 247Sports and Rivals...ESPN has Thomas listed as the No. 1 OLB prospect in the nation this year, Scout and Rivals list him at No. 2 and 247Sports has him at No. 3...registered 102 tackles and 13 sacks in 2011...numbers dropped to 53 tackles and seven sacks during the regular season as a senior as his Booker T. Washington beat opponents by an average of nearly 42 points and starters played less throughout the regular season...won a state championship playing both LB and DE as Booker T. Washington defeated Bolles and Thomas registered nine solo tackles...named first team All-Dade...ESPN clocked him at 4.59 in the 40 with a 35.6-inch vertical and a SPARQ rating of 114.36...Thomas' mother is a native of the Republic of Suriname, a small South American Country bordered on its north side by the Atlantic Ocean...chose FSU over Miami, Alabama, USC, Georgia, Florida and more than 20 other offers.

**22 • Marquez White**

- CB, 6-0, 171, FR
- Dothan, Ala./Northview

Member of the ESPN 300 (No. 158)...PrepStar Top 300 All-American...a four-star recruit according to Rivals and 247Sports...named a top 15 recruit in the state of Alabama according to ESPN (No. 7), 247Sports (No. 13) and AL.com (No. 14)...rated the nation's fourth-best corner by PrepStar, the 17th-best corner by ESPN, No. 28 by Rivals and No. 44 by Scout.com...247Sports lists White as the nation's No. 19 athlete...Rivals lists White as the 10th-best player in Alabama...selected to participate in the 2012 Alabama-Mississippi All-Star Classic...led the Alabama team in tackles in the All-Star Classic...clocked at 4.5 in the 40-yard dash...recorded 39 tackles, three interceptions, forced a fumble, recovered a fumble and broke up nine passes as a senior...scored four touchdowns via receptions and returns...averaged 19.3 points, 10.3 rebounds and 4.5 assists per game for the Northview basketball team...committed to the Seminoles on Christmas Eve over offers from Alabama, Ole Miss, Auburn and Minnesota among others.

**9 • Levonte "Kermit" Whitfield**

- WR, 5-7, 178, FR
- Orlando, Fla./Jones

One of the fastest high school players in the nation, Whitfield has run a 4.37 40-yard dash, which is the fastest recorded among 2013 class athletes in the ESPN database...explosive player on the edge who easily separates from defenders...also excelled as a return specialist at Orlando Jones...caught 38 passes for 520 yards and four touchdowns as a senior, helping Jones reach the second round of the 4A state football playoffs in 2012...holds a 4-star ranking from ESPN, Rivals and 247 and a 3-star mark from Scout and PrepStar...he is the cousin of former FSU WR Marvin Bracy, who also ran track for the 'Noles...like Bracy, Whitfield will also double up and run track for the Seminoles...Whitfield is the reigning Florida 3A state champion in the 100 and 200 and has a personal-best 100 time of 10.21...he also won the adidas Dream 100 race in New York last summer against the nation's top high school sprinters...committed to FSU in August 2012 and stayed firm, despite offers from Florida, Clemson, Miami, Ohio State, Texas A&M, South Carolina and West Virginia.

**3 • Jesus Wilson**

- WR, 5-9, 177, FR
- Miami, Fla./Christopher Columbus

A four star prospect according to ESPN...received three stars from Rivals, Scout and 247Sports...another South Florida player who has committed to the Seminoles since Jimbo Fisher took over the program...scouting services are mixed on where to peg Wilson among receivers with ratings ranging from No. 23 to No. 148...Rivals lists Wilson as the 23rd-best athlete while he is at No. 56 on the 247Sports list as a WR, No. 62 on ESPN's rankings and No. 148 according to Scout, both listing him as a receiver as well...combined to score 10 TDs as a senior...seven came on receptions and three on the ground...hauled in 26 passes for 524 yards...described as lightning quick, diminutive and tough by ESPN scouts...expected to play in the slot at FSU...chose the Seminoles over Oklahoma State, West Virginia, Ole Miss, USF and UCF among others.





**40**  
**DANNY**  
**ADAMS**

LS, 5-9, 195, R-JR  
Ft. Lauderdale, Fla.  
St. Thomas Aquinas



**38**  
**JONATHAN**  
**AKANBI**

DB, 6-1, 204, R-JR  
Orlando, Fla.  
Edgewater



**58**  
**RYAN**  
**ALICEA**

LB, 6-1, 213, R-FR  
Wellington, Fla.  
Wellington



**39**  
**JUSTIN**  
**ALLRED**

DB, 6-1, 197, JR  
St. Augustine, Fla.  
Nease



**46**  
**PAUL**  
**ALOISE**

LB, 5-11, 225, JR  
Palm City, Fla.  
Martin County



**23**  
**JARED**  
**ARMSTRONG**

QB, 6-0, 180, R-FR  
Gainesville, Fla.  
Oak Hall School



**74**  
**BRAD**  
**BENTZ**

DL, 6-2, 250, SO  
Wellington, Fla.  
Wellington



**36**  
**KORY**  
**BURNETT**

DB, 6-0, 211, R-SR  
Jacksonville, Fla.  
Bartram Trail



**43**  
**PETER**  
**CIAPPETTA**

LB, 6-2, 211, SO  
Fort Lauderdale, Fla.  
Cardinal Gibbons



**35**  
**PARKER**  
**CONLEY**

WR, 6-5, 210, JR  
Norcross, Ga.  
Norcross



**85**  
**TASEAN**  
**CREWS**

WR, 5-11, 171, SO  
Pensacola, Fla.  
Pensacola



**61**  
**MYLES**  
**DAVIS**

OL, 6-2, 307, R-FR  
Gainesville, Fla.  
Buchholz



**48**  
**JUSTIN**  
**DeLUCA**

LB, 5-11, 220, JR  
Jupiter, Fla.  
Jupiter



**67**  
**REGINALD**  
**DIXON**

LB, 5-11, 203, FR  
Tallahassee, Fla.  
Godby



**21**  
**TAYLOR**  
**DOAN**

RB, 6-0, 224, FR  
Tampa, Fla.  
Jesuit-Tampa



**94**  
**DORIAN**  
**EARLEY**

LB, 6-2, 217, JR  
St. Petersburg, Fla.  
St. Petersburg



**40**  
**KENDALL**  
**FULLINGTON**

DB, 5-11, 165, JR  
Weston, Fla.  
Cypress Bay



**13**  
**RASHAD**  
**GHOLSTON**

WR, 5-10, 167, JR  
Miami Gardens, Fla.  
Miramar



**22**  
**ETHAN**  
**GILBERT**

QB, 5-11, 188, SR  
Palmetto, Fla.  
Palmetto HS



**72**  
**BARRETT**  
**KERNON**

LS, 6-4, 239, JR  
Ormond Beach, Fla.  
Seabreeze



**27**  
**LAMARD**  
**KINER**

DB, 6-0, 210, JR  
Ocala, Fla.  
Vanguard



**88**  
**JEREN**  
**KOWALEWSKI**

WR, 6-2, 171, R-FR  
Bradenton, Fla.  
Lakewood Ranch



**39**  
**BRYAN**  
**LaCIVITA**

WR, 6-1, 190, FR  
Gainesville, Fla.  
St. Francis Catholic



**77**  
**LARRY**  
**LEVY**

DL, 6-2, 270, R-JR  
Boynton Beach, Fla.  
Park Vista



**16**  
**DORSEY**  
**MOORE**

QB, 6-4, 205, R-FR  
Rockledge, Fla.  
Martins Ferry (Ohio)



**27**  
**DAN**  
**O'NEILL**

WR, 6-0, 165, SO  
Jupiter, Fla.  
Jupiter



**11**  
**CLAY**  
**PICKLER**

K, 6-3, 180, SO  
Grapevine, Texas  
Colleyville Heritage



**90**  
**CAM**  
**PONDER**

DE, 6-1, 242, JR  
Yulee, Fla.  
Yulee



**45**  
**NATHAN**  
**SLATER**

LB, 6-2, 223, SO  
Terry, Miss.  
Saint Andrew's Episcopal



**36**  
**JERMAINE**  
**WASHINGTON**

WR, 5-8, 192, R-SO  
Jacksonville, Fla.  
Wolfson



**66**  
**KEITH**  
**WEEKS**

OL, 6-4, 280, RS-FR  
Valrico, Fla.  
Newsome



**49**  
**COLTON**  
**WOODALL**

DB, 6-3, 190, R-JR  
Fort Lauderdale, Fla.  
North Broward Prep



**18**  
**JAYON**  
**YOUNG**

TE, 6-1, 212, FR  
Coral Springs, Fla.  
J.P. Taravella



**63**  
**MITCHELL**  
**ZAK**

LS, 5-11, 197, JR  
New Smyrna Beach, Fla.  
Calvary Christian Academy

2013  
PREVIEW

2013  
SEMINOLES

COACHING  
STAFF

2012 SEASON  
IN REVIEW

THIS IS  
FSU

HONORS

SEMINOLES  
IN THE PROS

RECORDS

ADMINISTRATION



# SEMINOLE COACHING STAFF



197

combined years of  
collegiate coaching  
experience

126

total bowl  
appearances by staff

27

combined number of  
children

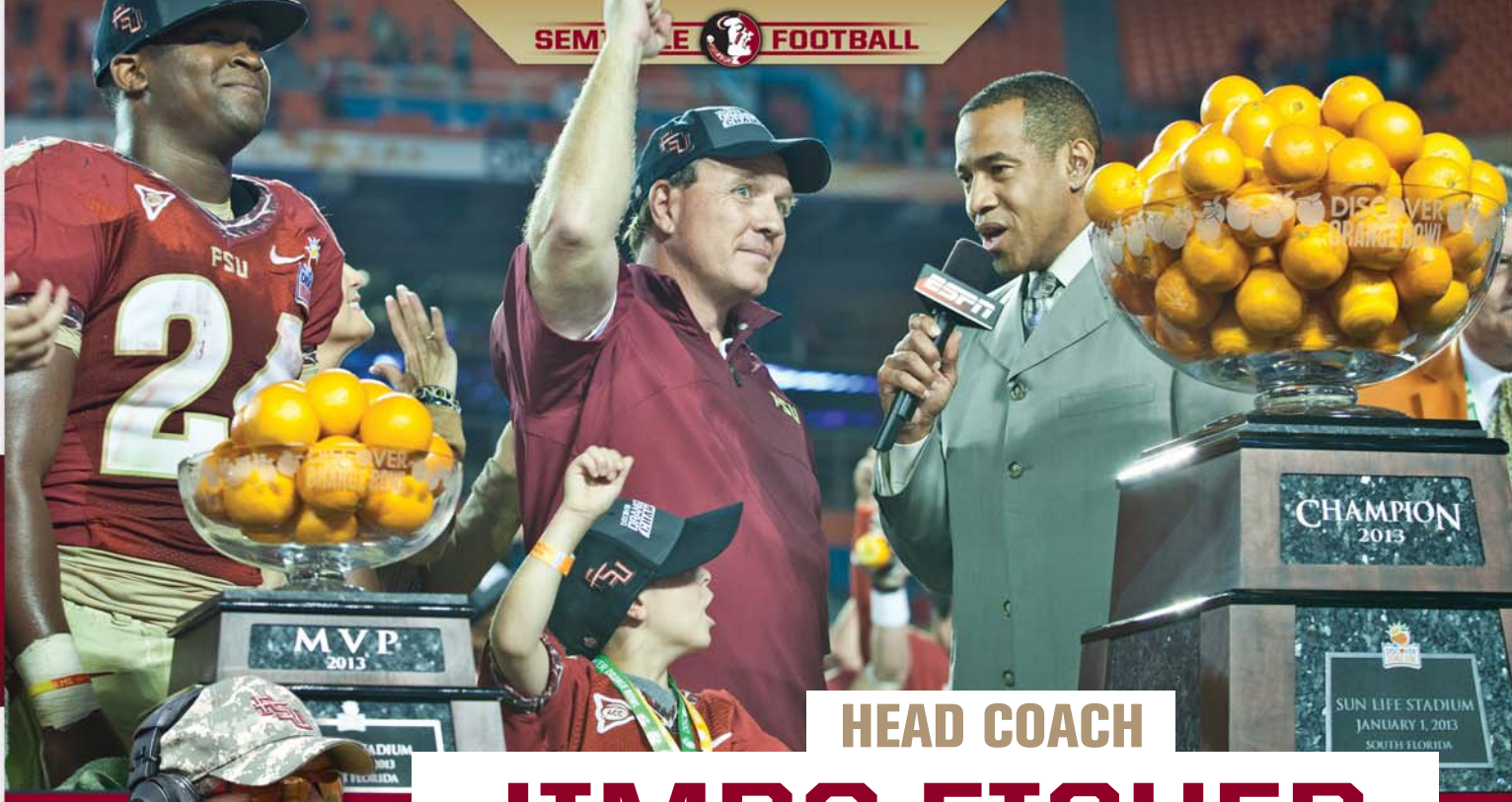
18

players selected in the  
last three NFL drafts

9

combined BCS National  
Championships





HEAD COACH

# JIMBO FISHER



Jimbo Fisher's objective when he took over the Florida State football program wasn't just putting together a couple of 10-win seasons, a conference championship, a BCS Bowl win and a top 10 national ranking, all of which he's accomplished in just three seasons. Fisher's goal was making Florida State "the program" again. Not a one-hit wonder, but a program that graduates student athletes, turns out elite players, wins consistently and replaces departed experienced talent with more talent. As Fisher says, "not just being a team, being a program." Entering his fourth season in 2013, Fisher's vision continues that track carrying momentum from his first, second and third seasons to bring the Florida State football program back to a place of prominence on the national stage.

After 22 seasons as a college assistant, including three as FSU's offensive coordinator, Fisher succeeded Bobby Bowden – the winningest coach in major college football. The Seminoles' first new coach in 35 years, and just the ninth in program history, hit the ground running in 2010 and hasn't looked back. He led the 'Noles to a 10-4 mark in 2010 – the most wins by a first-year coach in FSU history - and the first of two ACC Atlantic Division titles. He followed with a 9-4 season in 2011 and improved to 12-2 in year three.

With a 31-10 record in just three seasons, including FSU's first Atlantic Coast Conference Championship since 2005 and first Bowl Championship Series win since 1999, Fisher has won more games than all but one man in ACC history after three seasons. Bobby Bowden, the legendary Seminole coach whom he succeeded, has the best record among ACC coaches in their first three seasons (33-3-1). The Discover Orange Bowl victory over Northern Illinois pulled Fisher even with Virginia Tech's Frank Beamer and former Maryland coach Ralph Friedgen, who posted 31-8 marks at the conclusion of their first three campaigns in the ACC.

Most impressively, since 2010, only four FBS programs have more total wins than Fisher's Seminoles. FSU leads the ACC for most wins over the period. Only two teams from the Southeastern Conference have compiled more wins over the same stretch (Alabama and LSU) joining Boise State and Oklahoma. Currently, Fisher has the seventh highest career winning percentage (.756) among active FBS coaches heading into 2013.

Considered to have one of the best offensive minds in the college ranks, Fisher's early success has come in all three phases of the game actually, but the cornerstone has been defense. All of his recruiting classes have been stockpiled with much more defensive talent, which has produced consecutive top five defenses the last two seasons.

In 2012, Florida State's defense led the nation in yards allowed per play (3.86), ranked second nationally in total defense (254.14 ypg) and ranked in the top six nationally in scoring defense (14.71 ppg), rushing defense (92.29 ypg), pass defense (161.86 ypg), pass efficiency defense (95.43) and opponent three-and-outs (6.29 per game). That defense featured nine players who earned All-ACC honors, including four first team All-ACC selections led by unanimous All-America selection Bjørn Werner and Cornelius "Tank" Carradine, who formed one of the most productive defensive end tandems in the country.

Florida State's defense tied for the nation's lead in sacks (48) his first season in 2010 before having a breakout season in 2011. FSU's run defense allowed opposing backs to average just 2.35 yards per carry, which led all 120 FBS programs. The Seminoles ranked fourth nationally in total defense (275.0), second in rushing defense (82.7), fourth in scoring defense (15.1), eighth in tackles for loss (8.62) and tied for eighth in sacks (3.08 per game) in 2011. The Seminoles led the ACC in eight different defensive categories. Linebacker Nigel Bradham became the first Seminole in 20 years - since All-American Marvin Jones – to lead the team in tackles for three consecutive years.

**6,591**

Total yards of offense FSU posted in 2012 under Fisher's guidance, which was a school record

**1,387**

Points scored by the FSU offense in his three years as head coach

**46**

Number of FSU football players receiving degrees in Fisher's three years as head coach

**31-10**

Overall record as head coach at FSU

# JIMBO FISHER

But Fisher's knowledge of offenses is still where FSU will thrive. Florida State's offense reached new heights in 2012 under Fisher. The 2012 FSU offense went down in FSU history as the most productive ever racking, up a school record 6,591 yards, which surpassed the 2000 team for the most yards. The Seminoles resurgent running game averaged 205.9 yards per game and produced a single-season record 40 rushing touchdowns. The 6,000 yards eclipsed happened for the fourth time since 1993. Quarterback EJ Manuel capped off his senior season with one of the most memorable in FSU history, not only finishing as the most accurate passer in FSU history, but ranking among the top five Seminole quarterbacks all-time for passing yards (7,736, 3rd), total offense (8,563, 3rd), completions (600, 4th) and attempts (897, 5th), despite only two seasons as the full-time starter.

Fisher's special teams unit has been that third phase which has pushed FSU into the upper echelon. Two-time Lou Groza Award finalist Dustin Hopkins not only became the ACC and Seminoles all-time leading scorer in 2012, but the NCAA FBS all-time kick scorer, finishing his career with 466 points. That came one year after Shawn Powell's departure as a consensus All-America punter. The Seminole coverage teams are amongst the best in the nation, which has allowed FSU to win field position battles.

Year three for Fisher provided the best regular season performance by a Florida State football team since 2003 which didn't go unnoticed as a league-leading 12 Seminoles were split between All-ACC first and second teams while another six Noles garnered honorable mention honors. With a win over Georgia Tech in the Dr. Pepper ACC Championship game and the win over NIU in the Discover Orange Bowl, FSU closed the year ranked No. 8 in the USA Today Coaches poll and No. 10 in the Associated Press poll, cashing in on its nation-leading 31st consecutive bowl appearance. The 2013 NFL Draft for the Seminoles saw a school record and nation's best 11 players taken, including three first round picks highlighted by Manuel, the first quarterback taken going 16th to the Buffalo Bills. Bjoern Werner (24th pick, Indianapolis Colts) and Xavier Rhodes (25th pick, Minnesota Vikings) followed in the first round. Another three Seminoles signed as free agents as FSU saw 14 Noles from the 2012 squad report to NFL camps. It was another stepping stone set in motion by the ground work laid beforehand.

Fisher wrapped up his second season at the helm of the FSU program in 2011 by guiding the Seminoles to a 9-4 record, capped by their 18-14 victory over Notre Dame in front of a Champs Sports Bowl record crowd. Florida State ranked No.

23 in both the Associated Press and USA Today Coaches polls after rallying in its 30th consecutive bowl appearance. It was a fitting finish to a season that saw the Seminoles successfully defend their state title, sweeping both Miami and Florida for a second consecutive season - something that had not been done since the 1998 and 1999 seasons.

The Seminoles displayed tremendous resolve throughout the 2011 campaign, winning seven of their final eight games after getting off to an injury-riddled, 2-3 start. Receiver Rashad Greene burst onto the scene in limited game action and put together one of the best seasons by an FSU freshman. Greene posted the second-most receptions (38), receiving touchdowns (7) and third-most receiving yards (596) by an FSU freshman and ranked among the top five freshmen nationally in receiving touchdowns. That, coupled with running back Devonta Freeman's freshman campaign in 2011, which saw him run for the most yards (579) by a freshman since Travis Minor in 1997, showed that Fisher's offenses continue to be a force to reckon with in college football. Success in the NFL Draft also continued to pick up steam as Bradham was FSU's highest 2012 selection going in the fourth round to the Buffalo Bills. He was joined by fellow draftees Zebrie Sanders (5th round, Buffalo Bills), Mike Harris (6th round, Jacksonville Jaguars) and Andrew Datko (7th round, Green Bay Packers).

Florida State's success under Fisher has not been unexpected. Fisher set the standard for expectations in his first season, delivering the Seminoles back to a place of national prominence with a 10-4 record in 2010. FSU capped the season with a 26-17 win over No. 19 South Carolina in the Chick-fil-A Bowl and finished at No. 16 in the USA Today Coaches Poll. In addition to his season sweep of in-state rivals Miami and Florida, the Seminoles won the ACC Atlantic Division title en route to their first 10-win season since 2003.

Fisher won the most games (10) by a first-year coach in Florida State history and tied for the second-most by a rookie coach in ACC history. He was named the 2010 Football Writers Association of America's Freshman All-America Team Coach.

Three of his players in 2010 earned All-America honors: offensive guard Rodney Hudson (consensus All-America selection), defensive end Brandon Jenkins and cornerback Xavier Rhodes. Rhodes was named the ACC Rookie of the Year and National Defensive Freshman of the Year. Fisher capped off the 2010 season with three seniors selected in the 2011 NFL Draft led by his 11th NFL quarterback prodigy in Christian Ponder - the No. 12 overall pick in the draft by the Minnesota Vikings. Ponder became the highest offensive player to go for the Noles since offensive lineman Alex Barron in 2005. Before Ponder, Gary Huff was the highest drafted FSU QB as the 33rd overall pick in the second round of the 1973 draft.



## THE FISHER FILE

**Position:** Head Coach  
**Coaching Experience:** 26th season, 7th at Florida State (4th as Head Coach)  
**Hometown:** Clarksburg, W.Va.  
**Alma Mater:** Salem (W.Va.) '89  
**Birthdate:** October 9, 1965  
**Family:** wife Candi Fisher; sons Trey (12) and Ethan (8)

## FISHER'S COACHING LEDGER

Year	School	Position	W-L-T	Postseason
1988	Samford	SA/OB	5-6	
1989	Samford	SA/OB	4-7	
1990	Samford	GA/OB	6-4-1	
1991	Samford	OC/OB	12-2	NCAA I-AA
1992	Samford	OC/OB	9-3	NCAA I-AA
1993	Auburn	QB	11-0	
1994	Auburn	OB	9-1-1	
1995	Auburn	QB	8-4	Outback
1996	Auburn	QB	8-4	Independence
1997	Auburn	OB	10-3	Peach
1998	Auburn	QB	3-8	
1999	Cincinnati	OC/OB	3-8	
2000	LSU	OC/OB	8-4	Peach
2001	LSU	OC/OB	10-3	Sugar
2002	LSU	OC/OB	8-5	Cotton
2003	LSU	OC/OB	13-1	Sugar
2004	LSU	OC/OB	9-3	Capital One
2005	LSU	OC/OB	11-2	Peach
2006	LSU	OC/OB	11-2	Sugar
2007	Florida State	OC/OB	7-6	Music City
2008	Florida State	OC/OB	9-4	Champs Sports
2009	Florida State	OC/OB	7-6	Gator
2010	Florida State	HC	10-4	Chick-fil-A
2011	Florida State	HC	9-4	Champs Sports
2012*	Florida State	HC	12-2	Orange Bowl
Total	23 yrs	Asst	181-86-2	
	3 yrs	HC	31-10	

Bold - BCS National Championship  
 \*-ACC Champions & Discover Orange Bowl Champions



**"We worked together for five years. He did a fabulous job for us at LSU as the offensive coordinator. I think he's got all the right stuff to be a great head coach. I know he's turned down other opportunities to stay at Florida State and we're happy he's getting the opportunity as a head coach."**

**- NICK SABAN  
 ALABAMA HEAD COACH**

25

Number of Seminoles earning either first team, second team or honorable mention All-ACC honors in last three years

17-4

Home record as head coach

12

Number of QBs coached who have gone on to play in the NFL

8

Ranking among active FBS coaches in winning percentage (.756) over the last three years

2013 PREVIEW  
 2013 SEMINOLES  
 COACHING STAFF  
 2012 SEASON IN REVIEW  
 THIS IS FSU  
 HONORS  
 SEMINOLES IN THE PROS  
 RECORDS  
 FSU ADMINISTRATION



# JIMBO FISHER

Fisher has carried the success of his first three seasons onto the recruiting trail as he put together a 2011 recruiting class ranked either first or second nationally by ESPN.com, Scout.com and Rivals.com. He did it again in 2012 with a recruiting class ranked second nationally by ESPN.com and again in 2013 with a top 10 class despite the departure of several key assistant coaches, who not only became hot commodities after FSU's success in three seasons but each of whom received coaching promotions.

While maintaining the core values that Bowden instilled over the course of his 34 seasons in Tallahassee, Fisher has a simple explanation for the sweeping changes he has brought to the program: You don't run a business the same way today as you did 5-10 years ago.

He has carefully crafted his vision by borrowing from two men – Nick Saban and Bowden – he worked under. Their influence, though very different, can be seen sprinkled throughout Fisher's own blueprint for success. Fisher has not wasted any time putting his stamp on the Seminoles. From assembling a staff of energetic, ambitious assistants, to dramatically overhauling the program's infrastructure, he has left no stone unturned. His attention to every aspect of the program – from strength & conditioning, nutrition, mental training, academic support, talent evaluation and recruiting, player development and peer mentoring among teammates – is centered on establishing an unshakable foundation that emphasizes the whole development of each player.

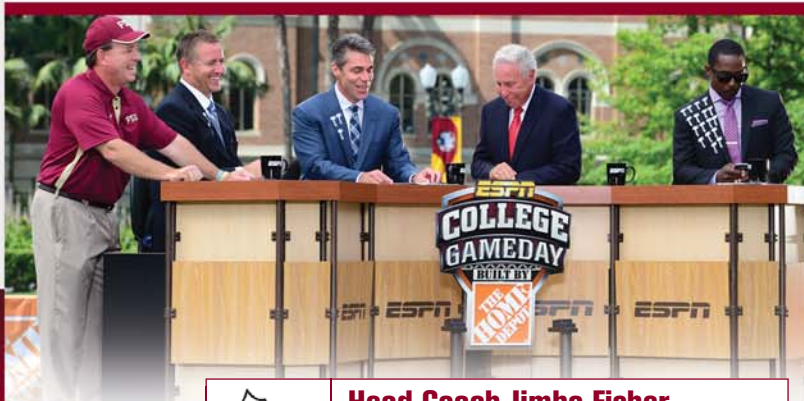


Yet the greatest influences in Fisher's life have been his parents, John James and Gloria Fisher. His late father, a coal miner and farmer who demanded accountability from sons Jimbo and Bryan, helped them understand the value of hard work from an early age. Those lessons extended beyond the family farm and home and onto the fields and courts as a promising young football, basketball and baseball players.

By the time Fisher reached junior high school and became the starting quarterback, he was calling plays in the huddle. Win or lose, the car rides home with his father always included a critique of what transpired on the field.

Fisher learned about tough-love from his father, but his future was also shaped by his mother, Gloria, who retired in 2011 from the West Virginia public schools system after teaching high school chemistry for 51 years. It was Gloria who made sure that her son escaped from a life in the coal mines and followed his dream after an all-state career at Liberty High School.

He has done both and with a high degree of success. After a one-semester stop at Clemson, where he was going to play baseball, Fisher returned home to Salem College in West Virginia. He starred for three seasons at quarterback, establishing a school and conference record for career passing



## Head Coach Jimbo Fisher A CLOSER LOOK

- Led FSU to its first Bowl Championship Series win since 1999 with a 31-10 victory over Northern Illinois in the Discover Orange Bowl on Jan. 1, 2013 in Miami Gardens, Fla. FSU finished in the top 10 of both the USA Today Coaches (No. 8) and Associated Press (No. 10) polls for the first time since 2003 in the coaches poll and 2000 in the AP poll.
- Led FSU to its first Atlantic Coast Conference championship since 2005 with a 21-15 title game victory over Georgia Tech on Dec. 1, 2012 in Charlotte, N.C. The Seminoles have won two ACC Atlantic Division titles in three years and with their 13th conference championship, trail Clemson by one title for the all-time league record.
- Has led FSU to its 31st consecutive bowl appearance - the longest active streak in the nation and second all-time to Nebraska's 35 - and extended its streak of four consecutive bowl victories, which also is the longest active streak in the nation.
- With 31 victories, he has collected more than any previous Florida State coach in their first three seasons. FSU's 51-7 win over Boston College on Oct. 13 was the 25th of his career, which moved him past Don Veller (24) for most wins in his first three seasons. Bobby Bowden registered 23 between 1976 and 1978.
- Has reached 31 wins in 41 games, matching the legendary Bowden to reach that standard.
- Tied for second all-time amongst Atlantic Coast Conference coaches for career wins in their first three seasons with former Maryland coach Ralph Friedgen (31) and current Virginia Tech coach Frank Beamer.
- Highlighted by the first back-to-back sweeps of Miami and Florida since 1998 and 1999, he led the Seminoles to five consecutive wins over their in-state rivals, matching the longest such streak in school history (1977-79).
- Under his three-season watch the Seminoles have recorded five shutout victories, including two in 2012. Only two Seminole coaches have recorded more shutout wins in their first three seasons at the helm. Don Veller notched seven shutout wins from 1948 through 1950 and Bill Peterson registered six between 1960 and 1962.
- In 2010 he guided FSU to its best home record (6-1) since 1999 and 2000, then matched that mark with a 6-1 record at Doak Campbell Stadium in 2012. The Seminoles are 17-4 defending their home turf over his first three seasons.
- Named the 2010 Football Writers Association of America (FWAA) Freshman All-America Team Coach.
- Won the most games (10) by a first-year coach in Florida State history and tied for the second most by a rookie coach in ACC history.
- Put together back-to-back top five recruiting classes with the 2011 class ranking either first or second nationally by ESPN.com, Scout.com and Rivals.com, and the 2012 class ranking No. 2 by ESPN.com.
- In posting the first season sweep of in-state rivals Florida and Miami, he joined former Florida coaches Ray Graves (1960) and Galen Hall (1985) as the only men in the state to pull off the feat as a first-year coach. The 52-point combined margin of victory over the rival Hurricanes and Gators was the widest margin in a season sweep by the Seminoles.
- By winning six of his first seven games in his first year, Fisher joined former FSU coaches Don Veller (48) and Larry Jones (71) to notch that feat as a first-year coach with the 'Noles.
- Responsible for developing FSU QB Christian Ponder who, as a second-year starter, led the ACC in total offense and passing yards per game in 2009. Ponder capped off his senior season in 2010 by becoming the 12th overall pick of the Minnesota Vikings in the 2011 NFL Draft.
- Has already turned out eighteen NFL Draft picks in his first three seasons, including a school-record 11 selections in 2013.
- As FSU's offensive coordinator from 2007-09, the Seminoles improved each season to rank among the ACC leaders in total offense.
- Offensive coordinator for the 2003 National Champion LSU Tigers.
- Coached three players selected in the first round of the 2007 NFL draft, including No. 1 overall pick JaMarcus Russell.

**6-1**

Record vs. Florida Schools

**5-1**

Record in bowl games as an assistant and head coach at FSU

**5**

National ranking among active FBS coaches for wins (31) in the last three years

**3-0**

Record in bowl games as FSU head coach

HEAD COACH

## JIMBO FISHER

2013  
PREVIEW2013  
SEMINOLESCOACHING  
STAFF2012 SEASON  
IN REVIEWTHIS IS  
FSU

HONORS

SEMINOLES  
IN THE PROS

RECORDS

FSU  
ADMINISTRATION

## Kidz 1st

- Jimbo Fisher and his wife, Candi, announced on Aug. 5, 2011 the creation of a new national fund to fuel the quest for a cure for Fanconi anemia, a very rare life-threatening disorder that afflicts their 8-year-old son, Ethan, and many others.
- Money raised through a campaign called "I Fight Fanconi" will support research into Fanconi anemia at the University of Minnesota, one of the leading universities pioneering better ways to treat the disorder, in advance of finding a cure. The campaign will raise research dollars for the Kidz1stFund, established by the Fishers, through the sale of t-shirts, wristbands and other products and through online donations. Less than seven months after creating the fund, Coach Fisher and his wife Candi along with their sons, presented the University of Minnesota's Amplatz Children's Hospital with a check for \$500,000 for Fanconi anemia research during the first half of a University of Minnesota men's basketball game on Mar. 3, 2012. The \$500,000 doubled the University's current research budget for Fanconi anemia.
- This type of hereditary anemia, primarily a blood disease, can affect all systems in the body and leads to bone marrow failure. For decades, the disorder was thought to be untreatable, but promising advances in medical research have improved the prognosis. To extend their lives, most children suffering from Fanconi anemia will require a stem cell transplant, either bone marrow or cord blood, yet many wait years to find a donor who is a perfect match – or never find one.
- Kidz1stFund's ultimate goal is not a dollar figure. It is a cure, so that Ethan and other kids with Fanconi anemia may lead full, happy lives. Together we can fight FA for the thousands affected by this disease. Through your gift to Kidz1stFund, we can all say "I FIGHT FANCONI."
- The Fishers also are making a widespread appeal for people to join the National Marrow Donor Registry to determine if they are a match for any of the thousands of people whose lives depend on a bone marrow transplant. For more information visit: [www.Kidz1stFund.com](http://www.Kidz1stFund.com).



yardage. A two-time conference player of the year and an All-American in his final season at Salem, Fisher transferred to Samford College in Birmingham, Alabama for his final season of eligibility. He enjoyed a record-setting season in 1987 with the Bulldogs, earning NCAA Division III National Player of the Year honors, which he parlayed into a season with the Chicago Bruisers of the Arena Football League.

In 1993, Fisher joined the staff at Auburn and over the next 14 seasons, including stops at Cincinnati and LSU, he built a reputation as a keen play-caller whose development of quarterbacks was second-to-none in major college football. His list of standout pupils included record-setters Stan White, Patrick Nix and Dameyune Craig, who is the lone 3,000-yard passer in Auburn history. After guiding Cincinnati to one of its most prolific seasons in a one-year stint, he joined Saban's staff at LSU. Over the course of a seven-year run with the Tigers, quarterbacks Josh Booty, Rohan Davey, Craig Nall, Matt Mauck, JaMarcus Russell and Matt Flynn were selected in the NFL Draft. Russell, who was the first player selected in the 2007 NFL Draft, and Davey, remain the only 3,000-yard passers in LSU history.

LSU made seven consecutive bowl appearances, won two SEC titles, posted a 70-20 record and won the 2003 BCS National Championship with Fisher as its offensive coordinator. He was a finalist for the 2001 Frank Broyles Award, presented to the nation's top assistant coach.

Fisher accepted Bobby Bowden's invitation to join the Florida State staff as offensive coordinator and quarterbacks coach in January 2007 and by the end of his first year, was tabbed as Bowden's successor upon retirement. The quick ascent followed a similar arc to the Seminoles' offense, which improved statistically in each of his first four seasons.

Along the way he has significantly impacted FSU's recruiting, been instrumental in the development of quarterbacks Ponder and Manuel and set the table for the inevitable transition to the seat occupied by Bowden since 1976. The time as a coach-in-waiting allowed him the opportunity to closely evaluate the players and program as a whole: what changes needed to be made and how to work the proper channels to get that accomplished.

After having the longest tenured coaching staff in college football in 2012, Fisher had some holes to fill in the offseason but he's managed to put together another top staff in the country. They have quickly become a part of the FSU football family on and off the field. Family is very important to Fisher.

Fisher's wife, Candi, and their sons, Trey and Ethan, are regular visitors in the football office. Trey follows his dad's same gametday routine which is highlighted by running out of the tunnel on Saturdays. He and Ethan are heavily involved in community sports and spend the most time on the baseball diamond. The Fishers took a trip to Cooperstown, N.Y. - the home of the National Baseball Hall of Fame - during the summer of 2013 to cheer on Trey and the Tallahassee Next Level Tribe who played in the prestigious American Youth Baseball Hall of Fame Invitational Tournament. Besides keeping the Fishers on target off the field, Candi - Fisher's



## The Fisher Family

wife of 20 years - serves as chairwoman of Kidz1stFund, a national fund created by the Fishers in 2011 to raise awareness and research funds to find a cure for Fanconi anemia, a very rare blood disease that affect many including their youngest son, Ethan. Kidz1stFund already has donated more than \$1.5 million dollars towards FA research thanks to a family of supporters.

Fisher treats his players very much like his own family, challenging, praising, even admonishing, when necessary. It is all in an attempt to help each and every one reach their full potential as student-athletes and responsible young adults.

Fisher wants relentless competitors to define his Florida State program; players who are immune to adversity.

As a hands-on head coach who will continue to work with the quarterbacks and call plays, Fisher remains a vocal presence on the field, while balancing a myriad of off-the-field responsibilities as he continues to shape the Florida State program in his own image.

Fisher will do that with a sense of responsibility and appreciation for Florida State's rich past and the men - Bowden and the players who have come before those he coaches today - who have built the program. Not surprisingly, he has welcomed those players back with open arms in an effort to bridge the past with the present and future.

It's that rich tradition that drew Fisher to Florida State and his time under Bowden. He's built on it thus far, but still has more left to accomplish.

3

Final Top 25 rankings for FSU in three years as head coach

2

Top 5 recruiting classes

2

Atlantic Division titles as head coach

1

BCS Bowl win as a head coach and BCS National Championship as an assistant coach





## Jeremy Pruitt

### Defensive Coordinator/Defensive Backs

**Experience:** 17th Season/1st at Florida State  
**Hometown:** Rainsville, Ala.  
**Alma Mater:** West Alabama '99  
**Birthdate:** May 28, 1974  
**Family:** fiancée, Casey  
 son, Jayse

### Coaching Ledger

Year	School	Position	W-L	Postseason
1997	Alabama	SA	4-7	
1998	Plainview	DC/DB		
1999	West Alabama	DB		
2000	Plainview	DC/DB		
2001	Fort Payne	DC/DB		
2002	Fort Payne	DC/DB		
2003	Fort Payne	AC/DC/DB		
2004	Hoover	DB		
2005	Hoover	DC/DB		
2006	Hoover	DC/DB		
2007	Alabama	Dir. PD	7-6	Independence Bowl
2008	Alabama	Dir. PD	12-2	Sugar Bowl
2009	Alabama	Dir. PD	14-0	BCS National Championship
2010	Alabama	DB	10-3	Capital One
2011	Alabama	DB	12-1	BCS National Championship
2012	Alabama	DB	13-1	BCS National Championship

• Jeremy Pruitt was tabbed the new defensive coordinator for the Seminoles in December of 2012 by head coach Jimbo Fisher. Pruitt became just the third defensive coordinator in the last 28 years.

• Pruitt, 39, spent the last three seasons directing one of the best defensive backfields in the country for one of the nation's best defenses as the secondary coach at Alabama. Pruitt helped the Crimson Tide rank in the top 10 in pass efficiency defense and top 15 in pass defense in all three seasons while also ranking in the top five in total defense and scoring defense. Pruitt has also been recognized as a tremendous recruiter. He was named as "National Recruiter of the Year" by 247Sports.com for 2012 in helping Alabama land the No. 1 recruiting class in the nation.

• Pruitt made an impact in Tuscaloosa his last two seasons. In 2012, Alabama ranked No. 7 in pass defense yielding just 173.64 yards per game and No. 7 nationally in pass efficiency defense (103.72) while also leading the nation in total defense (250.00 ypg), rushing defense (76.36 ypg) and scoring defense (10.93 ppg). In 2011, Alabama not only led the nation in pass defense (111.46 ypg) and pass efficiency defense (83.69), but the Crimson Tide led the nation in rushing defense, total defense and scoring defense on its way to winning the BCS National Championship.

• A former defensive back with the Crimson Tide, Pruitt's knowledge on defense helped Alabama to one Southeastern Conference Championship and two BCS national titles in the last three years. His secondary in 2011 produced three NFL draft picks in first rounders safety Mark Barron (No. 7 pick by the Tampa Bay Buccaneers) and cornerback Dre Kirkpatrick (No. 17 pick by the Cincinnati Bengals). Cornerback DeQuan Menzie was taken in the fifth round by the Kansas City Chiefs.

• In 2012, Pruitt's secondary overcame the loss of three NFL Draft picks to become one of the best in the nation. Junior cornerback Dee Milliner led the group with 51 tackles, 18 pass breakups and two interceptions en route to earning first-team All-America honors. A finalist for the Jim Thorpe Award, Milliner ranked third nationally in passes defended with 1.67 per game.

• The 2011 Alabama secondary was one of the best in the nation, boasting a pair of AFCA first-team All-Americans in Barron, a finalist for the Thorpe Award, and Menzie. Kirkpatrick made it three first-team All-Americans in the secondary when he and Barron received that honor from the FWAA.

• Pruitt took over the Alabama secondary following the 2009 National Championship and the loss of three starters in the backfield. Under the tutelage of Pruitt, a young group came together quickly and helped Alabama lead the SEC in total defense, scoring defense and pass efficiency defense. The Crimson Tide finished 13th nationally in pass defense yielding 176.23 yards per game and sixth in pass efficiency defense (103.54) while Alabama ranked third nationally in scoring defense (13.54 ppg), fifth in total defense (286.38 ypg) and 10th in rushing defense (110.15 ypg). The 2010 secondary



was anchored by Barron, who was named a first-team FWAA All-American. Barron led the Tide with 75 tackles in 12 games in 2010. Robert Lester also had a significant impact at safety earning second-team Walter Camp All-American honors while ranking second nationally with eight interceptions. At corner, Kirkpatrick was a second-team All-SEC pick, while Milliner was a freshman All-American and freshman All-SEC selection.

• Pruitt joined the Alabama staff as Director of Player Development in 2007 after a successful stint as an assistant coach at Hoover (Ala.) High School. At Hoover, he served for three seasons as defensive backs coach with the final two as the defensive coordinator. He tutored a defense that helped the Bucs reach the Class 6A state championship in 2004, 2005 and 2006, winning titles in 2004 and 2005. Pruitt served as an assistant coach under his father, Dale Pruitt, at Fort Payne High School from 2001-03. He posted a record of 83-21 in his eight seasons as a high school coach.

• Pruitt began his coaching career as a student assistant coach at Alabama during the 1997 season, working under defensive backs coach Curley Hallman. After one year on the UA staff, Pruitt joined his father's staff at Plainview High School as defensive backs coach and defensive coordinator in 1998 and 2000. He spent one season as defensive backs coach at the University of West Alabama, where he earned his bachelor's degree in 1999.

• During his collegiate playing career, Pruitt played at both Middle Tennessee and Alabama. He began his career coaching under legendary coach Boots Donnelly at Middle Tennessee. He was a two-year starter at safety and cornerback for the Blue Raiders.

• After his sophomore season, Pruitt transferred to Alabama where he played two seasons under Gene Stallings. As a junior, Pruitt played in nine games and appeared in seven more games as a senior backup defensive back. He was a member of Alabama's 1996 SEC Western Division championship team that beat Michigan 17-13 in the Outback Bowl in Tampa.

• A two-time all-state defensive back, Pruitt helped Plainview (Ala.) High School to compile a 48-8 record during his four-year career. He earned all-state honors in both 1991 and 1992.



**The Pruitt Family**



## Rick Trickett

### Assistant Head Coach Offensive Line

**Experience:** 41st Season/7th at Florida State

**Hometown:** Morgantown, W.Va.

**Alma Mater:** Glenville, '72

**Birthdate:** March 23, 1948

**Family:** wife, Tara; sons, Clint, Chance,  
Travis and daughter-in-law Tiffany

### Coaching Ledger

Year	School	Position	W-L	Postseason
1973	Glenville	LB	10-2	NCAA Division II Playoffs
1974	Indiana (Pa.)	LB	6-4	
1976	Indiana (Pa.)	LB	8-1-1	
1977	West Virginia	DL	5-6	
1978	West Virginia	DL	2-6	
1979	West Virginia	OL	5-9	
1980	So. Illinois	OL	3-6	
1981	So. Illinois	OL	7-8	
1982	Southern Miss	OL	7-4	
1983	Southern Miss	OL	7-4	
1984	Southern Miss	OL	4-7	
1985	Mew Mexico	OL	3-8	
1986	Memphis	AHC/OL	1-10	
1987	Memphis	AHC/OL	5-5-1	
1988	Memphis	AHC/OL	6-5	
1989	Mississippi State	OL	5-6	
1990	Mississippi State	OL	5-6	
1991	Mississippi State	OL	7-5	Liberty
1992	Mississippi State	OL	7-5	Peach
1993	Auburn	OL	11-0	Blue-Gray All-Star Classic Staff
1994	Auburn	OL	9-1-1	
1995	Auburn	OL	8-4	Outback
1996	Auburn	AHC/OL	8-4	Independence
1997	Auburn	AHC/OL	10-3	Peach/SEC Championship Game
1998	Auburn	AHC/OL	3-8	
1999	Glenville	HC	5-6	
2000	LSU	AHC/OL	8-4	Peach
2001	West Virginia	AHC/OL	3-8-1	
2002	West Virginia	AHC/OL	9-4	Continental Tire
2003	West Virginia	AHC/OL	8-5	Gator
2004	West Virginia	AHC/OL	8-4	Gator
2005	West Virginia	AHC/OL	11-1	Sugar
2006	West Virginia	AHC/OL	11-2	Gator
2007	Florida State	AHC/OL	7-6	Music City
2008	Florida State	AHC/OL	9-4	Champs Sports
2009	Florida State	AHC/OL	7-6	Gator
2010	Florida State	AHC/OL	10-4	Chick-fil-A
2011	Florida State	AHC/OL	9-4	Champs Sports
2012	Florida State	AHC/OL	12-2	Orange

• One of the top and most respected offensive line coaches in all of college football, Rick Trickett enters his seventh season at Florida State and his 41st overall. He is nationally recognized for his ability to identify, recruit and develop talent.

• Trickett's standout offensive line group was vital to FSU's most productive offensive season ever in 2012. The Seminoles set an FSU record with 6,591 yards of total offense and surpassed 500 yards of total offense six times behind a front line in which all five starters captured all-conference honors. Florida State rolled to its first ACC title since 2005 and an Orange Bowl victory behind redshirt sophomore left tackle Cameron Erving (All-ACC Second Team), redshirt junior center Bryan Stork (All-ACC Second Team), sophomore right guard Tre' Jackson (All-ACC Second Team), junior Menelik Watson (All-ACC Honorable Mention) and sophomore left guard Josue Matias (All-ACC Honorable Mention). Florida State ranked second in the ACC in rushing offense (206.21 ypg) and third in total offense (471.50 ypg) and scoring offense (39.29 ppg). In the nation, FSU was 24th in rushing offense, 19th in total offense and 10th in scoring. The Florida State offensive line allowed EJ Manuel to wrap up an impressive career as he passed for 3,392 yards and 23 touchdowns en route to All-ACC Second Team honors. Manuel was the first quarterback selected in the 2013 NFL Draft (16th overall) by the Buffalo Bills. In addition to Manuel, Florida State's running backs enjoyed tremendous success in 2012. The Seminoles' rushing attack by committee produced a new school record for rushing touchdowns with 40 and tallied 2,882 yards on the ground at a 5.6 per carry clip. Senior Chris Thompson (687 yards, five touchdowns) and sophomores Devonta Freeman (660 yards, eight scores) and James Wilder, Jr. (635 yards, 11 scores) all eclipsed the 600-yard mark, while senior fullback Lonnie Pryor added eight touchdowns and Manuel produced four scores. FSU's front line proved it could open holes for anybody as an unprecedented five different Seminoles rushed for 100 yards or more in a game, capped by Pryor's 134-yard, two-touchdown MVP performance in the Orange Bowl.

• FSU's lack of experience on the offensive line made the 2012 season's success even more impressive as only Stork had more than one start among the front five heading into last year's campaign. Erving spent his first two seasons as a defensive lineman before switching to offensive line, while Watson, a former collegiate basketball player from Manchester, England, had never played a down of NCAA Division I football. Jackson and Matias picked up their first starts against Notre Dame in the 2011 Champs Sports Bowl. Trickett was able to turn a question mark into an FSU

strength in 2012 and helped develop Watson from an unknown prospect into a second round pick (No. 42 overall) by the Oakland Raiders in the 2013 NFL Draft. Heading into 2013, FSU will break in a new quarterback, but the front five will be arguably the Noles' strongest and most experienced group with Stork, Erving, Jackson and Matias returning as entrenched starters and senior Jacob Fahrenkrug (12 career starts) and juniors Austin Barron (three career starts) and Bobby Hart (nine career starts) capable of making an impact.

• Trickett's abilities to mold a unit were tested by injuries during 2011. The extended losses of seniors Andrew Datko and David Spurlock led FSU to start seven different offensive line combinations. No single group was together in the same position for more than three consecutive games. However, Trickett's group still managed to produce an All-ACC first team selection in senior Zebrie Sanders, a freshman All-American in Bobby Hart and two NFL draft picks. Sanders ended up being a fifth round pick of the Buffalo Bills. Datko, who was headed for a solid senior campaign, was selected in the seventh round by the Green Bay Packers. Trickett's handy work in crafting offensive lines really came to light in the 2011 Champs Sports Bowl. His young starting line featuring four true freshmen overcame a four-sack first half, settled down and held off a good Notre Dame defensive line to help FSU rally from a 14-0 deficit as the Seminoles won 18-14.

• In 2010, Trickett's line featured second round NFL draft pick Rodney Hudson. Hudson became one of the most decorated offensive linemen in school and ACC history, earning unanimous first team All-American honors in 2010. Hudson was one of three finalists for the Outland Trophy, won his second consecutive Jacobs Blocking Trophy as the ACC's most dominant lineman and was only the second lineman in league history to be selected All-ACC four times. Trickett's unit led the way for three Seminole running backs who gained more than 400 yards rushing on the ground. It was only the sixth time in FSU history that a trio gained more than 400 yards in a season. FSU ran for more than 200 yards five times as a team including a 298-yard performance against in-state rival Miami which capped off a string of four consecutive 200-yard rushing games - BYU (278), Wake Forest (201), Virginia (256) and Miami (298). FSU ran for 218 yards in the Chick-fil-A bowl win over SEC East Champion South Carolina. Center Ryan McMahon finished his career as the all-time leader in career starts (53) after Trickett converted the defensive tackle into a mainstay on the offensive line for four years. Going into 2011, his bookends - tackles Datko and Sanders - garnered preseason honors.



**The Trickett Family**

• In 2009, Trickett's unit allowed just 20 sacks - the fewest by an FSU team since 1997 - as the 'Noles averaged 271.8 yards per game through the air. In 2008, the 'Noles averaged 179.1 yards per game on the ground; the best by an FSU team since 2002. All five Florida State starting offensive linemen in 2009 were nominated for All-ACC honors by opposing league coaches, marking a first in Trickett's distinguished career.

• Trickett has coached seven All-American offensive linemen in his storied career at some of the nation's top schools, including Hudson, who earned the distinction from the Football Writers Association of America in 2009 and was a unanimous All-American selection in 2010. He has been nominated for the Frank Broyles Award twice (2006, 2009) which goes to the nation's top assistant coach.

• Four FSU linemen - Hart, Hudson, McMahon and Datko - garnered Freshman All-American honors while playing for Trickett. He has coached 17 players that have been named either first or second team freshmen All-Americans.

• Trickett's track record for developing strong units quickly transferred to Florida State as the Seminoles improved its per game rushing yards average by more than 70 yards after two seasons. After one season at West Virginia, the Mountaineer running game improved from 35th in the nation to second in 2002. From 2002-2006, West Virginia finished among the top 15 rushing offenses and three times were among the top five nationally.

• In 2006 as the offensive line coach at West Virginia, the Mountaineers were second in the nation in rushing, third in scoring offense and fifth in total offense. Only two other schools in the previous 10 years had finished in the top five of each of those categories.

• At Auburn, he coached four linemen - Wayne Gandy, Willie Anderson, Victor Riley and Kendall Simmons - who were selected in the first round of the NFL Draft.

• More than 30 players Trickett has coached have gone on to play in the NFL and more than 35 players have won all-conference honors, including four of his five linemen at West Virginia in 2005 and 2006 and all five Seminole starters in 2012. At LSU in 2000, three of his players earned All-SEC honors.

• Trickett earned his undergraduate degree in 1972 from Glenville (W.Va.), where he was an all-conference strong safety. He received his master's degree from Indiana (Pa.) in 1975.

• Trickett is a U.S. Marine Corps and Vietnam War veteran.

• Trickett released a book in 2012. "Complete Offensive Line" is a comprehensive guide to the techniques, drills and game strategies necessary to develop an effective offensive front.

• The Tricketts have been a fixture on the FSU campus since Rick's 2007 arrival in Tallahassee. Two of Tara and Rick's sons have been involved in the football program with Travis serving as an offensive graduate assistant in 2010 after serving as a videographer. He received his master's degree from FSU and is now the co-offensive coordinator/quarterbacks coach at Samford. Clint spent three years as a quarterback for the Noles and graduated with a degree in social science. He will continue his football and academic career at West Virginia this fall. Chance graduated in spring 2011 with his bachelor's degree.





## Tim Brewster Recruiting Coordinator/Tight Ends

**Experience:** 27th Season/1st at Florida State  
**Hometown:** Phillipsburg, N.J.  
**Alma Mater:** Illinois, '83  
**Birthdate:** October 13, 1960  
**Family:** wife, Cathleen  
 sons Eric, Clint and Nolan

### Coaching Ledger

Year	School	Position	W-L	Postseason
1986	Purdue	GA	3-8	
1987	Central Catholic	HC		
1988	Central Catholic	HC		
1989	North Carolina	RC/TE/ST	1-10	
1990	North Carolina	RC/TE/ST	6-4-1	
1991	North Carolina	RC/TE/ST	7-4	
1992	North Carolina	RC/TE/ST	9-3	Peach
1993	North Carolina	RC/TE/ST	10-3	Gator
1994	North Carolina	RC/TE/ST	8-4	Sun
1995	North Carolina	RC/TE/ST	7-5	Carquest
1996	North Carolina	RC/TE/ST	10-2	Gator
1997	North Carolina	RC/TE/ST	11-1	Gator
1998	Texas	TE	9-3	Cotton
1999	Texas	TE	9-5	Cotton
2000	Texas	TE	9-3	Holiday
2001	Texas	TE	11-2	Holiday
2002	San Diego Chargers	TE	8-8	
2003	San Diego Chargers	TE	4-12	
2004	San Diego Chargers	AHC/TE	12-4	
2005	Denver Broncos	TE	13-3	
2006	Denver Broncos	TE	9-7	
2007	Minnesota	HC	1-11	
2008	Minnesota	HC	7-6	Insight
2009	Minnesota	HC	6-7	Insight
2010	Minnesota	HC	1-6	
2012	Mississippi State	WR	8-5	Gator

• Tim Brewster joined the Florida State coaching staff in February of 2013 and will serve as the tight ends coach and recruiting coordinator. Brewster coached wide receivers in 2012 at Mississippi State helping the Bulldogs break several records. Brewster was the head coach of the Minnesota Golden Gophers from 2007-2010 before spending the 2011 season as a college football analyst for Fox Sports. He led the Golden Gophers to the Insight Bowl in both 2008 and 2009 and has coached in 13 bowl games. Prior to Minnesota, Brewster spent five seasons in the National Football League. He concluded his second season as tight ends coach for the Denver Broncos in 2006. Brewster instructed the San Diego Chargers tight ends from 2002-04 and held additional responsibilities as the team's assistant head coach for the 2004 season.

• During his tenure at San Diego, Brewster oversaw the rapid development of Antonio Gates, who in 2004 earned first-team All-Pro honors from the Associated Press and a Pro Bowl selection after playing only his second year of football since high school. Gates set an NFL single-season touchdown record (13) for tight ends in 2004 while ranking third in receiving yards (964) and fourth in receptions (81) among NFL tight ends.

• Before working for San Diego, Brewster enjoyed success coaching tight ends at the University of Texas (1998-2001) and the University of North Carolina (1989-97), where he also coached special teams and was the Tar Heels recruiting coordinator. He worked on Mack Brown's staffs at both schools and developed six tight ends who signed NFL contracts.

• In four years at Texas, Brewster tutored two tight ends who earned All-Big 12 Conference honors, including 1998 first-team selection Derek Lewis, and coached two players who signed NFL contracts in Lewis and Bo Scaife, who was drafted in the sixth round by Tennessee in 2005. Brewster's tight ends at Texas blocked for a 1,000-yard rusher in each of his four seasons at the school, highlighted by Ricky Williams' 2,124-yard season in 1998.



• In nine years at North Carolina, Brewster mentored four All-ACC selections at tight end and helped the school advance to six consecutive bowl games from 1992-97. As recruiting coordinator, his efforts secured the talent that helped the 1997 team go 11-1 and finish fourth in the nation.

• Brewster guided Alge Crumpler to second team All-ACC distinction and honorable mention All-America accolades from Football News as a sophomore in 1997. He also mentored Freddie Jones to a first-team All-ACC selection in 1995 and again in 1996 when Jones set a North Carolina single-season record for receptions by a tight end (32) to garner third-team All-America honors from Football News.

• His tight ends at North Carolina were critical to the team's rushing success as their blocking helped clear the way for five different 1,000-yard seasons, including Natrone Means' back-to-back 1,000-yard years in 1991 and 1992. Greg DeLong, a first-team All-ACC tight end in 1994, twice earned ACC Lineman of the Week honors for his blocking in 1996 under Brewster's tutelage.

• Brewster spent 1987-88 as head coach at Central Catholic High School in Lafayette, Ind., directing a wide-open offense that won 15 of 23 games during that period. He developed Indiana's passing leader in both of his seasons as head coach.

• Brewster began his coaching career in 1986 at Purdue, where he coached tight ends and offensive tackles as a graduate assistant.

• A former two-time All-Big Ten Conference selection at the University of Illinois, Brewster led the nation's tight ends in receiving in 1983 and captained Illinois to the 1984 Rose Bowl against UCLA. Brewster, who graduated from Illinois with a bachelor's degree in political science, participated in the training camps of the New York Giants (1984) and Philadelphia Eagles (1985).

• Brewster was born Oct. 13, 1960, in Phillipsburg, N.J. He and his wife, Cathleen, have three sons: Eric, Clint and Nolan.



The Brewster Family

2013 PREVIEW  
 2013 SEMINOLES  
 COACHING STAFF  
 2012 SEASON IN REVIEW  
 THIS IS FSU  
 HONORS  
 SEMINOLES IN THE PROS  
 RECORDS  
 ADMINISTRATION



## Lawrence Dawsey Passing Game Coordinator/ Wide Receivers

**Experience:** 13th Season/7th at Florida State  
**Hometown:** Dothan, Ala.  
**Alma Mater:** Florida State, '91  
**Birthdate:** November 16, 1967  
**Family:** wife, Chantal;  
 son, Lawrence, Jr.;  
 stepdaughter, Dominique Moffitt, M.D.  
 and son-in-law Michael Moffitt, M.D.

### Coaching Ledger

Year	School	Position	W-L	Postseason
1998	Tampa Catholic	AC		
2002	Blake High School	AC		
2003	LSU	GA	13-1	Sugar
2004	USF	WR	4-6	
2005	USF	WR	6-6	Meineke Car Care
2006	USF	WR	9-4	PappaJohns.com
2007	Florida State	WR	7-6	Music City
2008	Florida State	WR	9-4	Champs Sports
2009	Florida State	WR	7-6	Gator
2010	Florida State	PGC/WR	10-4	Chick-fil-A
2011	Florida State	PGC/WR	9-4	Champs Sports
2012	Florida State	PGC/WR	12-2	Orange

• Lawrence Dawsey enters his seventh season on the Florida State staff and his fourth season as the Seminoles' passing game coordinator and receivers coach.

• Florida State's receivers have prospered under Dawsey's direction. Over the past two seasons, FSU has averaged 24.5 receiving touchdowns and compiled over 3,500 yards per year. In 2012, sophomore Rashad Greene captured honorable mention All-ACC honors and was a SI.com honorable mention All-American after leading the Seminoles with 57 receptions for 741 yards and six touchdown catches. Greene was one of seven players who averaged at least 11.0 yards per reception and caught 20 or more passes. Greene, senior Rodney Smith, junior Kenny Shaw and redshirt freshman Kelvin Benjamin all recorded at least 25 receptions for 350 yards or more. Smith capped his four-year career by setting the FSU record for consecutive games with a reception (39). He finished his career with 106 receptions for 1,540 yards and 10 touchdowns. Dawsey was instrumental in helping the FSU offense to its most productive season ever in 2012. The Seminoles set an FSU record with 6,591 yards of total offense and surpassed 500 yards of total offense six times. Florida State ranked third in the ACC in total offense (470.8 ypg) and scoring offense (39.3 ppg). FSU will break in a new quarterback in 2013 after two-year starter EJ Manuel graduated and was the first quarterback drafted (No. 16 player overall) by the Buffalo Bills in the April NFL Draft, but the 'Noles return seven of their eight leading receivers from a year ago - likely promising another prolific offensive campaign. Smith will start the 2013 NFL season in training camp with the Minnesota Vikings, while Greene, Shaw, Benjamin and Dent will combine with veterans Willie Haulstead, a redshirt senior who had six scores in 2010, senior Jared Haggins (20 catches, three starts) and redshirt junior Christian Green (29 receptions, four starts) and incoming freshmen Jesus Wilson, Isalah Jones and Levonte Whitfield to form one of the nation's deepest receiving corps.

• In 2011, six different receivers averaged better than 11 yards per reception for a passing offense that produced 25 TD receptions and 3,341 yards through 13 games. Dawsey guided Greene, FSU's leading receiver, to one of the best freshman campaigns in FSU history as he posted the second-most receptions (38), receiving touchdowns (7) and third-most receiving yards (596). He ranked among the top five freshmen nationally in receiving touchdowns. Senior Bert Reed left Florida State after four years under Dawsey's tutelage among the top five Seminoles in career receptions and top 15 Seminoles in career receiving yards. Sophomore Christian Green, a converted quarterback who redshirted in 2010, broke out in 2011 leading the team with a 17.3 yard per catch average and finishing third in receiving yards.

• In 2010, Dawsey added passing game coordinator to his title and four receivers caught at least 30 passes as Florida State ranked fifth in the ACC in pass receptions and sixth in receiving yards. Reed, Haulstead and Smith combined for 127 receptions, 1,649 yards and 11 touchdowns.

• In 2009, Dawsey tutored Rod Owens and Reed who became the first pair of Seminole receivers to collect at least 60 receptions each in the same season since 1995. Owens (61) and Reed (60) joined the prolific '95 tandem of Andre Cooper (71) and E.G. Green (60) as the only duos to match that standard in program history. Five Seminoles in 2009 - Owens, Reed, Jarmon Fortson (45), Taiwan Easterling (35) and Richard Goodman (27) - caught at least 20 passes. FSU had not had five receivers with 20 or more catches since the 1992 season.

• The production of Dawsey's receivers has helped the Seminoles improve in total offense over each of the past six seasons, including their average of 470.8 yards per game in 2012 which was the best season at FSU since 2000 and the school-record total mark of 6,591 yards. FSU's wideouts had a hand in quarterbacks Christian Ponder and EJ Manuel becoming first round NFL draft picks. Manuel finished his career as the FSU career-leader in completion percentage at 66.9 percent - a mark that also ranks second in ACC history. Manuel finished the 2012 season with 3,392 yards passing - the second-most in Seminole history. He finished his career third in the FSU annals in career passing yards, third in completions and sixth in passing touchdowns.

• In Dawsey's first two seasons at Florida State he helped Greg Carr climb the charts as one of the most productive receivers in school history. Greg Carr finished his career with 148 catches for 2,574 yards and 29 career touchdowns.

• In 2007, Dawsey's first season, Florida State boasted three receivers - Preston Parker, De'Cody Fagg and Carr - with 700 or more receiving yards for the first time in school history.

• Beyond the playing field, Dawsey too has established himself as one of the nation's top recruiters. He's picked up the Seminoles' efforts in the Tampa area and helped the Seminoles attract the nation's No. 1 recruiting class in 2011. He was named one of ESPN.com's Top 25 Recruiters of the Year in 2011. Dawsey was also named the 2011 ACC Recruiter of the Year by SI.com and one of the Top 25 recruiters in the nation in 2011 and 2012 by Rivals.com. He was selected as one of the top 50 recruiters in the country by 247Sports in 2012 and 2013.

• Dawsey's first coaching job came as a high school assistant at Tampa Catholic in 1998. He did not return to the sideline until serving as a training camp assistant coach with the NFL's St. Louis Rams in 2001 and returned to the high school ranks in 2002 at Blake in Tampa.

• He spent the 2003 season as a graduate assistant on Nick Saban's LSU staff, where he worked with Jimbo Fisher. The Tigers posted a 13-1 record and won the BCS National Championship.

• Dawsey had the opportunity to work with LSU receiver Michael Clayton, who later became the No. 1 selection of the Tampa Bay Buccaneers and broke several of Dawsey's rookie receiving records with the club.

• The season at LSU opened the door for Dawsey's first, full-time college position as he returned to Tampa as the wide receivers coach at USF from 2004-2006. As a recruiter, he was instrumental in landing the talent which helped the Bulls break on to the national scene. USF's passing offense also took flight during Dawsey's three seasons and ranked among the best in the Big East.

• Dawsey was an integral part of the Seminole football dynasty as a player. His four seasons at wide receiver corresponded with the first four 10-win, top-five poll finishes by FSU. As a player, he was known for his work ethic, accountability, precision route-running, down-field blocking and the ability to rise to the occasion in big games. Those are the same qualities he has instilled in his current group of receivers.

• A third-round selection by the Tampa Bay Buccaneers in 1991, Dawsey enjoyed a seven-season NFL career. He also played for the New York Giants (1996), Miami Dolphins (1997) and New Orleans Saints (1999).

• Dawsey was named the NFL Rookie of the Year by Sports Illustrated and named to the All-Rookie Team by Pro Football Weekly in 1991 after he led Tampa Bay with 55 receptions and set the club's rookie record with 818 receiving yards. Dawsey also led the team in receptions (60) and receiving yards (776) in 1992.

• Dawsey's family also has enjoyed success as well. His daughter Dominique and son-in-law Michael Moffitt, both Florida State graduates, have each earned their M.D. at Meharry Medical College in Nashville, Tenn. Dominique is a Clinical Fellow in Anesthesiology at Brigham and Women's Hospital - a Harvard University Hospital. His son, Lawrence, Jr., is a sophomore in the IB (International Baccalaureate Program).



The Dawsey Family

2013 PREVIEW  
 2013 SEMINOLES  
 COACHING STAFF  
 2012 SEASON IN REVIEW  
 THIS IS FSU  
 HONORS  
 SEMINOLES IN THE PROS  
 RECORDS  
 ADMINISTRATION  
 FSU





**Jay Graham**  
Running Backs

**Experience:** 9th Season/1st at Florida State  
**Hometown:** Concord, N.C.  
**Alma Mater:** Tennessee '04  
**Birthdate:** July 14, 1975  
**Family:** wife, Kelly; daughters Nia and Denae, and sons, Jayson and Kellan

**Coaching Ledger**

Year	School	Position	W-L	Postseason
2005	Tennessee	GA	5-6	
2006	Chattanooga	RB	3-8	
2007	San Diego	RB/ST		
2007	UT Martin	RB/RC	4-7	
2008	Miami (Ohio)	RB	2-10	
2009	South Carolina	RB/	7-6	PapaJohns.com
2010	South Carolina	RB/	9-5	Chick-Fil-A
2011	South Carolina	RB/TE	11-2	Capital One
2012	Tennessee	RB	5-7	

• Jay Graham was hired by head coach Jimbo Fisher in March of 2013 to coach the Florida State running backs. The All-SEC and NFL back has spent eight years coaching, including the last four seasons in the SEC at South Carolina and then at his alma mater, Tennessee, where he was one of the most productive rushers in the history of the Volunteers.

• Throughout the majority of his coaching career, Graham has worked with running backs. His first full-time position in 2006 was as the running backs coach at Tennessee-Chattanooga. He went on to coach the backs at San Diego, UT-Martin, Miami (OH), South Carolina and then back at his alma mater in 2012.

• In just one year in Knoxville under Graham's guidance the Vols more than doubled their rushing output from 70.4 yards per game in 2011 to 160.3 yards per game in 2012. Prior to his success in Tennessee, Graham tutored standout South Carolina running back Marcus Lattimore while with the Gamecocks. Lattimore was on pace to become the first South Carolina rusher to post consecutive 1,000-yard seasons for the school since Heisman Trophy winner George Rogers before suffering an ankle injury that sidelined him for the final five games



**The Graham Family**



• Graham had an outstanding playing career in the SEC where he rushed for 2,609 yards from 1993-96 and still ranks seventh on the Tennessee career rushing yards list. His 11 100-yard games in 1995 are the most in one season in UT history and his 14 career 100-yard games rank second in Tennessee history. Graham earned All-SEC second team honors as both a junior and a senior and helped the Vols to three bowl victories. Overall he has coached and played in seven bowl games during his career.

• Following his successful career at Tennessee, Graham was a third-round pick of the Baltimore Ravens in 1997. He spent six seasons in the NFL with Baltimore, Seattle, and Green Bay.

• Graham and his wife, Kelly, are the parents of two daughters, Nia and Denae, and two sons, Jayson and Kellan.



2013 PREVIEW  
 2013 SEMINOLES  
 COACHING STAFF  
 2012 SEASON IN REVIEW  
 THIS IS FSU  
 HONORS  
 SEMINOLES IN THE PROS  
 RECORDS  
 ADMINISTRATION





## Odell Haggins Defensive Tackles

**Experience:** 20th Season/20th Season at Florida State  
**Hometown:** Bartow, Fla.  
**Alma Mater:** Florida State, '93  
**Birthdate:** February 27, 1967  
**Family:** wife, Robin;  
 daughter Amelia Grace

### Coaching Ledger

Year	School	Position	W-L	Postseason
1994	Florida State	TE/OL	10-1-1	Sugar
1995	Florida State	TE/OL	10-2	Orange
1996	Florida State	DT	11-1	Sugar
1997	Florida State	DT	11-1	Sugar
1998	Florida State	DT	11-2	Fiesta
1999	Florida State	DT	12-0	Sugar
2000	Florida State	DT	11-2	Orange
2001	Florida State	DT	8-4	Gator
2002	Florida State	DT	9-5	Sugar
2003	Florida State	DT	10-3	Orange
2004	Florida State	DT	9-3	Gator
2005	Florida State	DT	8-5	Orange
2006	Florida State	DT	7-6	Emerald
2007	Florida State	DT	7-6	Music City
2008	Florida State	DT	9-4	Champs Sports
2009	Florida State	DT	7-6	Gator
2010	Florida State	DT	10-4	Chick-fil-A
2011	Florida State	DT	9-4	Champs Sports
2012	Florida State	DT	12-2	Orange

• Odell Haggins is the longest-tenured member of the Florida State coaching staff as he enters his 20th season at the school where he starred on the defensive line from 1986-89. He began his career as a tight ends/offensive line coach in 1994 with the Seminoles and took over the interior defensive line duties in 1996, where he has remained a fixture.

• The 2012 season was another banner year for Haggins' charges on the interior defensive line as three Seminole defensive tackles earned All-ACC honors with senior Everett Dawkins and sophomore Timmy Jernigan capturing All-ACC Second Team honors, while senior Anthony McCloud picked up All-ACC Honorable Mention accolades. In part due to suffocating pressure up front, the Seminoles ranked second in the nation in total defense in 2012, yielding just 254.14 yards per contest. The 'Noles also ranked first in the nation in pass efficiency defense (95.43) and pass defense (161.86 ypg), third in rushing defense (92.29 ypg) and sixth in scoring defense (14.71 ppg). FSU allowed opposing running backs just 2.75 yards per carry, which ranked in a tie for fourth in the country. The core of Dawkins, Jernigan, McCloud and redshirt junior Demonte McAllister combined to register 129 tackles, including 15.5 for loss in 2012. Even with the losses of McCloud and Dawkins, who will both enter the 2013 NFL season on the Minnesota Vikings' training camp roster, FSU's interior defensive line could be its deepest yet in 2013. Jernigan and McAllister both ranked among Florida State's top 10 tacklers a year ago and have 26 tackles for loss between them in their careers. That pair will team with rising redshirt senior Jacobbi McDaniel (65 career tackles, including 10.5 for loss), who returns after missing all of 2012 because of injury, and promising underclassmen Eddie Goldman, a highly touted sophomore who played in 10 games as a true freshman, and Nile Lawrence-Stample, a redshirt sophomore who played in eight games a year ago, to anchor the Garnet and Gold defensive attack. Highly touted redshirt freshman Justin Shanks and redshirt sophomore Derrick Mitchell also will be expected to make significant impacts on the field for the first time. Incoming freshman Keith Bryant, a four-star recruit, adds even further depth.

• Haggins has been able to build depth with his interior defensive line group that at one point in 2011 was four-deep at each position. That season, his regular rotation of McCloud, Dawkins, Cameron Erving and freshman All-American Jernigan produced 100 tackles, including 16.5 behind the line of scrimmage. FSU's run defense allowed opposing backs to average just 2.35 yards per carry, which led all 120 FBS programs. The Seminoles ranked fourth nationally in total defense (275.0 ypg), second in rushing defense (82.69 ypg), fourth in scoring defense (15.1 ppg), eighth in tackles for loss (8.62 per game) and tied for eighth in sacks (3.08 per game). The Seminoles led the ACC in eight different defensive categories. Jernigan earned first team freshman All-American honors from several publications after posting 30 tackles, six tackles for loss and 2.5 sacks.

• Haggins helped produce one of the best defensive lines in the nation in 2010 as the Seminoles ranked third in the nation in quarterback sacks, 21st in tackles for loss and 42nd in total defense. The Seminoles tied with Boise State for first nationally in total sacks with 48. Three of his defensive tackles - Dawkins, McCloud and McDaniel - were among the top 15 tacklers on the team.

• Named one of the six best defensive line coaches in college football by CBS Sports columnist Dennis Dodd in 2008, Haggins has repeatedly turned out top-flight talent. Since the 2000 season he has coached eight defensive tackles that have been selected in the NFL Draft.

• The litany of standouts that Haggins has coached includes four first round draft picks: Brodrick Bunkley (2006), Travis Johnson (2005), Corey Simon (2000) and Andre Wadsworth (1998). Wadsworth began his career at the nose guard position before moving to defensive end. The No. 3 overall pick (Arizona) in the 1998 draft, Wadsworth remains the highest drafted player in FSU history.

• In addition to the first-rounders, Haggins' pupils have also included Pro Bowler Darnell Dockett (third round) - whom he recruited and mentored - Larry Smith (second), Andre Fluellen (third), Jerry Johnson (fourth), Julian Pittman (fourth) and Letroy Guion (fifth).

• Haggins has won at every level as a player and a coach. He was on the front end of Florida State's dynasty years, starring at nose guard for the Seminoles. FSU posted a 39-8-1 record with Haggins in the lineup from 1986-89 and he was part of four bowl-winning teams. He earned Kodak, Walter Camp and UPI All-American honors as a senior in 1989.

• A ninth-round pick in the 1990 NFL Draft by the San Francisco 49ers, Haggins went on to play for the Buffalo Bills during their 1991 Super Bowl season. Following a three-year NFL career, he returned to Florida State, completed his degree and joined Bobby Bowden's staff following the Seminoles 1993 national championship season.

• As an assistant coach, Haggins has established himself as an outstanding recruiter, developer of talent and a role model to his players. He earned ACC Top Recruiter of the Year honors from ESPN.com in 2012. For the third consecutive year, Haggins was named one of the top 25 recruiters in the nation by Rivals.com in 2013. He has been a part of FSU staffs which have posted a 181-61 record with 19 consecutive bowl appearances.

• Haggins' 1999 defensive front included future NFL standouts Corey Simon and Jerry Johnson, who were instrumental in FSU's 12-0 run to the national championship.

• The Seminoles boasted the nation's top-ranked defense in 1998 and the No. 1 rushing defense in 1996 and 1997. The 2008 defense ranked first nationally in tackles for loss.



The Haggins Family





**Charles Kelly**  
Special Teams Coordinator/Linebackers

**Experience:** 24th Season/1st at Florida State

**Hometown:** Ozark, Ala.

**Alma Mater:** Auburn, '90

**Birthdate:** September 8, 1967

**Family:** wife, Kristy;  
daughters, Caroline, Kathleen and Charli Grace

**Coaching Ledger**

Year	School	Position	W-L	Postseason
1990	Central	AC		
1991	Central	AC		
1992	Central	AC		
1993	Auburn	GA	11-0	
1994	Jacksonville State	RB	4-7	
1995	Jacksonville State	DB	7-4	
1996	Jacksonville State	OC	1-9	
1997	Jacksonville State	DC	1-10	
1998	Jacksonville State	DC	7-4	
1999	Henderson State	DC	2-9	
2000	Eufaula	DC/LB		
2001	Eufaula	DC/LB		
2002	Nicholls State	DB	7-4	
2003	Nicholls State	DB	5-6	
2004	Nicholls State	DC	5-5	
2005	Nicholls State	DC	6-4	
2006	Georgia Tech	STC	9-5	Gator
2007	Georgia Tech	STC	7-6	Humanitarian
2008	Georgia Tech	CB	9-4	Chick-fil-A
2009	Georgia Tech	CB	11-3	Orange
2010	Georgia Tech	DB	6-7	Independence
2011	Georgia Tech	DB	8-5	Sun
2012	Georgia Tech	DB	7-7	Sun

• Charles Kelly is in his first season as the linebackers coach and special teams coordinator for Florida State after joining the Seminoles in January of 2013.

• Kelly just completed his seventh season at Georgia Tech and his third season as coach of the secondary. During his time with the Yellow Jackets, he also served stints coaching the cornerbacks and special teams.

• Kelly was elevated to interim defensive coordinator after the sixth game in 2012. After taking over the Georgia Tech defense after a 2-4 start (1-3 in the ACC), Kelly helped the Yellow Jackets improve significantly in every defensive statistical category. Georgia Tech finished the season with a 7-7 record after defeating USC in the Hyundai Sun Bowl. Kelly's defense limited the high-powered Trojan offense to 205 yards and seven points in the bowl win. The final national rankings showed the Yellow Jackets' improvements with Kelly running the defense as compared to the first part of the season. Through the first six games of the season, Georgia Tech ranked 83rd in scoring defense (30.17 ppg), 68th in rushing defense (163.3 ypg), 98th in passing defense (267.7 ypg), 89th in total defense (431 ypg) and 78th in sacks (1.67 per game). The Yellow Jackets finished the year with an improvement in scoring defense (65th, 28.3 ppg), rushing defense (41st, 144.2 ypg), passing defense (68th, 229.8 ypg), total defense (43rd, 374.0 ypg) and sacks (59th, 2.0 per game).

• One of the biggest improvements in Tech's defense the last eight games of the season was its play in the second half, specifically in the fourth quarter. In the first six games of the season, Tech allowed an average of 13.3 points in the fourth quarter and in overtime, compared to just 3.9 points in the fourth quarter the final eight games of the season. The Yellow Jackets did not allow a fourth-quarter point in each of their final four games (Duke, Georgia, FSU and USC). The defense shut out both FSU and USC in the second half of those games. Opponents scored 44.2 percent of their points in the fourth quarter and in OT through the first six games of the season, compared to just 14.4 percent of their points in the fourth quarter over the final eight games.

• Kelly took over responsibility for the secondary in 2010 after coaching the cornerbacks in 2008 and 2009.

• Over the last four seasons, Georgia Tech has recorded 52 interceptions. In 2008, the Yellow Jackets recorded 18 INTs, including three by true freshman cornerback Rashaad Reid, who was a second team Freshmen All-American.

• In 2008, Tech ranked in the top 30 nationally in total defense and scoring defense. In 2009, Kelly helped develop a number of cornerbacks including Mario Butler, a 14-game starter, and Jerrard Tarrant, who picked off two passes, including one for a touchdown in the Orange Bowl. Tarrant was responsible for all four of Tech's non-offensive touchdowns in 2009.

• In 2010, both Butler and Tarrant returned interceptions for touchdowns. Butler and Tarrant were invited to the NFL Combine.

• In 2011, Kelly inherited four new starters in the secondary and molded that youthful unit into a group that helped Georgia Tech rank second in the ACC and 28th nationally in pass defense. With just one senior among the starters, Tech recorded 14 interceptions in 2011, six more than the previous season.

• Kelly, a former defensive coordinator at three different schools, served as the Yellow Jackets' special teams coordinator in 2006 and 2007. He was instrumental in making Georgia Tech one of the nation's best special teams units in 2007. That group went from 119th in the nation in kick return defense in 2006 to second in 2007.

Under Kelly's guidance, punter Durant Brooks and place-kicker Travis Bell each earned first team All-ACC accolades. Brooks earned the prestigious Ray Guy Award in 2007 and recorded the highest career punting average in ACC history.

• In Kelly's first year in 2006, Brooks earned second team All-America and first team All-ACC honors. With the combination of Brooks and outstanding coverage, Tech ranked second in the nation in net punting. Brooks averaged better than 45 yards per punt, and almost half of his kicks pinned the opponent inside the 20-yard line. Kelly spent the previous four seasons at Nicholls State, an NCAA Football Championship Subdivision (FCS) program, which captured the Southland Conference title in 2005.

• Under Kelly, who served as defensive backs coach during his first two seasons at Nicholls State, the Colonels finished as the top-ranked defense in the Southland Conference in 2005 and 17th nationally among FCS programs. Nicholls State led the Southland in total defense and rushing defense, while ranking second in scoring defense.

• Kelly was instrumental in developing two-time All-America cornerback Chris Thompson, who was drafted in 2004 by the Jacksonville Jaguars.

• Kelly went to Nicholls State in 2002 from Eufaula (Ala.) High School, where he served as defensive coordinator and linebackers coach for two seasons. Prior to his move to the high school ranks, the Ozark, Ala., native spent one season (1999) as defensive coordinator at Henderson State and two seasons as defensive coordinator at Jacksonville State. His term as defensive coordinator at Jacksonville State culminated a five-year stay on the JSU staff (1994-98), and he also coordinated the offense and coached the defensive backs, running backs, quarterbacks and receivers over the course of his stay.

• Before going to Jacksonville State, Kelly served one year as a graduate assistant at Auburn and was part of the Tigers' 11-0 season in 1993. He spent three seasons as an assistant football coach and baseball coach at Central High School in Phenix City, Ala. (1990-92).

• Kelly has coached eight players that have made it to the National Football League, including Brooks, Thompson, Delvin Hugley, Calvin Johnson, Chris Schelling, Dell McGee and most recently, Jahi Word-Daniels and Mario Butler.

• A 1990 graduate of Auburn with a degree in secondary math education, Kelly played defensive back under former Tiger coach Pat Dye. His senior class put together a four-year record of 39-7-2 while participating in four bowl games. In 2002, Kelly earned a master's degree in education from Troy State. Kelly and his wife, Kristy, have three daughters, Caroline, Kathleen and Charli Grace.



**The Kelly Family**



## Randy Sanders Quarterbacks

**Experience:** 25th Season/1st at Florida State  
**Hometown:** Morristown, Tenn.  
**Alma Mater:** Tennessee '87  
**Birthdate:** September 22, 1965  
**Family:** wife, Cathy;  
 daughters, Kelly and Kari

### Coaching Ledger

Year	School	Position	W-L	Postseason
1989	Tennessee	Volunteer	11-1	Cotton
1990	Tennessee	Volunteer	9-2-2	Sugar
1991	Tennessee	WR	9-3	Fiesta
1992	Tennessee	WR	9-3	Hall of Fame
1993	Tennessee	RB/RC	9-2-1	Citrus
1994	Tennessee	RB/RC	8-4	Gator
1995	Tennessee	RB/RC	11-1	Citrus
1996	Tennessee	RB/RC	10-2	Citrus
1997	Tennessee	RB/RC	11-2	Orange
1998	Tennessee	RB/RC	13-0	Fiesta
1999	Tennessee	OC/QB	9-3	Fiesta
2000	Tennessee	OC/QB	8-4	Cotton
2001	Tennessee	OC/QB	11-2	Citrus
2002	Tennessee	OC/QB	8-5	Chick-fil-A
2003	Tennessee	OC/QB	10-3	Chick-fil-A
2004	Tennessee	OC/QB	10-3	Cotton
2005	Tennessee	OC/QB	5-6	
2006	Kentucky	QB	8-5	Music City
2007	Kentucky	QB	8-5	Music City
2008	Kentucky	QB/RC	7-6	Liberty
2009	Kentucky	OC/QB	7-6	Music City
2010	Kentucky	OC/QB	6-7	BBVA Compass
2011	Kentucky	OC/QB	5-7	
2012	Kentucky	OC/QB	2-10	

• Randy Sanders is in his first season at Florida State where he will serve as the quarterbacks coach. Sanders joined the Seminoles after a seven-year stint at Kentucky where he served as the Wildcats' offensive coordinator and quarterbacks coach since 2009. The Morristown, Tenn., native has spent his entire coaching career in the SEC where he began as a volunteer assistant with the Volunteers in 1989. Sanders has served as the offensive coordinator at both Tennessee and Kentucky and has been a part of coaching staffs that have been to 21 bowl games in his coaching career, including the 1999 National Championship game at Tennessee where he served as the offensive coordinator for the Fiesta Bowl win that year.

• Upon his arrival at Kentucky in 2006, Sanders helped Andre' Woodson develop from an inconsistent performer into one of the top quarterbacks in the nation. Seemingly overnight, Woodson blossomed as a player and a field general, leading the Wildcats to some of the most memorable triumphs in school history, including a pair of Music City Bowl championships.

• Along the way, Woodson led the Southeastern Conference in passing yardage, total offense and touchdown passes, including an SEC record of 40 TD tosses in 2007. He earned All-SEC honors both seasons and was drafted by the NFL's New York Giants.

• Sanders went back to square one in 2008. He did a masterful job of melding the inexperienced talents of then-sophomore Mike Hartline and freshman Randall Cobb into a capable tandem. The QB duo led the Wildcats to a third-consecutive postseason victory in the AutoZone Liberty Bowl.

• Sanders turned in another deft coaching performance in 2009. Hartline was the starting quarterback until going down with an injury in the fifth game. For the remainder of the season, Sanders juggled Cobb, seldom-used junior Will Fidler and true freshman Morgan Newton at QB. And, once again, the offense produced enough points to advance to a bowl game, along with ground-breaking victories at Auburn and Georgia.

• Hartline stayed healthy in 2010 and enjoyed a terrific season and finished his career among the top five in school history in every passing category.



• Sanders has been an offensive coordinator since 2009 and took on primary playcalling duties in 2010. In his first year in that role, UK averaged 6.1 yards per play, second best in school history, and 406 total points which ranks third in UK history.

• Prior to Kentucky, Sanders spent 22 seasons (1984-2005) as a player and coach at the University of Tennessee, including the last seven as offensive coordinator and quarterbacks coach. He was named offensive coordinator after the 1998 regular season when David Cutcliffe became head coach at Ole Miss. Sanders' first game as offensive coordinator was the 1999 Fiesta Bowl when the Volunteers defeated Florida State for the national championship.

• A native of Morristown, Tenn., Sanders was a quarterback on the Tennessee football team from 1984-88. He earned four varsity letters and was a four-year member of the SEC Academic Honor Roll. He remained with the team as a volunteer assistant coach, helping coach the quarterbacks, in 1989-90 under Coach Johnny Majors.

• Sanders was promoted to full-time assistant coach in 1991, working with the wide receivers in 1991-92. New head coach Phillip Fulmer named him running backs coach and recruiting coordinator in 1993. Sanders stayed in those roles through '98, recruiting the players that took Tennessee to the national title, before moving to offensive coordinator and quarterbacks coach following Cutcliffe's departure.

• While Sanders was on the Tennessee coaching staff, the Vols had a record of 162-46-2 (.776) and won four SEC championships and six Eastern Division crowns in addition to their national title. The Vols played in 16 bowl games, including four Citrus Bowls, three Fiesta Bowls, three Cotton Bowls, two Peach Bowls, and once each in the Sugar, Orange, Hall of Fame and Gator bowls.

• Sanders and his wife, Cathy, have two daughters, Kelly and Kari.



The Sanders Family





**Sal Sunseri**  
**Defensive Ends**

**Experience:** 29th Season/1st at Florida State  
**Hometown:** Pittsburgh, Pa.  
**Alma Mater:** Pittsburgh '82  
**Birthdate:** August 1, 1959  
**Family:** wife, Roxann;  
 daughters, Jaclyn and Ashlyn; and  
 sons, Santino and Vinnie.

**Coaching Ledger**

Year	School	Position	W-L	Postseason
1985	Pittsburgh	DL/LB	5-5-1	
1986	Pittsburgh	DL/LB	5-5-1	
1987	Pittsburgh	DL/LB	8-4	Bluebonnet
1988	Pittsburgh	DL/LB	6-5	
1989	Pittsburgh	DL/LB	8-3-1	Sun
1990	Pittsburgh	DL/LB	3-7-1	
1991	Pittsburgh	DL/LB	6-5	
1992	Pittsburgh	DL/LB	3-8	
1992	Pittsburgh	Interim HC	0-1	
1993	Iowa Wesleyan	AHC/DC/STC	8-3	
1994	Illinois State	DC	5-5-1	
1995	Louisville	LB	7-4	
1996	Louisville	LB	5-6	
1997	Louisville	LB	1-10	
1998	Alabama A&M	DC/LB	5-6	
1999	Alabama A&M	DC/LB	6-5	
2000	LSU	LB/ST	8-4	Peach
2001	Michigan State	LB/ST	7-5	Silicon Valley Classic
2002	Carolina Panthers	DA	7-9	
2003	Carolina Panthers	DL	11-5	Super Bowl
2004	Carolina Panthers	DL	7-9	
2005	Carolina Panthers	DL	11-5	NFC Championship
2006	Carolina Panthers	DL	8-8	
2007	Carolina Panthers	DL	7-9	
2008	Carolina Panthers	DL	12-4	Divisional Round
2009	Alabama	AHC/LB	14-0	BCS National Championship
2010	Alabama	AHC/LB	10-3	Capital One
2011	Alabama	AHC/LB	12-1	BCS National Championship
2012	Tennessee	DC	5-7	

• Sal Sunseri has a long history of success coaching in the SEC and the NFL over the course of a 28 years. He has been a defensive coordinator, assistant head coach at Alabama for Nick Saban and a seven-year defensive line coach for the Carolina Panthers of the NFL. Sunseri joined Fisher's staff in time to coach in the 2013 Discover Orange Bowl.

• Sunseri joins Florida State after serving as the defensive coordinator at Tennessee in 2012. With the Vols, Sunseri coached two of the nation's top defensive players. Linebacker A.J. Johnson was fourth in the nation and led the SEC, averaging 11.5 tackles per game. Cornerback Byron Moore was tied for 11th in the nation in interceptions and he led the Southeastern Conference in that category.

• Prior to Tennessee, he spent three years as the assistant head coach and linebackers coach at Alabama under Saban, including the 2009 and 2011 national championship teams. He also spent seven years (2002-08) with the Carolina Panthers under then-head coach and current Denver Broncos coach John Fox, a tenure that included two trips to the NFC Championship Game and the franchise's lone Super Bowl appearance.

• A former All-American linebacker at Pittsburgh, Sunseri joined the Alabama staff in January of 2009 after serving as the defensive line coach with the Panthers. As a member of the Crimson Tide staff, he held the title of assistant head coach for defense and coached the outside linebackers.

• The 2011 outside linebackers flourished under Sunseri and contributed to the overall success of the defense. Lombardi and Butkus Award finalist Courtney Upshaw led the way with 17 tackles for loss and 8.5 sacks, which ranked second and fourth, respectively, in the SEC. Sunseri was also recognized individually for his contributions when he was named a finalist for the Broyles Award, presented to the nation's top assistant coach.

• In 2010, Sunseri continued to build on his solid foundation from the National Championship season. The defensive unit ranked third in the country in scoring defense and fifth in total defense. Sophomore linebacker Dont'a Hightower garnered second-team All-SEC honors with 69 tackles (second on the team) and nine quarterback hurries. Upshaw led the Tide from his jack linebacker spot with 14.5 tackles for loss and seven sacks and was named the MVP of the Capital One Bowl after recording five tackles, three tackles for loss and two sacks in the 49-7 win over No. 7 Michigan State.

• In Sunseri's first season at Alabama, he helped guide the Tide to the National Championship behind a dominant defense that ranked second nationally in four major categories - rushing defense, pass efficiency defense, total defense and scoring defense. His NFL experience with the pass rush helped Alabama generate 32 sacks and 98 tackles for loss, despite losing Hightower to an early-season injury. Alabama was also well-represented on the AP All-America team with three defenders earning first-team honors, including Butkus winner Rolando McClain.

• Sunseri's defensive line with the Panthers was regarded as one of the best in the NFL. Defensive ends Julius Peppers and Mike Rucker and defensive tackle Kris Jenkins earned Pro Bowl honors during his tenure. He produced at least one Pro Bowl defensive lineman five times as the line coach. The Panthers were among the top 10 in the NFL in terms of fewest yards allowed in four of his seven seasons and made three playoff appearances.

• Sunseri came to Carolina as a defensive assistant in 2002 and took over as defensive line coach in 2003. It was a seamless transition as the Panthers defensive line accounted for 32.5 of the team's 40 total sacks and also produced a pair of Pro Bowl players in Jenkins and Rucker, setting the standard for which his future units would be measured.

• Prior to his time at Carolina, Sunseri worked as the linebackers coach and special teams coordinator at Michigan State in 2001 after spending 2000 on Saban's Louisiana State staff in the same capacity. He was the defensive coordinator and linebackers coach at Alabama A&M in 1998 and 1999 after three seasons as the linebackers coach at Louisville. Sunseri's climb up the coaching ladder included one-year stops at Illinois State (1994) and Iowa Wesleyan (1993). He broke into coaching at his alma mater, Pittsburgh, in 1985 and directed the defensive line and linebackers before being named assistant head coach in 1992.

• Sunseri began his playing career at the University of Pittsburgh in 1978 as a walk-on and ended it as a team captain and consensus All-American as a senior in 1981. A three-year starter at linebacker, he helped the Panthers to a combined record of 33-3 and anchored a defensive unit that led the NCAA in total defense in 1980 and 1981. He was the defensive MVP in the 1982 Senior Bowl and was drafted in the 10th round by the Pittsburgh Steelers but had his pro career cut short by a knee injury in training camp. He received a bachelor's degree in communications from Pittsburgh in 1982.

• Sunseri is married to the former Roxann Evans, who was a varsity gymnast at Pittsburgh. The couple has two daughters, Jaclyn and Ashlyn (an outside hitter for the volleyball team at Tennessee), and two sons, Santino (Tino) (a quarterback for the CFL's Saskatchewan Roughriders) and Vinnie (a defensive back at Alabama).



**The Sunseri Family**

2013 PREVIEW  
 2013 SEMINOLES  
 COACHING STAFF  
 2012 SEASON IN REVIEW  
 THIS IS FSU  
 HONORS  
 SEMINOLES IN THE PROS  
 RECORDS  
 ADMINISTRATION





**Vic Vloria**  
**Head Strength and Conditioning Coach/Football**

**Experience:** 10th Season/4th at Florida State  
**Hometown:** Chalmette, La.  
**Alma Mater:** Southern Methodist, '02  
**Birthdate:** July 22, 1979  
**Family:** wife, Randi; daughters, Taylor Ann and Mady

- Vic Vloria joined Florida State football coach Jimbo Fisher's staff in January 2010 from SMU - his alma mater - where he spent the previous three seasons as the head strength and conditioning coach. Now in his fourth season at FSU, the Seminoles have made noticeable physical gains across the board with the 2012 ACC Championship season that culminated in an Orange Bowl victory and a 12-2 record as proof of what Vloria and his staff are accomplishing with the Garnet and Gold.
- Vloria was at LSU for three years where he worked under the supervision of Tom Moffitt before going to SMU. While at LSU he worked with the Tigers' nationally ranked football and baseball programs as well as the swimming and golf teams.
- A disciple of renowned weightlifting coach Gayle Hatch, Vloria endorses the "Hatch System" which develops functional and explosive strength in players through the use of free weights, plyometrics and jumping drills.
- Vloria was a four-year letter winner at linebacker for SMU and a three-time member of the All-Western Athletic Conference team. He led the Mustangs in tackles each of his final three seasons and recorded at least 10 tackles in 21 games over the course of his career.
- He was a member of the NFL Europe's Scottish Claymores.
- Vloria is certified by USA Weightlifting.
- He is married to former SMU sprinter, Randi Taylor. They have two daughters, Taylor Ann and Mady.



**The Vloria Family**



**Jake Pfeil, MS, ATC, LAT**  
**Assoc. Director of Sports Medicine Head Football Athletic Trainer**

**Experience:** 10th Season at Florida State  
**Hometown:** Madison, Fla.  
**Alma Mater:** Florida State, '00  
**Birthdate:** July 27, 1977  
**Family:** wife, Cheryl; son, Cole

- Jake Pfeil is in his 10th year as a member of the Florida State University staff, and his third as the Associate Director of Sports Medicine and head football athletic trainer. Pfeil oversees the daily medical care of the Seminole football team, including injury prevention and rehabilitation.
- Pfeil is certified by the National Athletic Trainers Association Board of Certification and is a licensed athletic trainer by the state of Florida. Pfeil is also an approved clinical instructor for the Florida State University Athletic Training Education Program.
- Pfeil came to Florida State in 2004 serving as the Insurance/Risk Coordinator. He served as the athletic trainer for Seminole baseball for six seasons. During that time Pfeil was part of the baseball programs' continued run of 34 consecutive post-season appearances, a 2010 ACC Championship, hosting four straight Super Regionals from 2008-11, and College World Series appearances in 2008 and 2010.
- Prior to joining the Florida State staff, Pfeil was employed by Tallahassee Orthopedic and Sports Physical Therapy, where his responsibility was serving as the head athletic trainer at Tallahassee Community College in 2003.
- Pfeil earned a master's degree in sport administration from Mississippi State University in 2002, where he was a graduate assistant athletic trainer for the football team. He graduated from Florida State in 2000 with a bachelor's degree in sport management with an emphasis in athletic training, while also serving as a student athletic trainer with football and baseball.
- Pfeil was awarded summer internships with the NFL's Atlanta Falcons in 1999 and 2000, and was a seasonal assistant for the Falcons in 2002.
- The Madison, Fla., native and his wife Cheryl, who is also an assistant athletic trainer at Florida State, have a son, Cole.



**The Pfeil Family**





## Bob LaCivita

- Director of Player Personnel
- 7th season at Florida State

• Bob LaCivita is in his seventh season at Florida State where he is responsible for all administrative duties related to football recruiting and the day-to-day administration of the football office as assigned by head coach Jimbo Fisher.

• Since LaCivita arrived in Tallahassee in 2007, the Seminoles have landed six consecutive top 10 nationally ranked recruiting classes including a No. 1 ranked class in 2011 and

No. 2 ranked class in 2012. He spent the previous seven years as the Director of Player Personnel at NC State and the University of Florida. From 1996 to 1998 he served as assistant to head coach Terry Bowden at Auburn

• LaCivita was the point person in the development and creation of Florida State's FeartheSpear.com website – an information site utilized by prospective football recruits.

• LaCivita also worked in recruiting and football administration at the University of Pittsburgh from 1983-85 and the University of Akron from 1986-95.

• LaCivita earned his undergraduate degree in 1971 in psychology from Indiana University of Pennsylvania where he played football. He also earned a master's degree and Ph.D. from the University of Pittsburgh.

• LaCivita and his wife Michelle, have one son, Bryan, a walk-on wide receiver at FSU.



**The LaCivita Family**



## Mark Robinson

- Director of Football Operations
- 1st season at Florida State

• Mark Robinson joined the Florida State football program in January 2013 where he serves as the director of football operations after spending five years as Arkansas' director of football operations and five years as a football operations assistant at Texas A&M.

• Robinson will oversee the daily operations of the FSU football program which includes monitoring the football program's budget, scholarships, team travel, housing, camps and clinics, NFL relations and other administrative responsibilities.

• Robinson oversaw all the daily operations of the Arkansas football program after beginning his stint there in January 2008. He was responsible for the operation of the football program's budget, scholarships, team travel, housing, camps and clinics, NFL relations and other administrative responsibilities. Robinson served as the staff liaison to the Southeastern Conference. He also monitored and recorded all athletic related events for the football program.

• Robinson was part of three bowl appearances at Arkansas coordinating the Razorbacks' trip to the 2010 Liberty Bowl, the 2011 Sugar Bowl – the first BCS game in school history – and the 2012 AT&T Cotton Bowl Classic.

• Robinson served as the Assistant Director of Football Operations at Texas A&M from 2003-07. At A&M, he assisted with the day-to-day operations of the program, including team travel, practice, game day operations, recruiting and coaching. He assisted the staff with recruiting letters and videos, worked with the compliance office, handled player guest tickets, coordinated various activities and functions related to three bowl games, assisted with recruiting weekends and official visits, put together a player policy manual and supervised team-building activities.

• Robinson played on the offensive line at Appalachian State from 1998-2002, where he earned his bachelor's degree in communications. The Mountaineers were ranked in the top 10 in the nation in I-AA and earned playoff bids all five seasons. He set the school record with a 615-pound squat lift and received the Strongest Player Award on the team his senior year.

• The Greensboro, N.C., native is married to the former Valerie Lynch. They have three children, Caroline, who was born in March 2008, Rocco, who was born in October 2009, and Nate, who was born in June 2011.



**The Robinson Family**



## Stuart Pearce

- Assistant Director of Events/Game Operations Manager
- 13th season at Florida State

• Stuart Pearce is in his 13th season with the Facilities Operations/Event Management Department and his third as the Gameday Operations Manager. He is responsible for coordinating game operations at home football games.

• During his tenure at Florida State, Pearce has coordinated all facets of support for 15 of the Seminoles' 20 NCAA sports. He has served as the tournament director for three ACC

Championships and NCAA Tournaments in soccer, volleyball and track & field. Pearce served as the event manager and facility coordinator for the 2001 and 2002 Florida High School Football Championships at Doak Campbell Stadium on the Florida State campus.

• Pearce served as a member of the construction committee and worked closely with the construction firm on all aspects of the \$6.1 million renovation and expansion of the McIntosh Track & Field Building.

• The Tallahassee, Fla., native earned his bachelor's degree in sport management and his master's degree in sport administration from Florida State. He also worked as an intern with the event management and facilities department before being hired full time.



**The Pearce Family**

• Pearce has been married to his wife Kerri for 13 years and they are the proud parents of five children Libby (8), Bryant (7), Jimmy (4), Halley (2) and Robyn (1).

ALL-TIME ASSISTANT COACHES

2013 Graduate Assistants



**David Spurlock**  
Graduate Assistant  
Offense  
Florida State 2011



**Addison Lynch**  
Graduate Assistant  
Defense  
Bryant 2011



**George Helow**  
Graduate Assistant  
Defense  
Ole Miss 2011

Hugh Adams	1955 (GA), 1956
Jody Allen	2000-01 (GA), 2002-09
Chuck Amato	1982-1999, 2007-09
Mickey Andrews	1984-2009
Charlie Armstrong	1948-51
Ned Ashton	1976 (GA)
Joe Avezzano	1968
Art Baker	1984
Don Blackwelder	1970
Monk Bonasorte	1982-83 (GA)
Bobby Bowden	1963-65
Jeff Bowden	1986 (GA), 1994-06
Terry Bowden	1982 (GA)
Tommy Bowden	1982 (GA)
Billy Joe Breakhouse	1974
Don Breaux	1966-67
<b>Tim Brewster</b>	<b>2013-present</b>
Mack Brown	1974
Jerry Bruner	1976-78
Terrell Buckley	2009 (GA)
Wally Burnham	1985-93
Billy Canty	1971-73
Aaron Carter	1984 (GA)
Dexter Carter	2007-09
Doug Carter	1984 (GA)
John Coatta	1958-64
John Coatta, Jr.	1984
James Coley	2008-12
James Colzie	2004-06 (GA)
John Conlin	1972-73
Al Conover	1966-67 (GA), 1968-70
Lee Corso	1958-59
Ronnie Cottrell	1989 (GA), 1990-97
Billy Cox	1970
Dameyune Craig	2010-12
Bill Crutchfield	1964-66
Dave Darovec	1975 (GA)
<b>Lawrence Dawsey</b>	<b>2007-present</b>
Frank DeBord	1974-75
Chris Demarest	1998-99 (GA)
John Devlin	1971-72
Daryl Dickey	1989 (Vol.), 2001-06
Jim Donnan	1972-73

Ron Dugans	2006 (GA)
John Eason	1981-93
D.J. Eliot	2010-12
Sam Elliott	1974
Ed Feely	1973-74
Jeff Ferrington	1984 (GA)
Jimbo Fisher	2007-09
Dick Flowers	1959-62
Scott Fountain	1996 (GA)
Mike Fox	1980 (GA)
Steve Gabbard	1997-99 (GA)
Dan Gayton	2011-12 (GA)
Joe Gibbs	1967-68
Vince Gibson	1956-57 (GA), 1958-63
Jim Gladden	1975 (GA), 1976-2001
Jake Gonos	1980 (GA), 1982
<b>Jay Graham</b>	<b>2013-present</b>
Eddie Gran	2010-12
Gary Grouwinkel	1975
J.E. Gundersheimer	1975 (GA)
Greg Guy	1991 (GA)
George Haffner	1976-78
Doug Hafner	1967-68
Franklin Hagenbeck	1977-78 (GA)
<b>Odell Haggins</b>	<b>1994-present</b>
Owen Hale	1954
Doug Hanlon	1991 (GA)
Bob Harbison	1948-72, 1974-85
Steve Hardin	1977 (GA)
Jimmy Heggins	1981-82 (GA), 1986-2004
<b>George Helow</b>	<b>2013-present (GA)</b>
Gene Henderson	1971-73
Dan Henning	1968-70, 1974
George Henshaw	1976-82
Clark Herman	1992 (GA)
Jack Hines	1985-86 (GA)
Pat Hodgson	1971
Larry Holton	1972
Skip Holtz	1987-88 (GA)
Dick Hopkins	1980 (GA)
Max Howell	1988 (GA)
Greg Hudson	2010-12
Bobby Jackson	1965 (GA), 1966-69
Don James	1959-65
Bobby Johns	1985 (GA)
Cal Jones	1974-75
Willie Jones	1988 (GA)
Garin Justice	2008 (GA)
Steve Kalenich	1954 (GA)
<b>Charles Kelly</b>	<b>2013-present</b>
Joe Kines	2000-02
Nick Kish	1976-78 (GA), 1979-82
Mikhail Kornegay	2010 (GA)
Mike Kruczek	1982-83
Charlie LaPradd	1956 (GA), 1957-61
Clint Ledbetter	1988-89 (GA), 1990-91
John Lies	1975 (GA)
John Lilly	1996-97 (GA), 1997-2007
Mike Long	1953-54
Erik Losey	2009 (GA)
<b>Addison Lynch</b>	<b>2012-present (GA)</b>
Vaughn Mancha	1951-56
Dana Martin	1983-84 (GA)
Gene McDowell	1965-66 (GA), 1967-69, 1974-84
Wayne McDuffie	1971-72 (GA), 1973, 1983-89
Bubba McGowan	1959-63
John McGregor	1968 (GA), 1969
Mark McHale	2005-06
Ken McLean	1951-52, 1963-67
Ken Meyer	1959-62
Jimmy Messinese	1954 (GA)

Pat Milligan	1987-88 (GA)
John Mooney	1975 (GA)
Roger Mosure	1975 (GA)
Ben Odom	2004-05 (GA)
Paul Odom	1955 (GA), 1956
Joe Ostaszewski	2002-03 (GA)
Mike Owens	1989-90 (GA)
Bill Parcels	1970-72
Larry Pecatiello	1970
Larry Pendleton	1973-74 (GA), 1975
Jay Perkins	1985-87 (GA)
Jim "Red" Phillips	1972-73
Donald "Deek" Pollard	1974-75
Mike Pope	1970 (GA), 1971-74
Don Powell	1959 (GA), 1964-66
Bill Proctor	1962 (GA), 1963-65
<b>Jeremy Pruitt</b>	<b>2013-present</b>
Bill Ragans	1993-95 (GA)
Vince Ragunas	1953-54
Barry Rice	1980-82 (GA)
Mark Richt	1985-86 (GA), 1987-88 (VA), 1990-2001
Gerald Riopelle	1987 (GA)
Pete Rodriguez	1974-75
Mark Salva	1990-93 (GA)
Bob Sanders	1972-73
<b>Randy Sanders</b>	<b>2013-present</b>
Neil Schmidt	1964-67
Rick Schachner	1974-75
Jeff Schaum	1985 (GA)
Kent Schoolfield	1976-80
Joe Scola	2011-12 (GA)
Brad Scott	1984 (GA), 1985-93
Billy Sexton	1977 (GA), 1979-06
Bill Shaw	1972-74 (GA), 1979-81
Kenneth Shipp	1959
Stan Shiver	1991-92 (GA)
Winston Siegfried	1953-54
Steve Sloan	1971
Hank Small	1972
Kirby Smart	2002-03 (GA)
Moyer Smith	1973
David Snell	1976 (GA)
Mike Spencer	1989-90 (GA)
Phil Spooner	1970
<b>David Spurlock</b>	<b>2012-present (GA)</b>
David Stallworth	1992 (GA)
Jack Stanton	1973, 1976-83
Kevin Steele	2003-06
Bob Stinchcomb	1985-86 (GA)
Mark Stoops	2010-12
Chris St. John	2007-08 (GA)
<b>Sal Sunseri</b>	<b>2013-present</b>
Hugh Taylor	1956
Mark Thomas	1980 (GA)
Frank Toomey	1953-56
<b>Rick Trickett</b>	<b>2007-present</b>
Travis Trickett	2010 (GA)
Bob Vogt	1964-67
Frank Vohun	1976 (GA)
Will Walls	1959
Tom Wheeler	1991-92 (GA)
Bud Whitehead	1969-70
Oscar Williams	1994-95 (GA)
David Wilson	1992 (GA)
Eddie Wilson	1975
Kyle Wilson	2000-01 (GA)
Jason Woodman	2007 (GA)
Charlie Wright	1969
Gary Wyant	1966 (GA), 1967-69

**Bold** – Current Assistant Coaches



FOOTBALL OFFICE



**Joy Beech**  
Football  
Executive Assistant to the Head Football Coach



**Daphne Williams**  
Football  
Administrative Assistant  
Offense and Special Teams



**Nicole Lamar**  
Football  
Administrative Assistant  
Defense



**Logan McMahon**  
Football  
Administrative Assistant  
Recruiting Operations



**Matt Ayer**  
Football  
Assistant Director of  
Player Personnel



**Christian Sanders**  
Football  
Player Personnel  
Assistant



**Clint Purvis**  
Football  
Team Chaplin



**Mario Edwards Sr.**  
Football  
Director of  
Player Development



**Carol Moore**  
Football  
Executive Assistant to  
Football Operations



**Scott Smith**  
Football  
Assistant to  
Football Operations



**Steve Schlemmon**  
Football  
Quality Control/Offense



**Kurt Kennedy**  
Football  
Quality Control/Offense



**Blake Snider**  
Football  
Quality Control



**Rhonne Sanderson**  
Football  
Quality Control



**Justin Bright**  
Football  
Quality Control



**Mike Warren**  
Football  
Quality Control/Offense



**Chris Jacobs**  
Football  
Quality Control



**Bert Biffani**  
Football  
Quality Control



**Darin Kerns**  
Football  
Equipment Manager



**Zack Lucas**  
Football  
Assistant Equipment  
Manager



**Craig Campanozzi**  
Coaches Video  
Video Director



**Christian Fiero**  
Coaches Video  
Video Coordinator



**Kevin Gadowry**  
Coaches Video  
Assistant Video  
Coordinator



**John Bagnardi**  
Football  
Team Security



**Rob Wilson**  
Communications  
Associate Athletics  
Director



**Jason Dennard**  
Marketing & Promotions  
Assistant Athletics  
Director for Marketing



**Drew Longenecker**  
Marketing & Promotions  
Assistant Director of  
Marketing



**Nicole Haves**  
Marketing & Promotions  
Assistant Director of  
Marketing



**Staci Sutton**  
Marketing & Promotions  
Spirit Coordinator/  
Head Cheerleader Coach



**Bernie Waxman**  
Facilities  
Associate Athletics  
Director



**Chuck Morris**  
Facilities  
Assistant Athletics  
Director for Operations  
and Event Management



**Laurie Swiger**  
Facilities  
Director of Facilities



**Brian Donoway**  
Facilities  
Head Groundskeeper



**Ben Zierden**  
Ticket Office  
Assistant Athletics  
Director for Ticket Sales  
and Operations



**Jack Chatham**  
Ticket Office  
Director of Ticket  
Operations



**Michael Espada**  
Ticket Office  
Director of Ticket Sales



**Matt Behnke**  
Business Office  
Associate Athletics  
Director for Business and  
Chief Financial Officer



**Elizabeth Hartsock**  
Business Office  
Assistant Athletics  
Director/  
Business Manager



**Charla Phinney**  
Business Office  
Human Resources

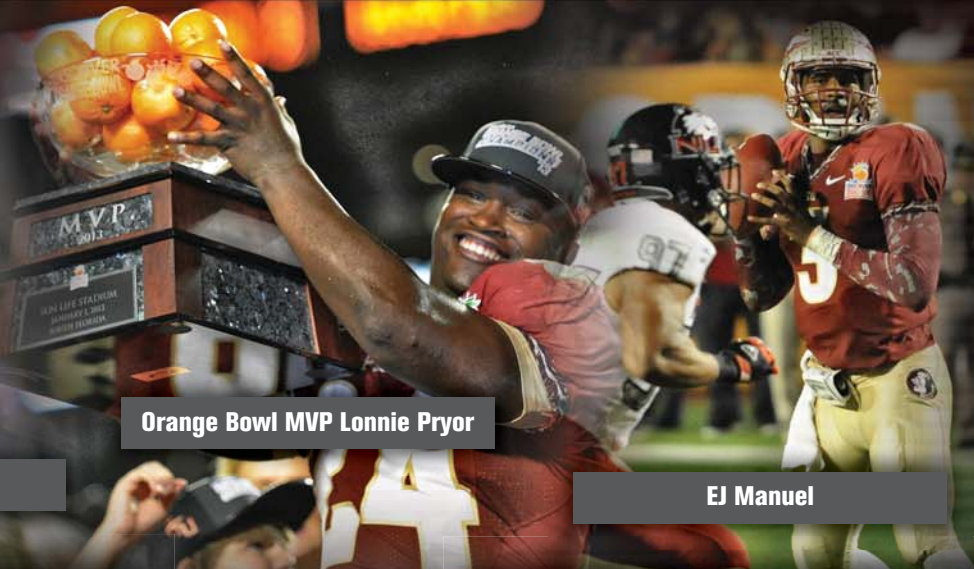
2013 PREVIEW  
2013 SEMINOLES  
COACHING STAFF  
2012 SEASON IN REVIEW  
THIS IS FSU  
HONORS  
SEMINOLES IN THE PROS  
RECORDS  
ADMINISTRATION




# 2012 SEASON IN REVIEW



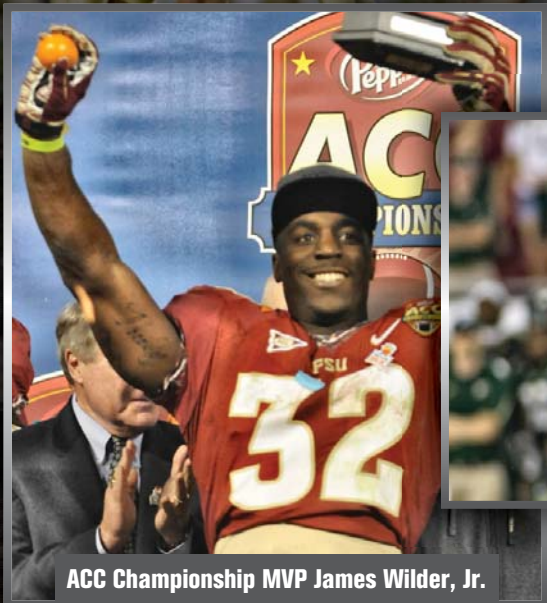
Dustin Hopkins



Orange Bowl MVP Lonnie Pryor



EJ Manuel



ACC Championship MVP James Wilder, Jr.



Cornellius Carradine



Bjoern Werner

3

3.85

7.01

40

140

punt returns for a touchdown (Rashad Greene - 2, Tyler Hunter - 1)

yards per play allowed on defense - #1 nationally

yards per play gained on offense - #3 nationally

rushing touchdowns set a new FSU single season record (prev: 35 - 1995)

points scored by Dustin Hopkins - new FSU single season record



GAME 1

 <b>MURRAY STATE</b>	<b>3</b>
 <b>(7/7) FLORIDA STATE</b>	<b>69</b>

Saturday, Sept. 1, 2012 • Tallahassee, Fla. **FINAL**

- Leading the charge in the season-opening win over FCS opponent Murray State was defensive end Bjoern Werner. The German-born pass rusher set career highs in tackles for loss (five) and sacks (four).
- Florida State rushed for 285 yards on 42 carries.
- Sophomore running back James Wilder, Jr. earned the team's game ball by rushing for 106 yards and two touchdowns on just 12 carries.
- Senior running back Chris Thompson officially returned from the broken back he sustained last year and racked up 32 yards on six carries while getting the start.
- Sophomore running back Devonta Freeman rattled off 64 yards on 10 carries and fullbacks Lonnie Pryor and Debrale Smiley combined for five rushing scores, as FSU scored seven times on the ground for just the third time in school history.
- Quarterback EJ Manuel connected on 16 of his 22 pass attempts for 188 yards and one touchdown to help balance out the offense and Clint Trickett added 117 yards in back-up duty in the second half.
- Kenny Shaw grabbed four passes for 82 yards and one score and Kelvin Benjamin and Rashad Greene combined for 92 yards receiving.
- Greene also added a punt return for a touchdown -- the team's first score of the year and Greene's first such score of his career.
- Senior defensive end Brandon Jenkins missed all of the second half with a foot injury but his backup and classmate, Cornelius Carradine, stepped in and finished the night with a team-high nine tackles to go along with one sack and two tackles for loss.



Bjoern Werner

	1	2	3	4	F
Murray State	0	3	0	0	3
Florida State	14	14	20	21	69

Scoring Summary

Time	Qtr	Player	Team	Play
13:31	FS	R. Greene 47 yd punt return (D. Hopkins kick)	MUR	0 - FS 7
05:05	FS	L. Pryor 1 yd run (D. Hopkins kick)	MUR	0 - FS 14
<b>Second Quarter</b>				
06:47	FS	L. Pryor 18 yd run (D. Hopkins kick)	MUR	0 - FS 21
04:36	MUR	Benton 28 yd field goal	MUR	3 - FS 21
00:29	FS	K. Shaw 6 yd pass from EJ Manuel (D. Hopkins kick)	MUR	3 - FS 28
<b>Third Quarter</b>				
12:57	FS	J. Wilder, Jr. 9 yd run (D. Hopkins kick)	MUR	3 - FS 35
09:27	FS	D. Hopkins 23 yd field goal	MUR	3 - FS 38
07:53	FS	L. Pryor 1 yd run (D. Hopkins kick)	MUR	3 - FS 45
01:37	FS	D. Hopkins 30 yd field goal	MUR	3 - FS 48
<b>Fourth Quarter</b>				
10:24	FS	D. Smiley 1 yd run (D. Hopkins kick)	MUR	3 - FS 55
06:01	FS	J. Wilder, Jr. 7 yd run (D. Hopkins kick)	MUR	3 - FS 62
01:51	FS	D. Smiley 1 yd run (D. Hopkins kick)	MUR	3 - FS 69

TEAM STATISTICS	MUR	FSU
FIRST DOWNS	9	28
RUSHES-YARDS (NET)	32-39	42-285
PASSING YDS (NET)	117	321
Passes Att-Comp-Int	38-19-1	35-25-1
TOTAL OFFENSE PLAYS-YARDS	70-156	77-606
Fumble>Returns-Yards	0-0	0-0
Punt>Returns-Yards	1-2	5-67
Kickoff>Returns-Yards	7-112	2-52
Interception>Returns-Yards	1-0	1-0
Punts (Number-Avg)	9-40.8	3-34.3
Fumbles-Lost	2-2	1-1
Penalties-Yards	5-36	3-40
Possession Time	29:24	30:36
Third-Down Conversions	3 of 18	5 of 10
Fourth-Down Conversions	0 of 1	0 of 0
Red-Zone Scores-Chances	1-3	10-10
Sacks By: Number-Yards	0-0	6-32
Attendance		70,047

**RUSHING:** Murray State-HARRIS, Pokey 9-27; BRADY, Duane 7-14; MORROW, Jordan 4-9; PHILLIPS, Spenc 1-3; HUMPHRIES, KD 1-3; BROCKMAN, Casey 10-minus 17. **Florida State**-James Wilder, Jr. 12-106; Devonta Freeman 10-64; EJ Manuel 5-38; Chris Thompson 6-32; Lonnie Pryor 5-28; Debrale Smiley 3-14; Clint Trickett 1-3.

**PASSING:** Murray State-BROCKMAN, Casey 19-36-1-117; HUMPHRIES, KD 0-2-0-0. **Florida State**-EJ Manuel 16-22-1-188; Clint Trickett 8-11-0-117; Jacob Coker 1-2-0-16.

**RECEIVING:** Murray State-POWELL, Walter 9-62; WATKINS, Donte 3-25; HAYES, Anthony 2-9; BRADY, Duane 2-minus 4; GRIFFIN, Nevar 1-14; DAVIS, Janawski 1-7; MORROW, Jordan 1-4. **Florida State**-Kenny Shaw 4-82; Rashad Greene 4-42; Kelvin Benjamin 3-50; Jared Haggins 3-34; Nick O'Leary 2-33; Greg Dent 2-32; Christian Green 2-23; Rodney Smith 2-4; Debrale Smiley 1-12; James Wilder, Jr. 1-6; Kevin Haplea 1-3.

**TACKLES (UA-A):** Murray State-YAHYAVI, Darian 7-1; WICKS, Brandon 5-3; HATHAWAY, Brand 4-2; WHITEHEAD, Juli 2-3; ROSS, Zac 4-0; SKINNER, Darria 4-0; WILLIAMS, Jariu 2-2. **Florida State**-Cornelius Carradine 5-4; Vince Williams 3-4; Bjoern Werner 5-0; Lamarcus Joyner 5-0; Xavier Rhodes 4-1; Tyler Hunter 4-0; Terrence Brooks 2-2.

GAME 2

 <b>SAVANNAH STATE</b>	<b>0</b>
 <b>(6/6) FLORIDA STATE</b>	<b>55</b>

Saturday, Sept. 8, 2012 • Tallahassee, Fla. **FINAL**

- Florida State scored eight touchdowns on nine drives, racked up 413 yards of total offense, averaged 9.4 yards per play, registered 20 first downs and held Savannah State to just 28 yards of total offense as the game was ruled over with 8:59 still to play in the third quarter following two severe weather delays.
- Prior to the final ruling, both teams had waited through a 57-minute weather delay before halftime and had agreed to a running clock for the remainder of the contest.
- Quarterback EJ Manuel played only the opening quarter for the Seminoles, connecting on 11 of his 13 pass attempts for three touchdowns and 161 yards. His backup Clint Trickett passed for 66 yards.
- Redshirt freshman wide receiver Kelvin Benjamin scored the first two touchdowns of his career and sophomore running back James Wilder, Jr. scored a pair of TDs on the ground for the second consecutive game.
- The Seminoles bolted to a 35-0 lead in the first quarter.
- Senior Rodney Smith started the onslaught with his career-long 61-yard touchdown catch on the second play of the game. Junior Greg Dent also added an eight-yard touchdown catch in the first quarter.
- FSU allowed Savannah State to complete just two of 15 pass attempts and produce just 1.1 yards per rush. The Tigers averaged just 0.8 yards per play.
- Sophomore Karlos Williams tallied a team-best three tackles, while junior Christian Jones recorded a pair of TFLs.



Rodney Smith

	1	2	3	4	F
Savannah State	0	0	0	--	0
Florida State	35	13	7	--	55

Game called with 8:59 remaining in the third quarter following two severe weather delays.

Scoring Summary

Time	Qtr	Player	Team	Play
14:21	FS	R. Smith 61 yd pass from EJ Manuel (D. Hopkins kick)	SSU	0 - FS 7
11:51	FS	C. Thompson 6 yd run (Hopkins kick)	SSU	0 - FS 14
08:53	FS	G. Dent 8 yd pass from Manuel (D. Hopkins kick)	SSU	0 - FS 21
07:57	FS	K. Benjamin 9 yd pass from Manuel (D. Hopkins kick)	SSU	0 - FS 28
00:49	FS	D. Freeman 5 yd run (D. Hopkins kick)	SSU	0 - FS 35
<b>Second Quarter</b>				
10:06	FS	J. Wilder, Jr. 19 yd run (D. Hopkins kick)	SSU	0 - FS 42
08:02	FS	J. Wilder, Jr. 1 yd run (D. Hopkins kick failed)	SSU	0 - FS 48
<b>Third Quarter</b>				
11:24	FS	K. Benjamin 19 yd pass from J. Coker (D. Hopkins kick)	SSU	0 - FS 55

TEAM STATISTICS	SSU	FSU
FIRST DOWNS	3	20
RUSHES-YARDS (NET)	18-19	23-167
PASSING YDS (NET)	9	246
Passes Att-Comp-Int	15-2-0	21-17-0
TOTAL OFFENSE PLAYS-YARDS	33-28	44-413
Fumble>Returns-Yards	0-0	0-0
Punt>Returns-Yards	0-0	2-64
Kickoff>Returns-Yards	3-41	0-0
Interception>Returns-Yards	0-0	0-0
Punts (Number-Avg)	8-38.8	1-46.0
Fumbles-Lost	1-1	0-0
Penalties-Yards	1-5	2-15
Possession Time	15:43	20:18
Third-Down Conversions	1 of 10	4 of 5
Fourth-Down Conversions	0 of 0	0 of 0
Red-Zone Scores-Chances	0-0	7-7
Sacks By: Number-Yards	0-0	1-15
Attendance		71,126

Lightning delay at 7:23 pm with 3:59 left in the 2nd Qtr. Game resumed at 8:20 pm. 57 minutes total delay.

**RUSHING:** Savannah State-BARNES, Sheldon 11-34; VEALS, L. 3-5; BOSTICK, Antonio 4-minus 20. **Florida State**-Devonta Freeman 7-69; Debrale Smiley 7-28; Chris Thompson 3-25; James Wilder, Jr. 4-20; Kelvin Benjamin 1-16; Lonnie Pryor 1-9.

**PASSING:** Savannah State-BOSTICK, Antonio 2-15-0-9. **Florida State**-EJ Manuel 11-13-0-161; Clint Trickett 5-6-0-66; Jacob Coker 1-2-0-19.

**RECEIVING:** Savannah State-LACKEY JR, E. 1-12; VEALS, L. 1-minus 3. **Florida State**-Rodney Smith 3-77; Kelvin Benjamin 3-46; Kenny Shaw 3-30; Greg Dent 2-19; Chris Thompson 1-19; Willie Haulstead 1-15; Christo Kourtzidis 1-13; Jared Haggins 1-13; Rashad Greene 1-7; Devonta Freeman 1-7.

**TACKLES (UA-A):** Savannah State-SLAUGHTER, T. 4-1; PRINTUP, C. 3-1; WILLIAMS, T. 2-2; WILSON, John 3-0; JOHNSON, Wayne 3-0; MOSS, Anthony 2-1; BURDEN, Wayne 2-0. **Florida State**-Karlos Williams 2-1; Christian Jones 2-0; P.J. Williams 1-1; Nile Lawrence-Stample 1-1; Bjoern Werner 1-1; Everett Dawkins 1-1; Keelin Smith 1-1; Jermaine Washington 1-1; Giorgio Newberry 0-2; Telvin Smith 0-2; Gerald Demps 0-2.

GAME 3

 <b>WAKE FOREST</b>	<b>0</b>
 <b>(5/6) FLORIDA STATE</b>	<b>52</b>

Saturday, Sept. 15, 2012 • Tallahassee, Fla. **FINAL**

- Led by senior running back Chris Thompson's explosive 197-yard, two-touchdown rushing performance and another dominant defensive effort, Florida State rolled to its second consecutive shutout and an ACC-opening win over Wake Forest, 52-0.
- Thompson had touchdown runs of 74 and 80 yards on consecutive FSU plays in the second quarter en route to gaining all 197 of his rushing yards in the first half - an opening half record for the Seminoles and 10th highest total in a single game in FSU history.
- The FSU defense harassed Wake Forest quarterback Tanner Price into just 8-of-22 passing, while holding the nation's leading receiver Michael Campanaro to just two catches for eight yards.
- The Seminoles outgained the Demon Deacons 612 to 126 and gained 385 yards on the ground.
- Following senior quarterback EJ Manuel's 16-yard running score, dynamic sophomore receiver Rashad Greene returned a punt 60 yards for a score to put FSU ahead, 14-0 in the first quarter.
- Greene's punt return score was his second of the season, becoming the first Nole to score multiple punt return touchdowns since 2005 and just the seventh since 1973.
- After Thompson's incredible touchdowns, senior kicker Dustin Hopkins hit a field goal and Rodney Smith caught a 20-yard touchdown from Manuel to give FSU a commanding 38-0 halftime lead over a Wake Forest squad that had won 4-of-6 in the series heading into the game.
- Wake Forest was just 1-of-16 on third down conversions and punted 13 times.
- Cornelius Carradine had a career-high 2.5 sacks.



Chris Thompson

	1	2	3	4	F
Wake Forest	0	0	0	0	0
Florida State	14	24	7	7	52

Scoring Summary

Time	Quarter	Player	Team	Score
04:28	FS	E.J. Manuel 16 yd run (D. Hopkins kick)	WF	0 - FS 7
02:45	FS	R. Greene 60 yd punt return (Hopkins kick)	WF	0 - FS 14
<b>Second Quarter</b>				
12:52	FS	C. Thompson 74 yd run (Hopkins kick)	WF	0 - FS 21
09:42	FS	Thompson 80 yd run (Hopkins kick)	WF	0 - FS 28
04:37	FS	Hopkins 19 yd field goal	WF	0 - FS 31
00:14	FS	R. Smith 20 yd pass from Manuel (Hopkins kick)	WF	0 - FS 38
<b>Third Quarter</b>				
00:44	FS	K. Shaw 17 yd pass from Manuel (Hopkins kick)	WF	0 - FS 45
<b>Fourth Quarter</b>				
12:21	FS	D. Smiley 18 yd run (Hopkins kick)	WF	0 - FS 52

TEAM STATISTICS	WF	FSU
FIRST DOWNS	7	27
RUSHES-YARDS (NET)	35-43	45-385
PASSING YDS (NET)	83	227
Passes Att-Comp-Int	24-10-0	28-19-0
TOTAL OFFENSE PLAYS-YARDS	59-126	73-612
Fumble Returns-Yards	0-0	0-0
Punt Returns-Yards	0-0	5-89
Kickoff Returns-Yards	7-102	0-0
Interception Returns-Yards	0-0	0-0
Punts (Number-Avg)	13-40.0	4-42.0
Fumbles-Lost	1-0	1-1
Penalties-Yards	3-20	5-48
Possession Time	29:19	30:41
Third-Down Conversions	1 of 16	6 of 13
Fourth-Down Conversions	1 of 2	0 of 1
Red-Zone Scores-Chances	0-0	5-6
Sacks By: Number-Yards	3-13	4-26
Attendance		68,833

**RUSHING:** Wake Forest-Josh Harris 15-51; Deandre Martin 8-14; Michael Campanaro 3; Sherman Ragland 1-0; Kevin Sousa 2-minus 1; TEAM 1-minus 2; Orville Reynolds 2-minus 3; Tanner Price 5-minus 19. Florida State-Chris Thompson 9-197; James Wilder, Jr. 16-94; EJ Manuel 8-48; Debrale Smiley 4-30; Devonta Freeman 6-14; Lonnie Pryor 2-2.

**PASSING:** Wake Forest-Tanner Price 8-22-0-82; Brendan Cross 1-1-0-minus 2; Patrick Thompson 1-1-0-3; Deandre Martin 0-0-0-0. Florida State-EJ Manuel 15-24-0-176; Clint Trickett 3-3-0-41; Jacob Coker 1-1-0-10.

**RECEIVING:** Wake Forest-Sherman Ragland 2-48; Josh Harris 2-10; Michael Campanaro 2-8; Terence Davis 1-9; Brandon Terry 1-7; Matt James 1-3; Deandre Martin 1-minus 2. Florida State-Kelvin Benjamin 4-44; Kenny Shaw 3-32; Lonnie Pryor 2-30; Rashad Greene 2-30; Chris Thompson 2-23; Rodney Smith 1-20; Nick O'Leary 1-11; Jared Haggins 1-11; Christian Green 1-10; James Wilder, Jr. 1-9; Devonta Freeman 1-7.

**TACKLES (UA-A):** Wake Forest-Brandon Chubb 6-1; Mike Olson 4-2; Zachary Allen 4-1; Riley Haynes 3-2; Duran Lowe 2-3; Kris Redding 3-1; Kevin Johnson 3-1; Derricus Ellis 3-1; James Ward 3-0. Florida State-Christian Jones 4-2; Timmy Jernigan 3-3; Bjoern Werner 3-1; Lamarus Joyner 2-2; Everett Dawkins 3-0; Terrence Smith 3-0; Anthony McCloud 3-0; Cornelius Carradine 2-1; Eddie Goldman 2-1; Xavier Rhodes 2-1; Demonte McAllister 1-2; Telvin Smith 2-0; Vince Williams 2-0.

GAME 4

 <b>(10/9) CLEMSON</b>	<b>37</b>
 <b>(4/4) FLORIDA STATE</b>	<b>49</b>

Saturday, Sept. 22, 2012 • Tallahassee, Fla. **FINAL**

- Led by senior quarterback EJ Manuel's magnificent effort, the Seminoles erased a 14-point second-half deficit to defeat Clemson, 49-37. FSU trailed 28-14 in the third quarter, but scored 35 points after halftime, including 28 straight.
- Manuel tallied career highs of 380 yards passing and 102 yards rushing, becoming just the second Seminole ever to eclipse those marks. The only other FSU QB to have a 300-100 game was Charlie Ward versus Maryland in 1992.
- Manuel completed 27-of-35 passes to move his career completion percentage to 67.2 percent and into first-place all-time in the ACC (Matt Schaub, Virginia, 67.0).
- Senior running back Chris Thompson had his second straight 100-yard rushing game (103) and scored two touchdowns in the second half.
- After Clemson went ahead, 28-14, at the 11:48 mark in the third quarter on wide receiver Sammy Watkins' 52-yard trick-play touchdown, the Noles' answered with Thompson's first touchdown of the night.
- Following a Tigers' field goal, Florida State scored 28 consecutive points to blow the game open in the second half.
- Junior safety Lamarus Joyner had a career-best 90-yard kickoff return in the third quarter that ignited the comeback.
- Sophomore wide receiver Rashad Greene atoned for a fumbled punt return from the first half with a touchdown catch in the third quarter, while senior wide receiver Rodney Smith's touchdown catch put FSU up for good at the end of the third quarter.
- Senior defensive end Cornelius Carradine had two sacks and sophomore corner back Nick Waisome nabbed his first career interception.



EJ Manuel

	1	2	3	4	F
Clemson	14	7	10	6	37
Florida State	7	7	21	14	49

Scoring Summary

Time	Quarter	Player	Team	Score
<b>First Quarter</b>				
13:34	CU	Hopkins 60 yd pass from Boyd (Catanzaro kick)	CU	7 - FS 0
10:54	FS	L. Pryor 13 yd run (D. Hopkins kick)	CU	7 - FS 7
07:01	CU	Ellington 6 yd run (Catanzaro kick)	CU	14 - FS 7
<b>Second Quarter</b>				
14:35	FS	J. Wilder, Jr. 5 yd run (Hopkins kick)	CU	14 - FS 14
10:06	CU	Ford 17 yd pass from Boyd (Catanzaro kick)	CU	21 - FS 14
<b>Third Quarter</b>				
11:48	CU	Ellington 52 yd pass from Watkins (Catanzaro kick)	CU	28 - FS 14
10:09	FS	C. Thompson 9 yd run (Hopkins kick)	CU	28 - FS 21
07:07	CU	Catanzaro 50 yd field goal	CU	31 - FS 21
06:15	FS	R. Greene 9 yd pass from EJ Manuel (Hopkins kick)	CU	31 - FS 28
02:37	FS	R. Smith 29 yd pass from Manuel (Hopkins kick)	CU	31 - FS 35
<b>Fourth Quarter</b>				
13:25	FS	J. Wilder, Jr. 5 yd run (Hopkins kick)	CU	31 - FS 42
08:34	FS	Thompson 27 yd run (Hopkins kick)	CU	31 - FS 49
02:11	CU	Ford 3 yd pass from Boyd (TEAM rush failed)	CU	37 - FS 49

TEAM STATISTICS	CU	FSU
FIRST DOWNS	21	27
RUSHES-YARDS (NET)	38-136	40-287
PASSING YDS (NET)	290	380
Passes Att-Comp-Int	39-22-1	35-27-0
TOTAL OFFENSE PLAYS-YARDS	77-426	75-667
Fumble Returns-Yards	0-0	0-0
Punt Returns-Yards	0-0	3-26
Kickoff Returns-Yards	3-48	5-185
Interception Returns-Yards	0-0	1-19
Punts (Number-Avg)	7-41.0	3-35.3
Fumbles-Lost	0-0	2-2
Penalties-Yards	3-30	11-81
Possession Time	27:01	32:54
Third-Down Conversions	7 of 17	8 of 13
Fourth-Down Conversions	2 of 2	0 of 0
Red-Zone Scores-Chances	3-3	5-7
Sacks By: Number-Yards	1-10	2-12
Attendance		83,231

**RUSHING:** Clemson-ELLINGTON 14-55; BOYD 18-44; S. WATKINS 5-37; McDOWELL 1-0. Florida State-Chris Thompson 15-103; EJ Manuel 11-102; James Wilder, Jr. 9-65; Lonnie Pryor 3-20; Team 2-minus 3. **PASSING:** Clemson-BOYD 20-36-1-237; S. WATKINS 1-2-0-52; BENTON 1-1-0-1. Florida State-EJ Manuel 27-35-0-380.

**RECEIVING:** Clemson-S. WATKINS 6-24; HOPKINS 5-88; ELLINGTON 4-87; FORD 4-69; JA. BROWN 1-14; COOPER 1-7; D. SMITH 1-1. Florida State-Chris Thompson 8-79; Greg Dent 5-72; Rashad Greene 4-36; Nick O'Leary 3-48; Kelvin Benjamin 2-71; Rodney Smith 2-48; Kenny Shaw 2-17; James Wilder, Jr. 1-9.

**TACKLES (UA-A):** Clemson-MEEKS 6-3; ST. ANTHONY 5-4; BLANKS 8-0; BRELAND 6-2; WILLARD 4-3; HALL 3-2; BREWER 3-0. Florida State-Terrence Brooks 11-1; Cornelius Carradine 5-2; Christian Jones 5-2; Demonte McAllister 2-3; Bjoern Werner 3-1; Vince Williams 3-0; Xavier Rhodes 3-0; Ronald Darby 3-0; Lamarus Joyner 2-1; Telvin Smith 2-1.

2013 PREVIEW  
2013 SEMINOLES  
COACHING STAFF  
2012 SEASON IN REVIEW  
THIS IS FSU  
HONORS  
SEMINOLES IN THE PROS  
RECORDS  
FSU ADMINISTRATION



GAME 5

 (4/4) FLORIDA STATE	30
 USF	17

Saturday, Sept. 29, 2012 • Tampa, Fla.

FINAL

- Florida State held off a fired up in-state rival in Tampa on Sept. 29, defeating USF, 30-17 in front of a school-record crowd of 69,383 at Raymond James Stadium.
- The Bulls' offense was impressive at the start, totaling 144 yards in the first quarter, but the Seminoles' defense dug in and was dominant in the second and third quarters, allowing just 29 yards on 22 plays during that 30-minute stretch.
- FSU's defensive effort was bolstered by a pair of turnovers - an interception by redshirt junior cornerback Xavier Rhodes and a fumble recovery for a touchdown by junior linebacker Christian Jones - FSU's first defensive score since Bjoern Werner's fumble recovery touchdown against Clemson in 2011. Jones' score gave FSU a commanding 30-10 lead in the third quarter.
- Senior defensive end Cornelius Carradine forced the fumble by sacking USF backup quarterback Matt Floyd on his first play of the game after entering for a briefly injured B.J. Daniels - the Tallahassee native who scored twice on the ground.
- Carradine led FSU with nine tackles, including 1.5 sacks, giving him an ACC-best 7.0 sacks on the season.
- EJ Manuel was his usual efficient self, completing 19 of 26 passes for 242 yards including a 1-yard scoring strike to junior tight end Kevin Haplea in the third quarter that put FSU ahead 23-10 - the Penn State transfer's first TD as a Seminole.
- Sophomore tight end Nick O'Leary led FSU with a career-best four catches for 40 yards, while senior Rodney Smith caught three passes and extended his reception streak to 30 games.
- Dustin Hopkins made 3-of-4 field goal attempts, including his pair in the second frame which gave the Seminoles a 13-3 halftime lead.
- Following USF kicker Maikon Bonani's first-quarter field goal, sophomore wide receiver Rashad Greene gave FSU the lead for good with a 10-yard rushing score five minutes into the game. The touchdown made Greene the first Seminole to score three different ways in a season since Peter Warrick in 1999.



Cornelius Carradine

	1	2	3	4	F
Florida State	7	6	17	0	30
USF	3	0	7	7	17

Scoring Summary

Quarter	Time	Team	Player	Play	Score
First Quarter	11:18	USF	BONANI, M.	32 yd field goal	FS 0 - USF 3
	08:57	FS	R. Greene	10 yd run (D. Hopkins kick)	FS 7 - USF 3
Second Quarter	05:45	FS	Hopkins	26 yd field goal	FS 10 - USF 3
	00:03	FS	Hopkins	43 yd field goal	FS 13 - USF 3
Third Quarter	11:55	USF	DANIELS, B.J.	1 yd run (BONANI kick)	FS 13 - USF 10
	05:09	FS	K. Haplea	1 yd pass from E.J. Manuel (Hopkins kick)	FS 20 - USF 10
	00:34	FS	Hopkins	23 yd field goal	FS 23 - USF 10
	00:00	FS	C. Jones	12 yd fumble recovery (Hopkins kick)	FS 30 - USF 10
Fourth Quarter	12:37	USF	DANIELS, B.J.	3 yd run (BONANI kick)	FS 30 - USF 17

TEAM STATISTICS	FSU	USF
FIRST DOWNS	20	14
RUSHES-YARDS (NET)	41-182	32-125
PASSING YDS (NET)	242	143
Passes Att-Comp-Int	26-19-0	33-17-1
TOTAL OFFENSE PLAYS-YARDS	67-424	65-268
Fumble Returns-Yards	1-12	0-0
Punt Returns-Yards	0-0	2-18
Kickoff Returns-Yards	3-96	4-63
Interception Returns-Yards	1-0	0-0
Punts (Number-Avg)	5-30.4	6-37.2
Fumbles-Lost	0-0	2-1
Penalties-Yards	6-50	6-48
Possession Time	34:08	25:52
Third-Down Conversions	5 of 15	5 of 15
Fourth-Down Conversions	0 of 0	1 of 2
Red-Zone Scores-Chances	4-4	3-3
Sacks By: Number-Yards	2-18	2-20
Attendance		69,383

**RUSHING:** Florida State-Chris Thompson 16-74; Lonnie Pryor 7-65; Kelvin Benjamin 1-17; Rashad Greene 1-10; EJ Manuel 10-9; James Wilder, Jr. 5-8; TM 1-minus 1. **USF-DANIELS, B.J.** 15-72; MURRAY, Demetri 7-40; LAMAR, Lindsey 8-22; SHAW, Marcus 1-2; FLOYD, Matt 1-minus 11.

**PASSING:** Florida State-EJ Manuel 19-26-0-242. **USF-DANIELS, B.J.** 17-33-1-143; FLOYD, Matt 0-0-0-0.

**RECEIVING:** Florida State-Nick O'Leary 4-40; Rodney Smith 3-19; Rashad Greene 2-71; Chris Thompson 2-24; Greg Dent 2-20; Kevin Haplea 2-12; James Wilder, Jr. 2-3; Kenny Shaw 1-47; Lonnie Pryor 1-6. **USF-MITCHELL, Terre** 4-29; MURRAY, Demetri 4-minus 3; HOPKINS, Derric 3-59; LANDI, Evan 2-30; WELCH, Deonte 1-13; DUNKLEY, Chris 1-10; DAVIS, Andre 1-3; LAMAR, Lindsey 1-2.

**TACKLES (UA-A):** Florida State-Cornelius Carradine 6-3; Nick Waisome 3-2; Vince Williams 4-0; Telvin Smith 3-1; Lamarus Joyner 3-0; Anthony McCloud 3-0; Xavier Rhodes 3-0; Everett Dawkins 1-2; Bjoern Werner 2-0; Timmy Jernigan 2-0; Terrence Brooks 2-0; Tyler Hunter 2-0; Nick Moody 0-2. **USF-WEBSTER, Kayvon** 9-3; JOYCE, Mark 1-6; MIMS, Tevin 2-4; BARRINGTON, Sam 4-1; JENKINS, JaCuez 3-2; GRISSOM, Cory 3-1; MONTGOMERY, F 3-1; LANARIS, Mike 2-2; SAGER, Luke 3-0; WATSON, Elkino 2-1; LATTIMORE, DeDe 1-2.

GAME 6

 (4/3) FLORIDA STATE	16
 NC STATE	17

Saturday, Oct. 6, 2012 • Raleigh, N.C.

FINAL

- Florida State was stunned by NC State, 17-16, at Carter-Finley Stadium in Raleigh, N.C. The Seminoles held a 16-0 lead at halftime, but allowed the Wolfpack to storm back in the second half behind quarterback Mike Glennon, who completed 30-of-55 passes for 259 yards and two touchdowns, including the game-winning score to Bryan Underwood on fourth-and-goal with 16 seconds left.
- Senior running back Chris Thompson rushed for 141 yards on a career-best-matching 25 carries - his third 100-yard game of the season and sixth of his career.
- Senior quarterback EJ Manuel was 17-of-29 for 218 yards with a touchdown and an interception in the fourth quarter.
- Senior kicker Dustin Hopkins kicked three field goals, including a season-best 49-yarder and added an extra point.
- Sophomore tight end Nick O'Leary caught his first touchdown of the season in the second quarter.
- Junior linebacker Christian Jones had a career-high 14 tackles and classmate and fellow linebacker Telvin Smith added 10 stops - also a career-best.
- Junior safety Terrence Brooks tallied his first interception of the season and second pick of his career.
- The Seminoles held NC State to just 5-of-18 on third down conversions, but allowed the Wolfpack to go 3-for-4 on fourth down tries.
- The Seminoles had a punt blocked for the second straight game.
- Manuel was sacked a season-high four times.
- The Seminoles were able to sack Glennon just once - Amp McCloud accomplished the feat.
- Junior defensive end Bjoern Werner nabbed his 10th tackle for loss of the season - tops in the ACC.



Chris Thompson

	1	2	3	4	F
Florida State	3	13	0	0	16
NC State	0	0	3	14	17

Scoring Summary

Quarter	Time	Team	Player	Play	Score
First Quarter	06:34	FS	D. Hopkins	49 yd field goal	FS 3 - ST 0
Second Quarter	13:53	FS	N. O'Leary	4 yd pass from E.J. Manuel (Hopkins kick)	FS 10 - ST 0
	04:07	FS	Hopkins	20 yd field goal	FS 13 - ST 0
	00:28	FS	Hopkins	36 yd field goal	FS 16 - ST 0
Third Quarter	06:50	ST	Sade, N.	27 yd field goal	15-78 6:06, FS 16 - ST 3
Fourth Quarter	13:47	ST	Thornton, S.	24 yd pass from Glennon, M. (Sade, N. kick)	FS 16 - ST 10
	00:16	ST	Underwood, B.	2 yd pass from Glennon, M. (Sade, N. kick)	FS 16 - ST 17

TEAM STATISTICS	FSU	ST
FIRST DOWNS	16	21
RUSHES-YARDS (NET)	36-125	27-66
PASSING YDS (NET)	218	259
Passes Att-Comp-Int	30-17-1	55-30-1
TOTAL OFFENSE PLAYS-YARDS	66-343	82-325
Fumble Returns-Yards	0-0	0-0
Punt Returns-Yards	2-10	0-0
Kickoff Returns-Yards	1-28	4-58
Interception Returns-Yards	1-8	1-11
Punts (Number-Avg)	7-35.3	7-43.0
Fumbles-Lost	1-0	0-0
Penalties-Yards	5-59	4-39
Possession Time	29:14	30:46
Third-Down Conversions	3 of 15	5 of 18
Fourth-Down Conversions	0 of 0	3 of 4
Red-Zone Scores-Chances	3-4	2-2
Sacks By: Number-Yards	1-5	4-28
Attendance		54,962

**RUSHING:** Florida State-Chris Thompson 25-141; Rashad Greene 1-1; James Wilder, Jr. 1-0; Lonnie Pryor 1-minus 1; EJ Manuel 8-minus 16. **NC State-Creecy, T.** 14-34; Thornton, S. 11-29; Glennon, M. 2-3.

**PASSING:** Florida State-EJ Manuel 17-29-1-218; Team 0-1-0-0. **NC State-Glennon, M.** 30-55-1-259.

**RECEIVING:** Florida State-Rashad Greene 6-60; Kelvin Benjamin 2-48; Rodney Smith 2-36; Chris Thompson 2-29; Greg Dent 2-17; Kenny Shaw 1-17; Jared Haggins 1-7; Nick O'Leary 1-4. **NC State-Creecy, T.** 7-38; Payton, Q. 6-79; Thornton, S. 4-48; Watson, A. 4-38; Underwood, B. 4-20; Palmer, T. 2-24; Hegedus, C. 1-6; Smith, R. 1-4; Carter, M. 1-2.

**TACKLES (UA-A):** Florida State-Christian Jones 6-8; Telvin Smith 5-5; Cornelius Carradine 3-5; Xavier Rhodes 4-3; Lamarus Joyner 1-6; Terrence Brooks 2-2; Tyler Hunter 3-0; Anthony McCloud 3-0; Bjoern Werner 2-1; Timmy Jernigan 1-2; Everett Dawkins 1-2; Vince Williams 2-0; P.J. Williams 1-1; Demonte McAllister 0-2; Nick Moody 0-2. **NC State-Bishop, B.** 4-7; Dowdy, R. 5-2; Johnson, D. 6-0; Amerson, D. 5-1; Lucas, S. 5-1; Teal, T. 3-3; Wolff, E. 2-4; Burris, J. 3-1; Noel, R. 2-2; Cato-Bishop, D. 2-1; McGill, T. 2-1.

2013 PREVIEW  
2013 SEMINOLES  
COACHING STAFF  
2012 SEASON IN REVIEW  
THIS IS FSU  
HONORS  
SEMINOLES IN THE PROS  
RECORDS  
ADMINISTRATION

GAME 7

**BOSTON COLLEGE** 7

**(12/11) FLORIDA STATE** 51

Saturday, Oct. 13, 2012 • Tallahassee, Fla. **FINAL**

- Led by EJ Manuel's career-high passing performance (439 yards and four scores), Florida State was able to defeat Boston College, 51-7.
- The Noles rolled up 649 yards of total offense - the fourth time this season FSU has totaled at least 600 yards.
- Boston College benefitted from a Terrence Brooks personal foul penalty and a 25-yard Andre Williams run to get down to FSU's one yard-line for a first-and-goal on the game's opening drive. But a Bjoern Werner batted pass was followed but a trio of no-gain stops to give the Seminoles a much-needed goal-line stand.
- Despite starting on their own 1-yard line, the Seminoles scored quick on their first drive. After Manuel's heady play to grab a Lonnie Pryor fumble in mid-air and run for a first down, he connected with junior Kenny Shaw for the 77-yard touchdown toss to put FSU up 7-0 early in the first quarter.
- Shaw tallied two catches for a career-best 125 yards, while senior Rodney Smith grabbed a career-best nine balls for 109 yards, marking the first time two FSU players both hit 100 in the same game since Rashad Greene and Christian Green accomplished the feat against Wake Forest in 2011.
- Pryor recorded a pair of touchdowns on the ground, while sophomore running back James Wilder, Jr., had a pair of scores through the air - his first two receiving touchdowns of the season.
- Senior kicker Dustin Hopkins matched his career-high in points with 15 (three field goals and six extra points) and became the ACC's and FSU's all-time leading scorer on his season-best 51-yard field goal to cap the first half.
- Boston College quarterback Chase Rettig came into the game averaging over 300 yards passing per game this season, but the Seminoles tormented him into a season-low 122 yards.
- Junior Lamarcus Joyner nabbed his first interception of the season and Christian Jones led the Noles with eight tackles.



EJ Manuel

	1	2	3	4	F
Boston College	0	7	0	0	7
Florida State	14	17	10	10	51

Scoring Summary

First Quarter  
09:13 FS K. Shaw 77 yd pass from EJ Manuel (D. Hopkins kick), BC 0 - FS 7  
04:53 FS L. Pryor 2 yd run (Hopkins kick), BC 0 - FS 14

Second Quarter  
10:14 FS J. Wilder, Jr. 7 yd pass from Manuel (Hopkins kick), BC 0 - FS 21  
07:27 FS K. Benjamin 6 yd pass from Manuel (Hopkins kick), BC 0 - FS 28  
01:56 BC Swigerl, B 18 yd pass from Rettig, C (Freese, N kick), BC 7 - FS 28  
00:00 FS Hopkins 51 yd field goal, BC 7 - FS 31

Third Quarter  
11:45 FS Pryor 3 yd run (Hopkins kick), BC 7 - FS 38  
03:43 FS Hopkins 26 yd field goal, BC 7 - FS 41

Fourth Quarter  
13:06 FS J. Wilder, Jr. 12 yd pass from EJ Manuel (Hopkins kick), BC 7 - FS 48  
06:53 FS Hopkins 38 yd field goal, BC 7 - FS 51

TEAM STATISTICS	BC	FSU
FIRST DOWNS	18	30
RUSHES-YARDS (NET)	32-96	33-201
PASSING YDS (NET)	129	448
Passes Att-Comp-Int	33-16-1	38-29-2
TOTAL OFFENSE PLAYS-YARDS	65-225	71-649
Fumble Returns-Yards	0-0	0-0
Punt Returns-Yards	0-0	4-54
Kickoff Returns-Yards	7-134	1-6
Interception Returns-Yards	2-20	1-33
Punts (Number-Avg)	9-43.4	2-43.0
Fumbles-Lost	1-0	1-0
Penalties-Yards	4-29	9-96
Possession Time	30:33	29:27
Third-Down Conversions	3 of 15	4 of 8
Fourth-Down Conversions	0 of 1	0 of 0
Red-Zone Scores-Chances	1-2	7-7
Sacks By: Number-Yards	1-6	1-8
Attendance		81,075

**RUSHING:** Boston College-Williams A 20-104; McCaffrey J 4-8; Bordner J 1-3; Rettig C 1-minus 8; Dudeck D 6-minus 11. **Florida State**-Devonta Freeman 8-70; Chris Thompson 10-68; James Wilder, Jr. 6-27; Debrale Smiley 2-21; Lonnie Pryor 3-10; EJ Manuel 4-5.

**PASSING:** Boston College-Rettig, C 15-31-1-122; Bordner, J 1-2-0-7. **Florida State**-EJ Manuel 27-34-2-439; Clint Trickett 2-4-0-9.

**RECEIVING:** Boston College-Swigerl, B 5-61; Dudeck, D 5-9; Amidon, A 3-44; McCaffrey, J 1-7; Coleman, J 1-5; Evans, S 1-3. **Florida State**-Rodney Smith 9-108; Kelvin Benjamin 5-68; Chris Thompson 4-27; Greg Dent 3-33; James Wilder, Jr. 3-26; Kenny Shaw 2-125; Jared Haggins 1-42; Rashad Greene 1-8; Lonnie Pryor 1-0; EJ Manuel 0-11.

**TACKLES (UA-A):** Boston College-Divitto, S 6-1; Asprilla, M 5-2; Sylvia, S 1-6; Noel, J 3-3; Pierre-Louis, K 2-4; Simmons, J 2-4; Clancy, N 4-1; Joy, T 3-2; Edeball, K 2-3; Jones, B 4-0. **Florida State**-Christian Jones 4-4; Reggie Northrup 4-2; Terrence Brooks 4-1; Vince Williams 3-2; Cornelius Carradine 2-3; P.J. Williams 4-0; Karlos Williams 3-1; Mille Lawrence-Stample 2-2; Timmy Jernigan 1-2; James Wilder, Jr. 2-0; Terrance Smith 2-0; Telvin Smith 2-0; Ronald Darby 2-0; Toshmon Stevens 1-0; Lamarcus Joyner 1-0; Nick Waisome 1-0; Tyler Hunter 0-1; Demonte McAllister 0-1; Nick Moody 0-1; Debrale Smiley 0-1; Bjoern Werner 0-1.

GAME 8

**(12/10/14) FLORIDA STATE** 33

**MIAMI** 20

Saturday, Oct. 20, 2012 • Miami Gardens, Fla. **FINAL**

- Florida State won its third straight game against Miami, 33-20, at Sun Life Stadium in Miami Gardens, Fla., to become bowl eligible for a nation's-best 31st consecutive season.
- Head Coach Jimbo Fisher extended his record to 5-0 against in-state rivals, Miami and Florida.
- The Seminoles overcame a 10-0 first quarter deficit, four fumbles and 12 penalties for 121 yards to overpower the Hurricanes in the second half.
- The Seminoles are now 7-1 for the first time since 2005.
- The nation's third-ranked defense held Miami to its lowest offensive output of the season when it comes to total yards (253). The Hurricanes passed for just 219 yards and 73 of those yards came on Miami's final drive of the game after FSU took a 20 point lead.
- Senior defensive end Tank Carradine had one sack and junior defensive end Bjoern Werner tallied a sack-and-a-half to give both players an ACC-best eight sacks this season. Freshman defensive end Mario Edwards, Jr. also nabbed the first half-sack of his career.
- Junior linebacker Telvin Smith was a dominant performer, leading the Noles with eight tackles, one sack, 2.0 TFLs, a forced fumble and two pass breakups.
- Sophomore nickel back Tyler Hunter picked off his first career pass.
- Starting running back Chris Thompson was injured in the second quarter and missed the rest of the game, opening the door for sophomore running back and Miami native Devonta Freeman, who led FSU with 70 yards rushing and two touchdowns - both coming in the fourth quarter.
- Dustin Hopkins drilled 4-of-5 field goals and made all three extra points. His 33-yard field goal in the first quarter gave FSU its first score and his 46-yarder at the end of the first half gave FSU its first lead - 13-10.
- A fumble by FSU tight end Nick O'Leary on FSU's first play of the game gave Miami a short field and led to a Mike James score to put the Canes ahead 7-0.



Devonta Freeman

	1	2	3	4	F
Florida State	3	10	3	17	33
Miami	10	0	3	7	20

Scoring Summary

First Quarter  
11:06 UM James, M 9 yd run (Wieclaw, J kick), FS 0 - UM 7  
07:32 UM Wieclaw, J 19 yd field goal, FS 0 - UM 10  
01:00 FS D. Hopkins 33 yd field goal, FS 3 - UM 10

Second Quarter  
09:14 FS J. Wilder, Jr. 17 yd run (Hopkins kick), FS 10 - UM 10  
00:03 FS Hopkins 46 yd field goal, FS 13 - UM 10

Third Quarter  
06:07 FS Hopkins 35 yd field goal, FS 16 - UM 10  
00:19 UM Wieclaw, J 27 yd field goal, FS 16 - UM 13

Fourth Quarter  
11:53 FS D. Freeman 3 yd run (Hopkins kick), FS 23 - UM 13  
06:13 FS Hopkins 48 yd field goal, FS 26 - UM 13  
02:45 FS Freeman 5 yd run (Hopkins kick), FS 33 - UM 13  
00:47 UM Scott, R 8 yd pass from Morris, S (Wieclaw, J kick), FS 33 - UM 20

TEAM STATISTICS	FSU	MIAMI
FIRST DOWNS	23	14
RUSHES-YARDS (NET)	41-218	21-29
PASSING YDS (NET)	229	229
Passes Att-Comp-Int	31-21-0	44-26-1
TOTAL OFFENSE PLAYS-YARDS	72-447	65-258
Fumble Returns-Yards	1-7	1-5
Punt Returns-Yards	1-1	0-0
Kickoff Returns-Yards	3-77	1-16
Interception Returns-Yards	1-37	0-0
Punts (Number-Avg)	3-33.3	6-44.2
Fumbles-Lost	5-2	1-1
Penalties-Yards	12-121	4-25
Possession Time	34:34	25:26
Third-Down Conversions	3 of 10	4 of 16
Fourth-Down Conversions	0 of 0	2 of 3
Red-Zone Scores-Chances	6-6	4-4
Sacks By: Number-Yards	4-33	2-13
Attendance		73,328

**RUSHING:** Florida State-Devonta Freeman 10-70; James Wilder, Jr. 8-49; Chris Thompson 7-47; EJ Manuel 11-34; Lonnie Pryor 2-30; Team 2-minus 3; Jared Haggins 1-minus 9. **Miami**-Johnson, D 9-27; James, M 7-25; Morris, S 5-minus 23.

**PASSING:** Florida State-EJ Manuel 21-31-0-229. **Miami**-Morris, S 25-43-1-223; Dorsett, P 1-1-0-6.

**RECEIVING:** Florida State-Rashad Greene 7-49; James Wilder, Jr. 3-14; Chris Thompson 2-47; Kenny Shaw 2-28; Greg Dent 2-20; Lonnie Pryor 2-13; Kelvin Benjamin 1-39; Rodney Smith 1-11; Nick O'Leary 1-8. **Miami**-James, M 8-75; Scott, R 5-31; Hurns, A 3-21; Johnson, D 3-19; Johnson, Da 2-49; Dorsett, P 2-15; Walford, C 2-13; Morris, S 1-6.

**TACKLES (UA-A):** Florida State-Telvin Smith 7-1; Cornelius Carradine 5-2; Christian Jones 3-2; Ronald Darby 3-0; Karlos Williams 3-0; Lamarcus Joyner 2-1; Bjoern Werner 2-1; Terrence Brooks 2-1; Xavier Rhodes 2-0; Miami-Perryman, D 9-3; Rodgers II, K 4-4; Green, S 4-4; Gaines, J 5-1; Highsmith, A 2-3; McGee, B 2-3; Bush, D 2-2; Johnson, E 2-2; Finnie, T 3-0; Chickillo, A 2-1; Bunche, M 2-0.



GAME 9

 <b>DUKE</b>	<b>7</b>
 <b>(11/10/12) FLORIDA STATE</b>	<b>48</b>

Saturday, Oct. 27, 2012 • Tallahassee, Fla.

FINAL

- Florida State moved to 18-0 all time against the Blue Devils (6-3, 3-2) with a 48-7 victory thanks to an offense that exploded for 560 yards and a defense that allowed just 232.
- EJ Manuel averaged a little more than 35 yards per completion as his 8-of-16 night resulted in 282 yards and two touchdowns -- one to Rashad Greene and another to Kelvin Benjamin. Rodney Smith finished with a season-best 112 yards and Benjamin had 77.
- James Wilder, Jr. earned his first career start and carried the ball 13 times for 70 yards and a score while Devonta Freeman ran 12 times for 104 yards and two touchdowns. The latter averaged a staggering 8.7 yards per carry en route to becoming the fourth different FSU player this season to hit the century mark in rushing yards (Wilder, Jr., EJ Manuel and Chris Thompson were the others).
- FSU finished the night with 261 yards -- the sixth time this year that the 'Noles have run for at least 200 in a game after accomplishing that feat just twice last year.
- While FSU's offense was racking up big yards, the defense was preventing Duke from doing much of the same. The Blue Devils entered the game with the ACC's second most potent passing attack with an average of nearly 290 yards through the air each game, but finished with just 129 yards passing.
- Defensive end Cornelius Carradine had a career-high four quarterback hurries and linebacker Christian Jones had a game-high 11 tackles, including three for loss in the first quarter.
- Sophomore Tyler Hunter took his third career punt return to the end zone for a 75 yard score in the first quarter, while senior kicker Dustin Hopkins set the ACC's all-time field goal record as his 81st sailed a career-long 56 yards in the fourth quarter.
- Sophomore wide receiver Rashad Greene hauled in a 71-yard touchdown pass from Manuel to get the scoring going just under four minutes into the contest.



Christian Jones

	1	2	3	4	F
Duke	0	7	0	0	7
Florida State	17	14	14	3	48

Scoring Summary

Time	Quarter	Player	Team	Score
11:20	FS	R. Greene 71 yd pass from EJ Manuel (D. Hopkins kick)	DU 0 - FS 7	
04:51	FS	T. Hunter 75 yd punt return (Hopkins kick)	DU 0 - FS 14	
01:52	FS	Hopkins 26 yd field goal	DU 0 - FS 17	
<b>Second Quarter</b>				
13:50	FS	J. Wilder, Jr. 1 yd run (D. Hopkins kick)	DU 0 - FS 24	
11:09	FS	D. Freeman 9 yd run (D. Hopkins kick)	DU 0 - FS 31	
04:25	DU	Duncan, J 3 yd run (Martin, R kick)	DU 7 - FS 31	
<b>Third Quarter</b>				
14:34	FS	D. Freeman 14 yd run (Hopkins kick)	DU 7 - FS 38	
10:14	FS	K. Benjamin 35 yd pass from Manuel (Hopkins kick)	DU 7 - FS 45	
<b>Fourth Quarter</b>				
09:40	FS	Hopkins 56 yd field goal	DU 7 - FS 48	

TEAM STATISTICS	DUKE	FSU
FIRST DOWNS	13	24
RUSHES-YARDS (NET)	33-103	47-261
PASSING YDS (NET)	129	299
Passes Att-Comp-Int	37-16-0	21-9-0
TOTAL OFFENSE PLAYS-YARDS	70-232	68-560
Fumble Returns-Yards	0-0	0-0
Punt Returns-Yards	0-0	5-122
Kickoff Returns-Yards	5-74	0-0
Interception Returns-Yards	0-0	0-0
Punts (Number-Avg)	12-40.5	1-33.0
Fumbles-Lost	1-0	4-4
Penalties-Yards	10-95	7-63
Possession Time	31:30	28:30
Third-Down Conversions	4 of 18	8 of 12
Fourth-Down Conversions	1 of 1	0 of 1
Red-Zone Scores-Chances	1-2	4-4
Sacks By: Number-Yards	0-0	0-0
Attendance		71,467

**RUSHING:** Duke-Duncan, J 13-46; Snead, J 7-26; Boone, A 4-15; Powell, S 5-12; Thompson, J 2-4; Connette, B 1-3; TEAM 1-minus 3. **Florida State**-Devonta Freeman 12-104; James Wilder, Jr. 13-70; Debrale Smiley 9-42; Lonnie Pryor 6-32; Chad Abram 1-8; EJ Manuel 5-4; Rashad Greene 1-1.

**PASSING:** Duke-Renfree, S 13-21-0-92; Boone, A 3-15-0-37; TEAM 0-1-0-0. **Florida State**-EJ Manuel 8-16-0-282; Clint Trickett 1-5-0-17.

**RECEIVING:** Duke-Blakeney, I 4-38; Vernon, C 3-12; McCaffrey, M 2-31; Reeves, D 2-19; Scott, D 2-16; Crowder, J 2-16; Snead, J 1-minus 3. **Florida State**-Rodney Smith 3-112; Kelvin Benjamin 3-77; Rashad Greene 1-71; Greg Dent 1-22; James Wilder, Jr. 1-17.

**TACKLES (UA-A):**Duke-Norman, D 9-4; Byas, J 9-2; Cockrell, R 4-3; DeWalt-Ondijo, J 4-2; Canty, W 2-4; Helton, D 2-3; Butler, L 1-2; Woodruff, J 1-2; Foster, T 2-0. **Florida State**-Christian Jones 8-3; Cornelius Carradine 3-2; Vince Williams 3-2; Telvin Smith 4-0; Ronald Darby 3-1; Bjoern Werner 2-1; Terrence Brooks 2-1; Gerald Demps 2-1; Anthony McCloud 1-2; Lamarcus Joyner 0-3; Carlos Williams 2-0.

GAME 10

 <b>(8/6/10) FLORIDA STATE</b>	<b>28</b>
 <b>VIRGINIA TECH</b>	<b>22</b>

Thursday, Nov. 8, 2012 • Blacksburg, Va.

FINAL

- Florida State moved to 9-1 for the first time since the 2000 season with a 28-22 come-from-behind victory over Virginia Tech at a hostile Lane Stadium in Blacksburg, Va.
- With the Seminoles trailing 22-20, senior quarterback EJ Manuel got the ball with 2:19 left in the game and engineered the game-winning drive, finding sophomore receiver Rashad Greene for a touchdown on a slant pass that Greene took 39 yards for the score with 40 seconds left to play. It was Manuel's third touchdown pass and second to Greene. Manuel found sophomore tight end Nick O'Leary for the ensuing two-point conversion to put FSU ahead by 6.
- Sophomore nickel back Tyler Hunter nabbed his second interception of the game a few plays later off a Logan Thomas pass with 27 seconds left to seal the victory.
- The Hokies held the Seminoles to -15 yards rushing (fourth-worst in FSU history) and sacked Manuel five times, but the senior signal-caller passed for 326 yards on 25-of-42 passing.
- Four plays before the game-winning score, James Wilder, Jr., ran for seven yards on a critical fourth-and-one conversion - FSU's first fourth down conversion of the year.
- Senior defensive end Cornelius Carradine had a game-high 11 tackles and one sack, while junior linebacker Christian Jones added nine stops.
- Virginia Tech went ahead 22-20 on Cody Journell's 21-yard field goal with 1:19 remaining in the game.
- Senior kicker Dustin Hopkins drilled a pair of field goals and finished with eight points, leaving him just three points shy of setting the all-time NCAA record for kicker scoring.
- The Seminoles led 13-10 at halftime after Manuel found Greene for the first time with 48 seconds remaining in the first half.



Rashad Greene

	1	2	3	4	F
Florida State	3	10	7	8	28
Virginia Tech	3	7	7	5	22

Scoring Summary

Time	Quarter	Player	Team	Score
10:47	FS	D. Hopkins 52 yd field goal	9-48, FS 3 - VT 0	
07:29	VT	C. Journell 35 yd field goal	8-60, FS 3 - VT 3	
<b>Second Quarter</b>				
04:56	FS	D. Hopkins 45 yd field goal	7-6, FS 6 - VT 3	
02:49	VT	C. Fuller 4 yd pass from L. Thomas (C. Journell kick)	9-68, FS 6 - VT 10	
00:48	FS	R. Greene 25 yd pass from EJ Manuel (D. Hopkins kick)	5-71, FS 13 - VT 10	
<b>Third Quarter</b>				
06:53	FS	G. Dent 10 yd pass from EJ Manuel (D. Hopkins kick)	6-49, FS 20 - VT 10	
02:54	VT	L. Thomas 5 yd run (C. Journell)	8-80, FS 20 - VT 17	
<b>Fourth Quarter</b>				
06:59	VT	Team safety	FS 20 - VT 19	
02:19	VT	C. Journell 21 yd field goal	10-52, FS 20 - VT 22	
00:40	FS	R. Greene 39 yd pass from EJ Manuel (N. O'Leary pass from EJ Manuel)	8-68, FS 28 - VT 22	

TEAM STATISTICS	FS	VT
FIRST DOWNS	21	16
RUSHES-YARDS (NET)	25-15	36-87
PASSING YDS (NET)	326	298
Passes Att-Comp-Int	42-25-1	34-19-2
TOTAL OFFENSE PLAYS-YARDS	67-311	70-385
Fumble Returns-Yards	0-0	0-0
Punt Returns-Yards	1-0	2-10
Kickoff Returns-Yards	5-118	3-60
Interception Returns-Yards	2-0	1-5
Punts (Number-Avg)	6-36.0	6-44.5
Fumbles-Lost	2-1	3-1
Penalties-Yards	5-26	6-62
Possession Time	28:31	31:29
Third-Down Conversions	3 of 14	6 of 16
Fourth-Down Conversions	1 of 1	0 of 0
Red-Zone Scores-Chances	1-2	4-4
Sacks By: Number-Yards	2-16	5-44
Attendance		65,632

**RUSHING:** Florida State-Lonnie Pryor 5-22; James Wilder, Jr. 4-10; Team 1-minus 2; Devonta Freeman 7-minus 5; EJ Manuel 8-minus 40. **Virginia Tech**-Coleman, JC 16-41; Gregory, T 8-19; Thomas, L 10-13; Fuller, C 1-10; Knowles, D 1-4.

**PASSING:** Florida State-EJ Manuel 25-42-1-326. **Virginia Tech**-L. Thomas 19-34-2-298.

**RECEIVING:** Florida State-Rashad Greene 6-125; Rodney Smith 5-23; Greg Dent 4-73; James Wilder, Jr. 3-21; Kelvin Benjamin 2-29; Kenny Shaw 2-24; Devonta Freeman 2-15; Nick O'Leary 1-16. **Virginia Tech**-Fuller, C 7-124; Gregory, T 3-33; Davis, M 2-68; Knowles, D 2-43; Coleman, JC 2-16; Phillips, J 2-3; Roberts, D 1-11.

**TACKLES (UA-A):**Florida State-Cornelius Carradine 6-5; Christian Jones 5-4; Telvin Smith 1-6; Lamarcus Joyner 2-4; Vince Williams 4-1; Anthony McCloud 3-1; Nick Moody 2-2; Tyler Hunter 2-2; Xavier Rhodes 2-2; Demonte McAllister 1-3. **Virginia Tech**-Fuller, K 7-1; Tyler, J 4-4; Bonner, D 5-2; Tweedy, A 2-4; Exum, A 3-1; Hopkins, D 1-3.

GAME 11

	<b>(10/6/10) FLORIDA STATE</b>	<b>41</b>
	<b>MARYLAND</b>	<b>14</b>

Saturday, Nov. 17, 2012 • College Park, Md. **FINAL**

- Florida State moved to 10-1 for the first time since the 2000 season and reached the 10-win mark in the regular season for the first time since 2003.
- The win clinched the Atlantic Division title of the ACC for FSU for the second time in Jimbo Fisher's three seasons at the helm.
- Florida State will play in the ACC title game with the win for the third time in school history (2005, 2010, 2012).
- The Seminoles stormed out to a 27-0 lead after scoring 20 points in the first 15:09 of the game.
- Senior placekicker Dustin Hopkins' 26-yard field goal at the 14:51 mark of the second quarter gave Hopkins the record as the NCAA FBS all-time scorer by a kicker. Hopkins surpassed Boise State's Kyle Brotzman (2007-10) who held the previous record with 439 points. With 11 points in the game, including nine points in the first half, Hopkins now stands at 448 career points, which is fourth all-time for scoring in the FBS among all players.
- The Seminoles rushed for 237 yards against a Maryland defense that entered the game with a top-20 ranked rush defense.
- Devonta Freeman finished the day with a career-best 148 yards on 16 carries with two touchdowns for his fifth multi-score game in two seasons.
- After completing 17-of-23 passes for 144 yards and two touchdowns, redshirt senior quarterback EJ Manuel moved up to fifth all-time in career completions (540) passing Danny Kannel (529) and tied for seventh all-time in career touchdown passes (45) with Christian Ponder.
- Bjoern Werner continued wreaking havoc in the backfield when he picked up his ninth sack of the season to end Maryland's first drive of the game. After half a sack in the second half, Werner has 33 tackles on the season, 14.5 coming for loss and 9.5 in sacks.



Dustin Hopkins

	1	2	3	4	F
Florida State	14	13	7	7	41
Maryland	0	0	7	7	14

Scoring Summary

Time	Qtr	Player	Play	Score
09:16	FS	D. Freeman	5 yd run (D. Hopkins kick)	11-61 5:52, FS 7 - MD 0
09:04	FS	N. O'Leary	10 yd pass from EJ Manuel (D. Hopkins kick)	1-10 0:04, FS 14 - MD 0
14:51	FS	D. Hopkins	26 yd field goal	7-24 3:16, FS 17 - MD 0
11:05	FS	D. Hopkins	40 yd field goal	5-29 2:48, FS 20 - MD 0
01:32	FS	R. Greene	30 yd pass from EJ Manuel (D. Hopkins kick)	9-70 4:02, FS 27 - MD 0
10:27	MD	Dorsey	33 yd pass from Petty (Craddock kick)	9-81 4:28, FS 27 - MD 7
03:12	FS	D. Freeman	2 yd run (Dustin Hopkins kick)	8-81 3:35, FS 34 - MD 7
05:27	FS	J. Wilder, Jr.	22 yd run (Dustin Hopkins kick)	11-80 5:49, FS 41 - MD 7
00:25	MD	Dorsey	42 yd pass from Petty (Craddock kick)	2-70 0:12, FS 41 - MD 14

TEAM STATISTICS	FS	MD
FIRST DOWNS	21	10
RUSHES-YARDS (NET)	41-237	34-34
PASSING YDS (NET)	160	136
Passes Att-Comp-Int	26-19-1	19-8-0
TOTAL OFFENSE PLAYS-YARDS	67-397	53-170
Fumble Returns-Yards	0-0	1-28
Punt Returns-Yards	4-16	1-1
Kickoff Returns-Yards	3-54	6-102
Interception Returns-Yards	0-0	1-19
Punts (Number-Avg)	3-35.3	7-43.3
Fumbles-Lost	1-1	3-2
Penalties-Yards	7-55	3-34
Possession Time	34:31	25:29
Third-Down Conversions	7 of 13	4 of 13
Fourth-Down Conversions	0 of 0	1 of 2
Red-Zone Scores-Chances	4-4	0-0
Sacks By: Number-Yards	5-46	3-11

**RUSHING:** Florida State-Devonta Freeman 16-148; James Wilder, Jr. 8-52; Debrale Smiley 4-17; Lonnie Pryor 4-13; Chad Abram 3-12; Team 1 minus 2; EJ Manuel 5 minus 3. Maryland-B.Ross 11-30; Diggs 5-29; Reid 2-6; Pickett 2-1; Petty 14 minus 32.

**PASSING:** Florida State-EJ Manuel 17-23-1-144; Clint Trickett 2-3-0-16. Maryland-Petty 8-19-0-136.

**RECEIVING:** Florida State-Rashad Greene 4-50; Nick O'Leary 3-46; Kelvin Benjamin 3-7; Lonnie Pryor 2-26; Willie Haulstead 2-16; Kenny Shaw 2-11; Devonta Freeman 2 minus 2; Rodney Smith 1-6. Maryland-Diggs 3-45; Dorsey 2-75; Pickett 1-6; King 1-5; B.Ross 1-5.


**TACKLES (UA-A):** Florida State-Timmy Jernigan 2-4; Cornellius Carradine 3-2; Vince Williams 2-3; Bjoern Werner 2-2; Lamarcus Joyner 2-2; Telvin Smith 2-1; Christian Jones 2-1; Mario Edwards, Jr. 2-1; Karlos Williams 2-0; Everett Dawkins 2-0; Terrence Brooks 1-1; Terrance Smith 1-1; Nick Moody 1-1; Nick Waisome 1-1; Giorgio Newberry 0-2; Dustin Hopkins 1-0; Keelin Smith 1-0; Toshmon Stevens 1-0; James Wilder, Jr. 1-0; Demonte McAllister 1-0; Chad Abram 1-0; Reggie Northrup 0-1; P.J. Williams 0-1; Ronald Darby 0-1; Nile Lawrence-Stampel 0-1. Maryland-Goree 7-6; Franklin 4-4; Farrand 3-5; Tate 6-1; Robinson 3-2; Jefferson 1-4; McDougle 4-0; Drakeford 2-2; I.Ross 0-3; J.Johnson 2-0; Kilgo 1-1; Vellano 1-1; Schlotthauer 1-1; Cheeseboro 1-1; Twine 1-0; B.Johnson 1-0; Stinebaugh 1-0; Parcher 1-0; Hendy 1-0; Francis 0-1.

GAME 12

	<b>(6/6/4) FLORIDA</b>	<b>37</b>
	<b>(10/5/10) FLORIDA STATE</b>	<b>26</b>

Saturday, Nov. 24, 2012 • Tallahassee, Fla. **FINAL**

- Florida State lost to an in-state rival (Florida or Miami) for the first time since Jimbo Fisher took over the program and it was 1,091 days since FSU last lost to a team from the state of Florida.
- Bjoern Werner had one of the most impressive games of his career registering 3.5 sacks, a fumble return and a career-high tying six tackles.
- Tank Carradine led the Seminoles with 11 tackles on Saturday marking the fourth time that he has led the team in tackles this year. Carradine's 11 tackles tied a career high set earlier this year at Virginia Tech.
- Senior placekicker Dustin Hopkins connected on two PATs and his second 50-yard FG of the game in the third quarter moving the senior kicker into sole possession of third place on the all-time NCAA FBS all-player scoring record with 456 points.
- Hopkins was the first Seminole to register two field goals of 50 yards or more in a single game (50 and 53) since 1985 when Derek Schmidt connected on two 51-yard field goals against Memphis. Hopkins now has nine FGs of 50 yards or more giving him the school record for the most career FGs from that distance surpassing Derek Schmidt, who tallied seven from 1984-87.
- Senior wideout Rodney Smith made it 37 consecutive games with a catch as he was on the receiving end of a 4-yard catch with less than a minute left in the second quarter. E.G. Green (1994-97) has the school record for most consecutive games with a reception at 38.
- Nick O'Leary was on the receiving end of Florida State's first touchdown of the game as the sophomore tight end made a tremendous leaping catch for a six-yard TD on third down and goal.
- Florida State quarterback EJ Manuel gave the Seminoles their first lead of the game in the third quarter scoring from 1-yard out to give FSU a 17-13 advantage. He then added a 22-yard rushing score on the last play of the game. It was Manuel's 10th career rushing TD and third in 2012.



Bjoern Werner

	1	2	3	4	F
Florida	3	10	0	24	37
Florida State	0	3	17	6	26

Scoring Summary

Time	Qtr	Player	Play	Score
09:13	UF	Sturgis,C	39 yd field goal	14-54 5:47, UF 3 - FS 0
06:53	UF	Sturgis,C	45 yd field goal	10-54 4:59, UF 6 - FS 0
05:26	UF	Gillislee,M	9 yd run (Sturgis,C kick)	3-21 1:20, UF 13 - FS 0
00:00	FS	Dustin Hopkins	50 yd field goal	9-56 2:10, UF 13 - FS 3
10:27	FS	Nick O'Leary	6 yd pass from EJ Manuel (Hopkins kick)	4-25 1:06, UF 13 - FS 10
08:30	FS	EJ Manuel	1 yd run (Dustin Hopkins kick)	2-26 1:49, UF 13 - FS 17
04:24	FS	Dustin Hopkins	53 yd field goal	4-13 1:15, UF 13 - FS 20
13:27	UF	Sturgis,C	32 yd field goal	13-64 5:53, UF 16 - FS 20
11:01	UF	Gillislee,M	37 yd run (Sturgis,C kick)	1-37 0:08, UF 23 - FS 20
07:00	UF	Dunbar,O	14 yd pass from Driskel,J	(Sturgis,C kick) 5-32 2:23, UF 30 - FS 20
02:33	UF	Jones,M	32 yd run (Sturgis,C kick)	4-56 1:25, UF 37 - FS 20
00:00	FS	EJ Manuel	22 yd run	11-77 2:28, UF 37 - FS 26

TEAM STATISTICS	UF	FS
FIRST DOWNS	21	20
RUSHES-YARDS (NET)	47-244	25-112
PASSING YDS (NET)	150	188
Passes Att-Comp-Int	25-16-0	36-19-3
TOTAL OFFENSE PLAYS-YARDS	72-394	61-300
Fumble Returns-Yards	1-1	1-9
Punt Returns-Yards	1-50	3-66
Kickoff Returns-Yards	3-57	5-112
Interception Returns-Yards	3-14	0-0
Punts (Number-Avg)	4-43.2	3-41.3
Fumbles-Lost	1-1	3-2
Penalties-Yards	12-101	3-20
Possession Time	36:20	23:40
Third-Down Conversions	8 of 15	7 of 13
Fourth-Down Conversions	0 of 1	0 of 1
Red-Zone Scores-Chances	3-3	3-3
Sacks By: Number-Yards	2-20	4-43

**RUSHING:** Florida-Gillislee,M. 24-140; Jones,M. 8-81; Burton,T. 1-24; Hines,O. 2-11; Purifoy,L. 1-8; Driskel,J. 11 minus 20. Florida State-EJ Manuel 12-54; D. Freeman 8-37; J. Wilder, Jr. 3-13; L. Pryor 2-8.

**PASSING:** Florida-Driskel,J. 15-23-0-147; Burton,T. 1-2-0-3. Florida State-EJ Manuel 18-33-3-182; Clint Trickett 1-2-0-6; Team 0-1-0-0.

**RECEIVING:** Florida-Reed,J. 4-54; Dunbar,O. 4-25; Hammond,F. 3-26; Gillislee,M. 2-22; Hines,O. 2-20; Burton,T. 1-3. Florida State-Rashad Greene 5-65; Kenny Shaw 5-58; James Wilder, Jr. 4-31; Rodney Smith 2-7; Devonta Freeman 1-16; Nick O'Leary 1-6; Greg Dent 1-5.

**TACKLES (UA-A):** Florida-Elam,M 7-0; Purifoy,L. 4-2; Evans,J. 4-1; Bostic,J. 2-2; Hunter,O. 3-0; Morrison,A. 2-1; Jenkins,Je. 2-0; Watkins,Ja. 1-1; Roberson,M. 1-1; Bullard,J. 1-1; Sturgis,C 1-0; Johnson,Ch. 1-0; McCray,L. 1-0; Kitchens,D. 1-0; Driskel,J. 1-0; Easley,D. 1-0; Floyd,S. 1-0; Brissett,J. 1-0; Fowler,D. 0-1. Florida State-Cornellius Carradine 7-4; Christian Jones 5-4; Terrence Brooks 4-4; Bjoern Werner 4-2; Xavier Rhodes 3-2; Demonte McAllister 2-3; Timmy Jernigan 2-2; Anthony McCloud 2-2; Vince Williams 3-0; Nick Moody 1-2; Tyler Hunter 2-0; Lamarcus Joyner 2-0; Karlos Williams 1-1; Telvin Smith 1-1; Everett Dawkins 1-1; Nick Waisome 1-1; Chad Abram 1-0; James Wilder, Jr. 1-0; Rodney Smith 1-0; Team 1-0; Giorgio Newberry 0-1.

2013 PREVIEW  
2013 SEMINOLES  
COACHING STAFF  
2012 SEASON IN REVIEW  
THIS IS FSU  
HONORS  
SEMINOLES IN THE PROS  
RECORDS  
ADMINISTRATION



# GAME 13 - ACC CHAMPIONSHIP

 <b>GEORGIA TECH</b>	<b>15</b>
 <b>(13/12/13) FLORIDA STATE</b>	<b>21</b>

Saturday, Dec. 1, 2012 • Charlotte, N.C. **FINAL**

- Florida State won its 13th ACC Championship which trails only Clemson (14) for the most in conference history. The Seminoles are now 2-1 all-time in the ACC Championship Game.
- Florida State advances to its ninth Orange Bowl. The Seminoles are 3-5 all-time in the Orange Bowl. This is also the seventh time FSU will play in a BCS Bowl. The last time FSU went to a BCS Bowl was the 2006 Orange Bowl, where it fell to Penn State, 26-23 (3 OT).
- Led by sophomore running back James Wilder, Jr.'s 69-yard, two-touchdown MVP performance versus the Yellow Jackets, FSU notched 11 wins in a season for the 12th time in school history and the first time since 2000.
- Florida State tallied 194 yards rushing compared to Georgia Tech's 183 yards on the ground. The Yellow Jackets came into the game third in the NCAA in rushing at 323.3 yards/game.
- Sophomore running back Devonta Freeman added 59 yards on the ground and a first quarter score, while quarterback EJ Manuel added 49 rushing yards.
- After Freeman scored in the first quarter to put FSU ahead 7-0, Wilder tallied two rushing touchdowns in the second frame as Florida State took a 21-6 lead into halftime.
- Sophomore safety Karlos Williams filled in at linebacker for Nick Moody, who was injured on the game's first play. Williams had a career-best 11 tackles and made a game-sealing interception in the fourth quarter after the Yellow Jackets had cut the FSU lead to 21-15.
- Junior linebacker Telvin Smith had a career-best matching 11 stops, while sophomore defensive tackle Timmy Jernigan tallied a career-high nine tackles.
- Senior kicker Dustin Hopkins kicked three extra points and set a new ACC record for scoring in a season, breaking former Virginia Tech running back Ryan Williams' mark of 132 set in 2009.



James Wilder, Jr.

	1	2	3	4	F
Florida State	7	14	0	0	21
Georgia Tech	0	6	3	6	15

### Scoring Summary

**First Quarter**

10:45 FS D. Freeman 3 yd run (Dustin Hopkins kick), FS 7 - GT 0

**Second Quarter**

13:54 FS J. Wilder, Jr. 16 yd run (Hopkins kick), FS 14 - GT 0

09:25 GT Tanner, C. 27 yd field goal, FS 14 - GT 3

04:56 FS James Wilder, Jr. 1 yd run (Hopkins kick), FS 21 - GT 3

01:12 GT Scully, D. 47 yd field goal, FS 21 - GT 6

**Third Quarter**

01:08 GT Tanner, C. 36 yd field goal, FS 21 - GT 9

**Fourth Quarter**

06:27 GT Washington, T. 1 yd run (Washington rush failed), FS 21 - GT 15

TEAM STATISTICS	FS	GT
FIRST DOWNS	22	19
RUSHES-YARDS (NET)	37-194	52-183
PASSING YDS (NET)	134	118
Passes Att-Comp-Int	21-16-1	16-5-2
TOTAL OFFENSE PLAYS-YARDS	58-328	68-301
Fumble Returns-Yards	0-0	0-0
Punt Returns-Yards	2-23	0-0
Kickoff Returns-Yards	3-48	2-57
Interception Returns-Yards	2-55	1-0
Punts (Number-Avg)	3-45.7	4-40.5
Fumbles-Lost	2-2	2-0
Penalties-Yards	6-39	3-25
Possession Time	29:37	30:23
Third-Down Conversions	3 of 8	4 of 15
Fourth-Down Conversions	0 of 0	4 of 4
Red-Zone Scores-Chances	3-4	3-3
Sacks By: Number-Yards	1-8	3-18

**RUSHING:** Florida State-James Wilder, Jr. 10-69; Devonta Freeman 13-59; EJ Manuel 10-49; Rashad Greene 1-18; Lonnie Pryor 1-4; Team 2-minus 5 Georgia Tech-Sims, D. 19-91; Godhigh, R. 5-35; Bostic, B. 5-25; Washington, T. 10-20; Laskey, Z. 3-14; Lee, V. 4-3; Days, S. 1-2; Hill, D. 1-minus 2; Zenon, T. 4-minus 5.

**PASSING:** Florida State-EJ Manuel 16-21-1-134. Georgia Tech-Washington, T. 4-14-1-76; Lee, V. 1-1-0-42; Days, S. 0-1-0.

**RECEIVING:** Florida State-Rashad Greene 9-82; Lonnie Pryor 2-25; Nick O'Leary 2-11; Rodney Smith 1-12; Kelvin Benjamin 1-3; Jared Haggins 1-1. Georgia Tech-Waller, D. 2-59; Bostic, B. 2-41; Moore, Je. 1-18.

**TACKLES (UA-A):** Florida State-Karlos Williams 8-3; Telvin Smith 4-7; Timmy Jernigan 6-3; Christian Jones 2-7; Mario Edwards, Jr. 3-4; Vince Williams 3-3; Demonte McAllister 1-4; Lamarcus Joyner 1-3; Everett Dawkins 2-0; Terrence Brooks 2-0; Nick Waisome 1-1; Tyler Hunter 1-0; P.J. Williams 1-0; Eddie Goldman 0-1; Xavier Rhodes 0-1; Bjoern Werner 0-1. Georgia Tech-Altachou, J. 6-3; Hunt-Days, J. 5-3; Thomas, Je. 4-4; Nealy, Q. 4-2; Sweeting, R. 4-2; Johnson, I. 1-4; Milton, C. 3-1; Watts, B. 2-2; Cummings, E. 2-1; Barnes, T. 2-0; Dieke, E. 2-0; Young, L. 1-1; Drummond, D. 1-1; Connors, M. 1-0; Golden, J. 1-0; Washington, T. 1-0; Cross, J. 0-1; Travis, K. 0-1; Finch, J. 0-1; Waller, D. 0-1; Dennis, C. 0-1; Noble, D. 0-1.

# GAME 14 - ORANGE BOWL

 <b>(16/16/15) NORTHERN ILLINOIS</b>	<b>10</b>
 <b>(13/12/12) FLORIDA STATE</b>	<b>31</b>

Tuesday, Jan. 1, 2013 • Miami Gardens, Fla. **FINAL**

- Florida State captured its first BCS bowl victory since 2000 and in the process tied the school record for wins in a season in its 31-10 victory over Northern Illinois.
- Senior fullback Lonnie Pryor, voted the Orange Bowl MVP, ran for a career-high 134 yards and two scores on only five carries. Senior QB EJ Manuel threw for 291 yards, while the Seminoles stuffed Huskies QB and all-purpose threat Jordan Lynch for most of the night.
- Pryor scored the first touchdown on a career-long 60-yard run, then ran 37 yards for a clinching touchdown with 10 minutes left. Manuel went 26-for-38, threw for one score and ran for another and became just the second quarterback in FBS history to win four straight bowl games, joining former West Virginia QB Pat White.
- Florida State outgained NIU 534 yards to 259. The Huskies entered the Orange Bowl accruing nearly 486 yards per game and nearly 41 points.
- Vince Williams added 10 tackles and a sack in his final game to go along with 10 tackles from Christian Jones. Lamarcus Joyner added six stops and a tackle for loss. FSU finished with three sacks and five tackles for loss while holding the Huskies to a well-below-their-average 3.5 yards per play.
- FSU forced two turnovers as safety Terrence Brooks intercepted Lynch in the third quarter and Xavier Rhodes forced a fumble early in the fourth quarter.
- Kenny Shaw had six catches for 61 yards. Rashad Greene had 45 yards receiving and a score and Devonta Freeman and Greg Dent added 43 and 42 yards receiving, respectively.
- Senior Rodney Smith had three catches and set the school record for consecutive games with at least one catch by doing so in his 39th straight contest.
- FSU's offense set its own school record. By registering 534 yards against NIU, the 2012 Seminoles finished the season with 6,591 combined yards of offense -- three more than the previous school record of 6,588 yards the 2000 squad posted.
- With a 25-yard field goal in the third quarter, kicker Dustin Hopkins set the all-time NCAA record for career field goals finishing his career with 88 surpassing Georgia's Billy Bennett who set the record from 2000-03.



Lonnie Pryor

	1	2	3	4	F
Northern Illinois	3	0	7	0	10
Florida State	7	7	3	14	31

### Scoring Summary

**First Quarter**

05:28 FS L. Pryor 60 yd run (D. Hopkins kick), NIU 0 - FS 7

01:41 NIU M. Sims 25 yd field goal, NIU 3 - FS 7

**Second Quarter**

00:11 FS R. Greene 6 yd pass from EJ Manuel (D. Hopkins kick), NIU 3 - FS 14

**Third Quarter**

11:48 FS D. Hopkins 25 yd field goal, NIU 3 - FS 17

09:55 NIU M. Moore 11 yd pass from J. Lynch (M. Sims kick), NIU 10 - FS 17

**Fourth Quarter**

14:56 FS EJ Manuel 9 yd run (D. Hopkins kick), NIU 10 - FS 24

10:33 FS L. Pryor 37 yd run (D. Hopkins kick), NIU 10 - FS 31

TEAM STATISTICS	NIU	FS
FIRST DOWNS	17	23
RUSHES-YARDS (NET)	32-83	37-243
PASSING YDS (NET)	176	291
Passes Att-Comp-Int	41-15-1	38-26-0
TOTAL OFFENSE PLAYS-YARDS	73-259	75-534
Fumble Returns-Yards	1-5	0-0
Punt Returns-Yards	1-6	0-0
Kickoff Returns-Yards	4-73	0-0
Interception Returns-Yards	0-0	1-20
Punts (Number-Avg)	7-42.1	5-36.8
Fumbles-Lost	1-1	1-1
Penalties-Yards	5-40	8-96
Possession Time	25:52	34:08
Third-Down Conversions	5 of 18	3 of 14
Fourth-Down Conversions	2 of 4	2 of 2
Red-Zone Scores-Chances	2-2	3-3
Sacks By: Number-Yards	0-0	3-16

**RUSHING:** Florida State-Lonnie Pryor 5-134; James Wilder, Jr. 11-52; Devonta Freeman 14-30; EJ Manuel 6-26; Greg Dent 1-1. NIU-LYNCH, Jordan 23-44; MAXWELL, Desroy 1-35; DANIELS, Akeem 3-15; LEWIS, Tommylee 2-9; WELLS, Jamison 1-1; TEAM 1-minus 1; BROWN, DaRon 1-minus 20.

**PASSING:** Florida State-EJ Manuel 26-38-0-291. NIU-LYNCH, Jordan 15-41-1-176.

**RECEIVING:** Florida State-Kenny Shaw 6-61; Rashad Greene 5-45; Devonta Freeman 3-43; Greg Dent 3-42; Rodney Smith 3-41; Lonnie Pryor 3-17; Nick O'Leary 2-29; Kelvin Benjamin 1-13. NIU-LEWIS, Tommylee 5-61; MOORE, Martel 4-29; ASHFORD, Perez 4-19; DANIELS, Akeem 2-67.

**TACKLES (UA-A):** Florida State-Vince Williams 5-5; Christian Jones 1-9; Lamarcus Joyner 4-2; Terrence Brooks 4-0; Ronald Darby 4-0; Telvin Smith 3-1; Xavier Rhodes 2-2; Tyler Hunter 2-1; Nick Moody 2-1; Mario Edwards, Jr. 2-1; Timmy Jernigan 1-2; Bjoern Werner 2-0. NIU-WARD, Jimmie 11-3; MELVIN, Rashaan 6-4; BASS, Jamaal 5-2; EVANS, Sean 5-0; CLARK, Tyrone 3-1; STONE, Demetriu 3-1; JACQUES, Victor 2-1; BISHOP, Ken 2-1; GORDON, Donovan 2-1; PROGAR, Sean 1-2; RAINEY, George 2-0; MEEHAN, Jason 2-0.

2012 Game Results

Date	Opponent	Score	Overall	Conf.	Time	Attend
Sept. 1, 2012	MURRAY STATE	W 69-3	1-0-0	0-0-0	3:35	70047
Sept. 8, 2012	SAVANNAH STATE	W 55-0	2-0-0	0-0-0	3:30	71126
* Sept. 15, 2012	WAKE FOREST	W 52-0	3-0-0	1-0-0	3:19	68833
* Sept. 22, 2012	#9 CLEMSON	W 49-37	4-0-0	2-0-0	3:38	83231
Sept. 29, 2012	at USF	W 30-17	5-0-0	2-0-0	3:30	69383
* Oct. 06, 2012	at NC State	L 16-17	5-1-0	2-1-0	3:40	54962
* Oct. 13, 2012	BOSTON COLLEGE	W 51-7	6-1-0	3-1-0	3:30	81075
* Oct. 20, 2012	at Miami	W 33-20	7-1-0	4-1-0	3:42	73328
* Oct. 27, 2012	DUKE	W 48-7	8-1-0	5-1-0	3:05	71467
* Nov. 8, 2012	at Virginia Tech	W 28-22	9-1-0	6-1-0	3:30	65632
* Nov. 17, 2012	at Maryland	W 41-14	10-1-0	7-1-0	3:01	35244
Nov. 24, 2012	#6 FLORIDA	L 26-37	10-2-0	7-1-0	3:35	83429
Dec. 1, 2012	vs Georgia Tech	W 21-15	11-2-0	7-1-0	3:11	64778
Jan. 1, 2013	vs #15 Northern Illinois	W 31-10	12-2-0	7-1-0	3:40	72073

\* indicates conference game

2012 Team Statistics

	FS	OPP
SCORING	550	206
Points Per Game	39.3	14.7
FIRST DOWNS	322	203
Rushing	145	81
Passing	163	102
Penalty	14	20
RUSHING YARDAGE	2882	1287
Yards gained rushing	3209	1719
Yards lost rushing	327	432
Rushing Attempts	513	469
Average Per Rush	5.6	2.7
Average Per Game	205.9	91.9
TDs Rushing	40	10
PASSING YARDAGE	3709	2266
Comp-Att-Int	288-428-10	221-453-11
Average Per Pass	8.7	5.0
Average Per Catch	12.9	10.3
Average Per Game	264.9	161.9
TDs Passing	24	13
TOTAL OFFENSE	6591	3553
Total Plays	941	922
Average Per Play	7.0	3.9
Average Per Game	470.8	253.8
KICK RETURNS: #-Yards	31-764	59-997
PUNT RETURNS: #-Yards	37-528	8-87
INT RETURNS: #-Yards	11-172	10-69
KICK RETURN AVERAGE	24.6	16.9
PUNT RETURN AVERAGE	14.3	10.9
INT RETURN AVERAGE	15.6	6.9
FUMBLES-LOST	24-17	19-10
PENALTIES-Yards	89-809	69-589
Average Per Game	57.8	42.1
PUNTS-Yards	49-1808	105-4350
Average Per Punt	36.9	41.4
Net punt average	34.1	35.7
KICKOFFS-Yards	105-6586	48-2835
Average Per Kick	62.7	59.1
Net kick average	51.7	35.9
TIME OF POSSESSION/Game	30:03	28:14
3RD-DOWN Conversions	69/163	60/220
3rd-Down Pct	42%	27%
4TH-DOWN Conversions	3/6	17/27
4th-Down Pct	50%	63%
SACKS BY-Yards	36-278	26-183
MISC YARDS	0	0
TOUCHDOWNS SCORED	68	23
FIELD GOALS-ATTEMPTS	25-30	15-18
ON-SIDE KICKS	0-0	1-4
RED-ZONE SCORES	(65-71) 92%	(27-31) 87%
RED-ZONE TOUCHDOWNS	(50-71) 70%	(16-31) 52%
PAT-ATTEMPTS	(65-66) 98%	(21-21) 100%
ATTENDANCE	601281	298549
Games/Avg Per Game	8/75160	5/59710
Neutral Site Games		1/64778

SCORE BY QUARTERS	1st	2nd	3rd	4th	OT	Total
Florida State	145	165	133	107	0	550
Opponents	36	47	47	76	0	206



Chris Thompson



Bjoern Werner



2012 Individual Statistics

RUSHING	GP	Att	Gain	Loss	Net	Avg	TD	Long	Avg/G
Chris Thompson	8	91	722	35	687	7.5	5	80	85.9
Devonta Freeman	13	111	695	35	660	5.9	8	47	50.8
James Wilder, Jr.	14	110	652	17	635	5.8	11	42	45.4
Lonnie Pryor	14	47	380	4	376	8.0	8	60	26.9
EJ Manuel	14	103	516	206	310	3.0	4	28	22.1
Debrale Smiley	6	29	157	5	152	5.2	3	21	25.3
Kelvin Benjamin	14	2	33	0	33	16.5	0	17	2.4
Rashad Greene	14	4	30	0	30	7.5	1	18	2.1
Chad Abram	13	4	20	0	20	5.0	0	8	1.5
Clint Trickett	8	1	3	0	3	3.0	0	3	0.4
Greg Dent	14	1	1	0	1	1.0	0	1	0.1
Jarred Haggins	13	1	0	9	-9	-9.0	0	0	-0.7
Team	8	9	0	16	-16	-1.8	0	0	-2.0
<b>Total</b>	<b>14</b>	<b>513</b>	<b>3209</b>	<b>327</b>	<b>2882</b>	<b>5.6</b>	<b>40</b>	<b>80</b>	<b>205.9</b>
<b>Opponents</b>	<b>14</b>	<b>469</b>	<b>1719</b>	<b>432</b>	<b>1287</b>	<b>2.7</b>	<b>10</b>	<b>37</b>	<b>91.9</b>

PASSING	G	Effic	Cmp-Att-Int	Pct	Yds	TD	Lng	Avg/G
EJ Manuel	14	156.0	263-387-10	68.0	3392	23	77	242.3
Clint Trickett	8	131.9	22-34-0	64.7	272	0	40	34.0
Jacob Coker	4	201.6	3-5-0	60.0	45	1	19	11.2
Team	8	0.0	0-2-0	0.0	0	0	0	0.0
<b>Total</b>	<b>14</b>	<b>153.9</b>	<b>288-428-10</b>	<b>67.3</b>	<b>3709</b>	<b>24</b>	<b>77</b>	<b>264.9</b>
<b>Opponents</b>	<b>14</b>	<b>95.4</b>	<b>221-453-11</b>	<b>48.8</b>	<b>2266</b>	<b>13</b>	<b>60</b>	<b>161.9</b>

RECEIVING	G	No.	Yds	Avg	TD	Long	Avg/G
Rashad Greene	14	57	741	13.0	6	71	52.9
Rodney Smith	14	38	524	13.8	3	61	37.4
Kenny Shaw	14	33	532	16.1	3	77	38.0
Kelvin Benjamin	14	30	495	16.5	4	64	35.4
Greg Dent	14	27	355	13.1	2	41	25.4
Nick O'Leary	13	21	252	12.0	3	28	19.4
Chris Thompson	8	21	248	11.8	0	32	31.0
James Wilder, Jr.	14	19	136	7.2	2	17	9.7
Lonnie Pryor	14	13	117	9.0	0	21	8.4
Devonta Freeman	13	10	86	8.6	0	28	6.6
Jarred Haggins	13	8	108	13.5	0	42	8.3
Christian Green	14	3	33	11.0	0	21	2.4
Willie Haulstead	12	3	31	10.3	0	15	2.6
Kevin Haplea	13	3	15	5.0	1	11	1.2
Christo Kourtzidis	8	1	13	13.0	0	13	1.6
Debrale Smiley	6	1	12	12.0	0	12	2.0
EJ Manuel	14	0	11	0.0	0	0	0.8
<b>Total</b>	<b>14</b>	<b>288</b>	<b>3709</b>	<b>12.9</b>	<b>24</b>	<b>77</b>	<b>264.9</b>
<b>Opponents</b>	<b>14</b>	<b>221</b>	<b>2266</b>	<b>10.3</b>	<b>13</b>	<b>60</b>	<b>161.9</b>

PUNT RETURNS	No.	Yds	Avg	TD	Long
Rashad Greene	20	307	15.4	2	60
Tyler Hunter	8	126	15.8	1	75
Kenny Shaw	8	99	12.4	0	26
Reggie Northrup	1	-4	-4.0	0	-4
<b>Total</b>	<b>37</b>	<b>528</b>	<b>14.3</b>	<b>3</b>	<b>75</b>
<b>Opponents</b>	<b>8</b>	<b>87</b>	<b>10.9</b>	<b>0</b>	<b>50</b>

KICK RETURNS	No.	Yds	Avg	TD	Long
Lamarcus Joyner	18	424	23.6	0	90
Karlos Williams	13	340	26.2	0	6
<b>Total</b>	<b>31</b>	<b>764</b>	<b>24.6</b>	<b>0</b>	<b>90</b>
<b>Opponents</b>	<b>59</b>	<b>997</b>	<b>16.9</b>	<b>0</b>	<b>34</b>

FUMBLE RETURNS	No.	Yds	Avg	TD	Long
Christian Jones	2	19	9.5	1	12
Bioern Werner	1	9	9.0	0	9
<b>Total</b>	<b>3</b>	<b>28</b>	<b>9.3</b>	<b>1</b>	<b>12</b>
<b>Opponents</b>	<b>4</b>	<b>39</b>	<b>9.8</b>	<b>0</b>	<b>22</b>

INTERCEPTIONS	No.	Yds	Avg	TD	Long
Tyler Hunter	3	37	12.3	0	37
Xavier Rhodes	3	14	4.7	0	14
Terrence Brooks	2	28	14.0	0	20
Lamarcus Joyner	1	33	33.0	0	33
Karlos Williams	1	41	41.0	0	41
Nick Waisome	1	19	19.0	0	19
<b>Total</b>	<b>11</b>	<b>172</b>	<b>15.6</b>	<b>0</b>	<b>41</b>
<b>Opponents</b>	<b>10</b>	<b>69</b>	<b>6.9</b>	<b>0</b>	<b>19</b>

SCORING	TD	FGs	PATs					DXP	Saf	Pts
			Kick	Rush	Rcv	Pass				
Dustin Hopkins	0	25-30	65-66	0-0	0	0-0	0	0	140	
James Wilder, Jr.	13	0-0	0-0	0-0	0	0-0	0	0	78	
Rashad Greene	9	0-0	0-0	0-0	0	0-0	0	0	54	
Devonta Freeman	8	0-0	0-0	0-0	0	0-0	0	0	48	
Lonnie Pryor	8	0-0	0-0	0-0	0	0-0	0	0	48	
Chris Thompson	5	0-0	0-0	0-0	0	0-0	0	0	30	
Kelvin Benjamin	4	0-0	0-0	0-0	0	0-0	0	0	24	
EJ Manuel	4	0-0	0-0	0-0	0	1-1	0	0	24	
Nick O'Leary	3	0-0	0-0	0-0	1	0-0	0	0	20	
Debrale Smiley	3	0-0	0-0	0-0	0	0-0	0	0	18	
Rodney Smith	3	0-0	0-0	0-0	0	0-0	0	0	18	
Kenny Shaw	3	0-0	0-0	0-0	0	0-0	0	0	18	
Greg Dent	2	0-0	0-0	0-0	0	0-0	0	0	12	
Christian Jones	1	0-0	0-0	0-0	0	0-0	0	0	6	
Kevin Haplea	1	0-0	0-0	0-0	0	0-0	0	0	6	
Tyler Hunter	1	0-0	0-0	0-0	0	0-0	0	0	6	

TOTAL OFFENSE	G	Plays	Rush	Pass	Total	Avg/G
EJ Manuel	14	490	310	3392	3702	264.4
Chris Thompson	8	91	687	0	687	85.9
Devonta Freeman	13	111	660	0	660	50.8
James Wilder, Jr.	14	110	635	0	635	45.4
Lonnie Pryor	14	47	376	0	376	26.9
Clint Trickett	8	35	3	272	275	34.4
Debrale Smiley	6	29	152	0	152	25.3
Jacob Coker	4	5	0	45	45	11.2
Kelvin Benjamin	14	2	33	0	33	2.4
Rashad Greene	14	4	30	0	30	2.1
Chad Abram	13	4	20	0	20	1.5
Greg Dent	14	1	1	0	1	0.1
Jarred Haggins	13	1	-9	0	-9	-0.7
Team	8	11	-16	0	-16	-2.0
<b>Total</b>	<b>14</b>	<b>941</b>	<b>2882</b>	<b>3709</b>	<b>6591</b>	<b>470.8</b>
<b>Opponents</b>	<b>14</b>	<b>922</b>	<b>1287</b>	<b>2266</b>	<b>3553</b>	<b>253.8</b>

FIELD GOALS	FGM-FGA	Pct	01-19	20-29	30-39	40-49	50-99	Lg	Blk
Dustin Hopkins	25-30	83.3	1-1	8-8	5-6	6-9	5-6	56	0

FG SEQUENCE	Florida State	OPPONENTS
Murray State	(23),(30)	35,(28)
Savannah State	-	-
Wake Forest	(19)	-
Clemson	44,37	(50)
USF	(26),48,(43),(23)	(32)
NC State	(49),(20),(36)	(27)
Boston College	(51),(26),(38)	-
Miami	(33),(46),44,(35),(48)	(19),(27)
Duke	(26),(56)	24
Virginia Tech	(52),(45)	(35),43,(21)
Maryland	(26),(40)	-
Florida	(50),(53)	(39),(45),(32)
Georgia Tech	-	(27),(47),(36)
Northern Illinois	50,(25)	(25)

Numbers in parentheses indicate field goal was made.

PUNTING	No.	Yds	Avg	Long	TB	FC	I20	50+	Blkd
Cason Beatty	47	1798	38.3	54	2	23	23	3	1
Team	2	10	5.0	10	0	0	0	0	1
<b>Total</b>	<b>49</b>	<b>1808</b>	<b>36.9</b>	<b>54</b>	<b>2</b>	<b>23</b>	<b>23</b>	<b>3</b>	<b>2</b>
<b>Opponents</b>	<b>105</b>	<b>4350</b>	<b>41.4</b>	<b>58</b>	<b>3</b>	<b>33</b>	<b>26</b>	<b>19</b>	<b>0</b>

KICKOFFS	No.	Yds	Avg	TB	OB	Retn	Net	YdLn
Dustin Hopkins	105	6586	62.7	43	2	16.9	43.0	22
<b>Total</b>	<b>105</b>	<b>6586</b>	<b>62.7</b>	<b>43</b>	<b>2</b>	<b>16.9</b>	<b>43.0</b>	<b>22</b>
<b>Opponents</b>	<b>48</b>	<b>2835</b>	<b>59.1</b>	<b>14</b>	<b>3</b>	<b>24.6</b>	<b>35.9</b>	<b>29</b>

ALL PURPOSE	G	Rush	Rec	PR	KOR	IR	Tot	Avg/G
Rashad Greene	14	30	741	307	0	0	1078	77.0
Chris Thompson	8	687	248	0	0	0	935	116.9
James Wilder, Jr.	14	635	136	0	0	0	771	55.1
Devonta Freeman	13	660	86	0	0	0	746	57.4
Kenny Shaw	14	0	532	99	0	0	631	45.1
Kelvin Benjamin	14	33	495	0	0	0	528	37.7
Rodney Smith	14	0	524	0	0	0	524	37.4
Lonnie Pryor	14	376	117	0	0	0	493	35.2
Lamarcus Joyner	14	0	0	0	424	33	457	32.6
Karlos Williams	14	0	0	0	340	41	381	27.2
Greg Dent	14	1	355	0	0	0	356	25.4
EJ Manuel	14	310	11	0	0	0	321	22.9
Nick O'Leary	13	0	252	0	0	0	252	19.4
Debrale Smiley	6	152	12	0	0	0	164	27.3
Tyler Hunter	14	0	0	126	0	37	163	11.6
Jarred Haggins	13	-9	108	0	0	0	99	7.6
Christian Green	14	0	33	0	0	0	33	2.4
Willie Haulstead	12	0	31	0	0	0	31	2.6
Terrence Brooks	14	0	0	0	0	28	28	2.0
Chad Abram	13	20	0	0	0	0	20	1.5
Nick Waisome	14	0	0	0	0	19	1	

2012 Overall Defensive Statistics

	GP-GS	Tackles			TFL/Yds	Sacks No-Yards	Pass Def				Fumbles		Blkd Kick	Saf
		Solo	Ast	Total			Int-Yds	BU	PD	QBH	Rcv-Yds	FF		
7 Christian Jones	14	48	47	95	7.0-19	-	-	3	3	1	-	2-19	-	-
91 Cornelius Carradine	12	47	33	80	13.0-78	11.0-73	-	-	-	9	-	1-0	1	-
22 Telvin Smith	14	37	27	64	9.5-53	1.0-12	-	3	3	2	-	-	1	-
11 Vince Williams	14	38	21	59	6.5-12	1.0-3	-	2	2	5	-	1-0	-	-
31 Terrence Brooks	14	38	14	52	1.0-2	-	2-28	4	6	-	-	-	1	-
20 Lamarcus Joyner	14	27	24	51	1.5-7	-	1-33	5	6	-	-	-	-	-
8J Timmy Jernigan	13	22	24	46	8.0-30	1.5-12	-	-	-	1	-	-	-	-
95 Bjoern Werner	14	30	12	42	18.0-134	13.0-117	-	8	8	5	-	1-9	1	-
27 Xavier Rhodes	14	27	12	39	2.0-8	-	3-14	7	10	-	-	1-0	1	-
97 Demonte McAllister	13	12	21	33	5.0-31	3.5-27	-	-	-	1	-	-	1	-
9W Karlos Williams	14	25	7	32	1.0-5	-	1-41	2	3	-	-	-	-	-
1H Tyler Hunter	14	19	7	26	-	-	3-37	2	5	1	-	-	-	-
93 Everett Dawkins	14	14	12	26	1.5-6	0.5-4	-	1	1	2	-	-	-	-
92 Anthony McCloud	13	16	8	24	1.0-5	1.0-5	-	-	-	-	-	-	-	-
13 Ronald Darby	14	18	4	22	-	-	-	8	8	1	-	-	1	-
6 Nick Waisome	14	14	7	21	-	-	1-19	7	8	-	-	-	-	-
10 Nick Moody	14	7	13	20	1.5-12	1.0-11	-	-	-	3	-	-	-	-
1E Mario Edwards, Jr.	11	8	9	17	2.5-16	1.5-13	-	1	1	-	-	-	-	-
26 P.J. Williams	14	9	5	14	1.0-10	-	-	1	1	-	-	-	-	-
51 Giorgio Newberry	13	4	9	13	-	-	-	2	2	1	-	1-0	1	-
96 Toshmon Slevens	14	10	3	13	-	-	-	-	-	-	-	2-0	-	-
99 Nile Lawrence-Stample	8	4	6	10	1.0-2	-	-	-	-	-	-	-	-	-
1N Reggie Northrup	13	5	5	10	1.0-1	-	-	-	-	-	-	-	-	-
37 Keelin Smith	13	6	3	9	0.5-1	-	-	1	1	-	-	-	-	-
2S Terrance Smith	13	8	1	9	1.5-5	-	-	-	-	-	-	-	-	-
8G Eddie Goldman	10	4	4	8	1.0-4	-	-	-	-	-	-	-	-	-
23 Gerald Demps	12	4	3	7	-	-	-	-	-	-	-	-	-	-
32 James Wilder, Jr.	14	6	-	6	-	-	-	-	-	-	-	-	-	-
41 Chad Abram	13	3	2	5	-	-	-	-	-	-	-	-	1	-
4J Brandon Jenkins	1	2	1	3	1.0-1	1.0-1	-	1	1	-	-	-	-	-
82 Willie Haulstead	12	2	1	3	-	-	-	-	-	-	-	-	-	-
18 Dustin Hopkins	14	2	-	2	-	-	-	-	-	-	-	-	-	-
98 Shayne Broxsie	9	1	1	2	-	-	-	-	-	-	-	-	-	-
36 Jermaine Washington	1	1	1	2	-	-	-	-	-	-	-	-	-	-
54 Tre' Jackson	14	1	-	1	-	-	-	-	-	-	-	-	-	-
TM TEAM	8	1	-	1	-	-	-	-	-	-	-	-	-	-
28 Nigel Terrell	4	-	1	1	-	-	-	-	-	-	-	-	-	-
52 Bryan Stork	13	1	-	1	-	-	-	-	-	-	-	-	-	-
43 Anthony Porterfield	3	-	1	1	-	-	-	-	-	-	-	-	-	-
2C Chris Casher	2	1	-	1	-	-	-	-	-	-	-	-	-	-
84 Rodney Smith	14	1	-	1	-	-	-	-	-	-	-	-	-	-
21 Debrale Smiley	6	-	1	1	-	-	-	-	-	-	-	-	-	-
3 EJ Manuel	14	1	-	1	-	-	-	-	-	-	-	-	-	-
4 Chris Thompson	8	1	-	1	-	-	-	-	-	-	-	-	-	-
15 Greg Dent	14	1	-	1	-	-	-	1	1	-	-	-	-	-
3B Justin Bright	3	-	-	-	-	-	-	-	-	-	-	1-0	-	-
<b>Total</b>	<b>14</b>	<b>526</b>	<b>350</b>	<b>876</b>	<b>86-442</b>	<b>36-278</b>	<b>11-172</b>	<b>59</b>	<b>70</b>	<b>32</b>	<b>10-28</b>	<b>9</b>	<b>2</b>	<b>1</b>
<b>Opponents</b>	<b>14</b>	<b>568</b>	<b>328</b>	<b>896</b>	<b>71-296</b>	<b>26-183</b>	<b>10-69</b>	<b>34</b>	<b>44</b>	<b>9</b>	<b>17-39</b>	<b>15</b>	<b>2</b>	<b>1</b>

2012 Passing Game-by-Game

#	Comp	Att	Int	Pct	Yards	TD	Long	Sack	Effic	
#3 EJ Manuel	22	16	1	72.7	188	1	28	0	150.4	
Murray State	13	11	0	84.6	161	3	61	0	264.8	
Savannah State	24	15	0	62.5	176	2	21	3	151.6	
Wake Forest	35	27	0	77.1	380	2	64	1	187.2	
Clemson	26	19	0	73.1	242	1	47	2	164.0	
USF	29	17	1	58.6	218	1	27	4	126.2	
NC State	34	27	2	79.4	439	4	77	1	214.9	
Boston College	31	21	0	67.7	229	0	39	2	129.8	
Miami	16	8	0	50.0	282	2	71	0	239.3	
Duke	42	25	1	59.5	326	3	41	5	143.5	
Virginia Tech	23	17	1	73.9	144	2	30	3	146.5	
Maryland	33	18	3	54.5	182	1	27	2	92.7	
Florida	21	16	1	76.2	134	0	21	3	120.3	
Georgia Tech	38	26	0	68.4	291	1	28	0	141.4	
Northern Illinois	<b>TOTALS</b>	<b>387</b>	<b>263</b>	<b>10</b>	<b>68.0</b>	<b>3392</b>	<b>23</b>	<b>77</b>	<b>26</b>	<b>156.0</b>
#9 Clint Trickett	11	8	0	72.7	117	0	40	0	162.1	
Murray State	6	5	0	83.3	66	0	18	0	175.7	
Savannah State	3	3	0	100.0	41	0	18	0	214.8	
Wake Forest	4	2	0	50.0	9	0	9	0	68.9	
Boston College	5	1	0	20.0	17	0	17	0	48.6	
Duke	3	2	0	66.7	16	0	8	0	111.5	
Maryland	2	1	0	50.0	6	0	6	0	75.2	
Florida	<b>TOTALS</b>	<b>34</b>	<b>22</b>	<b>0</b>	<b>64.7</b>	<b>272</b>	<b>0</b>	<b>40</b>	<b>0</b>	<b>131.9</b>
#14 Jacob Coker	2	1	0	50.0	16	0	16	0	117.2	
Murray State	2	1	0	50.0	19	0	19	0	294.8	
Savannah State	1	1	0	100.0	10	0	10	0	184.0	
Wake Forest	<b>TOTALS</b>	<b>5</b>	<b>3</b>	<b>0</b>	<b>60.0</b>	<b>45</b>	<b>1</b>	<b>19</b>	<b>0</b>	<b>201.6</b>
TM TEAM	0	1	0	0.0	0	0	0	0	0.0	
NC State	0	1	0	0.0	0	0	0	0	0.0	
Florida	<b>TOTALS</b>	<b>0</b>	<b>2</b>	<b>0</b>	<b>0.0</b>	<b>0</b>	<b>0</b>	<b>0</b>	<b>0.0</b>	



2012 Rushing/Receiving Game-by-Game

	No-Yds/TD	MUR	SSU	WF	CU	USF	ST	BC	UM	DU	VT	MD	UF	GT	NIU
<b>RUSHING</b>															
THOMPSON, C., RB	91-687/5	6-32/0	3-25/1	9-197/2	15-103/2	16-74/0	25-141/0	10-68/0	7-47/0	DNP	DNP	DNP	DNP	DNP	DNP
FREEMAN, D., RB	111-660/8	10-64/0	7-69/1	6-14/0	-	-	DNP	8-70/0	10-70/2	12-104/2	7-5/0	16-148/2	8-37/0	13-59/1	14-30/0
WILDER, J., RB	110-635/11	12-106/2	4-20/2	16-94/0	9-65/2	5-8/0	1-0/0	6-27/0	8-49/1	13-70/1	4-10/0	8-52/1	3-13/0	10-69/2	11-52/0
PRYOR, L., FB	47-376/8	5-28/3	1-9/0	2-2/0	3-20/1	7-65/0	1-1/0	3-10/2	2-30/0	6-32/0	5-22/0	4-13/0	2-8/0	1-4/0	5-134/2
MANUEL, EJ, QB	103-310/4	5-38/0	-	8-48/1	11-102/0	10-9/0	8-16/0	4-5/0	11-34/0	5-4/0	8-40/0	5-3/0	12-54/2	10-49/0	6-26/1
SMILEY, D., FB	29-152/3	3-14/2	7-28/0	4-30/1	DNP	DNP	DNP	2-21/0	DNP	9-42/0	DNP	4-17/0	DNP	DNP	DNP
BENJAMIN, K., WR	2-33/0	-	1-16/0	-	-	1-17/0	-	-	-	-	-	-	-	-	-
GREENE, R., WR	4-30/1	-	-	-	-	1-10/1	1-1/0	-	-	1-1/0	-	-	-	1-18/0	-
ABRAM, C., FB	4-20/0	-	DNP	-	-	-	-	-	-	1-8/0	-	3-12/0	-	-	-
TRICKETT, C., QB	1-3/0	1-3/0	-	-	DNP	DNP	DNP	-	DNP	-	DNP	-	-	DNP	-
DENT, G., WR	1-1/0	-	-	-	-	-	-	-	-	-	-	-	-	-	1-1/0
HAGGINS, J., WR	1-9/0	-	-	-	DNP	-	-	-	1-9/0	-	-	-	-	-	-
TEAM	9-16/0	DNP	DNP	DNP	2-3/0	1-1/0	-	DNP	2-3/0	DNP	1-2/0	1-2/0	-	2-5/0	DNP
<b>RECEIVING</b>															
GREENE, R., WR	44-2/0	4-42/0	1-7/0	2-30/0	4-36/1	2-71/0	6-60/0	1-8/0	7-49/0	1-71/1	6-125/2	4-50/1	5-65/0	9-82/0	5-45/1
SHAW, K., WR	33-532/3	4-82/1	3-30/0	3-32/1	2-17/0	1-47/0	1-17/0	2-125/1	2-28/0	-	2-24/0	2-11/0	5-58/0	-	6-61/0
SMITH, R., WR	38-524/3	2-4/0	3-77/1	1-20/1	2-48/1	3-19/0	2-36/0	9-108/0	1-11/0	3-112/0	5-23/0	1-6/0	2-7/0	1-12/0	3-41/0
BENJAMIN, K., WR	30-495/4	3-50/0	3-46/2	4-44/0	2-71/0	-	2-48/0	5-68/1	1-39/0	3-77/1	2-29/0	3-7/0	-	1-3/0	1-13/0
DENT, G., WR	27-355/2	2-32/0	2-19/1	-	5-72/0	2-20/0	2-17/0	3-33/0	2-20/0	1-22/0	4-73/1	-	1-5/0	-	3-42/0
O'LEARY, N., TE	21-252/3	2-33/0	DNP	1-11/0	3-48/0	4-40/0	1-4/1	-	1-8/0	-	1-16/0	3-46/1	1-6/1	2-11/0	2-29/0
THOMPSON, C., RB	21-248/0	-	1-19/0	2-23/0	8-79/0	2-24/0	2-29/0	4-27/0	2-47/0	DNP	DNP	DNP	DNP	DNP	DNP
WILDER, J., RB	19-136/2	1-6/0	-	1-9/0	1-9/0	2-3/0	-	3-26/2	3-14/0	1-17/0	3-21/0	-	4-31/0	-	-
PRYOR, L., FB	13-117/0	-	-	2-30/0	-	1-6/0	-	1-0/0	2-13/0	-	-	2-26/0	-	2-25/0	3-17/0
HAGGINS, J., WR	8-108/0	3-34/0	1-13/0	1-11/0	DNP	-	1-7/0	1-42/0	-	-	-	-	-	1-1/0	-
FREEMAN, D., RB	10-86/0	-	1-7/0	1-7/0	-	-	DNP	-	-	-	2-15/0	2-2/0	1-16/0	-	3-43/0
GREEN, C., WR	3-33/0	2-23/0	-	1-10/0	-	-	-	-	-	-	-	-	-	-	-
HAULSTEAD, W., WR	3-31/0	-	1-15/0	-	-	-	DNP	DNP	-	-	-	2-16/0	-	-	-
HAPLEA, K., TE	3-15/1	1-3/0	-	-	-	2-12/1	-	-	-	-	-	-	-	-	DNP
KOURTZIDIS, C., TE	1-13/0	-	1-13/0	-	DNP	DNP	DNP	-	DNP	-	DNP	-	DNP	-	-
SMILEY, D., FB	1-12/0	1-12/0	-	-	DNP	DNP	DNP	-	DNP	-	DNP	-	DNP	DNP	DNP

2012 All-Purpose Yards Game-by-Game

NAME	TOTAL	MUR	SSU	WF	CU	USF	ST	BC	UM	DU	VT	MD	UF	GT	NIU
GREENE, R.	1078	105	71	119	62	81	67	62	48	72	125	56	65	100	45
THOMPSON, C.	935	32	44	220	182	98	170	95	94	DNP	DNP	DNP	DNP	DNP	DNP
WILDER, J.	771	112	20	103	74	11	-	53	63	87	31	52	44	69	52
FREEMAN, D.	746	64	76	21	-	-	DNP	70	70	104	10	146	53	59	73
SHAW, K.	631	82	30	32	17	47	17	125	28	-	24	21	124	23	61
BENJAMIN, K.	528	50	62	44	71	17	48	68	39	77	29	7	-	3	13
SMITH, R.	524	4	77	20	48	19	36	108	11	112	23	6	7	12	41
PRYOR, L.	493	28	9	32	20	71	-1	10	43	32	22	39	8	29	151
JOYNER, L.	457	-	-	-	185	-	-	27	51	-	99	4	43	48	-
WILLIAMS, K.	381	52	-	-	-	96	28	-	26	-	19	50	69	41	-
DENT, G.	356	32	19	-	72	20	17	33	20	22	73	-	5	-	43
MANUEL, EJ	321	38	-	48	102	9	-16	16	34	4	-40	-3	54	49	26
O'LEARY, N.	252	33	DNP	11	48	40	4	-	8	-	16	46	6	11	29
SMILEY, D.	164	26	28	30	DNP	DNP	DNP	21	DNP	42	DNP	17	DNP	DNP	DNP
HUNTER, T.	163	4	-	-	-	-	-	-	37	122	-	-	-	-	-
HAGGINS, J.	99	34	13	11	DNP	-	7	42	-9	-	-	-	-	1	-
GREEN, C.	33	23	-	10	-	-	-	-	-	-	-	-	-	-	-
HAULSTEAD, W.	31	-	15	-	-	-	DNP	DNP	-	-	-	16	-	-	-
BROOKS, T.	28	-	-	-	-	-	8	-	-	-	-	-	-	-	20
ABRAM, C.	20	-	DNP	-	-	-	-	-	-	8	-	12	-	-	-
WAISSOME, N.	19	-	-	-	19	-	-	-	-	-	-	-	-	-	-
HAPLEA, K.	15	3	-	-	-	12	-	-	-	-	-	-	-	-	DNP
RHODES, X.	14	-	-	-	-	-	-	-	-	-	-	-	-	14	-
KOURTZIDIS, C.	13	-	13	-	DNP	DNP	DNP	-	DNP	-	DNP	-	DNP	-	-
TRICKETT, C.	3	3	-	-	DNP	DNP	DNP	-	DNP	-	DNP	-	-	DNP	-
NORTHROP, R.	-4	-	-	-	DNP	-	-4	-	-	-	-	-	-	-	-
TEAM	-16	-	-	-	-3	-1	-	-	-3	-	-2	-2	-	-5	-



2013 PREVIEW  
 2013 SEMINOLES  
 COACHING STAFF  
 2012 SEASON IN REVIEW  
 THIS IS FSU  
 HONORS  
 SEMINOLES IN THE PROS  
 RECORDS  
 ADMINISTRATION

2012 Total Tackles Game-by-Game

NAME	UA-A	TOTAL	MUR	SSU	WF	CU	USF	ST	BC	UM	DU	VT	MD	UF	GT	NIU
JONES, C., LB	48-47	95	1-0	2-0	4-2	5-2	0-1	6-8	4-4	3-2	8-3	5-4	2-1	5-4	2-7	1-9
CARRADINE, C., DE	47-33	80	5-4	-	2-1	5-2	6-3	3-5	2-3	5-2	3-2	6-5	3-2	7-4	DNP	DNP
SMITH, TEL., LB	37-27	64	1-1	0-2	2-0	2-1	3-1	5-5	2-0	7-1	4-0	1-6	2-1	1-1	4-7	3-1
WILLIAMS, V., LB	38-21	59	3-4	-	2-0	3-0	4-0	2-0	3-2	1-1	3-2	4-1	2-3	3-0	3-3	5-5
BROOKS, T., DB	38-14	52	2-2	-	1-0	11-1	2-0	2-2	4-1	2-1	2-1	1-1	1-1	4-4	2-0	4-0
JOYNER, L., DB	27-24	51	5-0	-	2-2	2-1	3-0	1-6	1-0	2-1	0-3	2-4	2-2	2-0	1-3	4-2
JERNIGAN, T., DT	22-24	46	2-0	-	3-3	1-1	2-0	1-3	1-2	DNP	1-1	0-3	2-4	2-2	6-3	1-2
WERNER, B., DE	30-12	42	5-0	1-1	3-1	3-1	2-0	2-1	0-1	2-1	2-1	2-0	2-2	4-2	0-1	2-0
RHODES, X., DB	27-12	39	4-1	-	2-1	3-0	3-0	4-3	1-0	2-0	1-0	2-2	-	3-2	0-1	2-2
MCCALLISTER, D., DT	12-21	33	1-1	DNP	1-2	2-3	1-0	0-2	0-1	1-1	0-1	1-3	1-0	2-3	1-4	1-0
WILLIAMS, K., DB	25-7	32	1-0	2-1	1-0	-	-	0-1	3-1	3-0	2-0	1-0	2-0	1-1	8-3	1-0
DAWKINS, E., DT	14-12	26	-	1-1	3-0	1-1	1-2	1-2	1-1	0-1	1-1	0-2	2-0	1-1	2-0	-
HUNTER, T., DB	19-7	26	4-0	0-1	-	2-0	2-0	3-1	0-1	-	1-1	2-2	-	2-0	1-0	2-1
MCCLOUD, A., DT	16-8	24	DNP	0-1	3-0	1-2	3-0	3-0	-	-	1-2	3-1	-	2-2	-	-
DARBY, R., DB	18-4	22	-	-	1-0	3-0	1-0	1-0	2-0	3-0	3-1	0-2	0-1	-	-	4-0
WAISOME, N., DB	14-7	21	1-0	1-0	1-0	-	3-2	1-0	1-0	1-1	-	2-1	1-1	1-1	1-1	-
MOODY, N., LB	7-13	20	0-1	-	1-0	-	0-2	0-2	0-1	0-1	-	2-2	1-1	1-2	-	2-1
EDWARDS, M., DE	8-9	17	DNP	0-1	0-1	DNP	-	DNP	-	1-1	-	-	2-1	-	3-4	2-1
WILLIAMS, P.J., DB	9-5	14	0-1	1-1	-	1-0	-	1-1	4-0	-	1-0	0-1	0-1	-	1-0	-
STEVENS, T., DE	10-3	13	3-0	-	0-1	2-0	-	-	1-0	1-0	0-2	1-0	1-0	-	-	1-0
NEWBERRY, G., DE	4-9	13	1-1	0-2	1-0	1-1	0-1	0-1	-	1-0	-	DNP	0-2	0-1	-	-
NORTHROP, R., LB	5-5	10	1-0	0-1	-	DNP	-	-	4-2	-	0-1	-	0-1	-	-	-
LAWRENCE-STAMPLE, N., DT	4-6	10	-	1-1	0-2	DNP	DNP	DNP	2-2	-	1-0	-	0-1	DNP	DNP	DNP
SMITH, TERR., LB	8-1	9	-	-	3-0	-	DNP	1-0	2-0	-	1-0	-	1-1	-	-	-
SMITH, K., DB	6-3	9	3-0	1-1	0-1	-	1-0	-	-	-	0-1	-	1-0	DNP	-	-
GOLDMAN, E., DT	4-4	8	0-1	-	2-1	DNP	DNP	DNP	1-1	-	1-0	-	-	DNP	0-1	-
DEMPS, G., DB	4-3	7	2-0	0-2	-	-	-	-	-	-	2-1	-	-	-	DNP	DNP
WILDER, J., RB	6-0	6	-	-	1-0	-	1-0	-	2-0	-	-	-	1-0	1-0	-	-
ABRAM, C., FB	3-2	5	-	DNP	1-0	-	-	0-1	-	-	-	0-1	1-0	1-0	-	-
JENKINS, B., DE	2-1	3	2-1	DNP	DNP	DNP	DNP	DNP	DNP	DNP	DNP	DNP	DNP	DNP	DNP	DNP
HAULSTEAD, W., WR	2-1	3	-	-	-	-	-	DNP	DNP	-	-	1-1	-	-	-	1-0
BROXSIE, S., DE	1-1	2	1-1	-	DNP	DNP	DNP	DNP	DNP	-	-	-	-	-	-	-
WASHINGTON, J., WR	1-1	2	DNP	1-1	DNP	DNP	DNP	DNP	DNP	DNP	DNP	DNP	DNP	DNP	DNP	DNP
HOPKINS, D., K	2-0	2	-	-	-	-	1-0	-	-	-	-	-	1-0	-	-	-
PORTERFIELD, A., TE	0-1	1	-	0-1	-	DNP	DNP	DNP	DNP	DNP	DNP	DNP	DNP	DNP	DNP	DNP
STORK, B., OL	1-0	1	-	DNP	-	-	-	-	1-0	-	-	-	-	-	-	-
JACKSON, T., OL	1-0	1	-	-	-	-	-	-	-	-	-	-	-	-	-	1-0
THOMPSON, C., RB	1-0	1	-	-	-	-	-	-	-	1-0	DNP	DNP	DNP	DNP	DNP	DNP
TERRELL, N., LB	0-1	1	0-1	-	-	DNP	DNP	DNP	-	DNP	DNP	DNP	DNP	DNP	DNP	DNP
MANUEL, E.J., OB	1-0	1	-	-	-	-	-	1-0	-	-	-	-	-	-	-	-
SMILEY, D., FB	0-1	1	-	-	-	DNP	DNP	DNP	0-1	DNP	-	DNP	-	DNP	DNP	DNP
SMITH, R., WR	1-0	1	-	-	-	-	-	-	-	-	-	-	-	1-0	-	-
DENT, G., WR	1-0	1	-	-	-	-	1-0	-	-	-	-	-	-	-	-	-
CASHER, C., DE	1-0	1	DNP	-	1-0	DNP	DNP	DNP	DNP	DNP	DNP	DNP	DNP	DNP	DNP	DNP
Team	1-0	1	-	-	-	-	-	-	-	-	-	-	-	1-0	-	-

2012 Sacks Game-by-Game

NAME	UA-A	TOTAL	MUR	SSU	WF	CU	USF	ST	BC	UM	DU	VT	MD	UF	GT	NIU
WERNER, B., DE	11-4	13.0	4.0-28	1.0-15	1.5-14	-	-	-	-	1.5-12	-	-	1.5-12	3.5-36	-	-
CARRADINE, C., DE	9-4	11.0	1.0-3	-	2.5-12	2.0-12	1.5-14	-	-	1.0-6	-	1.0-4	1.5-15	0.5-7	DNP	DNP
MCCALLISTER, D., DT	3-1	3.5	-	DNP	-	-	-	-	0.5-4	-	-	1.0-12	1.0-9	-	-	1.0-2
JERNIGAN, T., DT	1-1	1.5	-	-	-	-	-	-	0.5-4	DNP	-	-	-	-	1.0-8	-
EDWARDS, M., DE	1-1	1.5	DNP	-	-	DNP	-	DNP	-	0.5-3	-	-	1.0-10	-	-	-
MOODY, N., LB	1-0	1.0	-	-	-	-	-	-	-	-	-	-	-	-	-	1.0-11
WILLIAMS, V., LB	1-0	1.0	-	-	-	-	-	-	-	-	-	-	-	-	-	1.0-3
SMITH, TEL., LB	1-0	1.0	-	-	-	-	-	-	-	1.0-12	-	-	-	-	-	-
MCCLOUD, A., DT	1-0	1.0	DNP	-	-	-	-	1.0-5	-	-	-	-	-	-	-	-
JENKINS, B., DE	1-0	1.0	1.0-1	DNP	DNP	DNP	DNP	DNP	DNP	DNP	DNP	DNP	DNP	DNP	DNP	DNP
DAWKINS, E., DT	0-1	0.5	-	-	-	-	0.5-4	-	-	-	-	-	-	-	-	-

2012 Tackles For Loss Game-by-Game

NAME	UA-A	TOTAL	MUR	SSU	WF	CU	USF	ST	BC	UM	DU	VT	MD	UF	GT	NIU
WERNER, B., DE	15-6	18.0	5.0-30	1.5-17	2.5-16	-	-	1.0-6	-	1.5-12	1.0-3	-	2.0-14	3.5-36	-	-
CARRADINE, C., DE	11-4	13.0	2.0-4	-	2.5-12	2.0-12	1.5-14	-	-	1.0-6	-	1.0-4	1.5-15	1.5-11	DNP	DNP
SMITH, TEL., LB	9-1	9.5	-	0.5-1	-	1.0-5	1.0-7	2.0-6	1.0-9	2.0-15	-	1.0-4	1.0-6	-	-	-
JERNIGAN, T., DT	6-4	8.0	1.0-1	-	-	1.0-1	1.0-3	1.0-4	1.5-10	DNP	-	0.5-1	0.5-1	-	1.5-9	-
JONES, C., LB	6-2	7.0	1.0-2	2.0-7	-	-	-	-	-	-	3.0-7	-	-	-	1.0-3	-
WILLIAMS, V., LB	5-3	6.5	0.5-1	-	1.0-1	-	-	-	-	-	-	1.0-2	1.0-1	-	2.0-4	1.0-3
MCCALLISTER, D., DT	4-2	5.0	-	DNP	-	-	-	-	0.5-4	-	-	1.5-12	1.0-9	-	1.0-4	1.0-2
EDWARDS, M., DE	2-1	2.5	DNP	-	-	DNP	-	DNP	-	0.5-3	-	-	1.0-10	-	1.0-3	-
RHODES, X., DB	2-0	2.0	-	-	-	-	-	-	-	1.0-1	-	-	-	-	-	1.0-7
DAWKINS, E., DT	1-1	1.5	-	-	1.0-2	-	0.5-4	-	-	-	-	-	-	-	-	-
JOYNER, L., DB	1-1	1.5	-	-	-	-	-	-	-	-	-	-	-	-	0.5-1	1.0-6
MOODY, N., LB	1-1	1.5	0.5-1	-	-	-	-	-	-	-	-	-	-	-	-	1.0-11
SMITH, TERR., LB	1-1	1.5	-	-	1.0-3	-	DNP	-	-	-	-	-	0.5-2	-	-	-
LAWRENCE-STAMPLE, N., DT	0-2	1.0	-	-	0.5-1	DNP	DNP	DNP	-	-	-	-	0.5-1	DNP	DNP	DNP
JENKINS, B., DE	1-0	1.0	1.0-1	DNP	DNP	DNP	DNP	DNP	DNP	DNP	DNP	DNP	DNP	DNP	DNP	DNP
GOLDMAN, E., DT	1-0	1.0	-	-	1.0-4	DNP	DNP	DNP	-	-	-	-	-	DNP	-	-
NORTHROP, R., LB	1-0	1.0	-	-	-	DNP	-	-	1.0-1	-	-	-	-	-	-	-
WILLIAMS, P.J., DB	1-0	1.0	-	-	-	-	-	-	1.0-10	-	-	-	-	-	-	-
MCCLOUD, A., DT	1-0	1.0	DNP	-	-	-	-	1.0-5	-	-	-	-	-	-	-	-
BROOKS, T.	1-0	1.0	-	-	1.0-2	-	-	-	-	-	-	-	-	-	-	-
WILLIAMS, K.	1-0	1.0	-	-	-	-	-	-	-	1.0-5	-	-	-	-	-	-
SMITH, K.	0-1	0.5	-	-	0.5-1	-	-	-	-	-	-	-	-	DNP	-	-



2012 Interception Returns Game-by-Game

NAME	NO-YDS	MUR	SSU	WF	CU	USF	ST	BC	UM	DU	VT	MD	UF	GT	NIU
HUNTER, T., DB	3-37	-	-	-	-	-	-	-	1-37	-	2-0	-	-	-	-
RHODES, X., DB	3-14	1-0	-	-	-	1-0	-	-	-	-	-	-	-	1-14	-
BROOKS, T., DB	2-28	-	-	-	-	-	1-8	-	-	-	-	-	-	-	1-20
JOYNER, L., DB	1-33	-	-	-	-	-	-	1-33	-	-	-	-	-	-	-
WAISOME, N., DB	1-19	-	-	-	1-19	-	-	-	-	-	-	-	-	-	-
WILLIAMS, K., DB	1-41	-	-	-	-	-	-	-	-	-	-	-	-	1-41	-

2012 Fumbles Game-by-Game

NAME	NO-LOST	MUR	SSU	WF	CU	USF	ST	BC	UM	DU	VT	MD	UF	GT	NIU
GREENE, R., WR/PR	5-2	1-1	-	-	1-1	-	-	-	2-0	-	-	-	1-0	-	-
MANUEL, EJ, QB	5-4	-	-	1-1	-	-	-	-	1-0	1-1	-	-	1-1	1-1	-
PRYOR, L., FB	2-0	-	-	-	-	-	-	1-0	-	-	1-0	-	-	-	-
O'LEARY, N., TE	2-2	-	DNP	-	-	-	-	-	1-1	-	-	-	-	-	1-1
HUNTER, T., DB/PR	2-2	-	-	-	-	-	-	-	-	1-1	1-1	-	-	-	-
BENJAMIN, K., WR	1-1	-	-	-	-	-	-	-	-	-	-	-	-	1-1	-
Team	1-1	DNP	DNP	DNP	1-1	-	-	DNP	-	DNP	-	-	-	-	DNP
ABRAM, C., FB	1-1	-	DNP	-	-	-	-	-	-	-	-	1-1	-	-	-
FREEMAN, D., RB	1-1	-	-	-	-	-	DNP	-	-	1-1	-	-	-	-	-
SMITH, R., WR	1-1	-	-	-	-	-	-	-	-	1-1	-	-	-	-	-
WILLIAMS, K., DB/KR	1-1	-	-	-	-	-	-	-	-	-	-	-	1-1	-	-
NORTHROP, R., LB	1-0	-	-	-	DNP	-	1-0	-	-	-	-	-	-	-	-
HAGGINS, J., WR	1-1	-	-	-	DNP	-	-	-	1-1	-	-	-	-	-	-

2012 Fumbles Forced Game-by-Game

NAME	NUMBER	MUR	SSU	WF	CU	USF	ST	BC	UM	DU	VT	MD	UF	GT	NIU
WERNER, B., DE	1	1	-	-	-	-	-	-	-	-	-	-	-	-	-
SMITH, TEL., LB	1	-	-	-	-	-	-	-	1	-	-	-	-	-	-
CARRADINE, C., DE	1	-	-	-	-	1	-	-	-	-	-	-	-	DNP	DNP
RHODES, X., DB	1	-	-	-	-	-	-	-	-	-	-	-	-	-	1
NEWBERRY, G., DE	1	1	-	-	-	-	-	-	-	-	DNP	-	-	-	-
DARBY, R., DB	1	-	-	-	-	-	-	1	-	-	-	-	-	-	-
ABRAM, C., FB	1	-	DNP	-	-	-	-	-	-	-	-	1	-	-	-
MCALLISTER, D., DT	1	-	DNP	-	-	-	-	-	-	-	1	-	-	-	-
BROOKS, T., DB	1	-	-	-	-	-	-	-	-	-	1	-	-	-	-

2012 Fumbles Recovered Game-by-Game

NAME	NUMBER	MUR	SSU	WF	CU	USF	ST	BC	UM	DU	VT	MD	UF	GT	NIU
JONES, C., LB	2	-	-	-	-	1	-	-	1	-	-	-	-	-	-
STEVENS, T., DE	2	-	1	-	-	-	-	-	-	-	-	1	-	-	-
CARRADINE, C., DE	1	-	-	-	-	-	-	-	-	-	-	1	-	DNP	DNP
NEWBERRY, G., DE	1	1	-	-	-	-	-	-	-	-	DNP	-	-	-	-
WILLIAMS, V., LB	1	-	-	-	-	-	-	-	-	-	1	-	-	-	-
BRIGHT, J., DB	1	1	-	-	DNP	DNP	DNP	DNP	DNP	DNP	DNP	DNP	DNP	DNP	DNP
RHODES, X., DB	1	-	-	-	-	-	-	-	-	-	-	-	-	-	1
WERNER, B., DE	1	-	-	-	-	-	-	-	-	-	-	-	1	-	-

2012 Fumble Return Yards Game-by-Game

NAME	NO-YDS	MUR	SSU	WF	CU	USF	ST	BC	UM	DU	VT	MD	UF	GT	NIU
JONES, C., LB	2-19	-	-	-	-	1-12	-	-	1-7	-	-	-	-	-	-
WERNER, B., DE	1-9	-	-	-	-	-	-	-	-	-	-	-	1-9	-	-

2012 Punt Returns Game-by-Game

NAME	NO-YDS	MUR	SSU	WF	CU	USF	ST	BC	UM	DU	VT	MD	UF	GT	NIU
GREENE, R., WR	20-307	4-63	2-64	5-89	3-26	-	1-6	3-54	1--1	-	-	1-6	-	-	-
HUNTER, T., DB	8-126	1-4	-	-	-	-	-	1-0	-	5-122	1-0	-	-	-	-
SHAW, K., WR	8-99	-	-	-	-	-	-	-	-	-	-	3-10	3-66	2-23	-
NORTHROP, R., LB	1--4	-	-	-	DNP	-	1--4	-	-	-	-	-	-	-	-

2012 Kick Returns Game-by-Game

NAME	NO-YDS	MUR	SSU	WF	CU	USF	ST	BC	UM	DU	VT	MD	UF	GT	NIU
JOYNER, L., DB	18-424	-	-	-	5-185	-	-	1--6	2-51	-	4-99	1-4	2-43	3-48	-
WILLIAMS, K., DB	13-340	2-52	-	-	-	3-96	1-28	-	1-26	-	1-19	2-50	3-69	-	-

2013 PREVIEW  
2013 SEMINOLES  
COACHING STAFF  
2012 SEASON IN REVIEW  
THIS IS FSU  
HONORS  
SEMINOLES IN THE PROS  
RECORDS  
FSU ADMINISTRATION

2012 Game-by-Game Participation

NO.	NAME	GP/GS	MUR	SSU	WF	CU	USF	NCS	BC	UM	DU	VT	MD	UF	GT	NIU
41	ABRAM, C.	13/-	XXX	...	XXX	XXX	XXX	XXX	XXX	XXX	XXX	XXX	XXX	XXX	XXX	XXX
38	AKANBI, J.	1/-	...	XXX	...	...	...	...	...	...	...	...	...	...	...	...
62	BARRON, A.	9/1	XXX	START	XXX	XXX	...	...	XXX	...	XXX	...	XXX	...	XXX	XXX
38	BEATTY, C.	14/-	XXX	XXX	XXX	XXX	XXX	XXX	XXX	XXX	XXX	XXX	XXX	XXX	XXX	XXX
1	BENJAMIN, K.	14/-	XXX	XXX	XXX	XXX	XXX	XXX	XXX	XXX	XXX	XXX	XXX	XXX	XXX	XXX
3	BRIGHT, J.	3/-	XXX	XXX	XXX	...	...	...	...	...	...	...	...	...	...	...
31	BROOKS, T.	14/14	START	START	START	START	START	START	START	START	START	START	START	START	START	START
98	BROXSIE, S.	9/-	XXX	XXX	...	...	...	...	...	XXX	XXX	XXX	XXX	XXX	XXX	XXX
42	BRUTUS, L.	6/-	XXX	XXX	XXX	...	...	...	XXX	...	XXX	...	XXX	...	...	...
36	BURNETT, K.	2/-	XXX	XXX	...	...	...	...	...	...	...	...	...	...	...	...
45	BURNHAM, W.	1/-	...	XXX	...	...	...	...	...	...	...	...	...	...	...	...
91	CARRADINE, C.	12/11	XXX	START	START	START	START	START	START	START	START	START	START	START	START	START
65	CARTER, R.	5/-	XXX	XXX	...	...	...	...	XXX	...	XXX	...	XXX	...	...	...
21	CASHER, C.	2/-	...	XXX	XXX	...	...	...	...	...	...	...	...	...	...	...
49	CHENAULT, D.	1/-	XXX	...	...	...	...	...	...	...	...	...	...	...	...	...
14	COKER, J.	4/-	XXX	XXX	XXX	...	...	...	...	...	...	...	XXX	...	...	...
47	COX, C.	4/-	XXX	XXX	XXX	...	...	...	XXX	...	...	...	...	...	...	...
13	DARBY, R.	14/-	XXX	XXX	XXX	XXX	XXX	XXX	XXX	XXX	XXX	XXX	XXX	XXX	XXX	XXX
93	DAWKINS, E.	14/14	START	START	START	START	START	START	START	START	START	START	START	START	START	START
64	DELLENBACH, D.	14/-	XXX	XXX	XXX	XXX	XXX	XXX	XXX	XXX	XXX	XXX	XXX	XXX	XXX	XXX
23	DEMP, G.	12/-	XXX	XXX	XXX	XXX	XXX	XXX	XXX	XXX	XXX	XXX	XXX	XXX	...	...
15	DENT, G.	14/3	XXX	XXX	XXX	START	XXX	START	XXX	XXX	XXX	START	XXX	XXX	XXX	XXX
57	DOUMAR, P.	2/-	XXX	XXX	...	...	...	...	...	...	...	...	...	...	...	...
15	EDWARDS, M.	11/2	...	XXX	XXX	...	XXX	...	XXX	XXX	XXX	XXX	XXX	XXX	START	START
75	ERVING, C.	14/14	START	START	START	START	START	START	START	START	START	START	START	START	START	START
60	FAHRENKRUG, J.	4/-	XXX	XXX	XXX	XXX	...	...	...	...	...	...	...	...	...	...
76	FAIRCLOTH, G.	2/-	XXX	...	XXX	...	...	...	...	...	...	...	...	...	...	...
8	FREEMAN, D.	13/5	XXX	XXX	XXX	XXX	XXX	...	XXX	XXX	XXX	START	START	START	START	START
19	GEHRES, J.	6/-	...	...	XXX	XXX	...	...	XXX	...	...	...	XXX	...	XXX	XXX
67	GLAUSER, D.	8/2	XXX	XXX	START	...	XXX	START	XXX	...	XXX	...	XXX	...	...	...
81	GOLDMAN, E.	10/-	XXX	XXX	XXX	...	...	...	XXX	XXX	XXX	XXX	XXX	...	XXX	XXX
89	GREEN, C.	14/-	XXX	XXX	XXX	XXX	XXX	XXX	XXX	XXX	XXX	XXX	XXX	XXX	XXX	XXX
80	GREENE, R.	14/13	START	START	START	START	START	START	START	START	START	START	START	XXX	START	START
12	HAGGINS, J.	13/2	START	XXX	XXX	...	XXX	XXX	XXX	XXX	XXX	XXX	START	XXX	XXX	XXX
33	HAPLEA, K.	13/2	XXX	START	XXX	XXX	XXX	XXX	XXX	START	XXX	XXX	XXX	XXX	XXX	...
51	HART, B.	8/-	XXX	XXX	XXX	...	XXX	...	XXX	XXX	XXX	...	XXX	...	...	...
82	HAULSTEAD, W.	12/1	XXX	XXX	XXX	XXX	XXX	...	XXX	XXX	XXX	XXX	XXX	START	XXX	XXX
18	HOPKINS, D.	14/-	XXX	XXX	XXX	XXX	XXX	XXX	XXX	XXX	XXX	XXX	XXX	XXX	XXX	XXX
1	HUNTER, T.	14/3	XXX	XXX	XXX	XXX	XXX	XXX	START	XXX	START	XXX	XXX	START	XXX	XXX
54	JACKSON, T.	14/14	START	START	START	START	START	START	START	START	START	START	START	START	START	START
4	JENKINS, B.	1/1	START	...	...	...	...	...	...	...	...	...	...	...	...	...
8	JERNIGAN, T.	13/2	START	START	XXX	XXX	XXX	XXX	XXX	...	XXX	XXX	XXX	XXX	XXX	XXX
7	JONES, C.	14/14	START	START	START	START	START	START	START	START	START	START	START	START	START	START
20	JOYNER, L.	14/14	START	START	START	START	START	START	START	START	START	START	START	START	START	START
83	KOURTZIDIS, C.	8/1	XXX	START	XXX	...	...	...	XXX	...	XXX	...	XXX	...	XXX	XXX
99	LAWRENCE, N. L.	8/-	XXX	XXX	XXX	...	...	...	XXX	XXX	XXX	XXX	XXX	...	...	...
53	LOVELADY, S.	6/-	XXX	XXX	XXX	...	...	...	XXX	...	XXX	...	XXX	...	...	...
3	MANUEL, EJ	14/14	START	START	START	START	START	START	START	START	START	START	START	START	START	START
70	MATIAS, J.	14/14	START	START	START	START	START	START	START	START	START	START	START	START	START	START
97	MCALLISTER, D.	13/-	XXX	...	XXX	XXX	XXX	XXX	XXX	XXX	XXX	XXX	XXX	XXX	XXX	XXX
92	MCCLOUD, A.	13/12	...	XXX	START	START	START	START	START	START	START	START	START	START	START	START
10	MOODY, N.	14/10	START	START	START	START	START	START	START	XXX	START	XXX	START	XXX	XXX	START
51	NEWBERRY, G.	13/-	XXX	XXX	XXX	XXX	XXX	XXX	XXX	XXX	XXX	...	XXX	XXX	XXX	XXX
29	NORTHROP, R.	13/-	XXX	XXX	XXX	...	XXX	XXX	XXX	XXX	XXX	XXX	XXX	XXX	XXX	XXX
35	O'LEARY, N.	13/11	START	...	START	START	START	START	START	START	START	START	XXX	START	START	START
59	ORELUS, H.	1/-	XXX	...	...	...	...	...	...	...	...	...	...	...	...	...
56	PETTIS, T.	1/-	XXX	...	...	...	...	...	...	...	...	...	...	...	...	...
43	PORTERFIELD, A.	3/-	XXX	XXX	XXX	...	...	...	...	...	...	...	...	...	...	...
24	PRYOR, L.	14/8	XXX	XXX	START	XXX	START	START	START	XXX	START	XXX	XXX	START	START	START
86	REVELL, C.	13/-	XXX	XXX	XXX	XXX	XXX	XXX	XXX	XXX	XXX	XXX	XXX	...	XXX	XXX
27	RHODES, X.	14/14	START	START	START	START	START	START	START	START	START	START	START	START	START	START
81	SHAW, K.	14/1	XXX	XXX	XXX	XXX	XXX	XXX	XXX	XXX	XXX	START	XXX	XXX	XXX	XXX
45	SLATER, N.	1/-	...	XXX	...	...	...	...	...	...	...	...	...	...	...	...
21	SMILEY, D.	6/-	XXX	XXX	XXX	...	...	...	XXX	...	XXX	...	XXX	...	...	...
37	SMITH, K.	13/-	XXX	XXX	XXX	XXX	XXX	XXX	XXX	XXX	XXX	XXX	XXX	...	XXX	XXX
84	SMITH, R.	14/14	START	START	START	START	START	START	START	START	START	START	START	START	START	START
22	SMITH, TEL.	14/-	XXX	XXX	XXX	XXX	XXX	XXX	XXX	XXX	XXX	XXX	XXX	XXX	XXX	XXX
25	SMITH, TERR.	13/-	XXX	XXX	XXX	XXX	...	XXX	XXX	XXX	XXX	XXX	XXX	XXX	XXX	XXX
96	STEVENS, T.	14/-	XXX	XXX	XXX	XXX	XXX	XXX	XXX	XXX	XXX	XXX	XXX	XXX	XXX	XXX
52	STORK, B.	13/13	START	...	START	START	START	START	START	START	START	START	START	START	START	START
28	TERRELL, N.	4/-	XXX	XXX	XXX	...	...	...	XXX	...	...	...	...	...	...	...
4	THOMPSON, C.	8/8	START	START	START	START	START	START	START	START	...	...	...	...	...	...
32	TIDMUS, S.	2/-	XXX	XXX	...	...	...	...	...	...	...	...	...	...	...	...
39	TODD, D.	1/-	...	XXX	...	...	...	...	...	...	...	...	...	...	...	...
9	TRICKETT, C.	8/-	XXX	XXX	XXX	...	...	...	XXX	...	XXX	...	XXX	XXX	...	XXX
44	TYE, W.	4/-	XXX	XXX	XXX	...	...	...	...	...	XXX	...	...	...	...	...
87	TYRRELL, D.	2/-	XXX	XXX	...	...	...	...	...	...	...	...	...	...	...	...
6	WAISSOME, N.	14/14	START	START	START	START	START	START	START	START	START	START	START	START	START	START
74	WALLACE, J.	14/-	XXX	XXX	XXX	XXX	XXX	XXX	XXX	XXX	XXX	XXX	XXX	XXX	XXX	XXX
36	WASHINGTON, J.	1/-	...	XXX	...	...	...	...	...	...	...	...	...	...	...	...
71	WATSON, M.	13/12	START	START	XXX	START	START	...	START	START	START	START	START	START	START	START
95	WERNER, B.	14/14	START	START	START	START	START	START	START	START	START	START	START	START	START	START
32	WILDER, J.	14/1	XXX	XXX	XXX	XXX	XXX	XXX	XXX	XXX	START	XXX	XXX	XXX	XXX	XXX
9	WILLIAMS, K.	14/1	XXX	XXX	XXX	XXX	XXX	XXX	XXX	XXX	XXX	XXX	XXX	XXX	START	XXX
26	WILLIAMS, P.J.	14/-	XXX	XXX	XXX	XXX	XXX	XXX	XXX	XXX	XXX	XXX	XXX	XXX	XXX	XXX
11	WILLIAMS, V.	14/14	START	START	START	START	START	START	START	START	START	START	START	START	START	START

2013 PREVIEW  
 2013 SEMINOLES  
 COACHING STAFF  
 2012 SEASON IN REVIEW  
 THIS IS FSU  
 HONORS  
 SEMINOLES IN THE PROS  
 RECORDS  
 FSU ADMINISTRATION



2012 Game-by-Game Starters

	MSU	SSU	WF	CLEM	USF	NCST	BC	UM	DUKE	VT	MD	UF	GT	NIU
X	Greene	Greene	Greene	Greene	Greene	Greene	Greene	Greene	Greene	Greene	Greene	Haultstead	Greene	Greene
LT	Erving	Erving	Erving	Erving	Erving	Erving	Erving	Erving	Erving	Erving	Erving	Erving	Erving	Erving
LG	Mattias	Mattias	Mattias	Mattias	Mattias	Mattias	Mattias	Mattias	Mattias	Mattias	Mattias	Mattias	Mattias	Mattias
C	Stork	Barron	Stork	Stork	Stork	Stork	Stork	Stork	Stork	Stork	Stork	Stork	Stork	Stork
RG	Jackson	Jackson	Jackson	Jackson	Jackson	Jackson	Jackson	Jackson	Jackson	Jackson	Jackson	Jackson	Jackson	Jackson
RT	Watson	Watson	Glauser	Watson	Watson	Glauser	Watson	Watson	Watson	Watson	Watson	Watson	Watson	Watson
Y	Haggins	Haplea (TE)	O'Leary (TE)	Dent	O'Leary (TE)	Dent	O'Leary (TE)	O'Leary (TE)	O'Leary (TE)	Dent	Haggins	O'Leary (TE)	O'Leary (TE)	O'Leary (TE)
Z	Smith	Smith	Smith	Smith	Smith	Smith	Smith	Smith	Smith	Smith	Smith	Smith	Smith	Smith
QB	Manuel	Manuel	Manuel	Manuel	Manuel	Manuel	Manuel	Manuel	Manuel	Manuel	Manuel	Manuel	Manuel	Manuel
FB	O'Leary (TE)	Kourtzidis (TE)	Pryor	O'Leary (TE)	Pryor	Pryor	Pryor	Haplea (TE)	Pryor	Shaw (WR)	O'Leary (TE)	Pryor	Pryor	Pryor
TB	Thompson	Thompson	Thompson	Thompson	Thompson	Thompson	Thompson	Thompson	Thompson	Freeman	Freeman	Freeman	Freeman	Freeman
PK	Hopkins	Hopkins	Hopkins	Hopkins	Hopkins	Hopkins	Hopkins	Hopkins	Hopkins	Hopkins	Hopkins	Hopkins	Hopkins	Hopkins
DS	Dellenbach	Dellenbach	Dellenbach	Dellenbach	Dellenbach	Dellenbach	Dellenbach	Dellenbach	Dellenbach	Dellenbach	Dellenbach	Dellenbach	Dellenbach	Dellenbach
HO	Revell	Revell	Revell	Revell	Revell	Revell	Revell	Revell	Revell	Revell	Revell	Revell	Revell	Revell
KO	Hopkins	Hopkins	Hopkins	Hopkins	Hopkins	Hopkins	Hopkins	Hopkins	Hopkins	Hopkins	Hopkins	Hopkins	Hopkins	Hopkins
P	Beatty	Beatty	Beatty	Beatty	Beatty	Beatty	Beatty	Beatty	Beatty	Beatty	Beatty	Beatty	Beatty	Beatty
LE	Werner	Werner	Werner	Werner	Werner	Werner	Werner	Werner	Werner	Werner	Werner	Werner	Werner	Werner
DT	Dawkins	Dawkins	Dawkins	Dawkins	Dawkins	Dawkins	Dawkins	Dawkins	Dawkins	Dawkins	Dawkins	Dawkins	Dawkins	Dawkins
DT	Jernigan	Jernigan	McCloud	McCloud	McCloud	McCloud	McCloud	McCloud	McCloud	McCloud	McCloud	McCloud	McCloud	McCloud
RE	Jenkins	Carradine	Carradine	Carradine	Carradine	Carradine	Carradine	Carradine	Carradine	Carradine	Carradine	Carradine	Edwards	Edwards
WLB	Jones	Jones	Jones	Jones	Jones	Jones	Jones	Jones	Jones	Jones	Jones	Jones	Jones	Jones
MLB	Williams	Williams	Williams	Williams	Williams	Williams	Williams	Williams	Williams	Williams	Williams	Williams	V. Williams	V. Williams
SLB	Moody	Moody	Moody	Moody	Moody	Moody	Hunter	Moody	Hunter	Moody	Moody	Hunter	K. Williams	Moody
CB	Rhodes	Rhodes	Rhodes	Rhodes	Rhodes	Rhodes	Rhodes	Rhodes	Rhodes	Rhodes	Rhodes	Rhodes	Rhodes	Rhodes
FS	Brooks	Brooks	Brooks	Brooks	Brooks	Brooks	Brooks	Brooks	Brooks	Brooks	Brooks	Brooks	Brooks	Brooks
SS	Joyner	Joyner	Joyner	Joyner	Joyner	Joyner	Joyner	Joyner	Joyner	Joyner	Joyner	Joyner	Joyner	Joyner
CB	Waisome	Waisome	Waisome	Waisome	Waisome	Waisome	Waisome	Waisome	Waisome	Waisome	Waisome	Waisome	Waisome	Waisome

Career Starts List

Player	'08	'09	'10	'11	'12	Ttl	
Austin Barron	-	-	-	3	1	4	
Cason Beatty	-	-	-	-	14	14	
Terrance Brooks	-	-	-	-	14	14	
Cornelius Carradine	-	-	-	-	11	11	
Everett Dawkins	-	7	7	13	14	41	
Dax Dellenbach	-	-	14	13	14	41	
Greg Dent	-	-	-	-	3	3	
Mario Edwards Jr.	-	-	-	-	2	2	
Cameron Erving	-	-	-	-	14	14	
Jacob Fahrenkrug	-	-	-	12	-	12	
Garrett Faircloth	-	-	-	6	-	6	
Devonta Freeman	-	-	-	7	5	12	
Daniel Glauser	-	-	-	-	2	2	
Christian Green	-	-	-	4	-	4	
Rashad Greene	-	-	-	3	13	16	
Jarred Haggins	-	-	-	1	2	3	
Kevin Haplea	-	-	-	-	2	2	
Bobby Hart	-	-	-	9	-	9	
Willie Haultstead	-	-	5	-	1	6	
Dustin Hopkins	-	13	14	13	14	54	
Tyler Hunter	-	-	-	-	3	3	
Tre Jackson	-	-	-	1	14	15	
Brandon Jenkins	-	-	14	13	1	28	
Timmy Jernigan	-	-	-	-	2	2	
Christian Jones	-	-	-	13	14	27	
Lamarcus Joyner	-	-	-	13	14	27	
Christo Kourtzidis	-	-	-	-	1	1	
EJ Manuel	-	4	2	11	14	31	
Josue Mattias	-	-	-	1	14	15	
Anthony McCloud	-	-	7	11	12	30	
Moses McCray	2	9	-	-	-	11	
Jacobbi McDaniel	-	2	14	2	-	18	
Nick Moody	-	2	12	2	10	26	
Nick O'Leary	-	-	-	2	11	13	
Henry Orelus	-	-	4	-	-	4	
Lonnie Pryor	-	4	4	8	8	24	
Chris Revell	-	-	-	-	14	14	
Xavier Rhodes	-	-	14	10	14	38	
Kenny Shaw	-	-	-	3	1	4	
Rodney Smith	-	-	8	12	14	34	
Bryan Stork	-	-	-	4	10	13	27
Chris Thompson	-	-	6	2	8	16	
Clint Trickett	-	-	-	-	2	2	
Nick Waisome	-	-	-	-	14	14	
Menelik Watson	-	-	-	-	12	12	
Bjoern Werner	-	-	-	13	14	27	
Karlos Williams	-	-	-	-	1	1	
Vince Williams	-	-	-	12	14	26	
James Wilder, Jr.	-	-	-	-	1	1	

(Bowling Games Included in Totals)

Game-by-Game Captains

MSU	Dustin Hopkins (PK) Brandon Jenkins (DE) Lonnie Pryor (FB)	MIAMI	Dustin Hopkins (PK) Lonnie Pryor (FB) Vince Williams (LB)
SSU	Toshmon Stevens (DE) Chris Thompson (RB) Vince Williams (LB)	DUKE	Dustin Hopkins (PK) Lonnie Pryor (FB) Vince Williams (LB)
WFU	Dustin Hopkins (PK) Rodney Smith (WR) Anthony McCloud (DT)	VT	Dustin Hopkins (PK) Lonnie Pryor (FB) Vince Williams (LB)
CLEM	Everett Dawkins (DT) Dustin Hopkins (PK) Lonnie Pryor (FB)	MD	Dustin Hopkins (PK) Lonnie Pryor (FB) Vince Williams (LB)
USF	Lonnie Pryor (FB) Toshmon Stevens (DE) Vince Williams (LB)	UF	Dustin Hopkins (PK) Lonnie Pryor (FB) Vince Williams (LB)
NCST	Anthony McCloud (DT) Nick Moody (LB) Rodney Smith (WR)	GT	Dustin Hopkins (PK) Lonnie Pryor (FB) Vince Williams (LB)
BC	Dustin Hopkins (PK) Chris Thompson (RB) Vince Williams (LB)	NIU	Dustin Hopkins (PK) Lonnie Pryor (FB) Vince Williams (LB)

2012 Game Highs

FLORIDA STATE INDIVIDUAL GAME HIGHS

Rushes	25	Chris Thompson at NC State (Oct 06, 2012)
Yards Rushing	197	Chris Thompson vs Wake Forest (Sep 15, 2012)
TD Rushes	3	Lonnie Pryor vs Murray State (Sep 01, 2012)
Long Rush	80	Chris Thompson vs Wake Forest (Sep 15, 2012)
Pass attempts	42	EJ Manuel at Virginia Tech (Nov 08, 2012)
Pass completions	27	EJ Manuel vs Clemson (Sep 22, 2012)
Yards Passing	439	EJ Manuel vs Boston College (Oct 13, 2012)
TD Passes	4	EJ Manuel vs Boston College (Oct 13, 2012)
Long Pass	77	EJ Manuel vs Boston College (Oct 13, 2012)
Receptions	9	Rodney Smith vs Boston College (Oct 13, 2012)
Yards Receiving	125	Kenny Shaw vs Boston College (Oct 13, 2012)
TD Receptions	2	Kevin Benjamin vs Savannah State (Sep 08, 2012)
Long Reception	77	Kenny Shaw vs Boston College (Oct 13, 2012)
Field Goals	4	Dustin Hopkins at Miami (Oct 20, 2012)
Long Field Goal	56	Dustin Hopkins vs Duke (Oct 27, 2012)
Punts	6	Cason Beatty at NC State (Oct 06, 2012)
Punting Avg	46.0	Cason Beatty vs Savannah State (Sep 08, 2012)
Long Punt	54	Cason Beatty vs Florida (Nov 24, 2012)
Punts Inside 20	5	Cason Beatty at NC State (Oct 06, 2012)
Long Punt Return	75	Tyler Hunter vs Duke (Oct 27, 2012)
Long Kickoff Return	90	Lamarcus Joyner vs Clemson (Sep 22, 2012)
Tackles	14	Christian Jones at NC State (Oct 06, 2012)
Sacks	4.0	Bjoern Werner vs Murray State (Sep 01, 2012)
Tackles For Loss	5.0	Bjoern Werner vs Murray State (Sep 01, 2012)
Interceptions	2	Tyler Hunter at Virginia Tech (Nov 08, 2012)

OPPONENT INDIVIDUAL GAME HIGHS

Rushes	24	Gillislee, M., vs Florida (Nov 24, 2012)
Yards Rushing	140	Gillislee, M., vs Florida (Nov 24, 2012)
TD Rushes	2	Daniels, B. J., at USF (Sep 29, 2012)
Long Rush	37	Gillislee, M., vs Florida (Nov 24, 2012)
Pass attempts	55	Glennon, M., at NC State (Oct 06, 2012)
Pass completions	30	Glennon, M., at NC State (Oct 06, 2012)
Yards Passing	298	Thomas, L., at Virginia Tech (Nov 08, 2012)
TD Passes	3	Boyd, T., vs Clemson (Sep 22, 2012)
Long Pass	60	Boyd, T., vs Clemson (Sep 22, 2012)
Receptions	9	Powell, W., vs Murray State (Sep 01, 2012)
Yards Receiving	124	Fuller, C., at Virginia Tech (Nov 08, 2012)
TD Receptions	2	Ford, B., vs Clemson (Sep 22, 2012)
Long Reception	60	Hopkins, D., vs Clemson (Sep 22, 2012)
Field Goals	3	Sturgis, C., vs Florida (Nov 24, 2012)
Long Field Goal	50	Catalanero, C., vs Clemson (Sep 22, 2012)
Punts	13	Kinal, A., vs Wake Forest (Sep 15, 2012)
Punting Avg	52.0	Lynch, J., vs Northern Illinois (Jan 01, 2013)
Long Punt	58	Kinal, A., vs Wake Forest (Sep 15, 2012)
Punts Inside 20	4	Monday, W., vs Duke (Oct 27, 2012)
Long Punt Return	50	Roberson, M., vs Florida (Nov 24, 2012)
Long Kickoff Return	34	Coleman, J.C., at Virginia Tech (Nov 08, 2012)
Tackles	14	Ward, J., vs Northern Illinois (Jan 01, 2013)
Sacks	3.0	Tate, K., at Maryland (Nov 17, 2012)
Tackles For Loss	3.0	Tate, K., at Maryland (Nov 17, 2012)
Interceptions	1	Manning, J., vs Murray State (Sep 01, 2012)
		Burris, J., at NC State (Oct 06, 2012)
		Asprilla, M., vs Boston College (Oct 13, 2012)
		Noel, J., vs Boston College (Oct 13, 2012)
		Riley, D., at Virginia Tech (Nov 08, 2012)
		Robinson, M., at Maryland (Nov 17, 2012)
		Jenkins, Je., vs Florida (Nov 24, 2012)
		Roberson, M., vs Florida (Nov 24, 2012)
		Elam, M., vs Florida (Nov 24, 2012)
		Thomas, Je., vs Georgia Tech (Dec 01, 2012)

FLORIDA STATE TEAM GAME HIGHS

Rushes	47	vs Duke (Oct 27, 2012)
Yards Rushing	385	vs Wake Forest (Sep 15, 2012)
Yards Per Rush	8.6	vs Wake Forest (Sep 15, 2012)
TD Rushes	7	vs Murray State (Sep 01, 2012)
Pass attempts	42	at Virginia Tech (Nov 08, 2012)
Pass completions	29	vs Boston College (Oct 13, 2012)
Yards Passing	448	vs Boston College (Oct 13, 2012)
Yards Per Pass	14.2	vs Duke (Oct 27, 2012)
TD Passes	4	vs Savannah State (Sep 08, 2012)
Total Plays	77	vs Murray State (Sep 01, 2012)
Total Offense	667	vs Clemson (Sep 22, 2012)
Yards Per Play	9.4	vs Savannah State (Sep 08, 2012)
Points	69	vs Murray State (Sep 01, 2012)
Sacks By	6	vs Murray State (Sep 01, 2012)
First Downs	30	vs Boston College (Oct 13, 2012)
Penalties	12	at Miami (Oct 20, 2012)
Penalty Yards	121	at Miami (Oct 20, 2012)
Turnovers	5	vs Florida (Nov 24, 2012)
Interceptions By	2	at Virginia Tech (Nov 08, 2012)
Punts	7	at NC State (Oct 06, 2012)
Punting Avg	46.0	vs Savannah State (Sep 08, 2012)
Long Punt	54	vs Florida (Nov 24, 2012)
Punts Inside 20	5	at NC State (Oct 06, 2012)
Long Punt Return	75	vs Duke (Oct 27, 2012)

OPPONENT TEAM GAME HIGHS

Rushes	52	vs Georgia Tech (Dec 01, 2012)
Yards Rushing	244	vs Florida (Nov 24, 2012)
Yards Per Rush	5.2	vs Florida (Nov 24, 2012)
TD Rushes	3	vs Florida (Nov 24, 2012)
Pass attempts	55	at NC State (Oct 06, 2012)
Pass completions	30	at NC State (Oct 06, 2012)
Yards Passing	298	at Virginia Tech (Nov 08, 2012)
Yards Per Pass	8.8	at Virginia Tech (Nov 08, 2012)
TD Passes	4	vs Clemson (Sep 22, 2012)
Total Plays	82	at NC State (Oct 06, 2012)
Total Offense	426	vs Clemson (Sep 22, 2012)
Yards Per Play	5.5	vs Clemson (Sep 22, 2012)
Points	37	vs Clemson (Sep 22, 2012)
Sacks By	5	at Virginia Tech (Nov 08, 2012)
First Downs	21	vs Clemson (Sep 22, 2012)
		at NC State (Oct 06, 2012)
		vs Florida (Nov 24, 2012)
Penalties	12	vs Florida (Nov 24, 2012)
Penalty Yards	101	vs Florida (Nov 24, 2012)
Turnovers	3	vs Murray State (Sep 01, 2012)
		at Virginia Tech (Nov 08, 2012)
Interceptions By	3	vs Florida (Nov 24, 2012)
Punts	13	vs Wake Forest (Sep 15, 2012)
Punting Avg	44.5	at Virginia Tech (Nov 08, 2012)
Long Punt	58	vs Wake Forest (Sep 15, 2012)
Punts Inside 20	4	vs Duke (Oct 27, 2012)
		vs Northern Illinois (Jan 01, 2013)
Long Punt Return	50	vs Florida (Nov 24, 2012)

Florida State Team Statistics

DATE	OPPONENT	RUSHING				RECEIVING				PASSING				KICK RETURNS				PUNT RETURNS				TOT OFF
		NO.	YDS	TD	LG	NO.	YDS	TD	LG	CMP-ATT-INT	YDS	TD	LG	NO.	YDS	TD	LG	NO.	YDS	TD	LG	
Sept. 1	MURRAY STATE	42	285	7	42	25	321	1	40	25-35-1	321	1	40	2	52	0	30	5	67	1	47	606
Sept. 8	SAVANNAH STATE	23	167	4	24	17	246	4	61	17-21-0	246	4	61	0	0	0	0	2	64	0	39	413
Sept. 15	WAKE FOREST	45	385	4	80	19	227	2	21	19-28-0	227	2	21	0	0	0	0	5	89	1	60	612
Sept. 22	CLEMSON	40	287	5	41	27	380	2	64	27-35-0	380	2	64	5	185	0	90	3	26	0	30	667
Sept. 29	at USF	41	182	1	44	19	242	1	47	19-26-0	242	1	47	3	96	0	60	0	0	0	0	424
Oct. 6	at NC State	36	125	0	36	17	218	1	27	17-30-1	218	1	27	1	28	0	28	2	2	0	6	343
Oct. 13	BOSTON COLLEGE	33	201	2	25	29	448	4	77	29-38-2	448	4	77	1	-6	0	0	4	54	0	24	649
Oct. 20	at Miami	41	218	3	33	21	229	0	39	21-31-0	229	0	39	3	77	0	30	1	-1	0	0	447
Oct. 27	DUKE	47	261	3	21	9	299	2	71	9-21-0	299	2	71	0	0	0	0	5	122	1	75	560
Nov. 8	at Virginia Tech	25	-15	0	11	25	326	3	41	25-42-1	326	3	41	5	118	0	42	1	0	0	0	311
Nov. 17	at Maryland	41	237	3	47	19	160	2	30	19-26-1	160	2	30	3	54	0	32	4	16	0	7	397
Nov. 24	FLORIDA	25	112	2	23	19	188	1	27	19-36-3	188	1	27	5	112	0	30	3	66	0	26	300
Dec. 1	vs Georgia Tech	37	194	3	21	16	134	0	21	16-21-1	134	0	21	3	48	0	26	2	23	0	15	328
Jan. 1	vs Northern Illinois	37	243	3	60	26	291	1	28	26-38-0	291	1	28	0	0	0	0	0	0	0	0	534
<b>Florida State</b>		<b>513</b>	<b>2882</b>	<b>40</b>	<b>80</b>	<b>288</b>	<b>3709</b>	<b>24</b>	<b>77</b>	<b>288-428-10</b>	<b>3709</b>	<b>24</b>	<b>77</b>	<b>31</b>	<b>764</b>	<b>0</b>	<b>90</b>	<b>37</b>	<b>528</b>	<b>3</b>	<b>75</b>	<b>6591</b>
<b>Opponent</b>		<b>469</b>	<b>1287</b>	<b>10</b>	<b>37</b>	<b>221</b>	<b>2266</b>	<b>13</b>	<b>60</b>	<b>221-453-11</b>	<b>2266</b>	<b>13</b>	<b>60</b>	<b>59</b>	<b>997</b>	<b>0</b>	<b>34</b>	<b>8</b>	<b>87</b>	<b>0</b>	<b>50</b>	<b>3553</b>

Games played: 14  
 Avg per rush: 5.6  
 Avg per catch: 12.9  
 Pass efficiency: 153.91  
 Kick ret avg: 24.6  
 Punt ret avg: 14.3  
 All purpose avg/game: 575.4  
 Total offense avg/gm: 470.8

DATE	OPPONENT	TACKLES				SACKS NO-YDS	FUMBLES		PASS DEFENSE			BLKD KICK	PAT ATTEMPTS			SAF	PTS	
		UA	A	TOTAL	TFL-YDS		FF	FR-YDS	INT-YDS	QBH	BRUP		KICK	RUSH	RCV			
Sept. 1	MURRAY STATE	48	20	68	11.0-40	6.0-32	2	2-0	1-0	2	10	0	9-9	0	0	0	0	69
Sept. 8	SAVANNAH STATE	11	18	29	4.0-25	1.0-15	0	1-0	0-0	0	2	0	7-8	0	0	0	0	55
Sept. 15	WAKE FOREST	41	18	59	11.0-42	4.0-26	0	0-0	0-0	5	4	0	7-7	0	0	0	0	52
Sept. 22	CLEMSON	48	16	64	4.0-18	2.0-12	0	0-0	1-19	5	5	0	7-7	0	0	0	0	49
Sept. 29	at USF	40	12	52	4.0-28	2.0-18	1	1-12	1-0	0	3	0	3-3	0	0	0	0	30
Oct. 6	at NC State	38	44	82	5.0-21	1.0-5	0	0-0	1-8	3	9	0	1-1	0	0	0	0	16
Oct. 13	BOSTON COLLEGE	42	24	66	5.0-34	1.0-8	1	0-0	1-33	6	5	0	6-6	0	0	0	0	51
Oct. 20	at Miami	36	14	50	7.0-42	4.0-33	1	1-7	1-37	0	5	0	3-3	0	0	0	0	33
Oct. 27	DUKE	38	24	62	4.0-10	0.0-0	0	0-0	0-0	5	4	0	6-6	0	0	0	0	48
Nov. 8	at Virginia Tech	36	42	78	5.0-23	2.0-16	2	1-0	2-0	2	1	0	2-2	0	1	0	0	28
Nov. 17	at Maryland	31	26	57	9.0-59	5.0-46	1	2-0	0-0	0	3	0	5-5	0	0	0	0	41
Nov. 24	FLORIDA	45	30	75	5.0-47	4.0-43	0	1-9	0-0	2	4	0	2-2	0	0	0	0	26
Dec. 1	vs Georgia Tech	35	38	73	7.0-24	1.0-8	0	0-0	2-55	0	0	0	3-3	0	0	0	0	21
Jan. 1	vs Northern Illinois	37	24	61	5.0-29	3.0-16	1	1-0	1-20	2	4	0	4-4	0	0	0	0	31
<b>Florida State</b>		<b>526</b>	<b>350</b>	<b>876</b>	<b>86.0-442</b>	<b>36.0-278</b>	<b>9</b>	<b>10-28</b>	<b>11-172</b>	<b>32</b>	<b>59</b>	<b>0</b>	<b>65-66</b>	<b>0</b>	<b>1</b>	<b>0</b>	<b>0</b>	<b>550</b>
<b>Opponent</b>		<b>568</b>	<b>328</b>	<b>896</b>	<b>71.0-296</b>	<b>26.0-183</b>	<b>15</b>	<b>17-39</b>	<b>10-69</b>	<b>9</b>	<b>34</b>	<b>2</b>	<b>21-21</b>	<b>0</b>	<b>0</b>	<b>1</b>	<b>0</b>	<b>206</b>

DATE	OPPONENT	PUNTING								FIELD GOALS			KICKOFFS					
		NO.	YDS	AVG	LONG	BLKD	TB	FC	50+	I20	MD-ATT	LONG	BLKD	NO.	YDS	AVG	TB	OB
Sept. 1	MURRAY STATE	3	103	34.3	39	0	0	1	0	2	2-2	30	0	12	762	63.5	5	0
Sept. 8	SAVANNAH STATE	1	46	46.0	46	0	0	1	0	1	0-0	0	0	9	578	64.2	6	0
Sept. 15	WAKE FOREST	4	168	42.0	50	0	1	1	1	3	1-1	19	0	9	582	64.7	2	0
Sept. 22	CLEMSON	3	106	35.3	40	0	0	2	0	1	0-2	0	0	8	494	61.8	5	0
Sept. 29	at USF	5	152	30.4	44	1	0	1	0	1	3-4	43	0	7	422	60.3	2	0
Oct. 6	at NC State	7	247	35.3	51	1	0	5	1	5	3-3	49	0	5	298	59.6	1	0
Oct. 13	BOSTON COLLEGE	2	86	43.0	45	0	0	1	0	1	3-3	51	0	9	570	63.3	2	0
Oct. 20	at Miami	3	100	33.3	49	0	0	2	0	1	4-5	48	0	8	516	64.5	7	0
Oct. 27	DUKE	1	33	33.0	33	0	0	1	0	0	2-2	56	0	9	576	64.0	4	0
Nov. 8	at Virginia Tech	6	216	36.0	41	0	0	1	0	1	2-2	52	0	7	444	63.4	4	0
Nov. 17	at Maryland	3	106	35.3	39	0	0	1	0	1	2-2	40	0	8	497	62.1	1	1
Nov. 24	FLORIDA	3	124	41.3	54	0	0	2	1	1	2-2	53	0	4	240	60.0	1	0
Dec. 1	vs Georgia Tech	3	137	45.7	48	0	1	1	0	1	0-0	0	0	4	259	64.8	1	1
Jan. 1	vs Northern Illinois	5	184	36.8	46	0	0	3	0	4	1-2	25	0	6	348	58.0	2	0
<b>Florida State</b>		<b>49</b>	<b>1808</b>	<b>36.9</b>	<b>54</b>	<b>2</b>	<b>2</b>	<b>23</b>	<b>3</b>	<b>23</b>	<b>25-30</b>	<b>56</b>	<b>0</b>	<b>105</b>	<b>6586</b>	<b>62.7</b>	<b>43</b>	<b>2</b>
<b>Opponent</b>		<b>105</b>	<b>4350</b>	<b>41.4</b>	<b>58</b>	<b>0</b>	<b>3</b>	<b>33</b>	<b>19</b>	<b>26</b>	<b>15-18</b>	<b>50</b>	<b>0</b>	<b>48</b>	<b>2835</b>	<b>59.1</b>	<b>14</b>	<b>3</b>



Opponent Team Statistics

DATE	OPPONENT	RUSHING				RECEIVING				PASSING				KICK RETURNS				PUNT RETURNS				TOT OFF		
		NO.	YDS	TD	LG	NO.	YDS	TD	LG	CMP	ATT	INT	YDS	TD	LG	NO.	YDS	TD	LG	NO.	YDS		TD	LG
Sept. 1	MURRAY STATE	32	39	0	8	19	117	0	16	19	38	1	117	0	16	7	112	0	33	1	2	0	2	156
Sept. 8	SAVANNAH STATE	18	19	0	18	2	9	0	12	2	15	0	9	0	12	3	41	0	15	0	0	0	0	28
Sept. 15	WAKE FOREST	35	43	0	34	10	83	0	41	10	24	0	83	0	41	7	102	0	20	0	0	0	0	126
Sept. 22	CLEMSON	38	136	1	14	22	290	4	60	22	39	1	290	4	60	3	48	0	26	0	0	0	0	426
Sept. 29	at USF	32	125	2	21	17	143	0	37	17	33	1	143	0	37	4	63	0	20	2	18	0	0	268
Oct. 6	at NC State	27	66	0	11	30	259	2	24	30	55	1	259	2	24	4	58	0	22	0	0	0	0	325
Oct. 13	BOSTON COLLEGE	32	96	0	25	16	129	1	22	16	33	1	129	1	22	7	134	0	26	0	0	0	0	225
Oct. 20	at Miami	21	29	1	9	26	229	1	32	26	44	1	229	1	32	1	16	0	16	0	0	0	0	258
Oct. 27	DUKE	33	103	1	11	16	129	0	20	16	37	0	129	0	20	5	74	0	19	0	0	0	0	232
Nov. 8	at Virginia Tech	36	87	1	9	19	298	1	54	19	34	2	298	1	54	3	60	0	34	2	10	0	7	385
Nov. 17	at Maryland	34	34	0	23	8	136	2	42	8	19	0	136	2	42	6	102	0	29	1	1	0	1	170
Nov. 24	FLORIDA	47	244	3	37	16	150	1	21	16	25	0	150	1	21	3	57	0	23	1	50	0	50	394
Dec. 1	vs Georgia Tech	52	183	1	20	5	118	0	42	5	16	2	118	0	42	2	57	0	34	0	0	0	0	301
Jan. 1	vs Northern Illinois	32	83	0	35	15	176	1	55	15	41	1	176	1	55	4	73	0	22	1	6	0	6	259
<b>Opponents</b>		<b>469</b>	<b>1287</b>	<b>10</b>	<b>37</b>	<b>221</b>	<b>2266</b>	<b>13</b>	<b>60</b>	<b>221</b>	<b>453</b>	<b>11</b>	<b>2266</b>	<b>13</b>	<b>60</b>	<b>59</b>	<b>997</b>	<b>0</b>	<b>34</b>	<b>8</b>	<b>87</b>	<b>0</b>	<b>50</b>	<b>3553</b>
<b>Florida State</b>		<b>513</b>	<b>2882</b>	<b>40</b>	<b>80</b>	<b>288</b>	<b>3709</b>	<b>24</b>	<b>77</b>	<b>288</b>	<b>428</b>	<b>10</b>	<b>3709</b>	<b>24</b>	<b>77</b>	<b>31</b>	<b>764</b>	<b>0</b>	<b>90</b>	<b>37</b>	<b>528</b>	<b>3</b>	<b>75</b>	<b>6591</b>

Games played: 14  
 Avg per rush: 2.7  
 Avg per catch: 10.3  
 Pass efficiency: 95.42  
 Kick ret avg: 16.9  
 Punt ret avg: 10.9  
 All purpose avg/game: 336.1  
 Total offense avg/gm: 253.8

DATE	OPPONENT	TACKLES				SACKS NO-YDS	FUMBLES		PASS DEFENSE			BLKD KICK	PAT ATTEMPTS			SAF	PTS	
		UA	A	TOTAL	TFL-YDS		FF	FR-YDS	INT-YDS	QBH	BRUP		KICK	RUSH	RCV			
Sept. 1	MURRAY STATE	49	16	65	0.0-0	0.0-0	0	1-0	1-0	0	2	0	0-0	0	0	0	0	3
Sept. 8	SAVANNAH STATE	24	12	36	3.0-11	0.0-0	0	0-0	0-0	1	0	0	0-0	0	0	0	0	0
Sept. 15	WAKE FOREST	47	22	69	7.0-22	3.0-13	1	1-0	0-0	1	1	0	0-0	0	0	0	0	0
Sept. 22	CLEMSON	47	20	67	4.0-13	1.0-10	0	2-0	0-0	0	2	0	4-4	0	0	0	0	37
Sept. 29	at USF	40	24	64	10.0-47	2.0-20	0	0-0	0-0	0	3	1	2-2	0	0	0	0	17
Oct. 6	at NC State	41	24	65	9.0-40	4.0-28	0	0-0	1-11	1	5	1	2-2	0	0	0	0	17
Oct. 13	BOSTON COLLEGE	43	30	73	2.0-7	1.0-6	1	0-0	2-20	0	1	0	1-1	0	0	0	0	7
Oct. 20	at Miami	44	30	74	3.0-15	2.0-13	2	2-5	0-0	1	6	0	2-2	0	0	0	0	20
Oct. 27	DUKE	36	26	62	2.0-5	0.0-0	3	4-0	0-0	1	2	0	1-1	0	0	0	0	7
Nov. 8	at Virginia Tech	35	30	65	12.0-67	5.0-44	1	1-0	1-5	1	6	0	2-2	0	0	1	1	22
Nov. 17	at Maryland	41	32	73	4.0-13	3.0-11	1	1-28	1-19	0	2	0	2-2	0	0	0	0	14
Nov. 24	FLORIDA	35	10	45	6.0-27	2.0-20	3	2-1	3-14	1	2	0	4-4	0	0	0	0	37
Dec. 1	vs Georgia Tech	40	30	70	5.0-21	3.0-18	2	2-0	1-0	0	0	0	0-0	0	0	0	0	15
Jan. 1	vs Northern Illinois	46	22	68	4.0-8	0.0-0	1	1-5	0-0	2	2	0	1-1	0	0	0	0	10
<b>Opponents</b>		<b>568</b>	<b>328</b>	<b>896</b>	<b>71.0-296</b>	<b>26.0-183</b>	<b>15</b>	<b>17-39</b>	<b>10-69</b>	<b>9</b>	<b>34</b>	<b>2</b>	<b>21-21</b>	<b>0</b>	<b>0</b>	<b>1</b>	<b>206</b>	
<b>Florida State</b>		<b>526</b>	<b>350</b>	<b>876</b>	<b>86.0-442</b>	<b>36.0-278</b>	<b>9</b>	<b>10-28</b>	<b>11-172</b>	<b>32</b>	<b>59</b>	<b>0</b>	<b>65-66</b>	<b>0</b>	<b>1</b>	<b>0</b>	<b>550</b>	

DATE	OPPONENT	PUNTING							FIELD GOALS			KICKOFFS						
		NO.	YDS	AVG	LONG	BLKD	TB	FC	50+	I20	MD-ATT	LONG	BLKD	NO.	YDS	AVG	TB	OB
Sept. 1	MURRAY STATE	9	367	40.8	52	0	0	0	2	1	1-2	28	0	2	119	59.5	0	0
Sept. 8	SAVANNAH STATE	8	310	38.8	49	0	0	3	0	0	0-0	0	0	1	30	30.0	0	1
Sept. 15	WAKE FOREST	13	520	40.0	58	0	1	5	1	2	0-0	0	0	1	65	65.0	1	0
Sept. 22	CLEMSON	7	287	41.0	57	0	0	2	1	0	1-1	50	0	6	385	64.2	1	0
Sept. 29	at USF	6	223	37.2	45	0	0	4	0	3	1-1	32	0	4	257	64.2	1	0
Oct. 6	at NC State	7	301	43.0	50	0	1	3	2	1	1-1	27	0	4	240	60.0	3	0
Oct. 13	BOSTON COLLEGE	9	391	43.4	56	0	0	2	2	2	0-0	0	0	2	112	56.0	1	0
Oct. 20	at Miami	6	265	44.2	56	0	0	3	2	2	2-2	27	0	4	225	56.2	0	1
Oct. 27	DUKE	12	486	40.5	51	0	0	2	1	4	0-1	0	0	1	65	65.0	1	0
Nov. 8	at Virginia Tech	6	267	44.5	54	0	0	1	2	3	2-3	35	0	5	280	56.0	0	0
Nov. 17	at Maryland	7	303	43.3	52	0	1	2	1	2	0-0	0	0	3	158	52.7	0	0
Nov. 24	FLORIDA	4	173	43.2	53	0	0	1	1	1	3-3	45	0	8	471	58.9	2	1
Dec. 1	vs Georgia Tech	4	162	40.5	55	0	0	0	2	1	3-3	47	0	5	298	59.6	2	0
Jan. 1	vs Northern Illinois	7	295	42.1	52	0	0	5	2	4	1-1	25	0	2	130	65.0	2	0
<b>Opponents</b>		<b>105</b>	<b>4350</b>	<b>41.4</b>	<b>58</b>	<b>0</b>	<b>3</b>	<b>33</b>	<b>19</b>	<b>26</b>	<b>15-18</b>	<b>50</b>	<b>0</b>	<b>48</b>	<b>2835</b>	<b>59.1</b>	<b>14</b>	<b>3</b>
<b>Florida State</b>		<b>49</b>	<b>1808</b>	<b>36.9</b>	<b>54</b>	<b>2</b>	<b>2</b>	<b>23</b>	<b>3</b>	<b>23</b>	<b>25-30</b>	<b>56</b>	<b>0</b>	<b>105</b>	<b>6586</b>	<b>62.7</b>	<b>43</b>	<b>2</b>

2012 Postseason Honors

**Bjoern Werner (DE)**

Walter Camp All-American (First Team)\*  
 FWAA All-American (First Team)\*  
 AP All-American (First Team)\*  
 FACA FBS Coaches All-American (First Team)\*  
 Sporting News All-American (First Team)\*  
 CBSSports.com All-American (First Team)  
 Pro Football Weekly All-American (First Team)  
 Athlon Sports All-American (First Team)  
 SI.com All-American (Second Team)  
 Phil Steele All-American (Second Team)  
 ACC Defensive Player of the Year  
 Athlon Sports ACC Defensive Player of the Year  
 College Football News ACC Defensive Player of the Year  
 All-ACC (First Team)  
 Coaches All-ACC (First Team)  
 ESPN.com All-Conference (First Team)  
 Phil Steele Postseason All-ACC (First Team)  
 College Football News All-ACC (First Team)  
 Bronko Nagurski Trophy Finalist  
 Ted Hendricks Award Finalist  
 \* - unanimous/sensus All-American

**Dustin Hopkins (PK)**

Walter Camp All-American (First Team)  
 ESPN.com All-American (First Team)  
 CBSSports.com All-American (First Team)  
 Pro Football Weekly All-American (First Team)  
 Athlon Sports All-American (First Team)  
 AP All-American (Second Team)  
 SI.com All-American (Second Team)  
 Capital One Academic All-American (First Team)  
 All-ACC (First Team)  
 Coaches All-ACC (First Team)  
 ESPN.com All-Conference (First Team)  
 Phil Steele Postseason All-ACC (First Team)  
 College Football News All-ACC (First Team)  
 Under Armour Senior Bowl Selection  
 Lou Groza Award Finalist

**Cornellius Carradine (DE)**

Phil Steele All-American (Third Team)  
 SI.com All-American (Honorable Mention)  
 All-ACC (First Team)  
 Coaches All-ACC (First Team)  
 Phil Steele Postseason All-ACC (First Team)  
 College Football News All-ACC (First Team)  
 Ted Hendricks Award Finalist

**Xavier Rhodes (CB)**

Phil Steele All-American (Third Team)  
 All-ACC (First Team)  
 Coaches All-ACC (First Team)  
 Phil Steele Postseason All-ACC (First Team)  
 College Football News All-ACC (First Team)

**Lamarcus Joyner (S)**

All-ACC (First Team)  
 Coaches All-ACC (First Team)  
 Phil Steele Postseason All-ACC (First Team)  
 College Football News All-ACC (First Team)

**EJ Manuel (QB)**

All-ACC (Second Team)  
 Coaches All-ACC (Second Team)  
 Phil Steele Postseason All-ACC (Second Team)  
 Unitas Golden Arm Award Finalist  
 Under Armour Senior Bowl Selection

**Everett Dawkins (DT)**

All-ACC (Second Team)  
 Coaches All-ACC (Second Team)  
 Phil Steele Postseason All-ACC (Second Team)  
 Under Armour Senior Bowl Selection

**Chris Thompson (RB)**

All-ACC (Second Team)  
 Coaches All-ACC (Second Team)  
 Phil Steele Postseason All-ACC (Second Team)  
 ACC Brian Piccolo Award for Courage

**Timmy Jernigan (DT)**

Coaches All-ACC (Second Team)  
 All-ACC (Honorable Mention)  
 Phil Steele Postseason All-ACC (Third Team)

**Christian Jones (LB)**

All-ACC (Second Team)  
 Coaches All-ACC (Second Team)  
 Phil Steele Postseason All-ACC (First Team)

**Rashad Greene (WR/PR)**

SI.com All-American (Honorable Mention)  
 Coaches All-ACC (Honorable Mention)  
 Phil Steele Postseason All-ACC (Second Team)

**Cameron Erving (OT)**

All-ACC (Second Team)  
 Coaches All-ACC (Honorable Mention)  
 Phil Steele Postseason All-ACC (Second Team)

**Tre' Jackson (OG)**

All-ACC (Second Team)  
 Coaches All-ACC (Second Team)  
 Phil Steele Postseason All-ACC (Third Team)

**Ronald Darby (CB)**

ACC Defensive Rookie of the Year  
 FWAA All-American (Freshman)  
 CFN Freshman All-American (Second Team)

**Bryan Stork (C)**

All-ACC (Second Team)  
 Coaches All-ACC (Second Team)  
 Phil Steele Postseason All-ACC (Second Team)

**Menelik Watson (OT)**

All-ACC (Honorable Mention)  
 Coaches All-ACC (Honorable Mention)

**Josue Matias (OG)**

Coaches All-ACC (Honorable Mention)  
 Phil Steele Postseason All-ACC (Third Team)

**Anthony McCloud (DT)**

All-ACC (Honorable Mention)  
 Coaches All-ACC (Honorable Mention)

**Vince Williams (LB)**

All-ACC (Honorable Mention)  
 Phil Steele Postseason All-ACC (Second Team)

**Nick O'Leary (TE)**

Coaches All-ACC (Honorable Mention)  
 Phil Steele Postseason All-ACC (Third Team)

**Kelvin Benjamin (WR)**

CFN Freshman All-American (Honorable Mention)

2012 Team Awards

**Bob Crenshaw Award (Biggest Heart)**

Devonta Freeman  
 Telvin Smith

**Don Powell Award (Unsung Hero)**

Bryan Stork  
 Nick Moody

**Bill McGrotha/SPIRIT HUMANITARIAN Award**

Dustin Hopkins

**Defensive Warriors**

Everett Dawkins  
 Nick Moody

**Offensive Warrior**

Lonnie Pryor

**Top Conditioned Athlete**

Lamarcus Joyner

**Offensive Scout Team Player of the Year**

Marvin Bracy

**Defensive Scout Team Player of the Year**

Shayne Broxsie

**Special Teams Newcomer of the Year**

Ronald Darby

**Special Teams Most Valuable Player**

Dustin Hopkins

**Top Newcomer, Offense**

Menelik Watson

**Devaughn Darling Award/Top Newcomer, Defense**

Ronald Darby

**Most Improved Player, Offense**

Cameron Erving

**Most Improved Player, Defense**

Cornellius "Tank" Carradine

**Attitude Award, Offense**

Lonnie Pryor

**Attitude Award, Defense**

Lamarcus Joyner

**Leadership Award, Offense**

Chris Thompson

**Leadership Award, Defense**

Vince Williams

**Unselfish Leadership Award, Offense**

Rodney Smith

**Unselfish Leadership Award, Defense**

Everett Dawkins  
 Anthony McCloud

**Skill Blocker Award**

Nick O'Leary

**Mr. Versatile**

Christian Jones

**Mr. Dependable Skill**

Xavier Rhodes

**Most Valuable Player, Offense**

EJ Manuel

**Most Valuable Player, Defense**

Bjoern Werner

**2012 Permanent Captains**

EJ Manuel  
 Lonnie Pryor  
 Vince Williams  
 Dustin Hopkins

Academic Awards

**Freshmen**

Cason Beatty  
 Jameis Winston

**Sophomores**

Rashad Greene  
 Josue Matias

**Juniors**

Bryan Stork  
 Clint Trickett  
 Bjoern Werner

**Seniors**

Josh Gehres  
 Dustin Hopkins  
 EJ Manuel

2013 Spring Team Awards

**Matt Schmauch (Sch-Mock) Award**

Bryan Stork

**Most Outstanding Spring Offensive Player**

Cameron Erving

**Most Outstanding Spring Defensive Player**

Lamarcus Joyner  
 Christian Jones

**The Hinesman Award**

Greg Dent  
 Telvin Smith



## 2012 Atlantic Coast Conference Standings

ATLANTIC DIVISION	ACC Games						Overall							Div.	Streak
	W	L	For	Opp	Hm	Rd	W	L	For	Opp	Hm	Rd	Nu		
#*Florida State	7	1	318	124	4-0	3-1	12	2	550	206	6-1	4-1	2-0	4-1	Won 2
Clemson	6	1	372	219	4-0	3-1	11	2	533	323	6-1	3-1	2-0	4-1	Won 1
NC State	4	4	227	232	3-1	1-3	7	6	365	333	5-1	2-3	0-2	4-1	Lost 1
Wake Forest	3	5	132	235	2-2	1-3	5	7	222	382	4-3	1-4	0-0	1-4	Lost 3
Maryland	2	6	156	238	1-3	1-3	4	8	241	326	2-4	2-4	0-0	1-4	Lost 6
Boston College	1	7	154	276	1-3	0-4	2	10	238	356	2-4	0-6	0-0	1-4	Lost 4

COASTAL DIVISION	ACC Games						Overall							Div.	Streak
	W	L	For	Opp	Hm	Rd	W	L	For	Opp	Hm	Rd	Nu		
North Carolina	5	3	298	263	3-1	2-2	8	4	487	308	6-1	1-3	0-0	3-2	Won 2
Miami	5	3	283	254	2-2	3-1	7	5	377	366	4-2	3-3	0-0	3-2	Won 2
#Georgia Tech	5	3	320	233	3-1	2-2	7	7	470	396	4-3	2-3	1-1	3-2	Won 1
Virginia Tech	4	4	193	218	3-1	1-3	7	6	326	297	5-1	1-4	1-1	3-2	Won 3
Duke	3	5	225	313	2-2	1-3	6	7	410	468	5-2	1-4	0-1	2-3	Lost 5
Virginia	2	6	168	241	1-3	1-3	4	8	273	347	3-4	1-4	0-0	1-4	Lost 2

#Clinched berth in Dr. Pepper ACC Championship game; ^ACC Champions

## FSU ACC Players of the Week

Bjoern Werner	Defensive Lineman (9/4 - Murray State)
Cornellius Carradine	Defensive Lineman (9/17 - Wake Forest)
Chris Thompson	Offensive Back (9/17 - Wake Forest)
Lamarcus Joyner	Specialist (9/24 - Clemson)
EJ Manuel	Offensive Back (9/24 - Clemson)
Menelik Watson	Offensive Lineman (9/24 - Clemson)
Cornellius Carradine	Defensive Lineman (10/1 - USF)
Dustin Hopkins	Specialist (10/1 - USF)
Bryan Stork	Offensive Lineman (10/1 - USF)
EJ Manuel	Offensive Back (10/15 - Boston College)
Telvin Smith	Linebacker (10/22 - Miami)
Ronald Darby	Defensive Back (10/29 - Duke)
Christian Jones	Linebacker (10/29 - Duke)
Rashad Greene	Receiver (11/12 - Virginia Tech)
Cornellius Carradine	Defensive Lineman (11/12 - Virginia Tech)
Bjoern Werner	Defensive Lineman (11/26 - Florida)
Dustin Hopkins	Specialist (11/26 - Florida)

## 2012 All-ACC Football Honors

### 1ST TEAM -- OFFENSE

QB	Tajh Boyd, Clemson
RB	Giovani Bernard, North Carolina
RB	Andre Ellington, Clemson
WR	DeAndre Hopkins, Clemson
WR	Alex Amidon, Boston College
OT	Oday Aboushi, Virginia
OT	Brandon Thomas, Clemson
OG	Jonathan Cooper, North Carolina
OG	Omoregie Uzzi, Georgia Tech
C	Dalton Freeman, Clemson
TE	Brandon Ford, Clemson
K	Dustin Hopkins, Florida State
Spec.	Giovani Bernard, North Carolina

### 2ND TEAM -- OFFENSE

QB	EJ Manuel, Florida State
RB	Duke Johnson, Miami
RB	Chris Thompson, Florida State
WR	Conner Vernon, Duke
WR	Michael Campanaro, Wake Forest
OT	James Hurst, North Carolina
TIE OT	Cameron Erving, Florida State
TIE OT	Emmett Cleary, Boston College
OG	Tre Jackson, Florida State
OG	R.J. Mattes, NC State
C	Bryan Stork, Florida State
TE	Eric Ebron, North Carolina
TIE K	Chandler Catanzaro, Clemson
TIE K	Casey Barth, North Carolina
Spec	Duke Johnson, Miami

### 1ST TEAM -- DEFENSE

DE	Bjoern Werner, Florida State
DE	Cornellius Carradine, Florida State
DT	Joe Vellano, Maryland
DT	Sylvester Williams, North Carolina
LB	Nick Clancy, Boston College
LB	Kevin Reddick, North Carolina
LB	Steve Greer, Virginia
CB	Xavier Rhodes, Florida State
CB	Ross Cockrell, Duke
S	Lamarcus Joyner, Florida State
S	Earl Wolff, NC State
P	Will Monday, Duke

### 2ND TEAM -- DEFENSE

DE	James Gayle, Virginia Tech
DE	Kareem Martin, North Carolina
DT	Everett Dawkins, Florida State
DT	Nikita Whitlock, Wake Forest
LB	Demetrius Hartsfield, Maryland
LB	Christian Jones, Florida State
LB	Jack Tyler, Virginia Tech
CB	David Amerson, NC State
CB	Antone Exum, Virginia Tech
S	Rashard Hall, Clemson
S	Walt Canty, Duke
P	Tommy Hibbard, North Carolina

### HONORABLE MENTION

DT	Timmy Jernigan, Florida State
DT	Anthony McCloud, Florida State
OT	Menelik Watson, Florida State
LB	Vince Williams, Florida State

### AWARD WINNERS

COACH OF THE YEAR	David Cutcliffe, Duke
PLAYER OF THE YEAR	Tajh Boyd, Clemson
OFFENSIVE PLAYER OF THE YEAR	Tajh Boyd, Clemson
DEFENSIVE PLAYER OF THE YEAR	Bjoern Werner, Florida State
ROOKIE OF THE YEAR	Duke Johnson, Miami
OFFENSIVE ROOKIE OF THE YEAR	Duke Johnson, Miami
DEFENSIVE ROOKIE OF THE YEAR	Ronald Darby, Florida State
JIM TATUM AWARD	Sean Renfree, Duke
JACOBS BLOCKING TROPHY	Jonathan Cooper, North Carolina
BRIAN PICCOLO AWARD	Chris Thompson, Florida State
	Shayon Green, Miami

## ACC Bowl Records By School

School	App.	Won	Lost	Tie	Pct.	For	Opp.	Last Bowl Appearance	Result
Boston College	22	13	9	0	.591	543	509	2010 Kraft Fight Hunger	lost to Nevada, 20-13
Clemson	35	17	18	0	.486	648	746	2012 Chick-fil-A	beat LSU, 25-24
Duke	9	3	6	0	.333	185	245	2012 Belk	lost to Cincinnati 48-34
Florida State	42	26	14	2	.643	1,031	844	2012 Discover Orange	beat Northern Illinois, 31-10
Georgia Tech	41	23	18	0	.561	886	855	2012 Hyundai Sun	beat Southern California, 21-7
Maryland	24	11	11	2	.500	529	484	2010 Military	beat East Carolina, 51-20
Miami	36	19	17	0	.528	735	686	2010 Hyundai Sun	lost to Notre Dame, 33-17
North Carolina	29	13	16	0	.448	585	609	2011 Independence	lost to Missouri, 41-24
NC State	27	14	12	1	.537	665	625	2012 FAM Music City	lost to Vanderbilt, 38-24
Virginia	18	7	11	0	.389	453	556	2011 Chick-fil-A	lost to Auburn 43-24
Virginia Tech	26	10	16	0	.385	581	648	2012 Russell Athletic	beat Rutgers, 13-10 (ot)
Wake Forest	10	6	4	0	.600	226	209	2011 FAM Music City	lost to Mississippi State, 23-17

# THIS IS FLORIDA STATE



**41,301**

enrollment for the fall of 2012

**1,462**

hours of community service completed by the FSU football team in 2012-13

**1851**

the year Florida State was founded

**190.2**

million dollars in external funds generated by FSU faculty for research

**122**

Seminole selected in the NFL Draft since 1993





# THIS IS FSU



## FLORIDA STATE UNIVERSITY

Location: Tallahassee, Fla.

Founded: 1851

Enrollment: 41,301

Website: [www.fsu.edu](http://www.fsu.edu)

Official news channel: [news.fsu.edu](http://news.fsu.edu)

Official social media channels:

[www.facebook.com/floridastate](http://www.facebook.com/floridastate)

[www.twitter.com/floridastate](http://www.twitter.com/floridastate)

National & State Academic Rankings:

[www.fsu.edu/highlights/rankings](http://www.fsu.edu/highlights/rankings)

Florida State University is a public, fully accredited, coeducational institution and one of 11 institutions of Florida's State University System, which is directed by the Florida Board of Governors. Located in Tallahassee, Florida's capital city, the university affords students and faculty opportunities for interaction with state and federal agencies for internships, research and part-time employment, as well as numerous social, cultural and recreational activities.

### BEGINNINGS

Florida State was established as the Seminary West of the Suwannee by an act of the Florida Legislature in **1851**. The institution first offered instruction at the postsecondary level in 1857 and is the longest continuous site of higher education in Florida. In 1905, the Buckman Act reorganized higher education in the state and designated the Tallahassee school as the Florida Female College. In 1909, it was renamed Florida State College for Women. In 1947, the school returned to coeducational status, and the name was changed to Florida State University.

### 40,000 & COUNTING

In 1946, there were 2,583 students enrolled. **In 2012, enrollment stood at 41,301.** Of that number, 77.3 percent were undergraduates, 19.8 percent were graduates and 2.9 percent were unclassified; 82.2 percent were in-state students; 93.4 percent were from the United States; students hailed from all 50 states and the District of Columbia; 17 states contributed more than 100 students each; 20 foreign countries contributed more than 30 students each; 55.2 percent were female and 44.8 percent were male; 28.2 percent were minorities and 4.3 percent were internationals.

### LAY OF THE LAND

**The university's main campus encompasses 446.2 acres in Tallahassee, Leon County;** the Panama City Campus has 25.6 acres in Panama City, Bay County. The university owns a total of 1,565 acres in Leon, Bay, Collier, Franklin, Sarasota and Gadsden counties. In addition, sites are leased in various counties in Florida and other locations overseas.

### WEALTH OF OPPORTUNITY

With 17 colleges, students can take courses of study leading to a **baccalaureate degree in 198 fields in 103 degree-programs**, to a master's or advanced master's degree in 115 degree programs in 250 fields, to a specialist degree in 23 degree programs, to a doctoral degree in 76 degree programs, as well as to a professional degree in two degree programs. The colleges are: Applied Sciences; Arts and Sciences; Business; Communication and Information; Criminology and Criminal Justice; Education; Engineering; The Graduate School; Human Sciences; Law; Medicine; Motion Picture Arts; Music; Nursing; Social Sciences and Public Policy; Social Work; and Visual Arts, Theatre and Dance.

### OPERATING BUDGET (2012-2013)

\$1.1 billion

### DEGREES AWARDED (2011-2012)

Bachelor's 7,860...Master's 2,142...Specialist 59...  
Doctorate 444...Juris Doctorate 288...Medical Doctorate 118...Total 10,911.





# Why Florida State?

One of the nation's elite research universities, Florida State University — with the Carnegie Foundation's highest designation, Doctoral/Research University-Extensive — offers a distinctive academic environment built on its cherished values and unique heritage, welcoming campus on the oldest continuous site of higher education in Florida, championship athletics, and prime location in the heart of the state capital.

Our faculty includes: members of the National Academy of Sciences, the National Academy of Engineering and the American Academy of Arts & Sciences; Pulitzer Prize winners; a Nobel Laureate; Oscar winners; and Guggenheim, Fulbright and National Endowment for the Humanities fellows.

Florida State faculty members attract nearly \$200 million a year in research dollars.

Florida State consistently ranks in the top 10 universities nationally in physical science grants awarded by the National Science Foundation.

Our nearly 42,000 students, of whom 8,500 are graduate and professional students, come from across the nation and around the world.

Recognized nationally for its commitment to diversity, **Florida State University is a national leader in the number of doctorates awarded to African-American students and in the graduation rate of African-American undergraduates.** Its College of Medicine and College of Law are ranked in the nation's Top 10 for Hispanic students.

Programs consistently included in the top public university list include physics, chemistry, political science, psychology, criminology, public administration, library science, information, human sciences, business and law.

At the Ph.D. level, interdisciplinary programs draw on notable research faculty strengths that transcend the traditional disciplines, including neuroscience, molecular biophysics, computational science, materials science and research at the National High Magnetic Field Laboratory—home to the world's most powerful magnets.



## FRESHMAN FACTS (CLASS OF 2016)

The middle 50 percent high school GPA, 3.6-4.1...SAT score 1130-1270...ACT score 25-29...30,040 applicants were received for students applying for admission as first time in college students for summer/fall 2012; 16,124 were admitted and 5,738 enrolled.

## STELLAR FACULTY

A total faculty of 2,379 are appointed to either full-time or part-time positions on a faculty classification...Florida State's faculty has included six Nobel Laureates...12 faculty members have been elected to the National Academy of Sciences...11 faculty members have been elected to the American Academy of Arts and Sciences... five faculty members have been selected as Fulbright Scholars for 2011-12...two faculty members have been elected to the National Academy of Engineering... one faculty member has been elected to the National Academy of Medicine...and **two faculty members are Pulitzer Prize winners.**

## EDUCATIONAL ADVANTAGES

**Florida State has the No. 1 ranked criminology and criminal justice program in the nation.** It is located a mere four blocks from the state Capitol, which affords students from many academic disciplines, opportunities for employment or internships with legislators and state agencies. The graduate program in **interior design** was named No.1 in the nation by "America's Best Architectural & Design School," 2013. *U.S. News & World Report, "Best Graduate Schools,"* 2014 edition, ranks the **School of Library and Information Studies' school library media program No. 1.** It is home to the National High Magnetic Field Laboratory, which has the world's most powerful magnets. Florida State was also named the most efficient university in the country by U.S. News & World Report (2012).

## GOING WORLDWIDE

**Florida State offers a variety of overseas opportunities for students during the regular academic year.** It has year-round study centers in Florence, Italy; Panama City, Panama; The Republic of Panama; Valencia, Spain; and London, England. Courses at the study centers are offered each semester and cover a wide range of subject areas that are perfect for meeting general and liberal studies requirements. Summer programs are currently being offered in locations including Argentina, Bahamas, Brazil, China, Costa Rica, Croatia, Czech Republic, Ecuador, France, Israel, Peru, Russia, Switzerland and Turkey.

## A PLACE FOR EVERYONE

Florida State has more than 600 recognized student organizations that allow students to find their own niche.

## WORLD-RENOWNED RESEARCH


Florida State has built a reputation as a strong research center in both the sciences and the humanities. **The faculty generates \$190.2 million in external funds to be used for research.** These external funds are in the form of contracts and grants from private foundations, industries and government agencies, and are used to support research, improve research facilities and provide stipends for graduate students.

## SOME SERIOUS READING

Florida State's Library System contains nearly **3 million volumes**, of which 1,086,070 are available electronically as e-books. FSU Libraries subscribe to 80,758 electronic journals and 778 databases.

## MILESTONES

**Florida State University leads the state of Florida in five of eight areas of external funding for the STEM disciplines (Science, Technology, Engineering and Math)**...leads in Rhodes Scholars, claiming all three of the Rhodes Scholars from public universities in Florida since 2006...highest percentage of alumni giving back than any university in Florida...highest amount of National Science Foundation research and development expenditures in the state...College of Law has the highest job placement in Florida and the highest passing rate (96%) on the Florida Bar Exam.





# ACADEMIC SUCCESS



**EJ Manuel**  
Round 1 • QB  
Pick 16



**Cornelius Carradine**  
Round 2 • DE  
Pick 40



**Chris Thompson**  
Round 5 • RB  
Pick 154




**Brandon Jenkins**  
Round 5 • DE  
Pick 162



**Dustin Hopkins**  
Round 6 • K  
Pick 177



**Nick Moody**  
Round 6 • LB  
Pick 180




**Vince Williams**  
Round 6 • LB  
Pick 206



**Everett Dawkins**  
Round 7 • DL  
Pick 229



**Anthony McCloud**  
DT  
Free Agent



**Lonnie Pryor**  
RB  
Free Agent



**Rodney Smith**  
WR  
Free Agent

## 100% GRADUATION RATE

All 11 seniors selected and signed as free agents in the 2013 NFL Draft earned their degrees from Florida State before the 2013 NFL season.



### GRADUATING STUDENT-ATHLETES

Since Jimbo Fisher took over in 2010, 46 Seminoles have graduated from Florida State.

2013 PREVIEW  
2013 SEMINOLES  
COACHING STAFF  
2012 SEASON IN REVIEW  
THIS IS FSU  
HONORS  
SEMINOLES IN THE PROS  
RECORDS  
FSU ADMINISTRATION



## ACADEMIC ALL-AMERICAN

Placekicker **Dustin Hopkins** (right) was named to the 2012 Capital One Academic All-America® Division I football team as selected by COSIDA, earning a spot on the 22-player first team.

Hopkins was also named to the Capital One CoSIDA Academic All-District team for a second straight year. Hopkins, a native of Houston, Texas, earned a degree in communications in 2012.

In 2011, Hopkins also was named to the Capital One Academic All-America® Division I football team earning a spot on the 22-player second team.

## HAMPSHIRE AWARD

**Dustin Hopkins** was selected to the 2013 National Football Foundation & College Hall of Fame Hampshire Honor Society. The honor society is comprised of college football players from all divisions of play who each maintained a cumulative 3.2 GPA or better throughout their college career. A total of 703 players from 259 schools qualified for membership in the society's seventh year, making the highest school participation in the history of the program, which began in 2007.

Hopkins became the sixth Seminole selected to the Hampshire Society joining Zebrie Sanders (2012), Ochuko Jenije (2011), Christian Ponder (2011), Zack Aronson (2010) and Myron Rolle (2009). Ponder also earned NFF National Scholar-Athlete honors following the 2010 season. A four-year starter as the Seminoles' placekicker, Hopkins leaves Florida State as the all-time Division I leader in field goals made (88) and points among kickers (466) as well as the ACC's all-time leading scorer. He was honored as a first-team All-American by the AFCA and Walter Camp, while earning a spot on the Capital One Academic All-America first team. Hopkins was a second team Academic All-American in 2011.

## 78 ACC ALL-ACADEMIC HONOREES SINCE 1992

FSU football has earned 78 ACC All-Academic honors since 1992, including two-time Capital One Academic All-American Dustin Hopkins, who was also a four-time member (2009-12) of the ACC All-Academic Football Team.



## FOOTBALL ACADEMIC AWARD WINNERS

### RHODES SCHOLAR

2009 Myron Rolle

### ACADEMIC ALL-AMERICANS

*(Selected by the College Sports Information Directors of America)*

#### First Team

1972 Gary Huff (QB)  
 1979 Phil Williams (WR), Keith Jones (DB), Scott Warren (DE)  
 1980 Keith Jones (DB)  
 1981 Rohn Stark (P)  
 1994 Derrick Brooks (OLB)  
 1996 Daryl Bush (LB)  
 1997 Daryl Bush (LB)  
 2000 Chris Hope (FS)  
 2001 Chris Hope (FS)  
 2012 Dustin Hopkins (K)

#### Second Team

1957 Ron Schomburger (E)  
 1981 Phil Williams (WR)  
 1985 Martin Mayhew (CB)  
 1989 Dave Roberts (TE)  
 1993 Ken Alexander (ILB), Derrick Brooks (OLB)  
 2005 David Castillo (C)  
 2008 Myron Rolle (S)  
 2011 Dustin Hopkins (K)

### CFA POSTGRADUATE SCHOLARSHIP

1993 Ken Alexander (LB)  
 1994 Derrick Brooks (LB)  
 1995 Danny Kanell (QB)  
 1997 Daryl Bush (LB)  
 2000 Chris Weinke (QB)  
 2001 Chris Hope (FS)

### NATIONAL FOOTBALL FOUNDATION POSTGRADUATE SCHOLARSHIP

2001 Chris Hope (FS)  
 2005 David Castillo (C)  
 2010 Christian Ponder (QB)

### ACC JAMES E. TATUM AWARD

*(Top Football Senior Student-Athlete)*  
 1996 Daryl Bush (LB)  
 2006 David Castillo (C)  
 2010 Christian Ponder (QB)

### ACC SCHOLAR ATHLETE AWARD

2001 Chris Weinke (QB)  
 2002 Chris Hope (FS)

### NACDA JOHN MCLENDON MINORITY POSTGRADUATE SCHOLARSHIP

2002 Chris Hope (FS)

### NCAA POSTGRADUATE SCHOLARSHIP

1980 Phil Williams (WR)  
 1987 David Palmer (ILB)  
 1990 Dave Roberts (TE)  
 1993 Ken Alexander (ILB)  
 1994 Derrick Brooks (OLB)  
 1995 Danny Kanell (QB)  
 2000 Chris Weinke (QB)  
 2005 David Castillo (C)

### NCAA ETHNIC MINORITY POSTGRADUATE SCHOLARSHIP

2006 David Castillo (C)



When Florida State takes the field in 2013, **4 Seminoles** will already have received their undergraduate degrees. Those Seminoles include:

### Summer '13 Graduates


- Dan Hicks - Interdisciplinary Social Sciences
- Henry Orelus - Interdisciplinary Social Sciences
- Jacob Fahrenkrug - Sociology
- Jacobbi McDaniel - Criminology
- Lonnie Pryor - Interdisciplinary Social Sciences
- Shayne Broxsie - Criminology



Jacobbi McDaniel

### Fall '13 Projected Graduates

- Bryan Stork - Interdisciplinary Social Sciences
- Chad Abram - Interdisciplinary Social Sciences
- Demonte McAllister - Criminology
- Gerald Demps - Interdisciplinary Social Sciences
- Jonathan Wallace - Sports Management
- Lamarcus Joyner - Sociology
- Phil Doumar - Finance & Risk Management
- Terrance Brooks - Interdisciplinary Social Sciences
- Willie Haulstead - Interdisciplinary Social Sciences



Shayne Broxsie

### Spring '14 Projected Graduates

#### Graduates

- Christian Jones - Interdisciplinary Social Sciences
- Kenny Shaw - Interdisciplinary Social Sciences
- Nigel Terrell - Criminology
- Telvin Smith - Interdisciplinary Social Sciences
- Holmes Onwunkaife - Interdisciplinary Social Sciences





Giving back to the community is more than a high priority at Florida State University. It is an integral part of the development of the student-athlete. Through the Athletic Department's Office of Student Services, student-athletes are encouraged to serve the community and participate in a program that focuses on life skills as well as personal, career and leadership development.



# COMMUNITY OUTREACH



## ACC Top Six for Service

Senior Anthony Porterfield was honored at last spring's Golden Nole awards banquet as one of FSU's ACC Top Six for Service recipients. He was a great example for his teammates with the amount and types of service he contributed to our local community. Of particular note was his dedication to the Miracle Sports League. He truly was an ambassador for the disabled athletes participating in football, baseball and soccer. He along with his five peers, averaged over 120 hours a piece over the course of the year.



The Top 6 for Service is awarded on each ACC campus annually. The criteria for this award are determined by each individual school recognizing student-athletes that have demonstrated outstanding community service and community relations. A Top 6 for Service award recipient is dedicated to serving others and have shown a passion for enriching the lives of others.

2013 PREVIEW  
2013 SEMINOLES  
COACHING STAFF  
2012 SEASON IN REVIEW  
THIS IS FSU  
HONORS  
SEMINOLES IN THE PROS  
RECORDS  
ADMINISTRATION





## Excellence On and Off the Field

The excellence FSU's student-athletes and athletic teams have displayed in the community this past year has once again been matched by their performance on the field. In 2013, Florida State finished 11th in the Division I Learfield Sports Director's Cup Standings marking the seventh straight year in which the Seminoles have finished in the top 15. Over the last five years, the Seminole Athletic Department has averaged a ninth-place finish in the annual standing including a string of three straight top 10 finishes (fifth in 2009-10, ninth in 2010-11 and fifth in 2011-12). FSU is the only athletics program that can say it has reached the post-season in 74 out of 76 opportunities the past four years.

## Hopkins is Golden Off the Field

Dustin Hopkins was recognized for a third straight year as the Golden Nole winner for the football program in 2013.

One of the great events held yearly at Florida State University is the Golden Nole Awards. Student-athletes get together as an entire group and are honored for the contributions they make on the field, in the classroom and in the community. The 19th annual Golden Nole Awards banquet in 2013 was hosted by the Student Athlete Advisory Council (S.A.A.C.) to honor the contributions Florida State student-athletes make that often go unnoticed but are never unappreciated.

Golden Nole honorees are chosen on a combination of factors which include athletic achievement, community service, attitude and dedication.



## Seminole Community Service BY THE NUMBERS

**14,030**

In the last two years, FSU athletic teams have performed 14,030 hours of community service. More than 1,000 student-athletes have contributed to that total.

**6,952.5**

Florida State athletic teams combined to provide 6,952.5 hours in service to the community in 2012-13. Ten teams completed over 200 hours each, while five teams exceeded the 500 hour mark. More than 450 student-athletes contributed in supporting such events as Across the State Relay, Dance Marathon, FCAT Encouragement (Leon County Schools), Ghazvini Learning Center, Palmer Munroe Teen Center, Red Ribbon Week (Drug Awareness/Say No to Drugs), Relay for Life, Smoke Free Florida (Campus Breathe Easy Initiative), Florida Disabled Outdoors Association (FDOA) Miracle Sports Seminole Showdown, Stomp Out Type II Diabetes and United Way (Days of Doing), to go along with others.

**1,462**

In 2012-13, the FSU football team completed 1,462 hours of community service, more than double the previous year's total. The team was one of nine teams in the FSU athletic department to reach 100 percent participation and one of five teams to complete more than 500 hours.

## Thompson Comes Back to Set Winning Example



Chris Thompson was honored with the Doc Fauls Award at the Golden Nole Banquet in 2013.

The Doc Fauls award, established in 1998, is an award that recognizes the senior Seminole Student-Athlete that has overcome the most adversity to participate in athletics for Florida State University.

As the Head Athletic Trainer at Florida State University from 1954-1986, Don Fauls had the opportunity to touch the lives of many. He consistently treated each and everyone in an honest, professional manner and was always willing to take the time to help the athletes through the physical and emotional pain that often came with participation in intercollegiate athletics.





EJ Manuel



Brandon Jenkins



Xavier Rhodes



Bjoern Werner



Vince Williams

***"No contest: Former Seminoles blow away the pack, finishing first by an 11 percent margin. Scouts say top athletes and emphasis on teaching fundamentals make the Seminoles great pros."***

- Wall Street Journal article, which selected FSU as the top school for producing the best NFL players.

# SEMINOLES IN THE PROS



Cornellius Carradine



Everett Dawkins



Nick Moody



Menelik Watson



Dustin Hopkins



Chris Thompson

## 2013 NFL DRAFT

Florida State led all schools with 11 Seminoles selected in the 2013 NFL Draft. EJ Manuel was the first of three first round selections as he was selected with the 16th overall pick by the Buffalo Bills. Manuel was joined in the first round by Bjoern Werner (24th pick, Indianapolis Colts) and Xavier Rhodes (25th pick, Minnesota Vikings). Rounding out the Seminoles' draft class were Cornellius Carradine (2nd Rd, San Francisco 49ers), Menelik Watson (2nd Rd, Oakland Raiders), Chris Thompson (5th Rd, Washington Redskins), Brandon Jenkins (5th Rd, Washington Redskins), Dustin Hopkins (6th Rd, Buffalo Bills), Nick Moody (6th Rd, San Francisco 49ers), Vince Williams (6th Rd, Pittsburgh Steelers) and Everett Dawkins (7th Rd, Minnesota Vikings). Three other Seminoles signed as free agents: Anthony McCloud (Minnesota Vikings), Lonnie Pryor (Jacksonville Jaguars) and Rodney Smith (Minnesota Vikings).



Lonnie Pryor



Anthony McCloud



Rodney Smith

2013 PREVIEW  
2013 SEMINOLES  
COACHING STAFF  
2012 SEASON IN REVIEW  
THIS IS FSU  
HONORS  
SEMINOLES IN THE PROS  
RECORDS  
FSU ADMINISTRATION



# SUPER BOWL CHAMP

Anquan Boldin (below) helped the Baltimore Ravens win Super Bowl XLVII hauling in six catches for 104 yards and a TD. In the 2012 NFL playoffs, Boldin totaled 22 catches for 380 yards and four touchdowns in four games.



Christian Ponder was the 12th overall pick by the Minnesota Vikings in the 2011 NFL Draft.

## ACC AND THE NFL

### 12

The ACC had 12 of the first 100 players chosen and 31 overall selections in the three days of the 2013 NFL Draft.

### 31

The SEC led all conferences in overall selections with 63 players chosen in the draft, followed by the ACC with 31 and Pac 12 with 28.

### MORE THAN 30

The 31 draftees in 2013 marked the ninth consecutive year the ACC has had 30 or more players chosen in the NFL Draft, a current streak only matched or exceeded by the SEC.

## 2013 Draftees by Conference

1. SEC	63
2. ACC	31
3. Pac-12	28
4. Big 12	22
5. Big East	21

## Draftees by School Since 2000

1. USC	85
2. Ohio State	84
3. Miami	83
4. Georgia	82
5. Florida State	77

## First Round Picks by School Since 2000

1. Miami	26
2. Florida State	18
3. USC	18
4. Ohio State	17
5. Alabama	16

## First Round Picks By Conference Since 2000

1. SEC	98
2. ACC	83
3. Big Ten	66

## First Round Picks By Conference Since 2004 ACC Expansion

1. SEC	82
2. ACC	60
3. Big 12	47
4. Big Ten	46
5. Pac 12	36



EJ Manuel

Xavier Rhodes

Bjoern Werner



## Seminole in the Pros A CLOSER LOOK

### 122

Since 1993, 122 Florida State Seminoles have been selected in the NFL Draft.

### 12

Seminole defensive linemen have been drafted in the last nine years, including four first round selections.

### TOP 3 ROUNDS

In 25 of the last 26 years, Florida State has had at least one player chosen in the top three rounds of the NFL Draft including 39 first round selections.

### 28 STRAIGHT

Florida State has had at least one player chosen in every NFL Draft since 1986, a span of 28 straight years.



# PROMINENT SEMINOLES



## LEE CORSO

Most people know **Lee Corso** as one of the star analysts for ESPN's College GameDay, but "Not so fast, my friend." Corso enjoyed a standout career as both a quarterback and defensive back for the Seminoles and also played on the FSU baseball and basketball teams. After graduating from Florida State in 1957, Corso ascended up the college coaching ranks, becoming the head coach of Louisville and Indiana before starting his successful broadcast career. He was presented with an honorary doctorate degree during spring commencement 2012.



## BUSTER POSEY

In three major league seasons with San Francisco, Posey had led the Giants to two World Series championships, named to two All-Star Games (2012 & 2013), garnered NL MVP honors in 2012, captured the 2012 MLB batting title and was named NL Rookie of the Year in 2010.



## WARRICK DUNN

**Warrick Dunn** enjoyed a stand out career at running back for Florida State and matched that success during a 12-year professional career with the Tampa Bay Buccaneers and Atlanta Falcons earning invitations to three Pro Bowls and rushing for 10,000 yards. Most impressive about Dunn is his community service. Warrick Dunn Charities have donated over 100 homes to needy families with a single parent. He was selected as the Outstanding Athlete in Service and Philanthropy for the 2011 Jefferson Awards for Public Service, a prestigious national presidential award honoring community and public service in America.



## SAM CASSELL

Three-time NBA champion **Sam Cassell** played two seasons for the Seminole men's basketball team, leading FSU to the Elite Eight in 1993, before starring in the NBA for 15 years where he averaged 18.9 ppg and 7.2 apg. Cassell is now an assistant coach with the Washington Wizards.



## RHODES SCHOLARS

FSU claims all three Rhodes Scholars from public universities in Florida since 2006. Pictured are former FSU football star Myron Rolle (2009 Rhodes Scholar), former FSU Student Body President Joe O'Shea (2008 Rhodes Scholar), former FSU track star Garrett Johnson (2006 Rhodes Scholar).



## JAKE OWEN

The country music star went from attending Florida State to singing about barefoot blue jean nights in sold out arenas in just a few short years. Since debuting on the country scene in 2006, **Jake Owen** has released three Top-10 albums.



# PROMINENT SEMINOLES



## SARA BLAKELY

The youngest woman ever to make Forbes magazine's list of billionaires nabbed a degree in communications from Florida State. In 2000, **Sara Blakely** invented Spanx. The shapewear company soon took off turning Blakely's \$5,000 investment into a whole lot more and making her one of the most respected young entrepreneurs in the world.



## CHERYL HINES

**Cheryl Hines** grew up in Tallahassee and attended Florida State before beginning a career in show business. Hines has acted, produced and directed, but is most known for her role as Larry David's wife in HBO's comedy series *Curb Your Enthusiasm*.



## MARTIN MAYHEW

Martin Mayhew is entering his fifth season as the general manager of the Detroit Lions. In just three years he turned the Lions from a winless squad in 2008 to a 10-6 playoff team in 2011. Mayhew spent nine seasons as a cornerback in the NFL before obtaining his law degree in 2000 from Georgetown's Law Center and joining the Lions front office in 2001. He graduated from Florida State in 1988 and was an Academic All-American for the Seminoles.



## JOHN THIEL

Head of Merrill Lynch  
Wealth Management



## MEG CROFTON

President Walt Disney  
Parks and Resort Operations,  
United States and France



## CHARLIE WARD

Heisman Trophy Winner



## BOB BOWMAN

Olympic Swimmer  
Michael Phelps' Coach



## BRIAN KELLEY

Former FSU baseball player Brian Kelley (above right) combines with Tyler Hubbard to form the country music duo Florida Georgia Line. In 2013, FGL has been named ACM's "New Vocal Duo or Group of the Year" and "New Artist of the Year." The duo has produced two No. 1 singles in "Cruise" and "Get Your Shine On."



## MACK BROWN

Texas Head Football Coach



## DEION SANDERS

NFL FOOTBALL HALL OF FAMER

## OTHER DISTINGUISHED SEMINOLES

NFL Man of the Year Derrick Brooks  
Heisman Trophy Winner Chris Weinke  
Pulitzer Prize Winner Ellen Taaffe Zwillich  
Fitness Expert Richard Simmons  
Florida Supreme Court Justice  
Raoul G. Cantero, III  
Basketball Hall of Famer Dave Cowens  
Olympian Walter Dix  
Actor Faye Dunaway  
Basketball Coach Hugh Durham  
Actor Paul Gleason  
Meteorologist Janice Huff  
Actor Traylor Howard  
MLB Manager Dick Howser  
Actor Nancy Kulp  
Actor Christine Lahti  
MLB Manager Tony LaRussa  
Tallahassee Mayor John Marks  
U.S. Senator Mel Martinez  
Actor Burt Reynolds  
Actor/Professor Tonea Stewart  
Actor Robert Ulrich  
Actor Sonny Shroyer  
North Carolina Senator Kay Hagan  
Running Expert and Olympian  
Jeff Galloway  
Actor and Comedian Allan Havey  
Doors Lead Singer Jim Morrison  
PGA Champion & Ryder Cup Captain  
Paul Azinger  
Lead Guitarist for rock bands Creed  
and Alter Bridge Mark Tremonti  
Grammy Award Winner Scott Stapp  
Football Hall of Famer Deion Sanders  
NFL Network Commentator Jamie Dukes  
Model/Athlete Gabrielle Reece  
PGA Golfer Jeff Sluman  
ESPN Analyst Lee Corso  
Rhodes Scholar Myron Rolle  
Academy Award Winning Writer Alan Ball  
Miss America 1997,  
Tara Dawn (Holland) Christensen  
Meteorologist Stephanie Abrams  
Fox News Channel Supreme Court  
Reporter Shannon Bream  
Starbucks Executive John Culver  
Pulitzer Prize Winner/Syndicated  
Columnist Kathleen Parker  
Astronaut Norm Thagard  
Astronaut Winston Scott  
Grammy Award Winner Rita Coolidge  
Stage Actress/Singer and Broadway Star  
Montego Glover  
Stage Actor and Broadway Star  
Davis Gaines  
ESPN Commentator Danny Kanell  
Berkshire Hathaway Investment Manager  
Todd Combs  
Oceanographer, Explorer, Author, and  
Lecturer Sylvia Earle  
Pulitzer Prize Winner/Author  
Adam Johnson  
Director National Hurricane Center,  
Rick Knabb







# 1993 NATIONAL CHAMPIONS



- Florida State put an exclamation point on its 1993 season by capturing the program's first National Championship with a dramatic, 18-16 victory over Nebraska in the Orange Bowl on January 1, 1994.
- The Seminoles closed the year with a 12-1 record and Florida State was the first team in eight years to open the season at No. 1 and go on to win the title.
- Senior quarterback Charlie Ward collected 20 national awards, including the Heisman Trophy, while leading the Seminoles to their long-awaited crown.
- FSU led the nation in scoring offense and defense, outscoring their 13 opponents by an average of 34 points per game.



2013 PREVIEW  
2013 SEMINOLE COACHING STAFF  
2012 SEASON IN REVIEW  
THIS IS FSU  
HONORS  
SEMINOLE RECORDS  
ADMINISTRATION



## 1993 National Champions BY THE NUMBERS

### STATISTICAL LEADERS

PASSING LEADERS					
Name	Att.	Comp.	Yds.	Int.	TD
Charlie Ward	380	264	3032	4	27
Danny Kanell	49	36	499	0	7

RUSHING LEADERS			
Name	Att.	Yds.	TD
Sean Jackson	134	866	5
Warrick Dunn	68	539	4


RECEIVING LEADERS			
Name	Rec.	Yds.	TD
Kez McCorvey	74	966	6
Matt Frier	45	598	3
Tamarick Vanover	45	542	3
Kevin Knox	42	575	7

### 1993 SCHEDULE & RESULTS

Date	Opponent	W/L	Score
Aug. 28	vs. Kansas	W	42-0
Sept. 4	at Duke	W	45-7
Sept. 11	Clemson	W	57-0
Sept. 18	at UNC	W	33-7
Oct. 2	Georgia Tech	W	51-0
Oct. 9	Miami	W	28-10
Oct. 16	Virginia	W	40-14
Oct. 30	Wake Forest	W	54-0
Nov. 6	at Maryland	W	49-20
Nov. 13	at Notre Dame	L	31-24
Nov. 20	N.C. State	W	62-3
Nov. 27	at Florida	W	33-21
Jan. 1, 1994	Nebraska (Orange Bowl)	W	18-16

### COACHING STAFF

Head Coach:	Bobby Bowden
Asst. Head Coach/Defensive Line:	Chuck Amato
Defensive Coordinator/Defensive Backs:	Mickey Andrews
Inside Linebackers:	Wally Burnham
Receivers:	John Eason
Outside Linebackers:	Jim Gladden
Offensive Line:	Jimmy Heggins
Quarterbacks:	Mark Richt
Offensive Coordinator/Offensive Line:	Brad Scott
Running Backs:	Billy Sexton
Recruiting Coordinator:	Ronnie Cottrell
Strength and Conditioning:	Dave Van Halanger








# 1999 NATIONAL CHAMPIONS

- The 1999 Florida State football team became the first in the history of the Associated Press poll to go wire-to-wire as the No. 1 team in the nation. The Seminoles completed their 12-0 campaign with a thrilling 46-29 Sugar Bowl victory over Virginia Tech on January 4, 2000.
- Not only did coach Bobby Bowden lead the Seminoles down a path no other team had traveled – wire-to-wire at No. 1 – he also recorded the first perfect season of his career. Along the way, Bowden picked up his 300th career victory.



## 1999 National Champions BY THE NUMBERS

### STATISTICAL LEADERS

#### PASSING LEADERS

Name	Att.	Comp.	Yds.	Int.	TD
Chris Weinke	377	232	3103	14	25
Marcus Outzen	26	12	169	1	1

#### RUSHING LEADERS

Name	Att.	Yds.	TD
Travis Minor	180	856	7
Jeff Chaney	43	172	2

#### RECEIVING LEADERS

Name	Rec.	Yds.	TD
Peter Warrick	71	934	8
Ron Dugans	43	644	3

### 1999 SCHEDULE & RESULTS

Date	Opponent	W/L	Score
Aug. 28	Louisiana Tech	W	41-7
Sept. 11	Georgia Tech	W	41-35
Sept. 18	NC State	W	42-11
Sept. 25	at North Carolina	W	42-10
Oct. 2	vs. Duke (Jacksonville, Fla.)	W	51-23
Oct. 9	Miami	W	31-21
Oct. 16	Wake Forest	W	33-10
Oct. 23	at Clemson	W	17-14
Oct. 30	at Virginia	W	35-10
Nov. 13	Maryland	W	49-10
Nov. 20	at Florida	W	30-23
Jan. 4	vs. Virginia Tech (New Orleans, La.)	W	46-29

### COACHING STAFF

Head Coach:	Bobby Bowden
Asst. Head Coach/Linebackers:	Chuck Amato
Defensive Coord./Defensive Backs:	Mickey Andrews
Wide Receivers:	Jeff Bowden
Defensive Ends:	Jim Gladden
Defensive Line:	Odell Haggins
Offensive Line:	Jimmy Heggins
Tight Ends/Recruiting Coord.:	John Lilly
Offensive Coord./Quarterbacks:	Mark Richt
Running Backs:	Billy Sexton
Strength and Conditioning:	Dave Van Halanger



2013 PREVIEW  
2013 SEMINOLES  
2012 SEASON IN REVIEW  
COACHING STAFF  
THIS IS FSU  
HONORS  
SEMINOLES IN THE PROS  
RECORDS  
ADMINISTRATION  
FSU





# BOBBY BOWDEN FIELD AT DOAK CAMPBELL STADIUM



## Doak Campbell Stadium A CLOSER LOOK

### TOP SINGLE SEASON HOME ATTENDANCES

NO.	YEAR	GAMES	TOTAL	AVERAGE
1.	2006	8	644,256	80,532
2.	2008	7	545,773	77,967
3.	2011	7	544,893	77,841
4.	2012	7	529,208	75,601
5.	2003	6	498,895	83,150
6.	2004	6	497,047	82,841
7.	2005	6	496,343	82,724
8.	2002	6	490,598	81,766
9.	2001	6	488,645	81,441
10.	2000	6	484,985	80,830

### FLORIDA STATE'S LARGEST ROAD ATTENDANCES

NO.	ATTENDANCE	YEAR	OPPONENT
1.	106,145	1991	at Michigan
2.	105,578	1986	at Michigan
3.	90,907	2009	at Florida
4.	90,798	2011	at Florida
5.	90,669	2005	at Florida
6.	90,664	2007	at Florida
7.	90,407	2003	at Florida
8.	89,491	1982	at Ohio State
9.	87,158	1981	at Ohio State
10.	86,200	1999	at Clemson

### STADIUM CAPACITIES SINCE 1950

YEARS	CAPACITY
1950-53	15,000
1954-60	19,000
1961-63	25,000
1964-77	40,500
1978-79	47,413
1980-81	51,094
1982-84	55,246
1985-91	60,519
1992	70,123
1993	72,589
1994	75,000
1995	77,500
1996-2000	80,000
2001-2002	82,000
2003-present	82,300



2013 PREVIEW  
 2013 SEMINOLES  
 COACHING STAFF  
 2012 SEASON IN REVIEW  
 THIS IS FSU  
 HONORS  
 SEMINOLES IN THE PROS  
 RECORDS  
 FSU ADMINISTRATION





## STADIUM FACTS

2013 Capacity:	82,300
Surface:	419 Tiftway Bermuda
Location:	Pensacola Street & Stadium Drive
First Game:	October 7, 1950
Opponent:	Randolph-Macon
Score:	Florida State 40, Randolph Macon 7
All-Time Doak Record:	266-87-4 (.751)

## 15,000-84,392

From a maximum capacity of 15,000 in 1953 to a record crowd of 84,392 in 2011 against Oklahoma, Doak S. Campbell Stadium has risen along with the Florida State football program to the top of the college football ladder.

## NOV. 20, 2004

In a special ceremony prior to the Florida game on November 20, 2004, the home of Florida State football took on a meaning even more special when Bobby Bowden Field was dedicated. Now, with numerous additions to enhance the gameday experience, Seminole fans are treated to one of college football's greatest venues.

## SOUTH ENDZONE

The south end zone houses the Florida State University School of Hospitality, where students in the program receive hands-on experience in various aspects of the food and beverage industry. The multi-level facility includes a restaurant and a sports grill on the top floor that gives a breathtaking panoramic view of Bobby Bowden Field at Doak Campbell Stadium.

## NORTH ENDZONE

The north end zone, which consisted of wood bleachers until the 1994 season kicked off, is topped by the offices of the football coaches. The offices are just part of the Daisy Parker Flory wing of the Moore Athletic Center which includes a number of amenities for the football staff. An even more drastic change came to completion in June of 2005 when the athletics department offices moved back into the newly rebuilt Moore Center.

## THE LAST 154

The Seminoles have been formidable at home. In their last 154 home games — since the start of the 1988 season — the Seminoles are 130-23-1. The bulk of those games came with Bobby Bowden leading the team. Over his 34-year career the Seminoles posted a 166-33-2 home record — an .831 winning percentage. That includes an astonishing 56-1-1 record at home in the 1990s and the start of a 54-game unbeaten streak (53-0-1) which began in 1992 and stretched through the first two games of the 2001 season.

## 200 &amp; 300

Bowden's 200th career victory came on Oct. 27, 1990, as FSU routed Louisiana State, 42-3, in Tallahassee. In 2007, Bowden won his 300th game at FSU on the field that bears his name with a 24-16 win over Maryland.

## 260 &amp; COUNTING

The 'Noles are 266-87-4 all-time (.751) at Doak and 274-91-4 (.754) as the home team, which includes three seasons — 1947-49 — when they played their home games at Centennial Field. FSU was 8-4 at the downtown Tallahassee site, including 8-0 in coach Don Veller's first two seasons.

## OCT 7, 1950

Doak Campbell Stadium opened on Oct. 7, 1950, with Florida State celebrating a 40-7 victory over Randolph-Macon. Since then, millions of fans have passed through the gates.

## DOAK S. CAMPBELL STADIUM'S TOP 25 CROWDS

NO	ATT	YEAR	OPPONENT	FSU	OPP
1.	84,392	2011	Oklahoma	13	23
2.	84,347	2005	Miami	10	7
3.	84,336	2003	Miami	14	22
4.	84,223	2004	Florida	13	20
5.	84,155	2004	Virginia	36	3
6.	84,106	2002	Notre Dame	24	34
7.	83,938	2002	Florida	31	14
8.	83,912	2005	NC State	15	20
9.	83,854	2003	NC State	50	44
10.	83,717	2005	Syracuse	38	14
11.	83,538	2004	Clemson	41	22
12.	83,524	2009	USF	7	17
13.	83,510	2006	Clemson	20	27
14.	83,507	2006	Florida	14	21
15.	83,294	2003	Colorado	47	7
16.	83,237	2008	Florida	15	45
17.	83,231	2012	Clemson	49	37
18.	83,043	2006	Boston College	19	24
19.	83,042	2000	Florida	30	7
20.	82,885	2003	Maryland	35	10
21.	82,836	2001	Miami	27	49
22.	82,804	2006	Virginia	33	0
23.	82,728	2007	Miami	29	37
24.	82,708	2004	UNC	38	16
25.	82,626	2005	Maryland	35	27





# “ROUND HERE”

## THE GARNET & GOLD STANDARD

Game weekends in Tallahassee can make for a legendary and exciting experience. Fridays before home games serve as primers for “College Football Saturdays in the South” giving Seminole fans from all over their first chance to come together as one. From stadium tours, downtown activities, FSU’s Friday Night Block Party and other activities centered around ‘Nole game weekends, “Round Here” FSU has made it a Garnet & Gold Standard in creating one of the best college football atmospheres in the country.

### Any Given Saturday

Hours before games, students and fans crowd onto the Florida State campus, filling parking lots, the intramural fields and Langford Green to tailgate and enjoy fellowship in getting ready for the big game at Bobby Bowden Field at Doak Campbell Stadium. Gameday experiences the last two seasons has been enhanced with visits from ESPN’s College GameDay – a true testament to FSU’s reputation for one of the best environments in all of college football.



### Chop It

Bring your best “chop” upon your arrival in Tallahassee. Fans decked out in Garnet and Gold attire often break out into spontaneous performances of the “Warchant” and the “FSU Fight Song,” as well as the famous F-L-O-R-I-D-A-S-T-A-T-E chants while using their arm to emulate a Tomahawk Chop.



### CollegeTown at Madison St.

In 2013, Tallahassee becomes home to a brand new entertainment district, CollegeTown, located just two blocks from campus. Featuring a handful of restaurants, live music venues and other attractions, CollegeTown is destined to become the heart of game day thanks to the efforts of Seminole Boosters and the City of Tallahassee.



2013 PREVIEW  
 2013 SEMINOLE COACHING STAFF  
 2012 SEASON IN REVIEW  
 THIS IS FSU  
 HONORS  
 SEMINOLE RECORDS  
 FSU ADMINISTRATION





2013 PREVIEW  
 2013 SEMINOLES  
 COACHING STAFF  
 2012 SEASON IN REVIEW  
 THIS IS FSU  
 HONORS  
 SEMINOLES IN THE PROS  
 RECORDS  
 ADMINISTRATION  
 FSU



### FRIDAY NIGHT BLOCK PARTY

The Florida State community gets rockin' on Friday nights during home weekends. The Friday Night Block Party - the official tailgate event of FSU football - features live music, onsite vendors and special appearances from 5-10 p.m. at Kleman Plaza in downtown Tallahassee. Recent acts that have kicked off the fall and spring football weekends include Jake Owen, Justin Moore, Lee Brice, Florida Georgia Line, Thomas Rhett, Easton Corbin and Parmalee. Another solid lineup is on tap for the 2013 season.



### The Marching Chiefs

Recognized as the "band that never lost a halftime" by Sports Illustrated, the Chiefs have performed for audiences at the International Trade Fair in Damascus and for the World Football League in London. In addition, the Chiefs perform at all home and select away football games as well as the annual post-season bowl game. Approximately two hours prior to kickoff on home game days, the Chiefs give a live performance, dubbed a "Skull Session," on Mike Martin Field inside Dick Hower Stadium.





# OSCEOLA & RENEGADE

## THE BEST NCAA FOOTBALL TRADITION IN THE COUNTRY

Arguably the greatest spectacle in college football unfolds moments before kickoff at Doak Campbell Stadium when **Osceola** charges down the field atop **Renegade**, a beautiful Appaloosa, and plants a flaming spear at midfield prior to each home game.

The tradition was born on September 16, 1978, when a student led the football team from the tunnel, riding a horse as the Seminoles headed into battle against Oklahoma State. Jim Kidder and Reo were the original Osceola and Renegade. Since then, five different Renegades and 15 different riders have made the ride and planted the spear, which brings the game day crowd to its feet. **Incoming Osceola Will Miller** will be the 16th different rider, once he plants the spear in the 2013 home opener.

Bill Durham trained the riders and horses for 20 years before passing the honor and responsibility along to his son, Allen, who was a rider from 1992-1994. The clothing and rigging used by Osceola and Renegade are designed for authenticity and approved by the Seminole Indian Tribe of Florida.

Prior to the 2011 season, ESPN's SportsNation voted Osceola and Renegade the best NCAA Football Tradition in the country. A framed rendering of the spear plant was presented to Bill and Allen Durham during the Oklahoma game on Sept. 17, 2011. That rendering resides in the Moore Athletics Center.

## RENEGADES

Renegade I	1978
Renegade II	1979-89
Renegade III	1989-99
Renegade IV	1999-02, 2005-06
Renegade V	2003-04, 2007-present




## OSCEOLAS

1.	Jim Kidder	Jacksonville, FL	1978-79
2.	David Mays	Tallahassee, FL	1980-81
3.	David Williams	Tallahassee, FL	1982
4.	Jeff Ereckson	Tallahassee, FL	1983-84
5.	Greg Ereckson	Tallahassee, FL	1985-86
6.	Jim Fairfield	Bradenton, FL	1987-88
7.	Tom Sawyer	W. Palm Beach, FL	1989-91
8.	Allen Durham	Tallahassee, FL	1992-94
9.	Andy Taylor	Laurel, MS	1995-96
10.	Jason Mork	Tallahassee, FL	1997
	Alumni Riders		1998
11.	Daniel Kennerly	Bunnell, FL	1999
12.	Lincoln Golike	Pilot Point, TX	2000-03
13.	Josh Halley	Chipley, FL	2004-07
14.	Chris Gannon	Palm Beach, FL	2008
15.	Drake Anderson	Calera, AL	2009-12

2013 PREVIEW  
SEMINOLES  
2013 SEMINOLE  
COACHING STAFF  
2012 SEASON IN REVIEW  
THIS IS FSU  
HONORS  
SEMINOLES IN THE PROS  
RECORDS  
FSU ADMINISTRATION



# SOD CEMETERY



Florida State's sod cemetery holds chunks of the field from great Seminole road wins.

## 7

Spanning over seven decades, "sod games" and the Florida State University Sod Cemetery have been a rich part of the Seminoles college football history, commemorating many of the greatest victories.

## 1962

In 1962, as the Seminoles completed their Thursday practice in preparation to face Georgia at Sanford Stadium, Dean Coyle Moore – a long-time professor and member of FSU's athletic board – issued a challenge: "Bring back some sod from between the hedges at Georgia."

## OCT. 20 - FSU 18, GEORGIA 0

On Saturday, October 20, the Seminoles scored an 18-0 victory over the favored Bulldogs. Team captain Gene McDowell pulled a small piece of grass from the field, which was presented to Moore at the next football practice. Moore and FSU coach Bill Peterson had the sod buried on the practice field as a symbol of victory. A monument was placed to commemorate the triumph and the tradition of the sod game was born.

## ON THE ROAD: UNDERDOG, UF, ACC TITLE, BOWLS

Before leaving for all road games in which Florida State is the underdog, all road games at the University of Florida and all ACC championship and bowl games, Seminole captains gather their teammates to explain the significance of the tradition. Victorious captains return with a piece of the opponent's turf to be buried in the Sod Cemetery inside the gates of the practice field.

Away from home and against the odds, Florida State sod games represent the most difficult battles on the football field. The Sod Cemetery stands as a tribute to those triumphs, to be enjoyed by the Seminole faithful.

Year	Opponent	Score	Site
1962	Georgia	18-0	Sanford Stadium
	Georgia Tech	14-14	Grant Field
	Auburn	14-14	Cliff Hare Stadium
1963	Miami	24-0	Orange Bowl
1964	Georgia	17-14	Sanford Stadium
	Texas Christian	10-0	Amon G. Carter Stadium
	Miami	14-0	Orange Bowl
1965	Oklahoma	36-19	Gator Bowl
1966	Miami	23-20	Orange Bowl
	Texas Tech	42-33	Jones Stadium
	South Carolina	32-10	Carolina Stadium
1967	Alabama	37-37	Legion Field
	Memphis State	27-7	Memphis Memorial Stadium
	Texas A&M	19-18	Kyle Field
	Florida	21-16	Florida Field
	Penn State	17-17	Gator Bowl
1968	NC State	48-7	Carter Stadium
	South Carolina	35-28	Carolina Stadium
	Houston	40-20	Gator Bowl
1969	Miami	19-14	Orange Bowl
	Virginia Tech	10-10	Lane Stadium
1970	South Carolina	21-13	Carolina Stadium
	Miami	27-3	Orange Bowl
1976	Boston College	28-9	Alumni Stadium
	North Texas State	21-20	Fouts Field
1977	Oklahoma State	25-17	Lewis Field
	Florida	34-9	Florida Field
	Texas Tech	40-17	Tangerine Bowl
1978	Syracuse	28-0	Archbold Stadium
1979	Arizona State	31-3	Sun Devil Stadium
	Louisiana State	24-19	Tiger Stadium
	Florida	27-16	Florida Field

Year	Opponent	Score	Site
1980	Louisiana State	16-0	Tiger Stadium
	Nebraska	18-14	Memorial Stadium
1981	Ohio State	36-27	Ohio Stadium
	Notre Dame	19-13	Notre Dame Stadium
1982	Miami	24-7	Orange Bowl
	Ohio State	34-17	Ohio Stadium
	West Virginia	31-12	Gator Bowl
1983	Arizona State	29-26	Sun Devil Stadium
	Louisiana State	40-35	Tiger Stadium
	North Carolina	28-3	Peach Bowl
1984	Miami	38-3	Orange Bowl
	Arizona State	52-44	Sun Devil Stadium
	Georgia	17-17	Citrus Bowl
1985	Nebraska	17-13	Memorial Stadium
	Oklahoma State	34-23	Gator Bowl
1986	Indiana	27-13	All-American Bowl
1987	Michigan State	31-3	Spartan Stadium
	Auburn	34-6	Jordan-Hare Stadium
1988	Florida	28-13	Florida Field
	Nebraska	31-28	Fiesta Bowl
1989	Clemson	24-21	Clemson Memorial Stadium
	Auburn	13-7	Sugar Bowl
1990	Florida	24-17	Ben Hill Griffin Stadium
	Nebraska	41-17	Fiesta Bowl
1990	Penn State	24-17	Blockbuster Bowl
1991	Michigan	51-31	Michigan Stadium
	Texas A&M	10-2	Cotton Bowl
1992	Clemson	24-20	Clemson Memorial Stadium
	Georgia Tech	29-24	Bobby Dodd Stadium/Grant Field
	Nebraska	27-14	Orange Bowl
1993	Florida	33-21	Ben Hill Griffin Stadium
	Nebraska	18-16	Orange Bowl (National Championship)

Year	Opponent	Score	Site
1994	Notre Dame	23-16	Citrus Bowl
	Florida	23-17	Sugar Bowl
1995	Notre Dame	31-26	Orange Bowl
1997	North Carolina	20-3	Kenan Stadium
	Ohio State	31-14	Sugar Bowl
1999	Florida	30-23	Ben Hill Griffin Stadium
	Virginia Tech	46-29	Sugar Bowl (National Championship)
2001	Virginia Tech	30-17	Gator Bowl
2003	Florida	38-34	Ben Hill Griffin Stadium
2004	West Virginia	30-18	Gator Bowl
2005	Boston College	28-17	Alumni Stadium
	Virginia Tech	27-22	Alltel Stadium (ACC Championship)
2006	Miami	13-10	Dolphin Stadium
	UCLA	44-27	Emerald Bowl
2007	Boston College	27-17	Alumni Stadium
2008	Miami	41-39	Land Shark Stadium
	Maryland	37-3	Byrd Stadium
	Wisconsin	42-13	Champ Sports Bowl
2009	Brigham Young	54-28	LaVell Edwards Stadium
	North Carolina	30-27	Kenan Stadium
	Wake Forest	41-28	BB&T Field
2010	West Virginia	33-21	Gator Bowl
	Miami	45-17	Sun Life Stadium
2011	South Carolina	26-17	Chick-fil-A Bowl
	Florida	21-7	Ben Hill Griffin Stadium
2012	Notre Dame	18-14	Champs Sports Bowl
	Georgia Tech	21-15	Bank of America Stadium (ACC Championship)
	Northern Illinois	31-10	Orange Bowl

\*Sod game victories listed.





2013 PREVIEW  
 2013 SEMINOLE  
 COACHING STAFF  
 2012 SEASON IN REVIEW  
 THIS IS FSU  
 HONORS  
 SEMINOLE IN THE PROS  
 RECORDS  
 FSU ADMINISTRATION



### ACC CHAMPS

In 2012-13, Florida State saw four teams win ACC titles. The FSU football team won the ACC Championship for the first time since 2005. The Seminole women's cross country, volleyball and men's outdoor track & field teams also captured league championships.

# FSU ATHLETICS

### WINNING ON AND OFF THE FIELD

Since 2008, Florida State teams and student-athletes have been winning on and off the field.

CATEGORY	2008	2009	2010	2011	2012	2013	TOTAL
Indiv Natl Champs	9	10	1	8	1		29
Natl Player of the Year	3	1		1	1		6
Player of the Year	6	11	12	11	13		53
Natl Rookie Of The Year		1		1			2
Rookie Of The Year	1	5	1	3	5	2	17
Natl Coach Of The Year	1	2			2		5
Reg Coach Of The Year	1	5	4	3	8	9	30
ACC Coach Of The Year	1	7	3	3	5	4	23
All-America 1st Team	23	37	35	41	48	38	222
All-America 2nd Team	3	14	6	17	19	13	72
All-Americans Total	38	72	55	66	85	63	379
All-Region/District	23	21	21	14	29	30	138
All-ACC	47	80	79	80	94	118	498
Indiv ACC Champs	11	21	28	24	21	32	137

#### ACADEMIC

ACC Post Grad Scholarships	3	3	3	4	3	3	19
CoSIDA Academic All-America	1	5	4	4	5	3	22
CoSIDA Academic District 1st Team	10	6	5	7	13	11	52
CoSIDA Academic District 2nd Team	3	5	2	4	1		15
CoSIDA Academic District 3rd Team		4	3		1		8
CoSIDA Acad. Athlete of The Year	1				1		2
All-ACC Academic	12	70	84	86	68	85	405
Student Athlete of The Year		1	7	5	5	6	24

#### TEAM HONORS

Team Natl Champs	1						1
Natl Runners Up	3	1	1	3			8
Final Four	3	3	2		6	2	16
NCAA Postseason	15	13	19	19	18	18	102
ACC Champions	4	5	4	4	5	4	26

### AT THE TOP OF ITS GAME

Highlighted by on-field and in-classroom triumphs, the Florida State Athletics Department experienced another banner year in 2012-13. Florida State finished 11th in the annual Learfield Sports Directors' Cup that measures the overall success of each institution's athletic programs. Florida State has finished in the Top 15 of the Director's Cup standings in each of the last seven years, and joins Stanford, Florida, UCLA, Texas and fellow ACC school North Carolina as the only athletic departments to place in the Top 12 over the last three years. Over the last five years beginning with the 2008-09 academic year, the Seminole Athletic Department has averaged a ninth-place finish in the annual standings (15th in 2008-09, fifth in 2009-10, ninth in 2010-11, fifth in 2011-12 and 11th in 2012-13).



As one of only six schools in the nation to finish in the top 15 of the Directors' Cup the last seven years, all 20 of FSU's sports -- its coaches and student-athletes, included -- are used to yearly success. And this past season was certainly no different.

### ONE OF THE BEST

No program in the country can claim the same wide-spread success as the 'Noles. With at least 19 of the 20 teams punching tickets for NCAA play for the fourth year in a row in 2012-13, FSU is the only athletics program that can say it has reached the post-season in 74 out of 76 opportunities the past four years.

Included in those post-season trips was a women's soccer squad that advanced all the way to the College Cup in late November. A short time later, the women's indoor volleyball team advanced to the second round of the NCAA Tournament in December and the football team captured its first BCS Bowl victory since the 1999 national championship team beat Virginia Tech in the Sugar Bowl. The end of the fall semester also saw the women's and men's cross country teams finish fourth and fifth nationally, respectively.

In the spring, the women's sand volleyball team advanced to its sport's final four and the softball and baseball teams both made it to NCAA Super Regional play. The women's basketball team advanced to the second round, too, and in track and field, the men's and women's outdoor teams finished ninth and tied for 29th at the national championships, respectively.

### WINNING IN THE ACC

The 'Noles also made some noise in the Atlantic Coast Conference, too. In 2012-13, Florida State won a combined six ACC regular-season or tournament championships with league titles going to the football, women's soccer, women's cross country, women's indoor volleyball and men's outdoor track and field teams.

### TOP NOTCH COACHES

On an individual level, women's soccer coach Mark Krikorian, softball coach Lonni Alameda, women's cross country coach Karen Harvey and men's and women's track and field coach Bob Braman were all named ACC Coach of the Year in their sports. Men's tennis coach Dwayne Hultquist also achieved ITA Southeast Region Coach of the Year honors.

### 'NOLE WORTHY

Defensive end Bjoern Werner earned consensus All-American honors and was named the ACC Defensive Player of the Year while cornerback Ronald Darby was named the ACC Defensive Rookie of the Year. Kicker Dustin Hopkins also etched his name in the record books as he became the NCAA's all-time leading scorer among kickers. The football team also had 11 players selected in the 2013 NFL Draft -- an FSU school record for most picks in one year.

The women's basketball team produced a league-high and school-record three All-ACC First Team selections and Chasity Clayton took home the conference's sixth player of the year award. Softball's Lacey Waldrop became the program's first All-American since Sarah Hamilton in 2009.

On the volleyball court, Ashley Neff was named the ACC Player of the Year and Violah Lagat was also recognized as the league's top performer in women's cross country. Sprinter Dentarius Locke was named the ACC Men's Outdoor Track Performer of the Year.

Baseball's DJ Stewart was also recognized as a freshman All-American and men's golf's Hank Lebioda was named ACC Freshman of the Year. Sage Watson claimed ACC Freshman of the Year for women's outdoor track and field.

In total, 31 different FSU student-athletes were named All-Americans in their sport and 52 received All-ACC honors.

The 'Noles also dominated in the classroom as five student-athletes -- Jakub Zivec (men's cross country), Gage Smith (baseball), Kelly Hensley (softball), Amanda Winslow (women's indoor and outdoor track) and Michael Fout (men's outdoor track) -- were each named ACC Scholar Athletes of the Year. Women's soccer's Tiana Brockway, men's tennis' Andres Bucaro and women's swimming and diving's Kristine Polley each earned an ACC postgraduate scholarship.



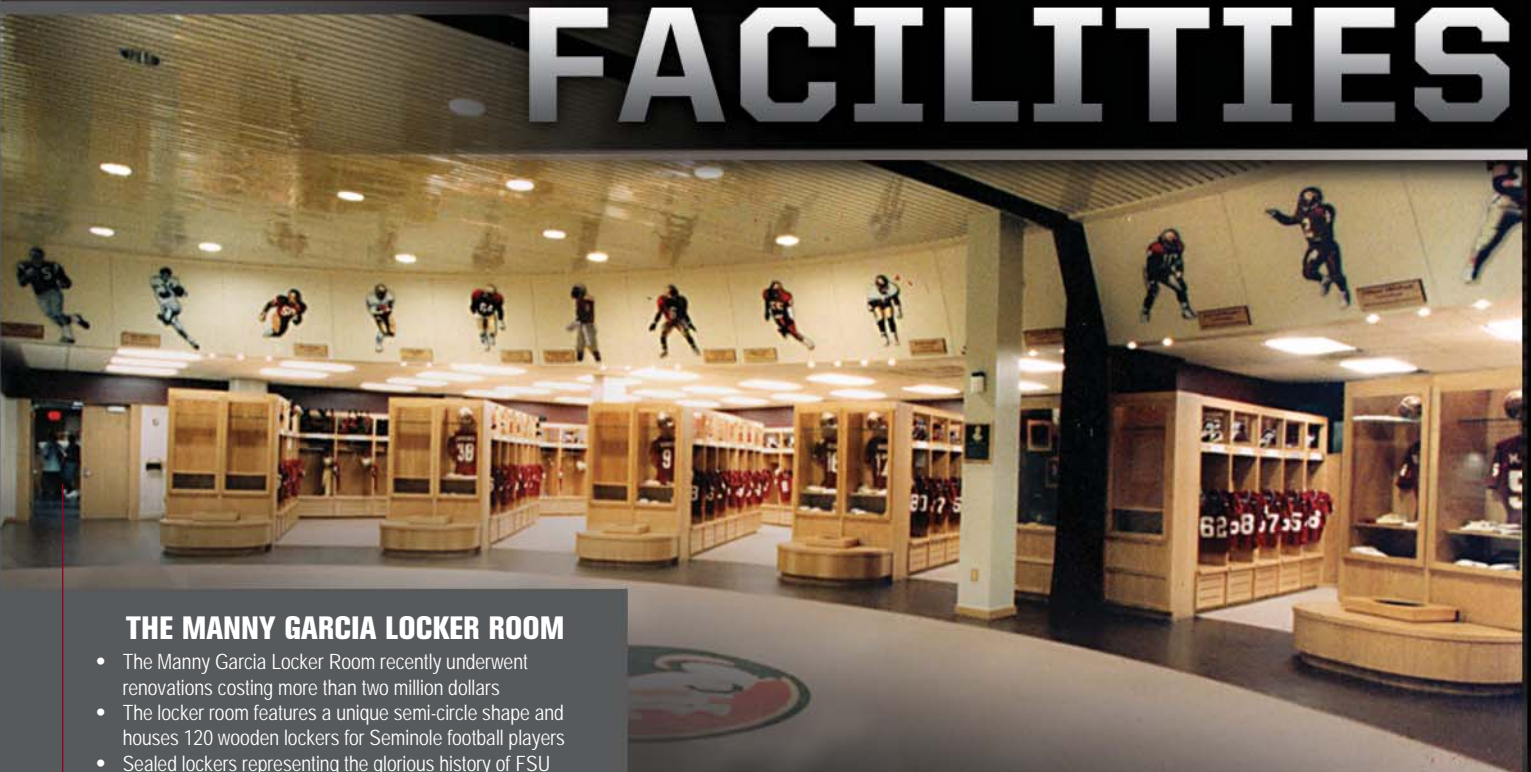
# FIRST-CLASS FACILITIES

2013  
PREVIEW2013  
SEMINOLES2012 SEASON  
COACHING  
STAFF2012 SEASON  
IN REVIEWTHIS IS  
FSU

HONORS

SEMINOLES  
IN THE PROS

RECORDS

FSU  
ADMINISTRATION

## THE MANNY GARCIA LOCKER ROOM

- The Manny Garcia Locker Room recently underwent renovations costing more than two million dollars
- The locker room features a unique semi-circle shape and houses 120 wooden lockers for Seminole football players
- Sealed lockers representing the glorious history of FSU football are featured all around the facility
- FSU's consensus All-Americans are also honored throughout the locker room

### Sealed Lockers

The retirement (or permanent sealing) of lockers in the Florida State locker room began after Deion Sanders' senior season in 1988. The criterion for locker retirement allows only the dressing area of a two-time consensus All-American and/or Heisman Trophy winners to be retired. Ron Simmons (1979-80), Sanders (1987-88), Marvin Jones (1991-92), Derrick Brooks (1993-94), Sebastian Janikowski (1998-99), Peter Warrick (1998-99) and Alex Barron (2003-04) have had their lockers sealed as two-time consensus All-Americans while Heisman Trophy winners Charlie Ward (1993) and Chris Weinke (2000) have had their lockers forever retired. The lockers are encased in glass with the player's final home uniform and gear intact right down to the sweat bands.

## THE MOORE ATHLETICS CENTER

- Renovations completed in 2004 to the four story home for Florida State's Department of Athletics.
- State-of-the-art building includes the football locker room, weight room, athletic training and rehab facility, tutorial and study hall space, multi-purpose theatre for team meetings, press conferences and symposiums, classrooms and a dining facility with a full service kitchen and a mailroom.
- Hub of life for FSU's 400-plus student-athletes.
- Home to the athletics administration and support staff housing the executive staff, business office, computer information services, coaches' video, Seminole Productions, college of communication faculty offices and student edit rooms, academic support, student services, compliance, sports information, digital media, marketing and promotions, facilities and event management.
- Main level showcases Florida State's talented student-athletes with wall-to-wall vibrant memories of historic Seminole seasons and athletic achievements, including the 1993 and 1999 football national championships.
- Designated space for athletic-training curriculum and a studio provided for the College of Communication students to gain hands on experience producing work for Seminole athletics.







2013 PREVIEW  
2013 SEMINOLES  
COACHING STAFF  
2012 SEASON IN REVIEW  
THIS IS FSU  
HONORS  
SEMINOLES IN THE PROS  
RECORDS  
FSU ADMINISTRATION



# ALBERT J. DUNLAP ATHLETIC TRAINING FACILITY







Al and Judy Dunlap



### ALBERT J. DUNLAP ATHLETIC TRAINING FACILITY

Florida State unveils its brand-new indoor practice facility in 2013, which will now allow the Seminoles to practice year-round in state-of-the-art championship facilities without disruptions from inclement weather conditions. The nearly \$15-million, 92,000-square-foot facility features a 120-yard artificial turf field with a 2,000-square-foot training room, rehab area and storage space. The facility is climate controlled and includes platforms that will allow for multiple video angles to be shot during practices. The field resembles Bobby Bowden Field inside Doak Campbell Stadium and includes garnet end zones.


FSU's two full-size natural turf fields outside of the facility also were updated and feature a new tower between fields for video and viewing purposes. The entire project was funded by donations, including the \$5 million pledge by Al and Judy Dunlap in Feb. 2011.



### Groundbreaking

Florida State officials broke ground on the Albert J. Dunlap Athletic Training Facility during a ceremony on the morning of Nov. 24, 2012, a few hours before the Seminoles hosted Florida at Doak Campbell Stadium. Just a few feet away from the stadium, school administrators, members of Seminole Boosters, Inc., and key contributors donned gold hard hats and picked up garnet shovels to signify the groundbreaking of the \$15-million project and FSU's commitment to excellence. Actual work on the new facility began immediately after FSU's final ACC Championship game preparation on Nov. 29.





# STRENGTH & CONDITIONING

## THE ROGER HOLLER CHAMPIONS TRAINING COMPLEX

The Florida State Seminoles train out of the Seminole Strength and Speed Complex. The state of the art facility includes a 14,700 square foot weight room, 5,000 additional square feet of complex training area, 24 self-contained powerlift work stations, a cutting edge video/audio system and over 80 pieces of customized free weight and selectorized machines.

Certified Strength and Conditioning Coaches operate the Seminole Strength and Speed Complex. The coaches design individualized programs that include a regiment of strength training, power development, linear and lateral speed enhancement, mobility and endurance. Before a program is designed all student-athletes are put through a battery of tests to identify strengths and weaknesses.

Once testing is completed a computer-generated program is assigned to the student-athlete. A coach will guide the student-athlete through the program daily and progress will be monitored on a weekly basis by the strength and conditioning staff. Continuous supervision of the athletes will ensure a successful physical transformation into a collegiate athlete.



## FSU STRENGTH & CONDITIONING STAFF A CLOSER LOOK

Florida State's strength and conditioning program has quickly become one of the most innovative and advanced programs in the country under the direction of Vic Vilorio and his staff of four full-time assistants. Using some of the top training methods and technologies, FSU's staff has transformed the Seminoles into one of the nation's most-fit teams, as evident by the on-the-field success.

### FOOTBALL STRENGTH & CONDITIONING STAFF



**Vic Vilorio**  
Head Strength and Speed Coach



**Brandon Sanders**  
Assistant Strength and Speed Coach



**Louis Dobosenski**  
Assistant Strength and Speed Coach



**Brice Lockart**  
Assistant Strength and Speed Coach



**Derek Smith**  
Assistant Strength and Speed Coach



**Kristen Gravani**  
Sports Dietitian

### NUTRITION STAFF

2013 PREVIEW  
2013 SEMINOLES  
COACHING STAFF  
2012 SEASON IN REVIEW  
THIS IS FSU  
HONORS  
SEMINOLES IN THE PROS  
RECORDS  
ADMINISTRATION





## “Stay in the Eye of the Storm”

The motto of the strength and conditioning staff is simple, “stay in the eye of the storm.” The most fundamental and important aspect of the Florida State University strength and conditioning program is that our coaches will always be on the floor coaching their athletes. No athlete is left to train on his or her own. Every workout, every exercise, every set, and every rep will be monitored by a coach. The coach will teach, instruct, provide feedback, and motivate the athlete.



### ONE GOAL

It is the goal of the Florida State strength and conditioning program to **help each athlete reach their full athletic potential** by providing them with training programs that are scientifically based and founded on modern methods of strength and conditioning.



### THE COMPLETE ATHLETE

The objective of the FSU strength and conditioning staff is not only to produce stronger, better conditioned athletes, but also to **build discipline and mental toughness** in each athlete through the implementation of a very structured and organized environment. Athletes are held accountable for the commitment and effort that they put into the program, and lifting and conditioning must be viewed as a vital element in the training program for athletes of any sport.



### KEEPING YOU AT THE TOP OF YOUR GAME

The Florida State strength and conditioning staff also plays a major role in the **nutritional counseling and implementation of healthy diets** for each of our athletes. Our staff is responsible for selecting NCAA approved supplements that we deem the most beneficial to our athletes. On a daily basis, our strength and conditioning coaches weigh-in athletes to help monitor changes in bodyweight that may be associated with dehydration, sickness, skipping meals, overeating or eating junk food. This is all done in an effort to help our athletes reach their ideal playing bodyweights, keep energy levels high and sufficient hydration levels.







2013 PREVIEW  
 2013 SEMINOLES  
 COACHING STAFF  
 2012 SEASON IN REVIEW  
 THIS IS FSU  
 HONORS  
 SEMINOLES IN THE PROS  
 RECORDS  
 ADMINISTRATION



# SPORTS MEDICINE

The Don Fauls Athletic Training Facility was completed in 2004 and serves as the centerpiece for the daily healthcare needs of Seminole football student-athletes as well as the student-athletes for all 20 of FSU's intercollegiate teams. This 15,000 square foot facility provides FSU student-athletes with access to virtually any needed avenue of health care through the many amenities in place in the facility, as well as through the network of team and supporting physicians. Seminole football student-athletes come here to receive care for any and all types of health related issues.



## ATHLETIC TRAINING STAFF



**Jake Pfeil**  
MS, ATC, LAT

*Associate Director of Sports Medicine/Head Football Athletic Trainer*



**Jerry Latimer**  
PT, ATC, LAT

*Associate Director of Sports Medicine/Director of Rehabilitation*



**Jeronimo Boche**  
MS, ATC, LAT

*Assistant Athletic Trainer*



**Julie Kruessel**  
MS, ATC, LAT

*Assistant Athletic Trainer*



**Brandon Stone**  
MS, ATC, LAT, PES

*Athletic Training Intern*



**Madeleine Scaramuzzo**  
ATC, LAT

*Graduate Assistant*





**BACK ON TRACK**

Seminole football student-athletes are also able to receive the very best in recovery and rehabilitation of injuries with the guidance of the Sports Medicine staff of four full-time Licensed and Certified Athletic Trainers, one of whom is also a Licensed and Certified Physical Therapist, as well as two Certified Athletic Trainer Graduate Assistants. At their disposal are a wide variety of tools to assist in rehabilitation including a Biodex System 3™ Iso-Kinetic exercise and testing system and a new HydroWorx X80™ underwater treadmill system.



**EVERYTHING THAT YOU NEED**

The Don Fauls Athletic Training Facility has multiple physician examination rooms, equipped with current medical database record keeping systems, extensive medical supplies and a Fluoriscan C-Arm system for providing onsite assessment of fractures and dislocations.

**THE NECESSARY STEPS**

With the goal of injury prevention, Seminole football student-athletes are screened for mobility and stability deficiencies using the Functional Movement Screening™ and Selective Functional Movement Assessment™. The athletic training staff takes all the proper precaution before practices and games in preparing players for competition on the field.

**TEAM PHYSICIANS**




**Dr. Steve Jordan**  
*Orthopedic Surgeon*



**Dr. Kris Stowers**  
*Sports Medicine/  
Family Practice*



**Dr. William Thompson**  
*Orthopedic Surgeon*



**Dr. John Katopodis**  
*Cardiologist*



**Dr. Hector Mejia**  
*Orthopedic Surgeon*

**SPECIALISTS**




**Dr. Darrh Bryant**  
*Dentist*



**Dr. Bob Orsillo**  
*Optometrist*



**Dr. John Van Tassel**  
*Chiropractor*




2013 PREVIEW  
2013 SEMINOLES  
COACHING STAFF  
2012 SEASON IN REVIEW  
THIS IS FSU  
HONORS  
SEMINOLES IN THE PROS  
RECORDS  
ADMINISTRATION  
FSU



# HISTORY OF FSU FOOTBALL

2013 PREVIEW  
 2013 SEMINOLES  
 COACHING STAFF  
 2012 SEASON IN REVIEW  
 THIS IS FSU  
 HONORS  
 SEMINOLES IN THE PROS  
 RECORDS  
 ADMINISTRATION



**1**  
**1993 - FSU at Notre Dame**  
 Billed as Game of the Century

### 1851

Florida State University actually began in 1851 when a legislative act established the Seminary West of the Suwannee. The first students enrolled in 1857 and the Florida State College was co-educational until 1905 when the Buckman Bill sent all the female students to the "new" Florida State College for Women. The huge numbers of male college students wishing to enter school on the G.I. Bill after World War II forced the legislature to make FSU co-educational in 1946.

### 1902-04

Thirty-three years after Princeton and Rutgers kicked off American college football, the Florida State College played three seasons of football in Tallahassee. **From 1902-1904, FSC played wearing the colors purple and gold.** The 1904 squad was crowned state champions after defeating the University of Florida at Lake City and Stetson.

### 1946

Florida State University became a co-educational institution in 1946 when the first male students were enrolled, most of whom were coming back from World War II. The transition from FSCW, which was regarded as one of the nation's top colleges, to the new institution was remarkably quick and the development of an athletics program was almost as rapid.

### 1947

Florida State University fielded a football team in 1947 coached by Ed Williamson. On October 18, 1947, Stetson kicked off to the FSU three yard line. Don Grant returned the kickoff to the FSU 32 and 7,165 fans at Centennial Field celebrated the first football game. The team finished 0-5 on the season.



**2**  
**1977 - FSU at Florida**  
 FSU breaks losing streak to Florida

### 1948

Don Veller became FSU's second football coach in 1948 and would coach the team until 1952. An outstanding player at Indiana University, Veller inherited 20 lettermen from the first year, but only 12 would letter in 1948. Veller would lose just two games over his first three years, including an undefeated 8-0 campaign in 1950.

### 1950

Florida State played its first football game in Doak S. Campbell Stadium on Oct. 7, 1950 against Randolph Macon. 9,676 fans watched the Seminoles win 40-7, but the new home field was a story in itself. It was built on a former cow pasture and was completed in just five months. Tallahasseean Rainey Cawthon was instrumental in selling over 1,000 season tickets at \$50.00 each to fund the stadium and won a wheelbarrow ride down Monroe Street from contractor Red Coleman, who missed the completion date by two days. FSU players painted the stadium over the next summer for \$1 per hour.

### 1953

Tom Nugent became FSU's third head coach in 1953 and would coach the Seminoles until leaving to become Maryland's head coach in 1958. An innovator on a national level, **Nugent developed the I-formation and the typewriter huddle.** Among the players he coached were FSU greats Bobby Renn and Lee Corso as well as a talented tailback named Burt Reynolds whose career was cut short by injury.

## BOB CRENSHAW AWARD

*Given in memory of Robert E. (Bob) Crenshaw (Played 1952-55), Florida State football captain in 1954 and student leader who was killed in a jet crash in 1958. The plaque's inscription reads: "To the football player with the biggest heart." The recipient is chosen by his teammates as the man who best exemplifies the qualities that made Bob Crenshaw an outstanding football player and person.*

1958	Al Ulmer	Guard
1959	Ramon Rogers	Center
1960	Abner Bigbie	Fullback
1961	Paul Andrews	Fullback
1962	Jim Sims	Tackle
1964	Larry Brinkley	Fullback
1964	Dick Hermann	Linebacker
1965	Howard Ehler	Defensive Back
1966	Ed Pope	Guard
1967	Kim Hammond	Quarterback
1968	Billy Gunter	Running Back
1969	Stan Walker	Guard
1970	Bill Lohse	Linebacker
1971	Bill Henson	Defensive Tackle
1972	David Snell	Defensive Back
1973	Steve Bratton	Defensive End
1974	Jeff Gardner	Offensive Guard
1975	Lee Nelson	Defensive Back
1976	Joe Camps	Defensive Back
1977	Aaron Carter	Linebacker
1978	Scott Warren	Defensive End
1979	Greg Futch	Offensive Tackle
1980	Monk Bonasorte	Defensive Back
1981	Barry Voltapetti	Offensive Tackle
1982	Blair Williams	Quarterback
1983	Ken Roe	Linebacker
1984	Todd Stroud	Noseguard
1985	Pete Panton	Tight End
1986	Greg Newell	Free Safety
1987	Mark Salva	Center
1988	Jason Kuipers	Offensive Guard
1989	Tony Yeomans	Offensive Guard
1990	Lawrence Dawsey	Wide Receiver
1991	Dan Footman	Defensive End
1992	Robbie Baker	Center
1993	Jon Nance	Noseguard
1994	Steve Gilmer	Safety
	Enzo Armella	Noseguard
1995	Todd Rebol	Linebacker
1996	Connell Spain	Defensive Tackle
1997	Greg Spires	Defensive End
1998	Troy Saunders	Cornerback
1999	Reggie Durden	Cornerback
2000	Patrick Newton	Linebacker
2001	Bradley Jennings	Linebacker
2002	Anquan Boldin	Wide Receiver
2003	David Castillo	Center
2004	Bryant McFadden	Cornerback
2005	Andre Fluellen	Defensive Tackle
2006	Darius McClure	Safety
2007	Anthony Houllis	Rover
2008	Ryan McMahon	Center
2009	Ryan McMahon	Center
	Markus White	Defensive End
2010	Andrew Datko	Offensive Tackle
2011	Lamarcus Joynr	Safety
	EJ Manuel	Quarterback
2012	Devonta Freeman	Running Back
	Telvin Smith	Linebacker



## Top Games in FSU Football History GREAT MOMENTS

1999	Sugar Bowl	FSU vs. Va Tech	46-29	W	FSU wins second national championship
1993	Orange Bowl	FSU vs. Nebraska	18-16	W	FSU wins first national title
<b>1</b>	1993	FSU at Notre Dame	24-31	L	Billed as Game of Century with No. 1 vs. No. 2
1987	Fiesta Bowl	FSU vs. Nebraska	31-28	W	FSU arrives as national power and kicks off 14-year top five streak
1980	FSU at Nebraska		18-14	W	Nation takes notice as FSU wins at No. 3 Nebraska
<b>2</b>	1977	FSU at Florida	37-9	W	FSU breaks nine-game losing streak to UF, first under Bobby Bowden
1970	Louisville at FSU		9-7	W	FSU plays first black football player
1964	Florida at FSU		16-7	W	First win over Florida
1962	FSU at Georgia		18-0	W	Birth of the Sod Game Tradition
1958	FSU at Tennessee		10-0	W	FSU pulls huge upset to propel program



**1960-70**

Florida State's **arrival on the national map** occurred during Bill Peterson's 11 seasons as head coach. He came in 1960 when free substitution was still five years away in the game. He moved FSU boldly into the forefront of the passing game and led the Tribe to its biggest win yet when they topped No. 5 Kentucky 48-6 in 1964. He would post a 62-42-11 record in Tallahassee. Among a host of other things, Peterson developed the concept of the "hot receiver" in 1964 that remains in most offenses today.

**1964**

**Fred Biletnikoff became FSU's first consensus All-American** as a senior in 1964. He ranked fourth nationally with 57 receptions for 11 touchdowns which did not include his four touchdowns in the Gator Bowl win over Oklahoma. Biletnikoff put FSU on the map and he was married under the goalposts at Doak Campbell in 1965. He would go on to have a Hall of Fame career with the Oakland Raiders. The national award given to the top college receiver in the country is named after him.

**1966**

**Ron Sellers** began a career at Florida State that would prove one of the **most prolific in college history**. He gained an unheard of 3,979 yards over his career. His statistics were so impressive that most lasted as national records all the way until 1987. He caught passes in 30 consecutive games and averaged 119.9 yards per game. He is a member of the College Football Hall of Fame.

**1970**

While integration of schools throughout the country came painfully slow, **Florida State's first African-American player took the field in 1970**. J. T. Thomas was a starter from the first game he played at FSU and he backed a sterling college career with three Super Bowl rings earned as a member of the Pittsburgh Steelers.

**1971**

Larry Jones coached the Seminoles from 1971-1973. An 0-11 campaign in his last year spelled the end for the coach. Among notable players during his era were outstanding wide receiver Barry Smith, quarterback Gary Huff and Alabama transfer **Billy Sexton**.

**1974-75**

Darryl Mudra coached the Seminoles for two seasons and did his work from the pressbox on game day. Perhaps the biggest accomplishment of Mudra's brief tenure, that included the **NCAA mandated scholarship limits for the first time**, was the signing of an unheralded running back named Larry Key. Key would prove to be one of the finest running backs in Seminole history.

**1976**

FSU president Stanley Marshall and athletic director John Bridgers set up a dinner meeting at an airport hotel in Tampa where West Virginia head coach **Bobby Bowden** was coaching an all-star game known as the American Bowl. They offered him a four-year contract worth \$37,500 and he became the Seminoles' eighth head coach on Jan. 12. Bowden was interviewed for the job six years earlier when it went to Larry Jones, but FSU officials felt he lacked the experience.

**1979-80**

Florida State got its first taste of the real big-time in 1979 and 1980 going to **back-to-back Orange Bowls** against Oklahoma. FSU went undefeated (11-0) over the regular season in 1979, but lost 24-7 to the Sooners and finished sixth in the final AP poll. FSU took a 10-1 record into the Orange Bowl showdown the next year before losing a heartbreaker 18-17.

**1980**

If one game can be singled out as the most important in the run of unprecedented success at Florida State, it would be the **contest at Nebraska on Sept. 7, 1980**. FSU won in Lincoln, 18-14, opening the eyes of the entire country. Nebraska fans shook off a mixture of shock and confusion to stand and give Bobby Bowden and his Seminoles a standing ovation as they left the field.

**1981**

FSU takes on the following schools in order **all on the road**: Nebraska, Ohio State, Notre Dame, Pittsburgh and LSU. FSU won at Ohio State, Notre Dame and LSU, but, more importantly, won fans coast to coast for its undaunted spirit.

**1981**

In 1981 a **freshman tailback named Greg Allen** was given the football in the middle of legendary Death Valley with a sea of LSU fans around him. He finished the day with a remarkable 202 rushing yards that signaled the arrival of a superstar for the Seminoles. Later that year, he would rip Western Carolina for 222 rushing yards, which still stands as the best rushing game ever for a Seminole.

**1986**

**Deion Sanders** spent a quiet first two years at Florida State before exploding on the national scene in a preseason press conference. He would become one of the most popular players ever in college football and one of the greatest athletes in FSU history.

**1991-92**

On July 1, 1991, **the Atlantic Coast Conference accepted Florida State University** as its ninth member and the first addition to the league since Georgia Tech joined in 1978. FSU had competed in the Metro Conference for all sports other than football, which had been an independent. FSU's first ACC football game was a 48-21 win over Duke on Sept. 7, 1992.

**1993**

The Seminoles won their **first national championship** behind Heisman Trophy winner Charlie Ward in 1993. FSU played Nebraska in the national title game at the Orange Bowl and used freshman Scott Bentley's late field goal to win 18-16.

**1995**

A 31-26 come-from-behind win in the fourth quarter of the Orange Bowl against Notre Dame was **FSU's 11th consecutive bowl win**. The streak set an NCAA record as was FSU's 14-game unbeaten streak in bowls that was spoiled only by a 17-17 tie with Georgia in the 1984 Citrus Bowl.

**1999**

Bobby Bowden used to keep an empty picture frame in his office, which was reserved for his **first perfect season**. He filled the frame with a 1999 team photo. The Seminoles finished the year 12-0 and topped off the record run with a 46-29 win over Virginia Tech for the national championship in the Sugar Bowl.

**2000**

**Chris Weinke literally rewrote the FSU record book** over his senior season and took home the second Heisman Trophy for a Seminole player when he won the award in December of 2000. He would finish his career with a record of 32-3 as a starter.

**2002**

**Bobby Bowden passed Bear Bryant** and moved into second place on the all-time coaching wins list.

**2003**

Bobby Bowden defeats Wake Forest to become **all-time winningest major college coach**. The Seminoles won the ACC and earned the BCS bid.

**2004**

**Bobby Bowden Field at Doak S. Campbell Stadium** was dedicated on Nov. 20, 2004 prior to the Florida game.

**2005**

Florida State wins the **inaugural ACC Championship** game by a score of 27-22 over Virginia Tech in Jacksonville. Willie Reid was named the game's MVP. The conference title was FSU's 12th since joining the league in 1992.

**2006**

The **College Football Hall of Fame** announced that Bobby Bowden and Charlie Ward would be two of the year's 15 inductees. Bowden and Joe Paterno, who was also inducted, were the first two active coaches to be honored.

**2007**

Head Coach Bobby Bowden won his **300th career game** at FSU with a 24-16 victory over Maryland.

**2008**

The College Football Hall of Fame announced that Ron Simmons would be one of 15 inductees. The Rhodes Trust named junior Myron Rolle one of 32 U.S. Rhodes Scholars for 2009 - the first time in nearly 25 years it has awarded the scholarship to a prominent college football player. Senior kicker Graham Gano was named the Lou Groza Award winner, making him just the second Seminole to ever garner the honor.

**2009**

Legendary head coach Bobby Bowden (1976-2009) and longtime defensive coordinator Mickey Andrews (1984-2009) **announced their retirements** during the season and said their final farewells when FSU defeated West Virginia 33-21 in the 2010 Gator Bowl. The victory secured the Seminoles' 33rd straight winning season under Bowden. It was Florida State's 28th straight bowl appearance - the nation's longest active bowl streak. Bowden retired ranked second all-time in victories for NCAA major college football.

**2010**

**Jimbo Fisher** took over the helm at Florida State in 2010 after being named the successor to legendary coach Bobby Bowden on Jan. 5, 2010. In just his first-year, Fisher guided the Seminoles to a final ranking of No. 16 in the USA Today Coaches Poll. He led Florida State to the 2010 Chick-fil-A Bowl Championship after a season sweep of in-state rivals Miami and Florida, an ACC Atlantic Division Title and the program's first 10-win season since 2003. His 10 wins were the most by a first-year head at FSU and the third-most by a rookie coach in the ACC history.

**2011**

Jimbo Fisher led Florida State to its **30th consecutive bowl appearance** in the Champs Sports Bowl and the Seminoles rallied for an 18-14 win over Notre Dame to win their fourth straight bowl game. Punter Shawn Powell earned consensus All-American honors. FSU defeated both Miami and Florida for the second straight year, something the 'Noles hadn't done in back-to-back seasons since 1998-99.

**2012**

Florida State took its place back among the elite in 2012. The Seminoles captured their **first ACC Championship since 2005 and won a BCS Bowl by defeating Northern Illinois 31-10 in the Discover Orange Bowl on New Year's Day**. The 'Noles finished No. 8 in the USA Today Coaches Poll and No. 10 in the Associated Press Poll. Defensive end Bjorn Werner was a unanimous All-America selection while placekicker Dustin Hopkins also earned All-America honors. Hopkins set a new FBS record by a kicker for career points (466) and also became the ACC's all-time scorer. Head coach Jimbo Fisher guided the Seminoles to their second 10-win season in just his third year as FSU finished 12-2 - the most wins since 1999 - and extended its consecutive bowl appearance streak (31).

**DID YOU KNOW?****Scholarships In '51**

It was not until 1951 that Florida State began to grant athletic scholarships and the move put added pressure on the program to win. FSU left the Dixie Conference and petitioned for membership in the Atlantic Coast Conference and the Southeastern Conference but were rebuffed. Interestingly, it was the University of Florida that sponsored FSU for admission to the SEC.

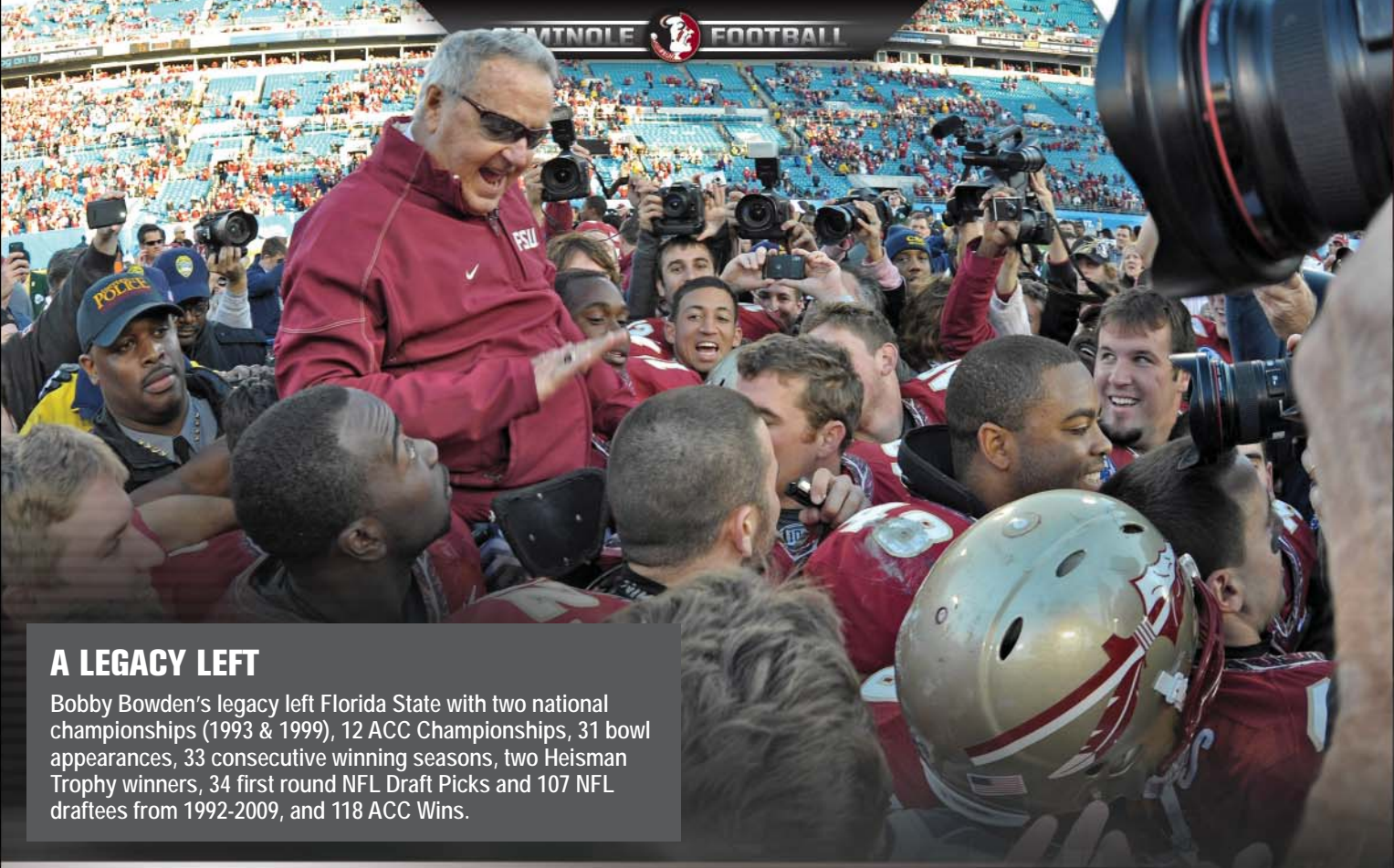
**Seminoles First To Score Two**

The late Vic Prinzi, who is a member of the Florida State Hall of Fame and was the color commentator for the radio network until his death in 1997, was the **first college player ever to score a two-point conversion**. On Sept. 13, 1958, the Seminoles took the season-opening drive of the Tennessee Tech game in for a touchdown and Prinzi, playing quarterback, ran in the two-point conversion to beat the other national games by just minutes.

**Football Since 1902 Actually**

Florida State College actually played football during the **1902-1904 school years** and played it well. The first game in 1902 was a 5-0 win over South Georgia Military on Nov. 21 when touchdowns were worth five points. The NCAA nor the governing body at the time recognizes the early games for FSC, although the school won the state championship in 1904. The 1904 season included a 23-0 win over Florida in Lake City, Fla. The school then became the Florida State College for Women and would remain one of the nation's top all-female institutions until the large number of returning veterans from World War II triggered the state system to open Florida State University to men in 1946. The school resumed football in 1947, taking on Stetson in its first game.





## A LEGACY LEFT

Bobby Bowden's legacy left Florida State with two national championships (1993 & 1999), 12 ACC Championships, 31 bowl appearances, 33 consecutive winning seasons, two Heisman Trophy winners, 34 first round NFL Draft Picks and 107 NFL draftees from 1992-2009, and 118 ACC Wins.

# THE BOWDEN ERA

### 1976

Although FSU had considered dropping football due to a 4-29 record over the previous four seasons, Bobby Bowden is hired as head coach and records his only losing season at FSU with a 5-6 mark.

### 1977

In one season, Bowden turns the program around with a 10-2 record, FSU's first-ever 10-win season. Under Bowden's direction, FSU won its first bowl game since 1964 with a 40-17 drumming of Texas Tech in the 1977 Tangerine Bowl.

### 1978

Bowden and Florida State received the program's first preseason national ranking at No. 17. He led the Seminoles to a second straight win over Florida, marking the first time in history FSU had recorded two straight wins over the Gators.

### 1979

Bowden led FSU to the Orange Bowl in its first ever New Year's Day bowl. Bowden recorded FSU's first ever unbeaten regular season and the highest AP ranking at No. 4 entering the postseason and coached FSU to a school-record 11 wins.

### 1980

Bowden's 1980 team was the first in program history to finish in the AP Top 5. When it's looked at how FSU became a national power, the 18-14 win at Nebraska always comes to mind as a landmark victory. He was named National Coach of the Year (Bobby Dodd).

### 1981

Bowden and Florida State gained notoriety with a schedule that lined FSU up in successive weeks on the road against Nebraska, Ohio State, Notre Dame, Pitt and LSU. The Seminoles went 3-2 in that stretch while Florida State's overall schedule was nicknamed "Murderer's Row" and "Octoberfest."

### 1982

For the second straight year, Bowden and the Seminoles faced the nation's toughest schedule according to the NCAA. Bowden reached into his bag of tricks for a 34-17 upset win at Ohio State.

### 1983

Bowden surpassed former head coach Bill Peterson as the all-time winningest coach at FSU. He was inducted into the Florida Sports Hall of Fame. The "War Chant" saw its birth and FSU sported its "mustard" uniforms for the first and only time.

### 1984

Greg Allen recorded Florida State's first 1,000 yard rushing season. Bowden continued his creative play calls as Jessie Hester scored on a 77-yard reverse as FSU stunned defending national champion Miami, 38-3, in the Orange Bowl.

### 1985

Bowden coached FSU to its ninth straight winning season, capped off by a 34-23 Gator Bowl victory over Oklahoma State. Perhaps FSU's biggest victory came in the second game when FSU traveled to No. 10 Nebraska and defeated the Cornhuskers 17-13, a game Bowden would later call "one of the biggest wins in FSU history."

### 1986

Bowden and FSU recorded a 56-14 pounding of South Carolina in FSU's first-ever appearance on ESPN. Bowden led FSU to a perfect 6-0 record at home and the most points scored in a game by FSU in history with a 76-14 win over Tulsa. He was inducted into the Alabama Sports Hall of Fame.

### 1987

Bowden missed his first national championship by one point when two Miami defenders knocked down a two-point conversion and FSU fell 26-25. FSU snapped a six-game losing skid to the Gators which marked Bowden's 100th victory at FSU.

### 1988

Bowden's preseason No. 1 ranked team fell at Miami breaking its streak of 11 opening day victories. The Seminoles would not lose again, winning 11 straight games. Bowden called one of his greatest trick plays, the Puntroskie, at Clemson. FSU drubbed Florida 52-17 for the Seminoles' largest victory margin over the Gators.

### 1989

After a loss to Clemson, FSU went on to win 10 straight and earn a Top 3 ranking for the third straight year. FSU played in a third straight New Year's Day bowl with a win over Nebraska in the Fiesta Bowl, extending its bowl unbeaten streak to eight.

### 1990

Bowden earned his 200th career victory when FSU beat LSU 42-3. The 1990 meeting with Florida marked the first time in the series that both teams were ranked in the Top 10 as No. 8 FSU defeated No. 6 UF 45-30. Bowden and FSU beat Joe Paterno's No. 7 Penn State Nittany Lions 24-17 in the Blockbuster Bowl.

### 1991


Bowden was named National Coach of the Year (Walter Camp) and led FSU to an 11-2 mark and fifth straight season of 10 or more wins. FSU was preseason No. 1 and stayed there 11 weeks before falling to Miami in Wide Right I. FSU defeated No. 3 Michigan 51-31, the most points ever allowed in the Big House.





## The Bowden Era A CLOSER LOOK

- Most Victories By An ACC Coach In A Career: 389 (1st in NCAA All-Time: Due to sanctions against FSU, NCAA recognizes 377)
- Inducted Into the National Football Foundation and College Football Hall of Fame
- 31 Bowl Appearances in 34 Seasons at FSU
- 14 Consecutive Seasons with 10 or more wins
- 28 Consecutive Bowl Games (1982-2009)
- 11 Consecutive Bowl Game Victories (1985-95)
- 14 Straight Bowl Games Without a Loss (1982-95)
- 14 Straight Top 5 Finishes In The AP Poll (1987-2009)
- Coached Two Heisman Trophy Winners: Charlie Ward (1993) and Chris Weinke (2000)
- Most Victories (173) In the ACC
- Most Games Coached (227) In the ACC
- Most Conference Wins (118) In the ACC
- Best Winning Percentage, ACC games (.813)
- Twice As Many ACC Football Championships (12) Than Any Other Coach
- Opened Conference Play with 29 Straight Wins (1992-1995)
- Set or Tied 41 ACC Team Records
- Twice Named ACC Coach of the Year - 1993, 1997
- Most Consecutive ACC Championships Won or Shared (9)



### 1992

Bowden and FSU beat Duke in FSU's first game as a member of the ACC. FSU suffered Wide Right II at Miami and fans saw the birth of the "fast-break offense" in the comeback win at Georgia Tech. Marvin Jones became the first Seminole to capture two national awards. Bowden was named the 1992 Neyland Trophy Winner.

### 1993

Bowden brought home FSU's first national title with an 18-16 win over Nebraska in the Orange Bowl. Charlie Ward became FSU's first Heisman Trophy winner and won every award he was eligible for. Bowden was named ACC Coach of the Year and led FSU to 12 victories for the first time in school history.

### 1994

Bowden's squad set an NCAA record with the amazing 28 point fourth quarter comeback against Florida. He led the Seminoles to another ACC Title and Top 4 national ranking. Florida State would play Florida a second time in a game dubbed the Fifth Quarter in the French Quarter, as FSU won 23-17 in the Sugar Bowl.

### 1995

Florida State's streak of 29 straight ACC wins came to an end with a loss at Virginia. FSU still won the ACC Championship and the victory over Notre Dame in the Orange Bowl preserved its NCAA record 11th straight bowl win. Bowden earned career win No. 250 in his 20th year as Florida State's head coach.

### 1996

Bowden guided FSU to its second national championship game as FSU celebrated 50 years of Seminole football. Florida State fell in a rematch to Florida in the national championship. Bowden was honored as the 1996 National Coach of the Year (Home Depot). FSU finished the season ranked No. 3.

### 1997

Bowden and FSU went 11-1 for the second straight season, capped off by a win over Ohio State in the Sugar Bowl. Bowden recorded his 200th victory at FSU. He was named ACC Coach of the Year for the second time. FSU finished No. 3, keeping alive the streak of 11 straight seasons of Top 4 finishes in the AP poll.

### 1998

Bowden led FSU to its second national championship appearance in three years. FSU won another ACC Championship despite falling at NC State 24-7 in only the second ACC loss for the Seminoles since joining the league. FSU went 11-2 and with a Top 4 ranking (No. 3) and 10 or more wins for a 12th-straight season.

### 1999

Bowden led FSU to its first undefeated season as FSU became the first team in the history of college football to go wire-to-wire as the AP No. 1 ranked team. Bowden was named National Coach of the Year (Home Depot), a National Coach of the Decade Finalist (Home Depot) and his Seminoles were honored as the ESPN College Team of the Decade (any sport).

### 2000

FSU played in its third straight national championship game and fourth in five years. The 2000 season was the last of Bowden's streak of 14 straight AP Top 5 finishes and 14 straight seasons of 10 or more wins. The Seminoles finished the season 11-2, 8-0 in the ACC and a No. 5 ranking in the AP final poll.

### 2001

For the first time since joining the ACC in 1992, Bowden's Seminoles did not win the ACC championship but still went to their 11th straight New Year's Day bowl with an invitation to the Gator Bowl where FSU defeated Virginia Tech. With that win, Bowden tied Bear Bryant for second place on the all-time coaching wins list with 323.



### BOWDEN IN BRONZE

Former head coach Bobby Bowden is bigger than life in front of the Moore Athletics Center at Florida State as a bronze statue of his likeness was unveiled in a ceremony on Sept. 24, 2004. The statue is one-and-a-half life-size of Bowden and was sculpted by Tallahassee artist Stanley Proctor. The artist also created a smaller piece of artwork, measuring just over 12 inches high, featuring Bowden and Doak Campbell Stadium.

### 2002

Florida State returned to the top of the ACC and the Seminoles played Georgia in the Sugar Bowl. FSU concluded the season ranked 21st in the final AP poll. During the season, Bowden recorded his 250th victory at Florida State and 325th victory of his career.

### 2003

Bowden led FSU back to another 10-win season and passed Joe Paterno as the all-time winningest major college football coach. The Seminoles captured the ACC title, its 10th in 12 years, and earned the BCS bid to the Orange Bowl, marking FSU's 22nd straight post-season trip and 13th consecutive January bowl game.

### 2004


Bowden coached FSU to its 23rd straight bowl and a No. 15 final ranking as he recorded FSU win No. 275 and career win No. 350 during the season. The field at Doak Campbell Stadium was named Bobby Bowden Field, a stained glass window depicting Bowden and a statue of his likeness were placed in front of the stadium.

### 2005

Bowden guided FSU to another ACC title in the inaugural ACC Championship game with a 27-22 win over Virginia Tech in Jacksonville which propelled FSU into the FedEx Orange Bowl against Penn State. The game was Bowden's 24th consecutive bowl, as he coached against Joe Paterno in an epic triple OT game.

### 2006

Bowden was inducted into the College Football Hall of Fame. The Seminoles made their longest road trip in school history, venturing 2,600 miles to San Francisco for the Emerald Bowl where they beat UCLA. The game marked FSU's 25th straight bowl appearance and the win extended Bowden's winning-season streak to 30.



### 2007

Bowden earned his 31st consecutive winning season with a 7-6 record and made a Music City Bowl appearance. Bowden reached another milestone in his decorated career when he earned his 300th win at Florida State in a 24-16 victory over Maryland.

### 2008

Bowden coached his 'Noles to a 9-3 record, No. 21 national ranking and a tie for 1st in the ACC Atlantic Division. FSU concluded the season with a win over Wisconsin in the Champs Sports Bowl and touted the nation's longest bowl streak at 27 straight. In FSU's win over Colorado in Jacksonville, Bowden recorded his 500th game as a head coach.

### 2009

On December 1st, Bowden announced that the bowl game would be his last as head coach of Florida State. He was carried off the field in his final game as his Seminoles defeated West Virginia, the school he coached prior to coming to FSU, in the Gator Bowl.





# FSU FOOTBALL TRADITION



## FSU Fight Song

While the "War Chant" has become familiar at FSU games, the **Florida State fight song still remains the definitive sound of Seminole sports.** FSU's band became the Marching Chiefs in 1950 and with that came the fight song. Tommy Wright, a member of the faculty in the School of Music, was perturbed that the Seminoles had been using "On Wisconsin" and the "Notre Dame Victory March" so he introduced the song in the Sewanee game, setting to music a poem by FSU Alumni Doug Alley.

## History of the Garnet and Gold

Florida State's school colors of **garnet and gold** date back to the Florida State College championship football teams of 1904 and 1905. In those championship seasons, FSC donned purple and gold uniforms. When Florida State College became Florida Female College in 1905, the football team was forced to attend the University of Florida. The following year the FFC student body selected crimson as the official school color of 1905. The administration in 1905 took crimson and combined it with the recognizable purple of the championship football teams to achieve the color garnet. The now-famous garnet and gold colors were first used on an FSU uniform in a 14-6 loss to Stetson on Oct. 18, 1947.



## War Chant

Florida State's "war chant" appears to have **begun with a random occurrence** that took place during a 1984 game against Auburn. In the 1960s, the Marching Chiefs would chant the melody of a popular FSU cheer. In a sense, that chant was the long version of FSU's current "war chant." During a thrilling game with Auburn in 1984, the Marching Chiefs began to perform the dormant

melody. Some students behind the band joined in and continued the "war chant" portion after the band had ceased. Most agree the chant came from the fraternity section, but many spirited Seminole fans added the hand motion to symbolize the brandishing of a tomahawk. The chant continued among the student body during the 1985 season, and by the 1986 season, it was a stadium-wide phenomenon. Of course, the Marching Chiefs refined the chant, plus put their own special brand of accompaniment to the "war chant," for the sound we hear today. Allanta Braves fans took up their version of the song and chant when former FSU star Deion Sanders came to the plate as an outfielder. The Kansas City Chiefs first heard it when the Northwest Missouri State band, directed by 1969 FSU graduate Al Sergel, performed the chant while the players were warming up for a game against San Diego.

## Goal Posts Salute Peterson

The Bill Peterson era as head football coach at FSU was a time of **great offensive innovation** and of many firsts for the upstart Seminole program, including the first Seminole coach to beat the Gators at Florida Field, coaching the program's first All-American in Fred Biletnikoff and recruiting James Thomas, the first African American player to ever play football at FSU. A tradition of the Peterson era was to enter the field through the goal posts. As a tribute to the players and coaches of the Peterson era and their many firsts, "H" style goal posts were added to the field at Doak Campbell Stadium prior to the 2002 season and will forever be referred to as "Pete's Posts."

## Tomahawks Can Be Won and Lost

Florida State's coaching staff and academic staff **award tomahawks** to individual players for great plays or contributions on the field and in the classroom. Players may get a tomahawk for a crucial play, a touchdown, a saving tackle or various other achievements on the field. In 1997 the Seminoles began receiving tomahawks for outstanding academic achievements as well. They look identical except the word academics runs down the handle of the tomahawk. What many fans do not know is that Florida State players can actually lose tomahawks as well. Poor performance on the field or in the classroom can cause a player to be stripped of the coveted decals.

## SPECIAL LANDMARKS

### "Unconquered"

Dedicated on Oct. 10, 2003, Fritz White's **bronze statue "Unconquered"** was designed to capture the indomitable spirit of the Seminole people and those who have adopted that spirit as a symbol for their university. The massive structure, including its granite-covered pedestal base, stands approximately 31 feet in the air and depicts a spear-brandishing Seminole astride a rearing horse. At sunset the night before each home game, the spear is ignited and burns until sunrise on the next morning after the game. George Langford's endowment of the project for up to \$1 million helped make the statue a reality. Fifty-one artists were then considered before White eventually saw the statue dedicated 10 years after the concept was inspired by attorney and FSU graduate Stephen Reilly's trip to South Bend, Ind. for an FSU football game.



### Sportsmanship Statue

Between Gates B and C of Doak Campbell Stadium stands the one ton, **15-foot tall Sportsmanship Statue** given in honor of Pappy Strum by his daughter Margaret Strum Allesee, who is an FSU graduate and former Seminole cheerleader. The enduring symbol of the most important aspect of athletic competition was sculpted by FSU alumna and accomplished artist Edward Jonas.

### Three Different Helmets to One

For one season in 1962 the Florida State Seminoles **took the field with three different helmets.** Coach Bill Peterson's three-team system featured the two-way Chiefs, the defensive Renegades and the offensive Warriors with each group wearing a different helmet. By 1963 the Seminoles were back to just one helmet, an all-gold version which once again lasted just one season as the word "State" was added in 1964.




2013 PREVIEW  
2013 SEMINOLES  
COACHING STAFF  
2012 SEASON IN REVIEW  
THIS IS FSU  
HONORS  
SEMINOLES IN THE PROGS  
RECORDS  
FSU ADMINISTRATION




# FSU FOOTBALL

# HONORS & AWARDS




Marvin Jones




Bjoern Werner



Graham Gano



Chris Weinke



Charlie Ward

678

All-American Honors

199

All-Americans

29

Consensus  
All-Americans

7

College Football  
Hall-of-Famers

2

Heisman Trophy  
Winners



PRO/COLLEGE FOOTBALL HALL OF FAME

2013 PREVIEW  
2013 SEMINOLES  
COACHING STAFF  
2012 SEASON IN REVIEW  
THIS IS FSU  
HONORS  
SEMINOLES IN THE PROS  
RECORDS  
FSU ADMINISTRATION



**Deion Sanders**  
*Cornerback 1985-88*  
2011 College Football Hall of Fame  
2011 Pro Football Hall of Fame



**Fred Biletnikoff**  
*Wide Receiver 1962-64*  
1988 Pro Football Hall of Fame  
1991 College Football Hall of Fame



**Bobby Bowden**  
*Head Coach 1976-2009*  
2006 College Football Hall of Fame



**Ron Sellers**  
*Wide Receiver 1966-68*  
1988 College Football Hall of Fame



**Ron Simmons**  
*Nose Guard 1977-80*  
2009 College Football Hall of Fame



**Charlie Ward**  
*Quarterback 1989-93*  
2006 College Football Hall of Fame




**Darrell Mudra**  
*Head Coach 1974-75*  
2000 College Football Hall of Fame



RETIRED JERSEYS & NUMBERS

Since Florida State University first fielded an intercollegiate football team 56 years ago, only eight numbers/Jerseys have been retired. Those numbers/ jerseys — 2, 10, 16, 17, 25, 27, 34, 28 and 50 — belonged to eight of the greatest players in Florida State football history — Deion Sanders, Chris Weinke, Charlie Ward, Fred Biletnikoff, Ron Sellers, Warrick Dunn, Derrick Brooks, Ron Simmons and Terrell Buckley. With his blessing, Sellers' #34 was brought out of retirement in 2003.



25

Fred Biletnikoff




34

Ron Sellers



2

Deion Sanders



17

Charlie Ward



25 • Fred Biletnikoff

- Wide Receiver
- 1962-64

Biletnikoff played wide receiver at Florida State from 1961-64 under Head Coach Bill Peterson. He was FSU's first consensus All-American. As a senior, he ranked fourth in the nation with 57 receptions for 11 touchdowns, not including four touchdown catches in the Gator Bowl. Following his collegiate success, Biletnikoff went on to star for the Oakland Raiders of the National Football League for 14 years. During that time, he played in four Pro Bowls and was the Most Valuable Player of Super Bowl XI.



34 • Ron Sellers

- Flanker
- 1966-68


Sellers remains the most prolific receiver in FSU history. He held most of the NCAA receiving records from the end of his senior season in 1968 until 1987. A flanker for Florida State from 1966 to 1968, he accumulated 3,979 yards on 240 receptions. Sellers' career was marked by consistency, quality and quantity. He caught passes in 30 consecutive games, averaging 119.9 yards per game. Sellers also led Florida State to three bowl games during his playing days.



50 • Ron Simmons

- Nose Guard
- 1977-80

The greatest defender in Florida State history, Ron Simmons' No. 50 was retired in 1988. Simmons anchored the center of the defense that took FSU to a pair of Orange Bowl appearances in 1979 and 1980, resulting in FSU's highest national rankings ever at that time. A dominating nose guard and the Tribe's first two-time consensus All-American, Simmons seemed to camp out in opponents' backfields. He totaled an FSU record 25 quarterback sacks and 44 tackles for loss — a mark that held top ranking at FSU for 23 years. He was the first Seminole defender to have his number retired.



50

Ron Simmons



2 • Deion Sanders

- Defensive Back
- 1985-88

Deion Sanders' place in the history of the game of college football was immortalized over a five month period in 2011 when he was inducted into the NFL Hall of Fame in August and the College Football Hall of Fame in December. Sanders redefined the position of cornerback over his historic career winning the 1988 Jim Thorpe Award as a senior at Florida State and landing two-time consensus All-America honors. He left FSU second on the all-time interceptions list, first for career punt return yards and having become one of college football's all-time brightest stars.



17 • Charlie Ward

- Quarterback
- 1989-93


Heisman Trophy Winner | AAU Sullivan Award Winner  
Davey O'Brien Award Winner  
Johnny Unitas Golden Arm Award Winner

Walter Camp Player of the Year  
Chevrolet Offensive Player of the Year  
Scripps Howard Player of the Year  
ACC Player of the Year | Toyota Leader of the Year  
The Sporting News Player of the Year  
UPI Player of the Year | ACC Offensive Player of the Year  
Football News Offensive Player of the Year

Florida State's Charlie Ward began his senior season in 1993 chasing both the school's first national championship and the Heisman Trophy. Thousands of fans poured into Doak Campbell Stadium for a celebration of the national championship and Ward's Heisman, which included the surprise retirement of his number. He joined Fred Biletnikoff and Ron Sellers becoming only the third player in FSU history to be so honored. Ward's passing and running skills were already well known qualities by 1993, but his inspired leadership and poise under pressure during his senior year elevated him to one of the game's all-time greats. So exceptional was Ward's command of the offense that coaches moved him into the shotgun to allow him to make adjustments during the play. Ward set 19 school and seven Atlantic Coast Conference records over his two years as the starting quarterback for the Seminoles. A consensus All-American, Ward won over 30 individual awards in addition to the Heisman. Ward ranks second in career total offense at FSU with 6,636 yards and has the highest completion rate for a career (62.3%) and lowest interception percentage (2.90%). Ward set the FSU record for touchdown passes in a season with 27 in 1993.



## RETIRED JERSEYS &amp; NUMBERS



10

**Derrick Brooks****10 • Derrick Brooks**

- Linebacker
- 1991-94

Brooks was a two-time consensus All-American at outside linebacker for the Seminoles where his blend of speed and athleticism set a new standard for the position. He starred at FSU from 1991-94 leading FSU to its first national title as a junior and earning first team All-ACC honors as a sophomore, junior and senior. He was named the ACC Player of the Year in 1994 and was a finalist for the Butkus, Lombardi and Football Writer's Defensive Player of the Year Award in both 1993 and 1994. Brooks was just as highly regarded off the field earning first team Academic All-America honors in 1994 and winning an NCAA Postgraduate Scholarship. In addition, he was committed to public service causes throughout his Seminole career. Brooks carried his excellence both on the field and as a citizen into his likely Hall of Fame career as the NFL's Tampa Bay Buccaneers' all-time leading tackler. He was voted to 10 consecutive Pro Bowls (11 total) and at the time of his retirement had made an NFL-leading 200 consecutive starts. He led his beloved Tampa Bay team to the Super Bowl Championship in 2002. As a professional, Brooks was the recipient of several prestigious awards, including the 2000 Walter Payton/NFL Man of the Year award, the 2003 Bart Starr Award, the 2004 Bryon "Whizzer" White Award, and the 2008 JB Award through the NFL Players association, all of which recognize an NFL player annually for their commitment to the communities in which they live.

**28 • Warrick Dunn**

- Running Back
- 1993-96

Warrick Dunn's four-year career at Florida State established him as one of the most popular players in all of college football and the finest running back in school history. Dunn is the only Seminole ever to rush for over 1,000 yards in three consecutive seasons. His 3,959 career rushing yards broke Greg Allen's school record set in 1984. He also broke Allen's single season rushing record when he ran for 1,242 yards as a junior in 1995. Dunn has the record for most touchdowns scored in a career with 49 over four seasons and rushed for over 100 yards more times (21) than any player at FSU. He was a three-time All-ACC selection as well as a member of the ACC All-Academic Team. He was selected to the first team Football Writer's All-America squad as a senior and earned second team Associated Press honors that same year.



27

**Terrell Buckley**

28

**Warrick Dunn****16 • Chris Weinke**

- Quarterback
- 1997-00

Heisman Trophy Winner | Davey O'Brien Winner  
Johnny Unitas Golden Arm Winner  
College Football News Player of the Year

Football News All-America First Team  
College Football News All-American First Team  
College Football News ACC Player of the Year  
Chevrolet Player of the Year  
ESPY Winner as College Player of the Year  
ACC Player of the Year | ACC Offensive Player of the Year  
First Team All-ACC | All-ACC Academic Team  
ACC Post Graduate Scholarship Winner  
NCAA Post Graduate Scholarship Winner  
Academic All-Region Selection  
Set 26 School Records Over His Career At FSU  
Set ACC and FSU Record for Career Passing Yards

Chris Weinke literally rewrote the Florida State record book over his career as the Seminoles' quarterback. He set 26 school records, including both the FSU and Atlantic Coast Conference records for career passing yards with 9,839. He led the Seminoles to an undefeated season and the national championship as a junior in 1999. He became FSU's second Heisman Trophy winner as a senior in 2000, while leading the nation in passing with 4,167 yards and averaging 347.3 yards per game. Weinke compiled a remarkable 32-3 record as the starting quarterback at FSU, which ranked as the seventh best winning percentage in NCAA history. His 79 career touchdown passes ranked as the 12th best performance in NCAA history and his career passing yards placed him at 18th on the NCAA's all-time list. Weinke owned the first, second and fourth best passing games in FSU history headlined by a school record 536 passing yards against Duke in 2000. His accomplishments were even more impressive considering he suffered a potentially career-ending neck injury as a sophomore. Weinke's place among Florida State's all-time greatest players was recognized when his jersey was retired in 2001, at the time making it one of only seven retired numbers/jerseys in school history. His place among the ACC's all-time best was recognized when he was voted one of the 50 best players in the history of the conference.

**27 • Terrell Buckley**

- Cornerback
- 1989-91

Florida State retired the jersey of former Seminole and NFL star cornerback Terrell Buckley at halftime of the ULM on Sept. 3, 2011. Buckley owns most of FSU's interception records following his outstanding three-year career from 1989-91 including the single season mark with 12 interceptions as a junior. He became FSU's second Jim Thorpe Trophy winner following the 1991 season and finished seventh in the Heisman Trophy balloting. He totaled 21 career interceptions as a Seminole. Buckley was also one of FSU's all-time great punt returners and he scored seven career touchdowns, four on interceptions and three on punts. He also played two years for the FSU baseball team and ran track for the Seminoles. Buckley was the fifth player taken overall in the 1992 NFL draft by the Green Bay Packers. He went on to an outstanding 15-year NFL career in which he totaled 50 career interceptions.



16

**Chris Weinke**



Honoring the outstanding college football player in the United States, presented by the Downtown Athletic Club of New York.



1993

Charlie Ward



**Charlie Ward**

- Quarterback
- 1989-93



1993 HEISMAN TROPHY WINNER

The most decorated player in the history of college football as a senior, Charlie Ward won literally every award he was eligible for in his final season. Ward, who led the Seminoles to their first national championship, became Florida State's first Heisman Trophy winner in 1993. A native of nearby Thomasville, Ga., Ward waited for his turn at quarterback and overcame a rough start as a junior to become the finest player in Florida State history. In addition to the trophies listed on the previous page, Ward saw his No. 17 jersey retired and, remarkably, played in the NBA for more than a decade. He is only the second football player in history to win the prestigious Sullivan Award, presented to the nation's top amateur athlete.



**Casey Weldon**

- Quarterback
- 1988-91



1991 HEISMAN TROPHY RUNNER-UP



2000

Chris Weinke



**16 • Chris Weinke**

- Quarterback
- 1997-00



2000 HEISMAN TROPHY WINNER

The first three-year starter at quarterback for the Seminoles under Bobby Bowden, Chris Weinke became the second FSU player to win the Heisman Trophy when he was named the nation's best football player in December 2000. Weinke led the nation in passing as a senior with 4,167 yards and averaged 347.3 yards per game. Weinke led the Seminoles to an undefeated season and the national championship as a junior in 1999 and compiled a remarkable 32-3 record as a starter at FSU, which ranked as the seventh best winning percentage in NCAA history. Weinke set both the Florida State and Atlantic Coast Conference record for career passing with 9,839 career passing yards and would set 26 school records during his career. His 79 career touchdown passes ranked as the 12th best performance in the NCAA history and his career passing yards placed him at 18th on the NCAA's all-time list. Weinke owns the first, second and fourth best passing games in FSU history headlined by a school record 536 passing yards against Duke in 2000. Weinke also won the Davey O'Brien and Johnny Unitas trophies as a senior signifying his selection as the nation's best quarterback. Weinke's No. 16 jersey was retired at a ceremony during halftime of the 2001 spring football game.





## JIM THORPE AWARD

*Honoring the best defensive back in the nation, presented by the Jim Thorpe Athletic Club of Oklahoma City.***Deion Sanders**

- Cornerback
- 1985-88

**1988 JIM THORPE AWARD WINNER**

One of the best athletes ever to wear a Florida State uniform, cornerback Deion Sanders won the Jim Thorpe Award as the top defensive back of 1988.

Sanders collected the prize after a career which saw him gather 14 career interceptions, not including three in bowl games. In his junior and senior seasons, FSU went 11-1 with a pair of New Year's Day bowl wins. In 1988, Sanders ranked in the top 10 nationally with five interceptions in nine games. He was the nation's top punt returner, averaging 15.2 yards per return.

The Ft. Myers, Fla., native ranks third on the FSU career interceptions chart and holds most of the school's punt return records. A three-sport star in football, baseball and track at Florida State, Sanders was the fifth pick in the 1989 NFL draft by the Atlanta Falcons. He became a successful two-sport pro — elected to the Pro Bowl seven times in football and started in centerfield for the Atlanta Braves and the Cincinnati Reds. He was inducted into the Pro Football Hall of Fame and the College Football Hall of Fame in 2011.

**Terrell Buckley**

- Cornerback
- 1989-91

**1991 JIM THORPE AWARD WINNER**

In 1991, Terrell Buckley capped the best season ever by a Florida State cornerback by becoming the second Seminole ever to win the Jim Thorpe Award. A junior, Buckley blew away the Florida State record for interceptions with 12 in 1991. He intercepted passes in eight of FSU's 12 regular season contests to lead the country in pickoffs. Against Michigan in Ann Arbor, his interception and 40-yard return for a touchdown on the game's first play set the stage for a 51-31 Florida State win. A native of Pascagoula, Miss., Buckley also demolished the Florida State career record with 21 INTs in just three seasons. His 501 career return yards broke an NCAA record that had stood since 1974. Following the year, Buckley entered the NFL draft and was selected by the Green Bay Packers with the fifth pick in the first round. He's been named one of the Top 100 Greatest College Football Players of all-time by CollegeFootballNews and named one of Sports Illustrated's Ten for the Ages' Defensive Back Game Breakers of all-time in college football. Buckley's FSU jersey No. 27 was retired in 2011.

**1991**

## BUTKUS AWARD

*Emblematic of the nation's top collegiate linebacker, established by the Downtown Athletic Club of Orlando and named for College Hall of Famer Dick Butkus of Illinois.***Paul McGowan**

- Inside Linebacker
- 1984-87

**1987 BUTKUS AWARD WINNER**

Calling the Butkus Award for linebackers, "The Heisman of the Bad Guys," FSU inside linebacker Paul McGowan accepted the award

from Dick Butkus himself in December of 1987.

The 6-1, 230-pound McGowan won the award by a one-point margin over Ohio State's Chris Spielman. McGowan won the award based on a senior season in which he totaled 150 tackles, including 97 solo stops and 11 behind the line of scrimmage. He was named to the Associated Press, Sporting News and Football News first team All-America squads.

**1987****Marvin Jones**

- Inside Linebacker
- 1990-92

**1992 BUTKUS AWARD WINNER**

The top player in the nation in 1992, Marvin Jones became the first Seminole to capture two national awards in the same year when he earned both the Butkus Award for linebackers and the Lombardi Award for linemen and linebackers following his junior season.

Florida State's third two-time consensus All-American, Jones tallied 111 tackles and seven tackles for a loss in 1992 while leading the Seminoles to an 11-1 record. He made 10 or more tackles in nine games and finished fourth in the balloting for the Heisman Trophy.

He finished his career seventh on FSU's career tackle chart with 369 and third on the all-time list with 28 tackles for loss. A first team All-ACC choice out of Miami, Fla., Florida State tailored its nationally-ranked defense to Jones' strength in 1992.

Jones left Tallahassee for the NFL after his junior season, and at the time, was the highest Seminole draft choice when he was selected fourth overall by the New York Jets.

**1992**

LOU GROZA AWARD

The Lou Groza award recognizes the top place kicker of the year and is presented by the Palm Beach County Sports Authority, in conjunction with the Orange Bowl Committee.



**Sebastian Janikowski**

- Placekicker
- 1997-99

1998 & 1999 LOU GROZA WINNER

Sebastian Janikowski became the first Seminole to win the Lou Groza Award when he was named the nation's top kicker in 1998. He became the first kicker to win back-to-back Groza awards in 1999.

Janikowski set Florida State and Atlantic Coast Conference records with 27 field goals in 1998. He nailed a remarkable 84.4 percent (27-of-32) field goals in 1999 and led the nation with an average of 2.23 per game. His 123 points were the most scored in a single season by a kicker in FSU or ACC history. He matched Bill Capece's Florida State record for field goals in a game by booting five at Maryland in 1998 and vs. NC State in 1999. His 53-yard field goal against Clemson tied for the third longest in Seminole history and he kicked 10 of 40 yards or more. He was named first team Associated Press and Football Writer's All-America along with earning first team All-ACC honors.



**Graham Gano**

- Placekicker
- 2006-08

2008 LOU GROZA WINNER

Graham Gano brought home the third Lou Groza Award in school history in 2008. That season Gano finished first in the FBS for field goals made, percentage of field goals converted and 50-yard field goals made. He was one of only two kickers in college to make over 90% of his field goal attempts that season and he was the highest scoring kicker in America. Gano was a Rivals.com, Scout.com and CBS Sports first team All-American, a Walter Camp, Associated Press, Sporting News, SI.com and Phil Steele second team All-American. He also earned All-ACC First Team honors. Gano is the only kicker in FSU history to convert over 90% of his field goals in a season. He is the Seminoles single season record holder for 50 yard field goals and he finished second for career 50-yard field goals at FSU despite kicking for just one season. At one point in 2008 Gano made 18 consecutive field goals covering 55 days after missing his first career field goal attempt against Wake Forest. He also made five straight attempts from 50 yards or longer.



LOMBARDI AWARD

The Lombardi Award honors the outstanding college lineman/linebacker of the year, sponsored by the Rotary Club of Houston.



**Marvin Jones**

- Inside Linebacker
- 1990-92


1992 LOMBARDI AWARD WINNER

The top player in the nation in 1992, Marvin Jones became the first Seminole to capture two national awards in the same year when he earned both the Butkus Award for linebackers and the Lombardi Award for linemen and linebackers following his junior season.

Florida State's third two-time consensus All-American, Jones tallied 111 tackles and seven tackles for a loss in 1992 while leading the Seminoles to an 11-1 record. He made 10 or more tackles in nine games and finished fourth in the balloting for the Heisman Trophy.

He finished his career seventh on FSU's career tackle chart with 369 and third on the all-time list with 28 tackles for loss. A first team All-ACC choice out of Miami, Fla., Florida State tailored its nationally-ranked defense to Jones' strength in 1992.

Jones left Tallahassee after his junior season for the NFL, and at the time, was the highest Seminole draft choice ever when he was selected fourth overall by the New York Jets.



**Jamal Reynolds**

- Defensive End
- 1997-00

2000 LOMBARDI AWARD WINNER

Defensive end Jamal Reynolds became just the second Florida State player to win the Lombardi Award when he was named the nation's most outstanding lineman/linebacker following his senior year.

A consensus All-American following the 2000 season, Reynolds was another in a long and prominent line of great defensive linemen for the Seminoles that included 1999 Lombardi runner-up Corey Simon. Reynolds joined Seminole star Marvin Jones who won the Lombardi in 1992 from his middle linebacker position. Reynolds led the Seminoles in sacks as a senior with 12 and forced four fumbles for a defense that was among the nation's best in 2000. He finished the year with 58 tackles including 28 unassisted stops and had two safeties on the year. His 23.5 career quarterback sacks ranks fourth all-time at FSU and his 12 sacks as a senior ties him with Ron Simmons (1977) as the fifth best season ever. Reynolds was the first FSU player selected in the 2001 NFL draft when he was taken in the first round by the Green Bay Packers with the 10th pick. Reynolds' distinction as a consensus All-American puts him in the company of Peter Boulware (1996), Reinard Wilson (1996) and Andre Wadsworth (1997), who also earned the distinction at defensive end.



**Corey Simon**

- Nose Guard
- 1996-99

1999 LOMBARDI AWARD RUNNER-UP



**Andre Wadsworth**

- Defensive End
- 1994-97

1997 LOMBARDI AWARD RUNNER-UP



# O'BRIEN, MAXWELL & UNITAS AWARDS

The Davey O'Brien Award honors the No. 1 quarterback in the nation, presented by the Davey O'Brien Educational and Charitable Trust of Fort Worth. The award is named for TCU Hall of Fame quarterback Davey O'Brien (1936-38).

The Maxwell Award is presented to the nation's outstanding college football player by the Maxwell Football Club of Philadelphia.

The Johnny Unitas Award is presented by the Johnny Unitas Golden Arm Educational Foundation, to the best senior college quarterback in the country. The award is named for Hall of Fame quarterback Unitas, who played at Louisville before his 18-year NFL career.



## Charlie Ward

- Quarterback
- 1989-93



1993 DAVEY O'BRIEN AWARD WINNER  
 1993 JOHNNY UNITAS GOLDEN ARM AWARD WINNER  
 1993 MAXWELL AWARD WINNER

The most decorated player in the history of college football, Charlie Ward won literally every award he was eligible for as a senior signal caller. Ward, who led the Seminoles to their first national championship, became Florida State's first Heisman Trophy winner in 1993.

A native of nearby Thomasville, Ga., Ward waited for his turn at quarterback and overcame a rough start as a junior to become the finest player in Florida State history.

Ward saw his jersey No. 17 jersey retired and, remarkably, has played in the NBA for 11 years. He became only the second football player in history to win the prestigious Sullivan Award.



## Chris Weinke

- Quarterback
- 1997-2000



2000 DAVEY O'BRIEN AWARD WINNER  
 2000 JOHNNY UNITAS GOLDEN ARM AWARD WINNER

The first three-year starter at quarterback for the Seminoles under Bobby Bowden, Chris Weinke became the second FSU player to win the Davey O'Brien Award. He became the third FSU quarterback to win the Johnny Unitas Award when he was named the nation's best quarterback joining FSU alums Charlie Ward (1993) and Casey Weldon (1991).

Weinke led the nation in passing as a senior with 4,167 yards and averaged 347.3 yards per game. Weinke led the Seminoles to an undefeated season and the national championship as a junior in 1999 and compiled a remarkable 32-3 record as a starter at FSU, which ranked as the seventh best winning percentage in NCAA history.

Weinke set both the Florida State and Atlantic Coast Conference record for career passing with 9,839 career passing yards and would set 26 school records during his career. His 79 career touchdown passes ranked as the 12th best performance in the NCAA history and his career passing yards placed him at 18th on the NCAA's all-time list. Weinke owns the first, second and fourth best passing games in FSU history headlined by a school record 536 passing yards against Duke in 2000.

Weinke also won the Heisman Trophy as a senior signifying his selection as the nation's best player. Weinke's No. 16 jersey was retired at a ceremony during halftime of the 2001 spring football game.



1993

Charlie Ward



## Casey Weldon

- Quarterback
- 1988-91



1991 JOHNNY UNITAS GOLDEN ARM AWARD WINNER

Quarterback Casey Weldon capped a great senior season with the 1991 Johnny Unitas Golden Arm Award. Weldon, who was runner-up for the Heisman Trophy, completed 189-of-313 passes for 2,527 yards and 22 touchdowns in leading the Seminoles to an 11-2 record and 4th-place finish in the Associated Press poll.

A native of Tallahassee, Weldon was truly a hometown hero who won over fans with a combination of exceptional talent and great desire. He led the Seminoles to a 10-2 win over powerful Texas A&M in the Cotton Bowl as a senior.



1991

Casey Weldon

2013 PREVIEW  
 SEMINOLES  
 2013 SEMINOLES  
 COACHING STAFF  
 2012 SEASON IN REVIEW  
 THIS IS FSU  
 HONORS  
 SEMINOLES IN THE PROS  
 RECORDS  
 FSU ADMINISTRATION



### Jamie Dukes

#### 25 • Fred Biletnikoff

- Wide Receiver, 6-1, 186
- Erie, PA (Tech Memorial)



Florida State's first consensus All-American in 1964...capped his outstanding career in that season with 57 receptions as a senior to rank fourth nationally...also scored 11 touchdowns as a senior, not counting his four-TD performance that year in the Gator Bowl...had 87 receptions for 1,463 yards and 16 touchdowns over his career...was a second round selection of the Oakland Raiders in 1965 and played in six Pro Bowls...was the MVP of Super Bowl XI and was inducted into the Pro Football Hall of Fame in 1988...later enshrined into the College Football Hall of Fame in 1991.

#### 34 • Ron Sellers

- Wide Receiver, 6-4, 187
- Jacksonville, FL (Paxon)



The most prolific pass catcher in Florida State history...still owns 14 Seminole receiving records...caught 212 passes for 3,598 yards from 1966-68...averaged 119.9 receiving yards per game over his career and caught a pass in 30 consecutive games...was a consensus All-American in 1967...made 70 catches for 1,228 yards and eight touchdowns as a junior and had 86 receptions for 1,496 yards and 12 scores as a senior...caught at least 13 passes in a game seven times, had 18 100-yard receiving games and five 200-yard days in his career...inducted into the College Football Hall of Fame in 1988.

#### 51 • Ron Simmons

- Nose Guard, 6-1, 235
- Warner Robins, GA (Warner Robins)



#### TWO-TIME HONOREE

The most dominating defensive lineman in Seminole history...earned consensus All-America honors twice (1979 and 1980)...finished ninth in Heisman Trophy balloting as a junior (1979) after recording 81 tackles, six sacks and 17 tackles for loss...had 46 tackles, five for loss, and two sacks in 1980...led Florida State to a pair of Orange Bowl appearances and FSU's highest-ever national rankings at that time...career totals included 25 sacks and 44 tackles for loss...held Seminole records for season and career sacks until the 1996 season...first FSU defender to have his number retired.

#### 26 • Greg Allen

- Tailback, 6-0, 200
- Milton, FL (Milton)



Earned consensus All-America honors after his junior season in 1983...rushed for 1,134 yards and 13 touchdowns that year on 200 carries...still holds 13 Florida State season and career rushing records...scored 20 TDs on the ground in 1982 to set an FSU season mark and his 44



### LeRoy Butler

career rushing touchdowns still remain a program standard...rushed for 322 yards against Western Carolina as a freshman in 1981 to set the FSU record which still stands...ranks second on the Seminoles' all-time rushing list with 3,769 yards.



#### 64 • Jamie Dukes

- Offensive Guard, 6-0, 272
- Orlando, FL (Evans)

One of the finest offensive linemen in Florida State history...capped an outstanding career by earning consensus All-America honors as a senior in 1985...stepped onto the FSU campus in August of 1982 and immediately into the Seminole starting lineup...is one of just four offensive linemen in Florida State history to start every game as a freshman...started all 48 games over his career...went on to an 11-year NFL career, eight of which came with the Atlanta Falcons.



#### 2 • Deion Sanders

- Cornerback, 6-0, 195
- Fort Myers, FL (North Fort Myers)

#### TWO-TIME HONOREE

The most exciting athlete in college football during his era...two-time consensus All-American (1987 and 1988)...won the Jim Thorpe Award signifying the nation's top defensive back in 1988...picked off 14 passes over his career, not including three in bowl games...also an outstanding return man who led the nation in punt returns by averaging 15.2 yards as a senior in 1988...still holds seven Florida State records for interceptions and punt returns...lettered in three sports (football, baseball and track) while at FSU...carried on his multi-sport career in the pros...won a pair of Super Bowl rings (with San Francisco and Dallas) and also played in the World Series (with Atlanta) as a pro athlete...considered the finest athlete ever to attend Florida State...had his jersey retired in 1995...he was inducted into the Pro Football Hall of Fame in 2011 and the College Football Hall of Fame in 2011.



#### 6 • LeRoy Butler

- Cornerback, 6-0, 194
- Jacksonville, FL (Lee)

Continued Florida State's tradition as Cornerback U when Deion Sanders departed...was a consensus All-American in 1989 after moving from safety to replace Sanders...finished that season among the nation's leaders with seven interceptions and returned one for a touchdown...also ranked third on the team with 94 tackles and broke up nine passes...among FSU's most recognized players due to his role in the legendary "Puntrooskie" play that beat Clemson in 1988...played in the Pro Bowl four times and won two Super Bowl rings in a 12-year NFL career with the Green Bay Packers.



#### 55 • Marvin Jones

- Linebacker, 6-2, 230
- Miami, FL (Northwestern)

#### TWO-TIME HONOREE

The finest middle linebacker in Florida State history...earned consensus All-America honors as a sophomore (1991) and junior (1992) before departing for the NFL...recorded at least 110 tackles in each of his three seasons...had 111 as a junior when he won the Butkus and Lombardi Awards...made 125 stops, including 13 for loss, during his sophomore campaign...ranks seventh in school history in career tackles with 369 despite playing just three seasons...burst onto the national scene as a true freshman in 1990 when he made 133 tackles and became a starter by the season's third game...played 12 seasons in the NFL with the New York Jets.



#### 27 • Terrell Buckley

- Cornerback, 5-10, 175
- Pascagoula, MS (Pascagoula)

Owns most of Florida State's interception records after a stand-out three-year career in Tallahassee...earned consensus All-America honors in 1991 and...became the second Seminole to win the Jim Thorpe Award when he received recognition as the nation's top defensive back that season...finished 7th in the Heisman voting in 1991...picked off a Seminole season record 12 passes in 1991 and had at least one in eight of 12 regular season games...holds the FSU career record for interceptions with 21 and his 501 career interception return yardage still ranks as an NCAA record...also a standout on punt returns...scored seven touchdowns over his career, four on interceptions and three on punts...was the fifth pick in the first round of the 1992 NFL Draft and spent 14 years in the league. He's been named one of the Top 100 Greatest College Football Players of all-time by CollegeFootballNews and named one of Sports Illustrated's Ten for the Ages' Defensive Back Game Breakers of all-time in college football...had his jersey at FSU retired in 2011.



#### 17 • Charlie Ward

- Quarterback, 6-2, 190
- Thomasville, GA (Central)

The most decorated player in college football history and the 1993 Heisman Trophy winner...earned consensus All-America honors as a senior while leading Florida State to its first national championship...completed 264-of-380 passes as a senior for 3,032 yards with 27 touchdowns and just four interceptions...best game of his Heisman year was a 446-yard, four-touchdown performance in a 33-21 win at Florida...the first consensus All-America quarterback ever at FSU...posted a 22-2 record in his two seasons as a starter...was also a four-year starter at point guard on the Seminole basketball team...spent more than a decade in the NBA.



#### 10 • Derrick Brooks

- Linebacker, 6-1, 226
- Pensacola, FL (Washington)

#### TWO-TIME HONOREE

Two-time consensus All-American in 1993 and 1994...big-play man on Florida State's dominating defense those two seasons...scored three touchdowns on a pair of interceptions returns and a fumble return as a junior...finished that season with 77 tackles, seven for loss, and was named the ACC's Defensive Player of the Year...made 77 tackles again as a senior in 1994 and also had four for loss and three quarterback sacks...top scholar-athlete who won an NCAA post-graduate scholarship and a place on the Academic All-America team...was a 1995 first round draft pick of the Tampa Bay Buccaneers and was named to the Pro Bowl in 1997 in just his third season in the league and played in 10 straight Pro Bowls...had his jersey retired at Florida State in 2010.





## Peter Boulware



### 8 • Corey Sawyer

- Cornerback, 5-11, 175
- Key West, FL (Key West)

An All-America selection by The Sporting News, UPI, Walter Camp and Football News as a starting cornerback on the 1993 national championship team...stands fifth on the all-time FSU career interception list with 13...sealed Florida State's win at Florida with his sixth interception of the 1993 season...led the ACC in interceptions and pass break-ups (11) that year...also an outstanding punt return man for the Seminole special teams...drafted by the Cincinnati Bengals following his 1993 junior campaign in the fourth round.



### 2 • Clifton Abraham

- Cornerback, 5-9, 185
- Dallas, TX (D.W. Carter)

Continued a tradition of talented FSU cornerbacks as the fifth consecutive consensus All-American at that position in 1994...started for three years at corner including the 1993 national championship season...a finalist for the Thorpe Award...a two-time selection on the first team All-ACC squad...established an FSU record with four career touchdowns off of blocked punts...finished career with 160 total tackles, 22 pass break-ups and eight interceptions.



### 53 • Clay Shiver

- Center, 6-2, 280
- Tifton, GA (Tift County)

Anchored the Seminole offensive line as the starter at center for three seasons...a three-time All-ACC center who earned consensus All-America status in 1995...team captain and Lombardi semifinalist during his senior year...won Jacob's Blocking Trophy as the ACC's top offensive lineman in 1994...tabbed by Coach Bowden as the best center he has coached in his career at Florida State...drafted by the Dallas Cowboys in the third round of the 1996 NFL Draft.



### 58 • Peter Boulware

- Defensive End, 6-5, 255
- Columbia, SC (Spring Valley)

One of the top pass rushers to ever wear the Garnet and Gold...led the nation and set an FSU single season record with 19 sacks in 1996 to earn consensus All-America honors...named the Football News' National Defensive Player of the Year...a first team All-ACC selection and conference Defensive Player of the Year in 1996...finished his three-year career with 34 career sacks...that figure ranks second in the Seminole record books only to teammate Reinard Wilson's 35.5...drafted by the Baltimore Ravens with the fourth pick in the first round of the 1997 NFL Draft.



### 55 • Reinard Wilson

- Defensive End, 6-2, 255
- Lake City, FL (Columbia)

Earned consensus All-America honors as a senior in 1996 when he led the Seminoles in tackles with 105 and recorded 13.5 sacks...became FSU's all-time career sack leader during that season and finished his career with 35.5...led a Florida State defense that ranked first nationally against the rush and third in total defense that year...one of four Seminoles picked in the first round of the 1997 NFL Draft as the Cincinnati Bengals' 14th overall choice.



### 1 • Sam Cowart

- Linebacker, 6-3, 239
- Jacksonville, FL (Mandarin)

Returned from an injured knee that forced him to take a redshirt year in 1996 to earn consensus All-America status in 1997...named a finalist for the Butkus and Bronko Nagurski Awards...led the team with 116 tackles in his senior campaign...set an FSU record with three fumbles returned or recovered for touchdowns in 1997...ended career ranked 10th on the FSU all-time tackle list with 338...earned the ACC's Brian Piccolo Award for the Comeback Player of the Year...led the Seminoles in tackles during his junior season (1995) with 115 and 10 for loss...drafted by the Buffalo Bills in the second round of the 1998 NFL Draft.



### 85 • Andre Wadsworth

- Defensive End, 6-4, 267
- Miami, FL (Fla. Christian)

Went from walk-on in 1993 to consensus All-America as a senior in 1997...parlayed that success to become Florida State's highest ever NFL Draft pick as he was taken with the third overall pick in the first round by the Arizona Cardinals...named the 1997 ACC Defensive Player of the Year as well as to the All-ACC first team...a finalist for the Lombardi Award...led the ACC in sacks with 16 during his senior season...that total ranks second on the FSU all-time single season list...finished his career with 233 total tackles and 23 sacks...career sack figure is fourth in school history...started for two seasons at nose guard before moving to defensive end in his final year.



### 38 • Sebastian Janikowski

- Placekicker, 6-2, 255
- Daytona Beach, FL (Seabreeze)

#### TWO-TIME HONOREE

A two-time consensus All-American (1998 and 1999) who is also the first and only two-time Lou Groza Award winner...led the nation as a senior averaging 2.1 field goals per game...did not miss an attempt from inside 45 yards as a senior...named to the All-ACC first team...twice tied Bill Capece's FSU record for field goals in a game with five against Maryland in 1998 and NC State in 1999...ranked third in the NCAA and led the ACC in scoring with 10.5 points per game in 1999...broke the ACC career scoring record, set by fellow Seminole Scott Bentley (93-96) at 326...career-long field goal was a 54-yarder against Florida in 1999, tying the second-longest field goal in school history at the time...was 23-30 on field goals as a senior, including a perfect 15-15 from the 30-yard range...made 66 of 83 career field goals and 126 of 129 extra points...was also a weapon on kickoffs as 57 of his 83 kicks resulted in touchbacks (68.7%)...has had just 26 of his kickoff's returned this season and only two of those past the 24-yard line...left FSU after his junior season and was selected in the first round of the 2000 NFL draft by the Oakland Raiders.



## Corey Simon



### 9 • Peter Warrick

- Flanker, 6-0, 195
- Bradenton, FL (Southeast)

#### Two-Time Honoree

Two-time consensus All-American (1998 and 1999) who had more touchdown receptions (32) than any player in FSU history...finished his career as the ACC's all-time receiving yardage leader with 3,517...second to Ron Sellers on FSU's career receiving yards list and receptions chart (207)...as a senior caught 71 passes for 934 yards and eight touchdowns...averaged 13.2 yards per reception in 1999...also ran for 96 yards on 16 carries and three touchdowns...dangerous punt return man who averaged 12.6 yards on 18 returns and scored one TD...lined up at quarterback several times...ran for two scores while at quarterback and also threw for a touchdown...carried a school record streak of 40 straight games with at least one catch into the Sugar Bowl, then set a bowl record by scoring three touchdowns and adding a two point conversion...caught at least six passes in eight of his nine regular season appearances as a senior...selected in the first round of the NFL draft by the Cincinnati Bengals.



### 53 • Corey Simon

- Nose Guard, 6-4, 275
- Pompano Beach, FL (Ely)

One of the finest defensive linemen in FSU history...consensus All-America selection following his senior season in which he was a finalist for both the Lombardi Award and Outland Trophy...led FSU defensive linemen and was fourth on the team with 84 tackles, including 48 solo stops...led the ACC with 21 tackles for loss...also had four quarterback sacks and three passes broken up...had eight games with at least seven tackles...put together his two finest games in road wins over Clemson (with a career high 10 tackles, including three for loss) and Virginia...his interception while covering running back Thomas Jones of the Cavaliers is one of the most impressive plays by a lineman...also blocked a punt against the Cavaliers...was named the ACC Defensive Lineman of the Week for his play at Virginia...was selected ESPN Player of the Game vs. Clemson and Virginia...had at least one tackle for loss in all 11 games.

**Alex Barron****68 • Jason Whitaker**

- Offensive Guard, 6-5, 300
- Panama City, FL (Mosley)

FSU's first consensus All-America offensive lineman since Clay Shiver in 1994...earned first team All-ACC honors for the second year in a row in 1999...started 24 consecutive games over his last two seasons...played despite injuries during most of his last two seasons...leader of the FSU offensive line that produced the school's first undefeated season...leadership role was instrumental in guiding FSU as the only team in AP history to go through an entire season ranked No. 1...played split guard in 1998, but moved to tight guard in 1999 where he used his mobility to lead block on pulling plays...excellent open field blocker.

**27 • Tay Cody**

- Cornerback, 5-11, 180
- Blakely, GA (Early County)

FSU coaches felt that Cody had as good a senior season (2000) as any defensive back in Florida State history...covered so well that teams stayed away from his side of the field over the last half of the season...outstanding open-field tackler and great fundamental man-to-man defender... named to College Football New's All-America first team and was a first team All-ACC selection...started at right corner all four seasons, after redshirting in 1996...doubled his career interceptions with six as a senior, averaging .50 interceptions per game...tied for sixth all-time in career interceptions at Florida State with 12...ranks seventh at Florida State in single season interceptions with six...had 81 tackles for the season, averaging 6.7 tackles per game for the season, second among all defensive backs at Florida State...had 200 return yards off his six interceptions, averaging 16.7 all-purpose yards per game...had a season-long interception return against NC State when he picked off Phillip Rivers and returned it 52 yards for a touchdown...closed out the season with four-straight games with at least one interception.

**13 • Marvin "Snoop" Minnis**

- Flanker, 6-1, 185
- Miami, FL (Northwestern)

FSU's leading receiver in 2000 who capped off a stellar senior season with eight catches for a career-high 187 yards and two touchdowns in FSU's win over Florida...a finalist for the 2000 Biletnikoff Award...named first team All-ACC...had a team-high 63 receptions which ranks ninth on the FSU single season receptions list...enjoyed his first career 1,000-yard season with 1,340 yards as a senior which ranks second on the FSU single season receiving yardage chart...had 2,098 career receiving yards which ranks 11th all time at FSU...team-leading 11 touchdowns as a senior ranks tied for seventh on the FSU single season touchdown catches list...recorded 17 career touchdowns which ties for

12th all-time at FSU...had more receptions in 2000 than he recorded the previous three seasons combined (52)...his 115 career receptions ranks 17th on the FSU career receptions chart...led the ACC and was third in the nation with a 111.7 receiving yards per game average...was on the receiving end of FSU's longest pass in history when he caught a 98-yard touchdown pass from Chris Weinke in the Clemson game which also tied the ACC record...averaged 5.25 catches per game as a senior in 2000 which ranked third in the ACC and ranks 13th best on the FSU all-time single season chart...had seven, 100+ yard games that season, including 163 yards off of four catches in the Clemson game...was FSU's reception leader in eight games and led FSU in receiving yards in eight games.

**58 • Jamal Reynolds**

- Defensive End, 6-4, 254
- Aiken, SC (Aiken)

A consensus All-American following the 2000 season, Reynolds was another in the prominent line of great defensive linemen for the Seminoles...became just the second Florida State player to win the Lombardi Award when he was named the nation's most outstanding lineman/linebacker following his senior year...joins Seminole star Marvin Jones who won the Lombardi in 1992 from his middle linebacker position...led the Seminoles in sacks as a senior with 12 and forced four fumbles for a defense that was among the nation's best in 2000...finished the year with 58 tackles including 28 unassisted stops and had two safeties on the year...his 23.5 career quarterback sacks ranks fourth all-time at FSU and his 12 sacks as a senior tie him with Ron Simmons (1977) as the sixth best season ever...was the first FSU player selected in the 2001 NFL draft when he was taken in the first round by the Green Bay Packers with the 10th pick...distinction as a consensus All-American puts him in the company of Peter Boulware (1996), Reinard Wilson (1996) and Andre Wadsworth (1997), who also earned the distinction at defensive end.

**70 • Alex Barron**

- Offensive Tackle, 6-6, 308
- Orangeburg, SC (Wilkinson)

Two-Time Honoree

Joined Ron Simmons, Deion Sanders, Derrick Brooks, Marvin Jones, Sebastian Janikowski and Peter Warrick as Florida State's seventh two-time consensus All-American (2003 and 2004)...the only Seminole offensive lineman in school history to earn the distinction and have his locker sealed...in 2003, became the first FSU consensus All-American on the offensive line since offensive guard Jason Whitaker earned the distinction following the 1999 season...a two-time, first team All-ACC honoree...started 24 of 25 games at tackle over the final two years of his career...regarded as the nation's top pass blocker as a junior and a senior...selected in the first round of the 2005 NFL Draft by the St. Louis Rams.

**62 • Rodney Hudson**

- Offensive Guard, 6-2, 282
- Mobile, AL (B.C. Rain)

One of the finest offensive linemen in FSU and ACC history...a four-year starter who capped off his career as the most decorated offensive lineman in Atlantic Coast Conference history earning consensus first team All-American honors, the first by a Seminole since Alex Barron in 2004...one of three finalists for the 2010 Outland Trophy...won consecutive Jacobs Blocking Trophies (2009 and 2010) as the ACC's most dominant lineman and was just the second lineman in league history to be selected All-ACC four times and the first selected first team three times...nine-time ACC Offensive Lineman of the Week over the course of his career; more than any player at any position in conference history...he started all 14 games at left guard in 2010, pushing his career

**Bjoern Werner**

total to 48 career starts...played 904 snaps as a senior in 2010 and led the team with 48 knockdown blocks while being penalized just once.

**45 • Shawn Powell**

- Punter, 6-4, 235
- Rome, GA (Darlington Prep)

Florida State's first consensus All-American punter and the school's all-time leader in multiple punting categories as a three-year starter... Football Bowl Subdivision national leader with a 47-yard average as a senior...fifth all-time in the Atlantic Coast Conference in career punting average (44.2 yards per punt)...earned first team All-America honors from the Walter Camp Foundation and the American Football Coaches Association (AFCA), as well as ESPN.com and Rivals.com...selected first team All-ACC (the first in FSU's 20 years of league membership)...winner of the College Football Performance Awards 2011 Performer of the Year Award...punted 57 times for 2,681 yards...had 24 punts of 50 or more yards with at least one 50-plus yarder in nine of 13 games...23 punts downed inside the 20 which included 14 inside the 10-yard line - a staggering total...forced seven fair catches...finished his career as FSU's all-time leader with a 44.2 average (168-7,424), smashing Rohn Stark's previous mark of 42.7.

**95 • Bjoern Werner**

- Defensive End, 6-4, 265
- Berlin, Germany/Salisbury (Conn.)

A destructive force from Berlin, Germany, Werner became Florida State's first unanimous All-America defender since 2000 capturing First Team All-America honors from Walter Camp, Sporting News, AFCA, Associated Press, CBSSports.com and Pro Football Weekly...selected the ACC Defensive Player of the Year while leading Florida State to its first ACC Championship since 2005 and its first BCS Bowl win in over a decade...recorded 18.0 tackles for loss and an ACC-leading 13.0 sacks during his final campaign before being selected as the No. 24 overall pick in the 2013 NFL Draft by the Indianapolis Colts...also had eight pass breakups proving to be one of the nation's most versatile defensive players...in addition to earning All-ACC First Team accolades, he was a finalist for the Bronko Nagurski Award...wrapped up his three-year Garnet and Gold career ranking in the Top 10 in FSU history in sacks (23.5) and tackles for loss (35.0).



# SEMINOLE ALL-AMERICANS

## 1948

Hugh Adams (T) AP (L), PBW (L)

## 1949

Hugh Adams (T) AP (L)  
Jerry Morrical (G) AP (L)

## 1951

Tommy Brown (HB) AP (L-HM)  
Curt Campbell (E) WMG (L), AP (L-HM)  
Bill Dawkins (G) AP (L)  
Nelson Italiano (HB) AP (L-HM)  
Mike Sellers (FB, LB) AP (L-HM)

## 1952

Curt Campbell (E) AP (L)

## 1953

Bobby Fiveash (HB) AP (L-HM)  
Jimmy Lee Taylor (E) AP (L-HM)

## 1954

Al Makowiecki (LT) NIAA (1), AP (L-2)

## 1956

Lee Corso (HB) AP (HM)

## 1958

Fred Pickard (HB) UPI (HM), AP (HM), WMG (HM)  
Bobby Renn (QB) UPI (HM)  
Tony Romeo (E) AP (HM), UPI (HM)  
Al Ulmer (G) AP (HM), UPI (HM)

## 1959

Joe Majors (QB) AP (HM)  
Fred Pickard (HB) UPI (HM), AP (HM)  
Al Ulmer (G) UPI (HM)

## 1962

Gene McDowell (G) AP (3)

## 1964

Fred Biletnikoff (E) AP (1), FWA (1), NEA (1), FN (1), NY (1), UPI (2), AFC (2), NCAA

## 1965

Jack Shinholser (DMG) AP (HM), NEA (2)

## 1966

Gary Pajcic (QB) AP (HM)  
Del Williams (OG) NEA (2), UPI (2), AP (2)

## 1967

Kim Hammond (QB) AP (2), UPI (2)  
Ron Sellers (FL) AP (1), AFC (1), NEA (1), FN (1), UPI (2), FWA (2), NCAA

## 1968

Ron Sellers (FL) AP (1), AFC (1), FN (1), SN (1), KOD (1), TIME (1), UPI (2), NEA (2), FWA (2)

Dale McCullers (LB) NEA (1), AP (3)  
Jack Fenwick (OL) AP (HM)  
Bill Cappleman (QB) AP (HM)

## 1971

Rhett Dawson (WR) AP (3)  
Gary Huff (QB) AP (HM)  
J.T. Thomas (DB) AP (HM)

## 1972

Larry Strickland (LB) AP (HM)  
Gary Huff (QB) FWA (1), AFC (1), GRID (1), TIME (1), CH (1), CPFW (1), FN (2), UPI (2), AP (HM)  
Barry Smith (WR) AFC (1), CH (1), AP (2), UPI (2), US (2), FN (3), GRID (3), AAC (1)  
James Thomas (DB) TIME (1), CPFW (1), US (1)

## 1976

Ed Beckman (TE) AP (HM)  
John Thames (DT) AP (HM)  
Gil Wesley (C) FN (3)  
Kurt Unklaub (WR) FN (FR-2)

## 1977

Wade Johnson (OG) AP (HM)  
Willie Jones (DE) AP (HM)  
Larry Key (RB) AP (HM)  
Ron Simmons (MG) AP (HM), FN (HM), FN (FR)  
Nat Terry (DB) AP (HM)  
Scott Warren (DE) CH (1)  
Gil Wesley (C) CH (1), FN (SO-3)

## 1978

Mike Good (OG) AP (HM)  
Charles Ferguson (LB) FN (FR-2)  
Jackie Flowers (WR) AP (HM), SN (HM)  
Nate Henderson (OT) AP (HM)  
Willie Jones (DE) UPI (2), AP (HM), SN (HM)  
Ron Simmons (MG) FN (SO-1), FN (3), AP (HM)  
Scott Warren (DE) CH (1)  
Gil Wesley (C) CH (1)

## 1979

Monk Bonasorte (DB) AP (3)  
Bobby Butler (CB) AP (HM)  
Jackie Flowers (WR) AP (HM), SN, UPI (2), FN (2)  
Mike Good (OG) AP (HM)  
Jimmy Jordan (QB) SN (HM)  
Ken Lanier (OT) AP (HM)  
Ron Simmons (NG) SN (HM), AP (1), UPI (1), CAMP, FN (1), AFCA, KOD, NCAA  
Scott Warren (DE) CH (1), AP (HM)  
Gil Wesley (C) CH (1)

## 1980

Monk Bonasorte (DB) FN (2), AP (HM)  
Bobby Butler (DB) NEA (1), AP (3)  
Greg Futch (OG) AP (HM)  
Reggie Herring (LB) AP (2)  
Ken Lanier (OT) AP (2)  
Mark Macek (OT) AP (HM)  
Paul Piurowski (LB) AP (HM)  
Ron Simmons (MG) CAMP (1), UPI (1), KOD, SN (1), AFCA, FN (3), NCAA  
Rohn Stark (P) FWA (1), KOD, UPI (1), SN (1), FN (3)

## 1981

Greg Allen (TB) AP (HM), FN (FR)  
Garry Futch (DT) AP (HM)  
Tom McCormick (C) AP (HM)  
Rohn Stark (P) SN (1), UPI (1), NEA (1), HI (1)  
Barry Voltapetti (OT) AP (HM)

## 1982

Greg Allen (TB) AP (HM)  
Alphonso Carreker (DT) AP (HM)  
Harvey Clayton (DB) AP (HM)  
Jamie Dukes (OG) FN (FR)  
Hassan Jones (WR) FN (FR)  
Tom McCormick (C) AP (HM)  
Isaac Williams (DL) SN (FR), FN (FR)  
Ricky Williams (RB) AP (HM)  
Tommy Young (LB) AP (HM)

## 1983

Greg Allen (TB) UPI (1), CAMP, FN (2), AP (3), NCAA  
Alphonso Carreker (DT) FN (3), AP (HM)  
Tom McCormick (C) AP (HM)  
Herbert Harp (OL) FN (HM)  
Jamie Dukes (OG) FN (HM)

## 1984

Greg Allen (TB) CAMP, FN (1), UPI (2), AP (3)  
Louis Berry (P) AP (HM)  
Jamie Dukes (OG) FN (2), AP (HM)  
Jessie Hester (WR) AP (HM), FN (HM)  
Derek Schmidt (KS) AP (HM)  
Henry Taylor (ILB) AP (HM)

## 1985

Louis Berry (P) AP (HM)  
Jamie Dukes (OG) CAMP, FWA (1), UPI (2), AP (2), FN (3), NCAA  
Chip Ferguson (QB) SN (FR-2), FN (FR-2)  
Victor Floyd (TB) AP (HM)  
John Ionata (OT) FN (HM), AP (HM)  
Hassan Jones (WR) AP (HM)  
Pablo Lopez (OT) FN (SO-3)  
Martin Mayhew (CB) FN (HM), AP (HM)  
Paul McGowan (ILB) FN (SO-2), AP (HM)  
Gerald Nichols (DT) AP (HM)  
Derek Schmidt (KS) UPI (HM), AP (HM)  
Stan Shiver (SS) FN (FR-2)  
Pat Tomberlin (OG) AP (HM)  
Isaac Williams (OT) FN (HM), AP (HM)

## 1986

Louis Berry (P) AP (HM)  
Pat Carter (TE) AP (HM)  
Steve Gabbard (DT) FN (SO-2)  
Fred Jones (ILB) AP (HM)  
Jason Kuipers (OG) FN (SO-3)  
Paul McGowan (ILB) AP (HM)  
Gerald Nichols (DT) AP (HM)  
Deion Sanders (CB) SN (1), AP (3), FN (SO), UPI (HM)  
Derek Schmidt (KS) AP (HM)  
Sammie Smith (TB) FN (FR)  
Pat Tomberlin (OG) AP (HM), FN (SO-2)

## 1987

Pat Carter (TE) SN (1), AP (2)  
Herb Gainer (WR) AP (HM)  
Odell Haggins (NG) AP (HM)  
Eric Hayes (DT) AP (HM)  
Jason Kuipers (OG) AP (HM)  
Paul McGowan (ILB) AP (1), SN (1), FN (1)  
Deion Sanders (CB) AP (1), UPI (1), FWA (1), AFCA, SN (1), FN (1), CAMP, KOD, SH, NCAA  
Derek Schmidt (KS) AP (3)  
Sammie Smith (TB) AP (HM)  
Pat Tomberlin (OT) AP (3)  
Terry Warren (OLB) AP (HM)

## 1988

Terry Anthony (WR) AP (HM), SN (HM)  
Chip Ferguson (QB) AP (HM), UPI (HM)  
Steve Gabbard (DT) AP (HM)  
Odell Haggins (NG) AP (2), SN (HM)  
Joey Ionata (OT) AP (HM)  
Jason Kuipers (OG) AP (HM)  
Bruce LaSane (WR) SN (HM)  
Ronald Lewis (WR) AP (HM), SN (HM)  
Deion Sanders (CB) AP (1), UPI (1), FWA (1), AFCA, SN (1), FN (1), CAMP, KOD, NCAA  
Stan Shiver (SS) AP (HM)  
Kelvin Smith (ILB) AP (HM)  
Sammie Smith (TB) AP (HM)  
Pat Tomberlin (OT) KOD (2), AP (2), UPI (2), SN (2), FN (2), CAMP  
Dayne Williams (FB) SN (HM)

## 1989

Terry Anthony (WR) SN (HM)  
LeRoy Butler (CB) AP (1), UPI (1), CAMP, SN (HM), NCAA  
Kirk Carruthers (ILB) SN (HM)  
Dexter Carter (TB) SN (HM)  
Lawrence Dawsey (WR) SN (HM)  
Odell Haggins (NG) KOD, CAMP, UPI (2), AFCA, FN (2), SN (HM)  
Eric Hayes (DT) SN (HM), FN (3)  
Ronald Lewis (WR) SN (HM)  
Michael Tanks (C) AP (1), FWA (1), UPI (2), SN (HM)  
Peter Tom Willis (QB) UPI (HM), SN (HM)

## 1990

Terrell Buckley (CB) AP (2), SN (2), FN (2)  
Lawrence Dawsey (WR) UPI (2), AP (1), FWA (1), SN (2), FN (3)  
Marvin Jones (ILB) AP (3)

2013 PREVIEW  
2013 SEMINOLES  
COACHING STAFF  
2012 SEASON IN REVIEW  
THIS IS FSU  
HONORS  
SEMINOLES IN THE PROS  
RECORDS  
ADMINISTRATION

SEMINOLE ALL-AMERICANS

1991

Terrell Buckley (CB)	AP (1), UPI (1), KOD, AFCA, FWA (1), CAMP, SN (1), FN (1), SH (1), NCAA
Kirk Carruthers (ILB)	UPI (HM)
Marvin Jones (ILB)	AP (1), UPI (1), FWA (1), CAMP, SN (1), SH (1), FN (3), NCAA
Amp Lee (TB)	CAMP, FN (3), SH (HM), UPI (HM)
Kevin Mancini (OT)	UPI (HM)
Patrick McNeil (OG)	FN (FR)
Casey Weldon (QB)	CAMP, FN (1), SH (1), AP (2), SN (2), UPI (HM)

1992

Derrick Brooks (OLB)	FN (SO)
Marvin Jones (ILB)	AP (1), UPI (1), KOD (1), FWA (1), AFCA, CAMP, SN (1), SH (1), FN (1), CPFW (1), NCAA
Patrick McNeil (OG)	FN (SO)
Corey Sawyer (CB)	AP (2), FN (2), UPI (HM), FN (SO)
Robert Stevenson (OT)	FN (2), UPI (HM)
Lewis Tyre (OG)	FN (FR)
Tamarick Vanover (WR/KR)	SN (1), CPFW (1), FN (FR)
Charlie Ward (QB)	AP (3), SN (2), UPI (HM), SH (HM)

1993

Derrick Alexander (DE)	FWA (1), AFCA (1), UPI (2), AP (3), FN (SO)
Derrick Brooks (OLB)	AP (1), UPI (1), FWA (1), SH (1), AFCA, KOD (1), CAMP (1), SN (1), FN (1), NCAA
Patrick McNeil (OG)	FN (3)
Corey Sawyer (CB)	CAMP, UPI (1), SN (1), FN (1), AP (2), NCAA
Clay Shiver (C)	UPI (HM), FN (SO)
Tamarick Vanover (WR)	FN (SO-2), SN (2)
Charlie Ward (QB)	AP (1), UPI (1), FWA (1), SH (1), AFCA, KOD (1), CAMP, SN (1), FN (1), NCAA

1994

Clifton Abraham (CB)	AFC (1), SN (1), AP (1), UPI (1), CAMP (1), FC/KOD (1), FN (1), SH (HM), NCAA
Derrick Brooks (OLB)	AFC (1), FNA (1), SN (1), AP (1), CAMP (1), FC/KOD (1), SH (1), UPI (2), AP (HM), NCAA
Derrick Alexander (DE)	FWA (1), AP (1), CAMP (1), UPI (2), SN (2), SH (HM)
Clay Shiver (C)	FWA (1), SH (1), AP (2), UPI (HM)
Kez McCorvey (WR)	UPI (1), SH (HM)
Warrick Dunn (RB)	UPI (HM)
Patrick McNeil (OG)	UPI (HM)

1995

Daryl Bush (LB)	FN (HM)
Andre Cooper (WR)	AP (HM), FN (HM)
Warrick Dunn (RB)	FN (3), AP (HM)
Danny Kanell (QB)	FN (2), AP (HM)
Sean Liss (P)	AP (HM)
Clay Shiver (C)	AFC (1), FWA (1), AP (2), UPI (2), FN (2), NCAA
Lewis Tyre (OG)	AP (HM), FN (HM)
Reinard Wilson (DE)	AP (HM), FN (HM)

1996

Peter Boulware (DE)	AP (1), FN (1), FWAA (1), AFC (1), SN (1), CPFW (1), NCAA
Warrick Dunn (RB)	FWAA (1), AP (2), FN (2), SN (2)
Walter Jones (OT)	AP (2)
Reinard Wilson (DE)	FWA, AP (1), CAMP (1), AFCA (1), FN (2), SN (2), NCAA

1997

Daryl Bush (LB)	AP (3)
Sam Cowart (LB)	AP (1), FN (1), FWAA, AFCA, SN (1), NCAA
E.G. Green (WR)	AP (2), FN (2)
Kevin Long (C)	FN (3), AFCA, AP (3)
Tra Thomas (OT)	AP (2)
Andre Wadsworth (DE)	AP (1), FN (1), Camp (1), SN (1), AFCA (1), NCAA

1998

Sebastian Janikowski	AP (1), FN (1), FWAA (1), SN (1), FB Digest (1), NCAA
Corey Simon (DT)	AP (1), FN (2)
Peter Warrick (WR)	AP (1), CAMP (1), SN (1), FB Digest (1), FN (2), NCAA
Jason Whitaker (OG)	FWAA (1), AP (3)

1999

Sebastian Janikowski (PK)	AAF (1), AP (1), CAMP (1), FWAA (1), SN (1), AFCA (1), FN (1), NCAA
Corey Simon (DT)	AAF (1), AP (1), CAMP (1), FWAA (1), SN (1), AFCA (1), FN (2), NCAA
Peter Warrick (WR)	AAF (1), AP (1), CAMP (1), FWAA (1), SN (1), AFCA (1), FN (1), NCAA
Chris Weinke (QB)	FN (HM)
Jason Whitaker (OG)	AAF (1), AP (1), CAMP (1), FWAA (1), SN (2), AFCA (1), FN (1), NCAA
Brett Williams (OT)	FN (FR-1)

2000

Tay Cody (CB)	SN (1), FBCA (1), AFCA (1), AP (2), FN (2), NCAA
Chris Hope (FS)	SN (2)
Snoop Minnis (FLK)	AP (1), AFCA (1), SN (1), FBWAA (1), FN (1), FBCA (1), CNNSI.com (1), NCAA
Tommy Polley (LB)	SN (3), FN (3)
Jamal Reynolds (DE)	AP (1), Camp (1), AFCA (1), FBWAA (1), SN (1), FBCA (1), FN (1), CNNSI.com (1), NCAA
Tarlos Thomas (OT)	Camp (1)
Chris Weinke (QB)	AP (1), CNNSI.com (1), FN (1), SN (2)

2001

Xavier Beitia (PK)	SN (FR-3)
Travis Johnson (NG)	SN (FR-1)
Chris Rix (QB)	SN (FR-1)

2002

Montrae Holland (OG)	AP (3), SN (3)
Alonzo Jackson (DE)	CFN (2)
Brett Williams (OT)	FBCA(1), SN (1), CFN (1), AP (2), CNNSI (2)

2003

Alex Barron (OT)	AP (1), FWAA (1), Camp (1), CNNSI (HM), NCAA
------------------	--

2004

Alex Barron (OT)	AP (1), FWAA (1), Camp (1), SN (1), AFC (1), CFN (1), ESPN (1), CBS (1), CNNSI (HM), NCAA
Travis Johnson (DT)	ESPN (1), CBS (1), CFN (2), AP (3)
Ernie Sims (LB)	ESPN (1)

2005

Brodrick Bunkley (NG)	FWAA (1), SN (2), AP (3)
Greg Carr (WR)	SN (FR-2), CFN (FR-3)
Tony Carter (CB)	SN (FR-3)
Drew Weatherford (QB)	SN (FR-2), CFN (FR-2)

2006

Everette Brown (DE)	CFN (FR-2), SH (FR-2)
Buster Davis (LB)	AFCA (1), CAMP (2), SN (2), CNNSI (HM), CFN (HM)
Geno Hayes (LB)	CFN (SO)
Jamie Robinson (CB)	SH (FR-HM)
Myron Rolle (RV)	SN (FR), CFN (FR-1), SH (FR-1)
Brandon Warren (TE)	SN (FR), CFN (FR-HM), SH (FR-3)

2007

Gary Cismesia (PK)	CFN (3), CNNSI (2), TN (2)
Geno Hayes (LB)	CNNSI (HM)
Rodney Hudson (OG)	CFN (FR-1), FWA (FR), SN (FR-HM)
Ryan McMahon (C)	CFN (FR-1), FWA (FR), RIV (FR-1), SN (FR-2)



Jamal Reynolds

2008

Everette Brown (DE)	AP (2), CAMP (2), SN (2), SC (2), PS (2), RIV (2), CNNSI (3), CPFW (HM)
Andrew Daiko	FWA (FR), PS (FR), RIV (FR)
Graham Gano (PK)	CBS (1), SC (1), RIV (1), AP (2), CAMP (2), SN (2), CNNSI (2), PS (2)
Michael Ray Garvin (SP)	SN (1), CNNSI (3), SC (3)
Myron Rolle (RV)	AP (3)

2009

Rodney Hudson	AP (2nd team), FWAA (1st team), Rivals (2nd team), SI (1st team), Pro Football Weekly (Honorable Mention)
Greg Reid	Sporting News (3rd team), Rivals (3rd team), Si.com (honorable mention), Scout.com (2nd team - Freshman)
Jacobbi McDaniel	Scout.com (2nd team - Freshman)

2010

Rodney Hudson (OG)	CAMP (1), AFC (1), AP (1), FWA (1), SN (1), ESPN (1), CBS (1), RIV (1), CNNSI (1), SC (1), CFN (1), PS (1)
Brandon Jenkins (DE)	RIV (2), CNNSI (HM), SC (2), PS (4)
Xavier Rhodes (CB)	RIV (1-Freshman), CFN (3), CFN (1-Freshman)
Demonte McAllister (DL)	CFN (HM-Freshman)

2011

Shawn Powell (P)	AFCA (1), CAMP (1), YS (1), ESPN (1), RIV (1), CBS (2), AP (3), FSN (2), PS (4), SI (HM)
Timmy Jernigan (DT)	CFN(1-Freshman), YS (1-Freshman), CBS (Freshman), FSN (Freshman)
Bobby Hart (OL)	CFN (2-Freshman)
Devonta Freeman (RB)	CFN (HM- Freshman)
Christian Green (WR)	CFN (HM- Freshman)
Rashad Greene (WR)	CFN (HM- Freshman)
Nick O'Leary (TE)	CFN (HM- Freshman)

2012

Bjoern Werner (DE)	AP (1), AFCA (1), FWAA (1), SN (1), CBS (1), FSN (1), SI (2)
Dustin Hopkins (K)	AP (2), CBS (1), FSN (1), SI (2)
Kelvin Benjamin (WR)	CFN (HM-Freshman)
Ronald Darby (DB)	CFN (2-Freshman), FWAA (Freshman)
Cornellius Carradine (DE)	PS (3), SI (HM)
Xavier Rhodes (CB)	PS (3)

AAC-All-American Competitor; AAF-All-America Foundation; AFCA-American Football Coaches Association; AP-Associated Press; CAMP-Walter Camp; CBS-CBSsports.com; CFN-College Football News; CH-Churchman's; CNNSI-cnnsi.com; DSE-Detroit Sports Extra; ESPN-ESPN.com; FD-Football Digest; FN-Football News; FSN-Fox Sports; FWAA-Football Writers Association of America; GRID-Gridiron; HI-Hartford Insurance; KOD-Kodak; NCAA-NCAA Consensus; NEA-Newspaper Enterprises Association; NIAA-National Intercollegiate Athletic Association; NY-New York Daily News; PBW-Paul B. Williams; PFW-College & Pro Football Weekly; PS-Phil Steele; SC-Scout.com; SH-Scripps Howard; SI-SI.com; SN-The Sporting News; TIME-Time Magazine; UPI-United Press International; US-Universal Sports; WMG-Williamson Middle Group; YS-Yahoo Sports; (1) 1st Team; (2) 2nd Team; (3) 3rd Team; (4) 4th Team; (FR) Freshman; (HM) Honorable Mention; (L) Little All-American; (SO) Sophomore.

2013 PREVIEW  
 2013 SEMINOLES  
 COACHING STAFF  
 2012 SEASON IN REVIEW  
 THIS IS FSU  
 HONORS  
 SEMINOLES IN THE PROS  
 RECORDS  
 FSU ADMINISTRATION



# ACC CHAMPIONS & AWARD WINNERS

YEAR	CHAMPION	ACC	OVERALL	HEAD COACH	PLAYER OF YEAR	COACH OF YEAR
1953	Maryland	4-0	10-1	Jim Tatum	Bernie Faloney, MD	Jim Tatum, MD
	Duke	4-0	7-2-1	Bill Murray		
1954	Duke	4-0	8-2-1	Bill Murray	Jerry Barger, Duke	Bill Murray, Duke
1955	Maryland	4-0	10-1-1	Jim Tatum	Bob Pellegrini, MD	Jim Tatum, MD
	Duke	4-0	7-2-1	Bill Murray		
1956	Clemson	4-0-1	7-2-2	Frank Howard	Bill Barnes, WF	Paul Amen, WF
1957	NC State	5-0-1	7-1-2	Earle Edwards	Dick Christie, NCS	Earle Edwards, NCS
1958	Clemson	5-1	8-3	Frank Howard	Alex Hawkins, USC	Frank Howard, CU
1959	Clemson	6-1	9-2	Frank Howard	Mike McGee, Duke	Paul Amen, WF
1960	Duke	5-1	8-3	Bill Murray	Roman Gabriel, NCS	Bill Murray, Duke
1961	Duke	5-1	7-3	Bill Murray	Roman Gabriel, NCS	Bill Elias, UVA
1962	Duke	6-0	8-2	Bill Murray	Billy Gambrell, USC	Bill Murray, Duke
1963	North Carolina	6-1	9-2	Jim Hickey	Jay Wilkinson, Duke	Jim Hickey, NC
	NC State	6-1	8-3	Earle Edwards		
1964	NC State	5-2	5-5	Earle Edwards	Brian Piccolo, WF	Bill Tate, WF
1965	Clemson	5-2	6-4	Frank Howard	Danny Talbott, NC	Earle Edwards, NCS
	NC State	5-2	6-4	Earle Edwards		
1966	Clemson	6-1	6-4	Frank Howard	Bob Davis, UVA	Frank Howard, CU
1967	Clemson	6-1	6-4	Frank Howard	Buddy Gore, CU	Earle Edwards, NCS
1968	NC State	6-1	6-4	Earle Edwards	Frank Quayle, UVA	George Blackburn, UVA
1969	South Carolina	6-0	7-4	Paul Dietzel	Don McCauley, NC	Paul Dietzel, USC
1970	Wake Forest	5-1	6-5	Cal Stoll	Don McCauley, NC	Cal Stoll, WF
1971	North Carolina	6-0	9-3	Bill Dooley	Ernie Jackson, Duke	Bill Dooley, NC
1972	North Carolina	6-0	11-1	Bill Dooley	Steve Jones, Duke	Lou Holtz, NCS
1973	NC State	6-0	9-3	Lou Holtz	Willie Burden, NCS	Jerry Claiborne, MD
1974	Maryland	6-0	8-4	Jerry Claiborne	Randy White, MD	Red Parker, CU
1975	Maryland	5-0	9-2-1	Jerry Claiborne	Mike Voight, NC	Jerry Claiborne, MD
1976	Maryland	5-0	11-1	Jerry Claiborne	Jerry Voight, NC	James McDougald, WF
1977	North Carolina	5-0-1	8-3-1	Bill Dooley	Steve Fuller, CU	Charley Pell, CU
1978	Clemson	6-0	11-1	Charley Pell	Steve Fuller, CU	Charley Pell, CU
1979	NC State	5-1	7-4	Bo Rein	Jay Venuto, WF	John Mackovic, WF
1980	North Carolina	6-0	11-1	Dick Crum	Lawrence Taylor, NC	Dick Crum, NC
1981	Clemson	6-0	12-0	Danny Ford	Jeff Davis, CU	Danny Ford, CU
1982	Clemson	6-0	9-1-1	Danny Ford	Chris Castor, Duke	Bobby Ross, MD
1983	Maryland	6-0	8-4	Bobby Ross	Ben Bennett, Duke	George Welsh, UVA
1984	Maryland	5-0	9-3	Bobby Ross	William Perry, CU	George Welsh, UVA
1985	Maryland	6-0	9-3	Bobby Ross	Barry Word, UVA	Bill Curry, GT
1986	Clemson	5-1-1	8-2-2	Danny Ford	Erik Kramer, NCS	Dick Sheridan, NCS
1987	Clemson	6-1	10-2	Danny Ford	Michael Perry, CU	Bill Dooley, WF
1988	Clemson	6-1	10-2	Danny Ford	Anthony Dilweg, Duke	Steve Spurrier, Duke
1989	Virginia	6-1	10-3	George Welsh	Clarkston Hines, Duke	Steve Spurrier, Duke
	Duke	6-1	8-4	Steve Spurrier		
1990	Georgia Tech	6-0-1	11-0-1	Bobby Ross	Shawn Moore, UVA	Bobby Ross, GT
1991	Clemson	6-0-1	9-2-1	Ken Hatfield	Matt Blundin, UVA	George Welsh, UVA
1992	Florida State	8-0	11-1	Bobby Bowden	Charlie Ward, FSU	Bill Dooley, WF
1993	Florida State	8-0	12-1	Bobby Bowden	Charlie Ward, FSU	Bobby Bowden, FSU
1994	Florida State	8-0	10-1-1	Bobby Bowden	Derrick Alexander, FSU	Fred Goldsmith, Duke
1995	Florida State	7-1	10-2	Bobby Bowden	Danny Kanell, FSU	George Welsh, UVA
	Virginia	7-1	9-4	George Welsh		
1996	Florida State	8-0	11-1	Bobby Bowden	Tiki Barber, UVA	Mack Brown, UNC
1997	Florida State	8-0	11-1	Bobby Bowden	Andre Wadsworth, FSU	Bobby Bowden, FSU
1998	Florida State	7-1	11-2	Bobby Bowden	Torry Holt, NCS	George O'Leary, GT
	Georgia Tech	7-1	10-2	George O'Leary		
1999	Florida State	8-0	12-0	Bobby Bowden	Joe Hamilton, GT	Tommy Bowden, CU
2000	Florida State	8-0	11-2	Bobby Bowden	Chris Weinke, FSU	George O'Leary, GT
2001	Maryland	7-1	10-2	Ralph Friedgen	E.J. Henderson, MD	Ralph Friedgen, MD
2002	Florida State	7-1	9-5	Bobby Bowden	Matt Schaub, UVA	Al Groh, UVA
2003	Florida State	7-1	10-3	Bobby Bowden	Philip Rivers, NCSU	Tommy Bowden, CU
2004	Virginia Tech	7-1	10-3	Frank Beamer	Bryan Randall, VT	Frank Beamer, VT
2005	Florida State	5-3	8-5	Bobby Bowden	Chris Barclay, WF	Frank Beamer, VT
2006	Wake Forest	6-2	11-3	Jim Grobe	Calvin Johnson, GT	Jim Grobe, WF
2007	Virginia Tech	7-1	11-3	Frank Beamer	Matt Ryan, BC	Al Groh, UVA
2008	Virginia Tech	5-3	10-4	Frank Beamer	Jonathan Dwyer, GT	Paul Johnson, GT
2009	Georgia Tech	7-1	11-3	Paul Johnson	C.J. Spiller, CU	Paul Johnson, GT
2010	Virginia Tech	8-0	11-3	Frank Beamer	Tyrod Taylor, VT	Ralph Friedgen, MD
2011	Clemson	6-2	10-4	Dabo Sweeney	David Wilson, VT	Mike London, UVA
2012	Florida State	7-1	12-2	Jimbo Fisher	Tajh Boyd, CU	David Cutcliffe, DU

## ACC TITLES (Titles/co-titles)


Clemson	13/1
Florida State	11/2
Maryland	7/2
NC State	5/2
Duke	4/3
North Carolina	4/1
Georgia Tech	2/1
Virginia Tech	4/0
Wake Forest	2/0
South Carolina	1/0
Virginia	0/2

### ROOKIE OF YEAR

OFFENSIVE ROOKIE OF THE YEAR	DEFENSIVE ROOKIE OF THE YEAR
Josh Adams, WF	Deunta Williams, UNC
Russell Wilson, NCS	Sean Spence, UM
Ryan Williams, VT	Luke Kuehly, BC
Danny O'Brien, MD	Xavier Rhodes, FSU
Sammy Watkins, CU	Merrill Noel, WF
Duke Johnson, UM	Ronald Darby, FSU

2013 PREVIEW  
2013 SEMINOLES  
COACHING STAFF  
2012 SEASON IN REVIEW  
THIS IS FSU  
HONORS  
SEMINOLES IN THE PROS  
RECORDS  
FSU ADMINISTRATION

<p><b>2012</b>  <b>FIRST TEAM</b>                  Cornelius Carradine DE                  Bjoern Werner DE                  Xavier Rhodes CB                  Lamarcus Joyner S                  Dustin Hopkins K  <b>SECOND TEAM</b>                  E.J. Manuel QB                  Chris Thompson RB                  Tre' Jackson G                  Bryan Stork C                  Timmy Jernigan DT                  Everett Dawkins DT                  Christian Jones LB  <b>HONORABLE MENTION</b>                  Rashad Greene WR                  Nick O'Leary TE                  Cameron Erving T                  Menelik Watson T                  Josue Matias G                  Anthony McCloud DT</p> <p><b>2011</b>  <b>FIRST TEAM</b>                  Zebrie Sanders OT                  Dustin Hopkins K                  Shawn Powell P  <b>SECOND TEAM</b>                  Brandon Jenkins DE                  Lamarcus Joyner S  <b>HONORABLE MENTION</b>                  Nigel Bradham LB                  Everett Dawkins DT                  Greg Reid SPC                  Bjoern Werner DE</p> <p><b>2010</b>  <b>FIRST TEAM</b>                  Rodney Hudson OG                  Brandon Jenkins DE  <b>SECOND TEAM</b>                  Xavier Rhodes CB                  Ryan McMahon C  <b>HONORABLE MENTION</b>                  Greg Reid CB</p> <p><b>2009</b>  <b>FIRST TEAM</b>                  Rodney Hudson OG  <b>SECOND TEAM</b>                  Dekoda Watson OLB                  Patrick Robinson CB  <b>HONORABLE MENTION</b>                  Christian Ponder OB                  Andrew Datko OL                  Greg Reid CB</p> <p><b>2008</b>  <b>FIRST TEAM</b>                  Everette Brown DE                  Graham Gano PK                  Rodney Hudson OG  <b>SECOND TEAM</b>                  Tony Carter CB                  Michael Ray Garvin KR                  Myron Rolle S  <b>HONORABLE MENTION</b>                  Ryan McMahon C                  Antone Smith RB</p> <p><b>2007</b>  <b>FIRST TEAM</b>                  Geno Hayes LB  <b>SECOND TEAM</b>                  Gary Cismesia PK                  Rodney Hudson OG  <b>HONORABLE MENTION</b>                  Graham Gano P                  Patrick Robinson DB</p>	<p><b>2006</b>  <b>FIRST TEAM</b>                  Buster Davis LB  <b>SECOND TEAM</b>                  Greg Carr WR                  Andre Fluellen DT  <b>HONORABLE MENTION</b>                  Chris Davis WR                  Cory Niblock OG                  Myron Rolle S                  Lawrence Timmons LB</p> <p><b>2005</b>  <b>SECOND TEAM</b>                  Brodrick Bunkley DT                  Greg Carr WR                  A.J. Nicolson LB                  Kamerion Wimbley DE  <b>HONORABLE MENTION</b>                  David Castillo C                  Ernie Sims LB                  Pat Watkins FS</p> <p><b>2004</b>  <b>FIRST TEAM</b>                  Alex Barron OT                  Antonio Cromartie CB                  Travis Johnson DT  <b>SECOND TEAM</b>                  Chauncey Davis DE                  Bryant McFadden CB                  Ernie Sims LB                  Chauncey Stovall WR                  Leon Washington RB  <b>HONORABLE MENTION</b>                  Eric Moore DE                  A.J. Nicholson LB                  Pat Watkins FS                  Ray Willis OT</p> <p><b>2003</b>  <b>FIRST TEAM</b>                  Alex Barron OT                  Michael Boulware LB                  Darnell Dockett DT                  Stanford Samuels CB                  Craphonso Thorpe WR  <b>SECOND TEAM</b>                  David Castillo C                  Eric Moore DE  <b>HONORABLE MENTION</b>                  Jerome Carter SS                  Matt Meinrod OG</p> <p><b>2002</b>  <b>FIRST TEAM</b>                  Montrae Holland OG                  Alonzo Jackson DL                  Brett Williams OT  <b>SECOND TEAM</b>                  Anquan Boldin WR                  Michael Boulware LB                  Chance Gwaltney P                  Greg Jones RB                  Antoine Mirambeau C                  Kendyll Pope LB  <b>HONORABLE MENTION</b>                  Xavier Beitia PK</p> <p><b>2001</b>  <b>FIRST TEAM</b>                  Darnell Dockett DL                  Chris Hope DB                  Bradley Jennings LB                  Brett Williams OT  <b>SECOND TEAM</b>                  Xavier Beitia PK                  Montrae Holland OG                  Javon Walker WR  <b>HONORABLE MENTION</b>                  Michael Boulware LB                  Talman Gardner WR                  Alonzo Jackson DL                  Kendyll Pope LB</p>	<p><b>2000</b>  <b>FIRST TEAM</b>                  Justin Amman OG                  Tay Cody DB                  Char-ron Dorsey OT                  Derrick Gibson DB                  Marvin Minnis WR                  Tommy Polley LB                  Jamal Reynolds DL                  Chris Weinke QB  <b>SECOND TEAM</b>                  Brian Allen LB                  Keith Cottrell P                  Darnell Dockett DL                  Chris Hope DB                  Travis Minor RB                  Jarad Moon OC                  Clevan Thomas DB                  Tarlos Thomas OT                  David Warren DL                  Brett Williams OT  <b>HONORABLE MENTION</b>                  Montrae Holland OG                  Ryan Sprague TE</p> <p><b>1999</b>  <b>FIRST TEAM</b>                  Mario Edwards CB                  Sebastian Janikowski PK                  Jerry Johnson DL                  Tommy Polley LB                  Corey Simon DL                  Tarlos Thomas OL                  Peter Warrick WR                  Peter Warrick SP  <b>SECOND TEAM</b>                  Brian Allen LB                  Derrick Gibson DB                  Travis Minor RB                  Jamal Reynolds DE                  Eric Thomas C                  Chris Weinke QB                  Brett Williams OT</p> <p><b>1998</b>  <b>FIRST TEAM</b>                  Ross Brannon OT                  Lamont Green LB                  Sebastian Janikowski PK                  Travis Minor RB                  Corey Simon DT                  Peter Warrick WR                  Jason Whitaker OG  <b>SECOND TEAM</b>                  Tony Bryant DE                  Tay Cody CB                  Mario Edwards CB                  Dexter Jackson SS                  Myron Jackson TE                  Larry Smith DL</p> <p><b>1997</b>  <b>FIRST TEAM</b>                  Thad Busby OB                  Sam Cowart LB                  E.G. Green WR                  Melvin Pearsall TE                  Samari Rolle CB                  Tra Thomas OT                  Andre Wadsworth DE</p> <p><b>SECOND TEAM</b>                  Daryl Bush LB                  Dexter Jackson SS                  Kevin Long C                  Travis Minor RB                  Shevin Smith FS                  Greg Spires DE                  Peter Warrick WR                  Jason Whitaker OG</p>	<p><b>1996</b>  <b>FIRST TEAM</b>                  Chad Bates OG                  Peter Boulware DE                  Byron Capers CB                  Andre Cooper WR                  Warrick Dunn RB                  Reinard Wilson DE  <b>SECOND TEAM</b>                  Thad Busby OB                  Daryl Bush LB                  Todd Fordham OT                  E.G. Green WR                  Walter Jones OT                  Andre Wadsworth NG  <b>HONORABLE MENTION</b>                  Scott Bentley PK                  James Colzie CB                  Henri Crockett LB                  Dee Feaster SP                  Dexter Jackson SP                  Sean Liss P                  Kevin Long C                  Melvin Pearsall TE                  Shevin Smith SS                  Connell Spain DT</p> <p><b>1995</b>  <b>FIRST TEAM</b>                  Andre Cooper WR                  Warrick Dunn RB                  Jesus Hernandez OT                  Danny Kanell QB                  Clay Shiver C                  Lewis Tyre OG                  Reinard Wilson DE  <b>SECOND TEAM</b>                  Daryl Bush LB                  Byron Capers CB                  E.G. Green WR                  Sean Liss P                  Andre Wadsworth NG</p>	<p><b>1994</b>  <b>FIRST TEAM</b>                  Clifton Abraham CB                  Derrick Alexander DE                  Derrick Brooks OLB                  Warrick Dunn RB                  Corey Fuller CB                  Danny Kanell QB                  Kez McCorvey WR                  Patrick McNeil OG                  Clay Shiver C                  Lewis Tyre OG  <b>SECOND TEAM</b>                  Devin Bush SS</p> <p><b>1993</b>  <b>FIRST TEAM</b>                  Clifton Abraham CB                  Derrick Alexander DE                  Ken Alexander ILB                  Derrick Brooks OLB                  Kez McCorvey WR                  Corey Sawyer CB                  Clay Shiver C                  Charlie Ward QB  <b>SECOND TEAM</b>                  Sean Jackson TB                  Lonnie Johnson TE                  Patrick McNeil OG  <b>THIRD TEAM</b>                  Scott Bentley PK                  Devin Bush SS                  Chris Cowart OLB                  Jon Nance NG                  Lewis Tyre OG                  Tamarick Vanover WR</p> <p><b>1992</b>  <b>FIRST TEAM</b>                  Derrick Brooks OLB                  Marvin Jones ILB                  Corey Sawyer CB                  Robert Stevenson OT                  Charlie Ward QB  <b>SECOND TEAM</b>                  Robbie Baker C                  Leon Fowler FS                  Patrick McNeil OG                  Tamarick Vanover WR</p>
--	---	--	---	--



Darnell Dockett

2013 PREVIEW  
 2013 SEMINOLES  
 COACHING STAFFING  
 2012 SEASON IN REVIEW  
 THIS IS FSU  
 HONORS  
 SEMINOLES IN THE PROS  
 RECORDS  
 FSU ADMINISTRATION





LeRoy Butler

**1988**

<b>FIRST TEAM</b>		
Terry Anthony		WR
Pat Tomberlin		OT
Jason Kuipers		OG
Odell Haggins		NG
Deion Sanders		CB
<b>SECOND TEAM</b>		
Ronald Lewis		WR
Joey Ionata		OT
Chip Ferguson		QB
Sammie Smith		TB
Steve Gabbard		DT
Kelvin Smith		ILB
Stan Shiver		SS

**1989**

<b>FIRST TEAM</b>		
Michael Tanks		C
Peter Tom Willis		QB
John Brown		OT
Lawrence Dawsey		WR
Odell Haggins		N
LeRoy Butler		CB
Kirk Carruthers		ILB
<b>SECOND TEAM</b>		
Eric Hayes		DT
Shelton Thompson		OLB

**1990**

<b>FIRST TEAM</b>		
Lawrence Dawsey		WR
Terrell Buckley		CB
Marvin Jones		ILB
Amp Lee		TB
Mike Morris		OG
<b>SECOND TEAM</b>		
Kirk Carruthers		ILB
Reggie Johnson		TE
Hayward Haynes		OG
Edgar Bennett		FB
Bill Ragans		SS

**1991**

<b>FIRST TEAM</b>		
Terrell Buckley		CB
Kirk Carruthers		ILB
Marvin Jones		ILB
Amp Lee		TB
Kevin Mancini		OT
Mike Morris		OG
Carl Simpson		DE
Casey Weldon		QB
<b>SECOND TEAM</b>		
Edgar Bennett		FB
Howard Dinkins		OLB
Robert Stevenson		OT

**1983**

<b>FIRST TEAM</b>		
Greg Allen		RB
Alphonso Carreker		DT
Tom McCormick		C
<b>SECOND TEAM</b>		
Jamie Dukes		OG
John Ionata		OT
Weegie Thompson		WR

**1984**

<b>FIRST TEAM</b>		
Greg Allen		RB
Louis Berry		P
Jamie Dukes		OG
Jessie Hester		WR
Derek Schmidt		KS
Henry Taylor		ILB
<b>SECOND TEAM</b>		
John Ionata		OT

**1985**

<b>FIRST TEAM</b>		
Jamie Dukes		OG
John Ionata		OT
Hassan Jones		WR
Derek Schmidt		KS
Paul McGowan		ILB
Isaac Williams		DT
<b>SECOND TEAM</b>		
Pat Tomberlin		OG
Victor Floyd		TB
Martin Mayhew		CB
Gerald Nichols		DT

**1986**

<b>FIRST TEAM</b>		
Louis Berry		P
Gerald Nichols		DT
Pat Carter		TE
Paul McGowan		ILB
Deion Sanders		CB
Pat Tomberlin		OT
<b>SECOND TEAM</b>		
Herb Gainer		WR
Fred Jones		ILB
Derek Schmidt		KS

**1987**

<b>FIRST TEAM</b>		
Pat Carter		TE
Eric Hayes		DT
Paul McGowan		ILB
Deion Sanders		CB
Derek Schmidt		KS
Sammie Smith		TB
Pat Tomberlin		OT
Terry Warren		OLB
<b>SECOND TEAM</b>		
Odell Haggins		NG
Herb Gainer		SE
Jason Kuipers		OG



Odell Haggins

**1976**

<b>FIRST TEAM</b>		
Ed Beckman		TE
Jon Thames		OT

**1977**

<b>FIRST TEAM</b>		
Wade Johnson		OG
Willie Jones		DE
Larry Key		RB
Mike Shumann		WR
Nat Terry		DB
<b>SECOND TEAM</b>		
Bill Duley		P
Ron Simmons		MG

**1978**

<b>FIRST TEAM</b>		
Jackie Flowers		WR
Mike Good		OG
Nate Henderson		OT
Willie Jones		DE
Ron Simmons		MG
<b>SECOND TEAM</b>		
Dave Cappelen		KS
Jimmy Jordan		QB

**1979**

<b>FIRST TEAM</b>		
Jackie Flowers		WR
Mike Good		OG
Ken Lanier		OT
Scott Warren		DE
Ron Simmons		MG
<b>SECOND TEAM</b>		
Monk Bonasorte		DB
Bobby Butler		DB
Dave Cappelen		PK
Reggie Herring		LB
Mark Lyles		RB

**1980**

<b>FIRST TEAM</b>		
Monk Bonasorte		DB
Bobby Butler		DB
Bill Capece		PK
Greg Futch		OG
Reggie Herring		LB
Ken Lanier		OT
Mark Macek		DT
Rohn Stark		P
<b>SECOND TEAM</b>		
Garry Futch		DT
Paul Piurowski		LB
Sam Platt		RB

**1981**

<b>FIRST TEAM</b>		
Jarvis Coursey		DE
Tom McCormick		C
Rohn Stark		P
Barry Voltapetti		OT
<b>SECOND TEAM</b>		
Sam Childers		TE
Garry Futch		DT
James Harris		DB
Mike Whiting		RB
Greg Allen		RB

**1982**

<b>FIRST TEAM</b>		
Greg Allen		RB
Tom McCormick		C
Alphonso Carreker		DT
Harvey Clayton		DB
<b>SECOND TEAM</b>		
Larry Harris		DB
Jessie Hester		WR
Kelly Lowrey		QB
Ricky Render		OL
Ken Roe		LB
Ricky Williams		RB
Tommy Young		LB

**1968**

<b>FIRST TEAM</b>		
Bill Cappleman		QB
John Crowe		DB
Jack Fenwick		OT
Dale McCullers		LB
Ron Sellers		FL

**1969**

<b>FIRST TEAM</b>		
Tom Bailey		RB
Bill Cappleman		QB
Bill Lohse		LB
Robert McEachern		DL
Tim Tyson		TE
Ron Wallace		DE

**1970**

<b>FIRST TEAM</b>		
Rhett Dawson		WR
Allen Dees		C
Robert McEachern		DL
James Thomas		DB
Tommy Warren		QB
<b>HONORABLE MENTION</b>		
Tom Bailey		RB
Duane Carrell		P
Frank Fontes		KS
Bill Lohse		LB
Eddie McMillian		DB

**1971**

<b>FIRST TEAM</b>		
Rhett Dawson		WR
Frank Fontes		KS
Gary Huff		QB
Larry Strickland		LB
Joe Strickler		DT
James Thomas		DB
<b>HONORABLE MENTION</b>		
Charles Hunt		DL
Bill Shaw		DL
Dan Whitehurst		DL

**1972**

<b>FIRST TEAM</b>		
Phil Arnold		OG
Gary Huff		QB
Hodges Mitchell		RB
Gary Parris		TE
Barry Smith		WR
Larry Strickland		LB
<b>HONORABLE MENTION</b>		
James Thomas		DB

**1973**

<b>HONORABLE MENTION</b>		
Don Sparkman		OT

**1974**

<b>FIRST TEAM</b>		
Burt Cooper		LB
Mike Shumann		WR
<b>SECOND TEAM</b>		
Joe Downey		P
Greg Johnson		DL
Larry Key		RB
<b>HONORABLE MENTION</b>		
Leon Bright		RB
Jeff Gardner		OG
Joe Goldsmith		TE

**1975**

<b>FIRST TEAM</b>		
Jeff Gardner		OG
Bobby Jackson		DB
<b>HONORABLE MENTION</b>		
Leon Bright		RB
Aaron Carter		LB
Willie Jones		DT
Larry Key		RB
Lee Nelson		DB
Mike Shumann		WR
Clyde Walker		QB

2013 PREVIEW  
SEMINOLES  
COACHING STAFF  
2012 SEASON IN REVIEW  
THIS IS FSU  
HONORS  
SEMINOLES IN THE PROS  
RECORDS  
ADMINISTRATION

# ACADEMIC ALL-AMERICANS

(Selected by the College Sports Information Directors of America)


## First Team




**Dustin Hopkins (K)**  
2012



**Chris Hope (FS)**  
2001, 2000




**Daryl Bush (LB)**  
1997, 1996




**Derrick Brooks (OLB)**  
1994, 1993 Second Team




**Keith Jones (DB)**  
1980, 1979



**Rohn Stark (P)**  
1981



**Scott Warren (DE)**  
2001, 2000



**Phil Williams (WR)**  
1979, 1981 Second Team




**Gary Huff (QB)**  
1972

## Second Team




**Dustin Hopkins (K)**  
2011



**Myron Rolle (S)**  
2009



**David Castillo (C)**  
2005




**Ken Alexander (ILB)**  
1993



**David Roberts (TE)**  
1989



**Martin Mayhew (CB)**  
1985




**Ron Schomburger (E)**  
1957



# ACADEMIC AWARD WINNERS

## NCAA Post-Graduate Scholarship



2005 David Castillo (C)    2000 Chris Weinke (QB)    1997 Daryl Bush (LB)    1995 Danny Kanell (QB)    1994 Derrick Brooks (OLB)    1993 Ken Alexander (ILB)    1990 Dave Roberts (TE)    1987 David Palmer (ILB)    1980 Phil Williams (WR)

## FSU's ACC All-Academic Team Selections



2009-12 Dustin Hopkins (PK)    2011 Rashad Greene (WR)    2010-11 Zebrie Sanders (T)    2009-10 EJ Manuel (QB)    2008-10 Christian Ponder (QB)    2008 Andrew Datko (OG)    2008 Kendrick Stewart (DT)    2007 Derek Nicholson (LB)    2006-08 Myron Rolle (RV)

2006 Graham Gano (K/P)    2005-06 Antone Smith (RB)    2005-06 Drew Weatherford (QB)    2003-05 David Castillo (C)    2004 Chris Hall (P)    2004 Wyatt Sexton (QB)    2004 Kameron Wimbley (DE)    2003 Allen Augustin (LB)    2002-03 Michael Boulware (LB)

2003 Greg Jones (RB)    2003 Bryant McFadden (CB)    2003 Matt Meinrod (OG)    2002 Kevin Emanuel (DE)    2002 Robert Morgan (WR)    2002 Brett Williams (OT)    2001 Marcello Church (LB)    1998-01 Chris Hope (FS)    2000 Justin Amman (OG)

2000 Jarad Moon (C)    1998-00 Chris Weinke (QB)    1999 Ryan Sprague (TE)    1998 Keith Cottrell (P)    1998 Jason Whitaker (OL)    1997 E.G. Green (WR)    1996-97 Kevin Long (C)    1997 Andre Wadsworth (DE)    1997 Jerry Johnson (DT)

1994-97 Daryl Bush (LB)    1997 Dexter Jackson (FS)    1996 Warrick Dunn (RB)    1995 Lewis Tyre (OL)    1995 Todd Rebol (LB)    1992-94 Derrick Brooks (LB)    1994 Steve Gilmer (DB)    1993 Clifton Abraham (CB)    1993 Ken Alexander (ILB)

1993 Richard Coes (FS)    1992-93 Charlie Ward (QB)    1992 Robbie Baker (C)    1992 Reggie Freeman (OLB)

2013 PREVIEW  
SEMINOLES  
COACHING STAFF  
2012 SEASON IN REVIEW  
THIS IS FSU  
HONORS  
SEMINOLES IN THE PROS  
RECORDS  
FSU ADMINISTRATION

ALL-TIME LETTERMEN

- A**  
 Abbott, Bryce, 1989, 90, 91  
 Abdullah, Khalid, 1995, 96, 97  
 Abraham, Clifford, 1991, 92, 93, 94  
 Abraira, Phillip, 1967, 68, 69  
**Abram, Chad, 2010, 11, 12**  
 Adams, Hugh, 1948, 49  
 Adams, Kevin, 1991  
 Adams, Robert, 1978, 80  
 Alexander, A.J., 2008, 09  
 Alexander, Derrick, 1992, 93, 94  
 Alexander, Ken, 1990, 91, 92, 93  
 Alexander, Mister, 2009, 10  
 Allen, Billy, 1981, 82, 83, 84  
 Allen, Brian, 1997, 98, 99, 00  
 Allen, Clyde, 1990, 91, 92, 93  
 Allen, Dionte, 2009  
 Allen, Glenn, 1949  
 Allen, Greg, 1981, 82, 83, 84  
 Allen, Mike, 1972, 73, 74  
 Allen, Steve, 1990, 91  
 Alvarez, David, 1990  
 Amman, Justin, 1997, 98, 99, 00  
 Amman, Richard, 1969, 70, 71  
 Anderson, Bob, 1973  
 Anderson, Bobby, 1971, 72, 73  
 Anderson, Kasey, 2003  
 Anderson, Paul, 1999  
 Andrews, Dennis, 1994, 95  
 Andrews, Paul, 1959, 60, 61  
 Andrews, Richie, 1987, 88, 89, 90  
 Anthony, Terry, 1986, 87, 88, 89  
 Armella, Enzo, 1992, 93, 94  
 Arnold, Jim, 1950, 51, 56, 57  
 Arnold, Phil, 1971, 72, 73  
 Aronson, Zach, 2008, 09  
 Ashley, Tracy, 1981, 82, 83  
 Ashmore, Robert, 1969, 70, 71  
 Askin, Ahmet, 1972, 73, 74  
 Atkins, Dumaka, 2005, 06  
 Augustin, Allen, 2000, 01, 02, 03  
 Avezzano, Joe, 1963, 64, 65


- B**  
 Baggett, Leo, 1954, 55, 56, 58  
 Baggs, Josh, 2001  
 Bagnell, Clare (Bud), 1956, 57, 58, 59  
 Bailey, Tom, 1968, 69, 70  
 Bailey, Winfred, 1962, 63, 64  
 Baker, Robbie, 1989, 90, 91, 92  
 Baker, Sam, 1950  
 Baker, Shannon, 1989, 90, 91, 92  
 Ball, Marcus, 2006, 07  
 Bamber, John, 1985  
 Banakas, Chris, 1947, 48, 49  
 Barber, Bob, 1953, 54, 55  
 Barco, Barry, 1983, 84, 85  
 Barnes, Mike, 1976, 77  
 Barnes, Trent, 1980  
 Barnes, Troy, 1954, 55, 56, 57  
 Barnes, Wendell, 1947  
 Barré, Mike, 1990, 92  
 Barron, Alex, 2002, 03, 04  
**Barron, Austin, 2011, 12**  
 Barwick, Parrish, 1982, 84, 85, 86  
 Bass, Theron, 1968, 69, 70  
 Bassett, David, 1988, 89, 90  
 Bates, Chad, 1993, 94, 95, 96  
 Battaglia, Carmen, 1955, 56, 57, 58  
 Battles, Harold, 1994, 95, 96  
**Beatty, Cason, 2012**  
 Bedford, Tony, 1999  
 Beckman, Ed, 1973, 74, 75, 76  
 Bellia, Xavier, 2001, 02, 03, 04  
 Bell, Atreus, 1998, 99, 00, 01  
 Bell, Bruce, 1973  
 Bell, John, 1958  
 Bellamy, Evan, 2007  
 Benford, Tony, 1999, 00, 01, 02  
 Bengston, Brian, 1970  
**Benjamin, Kelvin, 2012**  
 Benner, Wayne, 1950, 51  
 Bennett, Edgar, 1987, 89, 90, 91  
 Benson, Joe, 1966, 67, 68  
 Bentley, Scott, 1993, 94, 95, 96

- Berniard, Geoff, 2005, 06  
 Berry, Louis, 1983, 84, 85, 86  
 Beville, Steve, 1969  
 Bibent, Maury, 1963, 64, 65  
 Bickford, Roy, 1959, 60, 61  
 Bigbie, Abner, 1957, 59, 60  
 Biletnikoff, Fred, 1962, 63, 64  
 Bisbee, Hamilton, 1954, 55, 56, 57  
 Bishop, William, 1947  
 Black, Jimmy, 1973, 74, 76  
 Blankenship, Buddy, 1965  
 Blatt, Mike, 1965, 66, 67  
 Blazovich, Mike, 1960, 61, 62  
 Barber, Bob, 1953, 54, 55  
 Bloodworth, Steve, 1983  
 Boatman, Shannon, 2006, 07  
 Barnes, Mike, 1976, 77  
 Boldin, Ronald, 1999, 00, 01  
 Bonasorte, Monk, 1977, 78, 79, 80  
 Booker, Lorenzo, 2003, 04, 05, 06  
 Booth, Charles, Jr., 1951, 52, 53  
 Boris, Frederick, 1947  
 Boston, Alex, 2004, 05, 06, 07  
 Boulware, Michael, 2000, 01, 02, 03  
 Boulware, Peter, 1994, 95, 96  
 Bowden, Jeff, 1981, 82  
 Boyer, George, 1952, 53, 56, 57  
 Bradham, Nigel, 2008, 09, 10, 11  
 Bradley, Preston, 1950, 51  
 Bradwell, Chris, 2004  
 Braggins, David, 1965, 66  
 Brannon, Ross, 1997, 98, 99  
 Brannon, Tom, 1979, 80, 81  
 Bratton, Steve, 1970, 71, 72, 73  
 Bredwood, Anthony, 2001, 03  
 Brett, Jeremy, 1996, 97, 98, 99  
 Bright, Justin, 2010, 11, 12  
 Bright, Leon, 1974, 75, 76  
 Bringer, Harry, 1949, 50, 51, 52  
 Brinkley, Larry, 1961, 62, 63  
 Broe, Eric, 2002, 03  
 Bronson, Marion, 1960  
 Brookins, Corey, 2006  
 Brooks, Corey, 1995  
 Brooks, Derrick, 1991, 92, 93, 94  
**Brooks, Terrence, 2010, 11, 12**  
 Brown, Bill, 1955, 56, 57, 58  
 Brown, Charlie, 1951, 52  
 Brown, Everett, 2006, 07, 08  
 Brown, Gideon, 1995  
 Brown, Herman, 1958  
 Brown, Mack, 1972, 73  
 Brown, John, 1986, 87, 89  
 Brown, Lavon, 1989, 90, 91, 92  
 Brown, Milford, 2001  
 Brown, Rufus, 2000, 01, 02, 03  
 Brown, Tommy, 1950, 51, 52  
 Browning, Bob, 1947, 48  
 Brownlee, Roger, 1981, 82  
**Broxsie, Shayne, 2012**  
 Bruner, Jerry, 1961, 62, 63  
**Brutus, Lamar, 2012**  
 Bryant, Buddy, 1947, 50, 52, 53  
 Bryant, J.R., 2004, 05, 06, 07  
 Bryant, Phillip, 1985  
 Bryant, Tony, 1997, 98  
 Buchanan, Yohance, 2000, 02  
 Buckley, Terrell, 1989, 90, 91  
 Bugar, Mike, 1965, 67, 68  
 Bunkley, Brodrick, 2002, 03, 04, 05  
 Burkhardt, Bill, 1966  
 Burnett, Ken, 1980, 81, 82  
 Burston, Darrell, 2003, 05, 06  
 Burt, Bobby, 1968  
 Burton, Clint, 1966, 67, 68  
 Busby, Thad, 1994, 95, 96, 97  
 Bush, Daryl, 1994, 95, 96, 97  
 Bush, Devin, 1992, 93  
 Butler, Bobby, 1977, 78, 79, 80  
 Butler, Leroy, 1987, 88, 89  
 Butts, Marion, 1987, 88

- C**  
 Cahoon, Phil, 1973, 74  
 Calhoun, Charles, 1961, 62, 63  
 Campbell, Allen Dale, 1981, 82  
 Campbell, Bill, 1965, 66  
 Campbell, Curt, 1950, 51, 52  
 Campbell, Danny, 1992, 93, 94, 95  
 Camps, Joe, 1974, 75, 76  
 Canfield, Chad, 2003  
 Capece, Bill, 1977, 78, 79, 80  
 Capers, Byron, 1993, 94, 95, 96  
 Cappelen, Dave, 1976, 77, 78, 79  
 Cappelman, Bill, 1968, 69  
 Carballo, Manny, 1982  
 Carmichael, Jerry, 1997, 98, 99  
 Carnes, George, 1952  
 Carnes, Robert T., 1957  
 Carrollo, Phil, 1986, 87, 88  
 Carr, Greg, 2005, 06, 07, 08  
 Carr, Nigel, 2008, 09  
 Carradine, Cornelius, 2011, 12  
 Carreker, Alphonso, 1980, 81, 82, 83  
 Carrell, Duane, 1969, 70, 71  
 Carruthers, Kirk, 1988, 89, 90, 91  
 Carter, Aaron, 1974, 75, 76, 77  
 Carter, Dexter, 1986, 87, 88, 89

- Carter, Donnie, 2002, 03, 05  
 Carter, Jerome, 2001, 02, 03, 04  
 Carter, Keith, 1986, 87, 88, 89  
 Carter, Pat, 1984, 85, 86, 87  
**Carter, Ruben, 2012**  
 Carter, Tony, 2005, 06, 07, 08  
 Carter, Walter, 1976, 77, 78, 79  
 Carter, Wes, 1947  
 Cason, Rian, 1999, 00  
 Cassedy, Joe Ben, 1952  
 Castillo, David, 2002, 03, 04, 05  
 Causey, Jim, 1959, 60, 61  
 Daniels, Dan, 1971  
**Darby, Ronald, 2012**  
 Darling, Devard, 2000  
 Darling, Devauqh, 2000  
 Darsey, Bruce, 1960, 61, 62  
 Datko, Andrew, 2008, 09, 10, 11  
 Davis, Bo, 1958  
 Davis, Bob, 1983  
 Davis, Brandon, 2008, 09  
 Davis, Brian, 1985, 86, 88  
 Davis, Buster, 2003, 04, 05, 06  
 Davis, Chauncey, 2003, 04  
 Childers, Sam, 1978, 79, 80, 81  
 Church, Marcello, 2001, 03, 04, 05  
 Cicalese, Pat, 1984  
 Cimorelli, Brett, 2000  
 Cismesia, Gary, 2004, 05, 06, 07  
 Clark, Deondri, 1989, 90, 91, 92  
 Clark, Ed, 1985  
 Clark, Ed, 1989, 90, 92  
 Claude, Jacky, 2004, 05, 06, 07  
 Clayton, Harvey, 1980, 81, 82  
 Clower, Johnny, 1989, 90, 91  
 Cody, Tay, 1997, 98, 99, 00  
 Coes, Richard, 1990, 91, 92, 93  
 Coffield, Randy, 1973, 74, 75  
 Coggin, Redus, 1980, 81, 82  
**Coker, Jacob, 2012**  
 Coker, Kirk, 1984, 85  
 Coleman, James, 2003, 04, 05  
 Coleman, Jerry, 1981, 82  
 Coleman, Jug, 1948  
 Coles, Laveranues, 1996, 97, 98  
 Colley, Chad, 2010, 11  
 Collier, Corey, 2000  
 Collier, Danny, 1980  
 Colzie, James, 1993, 94, 95, 96  
 Commack, Avis, 2010, 11  
 Compton, Sean, 2006  
 Cone, Ken, 1959, 60  
 Conoly, Forrest, 1992, 93, 94, 95  
 Conrad, Bobby, 1958  
 Conrad, Harold, 1947  
 Conroy, Pat, 1964, 65, 66  
 Cooper, Andre, 1993, 94, 95, 96  
 Cooper, Burt, 1972, 73, 74  
 Coppess, Ron, 1974  
 Corcoran, Dan, 1976  
 Corlew, Tim, 1988  
 Corral, Kent, 1970, 71  
 Corso, Lee, 1953, 54, 55, 56  
 Costello, Jim, 1947  
 Cottrell, Keith, 1997, 98, 99  
 Coursey, Jarvis, 1978, 79, 80, 81  
 Cowart, Chris, 1991, 92, 93  
 Cowart, Sam, 1993, 94, 95, 97  
 Cox, Billy, 1966, 67, 68  
 Cox, Gene, 1955  
 Craig, John, 1954, 55, 56, 58  
 Crawford, Vernon, 1995, 96  
 Crenshaw, Bob, 1952, 53, 54, 55  
 Crockett, Henri, 1993, 94, 95, 96  
 Crockett, Zack, 1992, 94  
 Cromartie, Antonio, 2003, 04  
 Crona, Joe, 1947

- Crowe, Andy, 1992, 93, 94, 95  
 Crowe, John, 1966, 67, 68  
 Crumlie, Tarlos, 1997  
 Cullom, Bill, 1954  
 Curchin, Jeff, 1968, 69  
**D**  
 D'alessandro, George, 1963, 64, 65  
 D'amico, James, 1994, 95  
 Daly, Bill, 1961, 62, 63  
 Dane, Doug, 1975, 76, 77  
 Causey, Jim, 1959, 60, 61  
 Daniels, Dan, 1971  
**Darby, Ronald, 2012**  
 Darling, Devard, 2000  
 Darling, Devauqh, 2000  
 Darsey, Bruce, 1960, 61, 62  
 Datko, Andrew, 2008, 09, 10, 11  
 Davis, Bo, 1958  
 Davis, Bob, 1983  
 Davis, Brandon, 2008, 09  
 Davis, Brian, 1985, 86, 88  
 Davis, Buster, 2003, 04, 05, 06  
 Davis, Chauncey, 2003, 04  
 Childers, Sam, 1978, 79, 80, 81  
 Church, Marcello, 2001, 03, 04, 05  
 Davis, Ed, 1971, 72, 73  
 Davis, George, 1969  
 Davis, Jerome, 1976, 77  
 Davis, John, 1989, 90, 91, 92  
 Davis, Lemuel, 1947  
 Davis, Pat, 2006, 08  
 Davis, Terry, 1993  
 Davison, Mike, 1972, 73, 74  
 Dawkins, Bill, 1948, 49, 50, 51  
 Dawkins, Everett, 2009, 10, 11, 12  
 Dawsey, Lawrence, 1987, 88, 89, 90  
 Dawson, Bill, 1962, 63, 64  
 Dawson, Rhett, 1969, 70, 71  
 Dean, B.J., 2002, 03, 04, 05  
 Decosmo, James, 1947  
 Dees, Allen, 1970, 71, 72  
 DeFrancesco, Frank, 1961  
 Dell, Cliff, 1995  
 Dellenbach, Dax, 2010, 11, 12  
 Dely, Aaron, 1992, 93, 94, 95  
 Demaria, John, Jr., 1970, 71, 72, 73  
**Demps, Gerald, 2010, 12**  
 Dennis, Wendell, 1950  
 Denison, Dwayne, 1984  
 Dent, Greg, 2010, 11, 12  
 Deremer, Jeff, 1990, 91  
 Dickson, Clifford, 2003, 04  
 Dienger, Aaron, 1995  
 Dillaberry, Jason, 1990  
 Dilsaver, Ed, 1947  
 Dimare, Scott, 1986, 88  
 Dinkins, Howard, 1988, 89, 90, 91  
 Dixon, Reggie, 1989, 90, 91  
 Dobbie, Josh, 2008  
 Dobosz, Stan, 1952, 53, 56, 57  
 Dockett, Darnell, 2000, 01, 02, 03  
 Dodge, Dedrick, 1986, 87, 88, 89  
 Donaldson, Carver, 1997, 99, 00, 01  
 Donaldson, John, 1992, 93  
 Donatelli, Donald, 1959, 60, 61  
 Dorsey, Char-Ron, 1997, 98, 99, 00  
**Doumar, Phillip, 2012**  
 Dowell, J. D., 1983, 84  
 Downey, Joe, 1972, 73, 74  
 Driver, Bill, 1950, 51, 52  
 Duckworth, Bob, 1949  
 Dugans, Ron, 1995, 96, 98, 99



Derrick Brooks & Derrick Alexander



Tony Carter

2013 PREVIEW  
 2013 SEMINOLES  
 COACHES  
 2012 SEASON IN REVIEW  
 THIS IS FSU  
 HONORS  
 SEMINOLES IN THE PROS  
 RECORDS  
 ADMINISTRATION  
 FSU



ALL-TIME LETTERMEN

Duhart, Otis, 1997, 98, 00  
 Dukes, Jamie, 1982, 83, 84, 85  
 Duley, Bill, 1975, 76, 77  
 Dunham, Matt, 2006, 09, 10  
 Dunbar, Emanuel, 2007  
 Dunn, Warrick, 1993, 94, 95, 96  
 Durden, Reggie, 1998, 99

**E**

Eaford, John, 1984, 86  
 Eagerton, Terry, 1967, 68  
 Eason, Chuck, 1966, 67, 68  
 Easterling, Taiwan, 2008, 09, 10  
 Edwards, Jack, 1962, 63, 64  
 Edwards, Mario, 1995, 96, 98, 99  
**Edwards, Jr., Mario, 2012**  
 Ekonomou, Nick, 1988, 89  
 Ehler, Howard, 1962, 64, 65  
 Elam, Bobby, 1972, 73  
 Elliot, Chuck, 1966, 67, 68  
 Elliot, Robert, 1955, 56  
 Ellison, Omar, 1992, 93, 94  
 El Shahawy, Magdi, 1987, 88  
 Emanuel, Kevin, 2000, 01, 02, 03  
**Erving, Cameron, 2011, 12**  
 Espenship, Jack, 1958, 59  
 Eubanks, Norman, 1948, 49, 50  
 Everett, Jimmy, 1972, 73, 74, 75

**F**

Fagg, De'Cody, 2005, 06, 07  
**Fahrenkrug, Jacob, 2011**  
 Faircloth, Garrett, 2010, 11  
 Falvo, Tony, 1974, 75  
 Feamster, Tom, 1954, 55  
 Feaster, Dee, 1995, 96, 97, 98  
 Feely, Eddie, 1960, 61, 62  
 Fegers, Bob, 1947  
 Felder, Kenny, 1990, 91  
 Fenner, Lane, 1966, 67  
 Fenwick, Jack, 1966, 67, 68  
 Ferguson, Charles, 1978  
 Ferguson, Chip, 1985, 86, 87, 88  
 Ferguson, Matt, 1990  
 Ferrell, Marvin, 1990, 92, 93  
 Fick, Happy, 1960  
 Filchcock, John, 1948  
 Fillyaw, Terry, 1991  
 Fiore, Dano, 1971  
 Fiveash, Bobby, 1951, 52, 53  
 Flasher, Tim, 1984  
 Flath, John, 1990, 91, 92  
 Fleming, Larry, 1993, 94  
 Flowers, Jackie, 1976, 77, 78, 79  
 Floyd, Don, 1962, 63, 64  
 Floyd, Jason, 1995, 97, 98  
 Floyd, Victor, 1985, 86, 87, 88  
 Floyd, William, 1991, 92, 93  
 Fluellen, Andre, 2004, 05, 06, 07  
 Fontes, Frank, 1970, 71  
 Footman, Dan, 1991, 92  
 Forbes, Jesse, 1975, 76, 77  
 Ford, Davy, 1997, 99, 00  
 Ford, Marcus, 2006  
 Ford, Trevor, 2005  
 Fordham, Todd, 1993, 94, 95, 96  
 Forehand, Jack, 1961  
 Fortson, Jarmon, 2008, 09  
 Fojlik, Brad, 1982, 83  
 Fountain, Bob, 1956, 57, 58  
 Fowler, Leon, 1989, 90, 91, 92  
 Fox, Ed, 1948  
 Foy, Walter, 1948, 49  
 Frady, John, 2003, 04, 05, 06  
 Franklin, Jeremy, 2006  
 Franklin, Nick, 1998, 99, 00  
 Freeman, Corlan, 1987, 88, 89, 90  
**Freeman, Devonta, 2011, 12**  
 Freeman, Reggie, 1989, 90, 91, 92  
 Frey, Greg, 1993, 94, 95  
 Frier, Matt, 1990, 91, 92, 93  
 Frier, Todd, 1996, 97, 98, 99  
 Fucarino, Dan, 1975  
 Fuller, Corey, 1990, 91, 92, 94  
 Furlong, Will, 2008  
 Fulch, Garry, 1979, 80, 81  
 Fulch, Greg, 1977, 78, 79, 80

**G**

Gabbard, Steve, 1985, 86, 87, 88  
 Gainer, Herb, 1984, 85, 86, 87  
 Gallon, Rodney, 2005, 06, 07  
 Galloway, Ed, 1992  
 Ganquzza, A.J., 2009  
 Gano, Graham, 2005, 06, 07, 08  
 Gard, Daniel, 2009  
 Gardner, Jeff, 1973, 74, 75  
 Gardner, Talman, 1999, 00, 01, 02  
 Garvin, Michael Ray, 2005, 06, 07, 08  
 Garvin, Terry, 1964, 65  
 Gavin, Stan, 1982  
 Gaydos, Kent, 1969, 70, 71  
 Gehres, Josh, 2010, 12  
 Giardino, Wayne, 1964, 65, 66  
 Gibbs, Eric, 1990, 91, 92  
 Gibbs, Shane, 1970, 71, 72  
 Gibson, Derrick, 1997, 98, 99, 00

Gibson, Vince, 1954, 55  
 Gilbert, Leonard, 1947  
 Gilbert, James, 1978, 79, 80, 81  
 Gildea, Steve, 1968, 69, 70  
 Gilman, Brent, 1968, 69  
 Gilmer, Steve, 1991, 92, 94  
 Givens, Louis, 2008, 09  
 Gladden, Don, 1950  
 Glass, Chip, 1966, 67, 68  
 Glass, Mike, 1970, 71, 72  
 Glauser, Daniel, 2012  
 Glenn, Billy, 1992, 93, 94  
 Glenn, Lamarr, 1995, 96, 97, 98  
 Glisson, Guy, 1969, 70, 71  
 Glosson, Doug, 1973  
 Goggans, Chase, 2006  
**Goldman, Eddie, 2012**  
 Goldsmith, Joe, 1972, 73, 74  
 Golightly, Randy, 2000  
 Good, Mike, 1976, 77, 78, 79  
 Goodman, Richard, 2005, 06, 07, 09  
 Graganella, Jim, 1983  
 Graham, Billy, 1953, 54  
 Graham, Charlie, 2006, 07  
 Graham, Jerry, 1956, 57, 58  
 Grant, Donald, 1947, 48  
 Grant, Hank, 1995, 96  
 Grant, Kevin, 1986, 87, 89  
 Gray, Darryl, 1982, 84, 85  
 Gray, Hector, 1978, 79  
 Gray, Eddie, 1950  
 Gray, Mike, 1968  
**Green, Christian, 2011, 12**  
 Green, Dennis, 1996  
 Green, E.G., 1994, 95, 96, 97  
 Green, Forrest, 1996  
 Green, Jermaine, 1993, 95  
 Green, Lamont, 1995, 96, 97, 98  
 Green, Larry, 1964, 66, 67  
 Green, Marlin, 1995  
 Greene, Danny, 1973  
**Greene, Rashad, 2011, 12**  
 Greenlee, Antwane, 2008  
 Grenn, Carl, 1953, 54  
 Gridley, Buddy, 1969, 70, 71  
 Griffin, Chris, 1973, 74, 75  
 Griffin, Paul, 2006, 07, 08  
 Griffis, Kevin, 1983  
 Griggley, Terry, 1984  
 Grimes, Fred, 1959, 60, 61  
 Grimer, John, 1952, 53, 54, 55  
 Grossman, Rin, 1949  
 Fleming, Dulack, 1992, 93, 94  
 Guion, Letroy, 2005, 06, 07  
 Gunter, Bill, 1967, 68  
 Gunter, Cliff, 1961, 62, 64  
 Gurr, Doug, 1966, 67, 68  
 Guthrie, Grant, 1967, 68, 69  
 Gwallney, Chance, 2000, 01, 02

**H**

Hadley, John, 1985, 86, 87, 88  
**Haggins, Jarred, 2010, 11, 12**  
 Haggins, Odell, 1986, 87, 88, 89  
 Hall, Chris, 1989, 92  
 Hall, Chris, 2003, 04, 05  
 Hall, Kyle, 2001, 02, 03, 05  
 Hall, Phillip, 1982, 83  
 Hall, Randy, 1968, 69  
 Hallback, Robert, 2004, 05, 06  
 Hamilton, Michael, 1999  
 Hamlet, Sean, 1993, 94, 95, 96  
 Hammond, Kim, 1966, 67  
 Hammond, Robert, 1994, 95, 96  
 Hanks, David, 1977  
 Hanna, Warren, 1981, 82  
 Hanson, Irwin, 1949  
**Haplea, Kevin, 2012**  
 Hardage, Nate, 2003  
 Hardrick, Matt, 2006  
 Hardy, Jack, 1958, 59, 60  
 Harley, Jajuan, 2009  
 Harlee, John, 1961, 62  
 Harlow, Brian, 1982  
 Harmeling, John, 1973, 76  
 Harp, Herbert, 1982, 83  
 Harp, Thomas, 1986, 87  
 Harrell, Damian, 1995, 97  
 Harrington, Patrick, 2005  
 Harris, Felix, 1990, 91, 92  
 Harris, James, 1979, 80, 81  
 Harris, Larry, 1980, 81, 82  
 Harris, Maurice, 2009  
 Harris, Mike, 2010, 11  
 Harris, Wes, 1986  
 Harrison, Bruce, 1974, 75, 76  
**Hart, Bobby, 2011, 12**  
 Hart, Ken, 1966, 67, 68  
 Hart, Warren, 1990, 91  
**Haulstead, Willie, 2009, 10, 12**  
 Hayes, Eric, 1986, 87, 88, 89  
 Hayes, Felton, 1985, 86, 87, 88  
 Hayes, Geno, 2005, 06, 07  
 Haynes, Hayward, 1988, 89, 90  
 Heath, Mike, 1992  
 Heaven, Donald, 1997, 98, 99, 00  
 Hebron, Tim, 1985, 86

Heggle, Bruce, 1983, 84, 85, 86  
 Heggins, Jimmy, 1974, 75, 76, 77  
 Heinz, Matt, 2002  
 Henderson, Gerald, 1955, 56, 57  
 Henderson, Mario, 2003, 04, 05, 06  
 Henderson, Nate, 1977, 78  
 Henderson, Pete, 1998, 99  
 Hendley, Jim, 1984, 85, 86  
 Henry, Ferrell, 1961, 62, 63  
 Henry, Gary, 1978, 79, 80, 82  
 Henry, Tommy, 1990, 91, 92  
 Henry-Kennon, Andrew, 2003  
 Henshaw, Matt, 2002, 03, 04, 05  
 Henson, Bill, 1970, 71  
 Hermann, Dick, 1962, 63, 64  
 Hernandez, Jesus, 1992, 93, 94, 95  
 Herring, Reggie, 1978, 79, 80  
 Hester, Jessie, 1981, 82, 83, 84  
 Hester, Ron, 1980, 81  
 Hetzel, Jared, 2001, 02  
 Hewitt, Ted, 1948, 49, 50  
 Hiatt, Phill, 1968  
**Hicks, Dan, 2010, 11**  
 Hillbrand, Tom, 1960, 61, 62  
 Hinson, Ron, 1958, 59  
 Hodish, Myles, 2004, 05  
 Holland, Melvin, 1994  
 Holland, Montrea, 1999, 00, 01, 02  
 Holloman, Darrin, 1984, 85, 86  
 Holloman, Tanner, 1985, 86  
 Holloway, Seddrick, 2006, 07, 08  
 Holmes, Scott, 1992  
 Holt, Joe, 1953, 54, 55, 56  
 Holton, Steve, 1957  
 Hood, Larry, 1961  
 Hooks, Jim, 1957, 58, 59  
 Hope, Chris, 1999, 99, 00, 01  
 Hopkins, Dustin, 2009, 10, 11, 12  
 Horner, Alonzo, 1992, 93  
 Hosack, John, 1965, 66  
 Houllis, Anthony, 2004, 05, 06, 07  
 Houpe, Gene, 1988, 89, 90  
 Houston, Rick, 1980  
 Howard, Abdul, 1997, 99, 00, 01  
 Howard, Charles, 2000, 01, 03, 04  
 Howell, Bobby, 1970  
 Hudson, Jerel, 1999, 00, 01, 02  
 Hudson, Rodney, 2007, 08, 09, 10  
 Huey, Mac, 1950, 51, 52  
 Huff, Gary, 1970, 71, 72  
 Huggett, Ernie, 1950, 51  
 Hughes, Bill, 1968  
 Hughes, Patrick, 1998, 99, 01, 02  
 Hughey, Harry, 1947  
 Humes, Earl, 1973, 74  
 Humphrey, Deon, 1995, 96, 97, 98  
 Hunt, Charlie, 1970, 71, 72  
 Hunter, Ivory Joe, 1977, 78, 79  
**Hunter, Tyler, 2011, 12**  
 Hurst, John, 1966

**I**

Ingram, Clay, 1996, 97, 98, 99  
 Ingram, Kenny, 2007, 08  
 Ionata, John, 1982, 83, 84, 85  
 Ionata, Joe, 1986, 87, 88  
 Irons, Paul, 2001, 02, 03, 04  
 Italiano, Nelson, 1950, 51, 52

**J**

Jackson, Alonzo, 1999, 00, 01, 02  
 Jackson, Bobby, 1974, 75, 76, 77  
 Jackson, Dexter, 1995, 96, 97, 98  
 Jackson, Gennaro, 1999, 00, 01  
 Jackson, Jamar, 2008, 09  
 Jackson, Lenx, 1983  
 Jackson, Myron, 1995, 96, 97, 98  
 Jackson, O.J., 1999, 00, 01  
 Jackson, Sean, 1990, 91, 92, 93  
**Jackson, Tre', 2011, 12**  
 Jacobi, Howard, 1971, 72  
 Jacobs, Charlie, 1956  
 Jacobs, Greg, 1984  
 Jacobs, Jerry, 1952, 53, 54, 55  
 James, Corey, 1990, 92  
 Janikowski, Sebastian, 1997, 98, 99  
 Jarrett, James, 1969, 70, 71  
 Jax, Garth, 1982, 83, 84, 85  
 Jenjie, Ochuko, 2007, 08, 09, 10  
 Jenkins, Brandon, 2009, 10, 11, 12  
 Jennings, Bradley, 1998, 99, 00, 01  
**Jernigan, Timmy, 2011, 12**  
 Jerome, Jean, 1998, 99, 00  
 Johnson, Brad, 1988, 89, 90, 91  
 Johnson, Charlie, 1949  
 Johnson, Dallas, 1995  
 Johnson, Eddie, 1952, 55, 56, 57  
 Johnson, Greg, 1973, 74, 75  
 Johnson, Hardis, 1979, 80  
 Johnson, Homes, 1979  
 Johnson, Jerry, 1996, 97, 98, 99  
 Johnson, Lonnie, 1990, 91, 92, 93  
 Johnson, Reggie, 1987, 88, 89, 90  
 Johnson, Tim, 1994, 95  
 Johnson, Tony, 1981, 82, 83  
 Johnson, Travis, 2001, 02, 03, 04  
 Johnson, Wade, 1974, 76, 77

Johnson, Wayne, 1967, 68, 69  
 Johnston, Duke, 1967, 68, 69  
 Jones, Aaron, 2002  
 Jones, Bob, 1972, 73, 74  
 Jones, Cedric, 1981, 82, 83, 84  
**Jones, Christian, 2010, 11, 12**  
 Jones, Cleis, 1983, 84, 85  
 Jones, Donovan, 1965, 67  
 Jones, Fred, 1983, 84, 85, 86  
 Jones, Greg, 2000, 01, 02, 03  
 Jones, Hassan, 1982, 83, 84, 85  
 Jones, Jared, 1998, 99  
 Jones, Jerry, 1965, 66, 67  
 Jones, Keith, 1978, 79, 80  
 Jones, Keith, 1990  
 Jones, Larry, 1973  
 Jones, Marvin, 1990, 91, 92  
 Jones, Phil, 1973, 74, 75  
 Jones, Ty, 2009, 10, 11  
 Jones, Walter, 1996  
 Jones, Willie, 1975, 76, 77, 78  
 Jones, Willie, 2002, 04, 05  
 Jordan, Jimmy, 1976, 77, 78, 79  
 Joyner, Joe, 1975, 76  
**Joyner, Lamar, 2010, 11, 12**

**K**

Kaiser, Randy, 1973, 74  
 Kaleikini, Joey, 2001, 02, 03  
 Kalenich, Steve, 1950, 51, 52, 53  
 Kalfas, Chris, 1947, 48  
 Kanell, Danny, 1992, 93, 94, 95  
 Karlowicz, John, 1951  
 Kavanaugh, John, 1958  
 Keane, Tommy, 2006  
 Keen, Chris, 1990, 91  
 Kendell, Dick, 1948  
 Kendra, Dan, 1996, 97, 99  
 Kendrick, Dub, 1948, 49, 50  
 Kestner, Ken, 1958, 59, 60  
 Key, Larry, 1974, 75, 76, 77  
 Key, Sean, 1995, 96, 98, 99  
 Keyes, Robert, 1976  
 Kimber, Bill, 1957, 58  
 Kincaid, Mike, 1975, 76, 77, 78  
 Kinderman, Keith, 1961, 62  
 King, Grady, 1977, 78, 79  
 King, Phillip, 1990  
 King, Ronnie, 1952, 53, 54  
 Kinnan, Joe, 1966, 67  
 Kinsey, Rocky, 1982, 83, 84

Kissam, Larry, 1965, 66  
 Kissner, Mike, 1974, 75, 76  
 Kleisus, Steve, 1959, 60, 61  
 Klores, Jeff, 1961, 63  
 Knight, Mack, 1990, 91, 93  
 Knox, Kevin, 1990, 91, 92, 93  
 Kolbus, Marty, 1966  
 Konegay, Mikhail, 2004, 05, 06  
**Kourtzidis, Christo, 2012**  
 Kralzert, Bill, 1947  
 Kuipers, Jason, 1986, 87, 88

**L**

Lamb, Ray, 1958, 59, 60  
 Lampkin, Benjamin, 2006, 07, 08  
 Lanahan, John, 1969, 70, 71  
 Lane, Jerry, 1957  
 Lanier, Ken, 1977, 78, 79, 80  
 Lasane, Bruce, 1987, 88, 89  
 Laureano, Juan, 1992, 93, 94, 95  
**Lawrence-Stample, Nile, 2012**  
 Lawson, Roosevelt, 2005, 06, 07, 08  
 Lazzaro, Greg, 1976, 77  
 Lee, Amp, 1989, 90, 91  
 Lee, Bill, 1960  
 Lee, Xavier, 2005, 06, 07  
 Leggett, Jeff, 1974, 75, 76  
 Leon, Anthony, 2007  
 Leonard, Bud, 1953, 54, 55, 56  
 Leonhart, Louis, 1952  
 Levings, John, 1960, 61, 62  
 Levy, Lenny, 1958  
 Lewis, Buzzy, 1971, 72, 73  
 Lewis, Cornelius, 2005  
 Lewis, Ronald, 1986, 87, 88, 89  
 Librizzi, Tony, 1995  
 Liss, Sean, 1993, 94, 95, 96  
 Little, Ja'Baris, 2008, 09, 10, 11  
 Lockard, Ed, 1950  
 Loftin, Jim, 1962, 63  
 Logan, Randy, 1968, 69  
 Lohse, Bill, 1968, 69, 70  
 Lombardi, Carmine, 1950  
 Loner, Frank, 1966, 67, 68  
 Long, Kevin, 1994, 95, 96, 97  
 Long, Marcus, 1993, 95, 96



Amp Lee

2013 PREVIEW  
 SEMINOLES  
 COACHING STAFF  
 2012 SEASON IN REVIEW  
 FSU  
 HONORS  
 SEMINOLES IN THE PROS  
 RECORDS  
 FSU ADMINISTRATION





Bill Ragans

Long, Rendell, 1994, 95  
 Lopez, Pablo, 1984, 85  
 Loucks, Garry, 1972  
**Lovelady, Sterling, 2012**  
 Lowe, Ron, 1969  
 Lowrey, Kelly, 1981, 82, 83  
 Luallen, Eric, 1989  
 Luc, Jeff, 2010, 11  
 Lundsstrom, Brad, 1989, 90  
 Lunford, Ronnie, 2003, 04, 05  
 Lurie, Howard, 1964, 65  
 Lyles, Mark, 1976, 77, 78, 79

**M**

Macek, Mark, 1977, 78, 79, 80  
 Mack, Kim, 1982, 83, 84  
 MacLean, Ken, 1947, 48, 49  
 Mackenzie, Dale, 1962, 63, 64  
 Madden, John, 1978, 79, 80, 81  
 Maddox, Nick, 1999, 00, 01, 02  
 Maeder, Chad, 1999, 00, 01  
 Maher, Rich, 1999  
 Magalski, Paul, 1969, 70, 71  
 Majors, Joe, 1957, 58, 59  
 Makowiecki, Al, 1953, 54  
 Malkiewicz, James, 1972, 73  
 Malone, Bryne, 1997, 98  
 Maloy, Rudy, 1973, 74, 75, 76  
 Malby Duke, 1949, 50  
 Mancini, Kevin, 1988, 89, 90, 91  
 Mangan, Bob, 1963, 64, 65  
 Mangum, Corey, 2006, 07, 08, 09  
 Mankins, Jim, 1965, 66  
 Mann, Ed, 1952  
 Manuel, Bo, 1947, 48, 49  
 Manuel, E.J., 2009, 10, 11, 12  
 Marcus, Frank, 1948  
 Marcus, Joe, 1948, 49  
 Marion, Tyrant, 1992, 93, 94, 95  
 Martin, Jared, 2005  
 Mason, Bill, 1988, 89, 90  
 Massey, Harry, 1953, 54  
 Massey, Jim, 1963, 64, 65  
 Mathieson, Steve, 1974, 75, 76  
**Matias, Josue, 2011, 12**  
 Matt, Prince, 1982, 83  
 Matthews, Jay Mac, 1965, 66  
 May, Monte, 1948, 49, 50  
 May, Robert, 2001, 02  
 Mayhew, Martin, 1984, 85, 86, 87  
 Meeks, Bobby, 2002, 03, 04  
 Meinrod, Matt, 2002, 03, 05  
 Melton, Leonard, 1947, 48, 49

Menendez, Bob, 1966, 67  
 Merna, John, 1988  
 Merritt, Dorsey, 1952  
 Merson, Bob, 1980, 81, 82  
 Merson, Scott, 1982  
 Meseroll, Mark, 1976, 77  
 Meseroll, Scott, 1973, 74  
 Messam, Wayne, 1993, 95, 96  
 Messer, Doug, 1961, 62, 63  
 Messinese, Jimmy, 1952, 53, 54  
 Melts, Buck, 1953, 54, 55, 56  
 Meyer, Carl, 1959, 60  
 Middlebrooks, D.L., 1947  
 Miles, David, 1971, 72  
 Miller, Fred, 1973, 74, 75  
 Milligan, Pat, 1981, 82, 83  
 Mincey, Justin, 2006, 07, 08, 09  
 Mindlin, Jeremy, 1978, 79  
 Minnis, Marvin, 1997, 98, 99, 00  
 Minor, Roger, 1970, 71  
 Minor, Travis, 1997, 98, 99, 00  
 Mirambeau, Antoine, 1999, 00, 01, 02  
 Mitchell, Doug, 1969  
 Mitchell, Hodges, 1972, 73  
 Mitchell, Sean, 1996  
 Mobley, Orson, 1982  
 Moffet, Neely, 2005, 06, 07, 08  
 Montera, Travis, 1996  
 Montgoemery, George, 1969  
 Montgomery, Hal, 1966, 67, 68  
 Montgomery, John, 1969, 70, 71  
 Moody, Brent, 2006, 07  
 Moody, Nick, 2009, 10, 11, 12  
 Moon, Jarad, 1997, 98, 99, 00  
 Moore, Eric, 2001, 02, 03, 04  
 Moore, Greg, 1999  
 Moore, Paul, 1988, 89, 90, 91  
 Moore, Ron, 1959  
 Moore, Ron, 1983  
 Moran, Terry, 1958  
 Moremen, Bill, 1965, 66, 67  
 Morgan, Robert, 1998, 99, 00, 02  
 Morrill, Jerry, 1949  
 Morrill, Ted, 1952  
 Morris, Dan, 1983, 84  
 Morris, Mike, 1988, 89, 90, 91  
 Mosley, Ted, 1967, 68  
 Moss, Anthony, 1987, 88, 89, 90  
 Mowatt, Zeke, 1980, 81, 82  
 Mowrey, Dan, 1991, 92, 93, 94  
 Munyon, Matt, 2000  
 Munroe, Art, 1969, 70  
 Murdock, Les, 1963, 64

Murphy, John, 1972, 73, 74  
 Musselman, Bill, 1954, 56, 57  
 Mustain, Don, 1959  
 Myers, Brandon, 1999, 00, 01  
**McAllister, Demonte, 2010, 11, 12**  
 McCloud, Anthony, 2010, 11, 12  
 McClure, Darius, 2005, 06, 07, 08  
 McClure, Don, 1947  
 McConaughay, John, 1960, 61, 62  
 McCorkel, Shawn, 1997, 98  
 McCormick, Gene, 1958, 59  
 McCormick, Tom, 1981, 82, 83  
 McCorvey, Errol, 1989, 90, 91  
 McCorvey, Kez, 1991, 92, 93, 94  
 McCoy, Jerome, 1984  
 McCrary, Brian, 1982, 83, 84  
 McCray, Moses, 2008, 09, 2011  
 McCray, William, 1997, 98, 00, 01  
 McCullers, Dale, 1966, 67, 68  
 McDaniel, Damon, 2006  
**McDaniel, Jacobbi, 2009, 10, 11**  
 McDonald, Jimmy, 1952  
 McDougal, Tom, 1973  
 McDowell, Bill, 1963, 64, 65  
 McDowell, Gene, 1960, 61, 62  
 McDuffie, Wayne, 1964, 66, 67  
 McEachern, Robert, 1968, 69, 70  
 McFadden, Bryant, 2001, 02, 03, 04  
 McGee, Joe, 1957, 58  
 McGill, Eric, 1990, 91, 92  
 McGowan, Mike, 1972  
 McGowan, Paul, 1984, 85, 86, 87  
 McGrew, Sam, 2002, 03, 04, 05  
 McIntosh, Toddrick, 1990, 91, 92, 93  
 McKinnie, J. W., 1969, 70, 71  
 McKinnon, Bobby, 1973, 74, 75  
 McKinnon, Dennis, 1980, 81, 82  
 McLaren, Scottie, 1990  
 McLean, John, 1980, 81, 82, 83  
 McLean, Richard, 1967  
 McLean, Scott, 1979, 80, 81  
 McMahan, Ryan, 2007, 08, 09, 10  
 McManus, Danny, 1985, 86, 87  
 McMillan, Charles, 1947  
 McMillan, Eddie, 1970, 71, 72, 73  
 McMillan, Jack, 1947  
 McMillon, Tiger, 1991, 92, 94  
 McNease, Y.C., 1961, 62  
 McNeil, Kevin, 2008  
 McNeil, Patrick, 1991, 92, 93, 94  
 McPherson, Adrian, 2001  
 McPhillips, Billy, 1973, 74, 75, 76

**N**

Nance, Jon, 1990, 92, 93  
 Napier, Marlon, 2003  
 Narramore, Lee, 1964  
 Newell, Greg, 1984, 85, 86, 87  
 Niblock, Cory, 2003, 04, 05, 06  
 Nichols, Gerald, 1982, 84, 85, 86  
 Nicholson, A.J., 2002, 03, 04, 05  
 Nicholson, Derek, 2005, 06, 07, 08  
 Nicklaus, Steve, 1983  
 Nellums, Bob, 1956, 57  
 Nelson, Lee, 1974, 75  
**Newberry, Giorgio, 2012**  
 Newton, Patrick, 2000, 01, 02  
 Norris, Brent, 1971  
 Norris, D.J., 2004, 05, 06  
**Northrup, Reggie, 2012**

**O**

Odom, Billy, 1954, 55, 56  
 Oglesby, Paul, 1972  
 Olsen, Jim, 1953  
**O'Leary, Nick, 2011, 12**  
 O'Malley, Tom, 1985, 86, 87, 88  
 O'Neal, Earl, 1950, 51, 52  
 O'Neal, Kenny, 2005  
 O'rear, Rick, 1970, 71, 72  
 Orelus, Henry, 2010  
 Orlando, Mark, 1973  
 Osei, Claudius, 2001, 02, 03, 04  
 Osha, Dwight, 1949, 50  
 Ostaszewski, Henry, 1988, 89, 90, 91  
 Ostaszewski, Joe, 1988, 89, 90, 91  
 Osteen, Billy, 1947  
 Outzen, Marcus, 1997, 98, 99, 00  
 Overby, Roger, 1974, 75, 77  
 Overmyer, David, 2004, 05, 06, 07  
 Owens, Gerald, 1992  
 Owens, Rod, 2005, 07, 08, 09

**P**

Pacifico, Al, 1953, 54, 55, 56  
 Page, Mike, 1967  
 Paige, Lee, 1982  
 Paicic, Gary, 1966, 67, 68  
 Palermo, John, 1972, 73  
 Palmer, David, 1984, 85, 86, 87  
 Palmer, Kwaesi, 1999  
 Palmer, Sterling, 1990, 91, 92  
 Pantlon, Pele, 1983, 84, 85  
 Parker, Chris, 1988, 89  
 Parker, Clint, 1970, 71  
 Parker, Preston, 2006, 07, 08  
 Parks, John, 1985, 86

Parks, Terrance, 2009, 10, 11  
 Parris, Gary, 1970, 71, 72  
 Parrish, Joe, 1963, 64, 65  
 Parrish, Lemar, 1999  
 Parrish, Wyatt "Red", 1947, 48, 49  
 Parvin, Daniel, 2009  
 Pasquale, Paul, 1958  
 Passwaters, Earl, 1972, 73  
 Patterson, Jimm, 1992  
 Pauldo, Willie, 1990  
 Pearsall, Melvin, 1994, 95, 96, 97  
 Pederson, Don, 1968, 69, 70  
 Peirce, Jason, 1990, 92  
 Pell, John, 1968, 69  
 Pendleton, Larry, 1966, 67, 68  
 Pennie, Charles, 1965, 66  
 Pennie, Frank, 1963, 64, 65  
 Peterson, Ricky, 1948, 49, 50  
 Petko, Joe, 1963, 64, 65  
 Philp, Gerald, 1956, 57  
 Pickard, Fred, 1957, 58, 59  
 Pickens, Chuck, 1967  
 Pierre, Edwin, 2006  
 Pinckney, Maurice, 1989, 90  
 Piquion, Ray, 2002, 03, 04  
 Pittman, John, 1967, 68  
 Pittman, Julian, 1994, 95, 96  
 Pitts, David, 1964  
 Piurowski, Caz, 2006, 07, 08, 09  
 Piurowski, Paul, 1977, 78, 79, 80  
 Platt, Sam, 1978, 79, 80  
 Player, Scott, 1991  
 Polak, Nat, 1952  
 Polley, Tommy, 1997, 98, 99, 00  
 Ponder, Christian, 2007, 08, 09, 10  
 Ponder, David, 1980, 81, 82, 83  
 Pope, Edwin, 1965, 66  
 Pope, Kendyll, 2000, 01, 02, 03  
 Pope, Melvin, Jr., 1957  
 Poppell, Jason, 1995, 96  
 Porter, Dave, 1974, 75, 76  
 Pounds, Greg, 1972, 73  
 Powell, Cliff, 1950  
 Powell, Don, 1952, 53, 54, 55  
 Powell, Eric, 2000, 02  
 Powell, Shawn, 2008, 09, 10, 11  
 Prescott, Billy, 1976  
 Preston, Rock, 1994, 95, 96  
 Prestwood, Tom, 1972  
 Prinzl, Vic, 1954, 55, 56, 58  
 Prior, Brad, 1976  
 Pritchett, Ed, 1963, 64, 65  
 Proctor, C.N., 1947  
 Proctor, William Lee, 1955  
 Prophette, Kevin, 1995, 96  
 Pruetle, Jamie, 1995  
 Pryor, Lonnie, 2009, 10, 11, 12

**Q**

Quigley, Bill, 1947, 48  
 Quigley, Ed, 1947  
 Quinn, John, 1949

**R**

Rabon, Billy, 1952  
 Rackley, Theon, 1996, 97, 98, 99  
 Ragans, Bill, 1987, 88, 89, 90  
 Ragins, Smokey, 1973, 74, 75  
 Rainey, Reese, 1971  
 Ramsey, Greg, 1977, 78, 79  
 Ratliff, Floyd, 1967  
 Ratliff, Ron, 1970, 71, 72, 73  
 Rebol, Todd, 1992, 93, 94, 95  
 Reddick, Ernie, 1948, 49  
 Reed, Bert, 2008, 09, 10, 11  
 Reid, Gordy, 2003  
 Reid, Greg, 2009, 10, 11  
 Reid, Willie, 2002, 03, 04, 05  
 Reifford, Beau, 2009, 10, 11  
 Render, Ricky, 1981, 82, 83  
 Rendina, Mike, 1981, 82  
 Renn, Bobby, 1956, 57, 58  
 Restivo, Sam, 1981, 82, 83  
 Revell, Chris, 2012  
 Revell, Elton, 1965  
 Reynolds, Burt, 1954  
 Reynolds, Detroit, 1973, 74, 75, 76  
 Reynolds, Jamal, 1997, 98, 99, 00  
 Reynolds, Ryan, 2003  
 Rhodes, Bill, 1966, 67, 68  
 Rhodes, Billy, 1995, 96, 97, 98  
 Rhodes, Bobby, 1996, 97, 98, 99  
 Rhodes, Xavier, 2010, 11, 12  
 Rice, Barry, 1968, 69, 70  
 Rice, Beryl, 1968, 69, 70  
 Richardson, Bill, 1985  
 Richardson, D'Ontrey, 2008  
 Richardson, Ed, 1977, 78, 79  
 Ridings, Jeff, 1974, 75, 76  
 Riggs, Marty, 1985, 86, 87  
 Riley, Eric, 1981, 83, 84  
 Riley, Phillip, 1993, 94, 95  
 Rimby, Bill, 1969, 70, 71  
 Riopelle, Jerry, 1983, 84  
 Riser, Butch, 1966  
 Risk, Alan, 1975, 76  
 Rivas, Vic, 1974, 75, 76  
 Rix, Chris, 2001, 02, 03, 04  
 Roberson, James, 1991, 92, 93, 94  
 Roberson, Ulysses, 1983, 84  
 Roberts, Dave, 1987, 88, 89, 90  
 Roberts, Gene, 1961, 62  
 Roberts, Marion, 1961, 62, 63  
 Roberts, Oscar, 1971, 72  
 Roberts, Pete, 1965, 66, 67  
 Roberts, Rod, 2008  
 Robinson, Chuck, 1961, 62, 63  
 Robinson, Dominic, 2001, 02, 03, 04  
 Robinson, Jaime, 2006, 07, 08, 09  
 Robinson, Patrick, 2006, 07, 08, 09  
 Robinson, Terry, 1985  
 Rodrigue, Ted, 1954, 55, 56, 57  
 Roe, Ken, 1981, 82, 83  
 Rogers, Ramon, 1958, 59  
 Rolle, Myron, 2006, 07, 08  
 Rolle, Samari, 1994, 95, 96, 97



Marvin Minnis



Romeo, Tony, 1958, 59, 60  
 Root, Matt, 2004, 05  
 Rose, Daron, 2007  
 Ross, Brian, 2004  
 Ross, Gerard, 2003, 04, 05  
 Ross, Grady, 1989, 90  
 Ross, Keith, 1985, 86, 87, 88  
 Rountree, Phil, 1947  
 Rouse, Fred, 2005  
 Roye, Orpheus, 1994, 95  
 Rozman, Pappy, 1958  
 Rushing, Tom, 1975, 76, 77  
 Russom, Kenneth, 1960, 61, 62  
 Rust, Benny, 1969, 70  
 Ryan, Eric, 1980, 81, 82

**S**

Salva, Mark, 1984, 85, 86, 87  
 Sam, Lorne, 2003, 04  
 Sam, P.K., 2001, 02, 03  
 Sammons, Mike, 1969, 70  
 Samuels, Stanford, 2000, 01, 02, 03  
 Sanborn, Garrison, 2005, 06, 07  
 Sanders, Deion, 1985, 86, 87, 88  
 Sanders, Terry, 1976, 77, 78, 79  
 Sanders, Tracy, 1985, 86, 87, 88  
 Sanders, Troy, 1989, 90, 91, 92  
 Sanders, Zebrie, 2008, 09, 10, 11  
 Sanderson, Rhonne, 2009, 10  
 Sawyer, Bill, 1974, 75, 76  
 Sawyer, Brian, 2000, 01, 02, 03  
 Sawyer, Corey, 1992, 93  
 Saunders, Troy, 1995, 96, 97, 98  
 Scharf, Mitch, 1997  
 Schilbrack, Scott, 1988  
 Schmelz, Bob, 1948, 49, 50, 51  
 Schmidt, Brian, 1973, 74, 75, 76  
 Schmidt, Derek, 1984, 85, 86, 87  
 Schomburger, Ron, 1954, 55, 56, 57  
 Schrenker, Dave, 1985, 86  
 Schuchts, Bart, 1986, 87  
 Scott, Arthur, 1977, 78, 79, 80  
 Scott, Carlton, 1984  
 Scott, Kendrick, 1992, 93, 94  
 Scott, Stanley, 1983, 84, 85  
 Sellers, Don, 1960  
 Sellers, Mike, 1950, 51  
 Sellers, Ron, 1966, 67, 68  
 Selvidio, P.J., 2002  
 Senior, Corey, 1988  
 Sexton, Billy, 1973  
 Sexton, Wyatt, 2003, 04  
 Seymour, Roland, 1997, 98, 99, 00  
 Shaw, Bill, 1969, 70, 71, 72  
 Shaw, Joslin, 2005, 06, 07

**Shaw, Kenny, 2010, 11, 12**  
 Shaw, Mike, 2001, 02  
 Shelton, Eric, 2001  
 Sheppard, John, 1956, 57, 58  
 Sherman, Travis, 1993, 94, 95  
 Shinholser, Jack, 1963, 64, 65  
 Shively, Randy, 1972  
 Shiver, Clay, 1992, 93, 94, 95  
 Shiver, Stan, 1985, 86, 87, 88  
 Shumann, Mike, 1973, 74, 75, 77  
 Simmons, Ron, 1977, 78, 79, 80  
 Simon, Corey, 1996, 97, 98, 99  
 Simpson, Carl, 1990, 91, 92  
 Sims, Ernie, 1977, 78, 80, 81  
 Sims, Ernie, 2003, 04, 05  
 Sims, Jim, 1960, 61, 62  
 Sims, Marcus, 2006, 08  
 Singletary, J. Keith, 1975, 76  
 Skaggs, Raymont, 1998  
 Staton, Paul, 1957  
 Slay, Steve, 1962  
 Slicker, Tom, 1960, 61, 62  
 Smiley, Anthony, 1983, 84  
 Smiley, Debralee, 2010, 12  
 Smith, Abe, 1976, 77  
 Smith, Antone, 2005, 06, 07, 08  
 Smith, Barry, 1970, 71, 72  
 Smith, Eric, 1991, 92, 93, 94  
**Smith, Keelin, 2012**  
 Smith, Kelvin, 1987, 88, 89  
 Smith, Kendall, 2007, 08, 09, 10  
 Smith, Larry, 1996, 97, 98  
 Smith, Leroy, 2001, 02, 03, 04  
 Smith, Marquette, 1991, 93  
 Smith, Mike, 1978, 79, 80  
 Smith, Rodney, 2009, 10, 11, 12  
 Smith, Sammie, 1986, 87, 88  
 Smith, Shevin, 1994, 95, 96, 97  
**Smith, Telvin, 2010, 11, 12**  
**Smith, Terrance, 2012**  
 Smith, Tony, 1982, 83, 84, 85  
 Smith, Travis, 2002  
 Snell, David, 1970, 71, 72  
 Snider, Blake, 2009  
 Snipes, Roosevelt, 1983, 84  
 Snyder, Dave, 1961, 62, 63  
 Solomon, Jesse, 1984, 85  
 Southwood, Keith, 1984, 85  
 Sowers, Craig, 1970  
 Spain, Connell, 1993, 94, 95, 96  
 Sparkman, Don, 1971, 72, 73  
 Spires, Greg, 1994, 95, 96, 97  
 Spivey, John, 1957, 58, 59  
 Spooner, Phil, 1963, 64, 65  
 Sprague, Ryan, 1997, 98, 99, 00



**Craphonso Thorpe**

Spurlock, David, 2008, 09, 10, 11  
 Staab, Ray, 1954  
 Stallworth, David, 1989, 90, 91  
 Stanley, Jacob, 2010, 11  
 Stark, Jon, 1993, 94  
 Stark, Rohn, 1978, 79, 80, 81  
 Stein, Jesse, 2003  
 Stephens, Demetro, 1995, 96, 97, 98  
 Stephens, John, 1964, 65, 66  
 Stevens, Toshmon, 2009, 10, 11, 12  
 Stevenson, Robert, 1989, 90, 91, 92  
 Stewart, Alan, 1987, 88, 89  
 Stewart, Kendrick, 2006, 07, 08, 09  
 Stewart, Mike, 1976, 77  
 Stiehl, Eric, 1984, 85, 86  
 Stockton, Andy, 1974, 75  
 Stockstill, Rick, 1979, 80, 81  
 Stokes, Jay, 1969, 70, 71  
**Stork, Bryan, 2010, 11, 12**  
 Stovall, Chauncey, 2003, 04  
 Strauss, Buddy, 1948, 49  
 Strickland, Dan, 1958  
 Strickland, Larry, 1970, 71, 72  
 Strickland, Oliver, 1989  
 Strickler, Joe, 1969, 70, 71  
 Stringer, Germaine, 1996, 97, 98, 99  
 Stroud, Todd, 1983, 84, 85  
 Sudder, Rich, 1992  
 Sumner, Avery, 1962, 63, 64  
 Sumner, Walter, 1966, 67, 68  
 Suratt, Joe, 2005, 06  
 Surrency, Corey, 2008  
 Sutton, Lenny, 1986  
 Swantic, Len, 1953, 54, 55, 56  
 Swoszowski, Bob, 1958, 59, 60  
 Sytsma, Henry, 1962  
 Szczepanik, Vic, 1949, 50, 51, 52

**T**

Taccetta, Jeff, 2009  
 Tanks, Michael, 1986, 87, 88, 89  
 Tatum, Malcolm, 1999, 00, 01, 02  
 Taylor, Henry, 1981, 82, 83, 84  
 Taylor, Jimmy Lee, 1951, 52, 53, 54  
 Taylor, Rick, 1983  
 Taylor, Thurston, 1965, 66, 67  
 Tensi, Steve, 1962, 63, 64  
**Terrell, Nigel, 2012**  
 Terry, Nat, 1976, 77  
 Thacker, Bud, 2006, 07, 08, 09  
 Thames, Jon, 1973, 74, 75, 76  
 Tharpe, Al, 1947  
 Thaxton, Jae, 2004, 05, 06  
 Thomas, Bob, 1956  
 Thomas, Clewan, 1997, 98, 99, 00  
 Thomas, Clint, 1950  
 Thomas, Curtis, 1985, 86  
 Thomas, Danny, 1968, 69  
 Thomas, Eric, 1983, 84, 85

Thomas, Eric, 1996, 97, 98, 99  
 Thomas, Gerry, 1991  
 Thomas, Homer, 1980, 81  
 Thomas, James, 1970, 71, 72  
 Thomas, Jermaine, 2008, 09, 10, 11  
 Thomas, Rudy, 1974, 75, 76  
 Thomas, Tarios, 1998, 99, 00  
 Thomas, Tra, 1994, 95, 96, 97  
 Thompson, Chris, 2009, 10, 11, 12  
 Thompson, Jim, 1982, 83, 84  
 Thompson, Roy, 1951, 52  
 Thompson, Shelton, 1986, 87, 88, 89  
 Thompson, Weegle, 1981, 82, 83  
 Thorpe, Craphonso, 2001, 03, 04  
 Tillman, George, 1960  
 Timmons, Lawrence, 2004, 05, 06  
 Tomberlin, Pat, 1985, 86, 87, 88  
 Tomeo, Charles, 1996  
 Tonga, Joe, 2008  
 Tony, Greg, 2000  
 Trado, Jim, 1954  
 Trancygier, Ed, 1960, 61  
 Trickett, Clint, 2011, 12  
 Tulloch, David, 1996, 97  
 Tully, Bob, 1951  
 Tully, Jack, 1947, 48  
 Turk, Richard, 1950, 51, 52  
 Turrall, Eric, 1990, 91  
 Tuten, Rick, 1986, 87  
 Tye, Will, 2011  
 Tyre, Bill, 1961, 62  
 Tyre, Lewis, 1992, 93, 94, 95  
 Tyson, Jim, 1968, 69, 70

**U**

Ulmer, Al, 1957, 58, 59  
 Unglaub, Kurt, 1976, 77, 78, 79  
 Ulrich, Bob, 1965  
 Urquhart, Whitney, 1948, 49

**V**

Vanover, Tamarick, 1992, 93  
 Valente, Dale, 1995  
 Verbinski, Joe, 1959, 60, 61  
 Verdell, Toddrick, 2006, 07, 08  
 Versprille, Pat, 1955, 56  
 Vohun, Frank, 1967, 68, 69  
 Voltapetti, Barry, 1980, 81

**W**

Wachtel, John, 1961, 63, 64  
 Wade, Cameron, 2009  
 Wadsworth, Andre, 1994, 95, 96, 97  
**Walsome, Nick, 2011, 12**  
 Waldrop, Ben, 1998  
 Walker, Clyde, 1975, 76, 77  
 Walker, Chris, 1996, 97, 98, 99  
 Walker, David, 1995  
 Walker, Fabian, 2002, 03

Walker, Javon, 2000, 01  
 Walker, Stan, 1967, 68, 69  
 Wall, Torledo, 1993  
**Wallace, Jonathan, 2012**  
 Wallace, Lou, 1957  
 Wallace, Ron, 1968, 69, 70  
 Wallace, Wade, 1978, 79  
 Waller, H.T., 1966  
 Ward, B.J., 2001, 02, 03  
 Ward, Charlie, 1989, 91, 92, 93  
 Warren, Brandon, 2006  
 Warren, David, 1997, 98, 99, 00  
 Warren, Scott, 1976, 77, 78, 79  
 Warren, Terry, 1984, 85, 86, 87  
 Warren, Tommy, 1968, 69, 70  
 Warrick, Peter, 1996, 97, 98, 99  
 Washington, Leon, 2002, 03, 04, 05  
 Washington, Torrance, 2002  
 Walkins, Pat, 2002, 03, 04, 05  
 Watson, Dekoda, 2006, 07, 08, 09  
 Watson, John, 1947  
 Watson, Menelik, 2012  
 Weatherford, Drew, 2005, 06, 07, 08  
 Weaver, Billy, 1955, 56, 57  
 Weaver, Lee, 1999, 00  
 Weigel, Bill, 1949  
 Weinke, Chris, 1997, 98, 99, 00  
 Wells, Chuck, 1985  
 Wells, Rodney, 1994, 95  
 Weldon, Casey, 1988, 89, 90, 91  
 Werner, Bjoern, 2010, 11, 12  
 Westley, Gil, 1977, 78, 79  
 West, Tom, 1962, 63, 64  
 Wessel, Joe, 1982, 83, 84  
 Wetherell, T.K., 1965, 66, 67  
 Wettslein, Max, 1963, 64, 65  
 Wheeler, Tom, 1982, 83  
 Whigham, Frank, 1970, 71  
 Whipkey, Jarred, 2006  
 Whitaker, Jason, 1996, 97, 98, 99  
 White, Gaylon, 1984, 85, 86  
 White, Markus, 2008, 09, 10  
 White, Randy, 1985, 86, 87  
 White, Tom, 1969, 70  
 Whitehead, Bud, 1958, 59, 60  
 Whitehead, Willie, 1960  
 Whitehurst, Dan, 1970, 71, 72  
 Whitmer, Bob, 1951  
 Whiting, Mike, 1978, 79, 80, 81  
 Whittington, David, 1988  
 Widner, Terry, 1982, 83  
 Wiggins, Wylie, 1999  
**Wilder, Jr., James, 2011, 12**  
 Wilkins, Randy, 1998, 99, 00  
 Williams, Alphonso, 1985, 86, 87, 88  
 Williams, Anthony, 1986  
 Williams, Blair, 1981, 82  
 Williams, Brett, 1999, 00, 01, 02  
 Williams, Brian, 1981, 82, 83, 84  
 Williams, Dayne, 1986, 87, 88  
 Williams, Del, 1964, 65, 66  
 Williams, Dick, 1947  
 Williams, Eric, 1984, 85, 86, 87, 88  
 Williams, Isaac, 1982, 83, 84, 85  
**Williams, Karlous, 2011, 12**  
 Williams, Phil, 1978, 79, 80, 81  
**Williams, P.J., 2012**  
 Williams, Pooh Bear, 1993, 95, 96  
 Williams, Rhodney, 1993  
 Williams, Ricky, 1979, 80, 81, 82  
 Williams, Roger, 2004, 05, 06, 07  
 Williams, Todd, 1999, 00, 01, 02  
 Williams, Vince, 2008, 10, 11, 12  
 Williams, Waldo, 1975, 76  
 Williamson, Larry, 1965, 66  
 Willis, Peter Tom, 1986, 88, 89  
 Willis, Ray, 2001, 02, 03, 04  
 Wilmot, Horace, 1983  
 Wilson, Reinard, 1993, 94, 95, 96  
 Wimberly, John, 1990, 92  
 Wimbly, Kameron, 2002, 03, 04, 05  
 Wodrich, Bob, 1950, 51, 52  
 Womble, Jeff, 2000, 01, 02, 03  
 Woods, Chris, 1999, 00  
 Woodham, Al, 1952  
 Woodham, Wally, 1977, 78, 79  
 Woolford, Gary, 1975, 76  
 Wooten, Jerry, 1963  
 Wright, Ricardo, 2006, 07, 08, 09  
 Wyche, John, 1987, 89, 90

**X**

Xanders, Brian, 1992

**Y**

Yarborough, Craig, 2009  
 Yeldell, Bill, 1968  
 Yeomans, Tony, 1986, 87, 88, 89  
 Young, Tommy, 1981, 82

**Z**

Zann, Vincent, 2009, 10  
 Zaffran, Ted, 1969, 70  
 Zion, Harvey, 1966, 67, 68

Current players in bold.



**Derek Schmidt**

2013 PREVIEW  
 SEMINOLES  
 COACHING STAFF  
 2012 SEASON IN REVIEW  
 THIS IS FSU  
 HONORS  
 SEMINOLES IN THE PROS  
 RECORDS  
 ADMINISTRATION

ALL-TIME JERSEY NUMBERS

- 1**  
 Frank Fontes (70, 71)  
 Ahmet Askin (72, 73, 74)  
 Keith Singletary (75)  
 Dave Cappellet (76, 77, 78, 79)  
 Rick Taylor (80)  
 Eric Thomas (81, 82, 83, 84, 85)  
 Scott DiMare (86, 87, 88)  
 Shannon Baker (89, 90, 91, 92)  
 Andre Cooper (93, 94, 95, 96)  
 Reggie Durden (96, 98, 99)  
 Sam Cowart (97)  
 Jeff Chaney (00)  
 Craphonso Thorpe (01, 02, 03, 04)  
 Fred Rouse (05)  
 Brandon Warren (06)  
 Xavier Lee (07)  
 Corey Surrency (08)  
 Mike Harris (10, 11)  
 Kelvin Benjamin (11, 12)  
 Tyler Hunter (12)
- 2**  
 Reggie Webb (80)  
 Steve Nicklaus (81, 82, 83, 84)  
 Ronnie Andrews (85)  
 Patrick White (85)  
 Deion Sanders (86, 87, 88)  
 Eric Turrall (89)  
 Clifton Abraham (90, 91, 92, 93, 94)  
 Samari Rolle (84, 95, 96, 97)  
 RETIRED (95)
- 3**  
 Duane Carrell (69, 70, 71)  
 Joe Downey (72, 73, 74)  
 Bill Duley (75, 76, 77)  
 Rohn Stark (78, 79, 80, 81)  
 Hassan Jones (82)  
 Herb Gainer (83, 84, 85, 86, 87)  
 Rick Tuten (86)  
 Richie Andrews (87)  
 Leon Fowler (88, 89, 90, 91, 92)  
 Scott Bentley (93, 94, 95, 96)  
 Tres Walton (96, 97, 98)  
 Malcolm Tatum (98, 99, 00, 01, 02)  
 Leon Washington (03, 04, 05)  
 Myron Rolle (06, 07, 08)  
 E. J. Manuel (08, 09, 10, 11, 12)  
 Justin Bright (10, 11, 12)
- 4**  
 Chris Gerbasi (80)  
 Jessie Hester (81, 82, 83, 84)  
 Peter Tom Willis (85, 86, 87, 88, 89)  
 Chris Weinke (90)  
 Marquette Smith (91)  
 Corey Fuller (92, 93, 94)  
 Robert Hammond (94)  
 Troy Sanders (95, 96, 97, 98)  
 Chris Hope (98)  
 Anquan Boldin (00, 01, 02)  
 P.K. Sam (03)  
 Kenny O'Neal (05)  
 Mikhail Kornegay (06)  
 Tony Carter (07, 08)  
 Terrance Parks (09, 10, 11)  
 Brandon Jenkins (12)  
 Chris Thompson (12)

- 5**  
 Weegie Thompson (79)  
 Joe Wessel (82, 83, 84)  
 Chip Ferguson (85, 86, 87, 88)  
 Kenny Felder (89, 90, 91)  
 Jason Powers (92)  
 Jon Stark (93, 94)  
 Theon Rackley (95, 96, 97, 98, 99)  
 Travis Chambers (96)  
 Cornelius Collier (99, 01, 02)  
 Adrian McPherson (02)  
 LeRoy Butler (03, 04, 05, 06)  
 Preston Parker (07, 08)  
 Greg Reid (09, 10, 11)  
 Jameis Winston (12)
- 6**  
 Dennis McKinnon (80, 81, 82)  
 Louis Berry (83, 84, 85, 86)  
 Bill Mason (86)  
 LeRoy Butler (87, 88, 89)  
 Grady Ross (90)  
 Steve Gilmer (90, 91, 92, 93, 94)  
 Harold Wright (93)  
 Troy Sanders (94)  
 Robert Hammond (95, 96, 97)  
 Derrick Gibson (98, 99, 00)  
 Anquan Boldin (99)  
 Greg Jones (01, 02, 03)  
 Anthony Bredwood (01)  
 Willie Jones (04, 05)  
 Antone Smith (06, 07, 08)  
 Gerald Demps (10)  
 Nick Waisome (11, 12)
- 7**  
 Mike Smith (79, 80)  
 Mike Rendina (81, 82)  
 Barry Barco (83, 84, 85)  
 Ronald Lewis (86, 87, 88, 89)  
 Eric Turrall (90, 91)  
 Aaron Dely (92, 93, 94, 95)  
 Billy Brown (95)  
 Germaine Stringer (96)  
 Laveranues Coles (97, 98, 99)  
 Rufus Brown (99, 00, 01, 02, 03)  
 Duanne Carrell (69)  
 Marcus Ball (07)  
 Christian Ponder (08, 09, 10)  
 Christian Jones (10, 11, 12)  
 Mario Pender (12)
- 8**  
 Eric Riley (80, 81, 82, 83, 84)  
 Anthony Johnson (85)  
 Terry Anthony (86, 87, 88, 89)  
 Scott Edwards (89)  
 Corey Sawyer (90, 91, 92, 93)  
 Magic Benton (94)  
 Damian Harrell (95, 96, 97)  
 Clevan Thomas (97, 98, 99, 00)  
 Bryant McFadden (01, 02, 03, 04)  
 Roger Williams (05, 06, 07)  
 Taiwan Easterling (09, 10)  
 Chad Colley (09, 10)  
 Devonta Freeman (11, 12)  
 Timmy Jernigan (11, 12)

- 9**  
 Greg Thompson (80)  
 Warren Hanna (81, 82)  
 Steve Bloodworth (83)  
 John Ricciardi (84)  
 Bill Richardson (84)  
 Phillip Bryant (85, 86)  
 Ed Smith (87)  
 Richie Andrews (88, 89)  
 Dan Mowrey (90, 91, 92)  
 Peter Warrick (95, 96, 97, 98, 99)  
 Kendyll Pope (00, 01, 02, 03)  
 Xavier Lee (04, 05, 06)  
 Bill Cappellet (66, 67, 68, 69)  
 Dan Forey (69)  
 Frank Deming (71)  
 Billy Prescott (72, 73)  
 Ryals Lee (77)  
 Blair Williams (80, 81, 82)  
 Greg Handsel (83)  
 Danny McManus (84, 85, 86, 87)  
 Brad Johnson (87, 88, 89, 90, 91)  
 Jeff McCrone (91, 92, 93)  
 William McBride (93)  
 Charles Tomeo (94)  
 Marc Donaldson (94)  
 Richard Goodman (07, 08, 09)  
 Clint Trickett (10, 11, 12)  
 Karlos Williams (11, 12)
- 10**  
 Billy Odom (54)  
 Vic Prinzi (56, 58)  
 Bob Stephens (59)  
 Ed Trancygier (60, 61)  
 Bob Davis (80, 81, 82, 83, 84)  
 Ben Thompson (85, 86)  
 Felton Cook (86)  
 Corian Freeman (87, 88, 89, 90)  
 Derrick Brooks (91, 92, 93, 94)  
 Dan Kendra (95, 96, 97, 98, 99)  
 Rich Maher (99)  
 Stanford Samuels (00, 01, 02, 03)  
 Lorne Sam (04)  
 Geno Hayes (05, 06, 07)  
 D'Vontre Richardson (08)  
 Nick Moody (09, 10, 11, 12)  
 Marvin Bracy (12)
- 11**  
 Lee Corso (54)  
 Ted Rodrigue (56, 57)  
 Bob Conrad (58)  
 Billy Hampton (59)  
 John Massey (61)  
 Charlie Calhoun (62, 63)  
 H.T. Waller (64)  
 Kim Hammond (65, 66, 67)  
 Rick Anderson (68)  
 Duanne Carrell (69)  
 Frank Fontes (69)  
 Fred Geisler (70, 71)  
 Jim Everett (72, 73, 74, 75)  
 Ryale Lee (76)  
 Steve Dykes (77)  
 Rick Stockstill (78, 79, 80, 81)  
 Kirk Coker (83, 84, 85)  
 Wes Hardin (86)  
 Alan Stewart (86, 87)  
 Casey Weldon (87, 88, 89, 90, 91)  
 Devin Bush (92, 93, 94)  
 Dexter Jackson (95, 96, 97, 98)  
 Jared Jones (99, 00)  
 Gerald Ross (01, 02, 03, 04)  
 Drew Weatherford (05, 06, 07, 08)  
 Vince Williams (10, 11, 12)  
 Sean Maguire (12)
- 12**  
 Don McCormick (54)  
 Len Swantic (56)  
 Gene McCormick (57, 58, 59)  
 Charlie Alexander (60)  
 Charlie Calhoun (61)  
 John Harlike (62)  
 Tony Gero (63, 64, 65)  
 Bill Burkhardt (66)  
 Phil Hiatt (67)  
 Frank Whigham (69, 70, 71)  
 Bobby Baker (72)  
 Steve Mathieson (73, 74, 75)  
 Wally Woodham (77, 78, 79)  
 Kelly Lowrey (80, 81, 82, 83)  
 J.P. Connolly (84, 85, 86)  
 Rick Tuten (87)  
 Alan Stewart (88)  
 Matt Frier (89, 90, 91, 92, 93)  
 Thad Busby (93, 94, 95, 96)  
 Abdul Howard (97, 98, 99, 00, 01)  
 Dominick Robinson (02)  
 Fabian Walker (02, 03)  
 Gary Cisnesia (05, 06, 07)  
 Damon McDaniel (06)  
 Nigel Carr (08, 09)  
 Jarred Haggins (11, 12)

- 13**  
 Pat Versprille (55)  
 Joe Majors (57, 58, 59)  
 Happy Fick (60, 61)  
 Jim Parham (61)  
 Steve Tensi (62, 63, 64)  
 Kim Mack (80, 81, 82, 83, 84)  
 Chris Lundahl (85)  
 Dexter Carter (87, 88, 89)  
 Mack Knight (90, 91)  
 Mike Barre (91)  
 Danny Kanell (92, 93, 94, 95)  
 Marvin Minnis (96, 97, 98, 99, 00)
- 14**  
 Adrian McPherson (01)  
 Jared Hetzel (02)  
 Antonio Cromartie (03, 04)  
 Preston Parker (06)  
 Brandon Paul (07)  
 Nigel Bradham (08, 09, 10, 11)  
 Ronald Darby (12)
- 15**  
 Bobby Renn (56, 57)  
 Roy Bickford (59, 60, 61)  
 Jim Seaward (62)  
 Jim Massey (62)  
 Russ Fischer (63)  
 Pat Conway (64, 65, 66)  
 Tommy Warren (67, 68, 69)  
 Jimmy Jordan (76, 77, 78, 79)  
 Anthony Smiley (80, 83, 84)  
 Lee Paige (82)  
 Terry Robinson (85)  
 Gary Snells (86)  
 Bill Ragans (86, 87, 88, 89, 90)  
 Bill Mason (87)  
 Devin Bush (91)  
 Phillip Riley (93, 94, 95)  
 Mario Edwards (96, 97, 99)  
 Jean Jeune (98)  
 Fabian Walker (00)  
 William McCray (01)  
 Chris Davis (02)  
 Chauncey Stovall (03, 04)  
 Tony Carter (05, 06)  
 Tommy Keane (06)  
 Ochucko Jenlie (07, 08, 09, 10)  
 Greg Dent (11, 12)  
 Mario Edwards Jr. (12)
- 16**  
 Billy Weaver (54)  
 Ron Williams (57)  
 Ed Pritchett (63, 64, 65)  
 Gary Pajcic (66, 67, 68)  
 David Barnes (69)  
 Randy Shively (69)  
 Billy Sexton (72)  
 Jimmy Black (73, 74, 75, 76)  
 Jeff Ledbetter (80)  
 Dominick Sneed (80)  
 Rick Taylor (81, 82, 83)  
 Tracy Sanders (84, 85, 86, 87, 88)  
 Richard Coes (89, 90, 91, 92, 93)  
 Marlin Green (94)  
 Sean Key (95, 96)  
 Chris Weinke (97, 98, 99, 00)  
 Chris Rix (00, 01, 02, 03, 04)  
 Mikhail Kornegay (05)  
 Mister Alexander (08, 09, 10)  
 Will Secord (09, 10, 11)  
 Ukeme Eligwe (12)  
 Dorsey Moore (12)
- 17**  
 Dick Whittington (54)  
 Marty Kolbus (65, 66)  
 Mike Page (68)  
 Jackie Speer (69)  
 Gary Loucks (72)  
 Ron Coppess (73, 74)  
 Wally Woodham (75)  
 Bill Capece (78, 79, 80)  
 Bruce Shoemaker (81, 82)  
 J.P. Connolly (83)  
 Eric Williams (83, 84, 85, 86, 87)  
 Eric Mangham (83)  
 Ben Thompson (84)  
 Tim Corlew (88)  
 Charlie Ward (89, 90, 91, 92, 93)  
 RETIRED (93)

- 18**  
 Buck Meets (54)  
 Jerry Henderson (57)  
 Clint Burton (66, 67, 68)  
 Kent Gaydos (69, 70, 71)  
 Mark Orlando (72)  
 Clyde Walker (75, 76, 77)  
 Dennis McKinnon (79)  
 Weegie Thompson (80, 81, 82, 83)  
 Derek Schmidt (84, 85, 86, 87)  
 John Davis (89, 90, 91, 92)  
 Sean Hamlet (93, 94, 95, 96)  
 Sean Key (97, 98, 99)  
 Yohance Buchanan (00, 01, 02)  
 Greg Tony (01)  
 Lorne Sam (03)  
 J.R. Bryant (04, 05, 06, 07)  
 Greg Carr (08)  
 Dustin Hopkins (09, 10, 11, 12)
- 19**  
 Robert Green (54)  
 Pete Roberts (66)  
 Phil Abraira (67, 68, 69)  
 Gary Huff (69, 70, 71)  
 Jack Maynard (73)  
 Kurt Unglaub (76, 77, 78, 79, 80)  
 Pat Milligan (81, 82, 83)  
 Greg Jacobs (84)  
 Sam Zigelboim (84)  
 John Parks (85, 86, 87)  
 John Wimberly (89, 90, 91, 92)  
 Gerry Thomas (91)  
 Mack Knight (93)  
 Danny Marsee (93)  
 E.G. Green (94, 95, 96, 97)  
 Greg Moore (98, 99, 00)  
 Joey Kaleikini (01)  
 Wyatt Sexton (02, 03, 04)  
 Lemar Parrish (02)  
 Caz Pirowski (06)  
 Kenny Ingram (07, 08)  
 Josh Gehres (10, 11, 12)  
 Roberto Aguayo (12)
- 20**  
 Ernie Reddick (48)  
 Tommy Brown (50, 51, 52)  
 Lee Corso (55, 56)  
 Buddy Reynolds (57)  
 Bobby Renn (58)  
 Willie Whitehead (59, 60, 61)  
 Dave Snyder (62, 63)  
 Larry Green (64, 66, 67)  
 Danny Thomas (68, 69)  
 David Snell (69, 70, 71)  
 Mike Shumann (72, 73, 74, 75, 77)  
 Ken Burnett (80, 81, 82)  
 Roosevelt Snipes (83, 84, 85)  
 Keith Ross (86, 87, 88)  
 Clyde Allen (89, 90, 91, 92, 93)  
 James Colzie (93, 94, 95, 96)  
 Vanez Gooch (97)  
 Raymond Skaggs (98, 99)  
 Nick Maddox (99, 00, 01, 02)  
 Torrance Washington (03)  
 Anthony Houllis (04)  
 Jamie Robinson (06, 07, 08, 09)  
 Lamaricus Joyner (10, 11, 12)

- 21**  
 Ralph Chaudron (48, 49)  
 John Griner (54)  
 Billy Odom (55, 56)  
 Lenny Levy (57)  
 Bobby Carnes (58)  
 Don Mustain (59, 60)  
 Dave Snyder (61)  
 Larry Brinkley (62, 63)  
 Donovan ones (64, 65, 66, 67)  
 John Pell (68, 69)  
 Joe Goldsmith (70, 71, 72, 73, 74)  
 Lloyd Kelly (75, 76)  
 Bobby Butler (78, 79, 80)  
 John Pirowski (82, 83)  
 Wayne Denson (84, 85)  
 John Hadley (86, 87, 88)  
 Errol McConvey (89)  
 Maurice Pinckney (90)  
 Chris Hall (91, 92)  
 Rich Sudder (91, 92)  
 Deon Gates (93)  
 Arthur Humphrey (94, 95, 96, 97, 98)  
 Talman Gardner (99, 00, 01, 02)  
 Dominic Robinson (03, 04)  
 Trevor Ford (05)  
 Patrick Robinson (06, 07, 08, 09)  
 Avis Commack (11)  
 Debrale Smiley (10, 11, 12)  
 Chris Casher (12)
- 22**  
 George Moran (48)  
 John Quinn (49)  
 Carl Green (54)  
 Buck Meets (55, 56)  
 Bobby Carnes (57)  
 Lenny Levy (58)  
 Jim Redfern (59)  
 Ken Russon (60, 61, 62)  
 Larry Brinkley (61)  
 Maury Bibent (63, 64, 65)  
 Chuck Eason (66, 67, 68)  
 Doug Mitchell (69)  
 Barry Smith (69, 70, 71)  
 Bobby McKinnon (72, 73, 74, 75)  
 Mike Barnes (76, 77)  
 Homes Johnson (78)  
 Hardis Johnson (79, 80)  
 Phil Hall (82, 83, 84)  
 Keith Ross (85)  
 Curtis Thomas (85, 86, 87)  
 Corian Freeman (86)  
 Edgar Bennett (87, 89, 90, 91)  
 Marquette Smith (92, 93)  
 Pooh Bear Williams (94, 95, 96)  
 Davy Ford (97, 98, 99, 00, 01)  
 Jared Hetzel (01)  
 Ryan Reynolds (02)  
 Anthony Bredwood (02)  
 Pat Walkins (02, 04, 05)  
 Marlon Napier (03)  
 Corey Manquom (06, 07, 08, 09)  
 Taiwan Easterling (07)  
 Telvin Smith (10, 11, 12)  
 Ridge Read (12)

- 23**  
 Leonard Melton (48, 49)  
 Ham Bisbee (54)  
 Jerry Henderson (55)  
 Harold Cummings (56)  
 Pappy Rozman (57)  
 John Sheppard (57, 58)  
 Fred Grimes (59)  
 Ralph Parkman (60)  
 Jack Forehand (61)  
 Jim Loftin (62, 63)  
 Wayne Giardino (64, 65, 66)  
 Bobby Lent (61)  
 Don Pederson (68, 69)  
 David Edly (70, 71)  
 Chris Griffin (72, 73, 74, 75)  
 Jackie Flowers (76, 77, 78, 79)  
 Homes Johnson (80)  
 Tracy Ashley (81, 82, 83)  
 Jerome McCoy (84)  
 Deion Sanders (85)  
 Pat White (86, 87)  
 Ray Gibson (86)  
 Bryce Abbott (88, 89, 90, 91)  
 Eric Black (92)  
 Byron Capers (93, 94, 95, 96)  
 Shawn Gay (93)  
 Travis Minor (97)  
 Mitch Scharf (97)  
 Travis Minor (98, 99, 00)  
 Jerome Carter (01, 02, 03, 04)  
 Antone Smith (05)  
 Roosevelt Lawson (06, 07, 08)  
 Chris Thompson (09, 10, 11)  
 Jared Armstrong (12)  
 Gerald Demps (12)
- 24**  
 Don Grant (48)  
 Billy Pat Atkins (56)  
 Ken Coe (58, 59, 60)  
 Buddy Yarbrough (61)  
 John Roberts (62)  
 Mario DeLiberty (63)  
 Elton Revell (64, 65)  
 Walter Sumner (66, 67, 68)  
 John Lanahan (69, 70, 71)  
 Andy Stockton (72, 73, 74, 75)  
 Mike Kincaid (76, 77)  
 Harvey Clayton (79, 80, 81, 82)  
 Darrin Holloman (83, 84, 85, 86)  
 Paul Moore (87)  
 Sam Lopez (88)  
 Felix Harris (89, 90, 91, 92)  
 Rock Preston (93, 94, 95, 96)  
 Jeff Chaney (98, 99)  
 B. J. Ward (00, 01, 02, 03, 04)  
 Darius McClure (06, 07, 08)  
 Lonnie Pryor (09, 10, 11, 12)  
 Terrance Smith (12)

- 25**  
 Ted Hewitt (48, 49)  
 Joe Holt (54)  
 Pat Versprille (56)  
 Gerald Philp (57)  
 Fred Pickard (57)  
 Carl Meyer (58, 60)  
 Charlie Thomas (61)  
 Maury Bibent (62)  
 Fred Biletznikoff (63, 64)  
 RETIRED (85)
- 26**  
 Jack Turner (48)  
 Dan Mady (49)  
 Charlie Jacobs (54)  
 Billy Weaver (55, 56, 57)  
 Bud Whitehead (58, 59, 60)  
 Dick Thompson (61)  
 Ronnie Reed (61)  
 Keith Keenan (62)  
 Bill Hammond (63)  
 Bill Campbell (64, 65, 66)  
 Hal Hodges (67)  
 James Thomas (69, 70, 71)  
 Mike Harder (72)  
 Donnie Holley (73)  
 Hector Gray (75)  
 Joe Joyner (76)  
 Jessie Forbes (77)  
 Wade Wallace (78, 79)  
 Carl Armstrong (80)  
 Greg Allen (81, 82, 83, 84)  
 Anthony Williams (85)  
 Alphonso Williams (86, 87, 88)  
 Efferin Macon (89)  
 Errol McConvey (90, 91)  
 Harold Battles (92, 93, 94, 95, 96)  
 Jeff Chaney (97)  
 Atreus Bell (98, 99, 00, 01)  
 Willie Reid (02, 03, 04, 05)  
 Anthony Leon (07)  
 A. J. Alexander (09)  
 P.J. Williams (12)
- 27**  
 Curt Vogttritter (48)  
 Louis Sutton (49)  
 Billy Graham (54)  
 Gene Cox (55)  
 Stan Dobosz (56, 57)  
 Jack Espenship (58, 59)  
 Victor Forehand (60)  
 Tom Haneby (61)  
 Phil Spooner (62, 63, 65)  
 Bill Cox (66, 67, 68)  
 Arthur Munroe (69, 70, 71)  
 Ken Johnson (72)  
 Mike Harder (73, 74)  
 Vic Fowler (76, 77)  
 Michael Whiting (79, 80, 81)  
 Lenx Jackson (82)  
 Randy White (83)  
 Victor Floyd (84, 85, 86, 87, 88)  
 Terrance Buckley (89, 90, 91)  
 Brian Xanders (92)  
 Rodney Wells (93, 94, 95)  
 Coronta Cody (96, 97)  
 Tay Cody (98, 99, 00)  
 Claudius Osei (01, 02, 03, 04)  
 Pat Davis (05)  
 Russell Ball (07)  
 Terrance Parks (08)  
 Xavier Rhodes (09, 10, 11, 12)  
 Jordan Stanley (10)  
 Chris Brown (12)
- 28**  
 John Filchcock (48)  
 Bobby Fivessh (51, 52, 53)  
 William Swilley (54)  
 Stephen Dean (55)  
 Larry Weber (56)  
 Wes Minton (57)  
 Jim Hooks (58)  
 Al Beccaccio (60)  
 Ralph Norman (61)  
 Winfred Bailey (62, 63, 64)  
 T.K. Wetherell (65, 66, 67)  
 Robert Ashmore (69, 70, 71)  
 Mike Davidson (72, 73, 74)  
 Jerome Davis (76)  
 Keith Jones (78, 79, 80)  
 Rocky Kinsey (81, 82, 83, 84)  
 Dedrick Dodge (85, 86, 87, 88, 89)  
 Corey Fuller (90, 91)  
 Sean Hamlet (92)  
 Warrick Dunn (93, 94, 95, 96)  
 Chris Hope (99, 00, 01)  
 B.J. Ward (99)  
 Ryan Reynolds (01)  
 Robin Charles (02)  
 Lorenzo Booker (02, 03, 04, 05, 06)  
 Dionte Allen (08, 09)  
 Nigel Terrell (11, 12)



Terrell Buckley

2013 PREVIEW  
 2013 SEMINOLES  
 COACHING STAFF  
 2012 SEASON IN REVIEW  
 THIS IS FSU  
 HONORS  
 SEMINOLES IN THE PROS  
 RECORDS  
 FSU ADMINISTRATION



ALL-TIME JERSEY NUMBERS

29

- Ted Martin (48)
- Gene Cox (54)
- Carmen Battaglia (55, 56, 57)
- Ron Hinson (59)
- Tom Hillbrand (60, 61, 62)
- Joe Petko (63, 64, 65)
- John Hurst (66)
- Benny Rust (69)
- Dano Fiore (70, 71)
- Fred Miller (73, 74, 75)
- Ernie Washington (77)
- Sam Platt (78, 79, 80)
- Michael Whigham (81)
- Brian Harlow (83)
- Stan Shiver (84)
- Barry Ward (84)
- Bill Richardson (85)
- Lawrence Dawsey (86, 87, 88, 89, 90)
- Phillip Riley (91)
- Sean Liss (92, 93, 94, 95)
- Farrell Spensor (93)
- Shevin Smith (94)
- Bill Gramatica (96)
- Tommy Polley (97, 98, 99, 00)
- W.J. Jones (01, 02, 03)
- P.J. Sevidio (02)
- Michael Ray Garvin (05, 06, 07, 08)
- Kendall Smith (09, 10)
- Eric Beverly (11)
- Dillon Kidd (11, 12)

30

- Dick Kendall (48)
- Vic Szczepanik (49)
- Hobo Ackerman (54)
- Bill Moremen (65, 66, 67)
- Tom Bailey (68, 69)
- Brent Norris (70)
- John Kilmurray (72)
- Jeff Leggett (73, 74, 75, 76)
- Keith Kennedy (77, 78, 79)
- Larry Harris (80, 81, 82)
- Terry Griggley (84, 85)
- Dexter Carter (86)
- Tanner Holloman (86)
- Stanley Hall (87)
- Tommy Henry (88, 89)
- Omar Ellison (90, 91, 92, 93, 94)
- Jeremi Rudolph (95)
- Shevin Smith (96, 97)
- Damon Carroll (97)
- Stanford Samuels (98, 99)
- Brandon Myers (00)
- Patrick Newton (01, 02)
- Lamar Lewis (04, 05)
- Derek Nicholson (07, 08)
- Jajuan Harley (09)
- Tyler Hunter (11)
- Colin Blake (12)
- Ryan DiMarco (12)

31

- Dick Peterson (48, 49)
- Jimmy Lee Taylor (51, 52, 53, 54)
- Bill Cox (65)
- Bill Gunter (66, 67, 68)
- Paul Magalski (69, 70, 71)
- Rudy Falana (73, 74)
- Gator Cherry (75, 76, 77, 78, 79)
- Billy Allen (81, 82, 83, 84)
- Michael Tanks (85)
- Stanley Hall (86)
- Marion Butts (87, 88)
- Lavon Brown (89, 90, 91, 92)
- Clarence Williams (93)
- Lamarr Glenn (94, 95, 96, 97, 98)
- Bryant McFadden (00)
- Dominic Robinson (01)
- Thomas Clayton (02)
- Roger Williams (03)
- Toddrick Verdell (06, 07, 08)
- Terrence Brooks (10, 11, 12)

32

- Wyatt Parrish (48, 49)
- Ted Rodrigue (54)
- Bill Richardson (65, 66)
- Ed Chershoff (67)
- Eddie Davis (69, 70, 71, 72)
- Mike Barnes (73, 75)
- Greg Ramsey (77, 78, 79)
- Darish Davis (80, 81)
- Martin Mayhew (83, 84, 85, 86, 87)
- Paul Moore (88, 89, 90, 91)
- Zach Crockett (92, 93, 94)
- Khalid Abdullah (95, 96, 97)
- Clay Terrell (98)
- Clean Jeune (99, 00)
- Leroy Smith (01, 02, 03, 04)
- Joe Surratt (05, 06, 07)
- Brandon Simmons (10)
- James Wilder, Jr. (11, 12)
- Sean Tidmus (12)

33

- Bo Manuel (48, 49)
- Buch Riser (65, 66)
- Grant Guthrie (67, 68, 69)
- Clint Parker (69)
- Steve Hardin (70, 71)
- Rudolph Thomas (72, 73, 74, 75, 76)
- James Harris (78, 79, 80, 81)
- Pat Cicalese (82, 83, 84)
- Brian Davis (84)
- Sammie Smith (85, 86, 87, 88)
- David Dees (89)
- Dominique Ross (89)
- Sam "Tiger" McMillon (90, 91, 92, 93, 94)
- Dee Feaster (95, 96, 97, 98)
- Lemar Parrish (00, 01)
- Willie Reed (01)
- Leon Washington (02)
- Kasey Anderson (03)
- Jamaal Edwards (04, 06, 07)
- Carlton Jones (08)
- Ty Jones (09, 10, 11)
- Kevin Haplea (12)
- Xavier Pryce (12)

34

- Bob Case (48)
- George Spurling (49)
- Ron Schomburger (54)
- Frank Loner (65, 66)
- Ron Sellers (66, 67, 68)
- RETIRED (85)
- Ernie Sims (03, 04, 05)

35

- Bill Quigley (48)
- Dan McClure (49)
- Tommy Bouchias (54)
- John Hosack (65, 66)
- Mike Gray (68, 69)
- Randy Shively (70, 71)
- Brooks Burroughs (72)
- Leon Bright (73, 74, 75)
- Ernie Sims (78, 80, 81)
- Ellis Singletary (79)
- Horace Wilmot (82, 83)
- John Hadley (84, 85)
- Lenny Sutton (86)
- Chris Parker (87, 88, 89, 90)
- Sean Jackson (91, 92, 93)
- Dante Snodgrass (93)
- Rendell Long (94)
- Todd Frier (95, 96, 97, 98, 99)
- Brandon Myers (00)
- Brandon Myers (01)
- Eric Shelton (01)
- B.J. Dean (02, 03, 04, 05)
- Marcus Sims (06, 07, 08)
- Greg Dent (10)
- Nick O'Leary (11, 12)
- Parker Conley (12)

36

- Joe Crona (48)
- Bob Waff (49)
- Bill Brown (54)
- Rick Oreair (69, 70, 71)
- Doug Glosson (72)
- Jim Heggins (72, 75)
- Chip Sanders (76, 77)
- Cliff Holiday (79, 80, 81, 82)
- James Graganella (83)
- Cleveland McNabb (84)
- Eric Stiehl (85, 86)
- Kelvin Smith (87, 88, 89, 90)
- Ken Alexander (91, 92, 93)
- James D'Amico (94)
- Dennis Andrews (95)
- Vannez Gooch (96)
- William McCray (97, 98, 99, 00)
- James Buchanan (01, 02)
- James Coleman (03, 04, 05)
- Dekoda Watson (06, 07, 08, 09)
- Jarred Haggins (10)
- Kory Burnett (12)
- Jermaine Washington (12)

37

- Marvin Urquhart (48, 49)
- Harry Massey (54)
- Oscar Roberts (70, 71)
- Jesse Forbes (72)
- Danny Greene (73)
- Greg Ramsey (75)
- Mike Smith (77, 78)
- Greg Cary (80)
- John Feagin (81, 82)
- Cleveland McNabb (83)
- Eric Stiehl (84)
- Stan Shiver (85, 86, 87, 88)
- Kevin Miller (89)
- Sean Jackson (90)
- Chris Keen (91)
- Jeremy Morris (93)
- Kendrick Scott (93, 94)
- Marcus Bullock (95, 96)

38

- Forrest Green (97)
- Shawn McCorkel (98)
- Pete Henderson (99)
- Chance Gwaltney (01, 02)
- Brett Cimorelli (03)
- Chase Gogans (05)
- Rodney Gallon (05, 06, 07)
- Nathan Brazeau (10, 11)
- Keelin Smith (12)

39

- Jack Tully (48, 49)
- Buzzy Lewis (70, 71, 72)
- Aaron Carter (73)
- Mike Kincaid (75)
- Larry Ellison (77)
- Kelly Burney (80)
- Ken Roe (81, 82, 83)
- Paul McGowan (84, 85, 86, 87)
- Jason Crain (88)
- David Bassett (89, 90)
- Scott Holmes (91, 92, 93)
- Dan LaRose (93)
- Mike Miranda (94)
- Mario Edwards (95)
- Laveranus Coles (96)
- Sebastian Janikowski (97, 98, 99)
- Greg Jones (00)
- Paul Irons (01, 02, 03, 04)
- Sean Compton (06)
- Jermaine Thomas (08, 09, 10, 11)
- Darren Edwards (10)
- Jonathan Akanbi (12)
- Cason Beatty (12)

40

- William Dawkins (48, 49, 50, 51)
- Steve Vickers (72)
- Jeff Ridings (73, 74, 75, 76)
- Reggie Herring (77, 78, 79, 80)
- Manny Carballo (82)
- Ron Moore (84)
- Brian Davis (85, 86, 87, 88)
- Ed Clark (89, 90, 91, 92)
- Melvin Pearsall (93)
- Hank Grant (94, 95, 96, 97)
- Ryan Sprague (98)
- Chad Maedder (99, 00, 01)
- Marcello Church (02, 03, 04, 05)
- Tavares Pressley (09)
- Joshua Thomas (10)
- David Tyrrell (10, 11)
- Chad Colley (11)
- Donovan Todd (12)

41

- Joe Marcus (48, 49)
- Vince Gibson (54)
- Joe Holt (55)
- Larry Cummings (56)
- Terrell Teague (57, 58)
- Paul Pasquale (58)
- Doug Williams (60)
- Buck Carlton (61)
- John Harlee (61)
- Doug Messer (62, 63)
- Lee Narramore (64)
- Mike Blatt (65, 66, 67)
- Brent Gilman (68, 69)
- Eddie McMillan (69, 70, 71)
- Ben Graham (72)
- Bobby Jackson (73, 74, 75, 76, 77)
- Gary Henry (78, 79, 80, 82)
- Manny Carballo (81)
- Greg Newell (83, 84, 85, 86, 87)
- Terry Nettles (84)
- David Bassett (88)
- David Stallworth (89, 90, 91)
- Alonzo Horner (92, 93)
- Lamont Green (94, 95, 96)
- Tony Bryant (97, 98)
- Eric Moore (00)
- Allen Augustin (01, 02, 03)
- Matt Dunham (07, 09)
- Rod Roberts (08)
- Matthew Dunham (10)
- Kendall Fullington (11)

42

- Bob Browning (48)
- Dwight Osha (49)
- Pat Versprille (54)
- Joe Holt (56)
- Dink Lawrence (58)
- Denny Schou (59)
- Bill Tinsley (60)
- Gene Roberts (61, 62, 63)
- Bob Menendez (64, 65)
- John Crowe (66, 67, 68)
- Phil Cahoon (72, 73, 74)
- Gary Woolford (75, 76)
- Joe Demarest (77)
- Tommy Young (79, 80)
- Cedric Jones (81, 82, 83, 84)
- Ed Clark (85, 86, 87)
- Chris Hall (88, 89)

43

- Kenneth MacLean (48, 49)
- Bob Barber (54)
- Emil Abood (55, 56)
- Lou Manning (57)
- Ron Hinson (58)
- Fred Pickard (58, 59)
- John McConaughay (60, 61)
- Wade Botts (61)
- George D'Allesandro (62)
- Howard Ehler (63, 64, 65)
- Howell Montgomery (66, 67, 68)
- John Montgomery (69, 70, 71)
- Earl Humes (72, 73)
- Paul Piurowski (77)
- Hector Gray (78, 79)
- Homer Thomas (80)
- Brian McCrary (81, 82, 83, 84)
- Reno Fells (85)
- Leroy Butler (86)
- Ray Gibson (87)
- Bill Mason (88, 89, 90)
- Eric Smith (91, 92, 93, 94)
- Ronney Daniels (95)
- Jason Poppell (96)
- Bill Gramatica (97)
- Billy Rhodes (98)
- Randy Gollightly (99, 00, 01)
- Bryce Cox (01)
- Torrence Washington (02)
- Gordy Reid (03)
- Graham Gano (06, 07, 08)
- Vincent Zann (09)
- Franklin Nicholas (10)
- Nigel Terrell (10)
- Anthony Porterfield (10, 11, 12)
- Frank Nicholas (12)

44

- Buddy Strauss (48, 49)
- Bud Leonard (54, 55)
- Eddie Johnson (56, 57)
- Jim Calhoun (58, 59)
- Ed Parker (60)
- Marion Roberts (61, 62, 63)
- Jim Mankins (65, 66)
- John Pittman (68)
- Buddy Gridley (69, 70, 71)
- Hodges Mitchell (72)
- Larry Key (73, 74, 75, 76, 77)
- Ricky Williams (79, 80, 81, 82)
- Chuck Wells (83, 84, 85, 86)
- Pete Bazos (85)
- Dink Lawrence (87, 89, 90)
- William Floyd (91, 92, 93)
- Daryl Bush (94, 95, 96, 97)
- Bradley Jennings (98, 99, 00, 01)
- Sam McGrew (02, 03, 04, 05)
- Marcus Ball (06)
- Phil Cahoon (72, 73, 74)
- Gary Woolford (75, 76)
- Joe Demarest (77)
- Tommy Young (79, 80)
- Cedric Jones (81, 82, 83, 84)
- Ed Clark (85, 86, 87)
- Chris Hall (88, 89)

45

- Charles Farris (48)
- Curtis Campbell (49)
- Bob Morris (54)
- Roger Brownlee (80, 81)
- Isaac Williams (82, 83, 84, 85)
- Reggie Johnson (86, 87)
- Kirk Carruthers (88, 89, 90, 91)
- Henri Crockett (92, 93, 94, 95, 96)
- Lamont Green (97, 98)
- Darnell Dockett (99, 00, 01, 02, 03)
- Charlie Graham (06, 07)
- Shawn Powell (08, 09, 10, 11)
- Will Burnham (12)
- Nathan Slater (12)

46

- Johnny Thomblison (48)
- Frank Marcus (49)
- Buddy Reynolds (54)
- Arthur Munroe (68)
- Brian Bengtson (69, 71)
- Detroit Reynolds (72)
- Lee Nelson (73, 74, 75)
- Imvry Joe Hunter (76, 77, 78, 79)
- Mark Rodrigue (80, 81)
- Stuart Wyatt (82, 83, 84)
- Felton Hayes (85, 86, 87, 88)
- Ray Bell (89)
- Phillip King (90)
- Derrick Clark (91)
- Travis Sherman (92, 93, 94, 95)
- Tommy Polley (96)
- Michael Hamilton (98, 99)
- Gennaro Jackson (01)
- Nate Hardage (02, 03)
- Anthony Houllis (05, 06, 07)
- Vince Williams (08)
- Vincent Zann (09, 10)
- Jonathan Johnson (10, 11, 12)

47

- Monte May (48, 49)
- Joe Beason (66, 68)
- George Davis (69)
- Chip Harris (69)
- David McNish (70, 71)
- David McGinn (72)
- Nat Terry (73, 74, 75, 76, 77)
- Tim Koehnemann (78)
- Brian Williams (80, 81, 82, 83, 84)
- Stuart Wyatt (85)
- Kevin Grant (86, 87, 89)
- William Floyd (90)
- James Roberson (91, 92, 93, 94)
- Vernon Crawford (95, 96)
- Keith Cottrell (97, 98, 99, 00, 01)
- Xavier Beitia (01, 02, 03, 04)
- Mister Alexander (06, 07)
- Tank Sessions (10)
- Cory Cox (12)

48

- Lyman Bond (48)
- Bob Johnson (49)
- Len Swantic (54)
- James Jarrett (68, 69, 70, 71)
- Rocky Graziano (72)
- Greg Pittman (73)
- Mark Lyles (76, 77, 78, 79)
- Prince Matt (80, 81, 82, 83, 84)
- Felton Hayes (84)
- David Palmer (85, 86, 87)
- Frank Graham (06, 07)
- Willie Pauldo (89, 90, 91)
- Todd Rebol (92, 93, 94, 95)
- Bryne Malone (96, 97, 98)
- Alonzo Jackson (00, 01, 02)
- Chris Hall (03, 04, 05)
- Recardo Wright (06, 07, 08, 09)
- Daniel Gard (09, 10)
- Jeff Luc (10, 11)
- Glenn Hall (12)

49

- Dan McClure (48)
- Harry Bringer (49)
- Leon Bryant (54)
- Terry Eageron (67, 68)
- Guy Glisson (69, 70, 71)
- Bruce Bell (72)
- Brooks Burroughs (73, 74)
- Ernie Washington (76)
- David Kaws (77)
- Ken Burnett (79)
- Herbert Butler (80)
- Tony Smith (81, 82)
- David Palmer (84)
- Tony Smith (85)
- Dayne Almer (86)
- Dayne Williams (87, 88)
- Jason Peirce (89, 90, 91, 92)
- Eric Black (93)
- David Walker (93)
- John McCorvey (94)
- James D'Amico (95)
- Bobby Rhodes (96, 97, 98, 99)
- Brett Cimorelli (00, 01, 02)
- Brandon Myers (02)
- Chad Canfield (03)
- Joe Surratt (04)
- Benjamin Lampkin (06, 07, 08)
- Anthony Kelly (07)
- Brandon Jenkins (09, 10, 11)
- Donald Chenault (12)

50

- W.A. "Dub" Kendrick (48, 49)
- Lee Boswell (54)
- Bob Crenshaw (55)
- Bo Davis (56)
- Paul Slaton (57)
- Ken Kesner (58)
- Charlie Keneipp (61)
- Billy Joe James (66)
- Dave McCullers (67, 68)
- Dan Whitehead (69, 70, 71)
- Tom Cooper (72)
- Bill Sawyer (73, 74, 75, 76)
- Ron Simmons (77, 78, 79, 80)
- J.D. Dowell (81)
- Ron Moore (82)
- Don Denenso (84, 85)
- John Sellers (85)
- John Brown (86, 87, 89)
- RETIRED (88)

51

- Norman Eubanks (48, 49)
- Don Powell (54)
- Hobo Ackerman (55)
- Melvin Pope (56)
- Ramon Rogers (57)
- Bo Davis (58)
- Jim Worthington (59)
- Larry Hood (60, 61)
- Y.C. McNease (62)
- Joe Avezzano (63, 64, 65)
- John Richardson (66)
- Billy Hughes (68, 69)
- Bobby Howell (69, 70)
- Mitch Skinner (72)
- Rick Bybee (73)
- Aaron Carter (74, 75, 76, 77)
- James Gilbert (78, 79, 80, 81)
- Richard Cullifer (82, 83, 84)
- Marty Riggs (85, 86, 87)
- Mike Goodman (87)
- David Whittington (88)
- Robbie Baker (89, 90, 91, 92)
- Kevin Long (93, 94, 95, 96, 97)
- Ronald Boldin (98, 99, 00, 01)
- Buster Davis (02, 03)
- Chris Turner (02)
- Lee Weaver (02)
- Joe Thaxton (04, 05)
- Aaron Gresham (09)
- Bobby Hart (11, 12)
- Giorgio Newberry (12)



Lawrence Dawsey

2013 PREVIEW SEMINOLES  
 2013 SEASON IN REVIEW COACHING STAFF  
 2012 SEASON IN REVIEW SEMINOLES  
 THIS IS FSU  
 HONORS  
 SEMINOLES IN THE PROS  
 RECORDS  
 ADMINISTRATION

ALL-TIME JERSEY NUMBERS

- 52**  
 Chris Banakas (48, 49)  
 Troy Barnes (55, 56, 57)  
 John Bell (58)  
 Don Sellers (59, 60)  
 Chuck Robinson (61, 62, 63, 64)  
 Ken Frazier (64)  
 Wayne McDuffie (65, 67)  
 Harvey Zion (66)  
 Mike Sammons (68)  
 Craig Sowers (69)  
 Reese Rainey (70, 71)  
 Rocky Saldana (72)  
 Gino Bennie (73, 74)  
 Alan Risk (76)  
 Fred Iqaz (77)  
 Bryan Cobb (78)  
 Willie Andrusko (79)  
 Sam Restivo (80, 81, 82, 83)  
 John Eaford (84, 85, 86, 87)  
 Robert Stevenson (88, 89, 90, 91, 92)  
 Daryl Bush (93)  
 Demetro Stephens (94, 95, 97, 98)  
 Antoine Mirambeau (99, 00, 01, 02)  
 Brian Ross (01)  
 Broderick Bunkley (03, 04, 05)  
 Jeremy Franklin (06)  
 Robert Chambers (10)  
 Bryan Stork (10, 11, 12)

- 53**  
 Ed Fox (48)  
 Jerry Morrall (49)  
 Bill Cullom (54)  
 Phillion (55)  
 Stuart Keith (56, 57)  
 Ron Clark (57)  
 Ramon Rogers (58, 59)  
 Lamar Elton (60)  
 Orrin Cope (61)  
 Bill Daly (62, 63)  
 David Pitts (64, 65)  
 Randy Cassidy (68)  
 Jay Stokes (69, 70, 71)  
 Danny Greene (72)  
 Brian Schmidt (73, 74, 75, 76)  
 Paul Piorowski (78, 79, 80)  
 Gerald Riopelle (81, 82, 83, 84)  
 Odell Hagbins (85, 86, 87, 88, 89)  
 Dulack Guerrier (90)  
 Clay Shiver (91, 92, 93, 94, 95)  
 Corey Simon (96, 97, 98, 99)  
 Devaughn Darling (00)  
 A.J. Nicholson (02)  
 Sterling Lovelady (11, 12)

- 54**  
 Hugh Adams (48, 49)  
 Al Pacifico (54)  
 Little (55)  
 George Boyer (56)  
 Jack Hardy (58, 59, 60)  
 Joe Rodgers (61)  
 Bill Tuten (61)  
 Joe Avezzano (62)  
 Jay MacMatthews (63)  
 John Stephens (64, 65, 66)  
 Ron Montford (67)  
 Bobby Burt (68, 69)  
 Mike Glass (69)  
 Jim Dundala (70, 71)  
 John Thames (72)  
 Garis Shaw (73, 76)  
 Arthur Scott (78, 79, 80)  
 Tommy Young (81, 82)  
 Orlando Miles (83, 84)  
 Mike Hittinger (84)  
 Shelton Thompson (85)  
 Jason Simmons (86)  
 Bryan Law (86)  
 Wes Harris (87)  
 Phil Ferrell (89)  
 Scott Player (90, 91)  
 Kevin Adams (91, 92)  
 Greg Spires (93, 94)  
 Rick Anteau (93)  
 Jarad Moon (96, 97, 98, 99, 00)  
 Olayemi Okegbole (97)  
 Milford Brown (01, 02)  
 A.J. Nicholson (04, 05)  
 Paul Griffin (07, 08)  
 A.J. Land (10)  
 Tre' Jackson (11, 12)

- 55**  
 Jug Coleman (48)  
 Loren "Duke" Maltby (49)  
 Melvin Pope (57)  
 Jim Worthington (58)  
 Chuck Edwards (62, 63, 64)  
 Bob Ulrich (65)  
 Ted Mosley (66, 67, 68)  
 Allen Dees (69, 70, 71)  
 Phil Jones (72)  
 Milton Wilkerson (73, 74)  
 Mike Stewart (76)  
 Gil Wesley (77, 78, 79)  
 John Houston (80, 81, 82)  
 Fred Jones (83, 84, 85, 86)  
 Phillip Ferrel (87)  
 Chris Nicolas (88)  
 Sterling Palmer (89, 90)  
 Marvin Jones (91, 92)  
 Reinard Wilson (93, 94, 95, 96)  
 Brian Allen (97, 98, 99, 00)  
 Eric Moore (01, 02, 03, 04)  
 Derek Nicholson (05, 06)  
 Jamar Jackson (07, 08, 09)  
 Jacobbi McDaniel (11, 12)

- 56**  
 Chris Kalfas (48)  
 Bob Duckworth (49)  
 Tom Feamster (54)  
 Joe Kinnan (66)  
 Bill Lohse (68, 69)  
 John Murphy (70, 72, 73, 74)  
 Jimmy Heggins (76, 77)  
 Dmitri Rigas (79)  
 John Coleman (80, 81)  
 Jim Thompson (80)  
 Joe Kosika (82, 83)  
 David Schrenker (84, 85, 86)  
 Ronnie Byron (87)  
 Paul Collison (87)  
 John Nance (89)  
 Matt Ferguson (90)  
 Sterling Palmer (91, 92)  
 Sam Cowart (93, 94, 95, 96)  
 Roland Seymour (97, 98, 99, 00)  
 Ray Piquion (01, 02, 03, 04)  
 Jeremy Franklin (05)  
 Kendrick Stewart (06, 07, 08, 09)  
 Derrick Mitchell (12)  
 Trey Pettis (12)

- 57**  
 Jack Jones (48)  
 Glenn Allen (49)  
 Ronnie King (54)  
 Joe Kinnan (67)  
 Ron Lowe (69)  
 Robert Carden (69)  
 Steve Bratton (70, 71, 72)  
 Blaise Boscacay (73)  
 Jim Hendley (85, 86)  
 Cedric Wyatt (77)  
 Keith Baker (78, 79)  
 Joe Avezzano (80, 81)  
 Doug Hill (82, 83, 84)  
 Gary Schrenker (83)  
 Jesse Solomon (85)  
 Ronnie Byron (86)  
 Jimmie Holton (86)  
 Corey Senior (87, 88)  
 David Whittington (89)  
 John Nance (90, 91, 92, 93)  
 John Thomas (95, 96, 97, 98, 99)  
 Antoine Mirambeau (98)  
 Yusuf Shakir (98)  
 Matt Heinz (01, 02, 03)  
 Robert May (02)  
 Brandon Davis (08, 09)  
 Holmes Onwukaife (10)  
 Phillip Doumar (12)

- 58**  
 Jim Costello (48)  
 Rin Grossman (49)  
 Steve Gildea (68, 69)  
 Andy Schmidt (70, 71)  
 Greg Pounds (72, 73, 74)  
 Wilford Williams (75)  
 Abe Smith (76)  
 John Madden (77, 78, 79, 80)  
 Henry Taylor (81, 82, 83, 84)  
 Thomas Harp (85, 86, 87)  
 Chris Nicolas (86, 87)  
 Nick Ekonomou (88, 89)  
 Dan Footman (90, 91, 92)  
 Peter Boulware (93, 94, 95, 96)  
 Michael Reynolds (97, 98, 99, 00)  
 Jamal Boulware (01, 02, 03)  
 Dumaka Alkins (05, 06)  
 Dan Hicks (10, 11)  
 Ryan Allicea (12)  
 Austin Weller (12)

- 59**  
 Bob Schmeltz (48, 49)  
 Bob Crenshaw (52, 53, 54)  
 Frank Loner (66, 67, 68)  
 Larry Strickland (69, 70, 71)  
 Scott Meseroll (72, 73, 74)  
 Fred Miller (76)  
 Arthur Scott (77)  
 Robert Harris (79)  
 Ricky Render (80)  
 Scott Merson (81, 82)  
 Tim Flasher (83, 84)  
 Keith Carter (85, 86, 87, 88, 89)  
 Ken Alexander (90)  
 Brian Xanders (91)  
 Andy Crowe (92, 93, 94, 95)  
 Ed Mitchell (98)  
 Charles Howard (00, 01, 02, 03, 04)  
 Neely Moffett (05, 06, 07, 08)  
 Henry Orelus (09, 10, 11, 12)

- 60**  
 Leo Baggett (54, 55, 56, 58)  
 Jim Olsen (54)  
 Joe McGee (57)  
 Frank DeFrancesco (59)  
 Ferrell Henry (60, 61, 62, 63)  
 Larry Williamson (64, 65, 66)  
 Barry Rice (67, 68, 69)  
 Clint Parker (70, 71)  
 Bill Johnson (72)  
 Mike Kissner (73, 74, 75, 76)  
 Jimmy Mindlin (77)  
 Scott McLean (78, 79, 80, 81)  
 Stan Gavin (82)  
 John Bamber (83, 84, 85)  
 Grady Martin (83)  
 Ken Carr (86)  
 Mike Morris (87, 88, 89, 90, 91)  
 Marvin Ferrell (92, 93)  
 Anthony Phillips (94, 95)  
 Carlos Thomas (96, 97, 98, 99, 00)  
 Andrew Henry-Kennon (01, 02, 03)  
 Ryan McMahon (07, 08, 09, 10)  
 Jacob Fahrenkrug (11, 12)

- 61**  
 Tommy Thompson (54)  
 Jerry Jacobs (55)  
 Jim Rogers (57)  
 Joe McGee (68)  
 Bill Tyre (59)  
 Dave Stanley (60)  
 Jeff Klores (61, 62)  
 Jack Shinholser (63, 64, 65)  
 Chuck Elliott (66, 67, 68)  
 John Essex (69)  
 Phil Arnold (70, 71, 72)  
 Wade Johnson (73, 74, 76, 77)  
 Brent Brock (78, 79, 80)  
 Daniel Morris (81, 82, 83, 84)  
 Jim Hendley (85, 86)  
 Mark Barron (85)  
 Jim Bekas (87, 88, 89)  
 Tom Prestwood (72)  
 Billy McPhillips (73, 74)  
 Robert Thompson (76)  
 Dmitri Rigas (77)  
 Gil Wesley (76)  
 Darryl Gray (81, 82, 84, 85)  
 Hayward Haynes (86, 87, 88, 89, 90)  
 Billy Glenn (91, 92)  
 Chad Bates (93, 94, 95, 96)  
 Eric Broe (01, 02, 03)  
 Garrison Sanborn (06, 07)  
 Zach Aronson (09)  
 Ruben Carter (12)

- 62**  
 Al Makowiecki (54)  
 Bill Brown (56)  
 Al Ulmer (57, 58, 59)  
 Jim Sims (60)  
 Ron Hammond (61)  
 Bob Creet (61)  
 Steve Slay (62)  
 Gene Parish (63)  
 Howard Lurie (64, 65)  
 Dan Douglas (66)  
 Beryl Rice (67)  
 Theron Bass (69)  
 David Miles (70, 71)  
 Bob Jones (72, 73, 74)  
 Abe Smith (75)  
 Billy McPhillips (76)  
 Bruce Harrison (77)  
 Eric Ryan (79, 80, 81, 82)  
 Pablo Lopez (83, 84)  
 Jason Kuipurs (85, 86, 87, 88)  
 Troy Sanders (89, 90, 91, 92)  
 Mike Miller (93)  
 David Walker (94, 95)  
 B.J. Dean (01)  
 Cory Niblock (02, 03, 04, 06)  
 Rodney Hudson (07, 08, 09, 10)  
 Austin Barron (11, 12)

- 63**  
 Jimmy Trado (54)  
 Patsy Monaco (57)  
 Terry Moran (58, 59)  
 Gene McDowell (60, 61, 62)  
 Lamar Elton (61)  
 Bill McDowell (63, 64, 65)  
 Richard McLean (66, 67)  
 George Montgomery (69)  
 Steve Macaulay (70)  
 Vic Rivas (72)  
 Jon Thames (73, 74, 75, 76)  
 Tom Coll (77)  
 Lee Adams (78, 79, 80)  
 Ricky Render (81, 82)  
 Jason Kuipurs (84)  
 Mark Salva (85, 86, 87)  
 Reggie Dixon (87)  
 Jason Dillaberry (88, 89, 90, 91)  
 Matthew Siner (93)  
 Dennis Green (96)  
 David Castillo (01, 02, 03, 04, 05)  
 A.J. Ganquzza (07, 08, 09, 10)  
 Chase Underwood (12)

- 64**  
 Ray Staab (54)  
 Bob Thomas (55)  
 Bud Leonard (56)  
 Bob Fountain (57)  
 Ray Lamb (58, 59, 60)  
 Bruce Darsey (61, 62)  
 David Pitts (63)  
 David Braggins (64, 65, 66)  
 Stan Walker (67, 68, 69)  
 Charley Musser (69, 70)  
 Jeff Gardner (72, 73, 74, 75)  
 Keith Tuten (76)  
 Jarvis Coursey (79, 80, 81)  
 Jamie Dukes (82, 83, 84, 85)  
 Magdi El Shahawy (86, 87, 88)  
 Robert Williams (89, 90)  
 Jeff Deremer (91)  
 Kendrick Scott (91)  
 Ed Galloway (92)  
 Tim Johnson (94, 95)  
 Justin Amman (96, 97, 98, 99, 00)  
 Matt Meinrod (01, 02, 03)  
 Dax Dellenbach (10, 11, 12)

- 65**  
 Mark Traflet (56)  
 Jerry Graham (57)  
 Lou Barona (58)  
 Bob Morrow (59)  
 Mike Rocker (59)  
 John Levings (60, 61, 62)  
 Jerry Wooten (63)  
 David Hall (65)  
 Dale McCullers (66)  
 Bill Shaw (69)  
 J. W. McKinnie (69, 70, 71)  
 Tom Prestwood (72)  
 Billy McPhillips (73, 74)  
 Robert Thompson (76)  
 Dmitri Rigas (77)  
 Gil Wesley (76)  
 Darryl Gray (81, 82, 84, 85)  
 Hayward Haynes (86, 87, 88, 89, 90)  
 Billy Glenn (91, 92)  
 Chad Bates (93, 94, 95, 96)  
 Eric Broe (01, 02, 03)  
 Garrison Sanborn (06, 07)  
 Zach Aronson (09)  
 Ruben Carter (12)

- 66**  
 Al Pacifico (55, 56)  
 Joe Russo (57)  
 Denny Schou (58)  
 Ken Kesner (59, 60)  
 Frank De Francesco (61)  
 Dick Hermann (62, 63, 64)  
 Carlie McNeil (65)  
 Ken Hart (66, 67, 68)  
 Joe Strickler (69, 70, 71)  
 Tom Chandler (72)  
 Curtis Harris (73, 74)  
 Charlie Barnes (75)  
 Gil Wesley (76)  
 Mike Stewart (77)  
 Redus Coggin (79, 80, 81)  
 Parish Barwick (82, 83, 84, 85, 86)  
 Robert Stevenson (87)  
 Scott Schilbrack (88, 89, 90)  
 Lewis Tyre (91, 92, 94, 95)  
 Marcello Church (01)  
 Cornelius Lewis (05)  
 Jacob Stanley (07, 09)  
 Joshua Rodriguez (10)  
 Jacob Stanley (10, 11)  
 Keith Weeks (12)



Alex Barron

- 67**  
 Robert Elliott (55, 56)  
 Tony Fekany (57)  
 Jim Rogers (58)  
 Bob Smith (60)  
 Jerry Bruner (61, 62, 63)  
 Mike Bugar (65, 66, 67, 68)  
 Mike Sammons (69)  
 Collis Dennison (72)  
 Gary Rose (73, 74, 75, 76)  
 Ernest Sims (77)  
 Mark Macek (78, 79, 80)  
 Mike Hutto (81, 82)  
 Ulysses Roberson (83, 84, 85)  
 Phil Carolla (86)  
 Mark Barron (86)  
 Kevin Mancini (88, 89, 90, 91)  
 Juan Laureano (92, 93, 94, 95)  
 Ross Brannon (96)  
 Chris Krob (97)  
 Josh Braggs (98, 99, 00, 01)  
 John Frady (03, 04, 06)  
 Andrew Datko (08, 09, 10, 11)  
 Daniel Glauser (12)

- 68**  
 Sid Ingram (56)  
 Stu Keith (58)  
 Abner Bigbie (57, 59, 60)  
 Don Green (61)  
 Robert Thompson (76)  
 Bill Daly (61)  
 Chester Womack (62)  
 Joe Parrish (63, 64, 65)  
 Larry Pendleton (66, 67, 68)  
 Dan Roatche (69)  
 Steve Beville (69)  
 GarisShaw(72)  
 Alan Risk (73, 74)  
 Abe Smith (77)  
 Jeff Field (78, 79, 80)  
 Lenny Chavers (81, 82, 83, 84, 85)  
 Michael Tanks (86, 87, 88, 89)  
 John Flath (90, 91, 92)  
 Gideon Brown (93, 94)  
 Jason Whitaker (95, 96, 97, 98, 99)  
 Blake Williams (01, 02)  
 Jacky Claude (05, 06, 07)  
 John Jones (10)

- 69**  
 Ted Rodrigue (55)  
 George Canning (58)  
 Jessie Lane (59)  
 Jim Wade (61, 62)  
 Steve Watson (63)  
 Ed Pope (64, 65, 66)  
 Tom White (68, 69)  
 Bobby Anderson (70, 71)  
 Rudolph Maloy (72)  
 Bruce Harrison (73, 74, 75)  
 Mike Good (77, 78, 79)  
 Darryl Kershaw (80)  
 Tom McCormick (81, 82, 83)  
 Joe Ionata (84, 85, 86, 87, 88)  
 Marty Riggs (84)  
 Tyrone Barber (89)  
 Patrick McNeil (90, 91, 92, 93, 94)  
 Gideon Brown (95)  
 W.D. Rodeffer (99, 01)  
 Mike Shaw (01, 02)  
 Chris Revell (10, 11)

- 70**  
 Bob Thomas (56)  
 Joe Wallis (57)  
 Jim Worthington (58)  
 Rob Morrow (59)  
 Tom Slicker (60, 61, 62)  
 Max Andrews (61)  
 Larry Strobel (63)  
 Del Williams (64, 65, 66)  
 Roger Minor (69)  
 Bill Henson (69, 70, 71)  
 James Malkiewicz (72)  
 Vic Rivas (73, 74, 75, 76)  
 Greg Futch (77, 78, 79, 80)  
 Pat Woolfork (81)  
 Roger Agne (82, 83, 84, 85)  
 Todd Stroud (82)  
 Tony Yeomans (86, 87, 88, 89)  
 Corey James (91)  
 John Donaldson (92, 93)  
 Mark Jackson (93)  
 Tra Thomas (94, 95, 96, 97)  
 Corey Whitaker (98, 99)  
 Alex Barron (00, 01, 02, 03, 04)  
 Antwane Greenlee (08, 09, 10)  
 Josue Matias (11, 12)

- 71**  
 Charles Kicklighter (55)  
 John McClelland (56)  
 Bob Douglas (57)  
 Bill Daly (61)  
 Dan Strickland (57)  
 Bob Swoszowski (58, 59, 60)  
 Jim Sims (61, 62)  
 Jim Covington (61)  
 Darryll Willett (63, 64)  
 Ken Johnson (65)  
 Keith Albritton (66)  
 Harvey Zion (67, 68)  
 Wayne Spence (69)  
 Herman Brown (73, 74)  
 Paul Phillippy (77)  
 Danny Collier (79, 80, 81)  
 Randy Carter (82, 83, 84)  
 Erik Hector (82)  
 Anthony Johnson (84)  
 Pablo Lopez (85, 86)  
 Henry Osaszowski (87, 88, 89, 90, 91)  
 Roosevelt Givens (91)  
 Danny Campbell (93, 94, 95)  
 Otis Duhart (97, 98, 99, 00, 01)  
 Joe Tonga (08)  
 Cameron Erving (10)  
 Jonathan Wallace (10, 11, 12)

- 72**  
 Paul Smith (57)  
 Randy Logan (67, 68, 69)  
 Shane Gibbs (69, 70, 71)  
 Smokey Raqins (72, 73, 74, 75)  
 David Jones (76)  
 Ken Lanier (77, 78, 79, 80)  
 Jim Thompson (81)  
 Mike Bell (82)  
 J.D. Dowell (82, 83, 84)  
 John Brown (85)  
 Bryan Law (85)  
 Pat Tomberlin (86, 87, 88)  
 Steve Allen (89, 90, 91)  
 Larry Flemming (93, 94)  
 Jeremy Bratt (95)  
 Ronald Boldin (97)

- 73**  
 Brett Williams (98, 99, 00, 01, 02)  
 Ron Lunford (01, 02, 03, 04, 05)  
 Budd Thacker (06, 07, 08, 09)  
 Daniel Foose (10, 11, 12)

- 74**  
 Bill Musselman (56, 57)  
 Bill Brown (58)  
 Steve Klesius (59, 60, 61)  
 George Strouse (61)  
 Roger Summer (62, 63, 64)  
 Larry Kissam (65, 66)  
 Duke Johnston (67, 68, 69)  
 Dan Daniels (70, 71)  
 Paul Oglesby (72)  
 Dan Corcoran (73)  
 Randy Coffield (74, 75)  
 Mike Good (76)  
 Barry Voltapetti (80, 81)  
 Chris Palmer (82, 83, 84)  
 Anthony Williams (85, 86)  
 Anthony Johnson (87)  
 Reggie Dixon (88, 89, 90, 91)  
 Corey Whitaker (98, 99)  
 Greg Frey (91, 92, 93, 94, 95)  
 Clay Ingram (97, 98, 99)  
 Bobby Meeks (00, 01, 02, 03, 04)  
 Shannon Boatman (06, 07)  
 Rhonne Sanderson (09, 10)  
 Neil Goldsmith (10)  
 Jacob Schmidt (12)

- 75**  
 William Gardner (56, 57)  
 Clare "Bud" Baanel (58, 59)  
 Bill Tyre (60, 61, 62)  
 Ken Logan (61)  
 Jay MacMatthews (64, 65, 66)  
 Chris Palmer (67)  
 Robert McEachern (68, 69)  
 Don Sparkman (70, 71, 72)  
 Jim Keyton (73, 75)  
 Paul Phillippy (77)  
 Danny Collier (79, 80, 81)  
 Randy Carter (82, 83, 84)  
 Erik Hector (82)  
 Anthony Johnson (84)  
 Pablo Lopez (85, 86)  
 Henry Osaszowski (87, 88, 89, 90, 91)  
 Roosevelt Givens (91)  
 Danny Campbell (93, 94, 95)  
 Otis Duhart (97, 98, 99, 00, 01)  
 Joe Tonga (08)  
 Cameron Erving (10)  
 Jonathan Wallace (10, 11, 12)

2013  
 PREVIEW  
 2013  
 SEMINOLES  
 COACHES  
 STAFF  
 2012 SEASON  
 IN REVIEW  
 THIS IS  
 FSU  
 HONORS  
 SEMINOLES  
 IN THE PROS  
 RECORDS  
 FSU  
 ADMINISTRATION



ALL-TIME JERSEY NUMBERS

75

Bob Barber (55)  
 Bill Booth (56)  
 Jerry Lane (57)  
 Dan Strickland (58)  
 Don Donatelli (59, 60, 61)  
 Dale MacKenzie (62, 63, 64)  
 Rommy Vistart (65)  
 Billy Rhodes (66, 67, 68)  
 Richard Amman (69, 70, 71)  
 Doug Dane (72, 73, 75, 76)  
 Tom Brannon (77, 78, 79, 80, 81)  
 Herbert Harp (82, 83)  
 Ed Harden (84)  
 Tim Hebron (85, 86)  
 Joe Ostaszewski (87, 88, 89, 90, 91)  
 Enzo Antonella (91, 92, 93, 94)  
 Billy Rhodes (95, 96, 97)  
 Char-ron Dorsey (98, 99, 00)  
 Mario Henderson (03, 04, 05, 06)  
 Will Furlong (07, 08)  
 Philip Doumar (10, 11)  
 Cameron Erving (12)

76

Bob Keys (56)  
 Royce Bryan (57)  
 Lou Wallace (58)  
 Jeff Clark (59)  
 Marlon Branson (60)  
 Max Andrews (61, 62)  
 Tom West (63, 64)  
 Donnie Eilers (65)  
 Jack Fenwick (66, 67, 68)  
 Bill Rimby (69, 70, 71)  
 Phil Jones (73, 74, 75)  
 Walter Carter (76, 77, 78, 79)  
 Alphonso Carreker (80, 81, 82, 83)  
 Steve Gabbard (84, 85, 86, 87, 88)  
 Charles Washington (89)  
 Eric McGill (90, 91, 92)  
 Brian Erb (94, 95)  
 Walter Jones (95, 96)  
 Ross Brannon (97, 98, 99, 00)  
 Chris Anderson (02)  
 Myles Hodish (03, 04, 05)  
 Daron Rose (06, 07)  
 Garrett Faircloth (09, 10, 11, 12)  
 Trey Sumner (12)

77

William Lee Proctor (55)  
 Bobby Woodruff (56)  
 George Boyer (57)  
 John Spivey (58, 59)  
 Don Donatelli (59, 60, 61)  
 Ken Thompson (61)  
 Bob Mangan (62, 63, 64, 65)  
 Jeff Curchin (66, 67, 68, 69)  
 Roger Minor (69, 70, 71)  
 David Harper (72)  
 Harry Slagle (73)  
 Mark Meseroll (75, 77)  
 Jeremy Mindlin (78, 79)  
 Chris Nickrenz (80, 81)  
 John Ionata (82, 83, 84, 85)  
 David Roberts (82)  
 Eric Luallen (86, 87, 88, 89, 90)  
 Sean Beavor (91)  
 Juan Laureano (91)  
 Jesus Hernandez (92, 93, 94, 95)  
 Jeremy Brett (96, 97, 98)  
 Ray Willis (00, 01, 02, 03, 04)  
 Zebrie Sanders (08, 09, 10, 11)  
 Larry Levy (12)

78

John Craig (55, 56, 58)  
 Lou Wallace (57)  
 Joe Verbinski (59, 60, 61)  
 Max Andrews (63)  
 Joe Thomas (64, 65, 66)  
 Wayne Johnson (67, 68, 69)  
 Greg Johnson (72, 73, 74, 75)  
 Nat Henderson (76, 77, 78)  
 Mike Coleman (80)  
 Orson Mobley (81)  
 Terry Warren (83, 84, 85, 86, 87)  
 Brent Reedy (84)  
 Kenneth Carr (85)  
 Willie Tilton (85)  
 Eric Hayes (86, 87, 88, 89)  
 Johnny Clower (90, 91)  
 Marcus Long (93, 94, 95, 96)  
 Donald Heaven (96, 97, 98, 99, 00)  
 Ron Lunford (01, 02)  
 Matt Hardrick (06)  
 Ben Gatewood (10)  
 Shayne Broxsie (10, 11)  
 Mike Pulawski (12)

79

Jerry Graham (56, 58, 59)  
 Steve Holton (57)  
 Mike Blazovich (60, 61, 62)  
 Frank Pennie (63, 64, 65)  
 Frank Vohnu (66, 67, 68, 69)  
 Howard Jacobi (70, 71)  
 Bobby Elam (72)  
 Tony Falvo (73, 74, 75)  
 Louie Richardson (76, 77)  
 Garry Futch (79, 80, 81)  
 Gerald Nichols (82, 83, 84, 85, 86)  
 Gene Houpe (87, 88, 90)  
 Eric Gibbs (89)  
 Forrest Conoly (91, 92, 93, 94, 95)  
 Larry Smith (97)  
 Todd Williams (98, 99, 00, 01, 02)  
 Dave Overmeyer (05, 06, 07)  
 David Spurlock (08, 09, 10, 11)

80

Ron Schomburger (55, 56, 57)  
 Tony Romeo (58, 59, 60)  
 John Wachtel (61)  
 Rod Luce (62)  
 John Wachtel (63, 64)  
 Stan Croyle (65)  
 Doug Gurr (66, 67, 68)  
 Steve Beville (69)  
 Charlie Hunt (69, 70, 71)  
 Pat Booth (72)  
 Joe Thomas (73, 74)  
 Billy McPhillips (75)  
 Scott Warren (76, 77, 78, 79)  
 Keith Lester (80)  
 Orson Mobley (81)  
 Terry Warren (83, 84, 85, 86, 87)  
 Reggie Johnson (88, 89, 90)  
 Lonnie Johnson (90)  
 David White (91)  
 Jesse Moore (91)  
 Tamarick Vanover (92, 93)  
 Scott Scharinger (94)  
 Ron Dugans (95, 96, 97, 98, 99)  
 Javon Walker (00, 01)  
 Lorne Sam (02)  
 Jason Shaw (05, 06, 07)  
 Jarmon Fortson (08, 09)  
 Rashad Greene (11, 12)

81

Ham Bisbee (55, 56, 57)  
 Bob Kavanagh (58)  
 Bill Tyre (59)  
 Cecil Dupree (60)  
 Bill Tinsley (61)  
 Bob Speir (61)  
 Don Floyd (62, 63, 64)  
 H.T. Waller (65, 66)  
 Louie Richardson (76, 77)  
 Ed Beckman (72, 73, 74, 75, 76)  
 Jarvis Coursey (78)  
 Zeke Mowatt (79, 80, 81, 82)  
 Jim Hendley (83)  
 David Etheridge (84)  
 John Hosack (64)  
 Pete Roberts (65)  
 Floyd Ratliff (67, 68)  
 Bill Shaw (69, 70, 71)  
 Karl Passwaters (72)  
 Dave Porter (73, 74, 75, 76)  
 Grady King (77, 78, 79)  
 David Ponder (80, 81, 82, 83)  
 Phillip Bryant (84)  
 Pat Carter (85, 86, 87)  
 Johnny Clower (88, 89)  
 Eric Smith (90)  
 Lonnie Johnson (91, 92, 93)  
 Andre Wadsworth (94, 95, 96, 97)  
 Talman Gardner (98)  
 Ryan Sprague (99, 00)  
 Jesse Stein (02, 03)  
 Chauncey Stovell (02)  
 Richard Goodman (05, 06)  
 Josh Dobbie (07)  
 Ja Baris Little (08, 09, 10, 11)  
 James Rhoden (12)

82

Bob Nellums (56)  
 Bill Jacobs (57)  
 John Slaton (58, 59)  
 George Tillman (60, 61)  
 Jim Causey (62, 63)  
 Wayne McDuffie (64)  
 Jack Fenwick (65)  
 Lane Fenner (66, 67)  
 Rhett Dawson (68, 69, 70, 71)  
 Mike Allen (72, 73, 74)  
 Keith Tuten (75)  
 Keith Singletary (76)  
 Tony Johnson (80, 81, 82, 83)  
 Randy White (84, 85, 86, 87)  
 Brad Lundstrom (88, 89, 90, 91)  
 Terry Davis (93, 94)  
 Jason Floyd (96, 97)  
 Pooh Bear Williams (97)  
 Alvin Morrow (97)  
 Patrick Hughes (98, 99, 00, 01, 02)  
 D.J. Norris (06)  
 Patrick Harrington (05)  
 John Frady (07)  
 Taiwan Easterling (08)  
 Willie Haulstead (09, 10, 11, 12)

83

Bob Fountain (56, 58)  
 Jim Elk (57)  
 Gene Schlickman (57)  
 Don Sellers (59)  
 Dan Eubanks (60)  
 Mark Riggs (61)  
 Bill Dawson (61, 62, 63, 64)  
 Thurston Taylor (65, 66, 67)  
 Ron Wallace (68, 69)  
 Bert Cooper (70, 71)  
 Ricky Blythe (72)  
 Detroit Reynolds (73, 74, 75, 76)  
 William Keck (77)  
 Ron Hester (78, 79, 80, 81)  
 Stanley Scott (83, 84, 85)  
 Dave Roberts (86, 87, 88, 89, 90)  
 John Donaldson (90, 91)  
 Kamari Charlton (92, 93, 94, 96)  
 Stacy Davis (97, 98)  
 Devard Darling (00, 01)  
 Chris Hall (02)  
 Robert Halback (03)  
 Joslin Shaw (03)  
 Lawrence Timmons (04, 05, 06)  
 Bert Reed (08, 09, 10, 11)  
 Christo Kourtzidis (12)

84

Clare "Bud" Baonell (56, 57)  
 Bill Kimber (56, 57, 58)  
 George Ehlers (59, 60)  
 Hank Systsma (61, 62)  
 George D'Allessandro (63, 64, 65)  
 Chip Glass (66, 67, 68)  
 Mike Glass (69)  
 Gary Parris (69, 70, 71)  
 Randy Coffield (72, 73)  
 Rudolph Thomas (75)  
 Greg Lazzaro (76, 77)  
 Sam Childers (79, 80, 81)  
 Garth Jax (82, 83, 84, 85)  
 Bruce LaSane (86)  
 Johnny Clower (87)  
 Bruce Gooch (88)  
 Warren Hart (89, 90, 91)  
 Ernie Green (93)  
 Robert Morris (93)  
 Myron Jackson (94, 95, 96, 97, 98)  
 Gennaro Jackson (99, 00)

Justin Tomberlin (01)  
 Travis Smith (02)  
 Robert Hallback (04, 05, 06)  
 Chase Walker (07)  
 Rodney Smith (09, 10, 11, 12)

85

Tom Feamster (55)  
 Bob Nellums (57)  
 Herman Brown (58)  
 Fred Grimes (59, 60, 61)  
 Fred Biletnikoff (62)  
 Dale Twitchell (63)  
 John Hosack (64)  
 Pete Roberts (65)  
 Floyd Ratliff (67, 68)  
 Bill Shaw (69, 70, 71)  
 Karl Passwaters (72)  
 Dave Porter (73, 74, 75, 76)  
 Grady King (77, 78, 79)  
 David Ponder (80, 81, 82, 83)  
 Phillip Bryant (84)  
 Pat Carter (85, 86, 87)  
 Johnny Clower (88, 89)  
 Eric Smith (90)  
 Lonnie Johnson (91, 92, 93)  
 Andre Wadsworth (94, 95, 96, 97)  
 Talman Gardner (98)  
 Ryan Sprague (99, 00)  
 Jesse Stein (02, 03)  
 Chauncey Stovell (02)  
 Richard Goodman (05, 06)  
 Josh Dobbie (07)  
 Ja Baris Little (08, 09, 10, 11)  
 James Rhoden (12)

86

Jim Arnold (56, 57)  
 Jim Hooks (57)  
 Jim Daniel (58, 59, 60)  
 Cliff Gunter (61)  
 Wallace West (92)  
 Buddy Blankenship (63, 64, 65)  
 Jeff Chapman (66)  
 Randy Hall (69)  
 Mike Glass (70, 71)  
 Joe Thomas (72)  
 Tom McDougal (73)  
 Roger Overby (76, 77)  
 Bill Keck (78, 79)  
 Mike Katz (80)  
 John McLean (80, 81, 82, 83)  
 Carlton Scott (84, 85)  
 Darryl Newman (89)  
 Eric Shaw (89)  
 Marvin Ferrell (90, 91)  
 Tyrant Marion (92, 93, 94, 95)  
 Germaine Stringer (97, 98, 99)  
 Michael Boulware (00)  
 Joey Kaleikini (02, 03)  
 Rod Owens (05, 06, 07, 08, 09)  
 Chris Revell (12)

87

William Swilley (55)  
 Roy Jones (57)  
 Ron Hinson (58)  
 Abner Bigbie (59)  
 Buddy Yarbrough (60)  
 Y.C. McNeese (61)  
 Bill Logay (61)  
 Terry Garvin (63, 64, 65)  
 Wayne McDuffie (66)  
 Phil Yeldell (67)  
 Bill Rimby (68)  
 Ted Zaffran (69)  
 Russel Castleberry (71)  
 John Palermo (72)  
 Rudy Maloy (73, 74, 75, 76)  
 Ken McCranie (77)  
 Phillip Williams (78, 79, 80, 81)  
 Orlando Reyes (82)  
 Jesse Solomon (83)  
 Gaylon White (83, 84, 85, 86, 87)  
 Tommy Fagan (89, 90)  
 Jeff Beckles (91)  
 Aaron Dely (91)  
 Jimm Patterson (92)  
 Billy Glenn (93, 94)  
 Kevin Prophette (96)  
 Robert Morgan (98, 99, 00, 01, 02)  
 Matt Root (04, 05)  
 Gary Parris (07)  
 Cameron Wade (08, 09, 10)  
 David Tyrrell (12)

88

Henry Wetherington (56)  
 Pete Fleming (57)  
 Bob Stewart (58)  
 Jim Hooks (58, 59)  
 Bill Lee (60)  
 Don Watson (61)  
 Mike Sheley (61)  
 Cliff Gunter (62, 64)  
 John Roberts (63)  
 Jerry Jones (65, 66, 67)

Beryl Rice (68, 69)  
 Larry Jones (72)  
 Danny Walker (73, 74)  
 Willie Jones (75, 76, 77, 78)  
 Jeff Bowden (79, 80, 81, 82)  
 Hassan Jones (83, 84, 85)  
 Anthony Moss (86)  
 Bruce LaSane (87, 88, 89)  
 Kez McConvey (90, 91, 92, 93, 94)  
 Carver Donaldson (97, 98, 99, 00, 01)  
 Derrick Lewis (97)  
 Lonnie Davis (02)  
 Donnie Carter (03, 05)  
 Beau Reliford (08, 09, 10, 11)  
 Jeren Kowalewski (12)

89

Gerald Philp (56)  
 John Spivey (57)  
 Pete Fleming (58)  
 Jim Alvarez (59)  
 Kip Marchman (61)  
 John McConaughay (62)  
 Max Weistein (63, 64, 65)  
 Ron Sellers (66)  
 Bob Menendez (66, 67)  
 J.W. McKinie (69)  
 Pat Cicalese (85)  
 Greg Rinehart (86)  
 Scott Schilback (87)  
 Carl Simpson (89, 90, 91, 92)  
 Mark Marshall (73)  
 Milton Raysor (78)  
 Chris Nickrenz (79)  
 Tom Wheeler (80, 81, 82, 83)  
 Pat Carter (84)  
 Pat Tomberlin (85)  
 Scott Schilback (86)  
 Howard Dinkins (87, 88, 89, 90, 91)  
 Tyrant Marion (91)  
 Wayne Messam (92, 93, 94, 95, 96)  
 Robert Morgan (97)  
 Jason Floyd (98)  
 Alonzo Jackson (99)  
 Brian Sawyer (01, 02, 03)  
 Greg Carr (05, 06, 07)  
 Louis Givens (09)  
 Christian Green (10, 11, 12)

90

Bob Stewart (58)  
 Billy McPhillips (72)  
 Bert Cooper (73, 74)  
 Louis Richardson (75)  
 Enderb Richardson (77, 78, 79)  
 Allen Dale Campbell (80, 81, 82)  
 Grady Martin (84, 85)  
 Lamar Williams (86, 87)  
 Eric McGill (88, 89)  
 Billy Glenn (90)  
 Scottie McLaren (90, 91)  
 Derrick Alexander (91, 92, 93, 94)  
 Dan Seymour (96)  
 Kevin Emanuel (99, 00, 01, 02, 03)  
 Aaron Jones (05)  
 Moses McCray (08, 09, 10, 11, 12)

91

John Martin (58)  
 Ricky Satterfield (70)  
 Nat Henderson (73, 75)  
 Carlton Jones (78)  
 John Diamantas (79, 80)  
 Brent Reedy (82, 83)  
 Willie Tilton (83)  
 Jesse Solomon (84)  
 Anthony Johnson (85, 86)  
 Deondri Clark (89, 90, 91, 92)  
 Tra Thomas (93)  
 Kevin Emanuel (98)  
 Jeff Womble (99, 00, 01, 02, 03)  
 Emmanuel Dunbar (06, 07, 08)  
 Craig Yarbrough (09)  
 Cornelius Carradine (11, 12)

92

David Roberts (81)  
 Mark Lantrif (82, 83)  
 Tom O'Malley (84, 85, 86, 87, 88)  
 Marvin Ferrell (89)  
 James Roberson (90)  
 Eric Romano (91)  
 Matt Plaito (91)  
 Michael Hendricks (92)  
 Gerald Owens (93)  
 Orpheus Roye (94)  
 Jerry Johnson (95, 96, 97, 98, 99)  
 Travis Johnson (00)  
 Chris Bradwell (02)  
 Darrell Burston (02, 03, 04, 05, 06)  
 Anthony McCloud (10, 11, 12)

93

David Ellis (79)  
 Rick Houston (80)  
 Jim Hendley (82, 84)  
 Eric Hayes (85)  
 Shelton Thompson (86, 87, 88, 89)

Chris Cowart (90, 91, 92, 93, 94)  
 Chris Codling (93)  
 Chris Walker (95, 96, 97, 98, 99)  
 Eric Powell (00, 01, 02)  
 Letroy Guion (05, 06, 07)  
 Everett Dawkins (08, 09, 10, 11, 12)

94

Mark Sims (79, 80, 81)  
 John Hamber (82)  
 Shawn Thomas (83, 84)  
 Eric Krohn (85, 86, 87)  
 John Flath (89)  
 Toddrick McIntosh (90, 91, 92, 93)  
 Sean Mitchell (94, 95, 96, 97)  
 Bradley Jennings (97)  
 O.J. Jackson (98, 99, 00, 01, 02)  
 Chauncey Davis (03, 04)  
 Justin Mincey (06, 07, 08, 09)  
 Darious Cummings (10, 11)  
 Justin Shanks (12)

95

Terry Widner (79, 80)  
 Kevin Griffith (82, 83)  
 Tim Hebron (82, 83, 84)  
 Pat Cicalese (85)  
 Greg Rinehart (86)  
 Scott Schilback (87)  
 Carl Simpson (89, 90, 91, 92)  
 Julian Pittman (93, 94, 95, 96, 97)  
 Rian Cason (98, 99, 00, 01)  
 Chauncey Davis (01)  
 Kameron Wimbley (03, 04, 05)  
 Kevin McNeil (06, 08, 09)  
 Bjorn Werner (10, 11, 12)

96

Perry Riopelle (80)  
 Jerry Planton (81, 82, 83, 84, 85)  
 Joe Jordan (86)  
 Greg Rinehart (87)  
 James Chavney (88, 89, 90, 91)  
 Mike Spencer (91)  
 Connell Spain (92, 93, 94, 95, 96)  
 Char-ron Dorsey (97)  
 Larry Smith (98)  
 Randy Wilkins (99, 00)  
 Donnie Carter (01, 02)  
 Andre Fluellen (03, 04, 05, 06, 07)  
 Toshmon Stevens (08, 09, 10, 11, 12)

97

Herbert Harp (79, 80)  
 Tim Flasher (81, 82)  
 Lenx Jackson (83)  
 Mark Salva (84)  
 Chris Miller (85)  
 Mike Goodman (86)  
 Reggie Freeman (88, 89, 90, 91, 92)  
 Rhodney Williams (93, 94)  
 Roland Seymour (96)  
 Randy Wilkins (98)  
 Tony Benford (98, 99, 00, 01, 02)  
 Clifton Dickson (03, 04)  
 Eli Charles (06, 07)  
 Demonte McAllister (10, 11, 12)

98

Brad Fojtik (80, 81, 82, 83)  
 Willie Tilton (84)  
 Keith Southwood (85)  
 Tony Yeomans (85)  
 Bart Schucts (86, 87)  
 Oliver Strickland (88, 89, 90)  
 Kelly Rush (91)  
 Ben Mayer (93)  
 Melvin Holland (94)  
 Orpheus Roye (95)  
 David Tulloch (96, 97)  
 Chris Woods (98, 99, 00, 01)  
 Broderick Bunkley (02)  
 Alex Boston (04, 05, 06, 07)  
 Markus White (08, 09, 10)  
 Cameron Erving (11)  
 Shayne Broxsie (12)

99

Ricky Render (79)  
 Ron Moore (81)  
 Brian Slack (82)  
 Tommy Wilkins (82)  
 Bruce Heggie (83, 84, 85, 86)  
 Anthony Moss (87, 88, 89, 90)  
 Dulack Guerrier (91, 92, 93, 94)  
 Larry Smith (95, 96)  
 David Warren (97, 98, 99, 00)  
 Travis Johnson (01, 02, 03, 04)  
 Everette Brown (02, 03, 04, 05)  
 Jacobbi McDaniel (09, 10)  
 Nile Lawrence-Stample (12)



Lawrence Timmons

2013 PREVIEW SEMINOLE COACHING STAFF IN REVIEW 2012 SEASON IN REVIEW THIS IS FSU HONORS SEMINOLE RECORDS IN THE PROS FSU ADMINISTRATION




# SEMINOLES IN THE PROS



Antone Smith

Christian Ponder

Anquan Boldin



Deion Sanders



Warrick Dunn

250

39

27

2

2

FSU Players selected  
in the NFL or AFL drafts  
since 1951

NFL First round draft  
selections

Seminoles selected  
to at least one  
Pro Bowl

Noles in the  
Hall of Fame

Super Bowl MVPs



SEMINOLES IN THE PROS



**Antonio Cromartie**



**Graham Gano**



**Nigel Bradham**

**2013 NFL Draftees**

EJ Manuel	QB	Buffalo Bills	1st (16)
Bjoern Werner	DE	Indianapolis Colts	1st (24)
Xavier Rhodes	CB	Minnesota Vikings	1st (25)
Cornellius Carradine	DE	San Francisco 49ers	2nd (40)
Menelik Watson	OT	Oakland Raiders	2nd (42)
Chris Thompson	RB	Washington Redskins	5th (154)
Brandon Jenkins	DE	Washington Redskins	5th (162)
Dustin Hopkins	K	Buffalo Bills	6th (177)
Nick Moody	LB	San Francisco 49ers	6th (180)
Vince Williams	LB	Pittsburgh Steelers	6th (206)
Everett Dawkins	DT	Minnesota Vikings	7th (229)

Letroy Guion	Minnesota Vikings
Mike Harris	Jacksonville Jaguars
Geno Hayes	Jacksonville Jaguars
Chris Hope	Detroit Lions
Dustin Hopkins	Buffalo Bills
Rodney Hudson	Kansas City Chiefs
Sebastian Janikowski	Oakland Raiders
Brandon Jenkins	Washington Redskins
Greg Jones	Houston Texans
EJ Manuel	Buffalo Bills
Anthony McCloud	Minnesota Vikings
Nick Moody	San Francisco 49ers
Christian Ponder	Minnesota Vikings
Shawn Powell	Buffalo Bills
Lonnie Pryor	Jacksonville Jaguars
Xavier Rhodes	Minnesota Vikings
Patrick Robinson	New Orleans Saints
Garrison Sanborn	Buffalo Bills
Zebrie Sanders	Buffalo Bills
Ernie Sims	Dallas Cowboys
Antone Smith	Atlanta Falcons
Rodney Smith	Minnesota Vikings
Chris Thompson	Washington Redskins
Lawrence Timmons	Pittsburgh Steelers
Leon Washington	New England Patriots
Dekoda Watson	Tampa Bay Buccaneers
Menelik Watson	Oakland Raiders
Bjoern Werner	Indianapolis Colts
Markus White	Tampa Bay Buccaneers
Vince Williams	Pittsburgh Steelers
Kameron Wimbley	Tennessee Titans

**Seminoles on NFL Rosters**


Alex Barron	Oakland Raiders
Anquan Boldin	San Francisco 49ers
Nigel Bradham	Buffalo Bills
Everette Brown	Philadelphia Eagles
Brodrick Bunkley	New Orleans Saints
Cornellius Carradine	San Francisco 49ers
Tony Carter	Denver Broncos
Antonio Cromartie	New York Jets
Andrew Datko	Green Bay Packers
Everett Dawkins	Minnesota Vikings
Darnell Dockett	Arizona Cardinals
Graham Gano	Carolina Panthers
Richard Goodman	San Diego Chargers



**Tony Carter**



**Darnell Dockett**




**Patrick Robinson**



**Sebastian Janikowski**

2013 PREVIEW  
2013 SEMINOLES  
COACHING STAFF  
2012 SEASON IN REVIEW  
THIS IS FSU  
HONORS  
SEMINOLES IN THE PROS  
RECORDS  
ADMINISTRATION






**Letroy Guion**



**Rodney Hudson**



**Garrison Sanborn**

**FSU Consensus NFL All-Rookie Selections**

Alphonso Carreker	Green Bay Packers, 1984
Bobby Jackson	New York Jets, 1987
Lawrence Dawsey	Tampa Bay Buccaneers, 1991
Derrick Brooks	Tampa Bay Buccaneers, 1995
Corey Fuller	Minnesota Vikings, 1995
Tamarick Vanover	Kansas City Chiefs, 1995
Peter Boulware	Baltimore Ravens, 1997
Warrick Dunn	Tampa Bay Buccaneers, 1997 (NFL Offensive Rookie of the Year)
Walter Jones	Seattle Seahawks, 1997
Andre Wadsworth	Arizona Cardinals, 1998
Corey Simon	Philadelphia Eagles, 2000
Tommy Polley	St. Louis Rams, 2001 (NFL Defensive Rookie of the Year)
Anquan Boldin	Arizona Cardinals, 2003 (NFL Offensive Rookie of the Year)
Michael Boulware	Seattle Seahawks, 2004
Darnell Dockett	Arizona Cardinals, 2004
Ernie Sims	Detroit Lions, 2006

**FSU Super Bowl Participants**

Fred Biletnikoff	Oakland Raiders, 1968, 1977*
Dale McCullers	Baltimore Colts, 1969
Ron Sellers	Miami Dolphins, 1973
J.T. Thomas	Pittsburgh Steelers, 1975, 1976, 1979
Willie Jones	Oakland Raiders, 1981
Mike Shumann	San Francisco 49ers, 1982
Dennis McKinnon	Chicago Bears, 1985
Alphonso Carreker	Denver Broncos, 1987
Ken Lanier	Denver Broncos, 1987, 1988, 1990
Zeke Mowatt	New York Giants, 1987
Odell Haggins	Buffalo Bills, 1991
Rick Tuten	Buffalo Bills, 1991; St. Louis Rams, 2000
Martin Mayhew	Washington Redskins, 1992
Dexter Carter	San Francisco 49ers, 1995
Dedrick Dodge	San Francisco 49ers, 1995
William Floyd	San Francisco 49ers, 1995
Deion Sanders	San Francisco 49ers, 1995; Dallas Cowboys, 1996
Rohn Stark	Pittsburgh Steelers, 1996
Edgar Bennett	Green Bay Packers, 1997
LeRoy Butler	Green Bay Packers, 1997, 1998
Andre Cooper	Denver Broncos, 1998
Devin Bush	Atlanta Falcons, 1999; St. Louis Rams, 2000
Henri Crockett	Atlanta Falcons, 1999
Amp Lee	St. Louis Rams, 2000
Kevin Long	Tennessee Titans, 2000
Samari Rolle	Tennessee Titans, 2000
Peter Boulware	Baltimore Ravens, 2001
Brian Allen	St. Louis Rams, 2002; Carolina Panthers, 2004
Terrell Buckley	New England Patriots, 2002
Tommy Polley	St. Louis Rams, 2002
Derrick Brooks	Tampa Bay Buccaneers, 2003
Tony Bryant	Oakland Raiders, 2003
Zack Crockett	Oakland Raiders, 2003

Derrick Gibson	Oakland Raiders, 2003
Dexter Jackson	Tampa Bay Buccaneers, 2003*
Sebastian Janikowski	Oakland Raiders, 2003
Brad Johnson	Tampa Bay Buccaneers, 2003
Greg Spires	Tampa Bay Buccaneers, 2003
David Warren	Oakland Raiders, 2003
Chris Weinke	Carolina Panthers, 2004
P.K. Sam	New England Patriots, 2005
Corey Simon	Philadelphia Eagles, 2005
Tra Thomas	Philadelphia Eagles, 2005
Michael Boulware	Seattle Seahawks, 2006
Chris Hope	Pittsburgh Steelers, 2006
Walter Jones	Seattle Seahawks, 2006
Bryant McFadden	Pittsburgh Steelers, 2006, 2008, 2011
Peter Warrick	Seattle Seahawks, 2006
Ray Willis	Seattle Seahawks, 2006
Anquan Boldin	Arizona Cardinals, 2008; Baltimore Ravens, 2013
Darnell Dockett	Arizona Cardinals, 2008
Orpheus Roye	Pittsburgh Steelers, 2008
Lawrence Timmons	Pittsburgh Steelers, 2008, 2011

**Bold** = Super Bowl Champion  
\* = Super Bowl MVP

**FSU Pro Bowl Selections**

Ron Sellers	New England Patriots, 1969
Fred Biletnikoff	Oakland Raiders, 1971, 72, 74, 75
J.T. Thomas	Pittsburgh Steelers, 1978
Rohn Stark	Indianapolis Colts, 1986, 87, 91, 93
Marion Butts	San Diego Chargers, 1991
Deion Sanders	Atlanta Falcons, 1992, 93
	San Francisco 49ers, 1994
	Dallas Cowboys, 1996, 97, 98, 99
LeRoy Butler	Green Bay Packers, 1993, 95, 96, 97, 98, 99
Rick Tuten	Seattle Seahawks, 1994
Derrick Brooks	Tampa Bay Buccaneers, 1997, 98, 99, 00, 01, 02, 03, 04, 05, 06, 08
Warrick Dunn	Tampa Bay Buccaneers, 1997, 00
	Atlanta Falcons, 2005
Peter Boulware	Baltimore Ravens, 1998, 99, 02, 03
Brad Johnson	Washington Redskins, 1999
	Tampa Bay Buccaneers, 2003
Walter Jones	Seattle Seahawks, 1999, 01, 02, 03, 04, 05, 06, 07, 08
Sam Cowart	Buffalo Bills, 2000
Scott Player	Arizona Cardinals, 2000
Samari Rolle	Tennessee Titans, 2000
Anquan Boldin	Arizona Cardinals, 2003, 06, 08
Laveranues Coles	Washington Redskins, 2003
Corey Simon	Philadelphia Eagles, 2003
Tra Thomas	Philadelphia Eagles, 2003, 04
Javon Walker	Green Bay Packers, 2004
Antonio Cromartie	San Diego Chargers, 2007; New York Jets, 2012
Darnell Dockett	Arizona Cardinals, 2007, 09, 10
Greg Jones	Jacksonville Jaguars, 2007
Chris Hope	Tennessee Titans, 2008
Leon Washington	New York Jets, 2008; Seattle Seahawks, 2012
Sebastian Janikowski	Oakland Raiders, 2011



# NFL DRAFT HISTORY

Year	Name	Pos	Team	Round
1950	Jerry Morrical	DL	Detroit Lions	free agent
1951	Mike Sellers	B	Cleveland Browns	12th
	Wayne Benner	B	Cleveland Browns	24th
	Bill Driver	B	Cleveland Browns	29th
1952	Roy Thompson	B	Cleveland Browns	12th
1954	Bobby Fiveash	RB	San Francisco 49ers	16th
	Tom Feamster	OT	Chicago Bears	25th
	Bill Mole	OT	New York Giants	29th
1955	Tom Feamster	OT	Los Angeles Rams	4th
	Bill Proctor	OL	Cleveland Browns	20th
1956	George Boyer	LB	Los Angeles Rams	8th
	Jerry Jacobs	OG	Pittsburgh Steelers	19th
	Tom Feamster	OT	Baltimore Colts	free agent
1957	Lee Corso	QB	Chicago Cardinals	29th
1958	Bobby Renn	DB	Cleveland Browns	22nd
	Ron Schomburger	OL	Washington Redskins	23rd
1959	Bill Kimber	DE	New York Giants	free agent
1960	Joe Majors	DB	Houston Oilers	free agent
1961	Bud Whitehead	RB	LA Chargers	16th (AFL)
	Tony Romeo	TE	Washington Redskins	19th
	Bill Kimber	DE	Minnesota Vikings (expansion)	
	Bobby Renn	DB	New York Jets	free agent
1962	Don Donatelli	C	St. Louis Cardinals	18th
	Ed Trancygier	QB	Washington Redskins	20th
1963	Keith Kinderman	RB	San Diego Chargers	3rd (AFL)
			Green Bay Packers	8th (NFL)
1964	Bill Dawson	TE	Los Angeles Rams	12th (NFL)
			Boston Patriots	19th (AFL)
1965	Fred Biletnikoff	WR	Oakland Raiders	2nd (AFL)
			Detroit Lions	3rd (NFL)
	Steve Tensi	QB	San Diego Chargers	4th (AFL)
			Baltimore Colts	16th (NFL)
	Don Floyd	DE	San Diego Chargers	14th (AFL)
	Jack Edwards	C	San Diego Chargers	20th (AFL)
	Frank Pennie	OT	Oakland Raiders	9th (AFL Redshirt draft)
	Dick Hermann	LB	Oakland Raiders	free agent

1966	Jack Shinholser	LB	Washington Redskins	9th (NFL)
			Oakland Raiders	19th (AFL)
	Jim Mankins	FB	Green Bay Packers	12th (NFL)
			Miami Dolphins	6th (AFL Redshirt draft)
	Bill McDowell	LB	San Diego Chargers	20th (AFL)
	Joe Avezzano	C	Boston Patriots	6th (AFL Redshirt draft)
	Max Wettstein	TE	Denver Broncos	free agent
1967	Del Williams	C	New Orleans Saints	3rd (79)
	Larry Kissam	T	Miami Dolphins	17th (422)
	Les Murdock	K	New York Giants	free agent
1968	Kim Hammond	QB	Miami Dolphins	6th (142)
	Lane Fenner	WR	San Diego Chargers	7th (183)
	Thurston Taylor	TE	Philadelphia Eagles	12th (312)
	Bill Moreman	RB	New York Giants	14th (368)
	Wayne McDuffie	C	Cleveland Browns	17th (455)
1969	Ron Sellers	SE	Boston Patriots	1st (6)
	Chip Glass	TE	Cleveland Browns	3rd (72)
	Bill Rhodes	G	St. Louis Cardinals	4th (97)
	Walt Sumner	DB	Cleveland Browns	7th (176)
	Dale McCullers	LB	Miami Dolphins	12th (297)
1970	Bill Cappleman	QB	Minnesota Vikings	2nd (51)
	Grant Guthrie	K	Buffalo Bills	6th (135)
	Jeff Curchin	OT	Chicago Bears	6th (136)
	Phil Abraraia	DB	Chicago Bears	15th (366)
1971	Tom Bailey	RB	Philadelphia Eagles	10th (256)
1972	Rhett Dawson	WR	Houston Oilers	10th (240)
	Richard Amman	DE	Dallas Cowboys	10th (260)
	Kent Gaydos	TE	Oakland Raiders	12th (306)
1973	Barry Smith	WR	Green Bay Packers	1st (21)
	J.T. Thomas	DB	Pittsburgh Steelers	1st (24)
	Gary Huff	OB	Chicago Bears	2nd (33)
	Eddie McMillen	DB	Los Angeles Rams	4th (95)
	Charlie Hunt	LB	San Francisco 49ers	10th (253)
	Gary Parris	TE	San Diego Chargers	15th (372)
1974	Buzzy Lewis	DB	Baltimore Colts	17th (436)
	Duane Carroll	P	Dallas Cowboys	free agent
1975	Bert Cooper	LB	New York Jets	12th (299)
1976	Greg Johnson	DT	Philadelphia Eagles	5th (135)
	Randy Coffield	LB	Seattle Seahawks	10th (266)
	Lee Nelson	DB	St. Louis Cardinals	15th (420)
	Eddie McMillen	DB	Seattle Seahawks (expansion)	
	Barry Smith	WR	Tampa Bay (expansion)	

1977	Gary Woolford	DB	Houston Oilers	6th (148)
	Steve Mathieson	QB	Detroit Lions	9th (236)
	Ed Beckman	TE	Kansas City Chiefs	free agent
1978	Bobby Jackson	DB	New York Jets	6th (141)
	Louis Richardson	DE	New York Jets	10th (254)
	Larry Key	RB	Green Bay Packers	10th (256)
	Nat Terry	DB	Pittsburgh Steelers	11th (279)
	Mark Meseroll	OT	New Orleans Saints	free agent
	Mike Shumann	WR	San Francisco 49ers	free agent
1979	Willie Jones	DE	Oakland Raiders	2nd (42)
	Nate Henderson	OT	St. Louis Cardinals	11th (283)
1980	Mark Lyles	RB	Cincinnati Bengals	8th (196)
	Jackie Flowers	WR	Dallas Cowboys	9th (246)
	Walter Carter	DT	Oakland Raiders	10th (264)
	Jimmy Jordan	QB	New England Patriots	12th (320)
1981	Bobby Butler	DB	Atlanta Falcons	1st (25)
	Ken Lanier	OT	Denver Broncos	5th (125)
	Ron Simmons	DT	Cleveland Browns	6th (160)
	Paul Piurowski	LB	Dallas Cowboys	8th (218)
	Bill Capece	K	Houston Oilers	12th (324)
	Leon Bright	RB	New York Giants	free agent
	Hector Gray	DB	Detroit Lions	free agent
1982	Rohn Stark	P	Baltimore Colts	2nd (34)
	Ron Hester	LB	Miami Dolphins	6th (164)
	Mike Whiting	RB	Dallas Cowboys	11th (304)
1983	Harvey Clayton	DB	Pittsburgh Steelers	free agent
	Dennis McKinnon	WR	Chicago Bears	free agent
	Scott McLean	LB	Dallas Cowboys	free agent
	Zeke Mowatt	TE	New York Giants	free agent
1984	Alphonso Carreker	DE	Green Bay Packers	1st (12)
	Weegie Thompson	WR	Pittsburgh Steelers	4th (108)
1985	Jessie Hester	WR	Los Angeles Raiders	1st (23)
	Greg Allen	RB	Cleveland Browns	2nd (35)
	Billy Allen	RB	New Orleans Saints	4th (95)
	Eric Riley	DB	Denver Broncos	8th (222)
	David Ponder	DT	Dallas Cowboys	free agent
1985	Roosevelt Snipes	RB	San Francisco 49ers	8th supplemental draft
1986	Hassan Jones	WR	Minnesota Vikings	5th (120)
	John Ionata	G	Dallas Cowboys	9th (242)
	Cletis Jones	RB	New England Patriots	10th (276)
	Garth Jax	LB	Dallas Cowboys	11th (296)
	Jesse Solomon	LB	Minnesota Vikings	12th (318)
	Isaac Williams	DT	Indianapolis Colts	12th (326)
	Jamie Dukes	OL	Atlanta Falcons	free agent
1987	Gerald Nichols	NT	New York Jets	7th (187)
	Louis Berry	P	Atlanta Falcons	free agent
	Jim Hendley	C	Atlanta Falcons	free agent
	Fred Jones	LB	Kansas City Chiefs	free agent
	Kim Mack	DB	Seattle Seahawks	free agent
	Lee Paige	DB	Tampa Bay	free agent
	Stanley Scott	DE	Miami Dolphins	free agent
1988	Pat Carter	TE	Detroit Lions	2nd (32)
	Paul McGowan	LB	Minnesota Vikings	9th (237)
	Martin Mayhew	DB	Buffalo Bills	10th (262)
	Danny McManus	QB	Kansas City Chiefs	11th (282)
1989	Deion Sanders	DB	Atlanta Falcons	1st (5)
	Sammie Smith	RB	Miami Dolphins	1st (9)
	Pat Tomberlin	G	Indianapolis Colts	4th (99)
	Marion Butts	RB	San Diego Chargers	7th (183)
	Victor Floyd	RB	San Diego Chargers	11th (287)
	Stan Shiver	DB	Green Bay Packers	12th (310)
	Steve Gabbard	OT	Philadelphia Eagles	free agent
	Rick Tuten	P	Philadelphia Eagles	free agent
1990	Dexter Carter	RB	San Francisco 49ers	1st (25)
	LeRoy Butler	DB	Green Bay Packers	2nd (48)
	Peter Tom Willis	QB	Chicago Bears	3rd (63)
	Ron Lewis	WR	San Francisco 49ers	3rd (68)
	Eric Hayes	DT	Seattle Seahawks	5th (119)
	Odell Haggins	DT	San Francisco 49ers	9th (248)
	Terry Anthony	WR	Tampa Bay	11th (281)
1991	Reggie Johnson	TE	Denver Broncos	2nd (30)
	Lawrence Dawsey	WR	Tampa Bay	3rd (66)
	Anthony Moss	LB	New York Giants	5th (139)
	Richie Andrews	K	Detroit Lions	6th (151)
	Hayward Haynes	OG	New Orleans Saints	7th (182)
	Corian Freeman	LB	Atlanta Falcons	free agent
	Dedrick Dodge	DB	Seattle Seahawks	free agent
1992	Terrell Buckley	DB	Green Bay Packers	1st (5)
	Amp Lee	RB	San Francisco 49ers	2nd (45)
	Howard Dinkins	LB	Atlanta Falcons	3rd (73)
	Casey Weldon	QB	Philadelphia Eagles	4th (102)
	Edgar Bennett	RB	Green Bay Packers	4th (103)
	Brad Johnson	QB	Minnesota Vikings	9th (227)




**Dekoda Watson**



**Shawn Powell**


2013 PREVIEW  
SEMINOLES  
COACHING STAFF  
2012 SEASON IN REVIEW  
THIS IS FSU  
HONORS  
SEMINOLES IN THE PROS  
RECORDS  
ADMINISTRATION

NFL DRAFT HISTORY



**Christian Ponder**

1993	Marvin Jones	LB	New York Jets	1st (4)
	Carl Simpson	DE	Chicago Bears	2nd (35)
	Dan Footman	DT	Cleveland Browns	2nd (42)
	Reggie Freeman	LB	New Orleans Saints	2nd (53)
	Sterling Palmer	DE	Washington Redskins	4th (101)
	Shannon Baker	WR	Atlanta Falcons	8th (205)
1994	William Floyd	RB	San Francisco 49ers	1st (28)
	Lonnie Johnson	TE	Buffalo Bills	2nd (61)
	Corey Sawyer	DB	Cincinnati Bengals	4th (104)
	Sean Jackson	RB	Houston Oilers	4th (129)
	Kevin Knox	WR	Buffalo Bills	6th (192)
	Toddrick McIntosh	DT	Dallas Cowboys	7th (216)
1995	Derrick Alexander	DE	Minnesota Vikings	1st (11)
	Devin Bush	DB	Atlanta Falcons	1st (26)
	Derrick Brooks	LB	Tampa Bay	1st (28)
	Corey Fuller	DB	Minnesota Vikings	2nd (55)
	Zack Crockett	RB	Indianapolis Colts	3rd (79)
	Tamarick Vanover	WR	Kansas City Chiefs	3rd (81)
	Chris Cowart	LB	San Diego Chargers	4th (100)
	Clifton Abraham	DB	Tampa Bay	5th (143)
	Kez McCorvey	WR	Detroit Lions	5th (156)
	O'Mar Ellison	WR	San Diego Chargers	5th (162)
1996	Clay Shiver	C	Dallas Cowboys	3rd (67)
	Danny Kanell	QB	New York Giants	4th (130)
	Phillip Riley	WR	Philadelphia Eagles	6th (199)
	Orpheus Roye	DE	Pittsburgh Steelers	6th (200)
	Lewis Tyre	OG	Pittsburgh Steelers	free agent
	Andy Crowe	DS	Chicago Bears	free agent
	Dennis Andrews	FB	Kansas City Chiefs	free agent
1997	Peter Boulware	DE	Baltimore Ravens	1st (4)
	Walter Jones	OT	Seattle Seahawks	1st (6)
	Warrick Dunn	RB	Tampa Bay	1st (12)
	Reinard Wilson	DE	Cincinnati Bengals	1st (14)
	Henri Crockett	LB	Atlanta Falcons	4th (100)
	Vernon Crawford	LB	New England Patriots	5th (159)
	Byron Capers	DB	Philadelphia Eagles	7th (225)
	Chad Bates	OG	Houston Oilers	free agent
	Scott Bentley	K	Arizona Cardinals	free agent
	James Colzie	DB	Tampa Bay	free agent
	Andre Cooper	WR	Seattle Seahawks	free agent
	Todd Fordham	OG	Jacksonville Jaguars	free agent
	Sean Hamlet	DB	San Diego Chargers	free agent
	Jesus Hernandez	OG	Kansas City Chiefs	free agent
	Sean Liss	P	Tampa Bay	free agent
	Wayne Messam	WR	Cincinnati Bengals	free agent
	Connel Spain	DT	San Diego Chargers	free agent
*Was unavailable for 1996 draft due to injury.				
1998	Andre Wadsworth	DL	Arizona Cardinals	1st (3)
	Tra Thomas	OT	Philadelphia Eagles	1st (11)
	Sam Cowart	OLB	Buffalo Bills	2nd (39)
	Samari Rolle	DB	Tennessee Oilers	2nd (46)
	E.G. Green	WR	Indianapolis Colts	3rd (71)
	Greg Spires	DE	New England Patriots	3rd (83)
	Julian Pittman	DT	New Orleans Saints	4th (99)
	Shevin Smith	DB	Tampa Bay	6th (184)
	Kevin Long	C	Tennessee Oilers	7th (229)



**Leon Washington**

	Thad Busby	QB	San Francisco 49ers	free agent
	Daryl Bush	MLB	St. Louis Cardinals	free agent
	Melvin Pearsall	TE	Indianapolis Colts	free agent
	Pooh Bear Williams	FB	Buffalo Bills	free agent
	Damian Harrell	WR	CFL	free agent
1999	Tony Bryant	DE	Oakland Raiders	2nd (40)
	Larry Smith	DT	Jacksonville Jaguars	2nd (56)
	Dexter Jackson	DB	Tampa Bay	4th (113)
	Lamarr Glenn	FB	Tampa Bay	6th (195)
	Lamont Green	LB	Atlanta Falcons	free agent
	Troy Saunders	DB	Tampa Bay	free agent
	Demetrio Stephens	LB	New York Jets	free agent
2000	Peter Warrick	WR	Cincinnati Bengals	1st (4)
	Corey Simon	DT	Philadelphia Eagles	1st (6)
	Sebastian Janikowski	K	Oakland Raiders	1st (17)
	Ron Dugans	WR	Cincinnati Bengals	3rd (66)
	Laveranues Coles	WR	New York Jets	3rd (78)
	Jerry Johnson	DT	Denver Broncos	4th (101)
	Mario Edwards	DB	Dallas Cowboys	6th (180)
	Reggie Durden	DB	Buffalo Bills	free agent
	Dan Kendra	FB	Indianapolis Colts	free agent
	Sean Key	DB	Dallas Cowboys	free agent
	Germaine Stringer	WR	Kansas City Chiefs	free agent
	Eric Thomas	C	Jacksonville Jaguars	free agent
2001	Jamal Reynolds	DE	Green Bay Packers	1st (10)
	Derrick Gibson	DB	Oakland Raiders	1st (28)
	Tommy Polley	LB	St. Louis Rams	2nd (42)
	Tay Cody	DB	San Diego Chargers	3rd (67)
	Snoop Minnis	WR	Kansas City Chiefs	3rd (77)
	Brian Allen	LB	St. Louis Rams	3rd (83)
	Travis Minor	RB	Miami Dolphins	3rd (85)
	Chris Weinke	QB	Charlotte Panthers	4th (106)
	Char-ron Dorsey	OT	Dallas Cowboys	7th (242)
	Justin Amman	OG	San Diego Chargers	free agent
	Jeff Chaney	RB	Tampa Bay Bucs	free agent
	Keith Cottrell	P	Detroit Lions	free agent
	Jarad Moon	C	Carolina Panthers	free agent
	Ryan Sprague	TE	Pittsburgh Steelers	free agent
	Tarlos Thomas	OT	Philadelphia Eagles	free agent
	David Warren	DE	Indianapolis Colts	free agent
2002	Javon Walker	WR	Green Bay Packers	1st (20)
	Chris Hope	DB	Pittsburgh Steelers	3rd (94)
	Atreus Bell	WR	Minnesota Vikings	free agent
	Abdual Howard	DB	Detroit Lions	free agent
	William McCray	RB	Arizona Cardinals	free agent
2003	Anquan Boldin	WR	Arizona Cardinals	2nd (54)
	Alonzo Jackson	DE	Pittsburgh Steelers	2nd (59)
	Montrae Holland	OG	New Orleans Saints	4th (102)
	Brett Williams	OT	Kansas City Chiefs	4th (113)
	Todd Williams	OG	Tennessee Titans	7th (225)
	Talman Gardner	WR	New Orleans Saints	7th (231)
	Tony Benford	DE	Chicago Bears	free agent
	Patrick Hughes	TE	Chicago Bears	free agent
	Nick Maddox	RB	San Diego Chargers	free agent
	Eric Powell	DE	Green Bay Packers	free agent

2004	Michael Boulware	LB	Seattle Seahawks	2nd (53)
	Greg Jones	RB	Jacksonville Jaguars	2nd (55)
	Darnell Dockett	DT	Arizona Cardinals	3rd (64)
	Kendyll Pope	LB	Indianapolis Colts	4th (107)
	P.K. Sam	WR	New England Patriots	5th (164)
	Allen Augustin	LB	Pittsburgh Steelers	free agent
	Rufus Brown	DB	Washington Redskins	free agent
	Stanford Samuels	DB	Indianapolis Colts	free agent
	Brian Sawyer	DS	New England Patriots	free agent
	Jeff Womble	DT	Minnesota Vikings	free agent
2005	Travis Johnson	DT	Houston Texans	1st (16)
	Alex Barron	OT	St. Louis Rams	1st (19)
	Bryant McFadden	DB	Pittsburgh Steelers	2nd (62)
	Ray Willis	OT	Seattle Seahawks	4th (105)
	Craphonso Thorpe	WR	Kansas City Chiefs	4th (116)
	Jerome Carter	DB	St. Louis Rams	4th (117)
	Chauncey Davis	DE	Allanta Falcons	4th (128)
	Eric Moore	DE	New York Giants	6th (186)
	Xavier Beitia	K	New York Jets	free agent
	Charles Howard	DT	Washington Redskins	free agent
	Paul Irons	TE	Cleveland Browns	free agent
	Claudius Osei	DB	Tampa Bay Buccaneers	free agent
	Dominic Robinson	WR	St. Louis Rams	free agent
	Leroy Smith	DB	Chicago Bears	free agent
	Chauncey Stovall	WR	Philadelphia Eagles	free agent
	B.J. Ward	DB	Baltimore Ravens	free agent
2006	Ernie Sims	LB	Detroit Lions	1st (9)
	Kameron Wimbley	DE	Cleveland Browns	1st (13)
	Brodrick Bunkley	DT	Philadelphia Eagles	1st (14)
	Antonio Cromartie	DB	San Diego Chargers	1st (19)
	Willie Reid	WR	Pittsburgh Steelers	3rd (95)
	Leon Washington	RB	New York Jets	4th (117)
	Pat Watkins	DB	Dallas Cowboys	5th (138)
	A.J. Nicholson	LB	Cincinnati Bengals	5th (157)
	B.J. Dean	FB	Baltimore Ravens	free agent
	Matt Henshaw	TE	Seattle Seahawks	free agent
	Sam McGrew	LB	Miami Dolphins	free agent
	Gerard Ross	DB	Seattle Seahawks	free agent
2007	Lawrence Timmons	LB	Pittsburgh Steelers	1st (15)
	Buster Davis	LB	Arizona Cardinals	3rd (69)
	Lorenzo Booker	RB	Miami Dolphins	3rd (71)
	Mario Henderson	OL	Oakland Raiders	3rd (91)
	Chris Davis	WR	Tennessee Titans	4th (128)
2008	Andre Fluellen	DT	Detroit Lions	3rd (87)
	Letroy Guion	DT	Minnesota Vikings	5th (152)
	Geno Hayes	LB	Tampa Bay Buccaneers	6th (175)
	Alex Boston	DE	Jacksonville Jaguars	free agent
	Xavier Lee	TE	Baltimore Ravens	free agent
2009	Everette Brown	DE	Carolina Panthers	2nd (43)
	Greg Carr	WR	San Diego Chargers	free agent
	Tony Carter	DB	Denver Broncos	free agent
	Graham Gano	K	Baltimore Ravens	free agent
	Michael Ray Garvin	DB	Arizona Cardinals	free agent
	Kenny Ingram	LB	New York Giants	free agent
	Derek Nicholson	LB	Allanta Falcons	free agent
	Antone Smith	RB	Detroit Lions	free agent
	Toddrick Verdell	LB	Houston Texans	free agent
2010	Patrick Robinson	DB	New Orleans Saints	1st (32)
	Myron Rolle	DB	Tennessee Titans	6th (207)
	Dekoda Watson	LB	Tampa Bay Buccaneers	7th (217)
	Richard Goodman	WR	San Diego Chargers	free agent
	Rod Owens	WR	St. Louis Rams	free agent
2011	Christian Ponder	QB	Minnesota Vikings	1st (12)
	Rodney Hudson	OL	Kansas City Chiefs	2nd (55)
	Markus White	DE	Washington Redskins	7th (224)
2012	Nigel Bradham	OLB	Buffalo Bills	4th (105)
	Zebrie Sanders	OL	Buffalo Bills	5th (144)
	Mike Harris	CB	Jacksonville Jaguars	6th (176)
	Andrew Datko	OL	Green Bay Packers	7th (241)
	Terrance Parks	DB	Kansas City Chiefs	free agent
	Shawn Powell	P	Buffalo Bills	free agent
	Bert Reed	WR	Cleveland Browns	free agent
	Beau Rellford	TE	Washington Redskins	free agent
2013	EJ Manuel	QB	Buffalo Bills	1st (16)
	Bjoern Werner	DE	Indianapolis Colts	1st (24)
	Xavier Rhodes	CB	Minnesota Vikings	1st (25)
	Cornellius Carradine	DE	San Francisco 49ers	2nd (40)
	Menelik Watson	OT	Oakland Raiders	2nd (42)
	Chris Thompson	RB	Washington Redskins	5th (154)
	Brandon Jenkins	DE	Washington Redskins	5th (162)
	Dustin Hopkins	K	Buffalo Bills	6th (177)
	Nick Moody	LB	San Francisco 49ers	6th (180)
	Vince Williams	LB	Pittsburgh Steelers	6th (206)
	Everett Dawkins	DT	Minnesota Vikings	7th (229)
	Anthony McCloud	DT	Minnesota Vikings	free agent
	Lonnie Pryor	RB	Jacksonville Jaguars	free agent
	Rodney Smith	WR	Minnesota Vikings	free agent

2013 PREVIEW  
 2013 SEMINOLES  
 COACHING STAFF  
 2012 SEASON IN REVIEW  
 THIS IS FSU  
 HONORS  
 SEMINOLES IN THE PROS  
 RECORDS  
 FSU ADMINISTRATION



# FSU ALL-TIME PROFESSIONAL LIST

Abraham, Clifton (DB)	Tampa Bay Buccaneers (1995); Chicago Bears (1996); Carolina Panthers (1997); Toronto Argonauts (CFL, 1998-00)
Alexander, Derrick (DL)	Minnesota Vikings (1995-98); Cleveland Browns (1999)
Alexander, Ken (LB)	Barcelona Dragons (WLAF, 1995-96)
Allen, Billy (CB)	Tampa Bay Bandits (USFL, 1984-85)
Allen, Brian (LB)	St. Louis Rams (2001); Carolina Panthers (2002-04)
Allen, Greg (RB)	Cleveland Browns (1985); Tampa Bay Bandits (USFL, 1984-85); Tampa Bay Buccaneers (1986)
Amman, Richard (DE)	Dallas Cowboys (1972-73)
Andrews, Dennis (FB)	Hamilton Tiger-Cats (CFL, 1997)
Anthony, Terry (WR)	Tampa Bay Buccaneers (1990-92)
Augustin, Allen (LB)	Cincinnati Bengals (2004)
Avezzano, Joe (C)	Boston Patriots (1966)
Bailey, Tom (RB)	Philadelphia Eagles (1971-74)
Baker, Shannon (WR)	Atlanta Falcons (1993); Indianapolis Colts (1993-94); Winnipeg Blue Bombers (CFL, 1995-96); Jacksonville Jaguars (1996)
Barron, Alex (OT)	St. Louis Rams (2005-09); Dallas Cowboys (2010); New Orleans Saints (2011); Seattle Seahawks (2012); Oakland Raiders (2013-Present)
Bates, Chad (OG)	Rhein Fire (NFL-Euro, 1998-99)
Beckman, Ed (TE)	Kansas City Chiefs (1977-84)
Bennett, Edgar (RB)	Green Bay Packers (1992-97); Chicago Bears (1998-99)
Bentley, Scott (K)	Arizona Cardinals (1997); Denver Broncos (1997); Atlanta Falcons (1997-98); Kansas City Chiefs (1999-00); Washington Redskins (2000)
Berry, Louis (P)	Atlanta Falcons (1987)
Biletnikoff, Fred (WR)	Oakland Raiders (1965-78)
Boalman, Shannon (OT)	Toronto Argonauts (CFL, 2009-10); Winnipeg Blue Bombers (CFL, 2012-Present)
Boldin, Anquan (WR)	Arizona Cardinals (2003-2009); Baltimore Ravens (2011-2012); San Francisco 49ers (2013-Present)
Booker, Lorenzo (RB)	Miami Dolphins (2007); Philadelphia Eagles (2008); Minnesota Vikings (2010-11)
Boulware, Michael (DB)	Seattle Seahawks (2004-2006); Houston Texans (2007); Minnesota Vikings (2008)
Boulware, Peter (DE)	Baltimore Ravens (1997-05)
Bradham, Nigel (LB)	Buffalo Bills (2012-Present)
Braggins, Dave (OT)	Montreal Alouettes (CFL, 1967-68)
Bright, Leon (RB)	New York Giants (1981-83); Tampa Bay Buccaneers (1984-85)
Brooks, Derrick (LB)	Tampa Bay Buccaneers (1995-08)
Brown, Everette (DE)	Carolina Panthers (2009-10); San Diego Chargers (2011); Detroit Lions (2012); Philadelphia Eagles (2013-Present)
Brown, Milford (OG)	Houston Texans (2002-05); Arizona Cardinals (2006); St. Louis Rams (2007); Jacksonville Jaguars (2008); *Carolina Panthers 2008; *Detroit Lions 2009
Brown, Rufus (DB)	Washington Redskins (2004-05)
Bryant, Tony (DT)	Oakland Raiders (1999-02); New Orleans Saints (2004-05); St. Louis Rams (2006)
Buckley, Terrell (DB)	Green Bay Packers (1992-94); Miami Dolphins (1995-99); Denver Broncos (2000); New England Patriots (2001-02); Miami Dolphins (2003); New York Jets (2004); New York Giants (2005)
Bunkley, Brodrick (DT)	Philadelphia Eagles (2006-10); Denver Broncos (2011); New Orleans Saints (2012-present)
Bush, Devin (DB)	Atlanta Falcons (1995-98); St. Louis Rams (1999-00); Cleveland Browns (2001-02)
Butler, Bobby (DB)	Atlanta Falcons (1981-92)
Butler, LeRoy (DB)	Green Bay Packers (1990-02)
Butts, Marion (RB)	San Diego Chargers (1989-93); New England Patriots (1994); Houston Oilers (1995)
Capece, Bill (S)	Tampa Bay Buccaneers (1981-83)
Capers, Byron (DB)	Minnesota Vikings (1997); Toronto Argonauts (CFL, 1998-01); Winnipeg Blue Bombers (CFL, 2002)
Cappleman, Bill (QB)	Minnesota Vikings (1970); Detroit Lions (1973)
Carr, Greg (WR)	Winnipeg Blue Bombers (CFL, 2010-11); Edmonton Eskimos (CFL, 2012); Saskatchewan Roughriders (CFL, 2012)
Carradine, Cornelius (DE)	San Francisco 49ers (2013-Present)

Carreker, Alphonso (DT)	Green Bay Packers (1984-88); Denver Broncos (1989-91)
Carrell, Duane (P)	Dallas Cowboys (1974); Los Angeles Rams (1975); New York Jets (1976-77); St. Louis Cardinals (1977)
Carruthers, Kirk (LB)	Miami Dolphins (1992)
Carter, Dexter (RB)	San Francisco 49ers (1990-95); New York Jets (1995); San Francisco 49ers (1995-96)
Carter, Jerome (DB)	St. Louis Rams (2005-08); Dallas Cowboys (2009); Virginia Destroyers (UFL, 2011)
Carter, Pat (TE)	Detroit Lions (1988); Los Angeles Rams (1989-93); Houston Oilers (1994); St. Louis Rams (1995); Arizona Cardinals (1996-98)
Carter, Tony (DB)	Denver Broncos (2009); New England Patriots (2010); Denver Broncos (2011-Present)
Carter, Walter (DL)	Tampa Bay Bandits (USFL, 1984-85); Tampa Bay Buccaneers (1987)
Chaney, Jeff (RB)	New Orleans Saints (2001)
Clayton, Harvey (DB)	Pittsburgh Steelers (1983-86); New York Giants (1987)
Cody, Tay (DB)	San Diego Chargers (2001-03); Edmonton Eskimos (CFL, 2004-05); Hamilton Tiger-Cats (CFL, 2006)
Coffield, Randy (LB)	Seattle Seahawks (1976); New York Giants (1978-79)
Coles, Laveranues (WR)	New York Jets (2000-02, 05-08); Washington Redskins (2003-04); Cincinnati Bengals (2009)
Cooper, Andre (WR)	Denver Broncos (1997-00); Arizona Cardinals (2001-02)
Cooper, Burt (LB)	Tampa Bay Buccaneers (1976)
Cowart, Chris (LB)	San Diego Chargers (1995-96)
Cowart, Sam (LB)	Buffalo Bills (1998-01); New York Jets (2002-04); Minnesota Vikings (2005)
Crawford, Vernon (OLB)	New England Patriots (1997-99)
Crockett, Henri (LB)	Allanta Falcons (1997-01); Minnesota Vikings (2002-03)
Crockett, Zack (RB)	Indianapolis Colts (1995-98); Jacksonville Jaguars (1998); Oakland Raiders (1999-96); Tampa Bay Buccaneers (2007)
Cromartie, Antonio (DB)	San Diego Chargers (2006-2009); New York Jets (2010-Present)
Curchin, Jeff (OL)	Chicago Bears (1970-71); Buffalo Bills (1972)
Dalko, Andrew (OL)	Green Bay Packers (2012-Present)
Davis, Buster (LB)	Arizona Cardinals (2007); Detroit Lions (2007); Indianapolis Colts (2008); Houston Texans (2009); Hartford Colonials (UFL, 2010)
Davis, Chauncey (DE)	Allanta Falcons (2005-10); Chicago Bears (2011)
Davis, Chris (WR)	Tennessee Titans (2007-08); Cincinnati Bengals (2010); Omaha Nighthawks (UFL, 2011); Montreal Alouettes (CFL, 2012)
Dawkins, Everett (DT)	Minnesota Vikings (2013-Present)
Dawsey, Lawrence (WR)	Tampa Bay Buccaneers (1991-95); New York Giants (1996); Miami Dolphins (1997); New Orleans Saints (1999)
Dawson, Bill (LB/TE/DE)	Boston Patriots (1965)
Dawson, Rhett (WR)	Houston Oilers (1972); Minnesota Vikings (1973); Atlanta Falcons (1992-93)
Dinkins, Howard (OLB)	Arizona Cardinals (2004-Present)
Dockett, Darnell (DT)	Seattle Seahawks (1991-93); London Monarchs (WLAF, 1991-92); San Francisco 49ers (1994-96); Denver Broncos (1997); San Diego Chargers (1998)
Dodge, Dedrick (DB)	Houston Oilers (1962); Dallas Cowboys (2001); Houston Texans (2002)
Downey, Joe (P)	Jacksonville Express (WFL, 1975)
Dugans, Ron (WR)	Cincinnati Bengals (2000-02); Houston Texans (2003)
Dukes, Jamie (OL)	Allanta Falcons (1986-93); Green Bay Packers (1994-95); Arizona Cardinals (1995-96)
Dunn, Warrick (RB)	Tampa Bay Buccaneers (1997-01, 2008); Atlanta Falcons (2002-07)
Durden, Reggie (DB)	Montreal Alouettes (CFL, 2004-05); Edmonton Eskimos (CFL, 2006)
Edwards, Mario (DB)	Dallas Cowboys (2000-03); Tampa Bay Buccaneers (2004)
Ellison, Omar (WR)	San Diego Chargers (1995-97)
Emanuel, Kevin (DE)	Seattle Seahawks (2004)
Feamster, Tom (OT)	Baltimore Colts (1956)
Fenner, Lane (WR)	San Diego Chargers (1968)
Ferguson, Chip (QB)	Tampa Bay Storm (Arena, 1991)



**Greg Jones**

Floyd, Victor (RB)	San Diego Chargers (1989); Sacramento Surge (WLAF, 1991-92); Orlando Predators (Arena, 1994)
Floyd, William (RB)	San Francisco 49ers (1994-97); Carolina Panthers (1998-01)
Fluellen, Andre (DT)	Detroit Lions (2008-11); Miami Dolphins (2012); Detroit Lions (2012-)
Footman, Dan (DE)	Cleveland Browns (1993-95); Baltimore Ravens (1996-97); Indianapolis Colts (1997-98)
Fordham, Todd (OT)	Jacksonville Jaguars (1997-02); Pittsburgh Steelers (2003); Carolina Panthers (2004-06)
Freeman, Corian (LB)	Atlanta Falcons (1991); Sacramento Surge (WLAF, 1992); Winnipeg Blue Bombers (CFL, 1993); Sacramento Gold Miners (CFL, 1993-94)
Freeman, Reggie (DE)	New Orleans Saints (1993)
Fuller, Corey (DB)	Minnesota Vikings (1995-98); Cleveland Browns (1999-02); Baltimore Ravens (2003-04)
Gabbard, Steve (OT)	Philadelphia Eagles (1989); Green Bay Packers (1991); London Monarchs (WLAF, 1991); Sacramento Gold Miners (CFL, 1993-94)
Gano, Graham (K)	Las Vegas Locomotives (UFL, 2009); Washington Redskins (2009-2011); Carolina Panthers (2012-Present)
Gardner, Talman (WR)	New Orleans Saints (2003-05)
Garvin, Michael Ray (WR)	Arizona Cardinals (2009); *Detroit Lions (2009-10); Las Vegas Locomotives (UFL, 2010-11)
Gaydos, Kent (WR)	Green Bay Packers (1975)
Giardino, Wayne (DE)	Ottawa Roughriders (CFL, 1967-68)
Gibson, Derrick (DB)	Oakland Raiders (2001-06)
Glass, Chip (TE)	Cleveland Browns (1969-73); New York Giants (1974)
Goodman, Richard (WR)	San Diego Chargers (2010-Present)
Gray, Hector (DB)	Detroit Lions (1981-83)
Green, E.G. (WR)	Indianapolis Colts (1998-01); Tampa Bay Buccaneers (2002)
Green, Lamont (LB)	Atlanta Falcons (1999-00); Carolina Panthers (2001)
Guion, Letroy (DT)	Minnesota Vikings (2008-Present)
Guthrie, Grant (K)	Buffalo Bills (1970-73); Jacksonville Sharks (WFL, 1974); Birmingham Vulcans (WFL, 1975)
Haggins, Odell (DT)	San Francisco 49ers (1990-91); Buffalo Bills (1991-92)
Hammond, Kim (QB)	Miami Dolphins (1968); Boston Patriots (1968-70)
Hanna, Warren (DB)	Tampa Bay Bandits (USFL, 1984-85)
Harris, Mike (DB)	Jacksonville Jaguars (2012-Present)
Hayes, Eric (DT)	Seattle Seahawks (1990-91); Los Angeles Rams (1992); Tampa Bay Buccaneers (1993)
Hayes, Geno (LB)	Tampa Bay Buccaneers (2008-11); Chicago Bears (2012); Jacksonville Jaguars (2013)
Henderson, Mario (OT)	Oakland Raiders (2007-10); San Diego Chargers (2010); Virginia Destroyers (UFL, 2012)
Hendley, Jim (C)	Atlanta Falcons (1987)

2013 SEASON PREVIEW  
 2013 SEMINOLE STAFF  
 COACHING STAFF  
 2012 SEASON IN REVIEW  
 THIS IS FSU  
 HONORS  
 SEMINOLE RECORDS IN THE PROS  
 ADMINISTRATION

FSU ALL-TIME PROFESSIONAL LIST

Henry, Tommy (DB)	Sacramento Gold Miners (CFL, 1993); Toronto Argonauts (CFL, 1994-95); Ottawa Roughriders (CFL, 1996); Edmonton Eskimos (CFL, 1997)
Hermann, Dick (LB)	Oakland Raiders (1965)
Hester, Jessie (WR)	Tampa Bay Bandits (USFL, 1984-85); Los Angeles Raiders (1985-87); Atlanta Falcons (1988); Indianapolis Colts (1990-93); St. Louis Rams (1994-95)
Hester, Ron (LB)	Miami Dolphins (1982-84)
Holland, Montrae (OG)	New Orleans Saints (2003-2006); Denver Broncos (2007); Dallas Cowboys (2008-2011)
Hope, Chris (DB)	Pittsburgh Steelers (2002-05); Tennessee Titans (2006-2011); Atlanta Falcons (2012); Detroit Lions (2013)
Hopkins, Dustin (K)	Buffalo Bills (2013-Present)
Hudson, Rodney (C)	Kansas City Chiefs (2011-Present)
Huff, Gary (QB)	Chicago Bears (1973-76); Tampa Bay Buccaneers (1977-78); San Francisco 49ers (1980)
Humphrey, Deon (LB)	Carolina Panthers (2000); San Diego Chargers (2001-02); Jacksonville Jaguars (2003)
Hunt, Charles (LB)	San Francisco 49ers (1973); Tampa Bay Buccaneers (1976)
Ingram, Kenny (LB)	New York Giants (2009-10); Montreal Alouettes (CFL, 2012)
Irons, Paul (TE)	Cleveland Browns (2005)
Jackson, Alonzo (DE)	Pittsburgh Steelers (2003-04); Philadelphia Eagles (2005); New York Giants (2005)
Jackson, Bobby (DB)	New York Jets (1978-85)
Jackson, Dexter (DB)	Tampa Bay Buccaneers (1999-02); Arizona Cardinals (2003); Tampa Bay Buccaneers (2004-05); Cincinnati Bengals (2006-08); Virginia Destroyers (UFL, 2009-10)
Jackson, Sean (RB)	Houston Oilers (1994)
Janikowski, Sebastian (K)	Oakland Raiders (2000-Present)
Jax, Garth (LB)	Dallas Cowboys (1986-88); Phoenix/Arizona Cardinals (1989-96)
Jenkins, Brandon (DE)	Washington Redskins (2013-Present)
Jennings, Michael (WR)	San Francisco 49ers (2002); Baltimore Ravens (2004); New York Giants (2005-07); Indianapolis Colts (2010)
Johnson, Brad (QB)	Minnesota Vikings (1992-98, 2005-06); London Monarchs (WFLA, 1995); Washington Redskins (1999-00); Tampa Bay Buccaneers (2001-04); Dallas Cowboys (2007-08)
Johnson, Greg (DT)	Chicago Bears (1977); Tampa Bay Buccaneers (1977); Baltimore Colts (1977)
Johnson, Jerry (DT)	Denver Broncos (2000-01)
Johnson, Lonnie (TE)	Buffalo Bills (1994-98); Kansas City Chiefs (1999)
Johnson, Reggie (TE)	Denver Broncos (1991-93); Green Bay Packers (1994, 97); Philadelphia Eagles (1995); Kansas City Chiefs (1996)

Johnson, Travis (DT)	Houston Texans (2005-2008); San Diego Chargers (2009-10)
Jones, Cletis (RB)	New England Steamrollers (Arena, 1988)
Jones, Fred (LB)	Kansas City Chiefs (1987)
Jones, Greg (RB)	Jacksonville Jaguars (2004-12); Houston Texans (2013-Present)
Jones, Hassan (WR)	Minnesota Vikings (1986-92); Kansas City Chiefs (1993-94)
Jones, Marvin (LB)	New York Jets (1993-04)
Jones, Waller (OT)	Seattle Seahawks (1997-2009)
Jones, Willie (DE)	Oakland Raiders (1979-82)
Jordan, Jimmy (QB)	Tampa Bay Bandits (USFL, 1984-85)
Kanell, Danny (QB)	New York Giants (1996-98); Atlanta Falcons (1999-00); Denver Broncos (2003-04)
Key, Larry (RB)	Tampa Bay Bandits (USFL, 1984)
Key, Sean (DB)	Dallas Cowboys (2000)
Kimber, Bill (DE)	New York Giants (1959-60); Boston Patriots (1961)
Kinderman, Keith (RB)	San Diego Chargers (1963-64); Houston Oilers (1965)
Knox, Kevin (WR)	Arizona Cardinals (1994); Rhein Fire (WLAFL, 1996)
Kuipers, Jason (OG)	Birmingham Fire (WLAFL, 1991); Raleigh-Durham Skyhawks (WLAFL, 1991)
Lanier, Ken (OT)	Denver Broncos (1981-92, 94); Los Angeles Raiders (1993)
LaSane, Bruce (WR)	Orlando Thunder (WLAFL, 1991); Cincinnati Rockers (Arena, 1992-93); Miami Hooters (Arena, 1994-95); Milwaukee Mustangs (Arena, 1996); Orlando Predators (Arena, 1997)
Lee, Amp (RB)	San Francisco 49ers (1992-93); Minnesota Vikings (1994-96); St. Louis Rams (1997-99); Philadelphia Eagles (2000)
Lee, Xavier (TE)	Las Vegas Locos (UFL, 2011)
Lewis, Ronald (WR)	San Francisco 49ers (1990, 92); Green Bay Packers (1992-94)
Long, Kevin (C)	Tennessee Titans (1998-01); Jacksonville Jaguars (2002)
Mack, Kim (DB)	Seattle Seahawks (1987)
Maddox, Nick (RB)	Cleveland Browns (2003); Carolina Panthers (2004)
Majors, Joe (DB)	Houston Oilers (1960)
Makowiecki, Al (DL)	Montreal Alouettes (CFL, 1957-59)
Mankins, Jim (RB)	Atlanta Falcons (1967)
Manuel, E.J. (QB)	Buffalo Bills (2013-Present)
Mayhew, Martin (DB)	Washington Redskins (1989-92); Tampa Bay Buccaneers (1993-96)
McCloud, Anthony (DT)	Minnesota Vikings (2013-Present)
McCorvey, Kez (WR)	Detroit Lions (1995-97)
McCullers, Dale (LB)	Miami Dolphins (1969)
McFadden, Bryant (DB)	Pittsburgh Steelers (2005-08, 2010-11); Arizona Cardinals (2009)
McGowan, Paul (LB)	Minnesota Vikings (1988); Ottawa Roughriders (CFL, 1988); Birmingham Fire (WLAFL, 1991-92); Orlando Predators (Arena, 1993)
McIntosh, Toddrick (DE)	Tampa Bay Buccaneers (1994-95); Green Bay Packers (1996)
McKinnon, Dennis (WR)	Chicago Bears (1983-89); Dallas Cowboys (1990); Miami Dolphins (1990)



Walter Jones

McLean, Scott (LB)	Dallas Cowboys (1983)
McManus, Danny (QB)	Kansas City Chiefs (1988); Winnipeg Blue Bombers (CFL, 1990-92); Edmonton Eskimos (CFL, 1993-97); Hamilton Tiger-Cats (CFL, 1998-08)
McMillan, Eddie (DB)	Los Angeles Rams (1973-75); Seattle Seahawks (1976-77); Buffalo Bills (1978)
McPherson, Adrian (QB)	New Orleans Saints (2005-06); Montreal Alouettes (CFL, 2008-12)
Meseroll, Mark (OT)	New Orleans Saints (1978)
Minnis, Marvin (WR)	Kansas City Chiefs (2001-02); Tampa Bay Buccaneers (2003)
Minor, Travis (RB)	Miami Dolphins (2001-06); St. Louis Rams (2007-09)
Mobley, Orson (TE)	Denver Broncos (1986-90)
Moody, Nick (LB)	San Francisco 49ers (2013-Present)
Moore, Eric (DE)	New York Giants (2005); St. Louis Rams (2006-09); New England Patriots (2010-11); Virginia Destroyers (UFL, 2011)
Moss, Anthony (LB)	New York Giants (1991)
Mowatt, Zeke (TE)	New York Giants (1983-89, 91); New England Patriots (1990)
Murdock, Les (K)	New York Giants (1967)
Nelson, Lee (DB)	St. Louis Cardinals (1976-85)
Nichols, Gerald (DT)	New York Jets (1987-90); Tampa Bay Buccaneers (1991); Philadelphia Eagles (1993); Washington Redskins (1993)
Nicholson, A.J. (LB)	Cincinnati Bengals (2006)
Office, Tony (LB)	Tampa Bay Bandits (USFL, 1984)
Osei, Claudius (DB)	Tampa Bay Buccaneers (2005); New York Giants (2006)
Ostaszewski, Henry (DL)	Pittsburgh Steelers (1992)
Ostaszewski, Joe (DL)	Miami Dolphins (1992)
Paige, Lee (DB)	Tampa Bay Buccaneers (1987)
Palmer, Sterling (DE)	Washington Redskins (1993-97); New England Patriots (1999-00)
Parks, Terrance (DB)	Kansas City Chiefs (2012); Hamilton Tiger-Cats (CFL, 2013-Present)
Parris, Gary (TE)	San Diego Chargers (1973-74); Cleveland Browns (1975-78); St. Louis Cardinals (1979-80)
Pearsall, Melvin (TE)	Tampa Bay Buccaneers (1998); Indianapolis Colts (1998-99)
Pittman, Julian (DT)	New Orleans Saints (1998-99)
Piurowski, Caz (TE)	Seattle Seahawks (2011-2012)
Piurowski, Paul (LB)	Tampa Bay Bandits (USFL, 1984-85)
Player, Scott (P)	Birmingham (CFL, 1995); Arizona Cardinals (1996); New York Giants (1996); Frankfurt Galaxy (WLAFL, 1997); Arizona Cardinals (1998-06); Cleveland Browns (2007); New England Patriots (2008); New York Sentinels (UFL, 2009)
Polley, Tommy (LB)	St. Louis Rams (2001-04); Baltimore Ravens (2005); New Orleans Saints (2006)
Ponder, Christian (QB)	Minnesota Vikings (2011-Present)
Ponder, David (DT)	Dallas Cowboys (1985)
Pope, Kendyll (LB)	Indianapolis Colts (2004-05)



Brad Johnson



# FSU ALL-TIME PROFESSIONAL LIST



**Derrick Brooks**



**Corey Simon**



Werner, Bjorn	Indianapolis Colts (2013-Present)
Wettstein, Max (TE)	Denver Broncos (1966)
Wheeler, Tom (TE)	Orlando Renegades (1983-85)
White, Markus (LB)	Washington Redskins (2011-12); Tampa Bay Buccaneers (2012-Present)
Whitehead, Bud (DB)	San Diego Chargers (1961-68)
Williams, Brett (OT)	Kansas City Chiefs (2003-05)
Williams, Del (C)	New Orleans Saints (1967-73)
Williams, Isaac (LB)	Albany Firebirds (Arena, 1992); Orlando Predators (1993-94)
Williams, Pooh Bear (FB)	Buffalo Bills (1999); Arizona Cardinals (1999)
Williams, Ricky (CB)	Tampa Bay Bandits (USFL, 1985)
Williams, Todd (OG)	Tennessee Titans (2003-05)
Williams, Vince (LB)	Pittsburgh Steelers (2013-Present)
Willis, Peter Tom (QB)	Chicago Bears (1990-93)
Willis, Ray (OT)	Seattle Seahawks (2005-2009)
Wilson, Reinard (DE)	Cincinnati Bengals (1997-02); Tampa Bay Buccaneers (2003)
Wimbley, Kamerion (LB)	Cleveland Browns (2006-09); Oakland Raiders (2010-11); Tennessee Titans (2012-Present)
Woolford, Gary (DB)	New York Giants (1980)
Wyche, John (DB)	Birmingham Fire (WLAF, 1992)



**Kamerion Wimbley**



Shumann, Mike (WR)	San Francisco 49ers (1978-79); Tampa Bay Buccaneers (1980); San Francisco 49ers (1981); St. Louis Cardinals (1982-83)
Simmons, Ron (LB)	Tampa Bay Bandits (USFL, 1984-85)
Simon, Corey (DT)	Philadelphia Eagles (2000-04); Indianapolis Colts (2005-06); Tennessee Titans (2007)
Simpson, Carl (DE)	Chicago Bears (1993-97); Arizona Cardinals (1998)
Sims, Ernie (LB)	Detroit Lions (2006-09); Philadelphia Eagles (2010); Indianapolis Colts (2011)
Smith, Antone (RB)	Dallas Cowboys (2012-Present); Detroit Lions (2009); Atlanta Falcons (2010-Present)
Smith, Barry (WR)	Green Bay Packers (1973-75); Tampa Bay Buccaneers (1976)
Smith, Kendall (LB)	Omaha Nighthawks (UFL, 2011)
Smith, Larry (DT)	Jacksonville Jaguars (1999-02); Green Bay Packers (2003-04)
Smith, Marquette (RB)	Carolina Panthers (1996-99)
Smith, Rodney (WR)	Minnesota Vikings (2013-Present)
Smith, Sammie (RB)	Miami Dolphins (1989-91); Denver Broncos (1992)
Smith, Shevin (DB)	Tampa Bay Buccaneers (1998-99)
Solomon, Jesse (LB)	Minnesota Vikings (1986-89); Dallas Cowboys (1989-90); Tampa Bay Buccaneers (1991); Atlanta Falcons (1992-93); Miami Dolphins (1994)
Spires, Greg (DE)	New England Patriots (1998-00); Cleveland Browns (2001); Tampa Bay Buccaneers (2002-07); Oakland Raiders (2008)
Stark, Rohn (P)	Baltimore/Indianapolis Colts (1982-94); Pittsburgh Steelers (1995); Carolina Panthers (1996); Seattle Seahawks (1997)
Stevenson, Robert (OL)	Sacramento Gold Minors (CFL, 1994); San Antonio Texans (CFL, 1995); Ottawa Roughriders (CFL, 1996); Montreal Alouettes (CFL, 1997)
Summer, Walt (DB)	Cleveland Browns (1969-74)
Tanks, Michael (C)	Birmingham Fire (WLAF, 1991)
Tensi, Steve (QB)	San Diego Chargers (1965-66); Denver Broncos (1967-70)
Terry, Nat (DB)	Pittsburgh Steelers (1978); Detroit Lions (1978)
Thomas, J.T. (DB)	Pittsburgh Steelers (1973-81); Denver Broncos (1982)
Thomas, Tarlos (OT)	Houston Texans (2001)
Thomas, Tra (OT)	Philadelphia Eagles (1998-08); Jacksonville Jaguars (2009); San Diego Chargers (2010)
Thompson, Chris (RB)	Washington Redskins (2013-Present)
Thompson, Shelton (DL)	London Monarchs (WLAF, 1991)
Thompson, Weegie (WR)	Pittsburgh Steelers (1984-89)
Thorpe, Craphonso (WR)	Kansas City Chiefs (2005); Detroit Lions (2006); Indianapolis Colts (2007); Jacksonville Jaguars (2008); New York Giants (2008); Tennessee Titans (2008-2009); New York Sentinels (UFL, 2009); Omaha Nighthawks (UFL, 2010)
Timmons, Lawrence (LB)	Pittsburgh Steelers (2007-Present)
Tomberlin, Pat (OT)	Indianapolis Colts (1989-91); Tampa Bay Buccaneers (1993)
Tulen, Rick (P)	Philadelphia Eagles (1989); Buffalo Bills (1990); Seattle Seahawks (1991-97); St. Louis Rams (1998-99)
Vanover, Tamarick (WR/RB)	Las Vegas Posse (CFL, 1994); Kansas City Chiefs (1995-99); San Diego Chargers (2002)
Wadsworth, Andre (DE)	Arizona Cardinals (1998-00)
Walker, Jason (WR)	Green Bay Packers (2002-05); Denver Broncos (2006-07); Oakland Raiders (2008-09); Minnesota Vikings (2010)
Ward, B.J. (DB)	Baltimore Ravens (2005-06); Oakland Raiders (2007)
Warren, David (DE)	Indianapolis Colts (2001)
Warrick, Peter (WR)	Cincinnati Bengals (2000-04); Seattle Seahawks (2005)
Washington, Leon (RB)	New York Jets (2006-09); Seattle Seahawks (2010-12)
Watkins, Pat (DB)	New England Patriots (2013-Present); Dallas Cowboys (2006-2009); San Diego Chargers (2010); Toronto Argonauts (CFL, 2012-Present)
Watson Dekoda (LB)	Tampa Bay Buccaneers (2010-Present)
Watson, Menelik (OT)	Oakland Raiders (2013-Present)
Weinke, Chris (QB)	Carolina Panthers (2001-06); San Francisco 49ers (2007)
Weldon, Casey (QB)	Tampa Bay Buccaneers (1993-96); Seattle Seahawks (1997); Washington Redskins (1998-99)

Powell, Eric (DE)	Buffalo Bills (2006-07); Houston Texans (2008)
Powell, Shawn (P)	Buffalo Bills (2012-Present)
Pryor, Lonnie (RB)	Jacksonville Jaguars (2013-Present)
Ragans, Bill (DB)	Frankfurt Galaxy (WLAF, 1992)
Reed, Bert (WR)	Cleveland Browns (2012); Pittsburgh Steelers (2012)
Reid, Willie (WR)	Pittsburgh Steelers (2006-07); Philadelphia Eagles (2008); Dallas Cowboys (2009)
Reliford, Beau (TE)	Washington Redskins (2012)
Renn, Bobby (DB/WR)	New York Titans (1961)
Reynolds, Jamal (DE)	Green Bay Packers (2001-03)
Rhodes, Xavier (DB)	Minnesota Vikings (2013-Present)
Riley, Phillip (WR)	New York Jets (1996); Chicago Bears (1996-97); Scottish Claymores (NFL-Euro, 1998)
Roberson, James (DE)	Rhein Fire (WLAF, 1996); Tennessee Oilers (1996-98); Jacksonville Jaguars (1999)
Robinson, Jamie (DB)	Toronto Argonauts (CFL, 2013-Present)
Robinson, Patrick (DB)	New Orleans Saints (2010-Present)
Rolle, Myron (DB)	Tennessee Titans (2010-11); Pittsburgh Steelers (2012)
Rolle, Samari (DB)	Tennessee Titans (1998-04); Baltimore Ravens (2005-2009)
Romeo, Tony (TE)	Kansas City Chiefs (1961); Boston Patriots (1962-67)
Ross, Gerard (DB)	Seattle Seahawks (2006-08)
Ross, Grady (DB)	Miami Hooters (Arena, 1995); Florida Bobcats (Arena, 1996)
Roye, Orpheus (DE)	Pittsburgh Steelers (1996-99, 2008); Cleveland Browns (2001-07)
Sam, P.K. (WR)	New England Patriots (2004); Miami Dolphins (2006); Cincinnati Bengals (2006); Miami Dolphins (2006-2007); Oakland Raiders (2007); Buffalo Bills (2009); Toronto Argonauts (CFL, 2008, 2009); Calgary Stampeders (CFL, 2010)
Samuels, Stanford (DB)	Winnipeg Blue Bombers (CFL, 2005-06, 2008); Edmonton Eskimos (CFL, 2007); Montreal Alouettes (CFL, 2009-10)
Sanborn, Garrison (DS)	Buffalo Bills (2009-Present)
Sanders, Deion (DB)	Atlanta Falcons (1989-93); San Francisco 49ers (1994); Dallas Cowboys (1995-99); Washington Redskins (2000); Baltimore Ravens (2004-05)
Sanders, Tracy (WR)	Tampa Bay Storm (Arena, 1994)
Sanders, Zebrie (OL)	Buffalo Bills (2012-Present)
Saunders, Troy (DB)	Tampa Bay Buccaneers (1999-00)
Sawyer, Corey (DB)	Cincinnati Bengals (1994-98); New York Jets (1999)
Scott, Stanley (DE)	Miami Dolphins (1987)
Sellers, Ron (WR)	Boston Patriots (1969-71); Dallas Cowboys (1972); Miami Dolphins (1973)
Shiver, Clay (C)	Dallas Cowboys (1996-98); Denver Broncos (1999); Carolina Panthers (1999-00)


2013 PREVIEW  
2013 SEMINOLE STAFF  
COACHING STAFF  
2012 SEASON IN REVIEW  
THIS IS FSU  
HONORS  
SEMINOLE RECORDS IN THE PROS  
RECORDS  
FSU ADMINISTRATION



# FSU FOOTBALL RECORDS




Dustin Hopkins



EJ Manuel



Brodrick Bunkley



Charlie Ward

**4,608**

passing yards in a season (2000)

**1,242**

most rushing yards in a single season - Warrick Dunn (1995)

**512**

tackles in a career (Carter - 74-77)

**466**


career points (Dustin Hopkins 2009-12 - NCAA/ACC record)

**66.9**

career completion pct (EJ Manuel 2009-12)



ALL-TIME COACHES AND CAPTAINS



2012 Captains

YEAR	COACH	CAPTAINS	W	L	T	FSU PTS	OPP PTS
1947	Ed Williamson	Jack McMillan, Phil Rountree	0	5	0	18	90
1948	Don Veller	Game Captains	7	1	0	152	64
1949*	Don Veller	Hugh Adams	9	1	0	291	59
1950	Don Veller	Duke Maltby	8	0	0	219	54
1951	Don Veller	Bill Dawkins	6	2	0	194	72
1952	Don Veller	Curt Campbell, Vic Szczepanik	1	8	1	101	261
1953	Tom Nugent	Steve Kalenich, Bobby Fiveash	5	5	0	183	146
1954*	Tom Nugent	Game Captains	8	4	0	277	190
1955	Tom Nugent	Bob Crenshaw, Don Powell	5	5	0	147	186
1956	Tom Nugent	Joe Holt, Buck Metts	5	4	1	178	116
1957	Tom Nugent	Ron Schomburger	4	6	0	136	165
1958*	Tom Nugent	Vic Prinzi, Bobby Renn	7	4	0	218	124
1959*	Perry Moss	John Spivey, Al Ulmer	4	6	0	149	132
1960	Bill Peterson	Tony Romeo	3	6	1	111	136
1961	Bill Peterson	Steve Klesius	4	5	1	93	128
1962	Bill Peterson	Gene McDowell	4	3	3	170	69
1963	Bill Peterson	Charlie Calhoun, Chuck Robinson	4	5	1	167	93
1964*	Bill Peterson	Bill Dawson, Fred Biletnikof, George D'Alessandro	9	1	1	263	85
1965	Bill Peterson	Bill McDowell, Max Wettstein	4	5	1	121	119
1966*	Bill Peterson	Game Captains	6	5	0	274	215
1967*	Bill Peterson	Game Captains	7	2	2	250	187
1968*	Bill Peterson	Game Captains	8	3	0	308	211
1969	Bill Peterson	Game Captains	6	3	1	220	182
1970	Bill Peterson	Game Captains	7	4	0	254	195
1971*	Larry Jones	Rhett Dawson, John Lanahan	8	4	0	309	174
1972	Larry Jones	Gary Huff, Larry Strickland	7	4	0	287	224
1973	Larry Jones	Jim Malkiewicz, Don Sparkman	0	11	0	98	331
1974	Darrell Mudra	Joe Goldsmith, Burt Cooper	1	10	0	130	289
1975	Darrell Mudra	Greg Johnson, Jeff Gardner	3	8	0	187	213
1976	Bobby Bowden	Jimmy Black, Jeff Leggett, Joe Camps, Rudy Thomas	5	6	0	205	258
1977*	Bobby Bowden	Aaron Carter, Bill Duley, Larry Key, Tom Rushing, Nat Terry	10	2	0	314	170
1978	Bobby Bowden	Nate Henderson, Willie Jones, Ivory Joe Hunter	8	3	0	312	208
1979*	Bobby Bowden	Mike Good, Ivory Joe Hunter, Scott Warren, Wally Woodham	11	1	0	326	160
1980*	Bobby Bowden	Reggie Herring, Greg Fulch, Ron Simmons, Ken Lanier	10	2	0	369	103
1981	Bobby Bowden	James Harris, James Gilbert, Rohn Stark, Michael Whiting, Rick Stockstill	6	5	0	240	286
1982*	Bobby Bowden	Game Captains	9	3	0	419	254
1983*	Bobby Bowden	Game Captains	8+	4	0	381	312
1984*	Bobby Bowden	Greg Allen, Joe Wessel, Henry Taylor	7	3	2	405	254
1985*	Bobby Bowden	John Ionata, Todd Stroud, Kirk Coker	9	3	0	402	248
1986*	Bobby Bowden	Fred Jones, Gerald Nichols, Louis Berry, Jim Hendley	7	4	1	393	218
1987*	Bobby Bowden	Danny McManus, Paul McGowan, Marty Riggs, Pat Carter	11	1	0	481	163
1988*	Bobby Bowden	Chip Ferguson, Deion Sanders, Alphonso Williams	11	1	0	455	172
1989*	Bobby Bowden	Peter Tom Willis, LeRoy Butler, Dexter Carter	10	2	0	424	199
1990*	Bobby Bowden	Lawrence Dawsey, Corian Freeman, Anthony Moss, Bill Ragans	10	2	0	459	206
1991*	Bobby Bowden	Kirk Carruthers, Errol McCorvey, Casey Weldon	11	2	0	449	188
1992*	Bobby Bowden	Robbie Baker, Reggie Freeman, Carl Simpson, Robert Stevenson	11	1	0	446	186
1993*	Bobby Bowden	Ken Alexander, Matt Frier, Lonnie Johnson, Charlie Ward	12	1	0	536	129
1994*	Bobby Bowden	Derrick Brooks, Zack Crockett, Kendrick Scott	10	1	1	428	200
1995*	Bobby Bowden	Clay Shiver, Todd Rebol, Tyrant Marion	10	2	0	563	246
1996*	Bobby Bowden	Todd Fordham, Scott Bentley, Reinard Wilson	11	1	0	446	174
1997*	Bobby Bowden	Kevin Long, Daryl Bush, Shevin Smith	11	1	0	437	167
1998*	Bobby Bowden	Lamarr Glenn, Lamont Green, Billy Rhodes, Demetro Stephens	11	2	0	401	161
1999*	Bobby Bowden	Corey Simon, Todd Frier, Peter Warrick	12	0	0	458	190
2000*	Bobby Bowden	Brian Allen, Chris Weinke, Jean Jeune	11	2	0	509	123
2001*	Bobby Bowden	Javon Walker, Chad Maeder, Bradley Jennings	8	4	0	403	304
2002*	Bobby Bowden	Brett Williams, Alonzo Jackson, Patrick Newton	9	5	0	428	301
2003*	Bobby Bowden	Michael Boulware, Greg Jones, Brian Sawyer	10	3	0	419	217
2004*	Bobby Bowden	Jerome Carter, Alex Barron, Bryant McFadden	9	3	0	302	169
2005*	Bobby Bowden	Brodrick Bunkley, Willie Reid, Kyler Hall	8	5	0	376	286
2006*	Bobby Bowden	Lorenzo Booker, Buster Davis, Mikhail Kornegay	7	6	0	345	258
2007*	Bobby Bowden	De'Cody Fagg, Andre Fluellen, Anthony Houllis	7	6	0	303	298
2008*	Bobby Bowden	Antone Smith, Tony Carter, Benjamin Lampkin	9	4	0	434	262
2009*	Bobby Bowden	Christian Ponder, Jamie Robinson, Ricardo Wright	7	6	0	391	390
2010*	Jimbo Fisher	Rodney Hudson, Ochuko Jenije, Christian Ponder, Kendall Smith, Markus White	10	4	0	439	275
2011*	Jimbo Fisher	Nigel Bradham, EJ Manuel, Shawn Powell	9	4	0	398	196
2012*	Jimbo Fisher	Dustin Hopkins, EJ Manuel, Lonnie Pryor, Vince Williams	12	2	0	550	206
TOTALS			497*	237	17	20,551	12,647

\* denotes bowl appearance; ^ win total includes 12 victories vacated by the NCAA in 2006 & 2007; + denotes forfeit win from Tulane

2013 PREVIEW  
2013 SEMINOLES  
COACHING STAFF  
2012 SEASON IN REVIEW  
THIS IS FSU  
HONORS  
SEMINOLES IN THE PROS  
RECORDS  
FSU ADMINISTRATION

Individual Records

Most Passes Attempted

Game: 67, Danny Kanell vs. Virginia, Nov. 2, 1995  
 Season: 469, Drew Weatherford, 2005  
 Career: 1,107, Chris Weinke, 1997-2000

Most Yards Per Attempt

Game: (Min. 15 atts.) - 17.6 (282-16), EJ Manuel vs. Duke, Oct. 27, 2012  
 Season: (Min. 100 atts.) - 9.7 (4,167-431), Chris Weinke, 2000  
 Career: (Min. 300 atts.) - 8.9 (9,839-1,107), Chris Weinke, 1997-2000

Most Yards Per Completion

Game: (Min. 15 atts.) - 35.3 (282-8), EJ Manuel vs. Duke, Oct. 27, 2012  
 Season: (Min. 100 atts.) - 17.1 (2,487-145), Chris Weinke, 1998  
 Career: (Min. 300 atts.) - 15.14 (9,839-650), Chris Weinke, 1997-2000

Most Touchdown Passes

Game: 6, Peter Tom Willis vs. Memphis State, Nov. 18, 1989, Chris Weinke vs. Maryland, Nov. 13, 1999  
 Season: 33, Chris Weinke, 2000  
 Career: 79, Chris Weinke, 1997-2000

Consecutive Games With A Touchdown Pass

Career: 16, Chris Weinke, 1997-2000

Highest Completion Percentage

Game: (Min. 15 atts.) - 87.5 (28-32), Danny Kanell vs. NC State, Sept. 16, 1995  
 Season: (Min. 100 atts.) - 69.5 (264-380), Charlie Ward, 1993  
 Career: (Min. 300 atts.) - 66.9 (600-897), EJ Manuel, 2009-2012

Highest Passing Efficiency Rating

Season: (Min. 10 atts./game) - 163.1, Chris Weinke, 2000  
 Career: (Min. 15 cmp./game) - 151.15, Chris Weinke, 1997-2000

Longest Pass

Game: 98, Christian Ponder to Rod Owens, vs. North Carolina, Oct. 22, 2009  
 98, Chris Weinke to Marvin Minnis, vs. Clemson, Nov. 4, 2000



.669

Career Completion Percentage  
 EJ Manuel (2009-12)

Most 200-Yard Games

Season: 11, Chris Weinke, 2000  
 Career: 34, Chris Weinke, 1997-2000

Consecutive 200-Yard Games

Career: 20, Chris Weinke, 1997-2000

Most 300-Yard Games

Season: 7, Danny Kanell, 1995, Chris Weinke, 2000  
 Career: 13, Chris Weinke, 1997-2000

Consecutive 300-Yard Games

Season: 3, by several players  
 Career: 3, Kim Hammond, 1967; Peter Tom Willis, 1989; Danny Kanell, 1995; Chris Weinke, 2000; Chris Rix, 2001

Consecutive Passes Without An Interception

Season: (Min. 100 atts.) - 270, Drew Weatherford, 2007  
 Career: (Min. 100 atts.) - 270, Drew Weatherford, 2007

Lowest Interception Percentage

Season: (Min. 100 atts.) - .0094 (3-318), Drew Weatherford, 2007  
 Career: (Min. 300 atts.) - .0289 (32-1107), Chris Weinke, 1997-2000

Most Interceptions Thrown

Game: 6, Chris Weinke vs. NC State, Sept. 12, 1998  
 Season: 23, Gary Huff, 1972  
 Career: 42, Gary Huff, 1970-72

Longest Runs

TD Run: 55, D'Vontrey Richardson vs. Chattanooga, Sept. 13, 2008  
 Non-TD Run: 52, D'Vontrey Richardson vs. Western Carolina, Sept. 6, 2008

Longest TD Passes

- 98 yards, Chris Weinke to Snoop Minnis vs. Clemson, 2000
- 98 yards, Christian Ponder to Rod Owens vs. North Carolina, 2009
- 96 yards, Jimmy Jordan to Kurt Unglaub vs. Virginia Tech, 1976
- 95 yards, Jimmy Black to Rudy Thomas vs. Southern Miss, 1976
- 93 yards, Chip Ferguson to Lawrence Dawsey vs. Southern Miss, 1988
- 91 yards, Jimmy Black to Kurt Unglaub vs. N. Texas State, 1976
- 88 yards, Casey Weldon to Amp Lee vs. Tulane, 1989
- 88 yards, Gary Huff to Barry Smith vs. Kansas, 1971
- 86 yards, Charlie Ward to Tamarick Vanover vs. Virginia, 1993
- 86 yards, Gary Pajcic to Ron Sellers vs. Wake Forest, 1966
- 84 yards, Chris Weinke to Ron Dugans vs. Duke, 1999
- 83 yards, Blair Williams to Dennis McKinnon vs. S. Carolina, 1982
- 82 yards, Gary Pajcic to Ron Sellers vs. Maryland, 1968

Single-Game Yards

1.	Chris Weinke	Duke	2000	536
2.	Chris Weinke	Clemson	2000	521
3.	Bill Cappelman	Memphis State	1969	508
4.	Chris Weinke	Miami	2000	496
5.	Peter Tom Willis	Memphis State	1989	482
6.	Thad Busby	NC State	1997	463
7.	Danny Kanell	Virginia	1995	454
8.	Charlie Ward	Florida	1993	446
9.	Chris Weinke	Georgia Tech	2000	443
10.	EJ Manuel	Boston College	2012	439
11.	Bill Cappelman	South Carolina	1968	437
12.	Danny Kanell	Maryland	1994	427
13.	Peter Tom Willis	Nebraska ('90 Fiesta)	1989	422
14.	Danny Kanell	Florida	1994	421
15.	Gary Huff	Houston	1972	409
16.	Thad Busby	Georgia Tech	1997	399
17.	Charlie Ward	Maryland	1992	395
18.	Christian Ponder	North Carolina	2009	395
19.	Chris Rix	Colorado	2003	394
20.	Danny Kanell	Duke	1994	394

Season Yards

1.	Chris Weinke	2000	4167
2.	EJ Manuel	2012	3392
3.	Thad Busby	1997	3317
4.	Drew Weatherford	2005	3208
5.	Peter Tom Willis	1989	3124
6.	Chris Rix	2003	3107
7.	Chris Weinke	1999	3103
8.	Charlie Ward	1993	3032
9.	Danny Kanell	1995	2957
10.	Gary Huff	1972	2893
11.	Danny Kanell	1994	2781
12.	Gary Huff	1971	2736
13.	Chris Rix	2001	2734
14.	Christian Ponder	2009	2717
15.	EJ Manuel	2011	2666
16.	Charlie Ward	1992	2647
17.	Casey Weldon	1991	2527
18.	Chris Weinke	1998	2487
19.	Bill Cappelman	1969	2467
20.	Bill Cappelman	1968	2410

Career Yards

1.	Chris Weinke	(97-00)	9839
2.	Chris Rix	(01-04)	8390
3.	EJ Manuel	(09-12)	7736
4.	Drew Weatherford	(05-08)	7567
5.	Christian Ponder	(07-10)	6872
6.	Gary Huff	(70-72)	6378
7.	Danny Kanell	(92-95)	6372
8.	Thad Busby	(94-97)	5916
9.	Charlie Ward	(89-93)	5747
10.	Bill Cappelman	(67-69)	4904
11.	Casey Weldon	(88-91)	4628
12.	Peter Tom Willis	(86-89)	4291
13.	Jimmy Jordan	(76-79)	4144
14.	Chip Ferguson	(85-88)	3846
15.	Wally Woodham	(75, 77-79)	3550
16.	Kelly Lowrey	(80-83)	3469

Single-Game Completions

1.	Danny Kanell	Georgia Tech	1995	41
2.	Danny Kanell	Florida	1994	40
3.	Charlie Ward	Florida	1993	38
4.	Chris Weinke	Duke	2000	37
	Kim Hammond	Penn State (Gator Bowl)	1967	37
6.	Drew Weatherford	Virginia	2005	35
7.	Drew Weatherford	Duke	2007	35
8.	Christian Ponder	North Carolina	2009	33
9.	Drew Weatherford	Boston College	2006	32
	Chris Weinke	BYU	2000	32
	Danny Kanell	Virginia	1995	32
12.	Charlie Ward	Notre Dame	1993	31
	Bill Cappelman	Memphis State	1969	31
14.	Drew Weatherford	Troy	2006	30
	Thad Busby	Georgia Tech	1997	30
16.	Chris Rix	Colorado	2003	30
17.	Chris Weinke	Miami	2000	29
	Drew Weatherford	Boston College	2007	29
	Christian Ponder	Boston College	2009	29
20.	Adrian McPherson	Wake Forest	2002	28
	Danny Kanell	NC State	1995	28
	Danny Kanell	Wake Forest	1995	28
	Danny McManus	Nebraska ('88 Fiesta)	1987	28
	Kelly Lowrey	East Carolina	1983	28
	Gary Pajcic	Virginia Tech	1966	28

Season Completions

	Year	Att.	Comp.	
1.	Drew Weatherford	2005	469	276
2.	Chris Weinke	2000	431	266
3.	Charlie Ward	1993	380	264
4.	EJ Manuel	2012	387	263
5.	Danny Kanell	1995	402	257
6.	Thad Busby	1997	390	235
7.	Chris Weinke	1999	377	232
8.	Danny Kanell	1994	380	227
9.	Christian Ponder	2009	330	227
10.	Chris Rix	2003	382	216
11.	Peter Tom Willis	1989	346	211
12.	Gary Huff	1972	385	206
13.	Charlie Ward	1992	365	204
14.	EJ Manuel	2011	311	203
15.	Casey Weldon	1991	313	189
16.	Christian Ponder	2010	299	184
	Gary Huff	2010	327	184
18.	Bill Cappelman	1969	344	183
19.	Drew Weatherford	2007	318	181
20.	Drew Weatherford	2006	318	177
	Christian Ponder	2008	318	177

Career Completions

	Year	Att.	Comp.	
1.	Chris Weinke	(97-00)	1107	650
2.	Drew Weatherford	(05-08)	1128	644
3.	EJ Manuel	(09-12)	897	600
4.	Christian Ponder	(07-10)	965	596
5.	Chris Rix	(01-04)	1042	575
6.	Danny Kanell	(92-95)	851	529
7.	Charlie Ward	(89-93)	759	473
8.	Gary Huff	(70-72)	796	436
9.	Thad Busby	(94-97)	715	421
10.	Bill Cappelman	(67-69)	636	349
11.	Casey Weldon	(88-91)	545	323
12.	Peter Tom Willis	(86-89)	500	304
13.	Jimmy Jordan	(76-79)	595	298
14.	Chip Ferguson	(85-88)	496	281
15.	Wally Woodham	(75, 77-79)	476	273
16.	Kelly Lowrey	(80-83)	464	252
	Steve Tensi	(62-64)	472	252
18.	Rick Stockstill	(77-81)	447	250
19.	Danny McManus	(83-87)	455	248
20.	Kim Hammond	(64-67)	351	196

2013 PREVIEW  
 2013 SEMINOLES  
 COACHING STAFF  
 2012 SEASON IN REVIEW  
 THIS IS FSU  
 HONORS  
 SEMINOLES IN THE PROS  
 RECORDS  
 FSU ADMINISTRATION



# PASSING RECORDS

## Season TD Passes

1.	Chris Weinke	2000	33
2.	Danny Kanell	1995	32
3.	Charlie Ward	1993	27
4.	Chris Weinke	1999	25
	Thad Busby	1997	25
	Gary Huff	1972	25
	Bill Cappelman	1968	25
8.	Chris Rix	2001	24
9.	EJ Manuel	2012	23
	Gary Huff	1971	23
	Chris Rix	2003	23
12	Charlie Ward	1992	22
	Casey Weldon	1991	22
14.	Christian Ponder	2010	20
	Peter Tom Willis	1989	20
16.	Chris Weinke	1998	19
17.	EJ Manuel	2011	18
	Drew Weatherford	2005	18
19.	Danny Kanell	1994	17
20.	Thad Busby	1996	16
	Chip Ferguson	1988	16

## Career TD Passes

1.	Chris Weinke	(97-00)	79
2.	Chris Rix	(01-04)	63
3.	Danny Kanell	(92-95)	57
4.	Gary Huff	(70-72)	52
5.	Charlie Ward	(89-93)	49
6.	EJ Manuel	(09-12)	47
7.	Thad Busby	(94-97)	46
8.	Christian Ponder	(07-10)	45
9.	Casey Weldon	(88-91)	41
10.	Jimmy Jordan	(76-79)	39
	Bill Cappelman	(67-69)	39
12.	Drew Weatherford	(04-07)	37
13.	Chip Ferguson	(85-88)	34
14.	Peter Tom Willis	(86-89)	33
15.	Christian Ponder	(07-09)	29
16.	Steve Tensi	(62-64)	28
17.	Rick Stockstill	(77, 79-81)	26
18.	Danny McManus	(84-87)	25
19.	Kelly Lowrey	(79-83)	24
20.	Wally Woodham	(75-79)	22

## Attempts in a game

1.	Danny Kanell	Virginia	1995	67
2.	Drew Weatherford	Virginia	2005	59
3.	Chris Weinke	Miami	2000	58
	Gary Huff	Florida	1972	58
5.	Danny Kanell	Florida	1994	53
	Charlie Ward	Florida	1993	53
	Kim Hammond	Penn State (Gator)	1967	53
	Gary Pajcic	Virginia Tech	1966	53
9.	Chris Weinke	Oklahoma (01 Orange)	2000	51
	Danny Kanell	Georgia Tech	1995	51
	Casey Weldon	Florida	1991	51
	Danny McManus	Nebraska ('88 Fiesta)	1987	51
	Gary Huff	Houston	1972	51
14.	Chris Weinke	BYU	2000	50
	Charlie Ward	Notre Dame	1993	50
	Bill Cappelman	Memphis State	1969	50
17.	Chris Weinke	Clemson	1999	49
18.	Drew Weatherford	Kentucky (Music City)	2007	48
	Drew Weatherford	Boston College	2006	48
	Danny Kanell	Virginia	1994	48

## Consecutive 300-Yard Games

Christian Ponder	2009	3
Chris Rix	2001	3
Chris Weinke	2000	3
Danny Kanell	1995	3
Peter Tom Willis	1989	3
Kim Hammond	1967	3
Drew Weatherford	2007	2
Drew Weatherford	2005	2
Chris Rix	2003	2
Chris Weinke	1999	2
Chris Weinke	1998	2
Thad Busby	1997	2
Danny Kanell	1994	2
Charlie Ward	1993	2
Peter Tom Willis	1989	2
Gary Huff	1971	2
Bill Cappelman	1968	2

## Career 300-Yard Games

Chris Weinke	1997-00	13
Danny Kanell	1992-95	10
Thad Busby	1993-97	9
Chris Rix	2001-04	9
Drew Weatherford	2005-07	9
Gary Huff	1970-72	7
Peter Tom Willis	1986-89	7
Charlie Ward	1989-93	6
EJ Manuel	2009-12	5
Bill Cappelman	1967-69	5
Kim Hammond	1966-67	4
Christian Ponder	2007-09	4
Casey Weldon	1988-91	3

## Rushing Yards In A Season

1.	Charlie Ward (1992)	504	6
2.	Ken McLean (1948)	463	7
3.	Nelson Italiano (1950)	424	5
4.	Christian Ponder (2008)	423	4
5.	Bobby Renn (1957)	417	4

## Year-By-Year Passing Leaders

Year	Name	Att	Comp	Int	Yds	TD
1955	Len Swantic	73	37	5	576	2
1956	Lee Corso	59	32	5	369	5
1957	Bobby Renn	54	23	4	263	2
1958	Vic Prinzi	71	40	5	480	7
1959	Joe Majors	168	90	7	1063	7
1960	Ed Tracycigier	97	38	10	552	6
1961	Eddie Feely	83	48	3	471	4
1962	Steve Tensi	121	60	2	796	6
1963	Steve Tensi	147	71	9	915	9
1964	Steve Tensi	204	121	10	1681	14
1965	Ed Pritchett	247	110	14	1225	5
1966	Gary Pajcic	232	125	9	1590	8
1967	Kim Hammond	241	140	10	1991	15
1968	Bill Cappelman	287	162	11	2410	25
1969	Bill Cappelman	344	183	18	2467	14
1970	Tommy Warren	190	97	10	1594	11
1971	Gary Huff	327	184	18	2736	23
1972	Gary Huff	385	206	23	2893	25
1973	Billy Sexton	128	51	12	754	4
1974	Ron Coppess	145	78	7	817	2
1975	Clyde Walker	203	117	8	1619	10
1976	Jimmy Black	179	104	9	1535	9
1977	Wally Woodham	154	94	9	1270	8
1978	Jimmy Jordan	199	108	9	1427	14
1979	Jimmy Jordan	180	87	14	1173	13
1980	Rick Stockstill	201	121	8	1377	15
1981	Rick Stockstill	238	122	14	1356	11
1982	Kelly Lowrey	217	113	8	1671	11
1983	Kelly Lowrey	233	131	12	1720	12
1984	Eric Thomas	161	78	4	1218	14
1985	Chip Ferguson	130	70	8	990	11
1986	Danny McManus	112	65	2	872	7
1987	Danny McManus	264	138	9	1964	14
1988	Chip Ferguson	194	122	11	1714	16
1989	Peter Tom Willis	346	211	9	3124	20
1990	Casey Weldon	182	112	4	1600	12
1991	Casey Weldon	313	189	8	2527	22
1992	Charlie Ward	365	204	17	2647	22
1993	Charlie Ward	380	264	4	3032	27
1994	Danny Kanell	380	227	13	2781	17
1995	Danny Kanell	402	257	13	2957	32
1996	Thad Busby	243	134	12	1866	16
1997	Thad Busby	390	235	10	3317	25
1998	Chris Weinke	286	145	10	2487	19
1999	Chris Weinke	377	232	14	3103	25
2000	Chris Weinke	431	266	11	4167	33
2001	Chris Rix	286	165	13	2734	24
2002	Chris Rix	225	118	7	1684	13
2003	Chris Rix	382	216	13	3107	23
2004	Wyatt Sexton	252	139	8	1661	8
2005	Drew Weatherford	469	276	18	3208	18
2006	Drew Weatherford	318	177	11	2154	12
2007	Drew Weatherford	318	181	3	2049	9
2008	Christian Ponder	318	177	13	2006	14
2009	Christian Ponder	330	227	7	2717	14
2010	Christian Ponder	299	184	8	2044	20
2011	EJ Manuel	311	203	8	2666	18
2012	EJ Manuel	387	263	10	3392	23

## All-Time 300-Yard Passing Games

536	Chris Weinke	Duke	2000
521	Chris Weinke	Clemson	2000
508	Bill Cappelman	Memphis State	1969
496	Chris Weinke	Miami	2000
482	Peter Tom Willis	Memphis State	1989
463	Thad Busby	NC State	1997
454	Danny Kanell	Virginia	1995
446	Charlie Ward	Florida	1993
443	Chris Weinke	Georgia Tech	2000
439	EJ Manuel	Boston College	2012
437	Bill Cappelman	South Carolina	1968
427	Danny Kanell	Maryland	1994
422	Peter Tom Willis	Nebraska ('90 Fiesta)	1989
421	Danny Kanell	Florida	1994
409	Gary Huff	Houston	1972
399	Thad Busby	Georgia Tech	1997
395	Christian Ponder	North Carolina	2009
395	Charlie Ward	Maryland	1992
394	Chris Rix	Colorado	2003
394	Danny Kanell	Duke	1994
390	Thad Busby	Wake Forest	1997
380	EJ Manuel	Clemson	2012
377	Drew Weatherford	Virginia	2005
375	Danny McManus	Nebraska ('88 Fiesta)	1987
374	Gary Huff	Virginia Tech	1971
372	Bill Cappelman	Tulsa	1969
369	Chris Rix	Clemson	2001
369	Kim Hammond	Mississippi State	1967
366	Gary Huff	South Carolina	1971
365	Bill Cappelman	Wake Forest	1968

362	Peter Tom Willis	South Carolina	1989
362	Kim Hammond	Penn State (Gator)	1967
359	Christian Ponder	Georgia Tech	2009
357	Eric Thomas	Auburn	1984
354	Chris Weinke	Wake Forest	1999
354	Drew Weatherford	Boston College	2007
353	Chris Weinke	Florida	2000
351	Drew Weatherford	Wake Forest	2005
351	Jimmy Black	Southern Miss	1976
351	Bill Cappelman	Houston	1968
350	Chris Rix	Maryland	2001
347	Casey Weldon	Syracuse	1991
347	Gary Huff	Arizona State (Fiesta)	1971
346	Danny Kanell	Maryland	1995
345	Chris Rix	Wake Forest	2001
342	Drew Weatherford	The Citadel	2005
342	Danny Kanell	Wake Forest	1995
341	Danny Kanell	Maryland	1993
340	Christian Ponder	Boston College	2009
339	Chris Rix	Wake Forest	2003
339	Drew Weatherford	Duke	2007
338	Chris Weinke	North Carolina	1998
338	Peter Tom Willis	Virginia Tech	1989
338	Chip Ferguson	Oklahoma State (Gator)	1985
336	Clint Trickett	Clemson	2011
336	Drew Weatherford	Troy	2006
334	Thad Busby	Ohio State ('98 Sugar)	1997
332	Chris Weinke	Miami	1999
332	Thad Busby	Clemson	1997
332	Drew Weatherford	Duke	2007
331	Charlie Ward	Florida	1992
330	Danny Kanell	Virginia	1994
329	EJ Manuel	Charleston Southern	2011
329	Chris Weinke	Virginia Tech ('00 Sugar)	1999
329	Gary Huff	Miami	1972
327	Chris Rix	Notre Dame	2003
326	EJ Manuel	Virginia Tech	2012
326	Drew Weatherford	Boston College	2006
326	Chris Rix	Virginia Tech ('02 Gator)	2001
325	Drew Weatherford	UCLA (Emerald)	2006
325	Casey Weldon	Florida	1990
325	Gary Huff	Florida	1972
324	Christian Ponder	Jacksonville State	2009
324	Chris Weinke	Wake Forest	2000
324	Peter Tom Willis	Tulane	1989
322	Charlie Ward	Virginia	1993
322	Kelly Lowrey	East Carolina	1983
321	EJ Manuel	NC State	2011
319	Peter Tom Willis	Florida	1989
318	Chris Weinke	BYU	2000
317	Charlie Ward	Clemson	1993
316	Chris Weinke	Miami	1998
316	Thad Busby	Virginia	1996
314	Kim Hammond	Virginia Tech	1967
313	Joe Majors	Tampa	1959
312	Jimmy Jordan	LSU	1979
312	Gary Pajcic	Virginia Tech	1966
310	Danny Kanell	NC State	1995
308	Thad Busby	Maryland	1997
305	Casey Weldon	Florida	1991
304	Chris Weinke	Maryland	1999
304	Thad Busby	Clemson	1996
303	Charlie Ward	North Carolina	1993
303	Steve Tensi	Oklahoma ('65 Gator)	1964
302	Chris Rix	NC State	2001
302	Chris Weinke	Clemson	1998
302	Thad Busby	Southern Mississippi	1996
302	Danny Kanell	Georgia Tech	1995
302	Kim Hammond	Memphis State	1967
301	Peter Tom Willis	LSU	1989
300	Gary Huff	Kansas	1971

## Team Records

### Single-Game

Most Passes Attempted	68	vs. Virginia 11/2/95
Most Passes Attempted Both Teams	109	vs. Maryland 11/18/95
Most Passes Completed	40	vs. Florida, 11/26/94
Most Passes Completed Both Teams	81	vs. Maryland 11/18/95
Highest Percentage Completed	82.5 (33-40)	vs. North Carolina 10/22/09
	(Min. 20 atts.)	
Most Interceptions Thrown	7	vs. S. Carolina 11/10/84
Most Yards Gained	536	vs. Duke 10/14/00
Most Yards Gained Both Teams	895	vs. Miami 10/9/10
Touchdown Passes	7	vs. NC State 9/16/95

### Single-Season

Most Passes Attempted	526	2005
Most Passes Completed	327	1993
Highest Average Per Attempt	8.91	1989 (3,448-387)
Highest Average Per Completion	16.3	1984 (1,938-119)
Most Yards	4,608	2000
Most Yards Per Game	384.0	2000 (4,608-12)
Highest Completion Percentage	69.7	1993 (327-469)
Most TD Passes	37	1993
Highest Passing Efficiency	163.73	2000

300-Yard Passing by Player

Chris Weinke (14):

536 Yds.	Duke, 2000
521 Yds.	Clemson, 2000
496 Yds.	Miami, 2000
443 Yds.	Georgia Tech, 2000
354 Yds.	Wake Forest, 1999
353 Yds.	Florida, 2000
338 Yds.	North Carolina, 1996
332 Yds.	Miami, 1999
329 Yds.	Virginia Tech, 2000
324 Yds.	Wake Forest, 2000
318 Yds.	BYU, 2000
316 Yds.	Miami, 1998
304 Yds.	Maryland, 1999
302 Yds.	Clemson, 1998

Danny Kanell (10):

454 Yds.	Virginia, 1995
427 Yds.	Maryland, 1994
421 Yds.	Florida, 1994
394 Yds.	Duke, 1994
346 Yds.	Maryland, 1995
342 Yds.	Wake Forest, 1995
341 Yds.	Maryland, 1993
330 Yds.	Virginia, 1994
310 Yds.	NC State, 1995
302 Yds.	Georgia Tech, 1995

Thad Busby (9):

463 Yds.	NC State, 1997
399 Yds.	Georgia Tech, 1997
390 Yds.	Wake Forest, 1997
334 Yds.	Ohio State, 1998
332 Yds.	Clemson, 1997
316 Yds.	Virginia, 1996
308 Yds.	Maryland, 1997
304 Yds.	Clemson, 1996
302 Yds.	Southern Miss, 1996

Chris Rix (9):

394 Yds.	Colorado, 2003
369 Yds.	Clemson, 2001
350 Yds.	Maryland, 2001
345 Yds.	Wake Forest, 2001
339 Yds.	Wake Forest, 2003
327 Yds.	Notre Dame, 2003
326 Yds.	Virginia Tech, 2001
305 Yds.	NC State, 2001
302 Yds.	NC State, 2001

Drew Weatherford (9):

377 Yds.	Virginia, 2005
354 Yds.	Boston College, 2007
351 Yds.	Wake Forest, 2005
342 Yds.	The Citadel, 2005
339 Yds.	Duke, 2007
336 Yds.	Troy, 2006
332 Yds.	UAB, 2007
326 Yds.	Boston College, 2006
325 Yds.	UCLA, 2006

Gary Huff (7):

409 Yds.	Houston, 1972
374 Yds.	Virginia Tech, 1971
366 Yds.	South Carolina, 1971
347 Yds.	Arizona State, 1971
329 Yds.	Miami, 1972
325 Yds.	Florida, 1972
300 Yds.	Kansas, 1971

Peter Tom Willis (7):

482 Yds.	Memphis St., 1989
422 Yds.	Nebraska, 1990
362 Yds.	South Carolina, 1989
338 Yds.	Virginia Tech, 1989
324 Yds.	Tulane, 1989
319 Yds.	Florida, 1989
301 Yds.	LSU, 1989

Charlie Ward (6):

446 Yds.	Florida, 1993
395 Yds.	Maryland, 1992
331 Yds.	Florida, 1992
322 Yds.	Virginia, 1993
317 Yds.	Clemson, 1993
303 Yds.	North Carolina, 1993

EJ Manuel (5):

439	Boston College, 2012
380	Clemson, 2012
329	Charleston Southern, 2011
326	Virginia Tech, 2012
321	NC State, 2011

Bill Cappleman (5):

508 Yds.	Memphis State, 1969
437 Yds.	South Carolina, 1968
372 Yds.	Tulsa, 1969
365 Yds.	Wake Forest, 1968
351 Yds.	Houston, 1968

Kim Hammond (4):

369 Yds.	Mississippi State, 1967
362 Yds.	Penn State, 1967
314 Yds.	Virginia Tech, 1967
302 Yds.	Memphis State, 1967

Christian Ponder (4):


395 Yds.	North Carolina, 2009
359 Yds.	Georgia Tech, 2009
340 Yds.	Boston College, 2009
324 Yds.	Jacksonville State, 2009

Casey Weldon (3):

347 Yds.	Syracuse, 1991
325 Yds.	Florida, 1990
305 Yds.	Florida, 1991

Eric Thomas (1):

357 Yds.	Auburn, 1984
----------	--------------



**.860**  
Career Winning Percentage  
Danny Kanell (1992-95)

Starting QB Records (Since 1980)

By Wins

Chris Weinke	(97-00)	32-3	.914
Chris Rix	(01-04)	28-11	.718
EJ Manuel	(09-12)	24-6	.800
Christian Ponder	(07-10)	23-13	.638
Charlie Ward	(89-93)	22-2	.917
Thad Busby	(96-97)	21-2	.913
Danny Kanell	(92-95)	21-3-1	.860
Drew Weatherford	(05-07)	20-13	.606
Danny McManus	(83-87)	19-3	.864
Casey Weldon	(88-91)	16-2	.889
Rick Stockstill	(77, 79-81)	15-5	.750
Kelly Lowery	(79-83)	12-6	.667
Peter Tom Willis	(86-89)	11-2	.846
Eric Thomas	(81-85)	10-1-1	.875

By Percentage

Charlie Ward	(89-93)	22-2	.917
Chris Weinke	(97-00)	32-3-1	.914
Thad Busby	(96-97)	21-2	.913
Casey Weldon	(88-91)	16-2	.889
Eric Thomas	(81-85)	10-1-1	.875
Danny McManus	(83-87)	19-3	.864
Danny Kanell	(92-95)	21-3-1	.860
Peter Tom Willis	(86-89)	11-2	.846
EJ Manuel	(09-12)	24-6	.800
Rick Stockstill	(77, 79-81)	15-5	.750
Chris Rix	(01-04)	28-11	.718
Kelly Lowery	(79-83)	12-6	.667
Christian Ponder	(07-10)	23-13	.638
Drew Weatherford	(05-07)	20-13	.606

(minimum 10 wins)

Season Records

Most Attempts

1.	526 in 2005
2.	469 in 1993
3.	465 in 1995
4.	441 in 1994
5.	440 in 1997
6.	439 in 2006
7.	438 in 2003
8.	437 in 2009
9.	428 in 2012
10.	423 in 1999
11.	419 in 2002
12.	402 in 2004

Most Completions

1.	327 in 1993
2.	303 in 2005
3.	297 in 1995
4.	296 in 2009
5.	290 in 2000
6.	288 in 2012
7.	264 in 1994
8.	262 in 1997
9.	250 in 1999
	250 in 2010
11.	249 in 2003
12.	247 in 2011

Highest Completion Percentage

1.	69.7 in 1993
2.	67.7 in 2009
3.	67.3 in 2012
4.	64.5 in 2011
5.	63.9 in 1995
6.	63.8 in 1990
7.	62.9 in 2010
8.	61.8 in 2000
9.	60.0 in 1991
10.	59.9 in 1994

Most Times Intercepted

1.	23 in 1992
2.	21 in 1973
	21 in 1967
	21 in 1954
5.	19 in 2005
6.	18 in 1998
	18 in 1994
	18 in 1988
	18 in 1981
10.	17 in 1992
	17 in 1999

Most Yards

1.	4608 in 2000
2.	3909 in 1993
3.	3740 in 1997
4.	3709 in 2012
5.	3674 in 2005
6.	3616 in 1995
7.	3534 in 2009
8.	3505 in 2003
9.	3448 in 1989
10.	3341 in 2011

Most Yards Per Game

1.	384.0 in 2000
2.	340.0 in 1997
3.	328.7 in 1995
4.	325.8 in 1993
5.	313.5 in 1989
6.	294.0 in 1994
7.	285.3 in 2012
8.	284.4 in 1968
9.	282.6 in 2005
10.	282.1 in 1999



**14**  
Career 300-Yard Passing Games  
Chris Weinke (1997-2000)



# RUSHING RECORDS

## Longest TD Runs

1.	97 yards, Larry Key vs. Virginia Tech	1976
2.	95 yards, Sammie Smith vs. Furman	1987
3.	90 yards, Chris Thompson vs. Miami	2010
4.	88 yards, Sean Jackson vs. Wake Forest	1992
5.	87 yards, Travis Minor vs. Virginia	1997
6.	85 yards, Rock Preston vs. Duke	1995
7.	83 yards, Sammie Smith vs. East Carolina	1987
8.	83 yards, Chris Thompson vs. BYU	2010
9.	82 yards, Davy Ford vs. Clemson	2000
10.	81 yards, Greg Allen vs. Arizona State	1984
11.	81 yards, Fred Pickard vs. Virginia Tech	1957
12.	80 yards, Chris Thompson vs. Wake Forest	2012
13.	80 yards, Antone Smith vs. Duke	2006
14.	80 yards, Warrick Dunn vs. Miami	1996
15.	80 yards, Phil Spooner vs. Houston	1965
16.	78 yards, Buck Melts vs. Stetson	1964
17.	77 yards, Jessie Hester vs. Miami	1984
18.	74 yards, Bobby McKinnon vs. Memphis State	1973

## Longest Non-TD Runs

1.	84 yards, Clyde Allen vs. Maryland	1992
2.	78 yards, LeRoy Butler vs. Clemson	1988
3.	76 yards, Roy Thompson vs. Stetson	1951
4.	74 yards, Dexter Carter vs. Memphis State	1987
5.	66 yards, Greg Allen vs. Louisiana State	1981
6.	65 yards, Dennis McKinnon vs. West Virginia	1982
7.	65 yards, Wayne Giardino vs. Oklahoma ('65 Gator)	1964
8.	64 yards, Greg Jones vs. Clemson	2002
9.	64 yards, Sammie Smith vs. Miami	1987
10.	64 yards, Nelson Italiano vs. Troy State	1951
11.	63 yards, Lawrence Dawsey vs. Memphis State	1990

## Single-Game Yards

1.	Greg Allen	Western Carolina	1981	322
2.	Sammie Smith	East Carolina	1987	244
3.	Greg Allen	Arizona State	1984	223
4.	Sammie Smith	Tulane	1988	212
5.	Victor Floyd	South Carolina	1985	212
6.	Sammie Smith	Indiana (All-American)	1986	205
7.	Greg Allen	Louisiana State	1981	202
8.	Greg Allen	Louisiana State	1983	201
9.	Tony Smith	Oklahoma State	1982	201
10.	Chris Thompson	Wake Forest	2012	197
11.	Leon Washington	West Virginia	2004	195
12.	Greg Jones	Miami	2002	189
13.	Sammie Smith	Miami	1987	189
14.	Sam Platt	Memphis State	1980	188
15.	Jermaine Thomas	NC State	2009	186
16.	Warrick Dunn	Florida	1996	185
17.	Warrick Dunn	Miami	1995	184
18.	Warrick Dunn	Clemson	1995	180
19.	Warrick Dunn	Georgia Tech	1994	174
20.	Greg Jones	Virginia	2002	173
21.	Greg Allen	Louisville	1982	173

## Season Yards

1.	Warrick Dunn, 1995	166	1242
2.	Sammie Smith, 1987	172	1230
3.	Warrick Dunn, 1996	189	1180
4.	Greg Allen, 1983	200	1134
5.	Warrick Dunn, 1994	152	1026
6.	Larry Key, 1977	239	1117
7.	Mark Lyles, 1979	225	1011
8.	Leon Washington, 2004	132	988
9.	Sam Platt, 1980	224	983
10.	Amp Lee, 1991	186	977
11.	Greg Allen, 1984	133	971
12.	Lorenzo Booker, 2004	173	948
13.	Hodges Mitchell, 1972	192	944
14.	Greg Jones, 2002	161	938

## Career Yards

1.	Warrick Dunn (93-96)	575	3959
2.	Greg Allen (81-84)	624	3769
3.	Travis Minor (97-00)	664	3218
4.	Larry Key (74-77)	625	2953
5.	Sammie Smith (85-88)	411	2539
6.	Greg Jones (00-03)	480	2535
7.	Lorenzo Booker (03-06)	477	2389
8.	Antone Smith (05-08)	493	2255
9.	Mark Lyles (76-79)	515	2218
10.	Sean Jackson (90-93)	347	2133
11.	Amp Lee (89-91)	405	2092
12.	Jermaine Thomas (08-11)	379	2083
13.	Leon Washington (01-05)	369	2078
14.	Dexter Carter (86-89)	327	1788
15.	Lorenzo Booker (02-06)	354	1773

## Season Rushing Touchdowns

1.	Greg Allen, 1982	20
2.	Amp Lee, 1990	16
3.	Dayne Williams, 1987	15
4.	Antone Smith, 2008	15
5.	Warrick Dunn, 1995	13
6.	Greg Allen, 1983	13
7.	Warrick Dunn, 1996	12
8.	Pooh Bear Williams, 1995	12
9.	James Wilder Jr., 2012	11
10.	Zack Crockett, 1994	11
11.	Amp Lee, 1991	11
12.	William Floyd, 1992	9
13.	Rock Preston, 1994	9
14.	Travis Minor, 1997	9
15.	Jermaine Thomas, 2009	9
16.	Devonta Freeman, 2012	8
17.	Lonnie Pryor, 2012	8
18.	Devonta Freeman, 2011	8
19.	Greg Jones, 2002	8
20.	Dexter Carter, 1989	8
21.	Greg Allen, 1984	8
22.	Greg Allen, 1983	8
23.	Kelly Lowrey, 1983	8
24.	Mark Lyles, 1979	8
25.	Jim Mankins, 1966	8

## Career Rushing Touchdowns

1.	Greg Allen (81-84)	44
2.	Warrick Dunn (93-96)	37
3.	Amp Lee (89-91)	30
4.	Travis Minor (97-00)	28
5.	Antone Smith (05-08)	26
6.	Dayne Williams (86-88)	24
7.	Greg Jones (00-03)	23
8.	Mark Lyles (76-79)	20
9.	Jermaine Thomas (08-11)	19
10.	Lonnie Pryor (09-12)	18
11.	Rock Preston (94-96)	17
12.	Pooh Bear Williams (93, 95-96)	17
13.	Dexter Carter (86-89)	17
14.	Devonta Freeman (11-12)	16
15.	William McCray (97-01)	16
16.	William Floyd (91-93)	16
17.	Lorenzo Booker (03-06)	15
18.	Sammie Smith (86-88)	15

## True Freshman Rushing Leaders - Single Season

1.	Greg Allen (1981)	888
2.	Roosevelt Snipes (1983)	629
3.	Travis Minor (1997)	623
4.	Larry Key (1974)	602
5.	Devonta Freeman (2011)	579

## Year-By-Year Rushing Leaders

Year	Name	No	Yds	Avg	TD
1955	Lee Corso	111	431	3.9	3
1956	Bobby Renn	105	596	5.7	2
1957	Fred Pickard	86	463	5.4	2
1958	Fred Pickard	122	615	5.0	4
1959	Fred Pickard	131	481	3.7	4
1960	Bud Whitehead	81	293	3.6	2
1961	Keith Kindermann	81	385	4.8	1
1962	Gene Roberts	75	299	4.0	0
1963	Dave Snyder	107	500	4.7	3
1964	Phil Spooner	136	516	3.8	5
1965	Jim Mankins	85	326	3.8	1
1966	Bill Moremen	123	480	3.9	7
1967	Bill Moremen	94	439	4.7	5
1968	Tom Bailey	116	570	4.9	2
1969	Tom Bailey	144	630	4.4	2
1970	Tom Bailey	121	514	4.2	2
1971	Paul Magalski	106	516	4.9	3
1972	Hodges Mitchell	192	944	4.9	3
1973	Hodges Mitchell	171	669	3.9	2
1974	Larry Key	123	602	4.9	3
1975	Leon Bright	162	675	4.2	3
1976	Larry Key	144	712	4.9	4
1977	Larry Key	239	1117	4.7	3
1978	Homes Johnson	183	817	4.5	4
1979	Mark Lyles	225	1011	4.5	8
1980	Sam Platt	224	983	4.4	6
1981	Greg Allen	139	888	6.4	3
1982	Ricky Williams	134	857	6.4	3
1983	Greg Allen	200	1134	5.7	13
1984	Greg Allen	133	971	7.3	8
1985	Tony Smith	111	678	6.1	4
1986	Victor Floyd	129	654	5.1	6
1987	Sammie Smith	172	1230	7.1	7
1988	Sammie Smith	108	577	5.3	4
1989	Dexter Carter	131	684	5.2	8
1990	Amp Lee	158	825	5.2	16
1991	Amp Lee	186	877	5.3	11
1992	Tiger McMillon	116	579	5.0	3
1993	Sean Jackson	134	825	6.2	5
1994	Warrick Dunn	152	1026	6.8	8
1995	Warrick Dunn	166	1242	7.5	13
1996	Warrick Dunn	189	1180	6.2	12
1997	Travis Minor	112	623	5.6	9

1998	Travis Minor	191	857	4.9	7
1999	Travis Minor	180	815	4.5	7
2000	Travis Minor	181	923	5.1	5
2001	Greg Jones	134	713	5.3	6
2002	Greg Jones	161	938	5.8	8
2003	Greg Jones	144	618	4.3	7
2004	Leon Washington	138	951	6.9	7
2005	Lorenzo Booker	119	552	4.6	4
2006	Lorenzo Booker	143	616	4.3	4
2007	Antone Smith	192	819	4.3	3
2008	Antone Smith	177	792	4.5	15
2009	Jermaine Thomas	163	832	5.1	9
2010	Chris Thompson	134	845	6.3	6
2011	Devonta Freeman	120	579	4.8	8
2012	Chris Thompson	91	687	7.5	5

## All-Time 100-Yard Rushing Games

322	Greg Allen	W Carolina	1981
244	Sammie Smith	East Carolina	1987
223	Greg Allen	Arizona State	1984
212	Sammie Smith	Tulane	1988
212	Victor Floyd	South Carolina	1985
205	Sammie Smith	Indiana	1986
202	Greg Allen	LSU	1981
201	Tony Smith	Oklahoma State	1985
201	Greg Allen	LSU	1983
197	Chris Thompson	Wake Forest	2012
195	Leon Washington	West Virginia	2004
189	Greg Jones	Miami	2002
189	Sammie Smith	Miami	1987
188	Sam Platt	Memphis State	1980
186	Jermaine Thomas	NC State	2009
185	Warrick Dunn	Florida	1996
184	Warrick Dunn	Miami	1995
180	Warrick Dunn	Clemson	1995
176	Sammie Smith	Furman	1987
174	Warrick Dunn	Georgia Tech	1994
173	Greg Jones	Virginia	2002
173	Greg Allen	Louisville	1982
170	Larry Key	Auburn	1977
165	Greg Jones	Clemson	2002
165	Rock Preston	Notre Dame	1994
164	Leon Washington	Syracuse	2004
163	Warrick Dunn	Miami	1996
163	Warrick Dunn	Notre Dame	1994
163	Keith Ross	South Carolina	1985
162	Warrick Dunn	Wake Forest	1994
161	Buddy Strauss	Mississippi College	1949
160	Greg Jones	Clemson	2001
158	Chris Thompson	Miami	2010
158	Chris Parker	East Carolina	1988
156	Antone Smith	Kentucky	2007
157	Travis Minor	Virginia	1997
155	Mike Davison	Tulsa	1972
154	Antone Smith	Colorado	2008
154	Greg Allen	East Carolina	1983
154	Larry Key	Virginia Tech	1976
153	Leon Washington	North Carolina	2004
152	Homes Johnson	Virginia Tech	1978
152	Mike Sellers	Sai Ross State	1951
151	Roosevelt Snipes	South Carolina	1984
151	Roosevelt Snipes	UT-Chattanooga	1984
151	Mark Lyles	Florida	1979
150	Bobby Renn	Abilene Christian	1957
149	Jermaine Thomas	Wake Forest	2009
149	Art Munroe	Southern Miss	1971
148	Devonta Freeman	Maryland	2012
147	Chris Thompson	South Carolina	2010
147	Amp Lee	Florida	1990
147	Tony Smith	Tulsa	1985
146	Antone Smith	Duke	2007
146	Travis Minor	Miami	1999
146	Travis Minor	Texas A&M	1998
146	Ken MacLean	Cumberland	1948
145	Greg Allen	Louisville	1983
144	Christian Ponder	Miami	2008
143	Warrick Dunn	North Carolina	1995
143	Greg Allen	Memphis State	1984
143	Larry Key	Florida	1977
142	Travis Minor	Florida	1997
142	Dexter Carter	Miami	1989
142	Sammie Smith	Southern Miss	1987
142	Victor Floyd	Louisville	1987
142	Mark Lyles	Cincinnati	1979
142	Phil Spooner	Houston	1965
142	Keith Kinderman	Richmond	1961
141	Chris Thompson	NC State	2012
141	Bobby Fiveash	Tampa	1953
140	Ricky Williams	Louisville	1982
138	Tiger McMillon	Virginia	1992
138	Leon Bright	Utah State	1975
138	Hodges Mitchell	Virginia Tech	1972
137	Antone Smith	Rice	2006
135	Dexter Carter	Memphis State	1987
135	Greg Allen	Temple	1984
135	Ricky Williams	Notre Dame	1981
135	Homes Johnson	Syracuse	1978
134	Lonnie Pryor	Northern Illinois (13 Orange)	2012
134	Leon Washington	Florida	2002

133	Preston Parker	Maryland	2007
133	Jeff Chaney	Maryland	1998
133	Warrick Dunn	Clemson	1994
133	Greg Allen	Kansas	1984
133	Fred Pickard	Tennessee	1958
133	Roy Thompson	Wofford	1951
132	Tony Smith	Kansas	1985
132	Mark Lyles	South Carolina	1979
132	Buddy Strauss	Wofford	1950
131	Warrick Dunn	Virginia	1996
131	Hodges Mitchell	Mississippi State	1972
131	Tom Bailey	Mississippi State	1969
130	Jermaine Thomas	Georgia Tech	2008
130	Lorenzo Booker	Duke	2004
130	Travis Minor	Virginia	1998
130	Sam Platt	East Carolina	1980
130	Hodges Mitchell	Kansas	1972
130	Bobby Renn	Furman	1958
130	Mike Sellers	Howard	1950
129	Travis Minor	NC State	2000
128	Travis Minor	North Carolina	1997
127	Travis Minor	Florida	1998
127	Chris Parker	Louisiana Tech	1988
127	Larry Key	Oklahoma State	1977
126	Rock Preston	Duke	1995
126	Larry Green	Memphis State	1967
125	Greg Allen	Cincinnati	1983
125	Phil Spooner	Oklahoma	1965
124	Warrick Dunn	Duke	1995
124	Larry Key	Memphis State	1974
124	Bobby Renn	Villanova	1956
123	Chris Thompson	BYU	2010
123	Lorenzo Booker	Virginia	2004
123	Zack Crockett	Maryland	1994
123	Sam Platt	Pittsburgh	1980
123	Michael Whiting	Florida	1979
123	Larry Key	Alabama	1974
122	Jermaine Thomas	Virginia	2010
122	Nick Maddox	Georgia Tech	2002
122	Nick Maddox	Wake Forest	2002
122	Travis Minor	Georgia Tech	1999
122	Warrick Dunn	NC State	1994
122	Amp Lee	Michigan	1991
122	Wyatt Parrish	Troy State	1949
121	Jermaine Thomas	West Virginia	2009
121	Leon Washington	NC State	2003
121	Warrick Dunn	Georgia Tech	1996
121	Warrick Dunn	Florida	1995
121	Warrick Dunn	North Carolina	1994
121	Roosevelt Snipes	Cincinnati	1983
120	Greg Jones	Virginia Tech	2001
120	Travis Minor	Louisville	2000

Team Records - Offense

Single-Game			
Most Rushes	81	vs. East Carolina	9/20/80
Most Rushes, Both Teams	120	vs. Oklahoma	9/25/76
Most Yards	479	vs. W Carolina	10/31/81
Most Yards, Both Teams	706	vs. Louisville	11/13/82
Most Touchdowns	8	vs. Charleston Southern	9/10/11

Single-Season		
Most Yards	3,021	1984
Most Yards Per Game	274.6	1984 (3,021-11)
Highest Average Per Play	5.8	1995 (2,696-420)
Most Touchdowns	40	2012

120	Larry Key	Kansas State	1977
119	Jermaine Thomas	Clemson	2009
119	Sean Jackson	South Carolina	1990
119	Sean Jackson	Texas A&M	1990
119	Dexter Carter	Virginia Tech	1988
119	Sammie Smith	Louisville	1987
119	Bobby Renn	Furman	1956
118	Dexter Carter	So Mississippi	1989
118	Mark Lyles	Louisville	1979
117	Hodges Mitchell	South Carolina	1972
117	Larry Brinkley	Virginia Tech	1963
116	Sean Jackson	Wake Forest	1993
116	Sammie Smith	Florida	1987
116	Sammie Smith	Florida	1986
115	Lorenzo Booker	Rice	2006
115	Sammie Smith	Auburn	1989
115	Victor Floyd	South Carolina	1986
115	Greg Allen	Tulane	1983
114	Antone Smith	Miami	2007
114	Tony Smith	Western Carolina	1985
114	Cletis Jones	Kansas	1984
114	Tom Bailey	Miami	1970
113	Greg Jones	Iowa State	2002
113	Greg Allen	East Carolina	1984
113	Sam Platt	Tulsa	1980
113	Paul Magalski	Tulsa	1971
113	Tom Bailey	South Carolina	1969
113	Tom Bailey	Virginia Tech	1969
113	Bill Gunter	South Carolina	1967
112	Lorenzo Booker	Clemson	2005
112	Travis Minor	North Carolina	2000
112	Warrick Dunn	Wake Forest	1995
112	Amp Lee	Tulane	1991
112	Amp Lee	LSU	1991
112	Sean Jackson	Georgia Southern	1990
111	Charlie Ward	Maryland	1992
111	Dexter Carter	Florida	1987
111	Sammie Smith	Tulane	1987
111	Greg Allen	Tulane	1984
111	Cletis Jones	UT-Chattanooga	1984
111	Paul Magalski	South Carolina	1969
111	Jim Mankins	Texas Tech	1966
111	Buck Melts	VMI	1953
111	Wyatt Parrish	Cumberland	1948
110	Amp Lee	Auburn	1989
110	Victor Floyd	Louisville	1986
110	Ricky Williams	Florida	1982
110	Larry Key	Memphis State	1977
110	Mike Sellers	Randolph-Macon	1950
110	Nelson Italiano	Newberry College	1950
109	Devonta Freeman	Duke	2011
109	Warrick Dunn	Maryland	1996
109	Sammie Smith	Florida	1988
109	Roosevelt Snipes	Louisville	1983
109	Greg Allen	Miami	1981
109	Ricky Williams	Boston College	1980
109	Stan Dobosz	Furman	1952
108	Ty Jones	NC State	2010
108	Warrick Dunn	NC State	1996
108	Roosevelt Snipes	Florida	1984
108	Sam Platt	Virginia Tech	1980
108	Jeff Leggett	Auburn	1976
108	Lee Corso	NC State	1956
108	Mike Sellers	Tampa	1950
107	Ty Jones	Samford	2010
107	Greg Jones	Virginia	2001
107	Sean Jackson	Duke	1993
107	Amp Lee	Virginia Tech	1991
107	Sam Platt	Louisville	1980
107	Lee Corso	Villanova	1955
106	James Wilder Jr.	Murray State	2012
106	Greg Jones	Maryland	2002
106	Amp Lee	Syracuse	1991
106	Roosevelt Snipes	South Carolina	1983
106	Michael Whiting	Western Carolina	1981
105	Larry Key	Clemson	1975
105	Leon Bright	Miami	1974
105	Tom Bailey	Wake Forest	1968
105	Fred Pickard	Virginia Tech	1957
104	Devonta Freeman	Duke	2012
104	Leon Washington	UAB	2004
104	Warrick Dunn	Maryland	1994
104	Greg Allen	Ohio State	1982
104	Larry Key	Houston	1975
104	Paul Magalski	Pittsburgh	1971
104	Paul Magalski	Tulsa	1971
104	Lee Corso	Ohio University	1956
104	Bobby Renn	Auburn	1956

103	Chris Thompson	Clemson	2012
103	Clyde Allen	Maryland	1992
103	Keith Ross	Western Carolina	1985
103	Roosevelt Snipes	Auburn	1984
103	Art Munroe	Mississippi State	1969
103	Jim Mankins	Texas Tech	1966
103	Billy Odom	The Citadel	1955
102	E.J. Manuel	Clemson	2012
102	Travis Minor	Clemson	2000
102	Travis Minor	Wake Forest	1998
102	Amp Lee	East Carolina	1990
102	Jessie Hester	Miami	1984
102	Leon Bright	Texas Tech	1975
102	Hodges Mitchell	Colorado State	1972
101	Lorenzo Booker	West Virginia	2004
101	Greg Jones	Georgia Tech	2001
101	Khalid Abdullah	Wake Forest	1995
101	Warrick Dunn	NC State	1995
101	Sean Jackson	Nebraska	1993
101	Sean Jackson	NC State	1992
101	Hodges Mitchell	San Diego State	1973
101	Dave Snyder	Furman	1963
101	Keith Kinderman	Georgia	1961
101	Wyatt Parrish	Tampa	1949
100	Devonta Freeman	Maryland	2011
100	Travis Minor	Clemson	1999
100	Warrick Dunn	Central Florida	1995
100	Roosevelt Snipes	Auburn	1983
100	Mark Lyles	Pittsburgh	1978
100	Mark Lyles	Florida	1978
100	Mike Davison	Mississippi State	1972
100	Fred Pickard	Tampa	1957
100	Fred Pickard	Georgia	1959
100	Bobby Fiveash	Abilene Christian	1953

Individual Records

Most Rushes	
Game:	34, Travis Minor vs. Texas A&M, Aug. 28, 1998
Season:	239, Larry Key, 1977
Career:	664, Travis Minor, 1997-2000

Most Yards Gained (Season)	
By a Freshman:	888, Greg Allen, 1981
By a Sophomore:	1,230, Sammie Smith, 1987
By a Junior:	1,242, Warrick Dunn, 1995
By a Senior:	1,180, Warrick Dunn, 1996

Consecutive 100-Yard Games	
Career:	6, Warrick Dunn, 1995

Most Games Gaining 200 Yards	
Season:	2, Greg Allen, 1981
Career:	4, Greg Allen, 1981-84

Most Games Gaining 300 Yards	
Season:	1, Greg Allen, 1981
Career:	1, Greg Allen, 1981

Highest Average Per Rush	
Game:	(Min. 10 atts.) - 15.0 (12-180), Warrick Dunn vs. Clemson, Sept. 9, 1995; (Min. 20 atts.) - 10.1 (22-223), Greg Allen vs. Arizona State, Nov. 4, 1984
Season:	(Min. 100 atts.) - 7.5 (166-1,242), Warrick Dunn, 1995
Career:	(Min. 200 atts.) - 6.9 (575-3,959), Warrick Dunn, 1993-96

Most Touchdowns Rushing	
Game:	4, Antone Smith vs. Miami, Oct. 4, 2008 4, Greg Allen vs. South Carolina, Nov. 6, 1982 and vs. Louisville, Nov. 13, 1982
Season:	20, Greg Allen, 1982
Career:	44, Greg Allen, 1981-84

Longest Rush	
Game:	97, Larry Key vs. Virginia Tech, Nov. 11, 1976

Most All-Purpose Yardage	
Game:	417, Greg Allen vs. Western Carolina, Oct. 31, 1981
Season:	1,605, Greg Allen, 1982
Career:	5,321, Warrick Dunn, 1993-96



664

Rushes in a Career  
Travis Minor (1997-2000)

2013 PREVIEW  
2013 SEMINOLES  
2012 SEASON IN REVIEW  
THIS IS FSU  
HONORS  
SEMINOLES IN THE PROS  
RECORDS  
FSU ADMINISTRATION



100-Yard Rushing Games by Player

Warrick Dunn (21):

185 Yds.	Florida, 1996
184 Yds.	Miami, 1995
180 Yds.	Clemson, 1995
174 Yds.	Georgia Tech, 1994
163 Yds.	Miami, 1996
163 Yds.	Notre Dame, 1994
162 Yds.	Wake Forest, 1994
143 Yds.	North Carolina, 1995
133 Yds.	Clemson, 1994
131 Yds.	Virginia, 1996
124 Yds.	Duke, 1995
122 Yds.	NC State, 1994
121 Yds.	Georgia Tech, 1996
121 Yds.	Florida, 1995
121 Yds.	North Carolina, 1994
112 Yds.	Wake Forest, 1995
109 Yds.	Maryland, 1996
108 Yds.	NC State, 1996
104 Yds.	Maryland, 1994
101 Yds.	NC State, 1995
100 Yds.	Central Florida, 1995

Greg Allen (16):

322 Yds.	Western Carolina, 1981
223 Yds.	Arizona State, 1984
202 Yds.	LSU, 1981
201 Yds.	LSU, 1983
173 Yds.	Louisville, 1982
154 Yds.	East Carolina, 1983
145 Yds.	Louisville, 1983
143 Yds.	Memphis State, 1984
135 Yds.	Temple, 1984
133 Yds.	Kansas, 1984
125 Yds.	Cincinnati, 1983
115 Yds.	Tulane, 1983
113 Yds.	East Carolina, 1984
111 Yds.	Tulane, 1984
109 Yds.	Miami, 1981
104 Yds.	Ohio State, 1982

Travis Minor (14):

157 Yds.	Virginia, 1997
146 Yds.	Miami, 1999
146 Yds.	Texas A&M, 1998
142 Yds.	Florida, 1997
130 Yds.	Virginia, 1998
129 Yds.	NC State, 2000
128 Yds.	North Carolina, 1997
127 Yds.	Florida, 1998
122 Yds.	Georgia Tech, 1999
120 Yds.	Louisville, 2000
112 Yds.	North Carolina, 2000
102 Yds.	Clemson, 2000
102 Yds.	Wake Forest, 1998
100 Yds.	Clemson, 1999

Sammie Smith (12):

244 Yds.	East Carolina, 1987
212 Yds.	Tulane, 1988
205 Yds.	Indiana, 1986
189 Yds.	Miami, 1987
176 Yds.	Furman, 1987
142 Yds.	Southern Miss, 1987
119 Yds.	Louisville, 1987
116 Yds.	Florida, 1987
116 Yds.	Florida, 1986
115 Yds.	Auburn, 1989
111 Yds.	Tulane, 1987
109 Yds.	Florida, 1988

Larry Key (10):

170 Yds.	Auburn, 1977
154 Yds.	Virginia Tech, 1976
143 Yds.	Florida, 1977
127 Yds.	Oklahoma State, 1977
124 Yds.	Memphis State, 1974
123 Yds.	Alabama, 1974
120 Yds.	Kansas State, 1977
110 Yds.	Memphis State, 1977
105 Yds.	Clemson, 1975
104 Yds.	Houston, 1975

Greg Jones (9):

189 Yds.	Miami, 2002
173 Yds.	Virginia, 2002
165 Yds.	Clemson, 2002
160 Yds.	Clemson, 2001
120 Yds.	Virginia Tech, 2000
113 Yds.	Iowa State, 2002
107 Yds.	Virginia, 2001
106 Yds.	Maryland, 2002
101 Yds.	Georgia Tech, 2001

Roosevelt Snipes (8):

151 Yds.	South Carolina, 1984
151 Yds.	UT-Chattanooga, 1984
121 Yds.	Cincinnati, 1983
109 Yds.	Louisville, 1983
108 Yds.	Florida, 1984
106 Yds.	South Carolina, 1983
103 Yds.	Auburn, 1984
100 Yds.	Auburn, 1983

Amp Lee (8):

147 Yds.	Florida, 1990
122 Yds.	Michigan, 1991
112 Yds.	Tulane, 1991
112 Yds.	LSU, 1991
110 Yds.	Auburn, 1989
107 Yds.	Georgia Tech, 1991
106 Yds.	Syracuse, 1991
102 Yds.	East Carolina, 1990

Mark Lyles (6):

151 Yds.	Florida, 1979
142 Yds.	Cincinnati, 1979
132 Yds.	South Carolina, 1979
118 Yds.	Louisville, 1979
100 Yds.	Pittsburgh, 1978
100 Yds.	Florida, 1978

Sam Platt (6):

188 Yds.	Memphis State, 1980
130 Yds.	East Carolina, 1980
123 Yds.	Pittsburgh, 1980
113 Yds.	Tulsa, 1980
108 Yds.	Virginia Tech, 1980
107 Yds.	Louisville, 1980

Leon Washington (6):

195 Yds.	West Virginia, 2004
164 Yds.	Syracuse, 2004
153 Yds.	North Carolina, 2004
134 Yds.	Florida, 2002
121 Yds.	NC State, 2003
104 Yds.	UAB, 2004

Jermaine Thomas (6):

186 Yds.	NC State, 2009
149 Yds.	Wake Forest, 2009
130 Yds.	Georgia Tech, 2008
122 Yds.	Virginia, 2010
121 Yds.	West Virginia, 2009
119 Yds.	Clemson, 2009

Chris Thompson (6):

197 Yds.	Wake Forest, 2012
158 Yds.	Miami, 2010
147 Yds.	South Carolina, 2010
141 Yds.	NC State, 2012
123 Yds.	BYU, 2010
103 Yds.	Clemson, 2012

Lorenzo Booker (5):

130 Yds.	Duke, 2004
123 Yds.	Virginia, 2004
115 Yds.	Rice, 2006
112 Yds.	Clemson, 2005
101 Yds.	West Virginia, 2004

Bobby Renn (5):

150 Yds.	Abilene Christian, 1957
130 Yds.	Furman, 1958
124 Yds.	Villanova, 1956
119 Yds.	Furman, 1956
104 Yds.	Auburn, 1956

Antone Smith (5):

156 Yds.	Kentucky, 2007
154 Yds.	Colorado, 2008
146 Yds.	Duke, 2007
137 Yds.	Rice, 2006
114 Yds.	Miami, 2007

Devonta Freeman (4):

148 Yds.	Maryland, 2012
109 Yds.	Duke, 2011
104 Yds.	Duke, 2012
100 Yds.	Maryland, 2011



Career 100-Yard Rushing Games  
Warrick Dunn (1993-96)

Season Records

First Downs Rushing

1.	152 in 1987
2.	149 in 1993
3.	146 in 1984
4.	145 in 2012
5.	143 in 2002
6.	140 in 1983
7.	137 in 1980
8.	135 in 1991
9.	122 in 1992
10.	120 in 2010

Most Yards Rushing

1.	3021 in 1984
2.	2995 in 1987
3.	2882 in 2012
4.	2667 in 1993
5.	2618 in 2002
6.	2552 in 1983
7.	2451 in 1995
8.	2400 in 2010
9.	2393 in 1994
10.	2369 in 1985

Most Rushing Plays

1.	603 in 1980
2.	571 in 1984
3.	562 in 2002
4.	530 in 1987
5.	519 in 1975
6.	518 in 1983
7.	515 in 1998
8.	515 in 1953
9.	513 in 2012
10.	507 in 1991
	507 in 1979

Most Yards Rushing Per Game

1.	274.6 in 1984
2.	272.3 in 1987
3.	259.5 in 1991
4.	229.3 in 1983
5.	225.9 in 1950
6.	222.8 in 1995
7.	222.3 in 1993
8.	219.4 in 1949
9.	215.4 in 1985
10.	214.2 in 1953

Rushing Yards Per Play

1.	5.80 in 1995
2.	5.69 in 1985
3.	5.67 in 1993
4.	5.65 in 1987
5.	5.62 in 2012
6.	5.29 in 1984
7.	5.06 in 1990
8.	5.00 in 1994
	5.00 in 1988
10.	4.95 in 1949



Rushing Yards vs. Western Carolina, 1981  
Greg Allen

322

2013 PREVIEW  
SEMINOLES  
2013 COACHING STAFF  
2012 SEASON IN REVIEW  
THIS IS FSU  
HONORS  
SEMINOLES IN THE PROS  
RECORDS  
ADMINISTRATION

RECEIVING RECORDS

Single-Game Receptions

1.	Ron Sellers	South Carolina	1968	16
2.	Ron Sellers	Wake Forest	1968	14
	Ron Sellers	Houston	1968	14
	Ron Sellers	Penn State (Gator)	1967	14
5.	Lawrence Dawsey	Miami	1990	13
	Kent Gaydos	Houston	1969	13
	Ron Sellers	Memphis State	1968	13
	Ron Sellers	Alabama	1967	13
	Ron Sellers	Virginia Tech	1966	13
	Fred Biletnikoff	Oklahoma ('65 Gator)	1964	13

Season Receptions

1.	Ron Sellers, 1968	86
2.	Kez McCorvey, 1993	74
3.	Peter Warrick, 1999	71
	Andre Cooper, 1995	71
5.	Ron Sellers, 1967	70
6.	Barry Smith, 1972	69
7.	Anquan Boldin, 2002	65
	Lawrence Dawsey, 1990	65
9.	Snoop Minnis, 2000	63
10.	Preston Parker, 2007	62
	Rhett Dawson, 1971	62
12.	Peter Warrick, 1998	61
	Rod Owens, 2009	61
14.	E.G. Green, 1995	60
	Bert Reed, 2009	60
16.	Kez McCorvey, 1994	59
17.	Bert Reed, 2010	58
18.	Rashad Greene, 2012	57
	Fred Biletnikoff, 1964	57
20.	Ron Sellers, 1966	56

Career Receptions

1.	Ron Sellers (66-68)	212
2.	Peter Warrick (96-99)	207
3.	Kez McCorvey (91-94)	189
4.	Bert Reed (08-11)	170
5.	E.G. Green (94-97)	166
6.	Greg Carr (05-08)	148
7.	Chris Davis (03-06)	137
8.	Mike Shumann (73-75, 77)	134
9.	De'Cody Fagg (04-07)	132
	Andre Cooper (93-96)	132
	Warrick Dunn (93-96)	132
12.	Lawrence Dawsey (87-90)	128
	Rhett Dawson (69-71)	128
14.	Craphonso Thorpe (01-04)	123
15.	Barry Smith (70-72)	119
16.	Anquan Boldin (99-02)	118
17.	Snoop Minnis (97-00)	115
18.	Lorenzo Booker (02-06)	114
19.	Taiwan Easterling (08-10)	108
20.	Jessie Hester (81-84)	107

Single Game Receiving Yards

1.	Ron Sellers	Wake Forest	1968	260
2.	Ron Sellers	South Carolina	1968	259
3.	Peter Warrick	Clemson	1997	249
4.	Ron Sellers	Virginia Tech	1967	229
5.	Ron Sellers	Memphis State	1968	218
6.	Craphonso Thorpe	Notre Dame	2003	217
7.	Ron Sellers	Houston	1968	214
8.	Kez McCorvey	Duke	1994	207
9.	Craphonso Thorpe	Colorado	2003	205
10.	Rod Owens	North Carolina	2009	199
11.	Javon Walker	Virginia Tech	2001	195
12.	Fred Biletnikoff	Oklahoma ('65 Gator)	1964	192
13.	Peter Warrick	Miami	1998	190
14.	Snoop Minnis	Florida	2000	187
15.	E.G. Green	NC State	1997	184
16.	Andre Cooper	Maryland	1995	182
	Fred Biletnikoff	Virginia Tech	1964	182
18.	Chauncey Stovall	Florida	2004	181
19.	Anquan Boldin	Notre Dame	2002	175
20.	Jackie Flowers	Louisiana State	1979	174

Season - Catches Per Game

	Games	Catches	PG
1.	Ron Sellers, 1968	10	8.60
2.	Peter Warrick, 1999	9	7.89
3.	Ron Sellers, 1967	10	7.00
4.	Andre Cooper, 1995	11	6.46
5.	Barry Smith, 1972	11	6.27
6.	Kez McCorvey, 1993	12	6.17
7.	Lawrence Dawsey, 1990	11	6.5
8.	Kez McCorvey, 1994	10	5.90
9.	Fred Biletnikoff, 1964	10	5.70
10.	Rhett Dawson, 1971	11	5.64
11.	Ron Sellers, 1966	10	5.60
12.	E.G. Green, 1995	11	5.46
13.	Snoop Minnis, 2000	12	5.25
14.	Peter Warrick, 1998	12	6.1
15.	E.G. Green, 1997	11	5.4
	Rhett Dawson, 1970	11	5.4

Career — Catches Per Game

	Games	Catches	PG	
1.	Ron Sellers (66-68)	30	212	7.07
2.	Peter Warrick (96-99)	43	207	4.81
3.	Kez McCorvey (91-94)	45	189	4.20
4.	Rashad Greene (11-12)	23	95	4.13
5.	Rhett Dawson (69-71)	32	128	4.00
6.	Tamarick Vanover (92-93)	22	87	3.96
7.	E.G. Green (94-97)	44	166	3.77
8.	Barry Smith (70-72)	33	122	3.70
9.	Bert Reed (08-11)	49	170	3.47
10.	Andre Cooper (93-96)	39	132	3.39
11.	De'Cody Fagg (04-07)	40	132	3.30
12.	Anquan Boldin (00-02)	37	118	3.19
13.	Preston Parker (06-08)	33	104	3.15
14.	Mike Shumann (73-75, 77)	44	134	3.05
15.	Hassan Jones (82-85)	33	98	2.97
16.	Greg Carr (05-08)	50	148	2.96
17.	Warrick Dunn (93-96)	45	132	2.93
18.	Lawrence Dawsey (87-90)	44	128	2.91
18.	Chris Davis (03-06)	51	137	2.74
20.	Craphonso Thorpe (01-04)	48	123	2.56

Season Receiving Yards

1.	Ron Sellers, 1968	1496
2.	Snoop Minnis, 2000	1340
3.	Barry Smith, 1972	1243
4.	Peter Warrick, 1998	1232
5.	Ron Sellers, 1967	1228
6.	E.G. Green, 1997	1059
7.	Anquan Boldin, 2002	1011
8.	E.G. Green, 1995	1007
9.	Andre Cooper, 1995	1002
10.	Lawrence Dawsey, 1990	999
11.	Craphonso Thorpe, 2003	994
12.	Fred Biletnikoff, 1964	987
13.	Kez McCorvey, 1993	966
14.	Rhett Dawson, 1970	946
15.	Javon Walker, 2001	944
16.	Peter Warrick, 1999	934
17.	Peter Warrick, 1997	884
18.	Ron Sellers, 1966	874
19.	Kez McCorvey, 1994	870

Career Receiving Yards

1.	Ron Sellers (66-68)	3598
2.	Peter Warrick (96-99)	3517
3.	E.G. Green (94-97)	2920
4.	Kez McCorvey (91-94)	2660
5.	Greg Carr (05-08)	2574
6.	Barry Smith (70-72)	2392
7.	Mike Shumann (73-75, 77)	2306
8.	Craphonso Thorpe (01-04)	2153
9.	Lawrence Dawsey (87-90)	2129
10.	Jessie Hester (81-84)	2100
11.	Snoop Minnis (97-00)	2098
12.	Bert Reed (08-11)	2022
13.	Rhett Dawson (69-71)	1915
14.	Chris Davis (03-06)	1842
15.	Andre Cooper (93-96)	1810
16.	Anquan Boldin (99-02)	1790
17.	Hassan Jones (82-85)	1764
18.	Jackie Flowers (76-79)	1697
19.	De'Cody Fagg (04-07)	1651
20.	Talman Gardner (98-02)	1595

Season TD Catches

1.	Andre Cooper, 1995	15
2.	Anquan Boldin, 2002	13
	Barry Smith, 1972	13
4.	Greg Carr, 2006	12
	Peter Warrick, 1998	12
	Ron Sellers, 1968	12
7.	Craphonso Thorpe, 2003	11
	Talman Gardner, 2001	11
	Snoop Minnis, 2000	11
	E.G. Green, 1997	11
	Fred Biletnikoff, 1964	11
12.	Atreus Bell, 2000	10
	E.G. Green, 1995	10
14.	Greg Carr, 2005	9
	Lawrence Dawsey, 1988	9
	Jessie Hester, 1984	9
17.	Talman Gardner, 2002	8
	Peter Warrick, 1999	8
	Peter Warrick, 1997	8
	Terry Anthony, 1989	8
	Terry Anthony, 1988	8
	Ron Sellers, 1967	8

Career TD Catches

1.	Peter Warrick (96-99)	31
2.	E.G. Green (94-97)	29
	Greg Carr (05-08)	29
4.	Barry Smith (70-72)	25
5.	Andre Cooper (93-96)	24
6.	Ron Sellers (66-68)	23
7.	Anquan Boldin (99-02)	21
	Jessie Hester (81-84)	21

9.	Lawrence Dawsey (87-90)	20
10.	Talman Gardner (99-02)	19
11.	Craphonso Thorpe (01-04)	18
12.	Snoop Minnis (99-00)	17
	Terry Anthony (86-89)	17
	Hassan Jones (82-85)	17
15.	Kez McCorvey (91-94)	16
	Mike Shumann (73-75, 77)	16
	Fred Biletnikoff (62-64)	16
18.	Atreus Bell (98-01)	15
	Jackie Flowers (76-79)	15
20.	Rashad Greene (11-12)	13

Consecutive Games Catching a Pass

Career: 39, Rodney Smith, 2009-12

Highest Average Per Reception

Game: (Min. 5 rec.) - 34.6 (173-5), Ron Sellers vs. Maryland, Sept. 21, 1968

Season: (Min. 30 rec.) - 21.7 (738-34), Hassan Jones, 1985

Career: (Min. 70 rec.) - 20.1 (2,392-119), Barry Smith, 1970-72

Most TD Passes Caught

Game: 5, Ron Sellers vs. Wake Forest, Nov. 23, 1968

Season: 15, Andre Cooper, 1995

Career: 31, Peter Warrick, 1996-99

Most Yards Gained Per Game

Season: 149.6, Ron Sellers, 1968

Career: 119.9, Ron Sellers, 1966-68

Most 100-Yard Receiving Games

Season: 8, Barry Smith, 1972

Career: 18, Ron Sellers, 1966-68

Most 200-Yard Receiving Games

Season: 4, Ron Sellers, 1968

Career: 5, Ron Sellers, 1966-68

Longest Touchdown Receptions

1.	98 yards, Chris Weinke to Snoop Minnis vs. Clemson, 2000
	98 yards, Christian Ponder to Rod Owens vs. North Carolina, 2009
3.	96 yards, Kurt Unglaub to Jimmy Jordan vs. Virginia Tech, 1976
4.	95 yards, Rudy Thomas to Jimmy Black vs. Southern Miss, 1976
5.	93 yards, Chip Ferguson to Lawrence Dawsey vs. Southern Miss, 1988
6.	91 yards, Jimmy Black to Kurt Unglaub vs. N Texas State, 1976
7.	88 yards, Gary Huff to Barry Smith vs. Kansas, 1971
	88 yards, Casey Weldon to Amp Lee vs. Tulane, 1989
9.	86 yards, Gary Pajcic to Ron Sellers vs. Wake Forest, 1966
	86 yards, Charlie Ward to Tamarick Vanover vs. Virginia, 1993
11.	84 yards, Chris Weinke to Ron Dugans vs. Duke, 1999
12.	83 yards, Blair Williams to Dennis McKinnon vs. South Carolina, 1982
13.	82 yards, Gary Pajcic to Ron Sellers vs. Maryland, 1968

Year-By-Year Receiving Leaders

Year	Name	No	Yards	TD
1955	Tom Feamster	18	258	1
1956	Joe Holt	16	140	3
	Ron Schomburger	16	140	0
1957	Bob Nellums	21	217	2
1958	Jack Espenship	18	200	1
1959	Bud Whitehead	31	320	2
1960	Bud Whitehead	23	212	1
1961	Jim Daniel	10	113	0
	Tom Hillabrand	10	66	0
1962	Keith Kindermann	21	275	2
1963	Fred Biletnikoff	24	358	4
1964	Fred Biletnikoff	57	987	11
1965	Max Weltstein	24	365	3
1966	Ron Sellers	56	874	3
1967	Ron Sellers	70	1228	8
1968	Ron Sellers	86	1496	12
1969	Jim Tyson	49	720	4
1970	Rhett Dawson	54	946	5
1971	Rhett Dawson	62	817	7
1972	Barry Smith	69	1243	13
1973	Mike Shumann	21	280	2
1974	Mike Shumann	43	515	3
1975	Mike Shumann	38	730	5
1976	Ed Beckman	37	521	3
1977	Roger Overby	38	626	5
1978	Jackie Flowers	43	757	7
1979	Jackie Flowers	37	622	7
1980	Michael Whiting	25	203	0
1981	Michael Whiting	29	211	2
1982	Tony Johnson	30	500	2
1983	Jessie Hester	31	576	6
	Weegie Thompson	31	502	3
1984	Jessie Hester	42	832	9
1985	Hassan Jones	34	738	5
1986	Herb Gainer	27	441	5
1987	Herb Gainer	30	478	6
1988	Terry Anthony	32	550	8
1989	Lawrence Dawsey	38	683	4
1990	Lawrence Dawsey	65	999	7
1991	Shannon Baker	30	451	4
1992	Tamarick Vanover	42	581	4



RECEIVING RECORDS

1993	Kez McCorvey	74	966	6
1994	Kez McCorvey	59	870	4
1995	Andre Cooper	71	1002	15
1996	E.G. Green	34	662	7
1997	E.G. Green	54	1059	11
1998	Peter Warrick	61	1232	12
1999	Peter Warrick	71	934	8
2000	Snoop Minnis	63	1340	11
2001	Javon Walker	45	944	7
2002	Anquan Boldin	65	1011	13
2003	Craphonso Thorpe	51	994	11
2004	Chauncey Stovall	53	780	6
2005	Chris Davis	51	666	5
2006	Chris Davis	49	684	4
2007	Preston Parker	62	791	3
2008	Preston Parker	40	372	2
2009	Rod Owens	61	729	3
2010	Bert Reed	58	614	2
2011	Rashad Greene	38	596	7
2012	Rashad Greene	57	741	6

All-Time 100-Yard Receiving Games

260	Ron Sellers	Wake Forest	1968
259	Ron Sellers	South Carolina	1968
249	Peter Warrick	Clemson	1997
229	Ron Sellers	Virginia Tech	1967
218	Ron Sellers	Memphis State	1968
217	Craphonso Thorpe	Notre Dame	2003
214	Ron Sellers	Houston	1968
207	Kez McCorvey	Duke	1994
205	Craphonso Thorpe	Colorado	2003
199	Rod Owens	North Carolina	2009
195	Javon Walker	Virginia Tech	2001
192	Fred Biletnikoff	Oklahoma	1965
190	Peter Warrick	Miami	1998
187	Snoop Minnis	Florida	2000
184	E.G. Green	NC State	1997
182	Andre Cooper	Maryland	1995
182	Fred Biletnikoff	Virginia Tech	1964
181	Chauncey Stovall	Florida	2004
176	E.G. Green	Ohio State	1998
175	Anquan Boldin	Notre Dame	2002
174	Jackie Flowers	LSU	1979
173	Ron Sellers	Maryland	1968
172	Lawrence Dawsey	Florida	1990
170	Fred Biletnikoff	Southern Miss	1964
169	E.G. Green	Virginia	1995
167	Jim Tyson	Mississippi State	1969
166	E.G. Green	Georgia Tech	1997
166	E.G. Green	Maryland	1995
166	Tony Johnson	Southern Miss	1982
165	Jackie Flowers	Houston	1978
165	Barry Smith	Mississippi State	1972
165	Ron Sellers	Alabama	1967
165	Fred Biletnikoff	Miami	1964
163	Rashad Greene	Wake Forest	2011
163	Peter Warrick	Virginia Tech	2000
163	Snoop Minnis	Clemson	2000
162	Javon Walker	Clemson	2001
161	Rhett Dawson	Virginia Tech	1971
160	Lawrence Dawsey	Miami	1990
160	Ron Sellers	Wyoming	1966
158	Barry Smith	Florida	1972
158	Ron Sellers	Mississippi State	1967
156	E.G. Green	Clemson	1996
156	Jessie Hester	South Carolina	1984
155	Andre Cooper	Duke	1995
154	Willie Haulstead	North Carolina	2010
154	Lonnie Johnson	Tulane	1991
154	Jessie Hester	South Carolina	1984
153	Barry Smith	vs. Kansas	1972
153	Ron Sellers	Florida	1967
152	Barry Smith	Kansas	1971
151	E.G. Green	Virginia	1997
151	Rhett Dawson	Clemson	1970
149	Ron Sellers	Mississippi State	1968
148	Herb Gainer	Oklahoma State	1985
147	Ron Sellers	Texas Tech	1967
146	Atreus Bell	Miami	2000
146	Barry Smith	Virginia Tech	1972
146	Ron Sellers	Texas A&M	1967
145	Snoop Minnis	Miami	2000
145	E.G. Green	Florida	1997
145	Sam Platt	Navy	1978
145	Ron Sellers	Penn State	1967
143	Jessie Hester	Auburn	1984
143	Barry Smith	Arizona State	1971
142	Peter Warrick	Georgia Tech	1999
141	Ron Dugans	Duke	1999
141	Lawrence Dawsey	Cincinnati	1990
140	Greg Carr	NC State	2007
140	Talman Gardner	Maryland	2001
140	Warrick Dunn	Florida	1993
140	Ronald Lewis	Georgia Southern	1988
140	Rhett Dawson	Virginia Tech	1971
139	Shannon Baker	Syracuse	1991
138	Chauncey Stovall	Duke	2004
138	Kez McCorvey	Notre Dame	1993
138	Jessie Hester	East Carolina	1982

138	Ron Sellers	Virginia Tech	1966
137	Atreus Bell	Oklahoma	2001
137	Snoop Minnis	BYU	2000
137	Warrick Dunn	Southern Mississippi	1996
137	Lawrence Dawsey	Virginia Tech	1990
136	Roger Overby	Cincinnati	1977
136	Ron Sellers	Wake Forest	1966
135	Ron Dugans	Tennessee	1998
134	De'Cody Fagg	Duke	2007
134	Peter Warrick	Maryland	1999
134	Peter Warrick	Duke	1997
134	Jackie Flowers	Cincinnati	1978
133	Lawrence Dawsey	Memphis State	1990
132	Chris Davis	Maryland	2006
132	Snoop Minnis	North Carolina	2000
132	Kevin Knox	Virginia Tech	1991
131	Chauncey Stovall	Clemson	2003
131	Snoop Minnis	Virginia	2000
131	Rhett Dawson	Virginia Tech	1970
130	Talman Gardner	Louisville	2002
130	Peter Warrick	NC State	1998
130	Mike Shumann	Iowa State	1975
129	Greg Carr	Wake Forest	2005
129	Tamarick Vanover	Virginia	1993
129	Mike Shumann	Virginia Tech	1975
129	Gary Parris	Houston	1972
128	Herb Gainer	Texas Tech	1987
128	Kurt Unglaub	North Texas	1976
127	Kez McCorvey	Florida	1994
127	Barry Smith	Houston	1972
127	Jim Tyson	Tulsa	1969
126	E.G. Green	Wake Forest	1996
126	Matt Frier	Florida	1993
126	Terry Anthony	Florida	1989
126	Jessie Hester	Tulane	1983
126	Kent Gaydos	Houston	1969
125	Rashad Greene	Virginia Tech	2012
125	Kenny Shaw	Boston College	2012
125	Chris Davis	The Citadel	2005
125	Peter Warrick	North Carolina	1998
125	Barry Smith	Tulsa	1971
125	Harry Bringger	Mississippi College	1950
124	Javon Walker	Virginia	2001
124	Roger Overby	Florida	1977
123	Peter Warrick	Virginia	1998
123	Kevin Knox	Florida	1992
123	Harry Bringger	Mississippi College	1950
122	Snoop Minnis	Wake Forest	2000
122	E.G. Green	NC State	1995
122	OMar Ellison	Duke	1994
122	Wayne Messam	Maryland	1994
122	Kez McCorvey	Maryland	1993
121	Rodney Smith	Clemson	2010
121	Javon Walker	NC State	2001
121	Peter Warrick	Clemson	1999
121	Peter Warrick	Louisiana Tech	1999
120	Laveranes Coles	North Carolina	1998
120	E.G. Green	Wake Forest	1997
120	Hassan Jones	Florida	1985
119	P.K. Sam	Colorado	2003
119	Peter Warrick	Florida	1998
119	Don Pederson	Memphis State	1969
118	Rodney Smith	Clemson	2011
118	E.G. Green	Maryland	1997
118	Bill Cox	Maryland	1966
117	Lorenzo Booker	UCLA	2006
117	Jessie Hester	Tenn-Chattanooga	1984
117	Jackie Flowers	Memphis State	1979
117	Ron Sellers	Florida	1966
116	Andre Cooper	Virginia	1995
116	Ronald Lewis	South Carolina	1989
116	Jessie Hester	Miami	1984
116	Jackie Flowers	Mississippi State	1978
115	Talman Gardner	Clemson	2001
115	Ron Sellers	Houston	1966
114	Bert Reed	USF	2009
114	Melvin Pearsall	Wake Forest	1997
114	Andre Cooper	NC State	1995
114	Bruce LaSane	South Carolina	1988
114	Mike Barnes	Virginia Tech	1976
114	Fred Biletnikoff	Georgia	1964
113	Preston Parker	Wake Forest	2007
113	De'Cody Fagg	The Citadel	2005
113	P.K. Sam	Maryland	2003
113	Phillip Bryant	Kansas	1985
113	Dennis McKinnon	Louisville	1980
113	Ed Beckman	Florida	1976
112	Rodney Smith	Duke	2012
112	Taiwan Easterling	Wake Forest	2010
112	Peter Warrick	USC	1998
112	Kurt Unglaub	Virginia Tech	1976
112	Jim Tyson	Virginia Tech	1968
111	De'Cody Fagg	Boston College	2007
111	Javon Walker	Wake Forest	2001
111	Atreus Bell	Clemson	2000
111	Bruce LaSane	Memphis State	1989
111	Mike Shumann	Florida	1977
111	Kent Gaydos	Memphis State	1969
110	Anquan Boldin	Duke	2002

109	Talman Gardner	Maryland	2002
109	Javon Walker	Clemson	2000
109	Lawrence Dawsey	Southern Miss	1988
108	Rodney Smith	Boston College	2012
108	Greg Carr	Wake Forest	2007
108	Anquan Boldin	Miami	2000
108	Mike Shumann	Kansas State	1977
108	Barry Smith	Pittsburgh	1972
108	Barry Smith	Miami	1972
108	Rhett Dawson	Arizona State	1971
108	Don Floyd	Houston	1964
108	Ron Schombruger	VMI	1954
107	Greg Carr	Alabama	2007
107	Greg Carr	Rice	2006
107	Kez McCorvey	Virginia	1994
107	Kez McCorvey	Kansas	1993
107	Tamarick Vanover	Maryland	1992
107	Lawrence Dawsey	Penn State	1990
107	Lawrence Dawsey	Tulane	1989
107	Ronald Lewis	Memphis State	1987
107	Hassan Jones	Kansas	1985
107	Dennis McKinnon	Ohio State	1981
107	Hardis Johnson	Florida	1980
106	Bert Reed	Boston College	2009
106	Peter Warrick	Texas A&M	1998
106	Ronald Lewis	Nebraska	1990
106	Lawrence Dawsey	Clemson	1989
106	Terry Anthony	Louisiana Tech	1988
106	Bill Moremen	Penn State	1967
105	Richard Goodman	Boston College	2009
105	Preston Parker	Kentucky	2007
105	Lorenzo Booker	NC State	2006
105	Andre Cooper	Wake Forest	1994
105	Tamarick Vanover	NC State	1992
105	Rhett Dawson	Memphis State	1970
104	Bert Reed	Virginia	2011
104	Taiwan Easterling	Georgia Tech	2009
104	Greg Carr	The Citadel	2005
104	Craphonso Thorpe	Virginia	2003
104	Anquan Boldin	North Carolina	2002
104	Atreus Bell	Clemson	2001
104	Javon Walker	UAB	2001
104	Jessie Hester	Arizona State	1984
104	Barry Smith	South Carolina	1972
104	Gary Parris	Houston	1971
104	Fred Biletnikoff	Kentucky	1964
104	Tom Feamster	Louisville	1954
103	Robert Morgan	Maryland	2000
103	Peter Warrick	North Carolina	1999
103	E.G. Green	Duke	1995
103	Andre Cooper	Georgia Tech	1995
103	Hassan Jones	Western Carolina	1985
103	Jessie Hester	Auburn	1984
103	Jim Thompson	East Carolina	1983
103	Rhett Dawson	Pittsburgh	1971
103	Gary Parris	Florida	1970
103	Tony Romeo	Georgia	1958
102	Christian Green	Wake Forest	2011
102	Dominic Robinson	Florida	2003
102	Andre Cooper	Virginia	1996
102	Herb Gainer	Wichita State	1986
101	Anquan Boldin	Florida	2002
101	Terry Anthony	LSU	1989
101	Hassan Jones	Auburn	1984
101	Jessie Hester	South Carolina	1982
101	Barry Smith	Pittsburgh	1972
101	Kent Gaydos	Arizona State	1971
101	Ron Sellers	South Carolina	1967
100	Greg Carr	Virginia Tech	2008
100	Greg Carr	Duke	2006
100	Chris Davis	Boston College	2006
100	Willie Reid	Virginia	2005
100	Anquan Boldin	Georgia Tech	2000
100	Shannon Baker	Middle Tenn State	1991
100	Jackie Flowers	Virginia Tech	1979
100	Bill Cox	Syracuse	1966
100	Fred Biletnikoff	NC State	1964

2013 PREVIEW SEMINOLES  
 2013 SEMINOLES  
 COACHING STAFF  
 2012 SEASON IN REVIEW  
 THIS IS FSU  
 HONORS  
 SEMINOLES IN THE PROS  
 RECORDS  
 ADMINISTRATION

100-Yard Receiving Games by Player

Ron Sellers (19):

260 Yds.	Wake Forest, 1968
259 Yds.	South Carolina, 1968
229 Yds.	Virginia Tech, 1967
218 Yds.	Memphis State, 1968
214 Yds.	Houston, 1968
173 Yds.	Maryland, 1968
165 Yds.	Alabama, 1967
160 Yds.	Wyoming, 1966
158 Yds.	Mississippi State, 1967
153 Yds.	Florida, 1967
149 Yds.	Mississippi State, 1968
147 Yds.	Texas Tech, 1967
146 Yds.	Texas A&M, 1967
145 Yds.	Penn State, 1967
138 Yds.	Virginia Tech, 1966
136 Yds.	Wake Forest, 1966
117 Yds.	Florida, 1966
115 Yds.	Houston, 1966
101 Yds.	South Carolina, 1967

Peter Warrick (15):

249 Yds.	Clemson, 1997
190 Yds.	Miami, 1998
164 Yds.	Virginia Tech, 2000
142 Yds.	Georgia Tech, 1999
134 Yds.	Maryland, 1999
134 Yds.	Duke, 1997
130 Yds.	NC State, 1998
125 Yds.	North Carolina, 1998
123 Yds.	Virginia, 1998
121 Yds.	Clemson, 1999
121 Yds.	Louisiana Tech, 1999
119 Yds.	Florida, 1998
112 Yds.	USC, 1998
106 Yds.	Texas A&M, 1998
103 Yds.	North Carolina, 1999

E.G. Green (13):

184 Yds.	NC State, 1997
176 Yds.	Ohio State, 1998
169 Yds.	Virginia, 1995
166 Yds.	Georgia Tech, 1997
166 Yds.	Maryland, 1995
156 Yds.	Clemson, 1996
151 Yds.	Virginia, 1997
145 Yds.	Florida, 1997
126 Yds.	Wake Forest, 1996
122 Yds.	NC State, 1995
120 Yds.	Wake Forest, 1997
118 Yds.	Maryland, 1997
103 Yds.	Duke, 1995

Barry Smith (11):

165 Yds.	Mississippi State, 1972
158 Yds.	Florida, 1972
153 Yds.	Kansas, 1972
146 Yds.	Virginia Tech, 1972
143 Yds.	Arizona State, 1971
127 Yds.	Houston, 1972
125 Yds.	Tulsa, 1971
108 Yds.	Pittsburgh, 1972
108 Yds.	Miami, 1972
104 Yds.	South Carolina, 1972
101 Yds.	Pittsburgh, 1972

Lawrence Dawsey (9):

172 Yds.	Florida, 1990
160 Yds.	Miami, 1990
141 Yds.	Cincinnati, 1990
137 Yds.	Virginia Tech, 1990
133 Yds.	Memphis State, 1990
109 Yds.	Southern Miss, 1988
107 Yds.	Penn State, 1990
107 Yds.	Tulane, 1989
106 Yds.	Clemson, 1989

Jessie Hester (9):

156 Yds.	South Carolina, 1984
154 Yds.	South Carolina, 1984
143 Yds.	Auburn, 1984
138 Yds.	East Carolina, 1982
126 Yds.	Tulane, 1983
117 Yds.	UT-Chattanooga, 1984
116 Yds.	Miami, 1984
103 Yds.	Auburn, 1984
101 Yds.	South Carolina, 1982

Greg Carr (8):

140 Yds.	NC State, 2007
129 Yds.	Wake Forest, 2005
108 Yds.	Wake Forest, 2007
107 Yds.	Alabama, 2007
107 Yds.	Rice, 2006
104 Yds.	Citadel, 2005
100 yds.	Virginia Tech, 2008
100 Yds.	Duke, 2006

Fred Biletnikoff (7):

192 Yds.	Oklahoma, 1965
182 Yds.	Virginia Tech, 1964
170 Yds.	Southern Miss, 1964
165 Yds.	Miami, 1964
114 Yds.	Georgia, 1964
104 Yds.	Kentucky, 1964
100 Yds.	NC State, 1964

Andre Cooper (7):

182 Yds.	Maryland, 1995
155 Yds.	Duke, 1995
116 Yds.	Virginia, 1995
114 Yds.	NC State, 1995
105 Yds.	Wake Forest, 1994
103 Yds.	Georgia Tech, 1995
102 Yds.	Virginia, 1996

Snoo Minnis (7):

187 Yds.	Florida, 2000
163 Yds.	Clemson, 2000
145 Yds.	Miami, 2000
137 Yds.	BYU, 2000
132 Yds.	North Carolina, 2000
131 Yds.	Virginia, 2000
122 Yds.	Wake Forest, 2000

Anquan Boldin (6):

175 Yds.	Notre Dame, 2002
110 Yds.	Duke, 2002
108 Yds.	Miami, 2001
104 Yds.	North Carolina, 2002
101 Yds.	Florida, 2002
100 Yds.	Georgia Tech, 2001

Jackie Flowers (6):

174 Yds.	LSU, 1979
165 Yds.	Houston, 1978
134 Yds.	Cincinnati, 1978
117 Yds.	Memphis State, 1979
116 Yds.	Mississippi State, 1978
100 Yds.	Virginia Tech, 1979

Kez McCorvey (6):

207 Yds.	Duke, 1994
138 Yds.	Notre Dame, 1993
127 Yds.	Florida, 1994
122 Yds.	Maryland, 1993
107 Yds.	Virginia, 1994
107 Yds.	Kansas, 1993



184

Receiving Yards vs. N.C. State, 1997  
E.G. Green



15

Career 100-Yard Receiving Games  
Peter Warrick (1996-99)



Individual Records

Single-Game Total Offense		
	Year	Yards
1. Chris Weinke	Duke 2000	527
2. Chris Weinke	Clemson 2000	509
3. Charlie Ward	Maryland 1992	506
4. Chris Weinke	Miami 2000	496
5. Bill Cappelman	Memphis State 1969	490
6. EJ Manuel	Clemson 2012	482
7. Charlie Ward	Florida 1993	475
8. Peter Tom Willis	Memphis State 1989	452
9. EJ Manuel	Boston College 2012	444
Danny Kanell	Virginia 1995	444
11. Chris Weinke	Florida 2000	443
12. Chris Weinke	Georgia Tech 2000	441
13. Thad Busby	NC State 1997	433
14. Bill Cappelman	South Carolina 1968	431
15. Danny Kanell	Florida 1994	427
Danny Kanell	Maryland 1994	427
17. Chris Rix	Clemson 2001	416
18. Peter Tom Willis	Nebraska (Fiesta Bowl) 1990	414
19. Chris Rix	Colorado 2003	411
20. Christian Ponder	North Carolina 2009	409

Season Total Offense		
	Year	Yards
1. Chris Weinke, 2000	461	4070
2. EJ Manuel, 2012	490	3702
3. Charlie Ward, 1993	445	3371
4. Thad Busby, 1997	447	3301
5. Chris Rix, 2003	466	3237
6. Drew Weatherford, 2005	536	3180
7. Charlie Ward, 1992	465	3151
8. Chris Rix, 2001	385	3123
9. Peter Tom Willis, 1989	377	3004
10. Chris Weinke, 1999	408	2994
11. Danny Kanell, 1995	421	2916
12. Christian Ponder, 2009	402	2896
13. EJ Manuel, 2011	421	2817
14. Gary Huff, 1972	429	2770
15. Danny Kanell, 1994	407	2654
16. Gary Huff, 1971	386	2653
17. Casey Weldon, 1991	351	2497
18. Christian Ponder, 2008	296	2429
19. Bill Cappelman, 1968	349	2342
20. Chris Weinke, 1998	333	2319

Career Total Offense		
	Year	Yards
1. Chris Weinke (97-00)	1217	9473
2. Chris Rix (01-04)	1348	9213
3. EJ Manuel (09-12)	1195	8563
4. Christian Ponder (07-10)	1264	7705
5. Drew Weatherford (05-08)	1319	7604
6. Charlie Ward (89-93)	931	6636
7. Danny Kanell (92-95)	906	6176
8. Gary Huff (70-72)	921	6086
9. Thad Busby (94-97)	824	5883
10. Casey Weldon (88-91)	617	4643
11. Bill Cappelman (67-69)	777	4499
12. Peter Tom Willis (86-89)	546	4107
13. Warrick Dunn (93-96)	680	4057
14. Jimmy Jordan (76-79)	678	3793
15. Greg Allen (81-84)	624	3769
16. Chip Ferguson (85-88)	578	3746
17. Wally Woodham (75, 77-79)	573	3531
18. Kelly Lowrey (80-83)	450	3429
19. Danny McManus (83-87)	493	3387
20. Steve Tensi (62-64)	525	3296

Year-By-Year Total Offense				
Year	Name	Plays	Yards	TD
1955	Len Swantic	116	595	6
1956	Lee Corso	147	725	8
1957	Bobby Renn	148	680	6
1958	Fred Pickard	122	602	4
1959	Joe Majors	227	1141	10
1960	Ed Trancygler	152	695	9
1961	Eddie Feely	181	722	7
1962	Eddie Feely	165	982	7
1963	Steve Tensi	169	852	9
1964	Steve Tensi	215	1635	15
1965	Ed Pritchett	325	1455	7
1966	Gary Paicic	290	1735	9
1967	Kim Hammond	297	2074	17
1968	Bill Cappelman	349	2342	26
1969	Bill Cappelman	417	2135	14
1970	Tommy Warren	259	1713	12
1971	Gary Huff	386	2653	24
1972	Gary Huff	429	2770	26
1973	Billy Sexton	168	765	4
1974	Ron Coppess	215	909	3
1975	Clyde Walker	241	1424	11
1976	Jimmy Black	308	1836	11
1977	Wally Woodham	195	1263	13
1978	Jimmy Jordan	224	1330	15
1979	Jimmy Jordan	202	1107	13
1980	Rick Stockstill	272	1282	17
1981	Rick Stockstill	292	1247	11
1982	Kelly Lowrey	253	1670	15
1983	Kelly Lowrey	279	1686	20

1984	Eric Thomas	239	1277	14
1985	Chip Ferguson	161	976	13
1986	Danny McManus	126	903	9
1987	Danny McManus	276	1950	15
1988	Chip Ferguson	212	1706	16
1989	Peter Tom Willis	377	3004	22
1990	Casey Weldon	211	1621	12
1991	Casey Weldon	351	2497	22
1992	Charlie Ward	465	3151	28
1993	Charlie Ward	445	3371	31
1994	Danny Kanell	407	2654	18
1995	Danny Kanell	421	2916	32
1996	Thad Busby	296	1830	17
1997	Thad Busby	447	3301	27
1998	Chris Weinke	333	2319	19
1999	Chris Weinke	408	2994	25
2000	Chris Weinke	461	4070	34
2001	Chris Rix	385	3123	27
2002	Chris Rix	311	1973	16
2003	Chris Rix	466	3224	28
2004	Wyatt Sexton	243	1567	8
2005	Drew Weatherford	536	3180	21
2006	Drew Weatherford	375	2140	13
2007	Drew Weatherford	380	2049	12
2008	Christian Ponder	296	2429	18
2009	Christian Ponder	402	2896	16
2010	Christian Ponder	399	2224	24
2011	EJ Manuel	421	2817	22
2012	EJ Manuel	490	3702	27

Longest TD Plays

- 100 yards, Keith Ross/Dexter Carter vs. Miami, 1986 (lateral on KO return)
- 100 yards, Deion Sanders vs. Tulsa, 1985 (INT return)
- 100 yards, Leon Bright vs. Virginia Tech, 1974 (KO return)
- 100 yards, Bill Moremen/T.K. Wetherell vs. Kentucky, 1965 (lateral on KO return)
- 99 yards, Fred Biletnikoff vs. Miami, 1963 (INT return)
- 99 yards, Ted Hewitt vs. Stetson, 1948 (INT return)
- 98 yards, Chris Weinke to Snoop Minnis vs. Clemson, 2000
- 98 yards, Christian Ponder to Rod Owens vs. North Carolina, 2009
- 97 yards, Leon Washington vs. Clemson, 2002 (KO return)
- 97 yards, Billy Allen vs. Louisiana State, 1981 (KO return)
- 97-yard run, Larry Key vs. Virginia Tech, 1976
- 96 yards, Tamarick Vanover vs. Wake Forest, 1992 (KO return)
- 96-yard pass, Jimmy Jordan to Kurt Unglaub vs. Virginia Tech, 1976
- 96 yards, David Snell vs. Virginia Tech, 1970 (KO return)
- 95-yard run, Sammie Smith vs. Furman, 1987
- 95 yards, Billy Allen vs. West Virginia (Gator), 1982 (KO return)
- 95 yards, Greg Allen vs. Western Carolina, 1981 (KO return)
- 95-yard pass, Jimmy Black to Rudy Thomas vs. Southern Miss, 1976
- 94 yards, Tamarick Vanover vs. Miami, 1992 (KO return)
- 94 yards, Leon Fowler vs. Duke, 1992 (INT return)
- 94 yards, Bill Moremen/T.K. Wetherell vs. Miami, 1966 (lateral on KO return)

Most Plays

Game: 67, Danny Kanell vs. Virginia, Nov. 2, 1995  
 Season: 536, Drew Weatherford, 2005  
 Career: 1348, Chris Rix, 2001-04

Most Yards Gained

Game: 527, Chris Weinke vs. Duke, Oct. 14, 2000  
 Season: 4,070, Chris Weinke, 2000  
 Career: 9,473, Chris Weinke, 1997-00

Most TDs Responsible For

Game: 6, Gary Huff vs. South Carolina, Oct. 23, 1971;  
 Peter Tom Willis vs. Memphis State, Nov. 18, 1989;  
 Chris Weinke vs. Maryland, Nov. 13, 1999  
 Season: 34, Chris Weinke, 2000  
 Career: 80, Chris Weinke, 1997-00

Team Records

Single-Game		
Most Plays	100	vs. East Carolina 9/20/80
Most Plays, Both Teams	173	vs. San Diego State 10/27/73
Most Yards Gained	858	vs. Maryland 11/7/92
Most Yards Gained, Both Teams	1,294	vs. Maryland 11/7/92
Most Touchdowns	11	vs. NC State 9/16/95

Single-Season

Most Yards Per Game	551.5 (6.067-11)	1995
Highest Average Per Play	7.1	2000
Most Yards	6,591	2012
Most Touchdowns	72	1995

First Downs

Most First Downs	40	vs. Maryland 11/7/92
Most First Downs, Both Teams	67	vs. Maryland 11/7/92
Most Rushing First Downs	24	vs. East Carolina 9/20/80
Most Rushing First Downs, Both Teams	32	vs. Auburn 10/23/76 vs. Memphis 11/18/89
Most Passing First Downs	23	vs. Wake Forest 11/15/97 vs. Memphis 11/18/89
Most Passing First Downs, Both Teams	39	vs. Maryland 11/18/95
Most Penalty First Downs	5	vs. Miami 10/28/89 vs. Florida 12/2/89
Most Penalty First Downs, Both Teams	13	vs. Miami 10/28/89

Season Records

<b>Most Points</b>	6. 5478 in 2009	<b>First Downs Penalty</b>
1. 550 in 2012	7. 5401 in 1991	1. 30 in 2000
2. 532 in 1995	8. 5361 in 1987	30 in 1997
3. 518 in 1993	9. 5338 in 2010	3. 29 in 2003
4. 509 in 2000	10. 5314 in 1994	4. 26 in 2002
5. 450 in 1987		26 in 1989
6. 439 in 2010		6. 22 in 1999
7. 442 in 1988		7. 21 in 2008
8. 439 in 1991		8. 20 in 2011
9. 437 in 1997		20 in 2010
437 in 1997		20 in 2005
		20 in 1975
		20 in 1973
<b>Total Offense Per Game</b>		<b>First Downs Passing</b>
1. 548.0 in 1993		1. 184 in 1993
2. 551.5 in 1995		2. 180 in 2000
3. 549.0 in 2000		3. 164 in 1995
4. 487.4 in 1987		4. 163 in 2012
5. 470.8 in 2012		5. 157 in 1989
6. 465.8 in 1982		6. 156 in 2005
7. 483.1 in 1994		7. 151 in 1997
8. 461.8 in 1992		8. 147 in 1999
9. 452.1 in 1997		9. 146 in 2009
10. 451.4 in 1989		10. 143 in 1994
<b>Total Plays</b>		
1. 981 in 2002		
2. 941 in 2012		
3. 939 in 1993		
4. 924 in 2000		
5. 907 in 2003		
6. 902 in 2005		
7. 897 in 2010		
8. 897 in 1991		
9. 885 in 1995		
10. 872 in 1998		
<b>Total Offense</b>		
1. 6591 in 2012		
2. 6588 in 2000		
3. 6576 in 1993		
4. 6067 in 1995		
5. 5573 in 2002		



6,591

Yards In Total Offense  
2012 Season

2013 PREVIEW SEMINOLES  
 2013 COACHING STAFF  
 2012 SEASON IN REVIEW  
 THIS IS FSU  
 HONORS  
 SEMINOLES IN THE PROS  
 RECORDS  
 ADMINISTRATION

Individual Records

TACKLES

Most Tackles

Game: 29, Dale McCullers vs. Texas A&M, Oct. 5, 1968  
 Season: 181, Aaron Carter, 1977  
 Career: 512, Aaron Carter, 1974-77

Season Tackles

Name, Year	TKLS	ASTS	TOTAL
1. Aaron Carter, 1977	82	99	181
2. Dale McCullers, 1967	108	72	180
3. Reggie Herring, 1980	92	78	170
4. Dale McCullers, 1968	102	61	163
5. Henry Taylor, 1984	80	79	159
6. Jimmy Heggins, 1977	67	90	157
7. Paul McGowan, 1987	97	53	150

Career Tackles

1. Aaron Carter (74-77)	512
2. Ron Simmons (77-80)	483
3. Reggie Herring (77-80)	452
4. Paul McGowan (84-87)	446
5. Kirk Carruthers (88-91)	435
6. Michael Boulware (00-03)	377
7. Ken Roe (80-83)	373
8. Marvin Jones (90-92)	369
9. Daryl Bush (94-97)	362
10. Kendyll Pope (00-03)	352
11. Henry Taylor (81-84)	344
12. Bradley Jennings (98-01)	341
13. Sam Cowart (93-97)	338

Most Quarterback Sacks (Since 1977)

Game: 5, Willie Jones vs. Florida, 1978; Ron Simmons vs. North Texas State, Oct. 29, 1977  
 Season: 19, Peter Boulware, 1996  
 Career: 35.5, Reinard Wilson, 1993-96

Season Quarterback Sacks

1. Peter Boulware, 1996	19
2. Andre Wadsworth, 1997	16
3. Reinard Wilson, 1996	13.5
Everette Brown, 2008	13.5
Brandon Jenkins, 2010	13.5
6. Bjoern Werner, 2012	13
Alonzo Jackson, 2002	13
8. Jamal Reynolds, 2000	12
Ron Simmons, 1977	12
10. Cornelius Carradine, 2012	11
Reinard Wilson, 1994	11
Carl Simpson, 1991	11
13. Anthony Moss, 1990	10.5
Greg Spires, 1997	10
Peter Boulware, 1995	10
Willie Jones, 1978	10
17. Brodrick Bunkley, 2005	9
Reinard Wilson, 1995	9
Carl Simpson, 1992	9
20. Shelton Thompson, 1989	8.5

Career Quarterback Sacks

1. Reinard Wilson (93-96)	35.5
2. Peter Boulware (94-96)	34
3. Ron Simmons (77-80)	25
4. Bjoern Werner (10-12)	23.5
Jamal Reynolds (97-00)	23.5
6. Alonzo Jackson (99-02)	23
Andre Wadsworth (94-97)	23
Everette Brown (06-08)	23
9. Brandon Jenkins (09-12)	22.5
10. Carl Simpson (90-92)	21.5
Anthony Moss (87-90)	21.5

Most Tackles For Loss

Game: 6, Dale McCullers vs. Memphis State, 1967  
 Season: 25, Brodrick Bunkley, 2005  
 Career: 65, Darnell Dockett, 2000-03

Season Tackles For Loss

1. Brodrick Bunkley, 2005	25
2. Darnell Dockett, 2001	22
3. Brandon Jenkins, 2010	21.5
Everette Brown, 2008	21.5
5. Corey Simon, 1999	21
6. Darnell Dockett, 2000	19
David Warren, 2000	19
Andre Wadsworth, 1997	19
9. Alonzo Jackson, 2002	18.5
10. Bjoern Werner, 2012	18
Lawrence Timmons, 2006	18
Travis Johnson, 2004	18
13. Geno Hayes, 2007	17.5
14. Darnell Dockett, 2003	17
Ron Simmons, 1979	17
16. Corey Simon, 1998	16
17. Derek Nicholson, 2008	15
Kevin Emanuel, 2002	15
Jamal Reynolds, 2000	15

Career Tackles For Loss

1. Darnell Dockett (00-03)	65
2. Everette Brown (06-08)	46.5
3. Ron Simmons (77-80)	44
Corey Simon (96-99)	44
5. Travis Johnson (01-04)	42.5
6. Kevin Emanuel (00-03)	41
7. Brandon Jenkins (09-11)	37.5
8. Brodrick Bunkley (02-05)	37
9. Bjoern Werner (10-12)	35
10. Dekoda Watson (06-09)	32.5
Alonzo Jackson (99-02)	32.5
12. Jeff Womble (00-03)	32
Jerry Johnson (96-99)	32
Paul McGowan (84-87)	32
15. Eric Moore (01-04)	30.5
16. Geno Hayes (05-07)	29.5
17. Markus White (09-10)	28.5
18. Marvin Jones (90-92)	27
19. Buster Davis (03-06)	26.5
20. Neely Moffett (05-08)	24.5

FUMBLES

Caused Fumbles

Game: 2, Several Players, latest Greg Reid vs. South Carolina (Gator), 2010  
 Season: 13, Ron Simmons, 1977  
 Career: 17, Ron Simmons, 1977-80

Fumble Recoveries

Game: 3, Ron Wallace vs. Wichita State, Sept. 20, 1969; Tom White vs. Wichita State, Sept. 20, 1969  
 Season: 6, Ron Wallace, 1969  
 Career: 8, Ron Wallace, 1968-70; Willie Jones, 1975-78; Ron Simmons, 1977-80

Single Game Total Defense

Fewest Plays	33	Savannah State	9/8/12
Fewest Yards	23	The Citadel	9/15/62
Most Yards	651	Arizona State	11/3/84

Team Records

TURNOVERS

Most Turnovers

(2 int.-10 fumbles) 12 Wichita St 9/20/69

Fumbles

Most Fumbles Caused 17 vs. Wichita St 9/20/69  
 Most Fumbles Recovered 10 vs. Wichita St 9/20/69

Rushing

Fewest Rushes	14	Miami	10/4/08
Fewest Yards	(-33)	Miami	10/4/97
		Florida	11/27/93
Most Yards	472	Nebraska	9/19/81

Passing


Fewest Passes Attempted	4	Memphis State	11/4/67
		Georgia Tech	10/4/75
		Virginia Tech	10/11/75
		Georgia Tech	11/1/08
Fewest Passes Completed	0	William & Mary	10/22/60
Lowest Percentage Completed	13.3 (2-15) (Min. 10 atts.)	Savannah State	9/8/12
Fewest Yards Passing	0	William & Mary	10/22/60
Most Yards Passing	532	Arizona State	11/3/84
Most Passes Intercepted	6	vs. Louisville	11/2/91
Most Yards on Interceptions	134	vs. Tulsa	10/19/85
Most TDs on Interceptions	2	vs. Tulsa	10/19/85
		vs. La Tech	10/22/88
		vs. Michigan	10/28/91

First Downs

Fewest First Downs	2	The Citadel	9/15/62
Fewest Rushing First Downs	0	Louisville	9/13/80
		Florida	11/27/93

Fewest Passing

First Downs 0 seven times last East Carolina 9/20/80



19

Quarterback Sacks in a Season, 1996  
 Peter Boulware



# DEFENSE RECORDS

## SINGLE SEASON

<b>Total Defense</b>		
Fewest Yards	1,811	1964
Fewest Yards Per Game	181.1	1964 (1,811-10)
Lowest Average Per Play	3.3	1964 (1,811-544)
Fewest Touchdowns	8	1980

## Scoring Defense

Fewest Points	66	1964
Fewest Points Per Game	6.6	1964 (66-10)

## First Downs

Fewest First Downs	90	1962
Fewest Rushing First Downs	38	1997
Fewest Passing First Downs	28	1958
Fewest Penalty First Downs	2	1957

## Blocked Kicks

Most Blocked Kicks	9	1982 and 1984
Most Blocked Punts	8	1984
Most Blocked Field Goals	4	1970 and 2002
Most TDs off Blocked Kicks	6	1984
Most TDs off Blocked Punts	5	1984
Most TDs off Blocked Field Goals	1	Many Years (latest 2006)

## Fumbles

Most Fumbles Caused	45	1979
Most Fumbles Recovered	26	1957

## Rushing

Fewest Yards	571	1997
Fewest Yards Per Game	51.9	1997 (571-11)
Lowest Average Per Play	1.5	1997 (571-379)
Fewest Touchdowns	2	1980

## Passing

Fewest Yards	675	1958
Fewest Yards Per Game	63.5	1975 (698-11)
Fewest Yards Per Attempt	4.7	1962 (693-148)
Fewest Yards Per Completion	10.3	1962 (693-67)
Lowest Completion %	34.1	1979 (91-267)
Fewest Touchdowns	2	1956, 1958, 1963 and 1964

Most Interceptions	25	1968 and 1991
Most Yards on Interceptions	335	1991
Most TDs on Interceptions	6	1988

## First Downs

Most First Downs	350	1993
Most Rushing First Downs	152	1987
Most Passing First Downs	184	1993
Most Penalty First Downs	30	1997, 2000

## Team Records

### SINGLE-GAME

#### First Downs

Most First Downs	40	vs. Maryland	11/7/92
Most First Downs Both Teams	67	vs. Maryland	11/7/92
Most Rushing First Downs	24	vs. East Carolina	9/20/80

#### Most Rushing First Downs

Both Teams	32	vs. Auburn	10/23/76
Most Passing First Downs	23	vs. Wake Forest	11/15/97
		vs. Memphis St	11/18/89

#### Most Passing First Downs

Both Teams	39	vs. Maryland	11/18/95
Most Penalty First Downs	5	vs. Boston College	10/13/12
		vs. Miami	10/28/89
		vs. Florida	12/2/89

#### Most Penalty First Downs

Both Teams	13	vs. Miami	10/28/89
------------	----	-----------	----------

## Individual Records

### Most Passes Intercepted

Game:	4, Mario Edwards vs. Wake Forest, Nov. 14, 1998
Consecutive Games:	5, Patrick Robinson, 2007
	5, Terrell Buckley, 1991
Season:	12, Terrell Buckley, 1991
Career:	21, Terrell Buckley, 1989-91

### Most Yards On Interceptions

Game:	109, LeRoy Butler vs. Syracuse, Oct. 7, 1989
Season:	238, Terrell Buckley, 1991
Career:	501, Terrell Buckley, 1989-91

### Most TDs On Interceptions

Game:	1, Several Players
Season:	2, Deion Sanders, 1988; Terrell Buckley, 1990 and 1991; Derrick Brooks, 1993
Career:	4, Deion Sanders, 1985-88; Terrell Buckley, 1989-91

### Longest Interception Return

Game:	100, Deion Sanders vs. Tulsa, Oct. 19, 1985
-------	---

### Season Interceptions

1.	Terrell Buckley, 1991	12
2.	Monk Bonasorte, 1979	8
	Curt Campbell, 1951	8
4.	Samari Rolle, 1997	7
	Corey Sawyer, 1992	7
	LeRoy Butler, 1989	7
7.	Patrick Robinson, 2007	6
	Tay Cody, 2000	6
	Mario Edwards, 1998	6
	Corey Sawyer, 1993	6
	Terrell Buckley, 1990	6
	Larry Harris, 1982	6
	Bobby Butler, 1979	6
	J.T. Thomas, 1970	6
	Winfred Bailey, 1964	6
	Bud Whitehead, 1959	6
	Lee Corso, 1954	6
	Tom Feamster, 1954	6
	Tommy Brown, 1952	6
	Ted Hewitt, 1949	6

### Career Interceptions

1.	Terrell Buckley (89-91)	21
2.	Monk Bonasorte (77-80)	15
3.	Deion Sanders (85-88)	14
	Lee Corso (53-56)	14
5.	Corey Sawyer (91-93)	13
6.	Tay Cody (97-00)	12
	Samari Rolle (94-97)	12
	Brian McCrary (81-84)	12
	Keith Jones (78-80)	12
	Curt Campbell (50-52)	12
11.	Eric Williams (84-87)	11
	Bobby Butler (77-80)	11
	Walt Sumner (66-68)	11
	Ted Hewitt (48-50)	11
15.	Pat Walkins (02-05)	10
	Dedrick Dodge (85-89)	10
	Bobby Jackson (74-77)	10
	J.T. Thomas (70-72)	10
19.	Tony Carter (05-08)	9
	Chris Hope (98-01)	9
	Leon Fowler (88-92)	9
	LeRoy Butler (86-89)	9
	Stan Shiver (84-88)	9
	Larry Harris (80-83)	9
	Harvey Clayton (79-82)	9
	John Crowe (66-68)	9
	Bud Whitehead (58-60)	9
	Tommy Brown (50-52)	9
	Ralph Chaudron (47-49)	9

### Longest Interception Returns


1.	100 yards, Deion Sanders vs. Tulsa, 1985 (TD)
2.	99 yards, Fred Biletnikoff vs. Miami, 1963 (TD)
	99 yards, Ted Hewitt vs. Stetson, 1958 (TD)
4.	96 yards, Nick Moody vs. Maryland, 2010 (TD)
5.	94 yards, Leon Fowler vs. Duke, 1992 (TD)
6.	90 yards, Leroy Smith vs. Notre Dame, 2003
7.	89 yards, Mike Harris vs. Florida, 2011
7.	87 yards, LeRoy Butler vs. Syracuse, 1989 (TD)
8.	86 yards, Tony Carter vs. UCLA, 2006 (TD)
	86 yards, Tom Hillabrand vs. Auburn, 1960 (TD)
10.	85 yards, John Griner vs. Tampa, 1953 (TD)
11.	83 yards, Terrell Buckley vs. Cincinnati, 1990 (TD)
12.	82 yards, Stanford Samuels vs. Georgia Tech, 2002 (TD)
13.	81 yards, Bud Whitehead vs. Wake Forest, 1959 (TD)
14.	80 yards, Abdul Howard vs. Virginia, 2001
15.	74 yards, Dale McCullers vs. Houston, 1967
16.	71 yards, Antonio Cromartie vs. Duke, 2003
	71 yards, Corey Sawyer vs. NC State, 1993
	71 yards, Terrell Buckley vs. Virginia Tech, 1991 (TD)
19.	69 yards, Howard Ehler vs. Oklahoma, 1965
20.	66 yards, Bill Dawkins vs. Wolford, 1950

# INTERCEPTION RECORDS

## Team Records

### Most Interceptions

1.	25 in 1991
	25 in 1968
3.	24 in 1982
	24 in 1949
5.	23 in 1989
	23 in 1979
7.	22 in 1999
	22 in 1997
	22 in 1985
	22 in 1972



5

Consecutive Games With An Interception, 2007  
Patrick Robinson

Individual Records

Season Scoring

Name, Year	TD	PAT	FG	PTS
1. Dustin Hopkins, 2012	0	65-66	25-30	140
2. Greg Allen, 1982	21	0-0	0-0	126
3. Sebastian Janikowski, 1998	0	42-43	27-32	123
4. Dustin Hopkins, 2010	0	53-53	22-28	119
5. Sebastian Janikowski, 1999	0	47-47	23-30	116
6. Derek Schmidt, 1987	0	47-50	23-31	116
7. Dustin Hopkins, 2011	0	44-44	22-27	110
8. Gary Cismesia, 2007	0	28-29	27-34	109
9. Graham Gano, 2008	0	33-34	24-26	105
10. Xavier Beitia, 2002	0	51-51	19-28	108
Amp Lee, 1990	18	0-0	0-0	108
12. Xavier Beitia, 2003	0	50-51	19-25	107
13. Bill Capece, 1980	0	38-38	22-30	104
14. Scott Bentley, 1996	0	52-53	16-18	100
15. Derek Schmidt, 1985	0	44-44	18-25	98
16. Dustin Hopkins, 2009	0	40-44	19-27	97
17. Antone Smith, 2008	16	0-0	0-0	96
Scott Bentley, 1995	0	67-69	9-16	96
19. Scott Bentley, 1993	0	56-64	13-20	95
20. Gary Cismesia, 2005	0	42-43	17-24	93
Derek Schmidt, 1984	0	42-42	17-24	93

Career Scoring

Name, Years	TD	PAT	CV	FG	PTS
1. Dustin Hopkins (09-12)	0	202-207	0	88-112	466
2. Derek Schmidt (84-87)	0	174-179	0	73-103	393
3. Xavier Beitia (01-04)	0	174-179	0	67-92	375
4. Scott Bentley (93-96)	0	200-217	0	42-61	326
5. Sebastian Janikowski (97-99)	0	125-130	0	66-83	323
6. Gary Cismesia (04-07)	0	113-116	0	65-83	308
7. Warrick Dunn (93-96)	49	0	0	0-0	294
8. Greg Allen (81-84)	46	0	1	0-0	278
9. Dave Cappelletti (76-79)	0	110-119	0	43-71	239
10. Amp Lee (89-91)	38	0	0	0-0	228
Peter Warrick (96-99)	38	0	0	0-0	228
12. Richie Andrews (87-90)	0	143-147	0	26-44	221
13. Travis Minor (97-00)	31	0	0	0-0	186
14. E.G. Green (94-97)	30	0	1	0-0	182
15. Greg Carr (05-08)	29	0	1	0-0	176
16. Dan Mowrey (90-94)	0	99-114	0	24-37	171
17. Barry Smith (70-72)	27	0	1	0-0	164
18. Antone Smith (05-08)	26	0	0	0-0	162
19. Grant Guthrie (67-69)	0	72-76	0	28-53	156
20. Andre Cooper (93-96)	24	0	0	0-0	144
Dayne Williams (86-88)	24	0	0	0-0	144

Year-By-Year Scoring

Year	Name	TD	PAT	CV	FG	PTS
1955	Buck Metts	4	0-0	0	0-0	24
	Len Swantic	4	0-0	0	0-0	24
1956	Bob Nellums	5	1-2	0	0-0	31
1957	Bob Nellums	5	2-3	0	0-0	32
1958	Bobby Renn	7	0-0	1	0-0	44
1959	Fred Pickard	7	0-0	1	0-0	44
1960	Ed Trancygier	3	0-0	0	0-0	18
	Bill Whitehead	3	0-0	0	0-0	18
1961	Eddie Feely	3	0-0	0	0-0	18
1962	Keith Kindermann	5	0-0	0	0-0	30
1963	Larry Brinkley	5	0-0	1	0-0	32
1964	Fred Biletnikoff	11	0-0	1	0-0	68
1965	Gene Roberts	0	10-14	0	7-12	31
1966	Jim Mankins	10	0-0	0	0-0	60
1967	Grant Guthrie	0	26-27	0	9-14	53
1968	Ron Sellers	12	0-0	0	0-0	72
1969	Grant Guthrie	0	15-17	0	11-18	48
1970	Frank Fontes	0	22-24	0	14-27	64
1971	Frank Fontes	0	30-31	0	13-24	69
1972	Barry Smith	14	0-0	1	0-0	86
1973	Ahmet Askin	0	8-9	0	4-9	20
1974	Ahmet Askin	0	14-15	0	4-14	26
1975	Larry Key	6	0-0	0	0-0	36
	Rudy Thomas	6	0-0	0	0-0	36
1976	Dave Cappelletti	0	16-20	0	9-17	43
1977	Dave Cappelletti	0	27-29	0	13-20	66
1978	Dave Cappelletti	0	39-40	0	7-12	60
1979	Dave Cappelletti	0	29-30	0	14-22	71
1980	Bill Capece	0	38-38	0	22-30	104
1981	Mike Rendina	0	25-27	0	9-15	52
1982	Greg Allen	21	0-0	0	0-0	126
1983	Greg Allen	13	0-0	1	0-0	80
1984	Derek Schmidt	0	42-42	0	17-24	93
1985	Derek Schmidt	0	44-44	0	18-25	98
1986	Derek Schmidt	0	41-42	0	15-24	86
1987	Derek Schmidt	0	47-50	0	23-31	116
1988	Richie Andrews	0	57-58	0	5-13	72
1989	Richie Andrews	0	34-35	0	8-13	58
1990	Amp Lee	18	0-0	0	0-0	108
1991	Amp Lee	14	0-0	0	0-0	84
1992	Dan Mowrey	0	51-55	0	10-18	81
1993	Scott Bentley	0	56-64	0	13-20	95
1994	Zack Crockett	11	0-0	0	0-0	66
1995	Scott Bentley	0	67-69	0	9-16	94
1996	Scott Bentley	0	52-53	0	16-18	100
1997	Sebastian Janikowski	0	37-39	0	16-21	85



466

Career Points  
Dustin Hopkins

1998	Sebastian Janikowski	0	42-43	0	27-32	123
1999	Sebastian Janikowski	0	47-47	0	23-30	116
2000	Snoop Minnis	11	0-0	0	0-0	66
	Atreus Bell	11	0-0	0	0-0	66
2001	Xavier Beitia	0	44-48	0	13-14	83
2002	Xavier Beitia	0	51-51	0	19-28	108
2003	Xavier Beitia	0	50-51	0	19-25	107
2004	Xavier Beitia	0	29-29	0	16-75	77
2005	Gary Cismesia	0	42-43	0	17-24	93
2006	Gary Cismesia	0	39-40	0	14-20	81
2007	Gary Cismesia	0	28-29	0	27-34	109
2008	Graham Gano	0	33-34	0	26-24	105
2009	Dustin Hopkins	0	40-44	0	19-27	97
2010	Dustin Hopkins	0	53-53	0	22-28	119
2011	Dustin Hopkins	0	44-44	0	22-27	110
2012	Dustin Hopkins	0	65-66	0	25-30	140

Longest Touchdown Plays

1. 100 yards	Keith Ross/Dexter Carter vs. Miami, 1986 (lateral on KO return)
	Deion Sanders vs. Tulsa, 1985 (INT return)
	Leon Bright vs. Virginia Tech, 1974 (KO return)
	Bill Moremen/T.K. Wetherell vs. Kentucky, 1965 (lateral on KO return)
5. 99 yards	Fred Biletnikoff vs. Miami, 1963 (INT return)
	Ted Hewitt vs. Stetson, 1948 (INT return)
7. 98 yards	Christian Ponder to Rod Owens vs. North Carolina, 2009
	Chris Weinke to Snoop Minnis vs. Clemson, 2000 (pass)
9. 97 yards	Leon Washington vs. Clemson, 2002 (KO return)
	Billy Allen vs. Louisiana State, 1981 (KO return)
	Larry Key vs. Virginia Tech, 1976 (run)
12. 96 yards	Nick Moody vs. Maryland, 2010 (Int. return)
	Tamarick Vanover vs. Wake Forest, 1992 (KO return)
	Jimmy Jordan to Kurt Unglaub vs. Virginia Tech, 1976 (pass)
	David Snell vs. Virginia Tech, 1970 (KO return)
16. 95 yards	Sammie Smith vs. Furman, 1987 (run)
	Billy Allen vs. West Virginia (Gator Bowl), 1982 (KO return)
	Greg Allen vs. Western Carolina, 1981 (KO return)
	Jimmy Black to Rudy Thomas vs. Southern Miss, 1976 (pass)
20. 94 yards	Tamarick Vanover vs. Miami, 1992 (KO return)
	Leon Fowler vs. Duke, 1992 (INT return)
	Bill Moremen/T.K. Wetherell vs. Miami, 1966 (lateral on KO return)

Most Points

Game:	30, Ron Sellers vs. Wake Forest, Nov. 23, 1968
Season:	140, Dustin Hopkins, 2012
Career:	466, Dustin Hopkins, 2009-12

Most Touchdowns

Game:	5, Ron Sellers vs. Wake Forest, Nov. 23, 1968
Season:	21, Greg Allen, 1982
Career:	49, Warrick Dunn, 1993-96

Team Records

Single-Game

Most Points	77	vs. NC State	9/16/95
Most Points, Both Teams	96	vs. Arizona State	11/3/84
Greatest Margin of Victory	74	vs. Whiting Field*	10/1/49
	66	vs. Murray State	9/1/12
Greatest Margin of Defeat	49	vs. Florida	12/1/73
Most Touchdowns	11	vs. NC State	9/16/95
Most Touchdowns, Both Teams	13	vs. NC State	9/16/95
		vs. East Carolina	9/3/83
		vs. Maryland	11/7/92

\*Service Team

Single-Season

Most Points	550	2012
Most Points Per Game	48.4	1995
Consecutive 50 Point Games	3	1986, 2012
Most Touchdowns	70	1993



140

Points Scored In 2012  
Dustin Hopkins



# KICKING RECORDS

## Individual Records

### Highest Percentage of PAT Made

Season: (Min. 25 att.) - 100.0 (53-53) Dustin Hopkins, 2010 and (44-44), 2011; (29-29) Xavier Bietia, 2004 and (51-51), 2002; (47-47) Sebastian Janikowski, 1999; (38-38) Bill Capece, 1980; (42-42) Derek Schmidt, 1984 and (44-44), 1985

Career: (Min. 100 att.) - 97.8 (174-178), Derek Schmidt, 1984-87

### Most Points Kicking

Game: 18, Brett Cimorelli vs. Clemson, Nov. 4, 2000; Sebastian Janikowski vs. NC State, Sept. 18, 1999; Bill Capece vs. Pittsburgh, Oct. 11, 1980

Season: 140, Dustin Hopkins, 2012

Career: 466, Dustin Hopkins, 2009-12

### Most Field Goals Attempted

Game: 8, Frank Fontes vs. Wake Forest, Sept. 26, 1970

Season: 32, Sebastian Janikowski, 1998

Career: 112, Dustin Hopkins, 2009-12

### Most Field Goals Made

Game: 5, Gary Cismesia vs. Miami, Oct. 20, 2007 and Duke, Nov. 6, 2004; Sebastian Janikowski vs. NC State, 1999 and Maryland, 1998; Bill Capece vs. Pittsburgh, Oct. 11, 1980

Consecutive: 18, Graham Gano, 2008

Season: 27, Gary Cismesia, 2007 & Sebastian Janikowski, 1998

Career: 73, Derek Schmidt, 1984-87

### Highest Percentage of FGs Made

Season: (Min. 15 atts.) - 92.3 (24-26), Graham Gano, 2008

Career: (Min. 50 atts.) - 79.5 (66-83), Sebastian Janikowski, 1997-99

### 50-Yard Field Goals

Game: 2, Dustin Hopkins (53, 50) vs. Florida, 2012; Derek Schmidt (51, 51) vs. Memphis State, 1985

Season: 5, Dustin Hopkins, 2012; Graham Gano, 2008

Consecutive: 5, Dustin Hopkins, 2012

Career: 9, Dustin Hopkins, 2009-12

### PAT Leaders By Percentage

Player, Years	PAT-A	PCT
1. Derek Schmidt, 1984-87	174-178	.97752
2. Dustin Hopkins 2009-12	202-207	.97585
3. Gary Cismesia, 2004-07	109-112	.97321
4. Richie Andrews, 1987-89	143-147	.97278
5. Xavier Bietia, 2001-04	174-179	.97206

### Field Goal Leaders By Percentage

Player, Years	FGM-A	PCT	LONG
1. Sebastian Janikowski, 1997-99	66-83	.79518	56
2. Dustin Hopkins, 2009-12	88-112	.78571	56
3. Gary Cismesia, 2004-07	65-83	.78313	60
4. Xavier Bietia, 2001-04	67-92	.72826	52
5. Derek Schmidt, 1984-87	73-104	.70192	54

### Longest Field Goals

1. 60 yards	Gary Cismesia vs. Florida, 2007
2. 56 yards	Dustin Hopkins vs. Duke, 2012 Sebastian Janikowski vs. Wake Forest, 1997
3. 55 yards	Dustin Hopkins vs. Clemson, 2010
4. 54 yards	Gary Cismesia vs. Rice, 2006 Sebastian Janikowski vs. Florida, 1999 Derek Schmidt vs. Miami, 1984
7. 53 yards	Dustin Hopkins vs. Florida, 2012 Dustin Hopkins vs. Oklahoma, 2011 Graham Gano vs. Miami, 2008 Graham Gano vs. NC State, 2008 Sebastian Janikowski vs. Clemson, 1998 Derek Schmidt vs. Florida, 1987 Derek Schmidt vs. Louisville, 1986 Grant Guthrie vs. Miami, 1969
13. 52 yards	Dustin Hopkins vs. Virginia Tech, 2010 Dustin Hopkins vs. Oklahoma, 2010 Dustin Hopkins vs. Miami, 2009 Graham Gano vs. Colorado, 2008 Graham Gano vs. Clemson, 2008 Xavier Bietia vs. Florida, 2004 Sebastian Janikowski vs. Wake Forest, 1999 Sebastian Janikowski vs. N. Carolina, 1999 Derek Schmidt vs. Arizona State, 1984 Mike Rendina vs. Ohio State, 1981
22. 51 yards	Dustin Hopkins vs. Boston College, 2012 Derek Schmidt vs. Memphis State, 1985 (twice) Derek Schmidt vs. North Carolina, 1985 Grant Guthrie vs. Virginia Tech, 1969
25. 50 yards	Dustin Hopkins vs. Florida, 2012 Graham Gano vs. Virginia Tech, 2008 Gary Cismesia vs. Virginia Tech, 2007 Bill Capece vs. Pittsburgh, 1980 Dave Cappelen vs. South Carolina, 1979

### Most PAT Attempted

Game: 11, Scott Bentley vs. NC State, Sept. 16, 1995

Season: 69, Scott Bentley, 1995

Career: 213, Scott Bentley, 1993-96

### Most PAT Made

Game: 11, Scott Bentley vs. NC State, Sept. 16, 1995

Season: 67, Scott Bentley, 1995

Career: 202, Dustin Hopkins, 2009-12

### Consecutive PAT Made

Career: 145, Dustin Hopkins, 2009-12

## Team Records

### Single-Game

Most PAT Made	11	vs. NC State	9/16/95
Most PAT Made, Both Teams	13	vs. NC State	9/16/95
Most Field Goals Made	5	vs. Miami	10/20/07
		vs. Duke	11/6/04
		vs. NC State	9/18/99
		vs. Maryland	10/3/98
		vs. Pittsburgh	10/11/80
Most Field Goals Made, Both Teams	6	vs. Miami	10/20/12
		vs. Miami	10/20/07
		vs. NC State	9/18/99
		vs. Maryland	10/3/98
		vs. Florida	12/3/83

### Single-Season

Most PAT Made	67	1995
Most Field Goals Made	27	1998, 1999, 2007

## Season Records

### XP Kicks Made

1.	67 in 1995 (of 69)
2.	65 in 2012 (of 66)
3.	59 in 2000 (of 66)
	59 in 1993 (of 68)
5.	57 in 1988 (of 58)
6.	53 in 2010 (of 53)
7.	52 in 1996 (of 53)
	52 in 1990 (of 54)
	52 in 1982 (of 53)
10.	51 in 2002 (of 51)
	51 in 1992 (of 55)

### XP Kicks Attempted

1.	69 in 1995
2.	68 in 1993
3.	66 in 2012
	66 in 2000
5.	58 in 1988
6.	55 in 1992
7.	54 in 1990
8.	53 in 2010
	53 in 1996
	53 in 1982

### Most Field Goals Made

1.	27 in 2007
	27 in 1998
3.	25 in 2012
4.	23 in 2004
	23 in 1999
	23 in 1987
7.	22 in 2011
	22 in 2010
	22 in 1980
10.	19 in 2009
	19 in 2003
	19 in 2002

### Most Field Goals Attempted

1.	34 in 2007
	34 in 2004
3.	32 in 1998
4.	31 in 1987
5.	30 in 2012
	30 in 2008
	30 in 1999
	30 in 1980
9.	28 in 2010
10.	28 in 2002

# PUNTING RECORDS

## Individual Records

### Most Punts

Game: 12, Joe Downey vs. Houston, Nov. 3, 1973;

Bill Cheshire vs. Florida, Sept. 28, 1968

Season: 81, Joe Downey, 1973

Career: 244, Rohn Stark, 1978-81

### Highest Average

Game: (Min. 5 punts) - 54.8 (329-6), Rohn Stark vs. Florida, Nov. 28, 1981

Season: (Min. 30 punts) - 47.0 (2,681-57), Shawn Powell, 2011

Career: (Min. 100 punts) - 44.2 (7,424-168), Shawn Powell, 2008-11

### Most Yards on Punts

Game: 465, Joe Downey vs. Houston, Nov. 3, 1973

Season: 3,092, Joe Downey, 1973

Career: 10,418, Rohn Stark, 1978-81

### Longest Punt

Game: 84, Tommy Brown vs. Tampa, 1950

## Team Records

### Single-Game

Most Punts	12	vs. Florida	9/28/68
		vs. Houston	11/3/73
Highest Average (Min. 5)	54.8 (329-6)	vs. Florida	11/28/81

### Single-Season

Most Punts	81	1973
Fewest Punts	35	1988 and 1993
Highest Average Per Punt	47.0	2011 (2,681-57)

## Season Records

### Most Punts

1.	81 in 1973
2.	76 in 2007
3.	74 in 2005
4.	70 in 2004
5.	72 in 2002
6.	69 in 2006
7.	66 in 1979
8.	65 in 1981
9.	63 in 1998
	63 in 1970

### Highest Punt Average

1.	47.0 in 2011
2.	45.2 in 1981
3.	45.1 in 1980
4.	44.3 in 2010
5.	43.8 in 1996

PUNT RETURN RECORDS

Individual Records

Most Punt Returns

Game:	10, David Snell vs. South Carolina, Oct. 24, 1970
Season:	40, David Snell, 1970
Career:	126, Deion Sanders, 1985-88

Most Yards on Punt Returns

Game:	159, Leon Washington vs. Wake Forest, Oct. 25, 2003
Season:	541, Willie Reid, 2005
Career:	1,429, Deion Sanders, 1985-88

Highest Average Per Punt Return

Game:	(Min. 3) - 45.7 (137-3), Bobby Jackson vs. Virginia Tech, Nov. 16, 1974
Season:	(Min. 10) - 20.1 (241-12), Phil Abraira, 1969
Career:	(Min. 25) - 15.4 (1063-69), Willie Reid, 2002-05

Most TDs on Punt Returns

Game:	2, Joe Wessel vs. Arizona State, Nov. 3, 1984
Season:	3, Joe Wessel, 1984; Willie Reid, 2005
Career:	3, Joe Wessel, 1981-84; Deion Sanders, 1985-88; Terrell Buckley, 1989-91; Willie Reid, 2002-05; Greg Reid, 2009-11

Longest Punt Returns

1.	92 yards	Phil Abraira vs. NC State, 1969 (TD)
2.	90 yards	Peter Warrick vs. Clemson, 1997 (TD)
3.	87 yards	Willie Reid vs. Penn State, 2005 (TD)
4.	83 yards	Greg Reid vs. Miami, 2011 (TD)
5.	83 yards	Willie Reid vs. Virginia Tech, 2005 (TD)
6.	80 yards	Robert Jackson vs. Virginia Tech, 1974 (TD)
7.	79 yards	Bill Odom vs. Stetson, 1954 (TD)
8.	75 yards	Dee Feaster vs. Clemson, 1996 (TD)
9.	75 yards	Delon Sanders vs. Clemson, 1988 (TD)
		Tyler Hunter vs. Duke, 2012 (TD)
		Peter Warrick vs. N. Carolina, 1999 (TD)
		Walt Sumner vs. Alabama, 1967 (TD)
		Ralph Chaudron vs. Whiting Field, 1949 (TD)*
12.	74 yards	Greg Reid vs. Samford, 2010 (TD)
		Corey Sawyer vs. N. Carolina, 1992 (TD)
14.	71 yards	David Snell vs. Louisville, 1970 (TD)
15.	70 yards	Bill Campbell vs. Wake Forest, 1965 (TD)

Team Records

Single-Game

Most Punt Returns	10	vs. South Carolina 10/24/70
Most Yards Gained	216	vs. Wake Forest 10/25/03
Most Touchdowns	2	vs. Arizona State 11/3/84

Single-Season

Most Punt Returns	54	2005
Fewest Punt Returns	14	1960
Most Yards	801	2005
Highest Average Per Punt Return	15.5	1988 (649-42)
Most Touchdowns	4	1979, 84 and 05
Lowest Average Per Punt Return	1.8	1989 (22-12)



159

Punt Return Yards vs. Wake Forest, 2003  
Leon Washington

KICK RETURN RECORDS

Individual Records

Most Kickoff Returns

Game:	7, Greg Reid vs. North Carolina, Nov. 6, 2010
Season:	35, Michael Ray Garvin, 2007
Career:	73, Keith Ross, 1985-88 & Michael Ray Garvin, 2006-08

Most Yards on Kickoff Returns

Game:	193, Greg Reid vs. North Carolina, Nov. 6, 2010
Season:	742, Greg Reid, 2010
Career:	1,721, Michael Ray Garvin, 2006-08

Highest Average Per Kickoff Return

Game:	(Min. 3) - 60.3 (181-3), Tamarick Vanover vs. Florida, Nov. 28, 1992
Season:	(Min. 10) - 30.5 (397-13), Lamarcus Joyner, 2011
Career:	(Min. 35) - 24.7 (1,553-63) Greg Reid, 2009-11

Most TDs on Kickoff Returns

Game:	1, 13 Times (latest Leon Washington vs. Clemson, 2002)
Season:	2, Tamarick Vanover, 1992
Career:	2, T.K. Wetherell, 1964-66; Eddie McMillan, 1970-72; Tamarick Vanover, 1992-93

Longest Kickoff Returns

1.	100 yards	Keith Ross/Dexter Carter vs. Miami, 1986 (TD, lateral)
		Leon Bright vs. Virginia Tech, 1974 (TD)
		Bill Moremen/T.K. Wetherell vs. Kentucky, 1965 (TD, lateral)
4.	97 yards	Leon Washington vs. Clemson, 2002 (TD)
		Laveranues Coles vs. Duke, 1998 (TD)
		Billy Allen vs. Louisiana State, 1981 (TD)
7.	96 yards	Tamarick Vanover vs. Wake Forest, 1992 (TD)
		David Snell vs. Virginia Tech, 1970 (TD)
9.	95 yards	Billy Allen vs. West Virginia (Gator Bowl), 1982 (TD)
		Greg Allen vs. Western Carolina, 1981 (TD)
11.	94 yards	Michael Ray Garvin vs. Colorado, 2008 (TD)
		Tamarick Vanover vs. Miami, 1992 (TD)
		Bill Moremen/T.K. Wetherell vs. Miami, 1966 (TD, lateral)
14.	93 yards	Larry Key vs. Texas Tech (Tangerine Bowl), 1977
		Eddie McMillan vs. Memphis State, 1970 (TD)
16.	90 yards	Lamarcus Joyner vs. Clemson, 2012
		Shannon Baker vs. Tulane, 1992 (TD)
		Eddie McMillan vs. Miami, 1971 (TD)
19.	89 yards	Bill Odom vs. Virginia Tech, 1955 (TD)

Team Records

Single-Game

Most Kickoff Returns	9	vs. Auburn 11/19/60
		vs. Miami 9/18/76
Most Yards Gained	215	vs. Florida 11/29/03
Most Touchdowns	1	17 times
		latest vs. Colorado 9/27/08

Single-Season

Most Kickoff Returns	67	2009
Fewest Kickoff Returns	15	1962 and 1964
Most Yards	1390	2009
Highest Average	30.3	1992 (819-27)
Most Touchdowns	3	1992
Lowest Average	15.7	1962 (502-32)



1,721

Career Kickoff Return Yards  
Michael Ray Garvin (2006-08)





# BLOCKED KICKS AND PUNT RECORDS

## Individual Records

### Most Blocked Kicks

Game: 2, J.T. Thomas vs. Louisville, Sept. 12, 1970;  
Joe Wessel vs. Temple, Sept. 29, 1984

Season: 5, Joe Wessel, 1984

Career: 7, B.J. Ward, 2001-04

### Most Blocked Punts

Game: 2, Dexter Jackson vs. North Carolina, Sept. 28, 1996;  
Ron Hester vs. Boston College, Oct. 18, 1980;  
Kelvin Smith vs. Southern Miss, Oct. 1987;  
Jim Arnold vs. Troy State, 1950

Season: 4, Joe Wessel, 1984

Career: 5, Bobby Butler, 1977-80

### Most Blocked Field Goals

Game: 2, B.J. Ward vs. Duke, Sept. 27, 2003; J.T. Thomas vs.  
Louisville, Sept. 12, 1970

Season: 3, B.J. Ward, 2002

Career: 7, B.J. Ward, 2001-04

### Most TDs Scored Off Blocked Kicks

Game: 2, Joe Wessel vs. Arizona State, Nov. 3, 1984

Season: 3, Joe Wessel, 1984

Career: 4, Clifton Abraham, 1991-94

### Most TDs Scored Off Blocked Punts

Game: 2, Joe Wessel vs. Arizona State, Nov. 3, 1984

Season: 3, Joe Wessel, 1984

Career: 4, Clifton Abraham, 1991-94

### Most TDs Scored Off Blocked Field Goals

Game: 1, Several Players, latest Tony Carter vs. Clemson,  
Sept. 16, 2006

Season: 1, Several Players, latest Tony Carter, 2006

Career: 1, Several Players, latest Tony Carter, 2005-08

## Team Records

### Blocked Kicks & Punts

Most Blocked Kicks 3 vs. North Carolina 9/28/96  
vs. North Carolina 11/11/95

Most Blocked Punts 2 eight times  
last vs. NC State 11/5/05

Most Blocked Field Goals 2 vs. Louisville 9/12/70

Most TDs off Blocked Kicks 2 vs. Tulane 10/20/84

vs. Arizona State 11/3/84

Most TDs off Blocked Punts 2 vs. Tulane 10/20/84

vs. Arizona State 11/3/84

Most TDs off Blocked Field Goals 1 many times

last vs. Clemson 9/16/06

### FSU's Blocked Kicks Since 1990

2011	10/8	Wake Forest	Blocked PAT
2010	9/4	Samford	Blocked Punt
	11/13	Clemson	Blocked FG
	12/4	Virginia Tech	Blocked PAT
2009	9/12	Jacksonville State	Blocked FG
	11/28	Florida	Blocked PAT
2008	9/13	Chattanooga	Blocked Punt*
	9/27	Colorado	Blocked Punt*
2007	9/3	Clemson	Blocked Punt
	10/11	Wake Forest	Blocked Punt
2006	9/9	Troy	Blocked FG
	9/16	Clemson	Blocked PAT*
			Blocked FG *
	10/14	Duke	Blocked PAT*
	11/4	Virginia	Blocked Punt
	12/27	UCLA	Blocked Punt *
2005	9/5	Miami	Blocked Punt
	9/17	Boston College	Blocked Punt
	11/5	NC State	2 Blocked Punts
	11/12	Clemson	Blocked Punt
2004	9/18	UAB	Blocked Punt
	10/2	North Carolina	Blocked Punt
	10/16	Virginia	Blocked Punt
2003	9/20	Colorado	Blocked Punt
	9/27	Duke	2 Blocked FGs
	11/1	Notre Dame	Blocked FG
2002	8/24	Iowa State	Blocked FG
	8/31	Virginia	Blocked Punt
	9/14	Maryland	Blocked FG
	9/21	Duke	Blocked FG
	11/2	Wake Forest	Blocked FG
2001	1/3	Virginia Tech (Gator)	Blocked Punt
	9/1	Duke	2 Blocked Punts
2000	10/28	NC State	Blocked Punt
1999	10/9	Miami	Blocked FG
	10/23	Clemson	Blocked FG
	10/30	Virginia	Blocked Punt
	11/13	Maryland	2 Blocked Punts
	11/20	Florida	Blocked Punt
	1/4	Virginia Tech	Blocked Punt
1998	10/3	Maryland	Blocked FG
	9/12	NC State	Blocked PAT
1997	11/8	North Carolina	Blocked Punt
	11/1	NC State	Blocked Punt
1996	11/30	Florida	Blocked Punt
	11/2	Georgia Tech	Blocked Punt*
	9/28	North Carolina	2 Blocked Punts
			Blocked FG
	9/19	NC State	Blocked Punt

1995	11/25	Florida	Blocked Punt
	11/11	North Carolina	2 Blocked Punts
			Blocked PAT
	9/23	Central Florida	Blocked FG
	9/9	Clemson	Blocked Punt
1994	9/10	Maryland	Blocked Punt
1992	9/5	Duke	Blocked Punt
1991	10/19	Mid Tenn State	Blocked Punt
1990	12/29	Penn State	Blocked FG
	10/27	LSU	Blocked Punt
	9/15	Georgia Southern	Blocked Punt

\*Returned for points

## Total

1990-2012 (shown above)  
42 Blocked Punts. 24 Blocked Kicks 66 Total

1976-1989  
52 Blocked Punts 14 Blocked Kicks 66 Total

Blocked Kicks Totals in Bowden Era  
(417 games, 34 years)1976-2009  
93 Blocked Punts 36 Blocked Kicks 129 Total



7

Career Blocked Field Goals  
B.J. Ward (2001-04)

2013 PREVIEW  
SEMINOLES  
2013 SEMINOLE  
COACHING STAFF  
2012 SEASON IN REVIEW  
THIS IS FSU  
HONORS  
SEMINOLES IN THE PROS  
RECORDS  
FSU ADMINISTRATION



The Last Time Florida State...

RUSHING

Had 400 or more yards: vs. Wake Forest, 1995 (401)  
 Had 300-399 yards: vs. Wake Forest, 2012 (385)  
 Had 200-299 yards: vs. Northern Illinois (13 Orange), 2012 (243)  
 Had 51-100 yards: vs. Miami, 2011 (63)  
 Had 11-50 yards: vs. Notre Dame, 2011 (41)  
 Had FEWER than 10 yards: at Virginia Tech, 2012 (-15)  
 Had 70 or more rush attempts: vs. Western Carolina, 1985 (72)  
 Had 60-69 rush attempts: vs. Virginia, 2002 (60)  
 Had 50-59 rush attempts: at Miami, 2008 (54)  
 Had seven rush TDs: vs. Murray State, 2012  
 Had six rush TDs: vs. Maryland, 1992  
 Had five rush TDs: vs. Clemson, 2012  
 Had four rush TDs: vs. Wake Forest, 2012  
 Had two or more players with 100 rush yds: vs. Clemson, 2012  
 Chris Thompson (15-103); EJ Manuel (12-102)  
 Had two with 150 or more rush yards in a gm: vs. Notre Dame 1995  
 Rock Preston (165), Warrick Dunn (163)

PASSING

Had 500 or more yards passing: vs. Clemson, 2000 (521)  
 Had 400-499 yards passing: vs. Boston College, 2012 (448)  
 Had 300-399 yards passing: at Virginia Tech, 2012 (326)  
 Had 200-299 yards passing: vs. Northern Illinois (13 Orange), 2012 (291)  
 Had 76-125 yards passing: vs. South Carolina, 2010 (90)  
 Had LESS than 75 yards passing: at Florida, 2011 (65)  
 Had 40 or more pass attempts: at Virginia Tech, 2012 (42)  
 Had 30-39 attempts: vs. Northern Illinois (13 Orange), 2012 (38)  
 Attempted 20 or fewer passes: at Florida, 2011 (13)  
 Had 30 or more pass completions: vs. Florida, 2011 (36)  
 Had 20-29 pass completions: vs. Northern Illinois (13 Orange), 2012 (26)  
 Had FEWER than 10 pass completions: vs. Duke, 2012 (9)  
 Had six passing TDs: vs. Charleston Southern, 2011  
 Had five passing TDs: vs. Georgia Tech, 2009  
 Had four passing TDs: vs. Boston College, 2012  
 Had three passing TDs: at Virginia Tech, 2012  
 Had zero passing TDs: vs. Georgia Tech, 2012  
 Had seven passes intercepted: at South Carolina, 1984  
 Had six passes intercepted: vs. NC State, 1998  
 Had five passes intercepted: vs. Wake Forest, 2008  
 Had four passes intercepted: at Wake Forest, 2011  
 Had three passes intercepted: vs. Florida, 2012  
 Did not throw an interception: vs. Northern Illinois (13 Orange), 2012  
 Completed passes to 10 or more receivers: vs. Wake Forest, 2012 (11)  
 Completed passes to nine receivers: at Miami, 2012  
 Completed passes to eight receivers: vs. Northern Illinois (13 Orange), 2012

RECEIVING

Had one player with 100 yards receiving: at Virginia Tech  
 (Rashad Greene, 6-125)  
 Had two players with 100 yards receiving: vs. Boston College, 2012  
 (Kenny Shaw 125, Rodney Smith 108)  
 Had three players with 100 yards receiving: vs. The Citadel, 2005  
 (Davis 125, Fagg, 113, Carr 104)

COMBINATION OFFENSE

Had a 300-yd passer and a 100-yd rusher: vs. Clemson, 2012  
 EJ Manuel (380 pass); Chris Thompson (103 rush), Manuel (102)  
 Had a 100-yd receiver and a 100-yd rusher: vs. Duke, 2012  
 Devonta Freeman (104 rush), Rodney Smith (112, receive)  
 Had a 400-yd passer and two 100-yd receivers: vs. Boston College, 2012

TOTAL OFFENSE

Had 550 or more yards total offense: vs. Duke, 2012 (560)  
 Had 500-549 yards total offense: vs. Northern Illinois (13 Orange), 2012 (534)  
 Had 450-499 yards total offense: vs. Maryland, 2011 (482)  
 Had 400-449 yards total offense: at Miami, 2012 (447)  
 Had 151-200 yards total offense: vs. Wake Forest, 2006 (139)  
 Had LESS than 150 yards total offense: vs. Wake Forest, 2006 (139)  
 Had 85 or more plays: at Miami, 2008 (86)  
 Had 75-84 plays: vs. Northern Illinois (13 Orange), 2012 (75)  
 Had FEWER than 55 plays: vs. Savannah State, 2012 (44)\*  
 \* - game stopped with 8:59 remaining in third quarter

SCORING

Scored 60 or more points: vs. Murray State, 2012 (69)  
 Scored 50-59 points: vs. Boston College, 2012 (51)  
 Scored 40-49 points: at Maryland, 2012 (41)  
 Scored 30-39 points: vs. Northern Illinois (13 Orange), 2012 (31)  
 Allowed 60 or more points: Never  
 Allowed 50-59 points: vs. Florida (97 Sugar), 1996 (52)  
 Allowed 40-49 points: vs. Virginia Tech, 2010 (44)  
 Allowed 30-39 points: vs. Florida, 2012 (37)  
 FSU lost by 45 or more points: at Miami, 1976, (47)  
 FSU lost by 35-44 points: at Virginia Tech, 1974 (35)  
 Scored on first drive of game: vs. Georgia Tech, 2012  
 FSU lost by 30 or more points: at Oklahoma, 2010 (30)  
 FSU lost by 20 or more points: at Florida, 2009 (27)  
 Was held scoreless: vs. Wake Forest, 2006 (30-0)  
 Was held scoreless at home: vs. Wake Forest, 2006 (30-0)  
 Was held scoreless on the road: vs. Miami, 1988 (31-0)  
 Held opponent scoreless: vs. Wake Forest, 2012 (52-0)  
 Held opponent scoreless at home: vs. Wake Forest, 2012  
 Held opponent scoreless on the road: at Notre Dame, 2003 (37-0)  
 Held opp. scoreless/neutral site: Kansas, (Meadowlands) 1993, (42-0)  
 Held opponent without a touchdown: vs. Wake Forest, 2012  
 Held two opponents scoreless in one season: 2012  
 Held three opponents scoreless in one season: 1993  
 Held four opponents scoreless in one season: 1993  
 Held five opponents scoreless in one season: Never  
 Held an ACC opponent scoreless: vs. Wake Forest, 2012 (52-0)  
 Held two ACC opponents scoreless: 1993  
 Held three ACC opponents scoreless: 1993  
 Held four ACC opponents scoreless: Never  
 Scored a 2-point conversion: at Virginia Tech 2012  
 (Manuel to O'Leary)  
 Scored a defensive 2-point conversion: vs. Virginia Tech, 2010  
 (Bradham)

TURNOVERS

Committed nine turnovers: at South Carolina, 1984 (7 Int., 2 Fum.)  
 Committed eight turnovers: Never  
 Committed seven turnovers: vs. Wake Forest, 2008 (5 Int., 2 Fum.)  
 Committed six turnovers: at NC State, 1998 (6 Int.)  
 Committed five turnovers: vs. Florida, 2012 (3 Int., 2 Fumbles)  
 Committed four turnovers: vs. Duke, 2012 (4 Fumbles)  
 Lost five or more fumbles: Never  
 Lost four or more fumbles: vs. Duke, 2012 (4)  
 Lost three or more fumbles: vs. Jacksonville State, 2009 (3)  
 Did not commit a turnover: at USF, 2012  
 Did not commit a turnover in consec. games: NC St & Va Tech (2010)  
 Lost a game and did not commit a turnover: vs. North Carolina, 2008  
 Recorded five or more takeaways: vs. South Carolina, 2010 (3 INT, 2 Fum.)  
 Recorded four takeaways: at Florida, 2011 (4 Int.)  
 Recorded three takeaways: vs. Notre Dame, 2011 (3 Int.)  
 Returned two or more interceptions for TDs: vs. Michigan, 1991  
 Returned an interception for a TD: at Florida, 2011  
 (Terrance Parks 29 yards)  
 Returned a fumble for a TD: at USF, 2012  
 (Christian Jones, 12 yards)  
 Two Players Returned a Fumble for a TD in a gm: vs. Wisconsin, 2008  
 (Derek Nicholson, 75 and Dekoda Watson, 51)

DEFENSE

Held opponent to 0 or fewer rushing yards: at Colorado, 2007 (-27)  
 Held opponent to 1-10 rushing yards: vs. Duke, 2007 (9)  
 Held opponent to 11-50 rushing yards: at Maryland, 2012 (34)  
 Held opponent to 51-100 rushing yards: vs. Northern Illinois (13 Orange), 2012 (83)  
 Held opponent to 101-200 passing yards: vs. Northern Illinois (13 Orange), 2012 (176)  
 Held opponent to 51-100 passing yards: at Boston College, 2011 (94)  
 Held opponent to 50 or fewer passing yds: vs. Savannah State, 2012 (9)  
 Held opponent to 25 or fewer passing yds: vs. Savannah State, 2012 (9)  
 Held opponent to 201-300 yds total offense: vs. Northern Illinois (13 Orange), 2012 (259)  
 Held opponent to 151-200 yds total offense: at Maryland, 2012 (170)  
 Held opponent to 101-150 yds total offense: vs. Wake Forest, 2012 (126)  
 Held opponent to 100 or fewer yds total offense: vs. Savannah State, 2012 (28)  
 Intercepted five or more passes: vs. Wake Forest, 1997 (5)  
 Intercepted four passes: at Florida, 2011 (4)  
 Intercepted three passes: vs. Notre Dame, 2011 (3)  
 Recovered three fumbles: vs. Florida, 2010 (8)  
 Scored a safety: vs. Colorado (JAX), 2008  
 Scored two or more safeties: vs. Central Florida, 1995  
 Scored on a blocked FG vs. Clemson, 2006 (Tony Carter 69 yards)  
 Recorded 10 or more sacks: vs. Wake Forest, 1997 (11)  
 Recorded nine or more sacks: vs. Miami, 2005 (9)  
 Recorded eight or more sacks: vs. BYU, 2010 (8)  
 Recorded seven or more sacks: vs. Jacksonville State, 2009 (7)  
 Recorded six or more sacks: vs. Murray State, 2012 (6)  
 Recorded five or more sacks: at Maryland, 2012 (5)  
 Recorded 10 or more tackles for loss: vs. Wake Forest, 2012 (11)  
 Held opponent to 10 or fewer first downs: at Maryland, 2012 (10)  
 Broke up 10 more passes: vs. Murray State, 2012 (10)  
 Held opponent to neg. rushing yds in a half: at Miami, 2012 (-12, 2nd)

SPECIAL TEAMS

Returned a punt for a TD: vs. Duke, 2012 (Tyler Hunter, 75 yds)  
 Returned three or more punts for TDs in a season:  
 Rashad Greene (2), Tyler Hunter (1), 2012  
 Greene vs. Murray State & Wake Forest: Hunter vs. Duke  
 Returned two punts for a TD in a season: Rashad Greene, 2012  
 vs. Murray State, vs. Wake Forest  
 Returned a blocked punt for a TD: vs. UCLA, 2006  
 (Lawrence Timmons, 25 yds)  
 Blocked A Punt For A Safety: vs. Colorado (JAX), 2008  
 Returned a kickoff for a TD: vs. Colorado, 2008 (Michael Ray Garvin-94)  
 Blocked one punt: vs. Samford, 2010 (Chris Thompson)  
 Blocked two punts: vs. NC State, 2005 (Houllis, Church)  
 Blocked three punts: Never  
 Punted 10 or more times: at NC State, 2004 (11)  
 Punted 9 times: at Florida, 2011  
 Did not record a punt: vs. Samford, 2010  
 Punted Once: vs. Savannah State, 2012  
 Blocked a field goal: vs. Clemson, 2010 (Nigel Bradham)  
 Blocked two field goals: at Duke, 2003 (B.J. Ward)  
 Blocked a FG and returned for a TD: vs. Clemson, 2006 (T. Carter 69 yds)  
 Had a field goal blocked: Gary Cismesia at Maryland, 2006  
 Had a FG blocked and returned for a TD: Gary Cismesia at Florida, 2005  
 Blocked a PAT kick: at Wake Forest, 2011 (Jacobbi McDaniel)  
 Scored on a blocked PAT: vs. Virginia Tech, 2010 (Nigel Bradham)  
 Missed a kicking PAT: vs. Savannah State, 2010  
 Had a kicking PAT blocked: vs. Florida, 2008 (Graham Gano)  
 Had a punt blocked: at NC State, 2012 (Cason Beatty)  
 Recovered an on-side kick: at Wake Forest, 2009  
 Kicked 3 field goals or more: at Miami, 2012 (Dustin Hopkins, 4)

MISCELLANEOUS

Had 30 or more first downs: vs. Boston College, 2012 (30)  
 Had 20-29 first downs: vs. Northern Illinois (13 Orange), 2012 (23)  
 Had FEWER than 10 first downs: at Florida, 2011 (7)  
 Had 20 or more penalties: vs. Duke, 1997 (20)  
 Had 15-19 penalties: at North Carolina, 2009 (16)  
 Had 10-14 penalties: at Miami, 2012 (12)  
 Had 150 or more yards in penalties: vs. West Virginia, 2005 (174)  
 Had 100-149 yards in penalties: at Miami, 2012 (121)  
 Had less than 25 yards in penalties: vs. Savannah State, 2012 (15)  
 Had ZERO penalties: vs. Virginia Tech, 2010  
 Had 35 minutes or more possession time: vs. West Virginia, 2010 (37:07)  
 Was involved in a tie game: vs. Florida, 1994 (31-31)  
 Was involved in an overtime game: vs. Penn State, 2006  
 Scoring Drive of 20 or more plays: vs. Notre Dame, 2002 (20)  
 Scoring Drive of 15 or more plays: vs. ULM, 2010 (17)  
 Scoring Drive of 99 yards: vs. Boston College, 2012 (6-99, TD)

The Last Time A Florida State Player...

RUSHING

Rushed 35 or more times: Never  
 Rushed 30-34 times: Greg Jones at Miami, 2002 (31)  
 Rushed 25-29 times: Chris Thompson at NC State, 2012 (25)  
 Rushed 20-24 times: Jermaine Thomas vs. NC State, 2009 (20)  
 Rushed for 300 or more yards: Greg Allen vs. Western Carolina, 1981 (322)  
 Rushed for 200-299 yards: Sammie Smith vs. Tulane, 1988 (212)  
 Rushed for 175-199 yards: Chris Thompson vs. Wake Forest, 2012 (197)  
 Rushed for 150-174 yards: Chris Thompson at Miami, 2010 (14-158)  
 Rushed for 125-149 yards: Lonnie Pryor vs. Northern Illinois (13 Orange), 2012 (5-134)  
 Rushed for 100-124 yards: Devonta Freeman vs. Duke, 2012 (12-104)  
 QB rushed for 100 or more yards: EJ Manuel vs. Clemson, 2012 (12-102)  
 QB rushed for 60-99 yards: EJ Manuel vs. Murray State, 2012 (64)  
 QB rushed for a TD of 50+ yards: D'Vontrey Richardson vs. UTC, 2008 (55)  
 Four Rushing TDs: Antone Smith at Miami, 2008  
 Three Rushing TDs: Lonnie Pryor vs. Murray State, 2012  
 Two Rushing TDs: Lonnie Pryor vs. Northern Illinois (13 Orange), 2012  
 Two Players Rush For Two TDs: James Wilder & Chris Thompson  
 vs. Clemson, 2012  
 Had a run of 80 yards or more: Chris Thompson vs. Wake Forest, 2012 (80)  
 Had a run of 60-79 yards: Lonnie Pryor vs. Northern Illinois (13 Orange), 2012 (60)  
 Had a run of 50-59 yards: Rashad Greene vs. Virginia, 2011 (53)  
 Had a run of 40-49 yards: Devonta Freeman at Maryland, 2012 (47)

PASSING

Passed for 400 or more yards: EJ Manuel vs. Boston College, 2012 (439)  
 Passed for 300-399 yards: EJ Manuel at Virginia Tech, 2012 (326)  
 Passed for 200-299 yards: EJ Manuel vs. Northern Illinois (13 Orange), 2012 (291)  
 Attempted 45 or more passes: Drew Weatherford vs. Kentucky, 2007 (48)  
 Attempted 35-44 passes: EJ Manuel at Virginia Tech, 2012 (42)  
 Completed 40 or more passes: Drew Weatherford vs. Penn St., 2006 (43)  
 Completed 30-39 passes: EJ Manuel vs. Virginia Tech, 2010 (31)  
 Threw five TD passes: Christian Ponder vs. Georgia Tech, 2009  
 Threw four TD passes: EJ Manuel vs. Boston College, 2012  
 Threw six interceptions: Chris Wienke at NC State, 1998  
 Threw four interceptions: Chris Rix vs. Miami, 2001  
 Threw three interceptions: EJ Manuel vs. Florida, 2012  
 Completed a pass of 80 yards or more: Ponder to R. Owens at UNC, 2009 (98)  
 Completed a pass of 70-79 yards: EJ Manuel to R. Greene vs. Duke, 2012 (71)  
 Completed pass of 50-69 yards: EJ Manuel to Rodney Smith vs. Duke, 2012 (52)  
 Passed for 4 TDs in a half: Christian Ponder vs. Samford, 1st half, 2010  
 Passed for 3 TDs in a half: EJ Manuel vs. Boston College, 1st half, 2012  
 Completed a pass to 10 receivers: EJ Manuel vs. Wake Forest, 2011  
 QB completed first career pass for TD: Clint Trickett vs. ULM, 2011  
 QB completed 3 passes of 50 yds in Q1: EJ Manuel at Duke, 2011 (1st Q1)



2013 PREVIEW  
 2012 SEASON IN REVIEW  
 COACHES  
 STAFF  
 THIS IS FSU  
 HONORS  
 SEMINOLES IN THE PROS  
 RECORDS  
 ADMINISTRATION



## RECEIVING

Caught 15 or more passes: Ron Sellers vs. South Carolina, 1968 (16)  
 Caught 10-14 passes: Rashad Greene at Wake Forest, 2011 (12)  
 Had 200 or more rec. yards: Craphonso Thorpe at Notre Dame, 2003 (217)  
 Had 175-199 yards receiving: Rod Owens at North Carolina, 2009 (199)  
 Had 150-174 yards receiving: Rashad Greene at Wake Forest, 2011 (163)  
 Had 100-149 yards receiving: Rashad Greene at Virginia Tech, 2012 (125)  
 Had two players with 100-149 yards receiving:  
 Kenny Shaw vs. Boston College, 2012 (125)  
 Rodney Smith vs. Boston College, 2012 (108)  
 Caught three TDs: Greg Carr at Duke, 2006  
 Caught two TDs: Rashad Greene at Virginia Tech, 2012  
 Caught a 2 pt. conversion: Nick O'Leary (from EJ Manuel) at Virginia Tech, 2012

## TOTAL OFFENSE

Had 500 or more yards: Chris Weinke vs. Clemson, 2000 (509)  
 Had 400-499 yards: EJ Manuel vs. Boston College, 2012 (455)  
 QB had 100 yards both passing and rushing: EJ Manuel vs. Clemson, 2012 (380 passing, 102 rushing)

## ALL-PURPOSE YARDS

Had 200 or more yards: Chris Thompson vs. Wake Forest, 2012 (220)

## SCORING

Accounted for five TDs: Christian Ponder vs. Georgia Tech, 2009 (5 passing)  
 Accounted for four TDs: EJ Manuel vs. Boston College, 2011 (4 passing)  
 Accounted for three TDs: EJ Manuel vs. Florida, 2012 (2 rush, 1 pass.)  
 Scored four or more TDs: Antone Smith at Miami, 2008 (4 rush)  
 Scored three TDs: Lonnie Pryor vs. Murray State, 2012 (3 rushing)  
 Scored two TDs: Lonnie Pryor vs. Northern Illinois (13 Orange), 2013 (2 rushing)  
 Two players scored two TDs: James Wilder, Jr. vs. Boston College, 2012 (2 receiving) and Lonnie Pryor vs. Boston College, 2012 (2 rushing)

## DEFENSE

Intercepted three or more passes: Mario Edwards at Wake Forest, 1998 (4)  
 Intercepted two passes: Tyler Hunter at Virginia Tech, 2012  
 Five consecutive games with an interception: Terrell Buckley (11/2/91-11/19/92)  
 Patrick Robinson (10/6/07-11/3/07)  
 Recovered two fumbles: Xavier Rhodes vs. Florida, 2010  
 Recovered three or more fumbles: Ron Wallace vs. Wichita St., 1969 (3)  
 Recorded five or more sacks: Daryl Bush vs. N. Carolina, 1997 (5)  
 Recorded four sacks: Bjoern Werner vs. Murray State, 2012  
 Recorded three sacks: Bjoern Werner vs. Florida (3.5), 2012  
 Recorded three sacks in three games in a season: Everette Brown vs. Virginia Tech, vs. Clemson, and at Maryland, 2008  
 Recorded two sacks: Cornellius Carradine vs. Clemson, 2012 (2)  
 Recorded 15 or more tackles: Kendall Smith at NC State, 2010 (15)  
 Recorded 10-14 tackles: Vince Williams & Christian Jones vs. Northern Illinois (13 Orange), 2012 (10)  
 Forced two or more fumbles: Greg Reid vs. South Carolina, 2010 (2)  
 Returned a fumble for a TD: Christian Jones at USF, 2012 (12 yards)  
 Two Players Returned a fumble for a TD in a game: Derek Nicholson and Dekoda Watson vs. Wisconsin, 2008  
 Returned an INT for a TD: Terrance Parks at Florida, 2011 (29 yds)  
 DT Returned an INT for a TD: Markus White vs. Miami, 2009 (31 yds)  
 Recorded four or more pbuss: Greg Reid vs. South Carolina, 2010 (4)  
 Recorded 5 TFL in a game: Bjoern Werner vs. Murray State, 2012  
 Recorded 4 TFL in a game: Everette Brown at Maryland, 2008 (4.5)  
 Recorded 3 TFL in a game: Bjoern Werner vs. Florida, 2011 (3.5)

## SPECIAL TEAMS

Scored 13 or more points kicking: Dustin Hopkins vs. Miami, 2012 (15)  
 Kicked five FGs: Gary Cismesia vs. Miami, 2007  
 Kicked four FGs: Dustin Hopkins vs. South Carolina, 2010  
 Kicked three FGs: Dustin Hopkins vs. Boston College, 2012  
 Kicked two FGs of 50 or more yds: Dustin Hopkins vs. Florida, 2012 (50, 53)  
 Kicked one FG of 50-59 yards: Dustin Hopkins at Virginia Tech, 2012 (52)  
 Kicked a 60 yard field goal: Gary Cismesia at Florida, 2007 (60)  
 Had a 50+ yard FG in five straight games: Graham Gano, 2008  
 Kicked 18 consecutive FG: Graham Gano, 2008 (18)  
 Kicked 17 consecutive FG: Dustin Hopkins, 2010-11 (17)  
 Kicked game-winning FG as time expired: Dustin Hopkins vs. Clemson, 2010 (55)  
 Had a punt of 70 or more yards: Sean Liss at Miami, 1996 (76)  
 Had a punt of 60-69 yards: Shawn Powell vs. Miami, 2011 (66)  
 Had two punts of 60 or more yards: Shawn Powell vs. Miami, 2011 (66, 63)  
 Had three punts over 50 yards: Shawn Powell vs. Notre Dame, 2011  
 Had four punts over 50 yards: Shawn Powell vs. Virginia, 2011  
 Punted nine or more times: Graham Gano at Clemson, 2007 (9)  
 Had 3 punts downed inside the opponent's five: Graham Gano vs. Wisconsin, 2008  
 Had a net punting average of 50 or better: Shawn Powell vs. South Carolina, 2010 (3-50.0)

Returned a fumble for a TD: Dekoda Watson vs. Wisconsin, 2008 (3)  
 Totaled 175 or more kick return yards: Lamarcus Joyner vs. Clemson, 2012 (5-185)  
 Totaled 100-174 kick return yards: Lamarcus Joyner vs. Virginia Tech, 2010 (112)  
 Totaled 100 or more punt return yards: Tyler Hunter vs. Duke, 2012 (5-122)  
 Blocked a punt: Chris Thompson vs. Samford, 2010  
 Blocked two punts: Dexter Jackson vs. North Carolina, 1996  
 Blocked three punts: Never  
 Blocked a field goal: Nigel Bradham vs. Clemson, 2010  
 Blocked a field goal and ret. for TD: Tony Carter vs. Clemson, 2006 (69 yards)  
 Blocked a PAT kick: Jacobbi McDaniel at Wake Forest, 2011  
 Returned a blocked PAT for 2 points: Nigel Bradham vs. Virginia Tech, 2010  
 Returned a kickoff for TD: Michael Ray Garvin vs. Colorado, 2008 (94)  
 Returned a punt for a TD: Tyler Hunter vs. Duke, 2012 (75)  
 Returned two punts for a TD in a season: Rashad Greene, 2012 (2)  
 Returned a punt for first score of game: Rashad Greene vs. Murray State, 2012 (47 yds)  
 Returned a punt for first score of season: Rashad Greene vs. Murray State, 2012  
 Blocked a punt for a safety: Dekoda Watson vs. Colorado, 2008

## An Opposing Player...

## RUSHING

Rushed 40 or more times: not since 1985  
 Rushed 30-39 times: Tiki Barber, Virginia, 1995 (31)  
 Rushed 25-29 times: Rolandon Finch, Boston College, 2011 (28)  
 Rushed for 300 yards or more: Sam Dejarrette, So. Miss., 1982 (304)  
 Rushed for 200-299 yards: Sam Dejarrette, So. Miss., 1982 (304)  
 Rushed for 150-199 yards: Montel Harris, Boston College, 2010 (191)  
 Rushed for 100-149 yards: Mike Gillislee, Florida, 2012 (140)  
 Rushed for three TDs: Russell Wilson, NC State, 2010  
 Rushed for two TDs: Mike Gillislee, Florida, 2012  
 Had a run of 80 or more yards: Josh Adams, Wake Forest, 2007 (83)  
 Had a run of 70-79 yards: Montel Harris, Boston College, 2010 (72)  
 Had a run of 60-69 yards: Jeff Demps, Florida, 2009 (62)  
 Had a run of 50-59 yards: Josh Harris, Wake Forest, 2011 (57)

## PASSING

Passed for 500 or more yards: Jeff Van Raaphorst, Ariz. St., 1984 (532)  
 Passed for 400-499 yards: T.J. Yates, North Carolina, 2010 (439)  
 Passed for 300-399 yards: Tajh Boyd, Clemson, 2011 (344)  
 Passed for 200-299 yards: Logan Thomas, Virginia Tech, 2012 (298)  
 Attempted 60 or more passes: Scott Milanovich, Maryland, 1995 (62)  
 Attempted 50-59 passes: Mike Glennon, NC State, 2012 (55)  
 Attempted 40-49 passes: Jordan Lynch, Northern Illinois, 2013 (41)  
 Completed 30-39 passes: Mike Glennon, NC State, 2012 (30)  
 Completed 20-29 passes: Stephen Morris, Miami, 2012 (25)  
 Threw five TD passes: Russell Wilson, NC State, 2009  
 Threw four TD passes: Landry Jones, Oklahoma, 2010  
 Threw three TD passes: Tajh Boyd, Clemson, 2012  
 Completed a pass of 75 or more yards: Marc Verica to Kris Burd, Virginia, 2010 (76)  
 Completed a pass of 50 or more yards: Jordan Lynch to Akeem Daniels, Northern Illinois (13 Orange), 2012 (55)

## RECEIVING

Caught 15 or more passes: Alvin Pearman, Virginia, 2003 (16)  
 Caught 10-14 passes: Ryan Broyles, Oklahoma, 2010 (12)  
 Caught 7-9 passes: Mike James, Miami, 2012 (8)  
 Had 200 or more yards receiving: Dwight Jones, North Carolina, 2010 (233)  
 Had 150-199 yards receiving: Quinlin McCree, Maryland, 2011 (177)  
 Had 100-149 yards receiving: Corey Fuller, Virginia Tech, 2012 (124)  
 Caught five TD passes: Torry Holt, NC State, 1997  
 Caught three TD passes: Jarvis Williams, NC State, 2009  
 Caught two TD passes: Brandon Ford, Clemson, 2012

## SCORING

Scored five TDs: Torry Holt, NC State, 1997 (5 receiving)  
 Scored three TDs: Russell Wilson, NC State, 2010 (3 rush)  
 Scored two TDs: Mike Gillislee, Florida, 2012 (2 rushing)

## DEFENSE

Intercepted three passes: Brian Wilkins, Georgia Tech, 1996  
 Intercepted two passes: Javon Harris, Oklahoma, 2011  
 Recorded three sacks: Kenny Tate, Maryland, 2012  
 Recorded two sacks: Jeremy Attaochu, Georgia Tech, 2012  
 Recorded 15 or more tackles: Luke Kuechly, Boston College, 2011 (20)

## SPECIAL TEAMS

Scored 10 or more points kicking: Caleb Sturgis, Florida, 2012 (13)  
 Kicked four field goals: Nate Freese, Boston College, 2010  
 Kicked a 50-yard field goal: Chandler Cantazaro, Clemson, 2012 (50)  
 Kicked a 60-yard punt: Adam Podleski, Maryland, 2006 (62)  
 Kickoff Return of 50 yards or more: Tray Dorsey, Charleston Southern, 2011 (63)  
 Punt Return of 50 yards or more: Marcus Roberson, Florida, 2012 (50)  
 Missed three field goals: Sam Swank, Wake Forest, 2008

## The Last Time An Opposing Team...

## RUSHING

Had 400 or more yards rushing: Georgia Tech, 2009 (401)  
 Had 300-399 yards rushing: Florida, 2009 (311)  
 Had 200-299 yards rushing: Florida, 2012 (244)  
 Had 26-100 yards rushing: Northern Illinois (13 Orange), 2012 (83)  
 Had 11-25 yards rushing: Savannah State, 2012 (19)  
 Had 1-10 yards rushing: Duke, 2007 (9)  
 Had FEWER than 0 yards rushing: Colorado, 2007 (-27)  
 Had 50 or more rushing attempts: Georgia Tech, 2012 (52)  
 Had six rushing TDs: Georgia Tech, 2009  
 Had five rushing TDs: Auburn, 1985  
 Had four rushing TDs: Georgia Tech, 2008  
 Had a player with 100 yards rushing in a game: Florida, 2012  
 Had two players with 100 yards rushing in a game: Georgia Tech, 2009

## PASSING

Had 400 or more yards passing: North Carolina, 2010 (439)

Had 300-399 yards passing: Clemson, 2011 (344)  
 Had 200-299 yards passing: Virginia Tech, 2012 (298)  
 Had FEWER than 150 yards passing: Georgia Tech, 2012 (118)  
 Had FEWER than 100 yards passing: Wake Forest, 2012 (83)  
 Had FEWER than 50 yards passing: Savannah State, 2012 (9)  
 Had 60 or more pass attempts: Maryland, 1995 (62)  
 Had 50-59 pass attempts: NC State, 2012 (55)  
 Completed 30 or more passes: NC State, 2012 (30)  
 Had five passing TDs: NC State, 2009  
 Had four passing TDs: Wake Forest, 2011  
 Had three passing TDs: Clemson, 2011

## RECEIVING

Had one player with 200 yds receiving: North Carolina, 2010 (233)  
 Had one player with 100 yds receiving in a game: Maryland, 1991 (177)  
 Had 11 or more players catch at pass: Virginia, 2010 (11)  
 Had 10 players or more catch at pass: Duke, 2011 (10)  
 Had nine players catch a pass: NC State, 2012

## TOTAL OFFENSE

Had 600 or more yards total offense: Arizona State, 1984 (651)  
 Had 500-599 yards total offense: Florida, 2009 (545)  
 Had 400-499 yards total offense: Clemson, 2011 (443)  
 Had 300-399 yards total offense: Georgia Tech, 2012 (301)  
 Had 201-299 yards total offense: Northern Illinois (13 Orange), 2013 (259)  
 Had 125-200 total offense: Maryland, 2012 (170)  
 Had FEWER than 125 yards total offense: Savannah State, 2012 (28)  
 Had 80 or more plays: NC State, 2012 (82)  
 Had 70-79 plays: Northern Illinois (13 Orange), 2012 (73)

## SCORING

Scored 60 or more points: Never  
 Scored 50-59 points: Florida (Sugar Bowl), 1996 (52)  
 Scored 40-49 points: Virginia Tech, 2010 (44)  
 Scored 30-39 points: Florida, 2012 (37)  
 Scored a two-point conversion: Clemson, 2009 (run)

## TURNOVERS

Had five fumbles: Kentucky, 2007 (5)  
 Had three fumbles LOST: Florida, 2010  
 Had three or more passes intercepted: Notre Dame, 2011 (3)  
 Did not commit a turnover: Virginia, 2011  
 Intercepted seven passes: South Carolina, 1984  
 Intercepted six passes: NC State, 1998  
 Intercepted five passes: Wake Forest, 2008  
 Intercepted four passes: Wake Forest, 2011  
 Intercepted three passes: Florida, 2012  
 Returned an INT for a TD: Virginia Tech, 2010 (Gouveia-Winslow, 24 yards)  
 Returned a fumble for a TD: Notre Dame, 2011 (Motta, 29 yards)

## DEFENSE

Held FSU to 10 or fewer first downs: Florida, 2011 (7)  
 Scored a safety: Virginia Tech, 2012  
 Held FSU to less than zero yards rushing: Virginia Tech, 2012 (-15)  
 Held FSU to 26-50 yards rushing: Notre Dame, 2011 (41)  
 Held FSU to 25 or fewer yards rushing: USF, 2009 (19)  
 Held FSU to 201-300 yards passing: Northern Illinois, 2013 (291)  
 Held FSU to 101-200 yards passing: Georgia Tech, 2012 (134)  
 Held FSU to 100 or fewer yards passing: Florida, 2011 (65)  
 Held FSU to 100 or fewer yards total offense: Florida, 2011 (95)  
 Held FSU to 101-300 yards total offense: Florida, 2012 (300)  
 Had five or more sacks: Virginia Tech, 2012 (5)

## SPECIAL TEAMS

Returned a punt for a TD: Ronnie Hamilton, Duke, 2001 (63 yds)  
 Returned a blocked punt for a TD: Markese Fitzgerald, Miami, 2001 (5 yds)  
 Returned a kickoff for a TD: Justin Miller, Clemson, 2004 (86 yds)  
 Punted 10 or more times: Duke, 2012 (12)  
 Punted 9 times: Boston College, 2012  
 Punted Once: Florida, 2009  
 Did not punt: Georgia Tech, 2009  
 Missed a kicking PAT: Wake Forest, 2011 (blocked)  
 Recovered an on-sides kick: Northern Illinois (13 Orange), 2012  
 Attempted an on-sides kick: Northern Illinois (13 Orange), 2012  
 Blocked a PAT: North Carolina, 2003  
 Blocked a Field Goal: Florida, 2005  
 Returned a blocked FG for a TD: Reggie Lewis, Florida, 2005 (52 yards)  
 Blocked a Punt: NC State, 2012

## MISCELLANEOUS

Had 30 or more first downs: Florida, 1990 (31)  
 Had 20-29 first downs: Florida, 2012 (21)  
 Had fewer than 10 first downs: Wake Forest, 2012 (7)  
 Had 10 or more penalties: Florida, 2012 (12)  
 Had 100 or more yards in penalties: Florida, 2012 (101)  
 Had 35 minutes or more of possession time: Florida, 2012 (36:20)  
 Had one 100-yard rusher and one 100-yard receiver: Wake Forest, 2011  
 Had fewer than 20 yards in the first quarter: Maryland, 2012 (18)  
 Had fewer than 20 yards in any quarter: Maryland (9), 2nd, 2012  
 Had no first downs in the first quarter: Savannah State, 2012  
 Had no first downs in any quarter: USF, 2nd, 2011  
 Had no first downs in a half: Charleston Southern, 1st, 2012

# FLORIDA STATE VS. ALL OPPONENTS

Team	First MTG	Last MTG	Site	Score	W	L	T
Abilene Christian	1953	1957	H	34-7	1	2	0
Alabama ?	1965	2007	N	21-14	1	2	1
Alabama-Birmingham ?	2001	2007	H	34-24	3	0	0
Alabama State	1947	1947	H	0-7	0	1	0
Arizona State*	1971	1984	A	52-44	3	1	0
Auburn*	1954	1990	A	17-20	4	13	1
Baylor	1965	1974	H	17-21	1	2	0
<b>BOSTON COLLEGE ?</b>	<b>1957</b>	<b>2012</b>	<b>H</b>	<b>51-7</b>	<b>7</b>	<b>4</b>	<b>0</b>
Brigham Young	1991	2010	H	34-10	4	0	0
Central Florida	1995	1995	H	46-14	1	0	0
Charleston Southern	2011	2011	H	62-10	1	0	0
Cincinnati	1977	1990	H	70-21	6	0	0
Citadel, The	1955	2005	H	62-10	5	0	1
<b>CLEMSON</b>	<b>1970</b>	<b>2012</b>	<b>H</b>	<b>49-37</b>	<b>18</b>	<b>8</b>	<b>0</b>
Colorado ?	2003	2008	N	39-21	3	0	0
Colorado State	1972	1974	H	7-14	1	1	0
Cumberland	1947	1948	H	30-0	1	1	0
Delta State	1951	1951	H	34-0	1	0	0
Duke X	1992	2012	H	48-7	18	0	0
East Carolina	1980	1990	H	45-24	7	0	0
Erskine	1948	1949	H	26-7	1	1	0
<b>FLORIDA*</b>	<b>1958</b>	<b>2012</b>	<b>H</b>	<b>26-37</b>	<b>21</b>	<b>34</b>	<b>2</b>
Furman	1952	1987	H	41-10	8	2	0
George Washington	1961	1961	H	15-7	1	0	0
Georgia*	1954	2002	N	13-26	4	6	1
Georgia Southern	1988	1990	H	48-6	2	0	0
Georgia Tech	1952	2012	N	21-15	13	9	1
Houston	1960	1978	H	21-27	2	12	2
Howard	1950	1950	H	20-6	1	0	0
Indiana*	1986	1986	N	27-13	1	0	0
Iowa State	1975	2002	N	38-31	1	1	0
Jax. Navy	1951	1951	A	39-0	1	0	0
Jacksonville State	1947	2009	H	19-9	1	1	0
Kansas	1971	1993	N	42-0	5	2	0
Kansas State	1970	1977	A	18-10	3	0	0
Kentucky	1960	2007	N	28-35	1	4	1
Livingston State	1948	1949	A	6-13	1	1	0
Louisiana-Monroe	2011	2011	H	34-0	1	0	0
Louisiana State*	1968	1991	A	27-16	7	2	0

Team	First MTG	Last MTG	Site	Score	W	L	T
Louisiana Tech	1952	1999	H	41-7	2	2	0
Louisville	1952	2002	A	20-26	12	2	0
<b>MARYLAND ?</b>	<b>1966</b>	<b>2012</b>	<b>A</b>	<b>41-14</b>	<b>21</b>	<b>2</b>	<b>0</b>
Memphis State	1959	1990	N	35-3	10	7	1
<b>MIAMI</b>	<b>1951</b>	<b>2012</b>	<b>A</b>	<b>33-20</b>	<b>26</b>	<b>31</b>	<b>0</b>
Michigan	1986	1991	A	51-31	1	1	0
Michigan State	1987	1988	H	30-7	2	0	0
Middle Tennessee State	1991	1991	H	39-10	1	0	0
Millsaps	1948	1949	H	40-0	2	0	0
Mississippi	1961	1961	A	0-33	0	1	0
Mississippi College	1948	1950	H	33-0	3	0	0
Mississippi State	1966	1979	H	17-6	7	2	0
Murray State	2012	2012	H	69-3	1	0	0
Navy	1978	1978	H	38-6	1	0	0
Nebraska*	1980	1993	N	18-16	6	2	0
Newberry	1950	1950	A	24-0	1	0	0
New Mexico State	1964	1964	H	36-0	1	0	0
North Carolina*	1983	2010	H	35-37	15	2	1
<b>NC STATE ?</b>	<b>1952</b>	<b>2012</b>	<b>A</b>	<b>16-17</b>	<b>22</b>	<b>11</b>	<b>0</b>
North Texas State	1976	1977	H	35-14	2	0	0
Northern Illinois*	2012	2012	N	31-10	1	0	0
Notre Dame*	1981	2011	N	18-14	5	2	0
Ohio	1956	1956	H	47-7	1	0	0
Ohio State*	1981	1997	N	31-14	3	0	0
Oklahoma	1965	2011	H	13-23	1	6	0
Oklahoma State*	1958	1985	N	34-23	3	1	0
Penn State*	1968	2006	N	23-26	1	1	1
<b>PITTSBURGH</b>	<b>1971</b>	<b>1983</b>	<b>A</b>	<b>16-17</b>	<b>3</b>	<b>5</b>	<b>0</b>
Randolph Macon	1950	1950	H	40-7	1	0	0
Rice*	2006	2006	H	55-7	1	0	0
Richmond	1959	1961	H	13-7	3	0	0
Samford	2010	2010	H	59-6	1	0	0
San Diego State	1973	1977	A	16-41	0	2	0
Savannah State	2012	2012	H	55-0	1	0	0
Sewanee	1949	1950	H	14-8	2	0	0
Southern Cal	1997	1998	H	30-10	2	0	0
South Carolina*	1966	2010	N	26-17	16	3	0
South Florida	2009	2012	A	30-17	1	1	0
Southern Illinois	1982	1982	H	59-8	1	0	0

Team	First MTG	Last MTG	Site	Score	W	L	T
Southern Miss	1952	1996	H	54-14	13	8	1
Stetson	1947	1954	A	47-6	6	1	1
Sul Ross State	1951	1951	H	35-12	1	0	0
<b>SYRACUSE</b>	<b>1966</b>	<b>2005</b>	<b>H</b>	<b>38-14</b>	<b>5</b>	<b>1</b>	<b>0</b>
Tampa	1948	1959	A	33-0	9	2	0
Temple	1984	1984	H	44-27	1	0	0
Tennessee	1958	1998	N	16-23	1	1	0
Tenn-Chattanooga	1984	2008	H	46-7	2	0	0
Tennessee Tech	1947	1958	H	22-7	1	1	0
Texas A&M*	1967	1998	N	23-14	4	0	0
TCU	1963	1965	A	3-7	1	2	0
Texas Tech*	1966	1987	H	40-16	4	1	0
Texas Western*	1954	1954	N	20-47	0	1	0
Toledo	1986	1986	H	24-0	1	0	0
Troy	1947	2006	H	24-17	5	1	0
Tulane**	1983	1992	H	70-7	10	0	0
Tulsa	1969	1985	H	76-14	5	0	0
UCLA ?	2006	2006	N	44-27	1	0	0
Utah State	1975	1975	H	17-8	1	0	0
Villanova	1954	1957	A	7-21	3	1	0
Virginia*	1992	2011	H	13-14	14	3	0
Virginia Military	1952	1954	A	33-19	2	1	0
Virginia Tech	1955	2012	A	28-22	23	12	1
<b>WAKE FOREST</b>	<b>1956</b>	<b>2012</b>	<b>H</b>	<b>52-0</b>	<b>24</b>	<b>6</b>	<b>1</b>
West Virginia*	1982	2009	N	33-21	3	0	0
Western Carolina	1981	2008	H	69-0	3	0	0
Western Michigan ?	1991	2006	H	28-20	2	0	0
Whiting Field	1949	1949	H	74-0	1	0	0
Wichita State	1969	1986	H	59-3	2	0	0
William & Mary	1959	1960	H	22-0	1	1	0
Wisconsin*	2008	2008	N	42-13	1	0	0
Wofford*	1949	1952	A	27-13	3	0	0
Wyoming*	1966	1966	N	20-28	0	1	0

\* Bowl Games Included; \*\* Forfeit Included; ? Record indicates vacated win; X Record includes two vacated wins; **BOLD CAPS** indicates 2013 opponent

## HOMECOMING RESULTS

Year	Opponent	FSU	Opp
1948	Tampa	33	12
1949	Millsaps	40	0
1950	Sewanee	14	8
1951	Stetson	13	10
1952	Furman	0	9
1953	Stetson	13	6
1954	Furman	33	14
1955	The Citadel	39	0
1956	Wake Forest	14	14
1957	Virginia Tech	20	7
1958	Tampa	43	0
1959	William & Mary	0	9
1960	Kentucky	0	23
1961	Southern Mississippi	0	12
1962	Houston	0	7
1963	North Carolina State	14	0
1964	Kentucky	48	6
1965	Wake Forest	35	0
1966	Wake Forest	28	0
1967	Texas Tech	28	12
1968	Wake Forest	42	24
1969	South Carolina	34	9
1970	Virginia Tech	34	8
1971	Mississippi State	27	9
1972	Colorado State	33	0
1973	Memphis State	10	13

Year	Opponent	FSU	Opp
1974	Virginia Tech	21	56
1975	Miami (Fla.)	22	24
1976	Southern Mississippi	30	27
1977	North Texas State	35	14
1978	Navy	38	6
1979	South Carolina	27	7
1980	Boston College	41	7
1981	Western Carolina	56	31
1982	Southern Illinois	59	8
1983	Cincinnati	43	17
1984	Tennessee-Chattanooga	37	0
1985	Western Carolina	50	10
1986	Southern Mississippi	49	13
1987	Tulane	73	14
1988	Georgia Southern	28	10
1989	South Carolina	35	10
1990	Cincinnati	70	21
1991	Middle Tennessee State	39	10
1992	Maryland	69	21
1993	Wake Forest	54	0
1994	Clemson	17	0
1995	Georgia Tech	42	10
1996	Virginia	31	24
1997	NC State	48	35
1998	Clemson	48	0
1999	Wake Forest	33	10

Year	Opponent	FSU	Opp
2000	Duke	63	14
2001	NC State	28	34
2002	North Carolina	40	14
2003	NC State (OT)	50	44
2004	Duke	29	7
2005	Maryland	35	27
2006	Western Michigan	28	20

Year	Opponent	FSU	Opp
2007	Duke	25	6
2008	Boston College	17	27
2009	NC State	45	42
2010	North Carolina	35	37
2011	Virginia	13	14
2012	Duke	48	7



## Best Performances By Opponents

Individual	Value	Name	Team	Year
Most Yards Rushing	304	Sam DeJarnette	Southern Miss	1982
Most Rushing Attempts	43	Sam DeJarnette	Southern Miss	1982
Most Yards Passing	532	Jeff VanRaaphorst	Arizona State	1984
Most Passes Attempted	62	Scott Milanovich	Maryland	1995
Most Passes Completed	46	Scott Milanovich	Maryland	1995
Most Passes Caught	16	Alvin Pearman	Virginia	2003
	16	Geroy Simon	Maryland	1995
Most Yards Receiving	229	Gary Williams	Ohio State	1981
Longest TD Run From Scrimmage	94	Roger Craig	Nebraska	1981
Longest Punt Return	87	Darrell Blackman	NC State (TD)	2004
Most TDs on Returns	2	Henry Williams	East Carolina	1983
	2	Justin Miller	Clemson	2004 (2 kickoffs)
Most Interceptions	4	Bryant Gilliard	South Carolina	1984
Longest Interception Return	99	Trey Songy	Tulane	1983
Longest Kickoff Return	100	Anthony Collins	East Carolina	1980
Longest Pass Play	95	Ronnie Fletcher to Ben Hart (TD)	Oklahoma ('65 Gator)	1964
Longest Punt	77	Jim Wallon	Boston College	1976
		Rob Rajsich	Miami	1978

Team	Value	Name	Team	Year
Longest Field Goal	61	Wayne Latimer	Virginia Tech	1975
Most Field Goals	6	Bobby Raymond	Florida	1983
	6	Richard Jackson	Clemson	2009
Most Fumbles Recovered	3	John Hohesiel	Wichita State	1969
<b>Team</b>				
Points	59		Auburn	1985
Yards Rushing	472		Nebraska	1981
Rushing Attempts	80		Houston	1974
Yards Passing	532		Arizona State	1984
Passes Attempted	62		Maryland	1995
Passes Completed	46		Maryland	1995
Total Offense	651		Arizona State	1984
Most Fumbles	17		Wichita State	1969
Most Fumbles Lost	10		Wichita State	1969
Most Interceptions Made	7		South Carolina	1984
Most Interceptions Returned for TDs	2		Auburn	1985
Penalties	18		South Carolina	1985



AP WEEKLY RANKINGS

YEAR	WEEK OF	RANKED	RECORD
1962	Sept. 24	Other	1-0-1
1963	Sept. 23	Other	1-0-0
1964	Sept. 28	Other	2-0-0
	Oct. 5	Other	3-0-0
	Oct. 12	10	4-0-0
	Oct. 19	10	5-0-0
	Oct. 26	Other	5-1-0
	Nov. 2	Other	6-1-0
	Nov. 9	Other	6-1-0
	Nov. 16	Other	7-1-1
	Nov. 23	10	8-1-1
	Nov. 30	Other	8-1-1
1965	Preseason	Other	
	Oct. 18	Other	2-2-0
1966	Preseason	Other	
1967	Sept. 25	Other	0-1-1
	Oct. 23	Other	3-2-1
	Oct. 30	Other	4-2-1
	Nov. 6	Other	5-2-1
	Nov. 20	Other	6-2-1
	Nov. 27	Other	7-2-1
1968	Oct. 7	19	2-1-0
	Oct. 21	20	3-1-0
	Dec. 2	19	8-2-0
1971	Oct. 11	19	5-0-0
	Oct. 25	19	6-1-0
1972	Preseason	19	
	Sept. 11	20	1-0-0
	Sept. 18	17	2-0-0
	Sept. 25	16	3-0-0
	Oct. 2	13	4-0-0
1977	Oct. 24	20	5-1-0
	Oct. 31	15	6-1-0
	Nov. 7	16	7-1-0
	Nov. 14	13	8-1-0
	Nov. 28	19	8-2-0
Final '77 Poll	Jan. 1978	14	10-2-0
1978	Preseason	17	
	Sept. 11	16	1-0-0
	Sept. 18	13	2-0-0
	Sept. 25	10	3-0-0
	Oct. 2	18	3-1-0
	Oct. 9	15	4-1-0
1979	Preseason	19	
	Sept. 10	18	2-0-0
	Sept. 17	14	2-0-0
	Sept. 24	12	3-0-0
	Oct. 1	9	4-0-0
	Oct. 8	9	5-0-0
	Oct. 15	7	6-0-0
	Oct. 22	8	6-0-0
	Oct. 29	6	7-0-0
	Nov. 5	7	8-0-0
	Nov. 12	5	9-0-0
	Nov. 19	5	10-0-0
	Nov. 26	4	11-0-0
	Dec. 3	4	11-0-0
Final '79 Poll	Jan. 1980	6	11-1-0
1980	Preseason	13	
	Sept. 8	10	1-0-0
	Sept. 15	9	2-0-0
	Sept. 22	9	3-0-0
	Sept. 29	16	3-1-0
	Oct. 6	11	4-1-0
	Oct. 13	7	5-1-0
	Oct. 20	6	6-1-0
	Oct. 27	5	7-1-0
	Nov. 3	3	8-1-0
	Nov. 10	3	9-1-0
	Nov. 17	3	9-1-0
	Nov. 24	3	9-1-0
	Dec. 1	3	9-1-0
	Dec. 8	2	10-1-0
Final '80 Poll	Jan. 1981	5	10-2-0

1981	Preseason	19	
	Sept. 7	18	1-0-0
	Sept. 14	19	2-0-0
	Oct. 5	20	3-1-0
	Oct. 12	11	4-1-0
	Oct. 19	20	4-2-0
	Oct. 26	17	5-2-0
	Nov. 2	14	6-2-0
	Nov. 9	20	6-3-0
1982	Oct. 11	19	4-1-0
	Oct. 18	17	5-1-0
	Oct. 25	14	5-1-0
	Nov. 1	12	6-1-0
	Nov. 8	9	7-1-0
	Nov. 15	7	8-1-0
	Nov. 22	15	8-2-0
	Nov. 29	15	8-2-0
Final '82 Poll	Jan. 1983	13	9-3-0
1983	Preseason	7	
	Sept. 5	12	1-0-0
	Sept. 12	9	2-0-0
	Sept. 19	20	2-1-0
	Sept. 26	17	2-1-0
1984	Preseason	20	
	Sept. 3	20	1-0-0
	Sept. 10	18	1-0-0
	Sept. 17	15	2-0-0
	Sept. 24	9	3-0-0
	Oct. 1	6	4-0-0
	Oct. 8	9	4-0-1
	Oct. 15	15	4-1-1
	Oct. 22	15	5-1-1
	Oct. 29	15	5-1-1
	Nov. 5	14	6-1-1
	Nov. 12	17	6-2-1
	Nov. 19	15	7-2-1
	Nov. 26	12	7-2-1
Final '84 Poll	Jan. 1985	17	7-2-2
1985	Preseason	19	
	Sept. 2	17	1-0
	Sept. 9	7	2-0
	Sept. 16	6	2-0
	Sept. 23	4	3-0
	Sept. 30	4	4-0
	Oct. 7	4	4-0
	Oct. 14	13	4-1
	Oct. 21	11	5-1
	Oct. 28	10	6-1
	Nov. 5	16	6-2
	Nov. 12	15	7-2
	Nov. 19	14	8-2
	Nov. 26	12	8-3
	Dec. 3	18	8-3
Final '85 Poll	Jan. 1986	15	9-3
1986	Preseason	11	
	Sept. 1	11	1-0
	Sept. 8	15	1-1
	Sept. 15	15	1-1
	Sept. 22	20	1-1-1
	Oct. 28	20	4-1-2
Final '86 Poll	Jan. 1987	Other	7-4-1
1987	Preseason	8	
	Sept. 8	8	1-0
	Sept. 15	7	2-0
	Sept. 22	6	3-0
	Sept. 29	4	4-0
	Oct. 6	6	4-1
	Oct. 13	4	5-1
	Oct. 20	4	6-1
	Oct. 27	4	6-1
	Nov. 3	4	7-1
	Nov. 10	4	8-1
	Nov. 17	4	9-1
	Nov. 24	3	9-1
	Dec. 2	3	10-1
Final '87 Poll	Jan. 1988	2	11-1

1988	Preseason	1	
	Sept. 6	10	0-1
	Sept. 13	10	1-1
	Sept. 20	9	2-1
	Sept. 27	6	3-1
	Oct. 4	6	4-1
	Oct. 11	5	5-1
	Oct. 18	7	6-1
	Oct. 25	6	7-1
	Nov. 2	5	8-1
	Nov. 9	5	8-1
	Nov. 16	5	9-1
	Nov. 23	5	9-1
	Dec. 1	4	10-1
Final '88 Poll	Jan. 1989	3	11-1
1989	Preseason	6	
	Sept. 5	6	0-1
	Sept. 12	Other	0-2
	Sept. 19	Other	1-2
	Sept. 26	25	2-2
	Oct. 3	22	2-2
	Oct. 10	19	3-2
	Oct. 17	14	4-2
	Oct. 24	9	5-2
	Oct. 31	6	6-2
	Nov. 7	5	7-2
	Nov. 14	5	7-2
	Nov. 21	5	8-2
	Nov. 28	6	8-2
	Dec. 5	5	9-2
Final '89 Poll	Jan. 1990	3	10-2
1990	Preseason	4	
	Sept. 3	3	0-0
	Sept. 10	3	1-0
	Sept. 17	2	2-0
	Sept. 24	2	3-0
	Oct. 1	2	4-0
	Oct. 8	10	4-1
	Oct. 15	7	4-1
	Oct. 22	12	4-2
	Oct. 29	12	5-2
	Nov. 5	12	6-2
	Nov. 12	9	7-2
	Nov. 19	8	8-2
	Nov. 26	8	8-2
	Dec. 3	6	9-2
Final '90 Poll	Jan. 1991	4	10-2
1991	Preseason	1	
	Sept. 2	1	1-0
	Sept. 9	1	2-0
	Sept. 16	1	3-0
	Sept. 23	1	3-0
	Sept. 30	1	4-0
	Oct. 7	1	5-0
	Oct. 14	1	6-0
	Oct. 21	1	7-0
	Oct. 28	1	8-0
	Nov. 4	1	9-0
	Nov. 11	1	10-0
	Nov. 18	3	10-1
	Nov. 25	3	10-1
	Dec. 2	5	10-2
Final '91 Poll	Jan. 1992	4	11-2
1992	Preseason	5	
	Aug. 31	4	0-0
	Sept. 7	5	1-0
	Sept. 14	3	2-0
	Sept. 21	3	3-0
	Sept. 28	3	4-0
	Oct. 5	8	4-1
	Oct. 12	6	5-1
	Oct. 19	6	6-1
	Oct. 26	6	6-1
	Nov. 2	6	7-1
	Nov. 9	5	8-1
	Nov. 16	3	9-1
	Nov. 23	3	9-1
	Nov. 30	3	10-1
	Dec. 7	3	10-1
Final '92 Poll	Jan. 1993	2	11-1

1993	Preseason	1	
	Aug. 30	1	1-0
	Sept. 6	1	2-0
	Sept. 13	1	3-0
	Sept. 20	1	4-0
	Sept. 27	1	4-0
	Oct. 4	1	5-0
	Oct. 11	1	6-0
	Oct. 18	1	7-0
	Oct. 25	1	7-0
	Nov. 1	1	8-0
	Nov. 8	1	9-0
	Nov. 15	2	9-1
	Nov. 22	1	10-1
	Nov. 29	1	11-1
	Dec. 6	1	11-1
Final '93 Poll	Jan. 1994	1	12-1
1994	Preseason	3	
	Aug. 30	4	
	Sept. 4	4	1-0
	Sept. 11	3	2-0
	Sept. 18	3	3-0
	Sept. 25	3	4-0
	Oct. 2	3	4-0
	Oct. 9	11	4-1
	Oct. 16	10	4-1
	Oct. 23	9	5-1
	Oct. 30	8	6-1
	Nov. 6	8	7-1
	Nov. 13	8	8-1
	Nov. 20	7	9-1
	Nov. 27	6	9-1-1
	Dec. 5	7	9-1-1
Final '94 Poll	Jan. 1995	4	10-1-1
1995	Preseason	1	
	Aug. 28	1	
	Sept. 3	1	1-0
	Sept. 10	1	2-0
	Sept. 17	1	3-0
	Sept. 24	1	4-0
	Oct. 1	1	4-0
	Oct. 8	1	5-0
	Oct. 15	1	6-0
	Oct. 22	1	7-0
	Oct. 29	2	7-0
	Nov. 5	6	7-1
	Nov. 12	6	8-1
	Nov. 19	6	9-1
	Nov. 26	7	9-2
Final '95 Poll	Jan. 96	4	10-2
1996	Preseason	3	
	Aug. 26	3	
	Sept. 2	3	
	Sept. 9	3	1-0
	Sept. 16	3	1-0
	Sept. 23	2	2-0
	Sept. 29	2	3-0
	Oct. 7	3	4-0
	Oct. 14	3	5-0
	Oct. 21	3	5-0
	Oct. 28	3	6-0
	Nov. 4	3	7-0
	Nov. 11	3	8-0
	Nov. 18	3	9-0
	Nov. 25	2	10-0
	Dec. 2	1	11-0
	Dec. 9	1	11-0
Final '96 Poll	Jan. 3	3	11-1
1997	Preseason	5	
	Aug. 31	5	
	Sept		

2003 Preseason	13	0-0
Sept. 2	11	1-0
Sept. 9	10	2-0
Sept. 16	10	3-0
Sept. 23	6	4-0
Sept. 30	5	5-0
Oct. 7	5	5-0
Oct. 14	7	5-1
Oct. 21	6	6-1
Oct. 28	5	7-1
Nov. 4	3	8-1
Nov. 11	13	8-2
Nov. 18	11	9-2
Nov. 25	9	9-2
Dec. 2	9	10-2
Dec. 9	9	10-2
<b>Final '03 Poll</b>	<b>11</b>	<b>10-3</b>

2004 Preseason	5	0-0
Sept. 7	4	0-0
Sept. 14	8	0-1
Sept. 21	8	1-1
Sept. 28	9	2-1
Oct. 5	8	3-1
Oct. 12	7	4-1
Oct. 19	5	5-1
Oct. 26	5	6-1
Nov. 2	13	6-2
Nov. 9	11	7-2
Nov. 16	10	8-2
Nov. 23	19	8-3
Nov. 30	16	8-3
Dec. 7	17	8-3
<b>Final '04 Poll</b>	<b>15</b>	<b>9-3</b>

2005 Preseason	14	0-0
Sept. 4	11	0-0
Sept. 11	8	2-0
Sept. 18	6	3-0
Sept. 25	6	3-0
Oct. 2	4	4-0
Oct. 9	4	5-0
Oct. 16	11	5-1
Oct. 23	10	6-1
Oct. 30	9	7-1
Nov. 6	17	7-2
Nov. 13	22	7-3
Nov. 20	23	7-3
Dec. 4	22	8-4
<b>Final '05 Poll</b>	<b>23</b>	<b>8-5</b>

2006 Preseason	11	0-0
Sept. 5	9	1-0
Sept. 11	9	2-0
Sept. 18	18	2-1
Sept. 24	19	3-1
Oct. 1	17	3-1

2007 Preseason	19	0-0
Oct. 7	21	4-1
2008 Sept. 14	24	2-0
Oct. 19	24	5-1
Oct. 26	16	6-1
Nov. 2	24	6-2
Nov. 9	20	7-2
Nov. 23	23	8-3
<b>Final '08 Poll</b>	<b>21</b>	<b>9-4</b>

2009 Preseason	18	0-0
Sept. 26	18	2-2

2010 Preseason	20	0-0
Sept. 4	20	0-0
Sept. 11	17	1-0
Oct. 9	23	4-1
Oct. 16	16	5-1
Oct. 28	16	6-1
Nov. 6	24	6-2
Nov. 27	22	8-3
Dec. 4	20	9-3
Dec. 31	23	9-4
<b>Final '10 Poll</b>	<b>17</b>	<b>10-4</b>

2011 Preseason	6	0-0
Sept. 6	5	1-0
Sept. 11	5	2-0
Sept. 18	11	2-1
Sept. 25	23	2-2
Oct. 2	23	2-2
Nov. 13	23	7-3
Nov. 27	25	8-4
Dec. 4	25	8-4
<b>Final '11 Poll</b>	<b>23</b>	<b>9-4</b>

2012 Preseason	7	0-0
Sept. 1	7	0-0
Sept. 8	6	1-0
Sept. 15	5	2-0
Sept. 22	4	3-0
Sept. 29	4	4-0
Oct. 6	3	5-0
Oct. 13	12	5-1
Oct. 20	12	6-1
Oct. 27	11	7-1
Nov. 8	8	8-1
Nov. 17	10	9-1
Nov. 24	10	10-1
Dec. 1	13	10-2
Jan. 1	13	11-2
<b>Final '12 Poll</b>	<b>10</b>	<b>12-2</b>

FSU VS. OPPONENTS RANKED BY THE AP

DATE	OPPONENT	SCORE	SITE	OPP RANK
11/22/52	Georgia Tech	L 0-30	A	2
10/22/55	Georgia Tech	L 0-34	A	13
11/02/56	Miami	L 7-20	A	9
10/12/57	NC State	L 0-7	H	13
11/23/57	Auburn	L 7-29	H	2
10/31/59	Georgia	L 0-42	A	14
11/19/60	Auburn	L 21-57	A	9
09/30/61	Florida	T 3-3	A	17
10/07/61	Mississippi	L 0-33	A	2
10/05/62	Miami	L 6-7	A	9
11/23/63	Auburn	L 15-21	A	9
10/10/64	Kentucky	W 48-6	H	5
10/16/65	Georgia	W 10-3	H	5
10/08/66	Florida	L 19-22	H	10
09/23/67	Alabama	T 37-37	A	2
12/30/67	Penn State	T 17-17	N	10
09/28/68	Florida	L 3-9	H	5
10/05/68	Texas A&M	W 20-14	H	17
11/29/68	Houston	W 40-20	N	10
10/04/69	Florida	L 6-21	A	12
11/29/69	Houston	L 13-41	A	18
12/21/71	Arizona State	L 38-45	N	8
10/28/72	Auburn	L 14-27	A	12
09/29/73	Miami	L 10-14	H	18
11/03/73	Houston	L 3-34	A	18
09/14/74	Pittsburgh	L 6-9	H	13
10/12/74	Alabama	L 7-8	A	3
10/19/74	Florida	L 14-24	H	14
10/26/74	Auburn	L 6-38	A	5
11/23/74	Houston	L 8-23	H	15
10/18/75	Florida	L 8-34	A	14
09/25/76	Oklahoma	L 9-24	A	4
10/09/76	Boston College	W 28-9	H	13
10/16/76	Florida	L 26-33	H	12
10/21/78	Pittsburgh	L 3-7	A	15
11/10/79	South Carolina	W 27-7	H	19
01/01/80	Oklahoma	L 7-24	N	5
10/04/80	Nebraska	W 18-14	A	3
10/11/80	Pittsburgh	W 36-22	H	4
11/22/80	Florida	W 17-13	H	19
01/01/81	Oklahoma	L 17-18	N	4
09/19/81	Nebraska	L 14-34	A	17
10/03/81	Ohio State	W 36-27	A	7
10/17/81	Pittsburgh	L 14-42	A	3
11/07/81	Miami	L 19-27	H	13
11/14/81	Southern Miss	L 14-58	H	14
09/18/82	Pittsburgh	L 17-37	H	2
10/30/82	Miami	W 24-7	A	16
11/20/82	LSU	L 21-55	A	12
12/30/82	West Virginia	W 31-12	N	10
09/10/83	LSU	W 40-35	A	13
10/01/83	Auburn	L 24-27	A	10
11/12/83	Miami	L 16-17	H	6
12/03/83	Florida	L 14-53	A	12
09/22/84	Miami	W 38-3	A	4
10/13/84	Auburn	L 41-42	H	16
11/10/84	South Carolina	L 26-38	A	5
12/01/84	Florida	L 17-27	H	3
09/07/85	Nebraska	W 17-13	A	10
10/12/85	Auburn	L 27-59	A	12
11/02/85	Miami	L 27-35	H	11
11/30/85	Florida	L 14-38	A	6
12/30/85	Oklahoma St.	W 34-23	N	19
09/06/86	Nebraska	L 17-34	A	8

DATE	OPPONENT	SCORE	SITE	OPP RANK
09/27/86	Michigan	L 18-20	A	5
11/01/86	Miami	L 23-41	A	1
10/03/87	Miami	L 25-26	H	3
11/07/87	Auburn	W 34-6	A	6
01/01/88	Nebraska	W 31-28	N	5
09/03/88	Miami	L 0-31	A	8
09/17/88	Clemson	W 24-21	A	3
11/05/88	South Carolina	W 59-0	A	15
01/02/89	Auburn	W 13-7	N	7
09/09/89	Clemson	L 23-34	H	10
09/16/89	LSU	W 31-21	A	21
10/07/89	Syracuse	W 41-10	A	17
10/21/89	Auburn	W 22-14	H	11
10/28/89	Miami	W 24-10	H	2
01/01/90	Nebraska	W 41-17	N	6
10/06/90	Miami	L 22-31	A	9
10/20/90	Auburn	L 17-20	A	5
12/01/90	Florida	W 45-30	H	6
12/29/90	Penn State	W 24-17	N	7
08/29/91	BYU	W 44-28	N	19
09/28/91	Michigan	W 51-31	A	3
10/05/91	Syracuse	W 46-14	H	10
11/16/91	Miami	L 16-17	H	2
11/30/91	Florida	L 9-14	A	5
01/01/92	Texas A&M	W 10-2	N	9
09/12/92	Clemson	W 24-20	A	15
09/19/92	NC State	W 34-13	A	16
10/03/92	Miami	L 16-19	A	2
10/17/92	Georgia Tech	W 29-24	A	16
10/31/92	Virginia	W 13-3	A	23
11/28/92	Florida	W 45-24	H	6
01/01/93	Nebraska	W 27-14	N	11
09/11/93	Clemson	W 57-0	H	17
09/18/93	North Carolina	W 33-7	A	13
10/09/93	Miami	W 28-10	H	3
10/16/93	Virginia	W 40-14	H	15
11/13/93	Notre Dame	L 24-31	A	2
11/27/93	Florida	W 33-21	A	7
01/01/94	Nebraska	W 18-16	N	2
09/24/94	North Carolina	W 31-18	H	13
10/08/94	Miami	L 20-34	A	13
10/29/94	Duke	W 59-20	H	13
11/19/94	NC State	W 34-3	A	22
11/26/94	Florida	T 31-31	H	4
01/02/95	Florida	W 23-17	N	5
11/02/95	Virginia	L 28-33	A	24
11/25/95	Florida	L 24-35	A	3
01/01/96	Notre Dame	W 31-26	N	6
09/28/96	North Carolina	W 13-0	H	11
10/26/96	Virginia	W 31-24	H	14
10/12/96	Miami	W 34-16	A	6
11/16/96	Southern Miss	W 54-14	H	25
11/30/96	Florida	W 24-21	H	1
01/02/97	Florida	L 52-20	N	3
09/06/97	USC	W 14-7	A	23
09/20/97	Clemson	W 35-28	A	16
10/18/97	Georgia Tech	W 38-0	H	21
11/08/97	North Carolina	W 20-3	A	5
11/22/97	Florida	L 29-32	A	10
01/01/98	Ohio State	W 31-14	N	9
08/28/98	Texas A&M	W 23-14	N	15
09/26/98	USC	W 30-10	H	18
10/24/98	Georgia Tech	W 34-7	A	20

DATE	OPPONENT	SCORE	SITE	OPP RANK
11/07/98	Virginia	W 45-14	H	12
11/21/98	Florida	W 23-12	H	4
01/04/99	Tennessee	L 23-16	N	1
09/11/99	Georgia Tech	W 41-35	H	10
09/18/99	NC State	W 42-11	H	20
10/09/99	Miami	W 31-21	H	19
11/11/99	Florida	W 30-23	A	3
01/04/00	Virginia Tech	W 46-29	N	2
10/07/00	Miami	L 24-27	A	7
10/28/00	NC State	W 58-14	A	21
11/04/00	Clemson	W 54-7	H	10
11/18/00	Florida	W 30-7	H	4
01/03/01	Oklahoma	L 2-13	N	1
10/13/01	Miami	L 27-49	H	2
10/27/01	Maryland	W 52-31	H	10
11/17/01	Florida	L 13-37	A	3
01/01/02	Virginia Tech	W 30-17	N	15
10/12/02	Miami	L 27-28	A	1
10/26/02	Notre Dame	L 24-34	H	6
11/30/02	Florida	W 31-14	H	14
01/01/03	Georgia	L 13-26	N	4
10/11/03	Miami	L 22-14	H	2
11/29/03	Florida	W 38-34	A	11
01/01/03	Miami	L 16-14	N	10
09/10/04	Miami	L 10-16	A	5
10/16/04	Virginia	W 36-3	H	6
09/05/05	Miami	W 10-7	H	9



All-Time vs. AP Ranked Opponents

RANK	HOME	AWAY	NEUTRAL	TOTAL	RANK	HOME	AWAY	NEUTRAL	TOTAL
1	1-1-0	0-3-0	0-2-0	1-6-0	17	2-0-0	2-1-1	0-0-0	4-1-1
2	1-6-0	1-4-1	2-0-0	4-10-1	18	1-3-0	0-2-0	1-0-0	2-5-0
3	1-2-0	4-4-0	0-2-0	5-8-0	19	3-0-0	0-1-0	3-0-0	6-1-0
4	3-1-1	1-1-0	0-2-0	4-4-1	20	1-0-0	1-0-0	0-0-0	2-0-0
5	2-1-0	1-6-0	3-1-0	6-8-0	21	1-0-0	2-1-0	0-0-0	3-1-0
6	3-3-0	2-1-0	2-0-0	7-4-0	22	0-1-0	2-0-0	1-0-0	3-1-0
7	0-0-0	3-1-0	2-0-0	5-1-0	23	0-0-0	2-0-0	0-0-0	2-0-0
8	0-0-0	0-2-0	0-1-0	0-3-0	24	0-0-0	0-1-0	0-0-0	0-1-0
9	1-0-0	0-5-0	2-0-0	3-5-0	25	1-0-0	0-0-0	0-0-0	1-0-0
10	5-2-0	1-3-0	2-1-1	8-6-1	<b>Total</b>	<b>34-28-1</b>	<b>33-48-2</b>	<b>21-10-1</b>	<b>88-86-4</b>



# SCORING MARGINS

## Top 10 Margins of Victory - All Games

1.	+74	74-0	Oct. 1, 1949	vs. Whiting Field
2.	+69	69-0	Sept. 6, 2008	vs. Western Carolina
3.	+66	69-3	Sept. 1, 2012	vs. Murray State
4.	+63	66-3	Oct. 22, 1988	vs. Louisiana Tech
	+63	70-7	Nov. 14, 1992	vs. Tulane
6.	+62	76-14	Oct. 19, 1985	vs. Tulsa
7.	+60	77-17	Sept. 16, 1995	vs. NC State
8.	+59	59-0	Oct. 3, 1953	vs. Louisville
	+59	62-3	Nov. 20, 1993	vs. NC State
	+59	73-14	Oct. 31, 1987	vs. Tulane
	+59	72-13	Oct. 14, 1995	vs. Wake Forest
	+59	59-0	Nov., 5, 1988	at South Carolina

## Top 10 Margin of Defeat - All Games

1.	-49	0-49	Dec. 1, 1973	at Florida
2.	-47	0-47	Sept. 18, 1976	at Miami
3.	-44	14-58	Nov. 14, 1981	vs. Southern Miss
4.	-42	0-42	Oct. 31, 1959	at Georgia
5.	-40	12-52	Nov. 17, 1973	vs. South Carolina
6.	-39	14-53	Dec. 3, 1983	at Florida
7.	-36	21-57	Nov. 19, 1960	at Auburn
8.	-35	21-56	Nov. 16, 1974	vs. Virginia Tech
9.	-34	0-34	Oct. 22, 1955	at Georgia Tech
	-34	21-55	Nov. 20, 1982	at Louisiana State
	-34	0-34	Sept. 30, 1955	at Miami

## Top 10 Margins of Victory - Home Games

1.	+74	74-0	Oct. 1, 1949	vs. Whiting Field
2.	+69	69-0	Sept. 6, 2008	vs. Western Carolina
3.	+66	69-3	Sept. 1, 2012	vs. Murray State
4.	+63	66-3	Oct. 22, 1988	vs. Louisiana Tech
	+63	70-7	Nov. 14, 1992	vs. Tulane
6.	+62	76-14	Oct. 19, 2002	vs. Tulsa
7.	+60	77-17	Sept. 16, 1995	vs. NC State
8.	+59	59-0	Oct. 3, 1953	vs. Louisville
	+59	62-3	Nov. 20, 1993	vs. NC State
	+59	73-14	Oct. 31, 1987	vs. Tulane
	+59	72-13	Oct. 14, 1995	vs. Wake Forest

## Top 10 Margins of Defeat - Home Games

1.	-44	14-58	Nov. 14, 1981	vs. Southern Miss
2.	-40	12-52	Nov. 17, 1973	vs. South Carolina
3.	-35	21-56	Nov. 16, 1974	vs. Virginia Tech
4.	-33	14-47	Oct. 15, 1955	vs. Georgia
	-33	6-39	Dec. 6, 1952	vs. Tampa
6.	-30	0-30	Nov. 11, 2006	vs. Wake Forest
	-30	15-45	Nov. 29, 2008	vs. Florida
8.	-29	13-42	Oct. 7, 1972	vs. Florida
9.	-28	0-28	Sept. 22, 1973	vs. Kansas
10.	-27	14-41	Oct. 4, 1952	vs. Louisville
	-27	13-40	Nov. 8, 1957	vs. Miami

## Top 10 Margins of Victory - Road Games

1.	+59	59-0	Nov., 5, 1988	at South Carolina
2.	+52	59-7	Sept. 28, 2000	at Maryland
3.	+51	61-10	Oct. 10, 1987	at Southern Miss
4.	+49	56-7	Sept. 27, 2003	at Duke
5.	+46	49-3	Nov. 2, 1996	at Georgia Tech
6.	+42	55-13	Sept. 1, 2001	at Duke
	+42	56-14	Sept. 17, 1994	at Wake Forest
8.	+41	44-3	Sept. 12, 1987	at East Carolina
	+41	47-6	Oct. 2, 1954	at Louisville
	+41	48-7	Nov. 16, 1968	at NC State
	+41	47-6	Nov. 20, 1954	at Stetson

## Top 10 Margins of Defeat - Road Games

1.	-49	0-49	Dec. 1, 1973	at Florida
2.	-47	0-47	Sept. 18, 1976	at Miami
3.	-42	0-42	Oct. 31, 1959	at Georgia
4.	-39	14-53	Dec. 3, 1983	at Florida
5.	-36	21-57	Nov. 19, 1960	at Auburn
6.	-34	0-34	Oct. 22, 1955	at Georgia Tech
	-34	21-55	Nov. 20, 1982	at Louisiana State
	-34	0-34	Sept. 30, 1955	at Miami
9.	-33	0-33	Oct. 23, 1954	at Auburn
	-33	12-45	Oct. 24, 2007	at Florida

## Top 10 Margins of Victory - ACC Games

1.	+59	62-3	Nov. 20, 1993	vs. NC State
	+59	72-13	Oct. 4, 1995	vs. Wake Forest
3.	+57	57-0	Sept. 11, 1993	vs. Clemson
4.	+54	54-0	Oct. 30, 1993	vs. Wake Forest
5.	+52	52-0	Sept. 15, 2012	vs. Wake Forest
	+52	59-7	Sept. 28, 2000	at Maryland
7.	+51	51-0	Oct. 2, 1993	vs. Georgia Tech
	+51	58-7	Nov. 15, 1997	vs. Wake Forest
9.	+49	56-7	Sept. 27, 2003	at Duke
	+49	63-14	Sept. 16, 2000	vs. North Carolina
	+49	63-14	Oct. 14, 2000	vs. Duke
	+49	62-13	Sept. 19, 1998	vs. Duke

## Top 10 Margins of Victory - ACC Home Games

1.	+59	62-3	Nov. 20, 1993	vs. NC State
	+59	72-13	Oct. 4, 1995	vs. Wake Forest
3.	+57	57-0	Sept. 11, 1993	vs. Clemson
4.	+54	54-0	Oct. 30, 1993	vs. Wake Forest
5.	+52	52-0	Sept. 15, 2012	vs. Wake Forest
6.	+51	51-0	Oct. 2, 1993	vs. Georgia Tech
	+51	58-7	Nov. 15, 1997	vs. Wake Forest
8.	+49	63-14	Sept. 16, 2000	vs. North Carolina
	+49	63-14	Oct. 14, 2000	vs. Duke
	+49	62-13	Sept. 19, 1998	vs. Duke

## Top 10 Margins of Victory - ACC Road Games

1.	+52	59-7	Sept. 28, 2000	at Maryland
2.	+49	56-7	Sept. 27, 2003	at Duke
3.	+46	49-3	Nov. 2, 1996	at Georgia Tech
4.	+44	58-14	Oct. 28, 2000	at NC State
5.	+42	56-14	Sept. 17, 1994	at Wake Forest
6.	+38	45-7	Sept. 4, 1993	at Duke
7.	+36	43-7	Oct. 20, 2001	at Virginia
8.	+34	51-17	Sept. 19, 1996	at NC State
	+34	37-3	Nov. 22, 2008	at Maryland
10.	+32	41-10	Sept. 25, 1999	at North Carolina
	+32	52-20	Sept. 10, 1994	at Maryland

## Top Four Margins of Victory - ACC Neutral Site Games

1.	+44	70-26	Sept. 2, 1995	vs. Duke (at Orlando)
2.	+38	48-10	Nov. 23, 1996	vs. Maryland (Ft. Lauderdale)
3.	+37	44-7	Nov. 9, 1996	vs. Wake Forest (at Orlando)
4.	+28	51-23	Oct. 2, 1999	vs. Duke (at Jacksonville)

## Top Five Margins of Defeat - ACC Games

1.	-32	9-41	Sept. 22, 2001	at North Carolina
2.	-30	0-30	Nov. 11, 2006	Wake Forest
3.	-21	14-35	Nov. 12, 2005	at Clemson
4.	-17	7-24	Sept. 12, 1998	at NC State
5.	-16	10-26	Nov. 8, 2003	at Clemson

## Top 10 Margins of Victory - Bowl Games

1.	+29	42-13	Dec. 27, 2008	Champs Sports Bowl	vs. Wisconsin
2.	+25	28-3	Dec. 31, 1983	Peach Bowl	vs. North Carolina
3.	+24	41-17	Jan. 1, 1990	Fiesta Bowl	vs. Nebraska
4.	+23	40-17	Dec. 23, 1977	Tangerine Bowl	vs. Texas Tech
5.	+21	31-10	Jan. 1, 2013	Orange Bowl	vs. Northern Illinois
6.	+19	31-12	Dec. 30, 1982	Gator Bowl	vs. West Virginia
7.	+17	36-19	Jan. 2, 1965	Gator Bowl	vs. Oklahoma
	+17	31-14	Jan. 1, 1998	Sugar Bowl	vs. Ohio State
	+17	46-29	Jan. 4, 2000	Sugar Bowl	vs. Virginia Tech
	+17	44-27	Dec. 27, 2006	Emerald Bowl	vs. UCLA

## Top 10 Margins of Defeat - Bowl Games

1.	-32	20-52	Jan. 2, 1996	Sugar Bowl	vs. Florida
2.	-27	20-47	Jan. 1, 1955	Sun Bowl	vs. Texas Western
3.	-17	7-24	Jan. 1, 1980	Orange Bowl	vs. Oklahoma
4.	-13	13-26	Jan. 1, 2003	Sugar Bowl	vs. Georgia
5.	-9	6-15	Dec. 13, 1958	Bluegrass Bowl	vs. Oklahoma State
	-9	2-12	Jan. 3, 2001	Orange Bowl	vs. Oklahoma
7.	-8	20-28	Dec. 24, 1966	Sun Bowl	vs. Wyoming
8.	-7	38-45	Dec. 27, 1971	Fiesta Bowl	vs. Arizona State
	-7	16-23	Jan. 4, 1999	Fiesta Bowl	vs. Tennessee
	-7	28-35	Dec. 31, 2007	Music City Bowl	vs. Kentucky

2013 PREVIEW  
2013 SEMINOLES  
COACHING STAFF  
2012 SEASON IN REVIEW  
THIS IS FSU  
HONORS  
SEMINOLES IN THE PROS  
RECORDS  
ADMINISTRATION

YEAR-BY-YEAR TEAM STATISTICS

YEAR	POINTS PER GAME	TDS	RUSHING ATT - YARDS - AVG	PASSING ATT - COMP - INT	PASS YARDS	PASS YDS PER GAME	TOTAL OFF PLAY - YARDS	YARDS PER GAME	PENALTIES	FUM-LOST
2012	39.3	68	513 - 2882 - 205.9	428 - 288 - 10	3709	264.9	941 - 6591	470.8	89	24-17
	14.7	23	469 - 1287 - 91.9	453 - 221 - 11	2266	161.9	922 - 3553	253.8	69	19-10
2011	30.6	48	437 - 1458 - 112.2	383 - 247 - 12	3341	257.0	820 - 4799	369.2	103	18-6
	15.1	25	458 - 1075 - 82.7	401 - 237 - 16	2500	192.3	859 - 3575	275.0	75	18-7
2010	31.4	53	500 - 2400 - 171.4	397 - 250 - 13	2938	209.9	897 - 5338	381.3	88	24-10
	19.6	31	529 - 1802 - 128.7	477 - 278 - 15	3150	225.0	1006 - 4952	353.7	98	23-12
2009	30.1	48	422 - 2215 - 170.4	437 - 296 - 13	3534	271.8	859 - 5478	421.4	89	26-13
	30.0	53	194 - 2961 - 227.8	343 - 205 - 14	2990	230.0	837 - 5650	434.6	80	20-13
2008	33.4	51	483 - 2328 - 179.1	387 - 211 - 16	2506	192.8	870 - 4834	371.8	102	23-10
	20.2	29	450 - 1723 - 132.5	342 - 175 - 9	2111	162.4	792 - 3834	294.9	76	24-17
2007	23.3	32	447 - 1659 - 127.6	466 - 256 - 10	3143	241.8	913 - 4802	369.4	108	21-12
	22.9	38	454 - 1516 - 116.6	464 - 264 - 17	3190	245.4	918 - 4706	362.0	101	23-11
2006	26.5	42	363 - 1255 - 96.5	439 - 239 - 16	3039	233.8	802 - 4294	330.3	89	26-11
	19.8	31	421 - 1203 - 92.5	414 - 227 - 12	2578	198.3	835 - 3781	290.8	82	19-7
2005	28.9	46	376 - 1222 - 94.0	526 - 303 - 19	3674	282.6	902 - 4896	376.6	114	19-8
	22.0	34	492 - 1409 - 108.4	404 - 239 - 12	2611	200.8	896 - 4020	309.2	93	25-11
2004	25.2	40	460 - 1944 - 162.0	402 - 215 - 15	2526	210.5	862 - 4470	372.5	116	16-7
	14.1	13	418 - 997 - 83.1	380 - 204 - 16	2409	200.8	798 - 3406	283.8	82	22-13
2003	32.2	52	469 - 1734 - 133.4	438 - 249 - 13	3505	269.6	907 - 5239	403.0	91	29-12
	16.7	23	472 - 1552 - 119.4	449 - 247 - 15	2768	212.9	921 - 4320	332.3	90	28-18
2002	30.6	53	562 - 2618 - 187.0	419 - 217 - 10	2955	211.1	981 - 5513	398.1	109	22-11
	21.5	35	497 - 1831 - 130.8	465 - 249 - 16	3293	235.2	962 - 5124	366.0	104	30-16
2001	33.9	48	434 - 1756 - 192.2	325 - 184 - 13	2931	266.5	759 - 4687	426.1	93	15-8
	26.1	36	398 - 1386 - 154.5	373 - 206 - 15	2534	230.4	771 - 3920	356.4	93	20-10
2000	42.4	67	455 - 1980 - 165.0	469 - 290 - 14	4608	384.0	924 - 6588	549.0	123	10-7
	10.2	15	387 - 887 - 73.9	447 - 220 - 19	2437	203.1	834 - 3324	277.0	132	29-14
1999	34.3	49	397 - 1356 - 123.5	423 - 250 - 17	3332	302.9	820 - 4683	425.7	109	11-4
	14.5	20	357 - 1057 - 98.8	305 - 217 - 22	2264	205.8	672 - 3351	304.6	96	18-7
1998	32.1	43	515 - 1797 - 149.8	357 - 185 - 9	3019	251.6	872 - 4816	401.3	117	22-12
	11.5	16	412 - 958 - 79.8	335 - 138 - 18	1620	135.0	747 - 2578	214.8	78	27-14
1997	39.7	55	344 - 1233 - 112.1	440 - 262 - 11	3740	340.0	784 - 4973	452.1	113	18-6
	15.2	22	379 - 571 - 51.9	338 - 164 - 22	2084	189.5	717 - 2655	241.4	82	20-10
1996	38.7	54	423 - 1958 - 178.2	335 - 181 - 14	2541	231.0	759 - 4499	409.0	94	18-9
	11.1	15	418 - 649 - 59.0	358 - 162 - 11	1875	170.5	775 - 2524	229.5	60	26-12
1995	48.4	72	420 - 2451 - 222.8	465 - 297 - 14	3616	328.7	885 - 6067	551.5	76	18-6
	18.3	27	446 - 1452 - 132.0	376 - 194 - 16	2347	213.4	822 - 3799	345.4	76	32-19
1994	36.8	53	412 - 2080 - 189.1	264 - 441 - 18	3234	294.0	853 - 5314	483.1	85	18-13
	16.6	22	377 - 1077 - 97.9	180 - 376 - 15	1860	169.1	753 - 2937	267.0	73	21-13
1993	43.2	70	470 - 2667 - 222.3	327 - 469 - 6	3909	325.8	939 - 6576	548.0	102	18-12
	9.4	15	397 - 1182 - 98.5	181 - 376 - 15	2232	186.0	773 - 3414	284.5	68	15-9
1992	38.1	56	464 - 2252 - 204.7	214 - 387 - 17	2828	257.1	851 - 5080	461.8	89	27-14
	15.6	19	400 - 1103 - 100.3	182 - 386 - 18	2114	192.2	786 - 3217	292.5	62	24-13
1991	36.6	57	507 - 2287 - 190.6	234 - 390 - 11	3114	259.5	897 - 5401	450.1	89	15-6
	15.5	23	398 - 994 - 82.8	192 - 378 - 25	2381	198.4	776 - 3375	281.3	62	23-12
1990	39.5	57	422 - 2137 - 194.3	348 - 222 - 10	2785	253.2	770 - 4922	447.5	89	14-6
	17.2	22	465 - 1646 - 149.6	318 - 163 - 21	1830	166.4	783 - 3476	316.0	72	34-16
1989	34.8	48	393 - 1517 - 137.9	387 - 230 - 11	3448	313.5	780 - 4965	451.4	89	23-14
	16.5	20	456 - 1496 - 136.0	325 - 161 - 23	2063	187.5	781 - 3559	323.5	74	26-16
1988	40.2	58	443 - 2195 - 199.5	319 - 188 - 18	2676	243.3	762 - 4871	442.8	93	16-7
	15.0	21	481 - 1662 - 151.1	278 - 110 - 18	1443	131.2	759 - 3105	282.3	83	29-9
1987	40.9	55	530 - 2995 - 272.3	318 - 173 - 11	2366	215.1	848 - 5361	487.4	78	20-14
	12.3	15	422 - 1453 - 132.1	310 - 129 - 15	1563	142.1	732 - 3016	274.2	59	31-17
1986	33.2	45	464 - 2055 - 186.8	301 - 164 - 14	2142	194.7	775 - 4197	381.6	81	29-12
	18.6	26	466 - 1432 - 130.2	290 - 141 - 15	1845	167.7	756 - 3277	297.9	65	34-14
1985	33.5	45	503 - 2369 - 215.4	277 - 149 - 17	2078	188.9	781 - 4447	404.3	79	35-15
	21.4	30	457 - 1617 - 147.0	308 - 164 - 22	1924	174.9	765 - 3541	321.9	67	21-8
1984	35.3	48	571 - 3021 - 274.6	236 - 119 - 9	1938	176.2	807 - 4959	450.8	89	34-15
	21.3	29	452 - 1719 - 156.3	308 - 157 - 14	2390	217.3	760 - 4109	373.6	83	27-11
1983	32.1	49	518 - 2522 - 229.3	313 - 176 - 14	2367	215.2	830 - 4889	444.5	73	25-18
	28.1	37	476 - 1977 - 179.7	295 - 173 - 10	2202	200.2	772 - 4179	379.9	69	20-8
1982	35.3	53	477 - 2339 - 212.6	348 - 190 - 14	2785	253.2	825 - 5124	465.8	70	33-17
	22.0	31	529 - 2181 - 198.3	283 - 135 - 24	1912	173.8	812 - 4030	366.4	65	27-10
1981	21.8	31	492 - 1955 - 177.7	309 - 157 - 18	1888	171.6	801 - 3843	349.4	56	24-13
	26.0	36	481 - 1836 - 166.9	312 - 169 - 11	2367	215.2	793 - 4203	382.1	52	29-14
1980	32.0	41	603 - 2138 - 194.4	232 - 136 - 11	1597	145.2	835 - 3735	339.6	49	23-6
	7.7	10	408 - 984 - 89.5	241 - 106 - 18	1306	118.7	649 - 2290	208.2	57	27-19
1979	29.0	39	515 - 1861 - 169.2	340 - 174 - 17	2214	201.3	855 - 4075	370.5	63	17-8
	12.4	18	448 - 1304 - 118.6	267 - 91 - 23	1365	124.1	715 - 2669	242.6	48	45-15

2013 PREVIEW  
 2013 SEMINOLES  
 COACHING STAFF  
 2012 SEASON IN REVIEW  
 THIS IS FSU  
 HONORS  
 SEMINOLES IN THE PROS  
 RECORDS  
 FSU ADMINISTRATION



YEAR-BY-YEAR TEAM STATISTICS

YEAR	POINTS PER GAME	TDS	RUSHING ATT - YARDS - AVG	PASSING ATT - COMP - INT	PASS YARDS	PASS YDS PER GAME	TOTAL OFF PLAY - YARDS	YARDS PER GAME	PENALTIES	FUM-LOST
1978	28.4	42	476 - 1773 - 161.2	369 - 206 - 16	2749	249.9	845 - 4522	411.1	53	19-9
	18.9	29	494 - 2000 - 181.8	228 - 117 - 17	1587	144.3	722 - 3587	326.1	49	32-18
1977	24.9	34	462 - 1637 - 148.8	323 - 176 - 16	2466	224.2	785 - 4103	373.0	58	22-14
	13.9	16	560 - 1773 - 161.2	215 - 91 - 14	1167	106.1	775 - 2940	267.3	48	33-14
1976	18.6	26	488 - 1826 - 166.0	247 - 137 - 14	2040	185.5	741 - 3866	351.5	40	33-19
	23.5	33	630 - 3069 - 279.9	135 - 68 - 5	949	86.3	770 - 3942	358.4	51	32-17
1975	17.0	25	519 - 1803 - 163.9	252 - 136 - 12	1885	171.4	771 - 3688	335.3	71	33-16
	19.4	26	594 - 2755 - 250.5	116 - 53 - 11	698	63.5	710 - 3453	313.9	53	41-23
1974	11.8	17	432 - 1703 - 154.8	293 - 153 - 20	1769	160.8	725 - 3472	315.6	85	33-19
	26.3	38	641 - 3069 - 279.0	161 - 81 - 8	1399	127.2	802 - 4468	406.2	46	42-24
1973	8.9	13	377 - 1166 - 106.0	325 - 138 - 21	1698	154.4	702 - 2864	260.3	63	39-22
	30.1	43	605 - 3041 - 276.5	252 - 130 - 15	1855	168.7	857 - 4896	445.1	75	36-15
1972	26.2	39	421 - 1500 - 136.4	389 - 209 - 23	2974	270.4	810 - 4474	406.7	74	28-16
	20.4	31	533 - 1919 - 174.5	268 - 125 - 22	1709	155.4	801 - 3628	329.2	51	30-14
1971	24.6	33	411 - 1305 - 118.6	338 - 186 - 20	2750	250.0	749 - 4055	368.6	61	32-20
	11.7	15	514 - 1472 - 133.8	259 - 122 - 17	1389	126.3	773 - 2861	260.1	50	33-16
1970	23.1	31	442 - 1379 - 125.4	345 - 175 - 16	2838	258.0	787 - 4217	383.4	71	31-22
	17.7	26	519 - 1861 - 169.2	296 - 133 - 17	1661	151.0	815 - 3532	320.2	52	32-15
1969	22.0	27	421 - 1049 - 104.9	356 - 191 - 19	2550	255.0	777 - 3599	359.9	62	42-27
	18.2	25	468 - 1560 - 156.0	225 - 103 - 20	1239	123.9	693 - 2799	279.9	51	36-20
1968	28.1	37	436 - 1484 - 148.4	356 - 195 - 13	2844	284.4	792 - 4328	432.8	55	13-9
	18.0	24	462 - 1811 - 181.1	226 - 115 - 25	1392	139.2	688 - 3203	320.3	44	27-12
1967	23.3	30	371 - 1202 - 120.2	352 - 190 - 21	2584	258.4	723 - 3786	378.6	57	21-13
	17.0	22	445 - 1509 - 150.9	194 - 86 - 17	1146	114.6	639 - 2655	265.5	54	30-12
1966	25.4	34	384 - 1277 - 127.7	350 - 187 - 14	2467	246.7	734 - 3744	374.4	53	10-5
	18.7	23	384 - 1453 - 145.3	229 - 112 - 18	1543	154.3	613 - 2996	199.6	46	22-14
1965	12.1	15	384 - 1396 - 139.6	256 - 114 - 15	1296	129.6	640 - 2692	269.2	53	13-5
	11.9	16	436 - 1835 - 183.5	181 - 89 - 5	1212	121.2	577 - 2517	251.7	50	21-14
1964	22.7	29	409 - 1386 - 138.6	249 - 147 - 10	2029	202.9	658 - 3415	341.5	58	17-9
	6.6	10	349 - 750 - 75.0	195 - 76 - 10	1061	106.1	545 - 1811	181.1	62	32-23
1963	16.7	23	380 - 1344 - 134.4	181 - 90 - 11	1156	115.6	561 - 2500	250.0	52	29-15
	9.3	12	446 - 1384 - 138.4	172 - 83 - 10	885	88.5	618 - 2269	226.9	28	24-10
1962	17.0	23	450 - 1541 - 154.1	223 - 118 - 9	1596	159.6	673 - 3137	313.7	60	19-11
	6.9	10	379 - 1301 - 130.1	148 - 67 - 14	693	69.3	527 - 1994	199.4	51	28-12
1961	9.3	12	454 - 1484 - 148.4	140 - 69 - 9	672	67.2	594 - 2156	215.6	49	19-10
	12.8	18	424 - 1526 - 152.6	178 - 89 - 12	1132	113.2	602 - 2658	265.8	66	29-14
1960	11.1	16	425 - 1289 - 128.9	200 - 96 - 14	1046	104.6	625 - 2335	233.5	49	18-12
	13.6	18	479 - 1840 - 184.0	153 - 80 - 10	993	99.3	632 - 2833	283.3	51	32-16
1959	14.9	22	435 - 1267 - 126.7	212 - 104 - 10	1222	122.2	647 - 2489	248.9	42	27-16
	13.2	10	474 - 1591 - 159.1	163 - 75 - 14	1090	109.0	637 - 2681	268.1	74	17-9
1958	21.2	29	441 - 1773 - 177.3	176 - 80 - 15	1043	104.3	617 - 2816	281.6	64	26-16
	10.9	15	482 - 1646 - 164.6	126 - 51 - 14	675	67.5	608 - 2321	232.1	53	31-20
1957	13.6	20	443 - 1642 - 164.2	164 - 71 - 17	786	78.6	607 - 2428	242.8	56	27-18
	16.5	24	512 - 2127 - 212.7	126 - 61 - 10	789	78.9	628 - 2916	291.6	52	36-26
1956	17.8	26	443 - 1727 - 172.7	151 - 82 - 7	960	96.0	594 - 2687	268.7	69	22-15
	11.6	19	476 - 1827 - 182.7	123 - 61 - 11	812	81.2	599 - 2639	263.9	58	29-17
1955	14.7	22	424 - 1517 - 151.7	147 - 75 - 12	990	99.0	571 - 2507	250.7	57	26-14
	18.6	27	500 - 1960 - 196.0	146 - 73 - 10	1089	108.9	646 - 3049	304.9	60	29-18
1954	23.4	39	432 - 1689 - 153.6	216 - 107 - 21	1745	158.6	648 - 3428	311.6	67	29-16
	13.0	22	469 - 1798 - 163.5	187 - 72 - 20	900	81.8	656 - 2698	245.3	52	44-25
1953	18.3	27	507 - 2142 - 214.2	165 - 63 - 20	936	93.6	672 - 3078	307.8	76	24-15
	14.6	22	438 - 1595 - 159.5	149 - 50 - 8	628	62.8	587 - 2223	222.3	48	34-22
1952	10.1	15	640 - 1600 - 160.0	174 - 64 - 20	821	82.1	814 - 2421	242.1	61	34-19
	26.1	38	626 - 2048 - 204.8	153 - 74 - 15	1162	116.2	779 - 3210	321.0	64	28-18
1951	24.3	29	n/a	n/a	n/a	n/a	n/a	n/a	n/a	n/a
	9.0	10	n/a	n/a	n/a	n/a	n/a	n/a	n/a	n/a
1950	27.4	33	420 - 1807 - 225.9	119 - 44 - 12	939	117.4	539 - 2746	343.3	n/a	n/a
	6.8	8	352 - 818 - 102.2	138 - 60 - 19	572	71.5	490 - 1390	173.8	n/a	n/a
1949	30.2	41	2187 - 243.0	107 - 35 - 13	716	79.6	84 - 2403	322.6	n/a	44-19
	5.9	8	741 - 82.3	175 - 61 - 24	671	74.6	118 - 1351	156.9	n/a	41-17
1948	19.0	24	1682 - 210.3	84 - 35 - 11	721	90.1	107 - 2903	300.4	n/a	18-7
	8.0	10	721 - 90.1	118 - 47 - 21	630	78.8	175 - 1412	168.9	n/a	15-9
1947	3.6	3	287 - 57.4	87 - 32 - 14	400	80.0	87 - 687	137.4	n/a	n/a
	18.0	14	n/a	n/a	n/a	n/a	n/a	n/a	n/a	n/a

Florida State numbers in bold.

2013 PREVIEW  
SEMINOLES  
COACHING STAFF  
2012 SEASON IN REVIEW  
THIS IS FSU  
HONORS  
SEMINOLES IN THE PROS  
RECORDS  
FSU ADMINISTRATION

YEAR-BY-YEAR RESULTS



**ED WILLIAMSON**  
(1947) 0-5-0

Ed Williamson was appointed Florida State's first coach just a few weeks before the inaugural football season. He had no stadium, no scholarships and no team name. With only 45 ex-high school players, his teams came close to winning three games that year, although it finished 0-5. Williamson was not paid for coaching the team.

1947 (0-5)

O 18	Stetson	H	-/-	L	6-14
N 14	Cumberland	A	-/-	L	0-6
N 22	Tennessee Tech	H	-/-	L	6-27
N 27	Troy State	H	-/-	L	6-36
D 6	Alabama State	H	-/-	L	0-7
18-90					



**DON VELLER**  
(1948-52) 31-12-1

Don Veller won 30 of his first 34 games as head coach at FSU before the Seminoles began playing a major college schedule. His overall record included an undefeated (8-0) season in 1950, the year the Tribe moved into Doak Campbell Stadium. Veller owns the second highest winning percentage of FSU coaches (.716). He is credited with laying the early foundation for the FSU football program.

1948 (7-1)

O 9	Cumberland	H	-/-	W	30-0
O 16	Erskine	A	-/-	L	6-14
O 23	Millsaps	A	-/-	W	7-6
O 30	Stetson	A	-/-	W	18-7
N 13	Mississippi College	H	-/-	W	26-6
N 20	Livingston State	H	-/-	W	12-6
N 27	Troy State	N	-/-	W	20-13
D 4	Tampa**	H	-/-	W	33-12
152-64					

1949 (9-1)

O 1	Whiting Field	H	-/-	W	74-0
O 8	Mississippi College	A	-/-	W	33-12
O 15	Erskine	H	-/-	W	26-7
O 22	Sewanee	A	-/-	W	6-0
O 29	Stetson	N	-/-	W	33-14
N 5	Livingston State	N	-/-	L	6-13
N 12	Millsaps**	H	-/-	W	40-0
N 18	Tampa	A	-/-	W	34-7
N 26	Troy State	H	-/-	W	20-0
Cigar Bowl					
J 2	Wofford	N	-/-	W	19-6
291-59					

1950 (8-0)

S 30	Troy State	A	-/-	W	26-7
O 7	Randolph Macon	H	-/-	W	40-7
O 14	Howard	H	-/-	W	20-6
O 21	Newberry	A	-/-	W	24-0
O 28	Sewanee**	H	-/-	W	14-8
N 10	Stetson	A	-/-	W	27-7
N 18	Mississippi College	H	-/-	W	33-0
N 25	Tampa	H	-/-	W	35-19
219-54					

1951 (6-2)

S 29	Troy State	H	-/-	W	40-0
O 5	Miami	A	-/-	L	13-35
O 13	Delta State	H	-/-	W	34-0
O 20	Sal Ross State	H	-/-	W	35-13
O 27	Stetson**	H	-/-	W	13-10
N 3	Jacksonville Navy	A	-/-	W	39-0
N 10	Wofford	H	-/-	W	14-0
N 17	Tampa	H	-/-	L	6-14
194-72					

1952 (1-8-1)

S 27	Louisiana Tech	H	-/-	L	13-32
O 4	Louisville	H	-/-	L	14-41
O 10	VMI	H	-/-	L	7-28
O 25	NC State	A	-/-	L	7-13
N 1	Stetson	N	-/-	T	6-6
N 8	Mississippi So.	H	-/-	L	21-50
N 15	Furman**	H	-/-	L	0-9
N 22	Georgia Tech	A	-/2	L	0-30
N 29	Wofford	A	-/-	W	27-13
D 6	Tampa	H	-/-	L	6-39
101-261					



**TOM NUGENT**  
(1953-58) 34-28-1

Tom Nugent had a successful coaching stint at Florida State, as indicated by his 34-28-1 record in six years at the Seminole helm. Florida State participated in two bowl games during Nugent's tenure and his 1958 squad was the first FSU team to play Florida. Nugent also served as athletic director while head coach of the Seminoles.

1953 (5-5)

S 25	Miami	A	-/-	L	0-27
O 3	Louisville	H	-/-	W	59-0
O 10	Abilene Christian	H	-/-	L	7-20
O 17	Louisiana Tech	A	-/-	L	21-32
O 31	VMI	H	-/-	W	12-7
N 7	Mississippi So.	A	-/-	L	0-21
N 14	Furman	H	-/-	L	7-14
N 21	Stetson**	H	-/-	W	13-6
N 28	NC State	H	-/-	W	23-13
D 5	Tampa	A	-/-	W	41-6
183-146					

1954 (8-4)

S 18	Georgia	H	-/-	L	0-14
S 25	Abilene Christian	H	-/-	L	0-13
O 2	Louisville	A	-/-	W	47-6
O 9	Villanova	H	-/-	W	52-13
O 16	NC State	A	-/-	W	13-7
O 23	Auburn	A	-/-	L	0-33
O 30	VMI	N	-/-	W	33-19
N 13	Furman**	H	-/-	W	33-14
N 20	Stetson	A	-/-	W	47-6
N 27	Mississippi So.	H	-/-	W	19-18
D 4	Tampa	A	-/-	W	13-0
Sun Bowl					
J 1	Texas Western	A	-/-	L	20-47
277-190					

1955 (5-5)

S 17	NC State	H	-/-	W	7-0
S 30	Miami	A	-/-	L	0-34
O 8	Virginia Tech	H	-/-	L	20-24
O 15	Georgia	H	-/-	L	14-47
O 22	Georgia Tech	A	-/11	L	0-34
N 5	Villanova	H	-/-	W	16-13
N 11	Furman	A	-/-	W	19-6
N 19	The Citadel**	H	-/-	W	39-0
N 25	Mississippi So.	A	-/-	L	6-21
D 3	Tampa	A	-/-	W	26-7
147-186					

1956 (5-4-1)

S 22	Ohio	H	-/-	W	47-7
S 29	Georgia	A	-/-	L	0-3
O 6	Virginia Tech	H	-/-	L	7-20
O 13	NC State	A	-/-	W	14-0
O 20	Wake Forest**	H	-/-	T	14-14
O 27	Villanova	A	-/-	W	20-13
N 2	Miami	A	-/9	L	7-20
N 10	Furman	H	-/-	W	42-7
N 17	Mississippi So.	H	-/-	W	20-19
N 24	Auburn	A	-/-	L	7-13
178-116					

1957 (4-6)

S 21	Furman	H	-/-	W	27-7
S 28	Boston College	A	-/-	L	7-20
O 5	Villanova	A	-/-	L	7-21
O 12	NC State	H	-/13	L	0-7
O 19	Abilene Christian	H	-/-	W	34-7
O 26	Virginia Tech**	H	-/-	W	20-7
N 8	Miami	H	-/-	L	13-40
N 16	Mississippi So.	A	-/-	L	0-20
N 23	Auburn	H	-/2	L	7-29
N 30	Tampa	A	-/-	W	21-7
136-165					

1958 (7-4)

S 13	Tennessee Tech	H	-/-	W	22-7
S 20	Furman	H	-/-	W	42-6
S 26	Georgia Tech	A	-/-	L	3-17
O 4	Wake Forest	H	-/-	W	27-24
O 11	Georgia	N	-/-	L	13-28
O 18	Virginia Tech	H	-/-	W	28-0
O 25	Tennessee	A	-/-	W	10-0
N 1	Tampa**	H	-/-	W	43-0
N 7	Miami	A	-/-	W	17-6
N 22	Florida	A	-/-	L	7-21
Bluegrass Bowl					
D 13	Oklahoma State	N	-/-	L	6-15
218-124					



**PERRY MOSS**  
(1959) 4-6-0

Moss was one of two FSU coaches who spent only a year at the school. Midway through the 1959 season, reports were published that Moss would leave to join the Montreal Alouettes of the Canadian Football League. True to the reports, he departed after a brief year in Tallahassee.

1959 (4-6)

S 19	Wake Forest	H	-/-	L	20-22
S 26	The Citadel	H	-/-	W	47-6
O 3	Miami	H	-/-	L	6-7
O 10	Virginia Tech	A	-/-	W	7-6
O 17	Memphis State	A	-/-	L	6-16
O 24	Richmond	H	-/-	W	22-6
O 31	Georgia	A	-/14	L	0-42
N 14	William & Mary**	H	-/-	L	0-9
N 21	Florida	A	-/-	L	8-18
N 28	Tampa	A	-/-	W	33-0
149-132					



**BILL PETERSON**  
(1960-70) 62-42-11

Bill Peterson took over a football program in deep trouble in 1960. When he left, 11 years and four bowl games later, he had become the most significant coach in the first 25 years of Florida State football. Under "Pete," the Seminoles went 62-42-11. The most memorable Peterson year was 1964, when the "Seven Magnificents" led Florida State to a 9-1-1 record and FSU's first ever win over Florida.

1960 (3-6-1)

S 17	Richmond	H	-/-	W	28-0
S 24	Florida	A	-/-	L	0-3
O 1	Wake Forest	H	-/-	W	14-6
O 8	The Citadel	A	-/-	T	0-0
O 15	Mississippi So.	N	-/-	L	13-15
O 22	William & Mary	H	-/-	W	22-0
O 29	Kentucky**	H	-/-	L	0-23
N 4	Miami	A	-/-	L	7-25
N 12	Houston	H	-/-	L	6-7
N 19	Auburn	A	-/9	L	21-57
111-136					

1961 (4-5-1)

S 16	G. Washington	H	-/-	W	15-7
S 30	Florida	A	-/17	T	3-3
O 7	Mississippi	A	-/2	L	0-33
O 14	Georgia	H	-/-	W	3-0
O 21	Richmond	H	-/-	W	13-7
O 28	Virginia Tech	A	-/-	L	7-10
N 4	Kentucky	A	-/-	L	0-20
N 11	The Citadel	H	-/-	W	44-8
N 18	Mississippi So.**	H	-/-	L	0-12
N 25	Houston	A	-/-	L	8-28
93-128					

1962 (4-3-3)

S 15	The Citadel	H	-/-	W	49-0
S 22	Kentucky	A	-/-	T	0-0
S 29	Furman	H	-/-	W	42-0
O 5	Miami	A	-/9	L	6-7
O 20	Georgia	A	-/-	W	18-0
O 27	Virginia Tech	H	-/-	W	20-7
N 3	Houston**	H	-/-	L	0-7
N 10	Georgia Tech	A	-/-	T	14-14
N 17	Florida	A	-/-	L	7-20
N 24	Auburn	A	-/-	T	14-14
170-69					

1963 (4-5-1)

S 20	Miami	A	-/-	W	24-0
S 28	Texas Christian	H	-/-	L	0-13
O 12	Wake Forest	H	-/-	W	35-0
O 19	Southern Miss	A	-/-	T	0-0
O 26	Virginia Tech	H	-/-	L	23-31
N 2	Furman	H	-/-	W	49-6
N 9	Georgia Tech	A	-/-	L	7-15
N 16	NC State**	H	-/-	W	14-0
N 23	Auburn	A	-/9	L	15-21
N 30	Florida	A	-/-	L	0-7
167-93					

1964 (9-1-1)

S 19	Miami	A	-/-	W	14-0
S 26	Texas Christian	A	-/-	W	10-0
O 3	New Mexico State	H	-/-	W	36-0
O 10	Kentucky**	H	-/5	W	48-6
O 17	Georgia	A	10/-	W	17-14
O 24	Virginia Tech	A	10/-	L	11-20
O 31	Southern Miss	H	-/-	W	34-0
N 7	Houston	A	-/-	T	13-13
N 14	NC State	H	-/-	W	28-6
N 21	Florida	H	-/-	W	16-7
Gator Bowl					
J 2	Oklahoma	N	-/-	W	36-19
263-85					

2013 PREVIEW  
 2013 SEMINOLES  
 COACHING STAFF  
 2012 SEASON IN REVIEW  
 THIS IS FSU  
 HONORS  
 SEMINOLES IN THE PROS  
 RECORDS  
 FSU ADMINISTRATION



YEAR-BY-YEAR RESULTS

1965 (4-5-1)

S 25	Texas Christian	A	-/-	L	3- 7
O 2	Baylor	H	-/-	W	9- 7
O 9	Kentucky	A	-/-	L	24-26
O 16	Georgia	H	-/5	W	10- 3
O 23	Alabama	A	-/-	L	0-21
O 30	Virginia Tech	H	-/-	W	7- 6
N 6	Wake Forest**	H	-/-	W	35- 0
N 13	NC State	A	-/-	L	0- 3
N 20	Houston	H	-/-	T	16-16
N 27	Florida	A	-/-	L	17-30

121-119

1966 (6-5)

S 17	Houston	H	-/-	L	13-21
S 24	Miami	A	-/-	W	23-20
O 8	Florida	H	-/10	L*	22-26
O 15	Texas Tech	A	-/-	W	42-33
O 22	Mississippi State	H	-/-	W	10- 0
O 29	Virginia Tech	A	-/-	L	21-23
N 5	South Carolina	A	-/-	W	32-10
N 12	Syracuse	A	-/-	L	21-37
N 19	Wake Forest**	H	-/-	W	28- 0
N 26	Maryland	H	-/-	W	45-21
Sun Bowl					
D 24	Wyoming	N	-/-	L	20-28

277-219

\*The disallowed catch by FSU's Lane Fenner made this an FSU "victory" in the school paper.

1967 (7-2-2)

S 15	Houston	A	-/-	L	13-33
S 23	Alabama	A	-/2	T	37-37
S 30	NC State	H	-/-	L	10-20
O 7	Texas A&M	A	-/-	W	19-18
O 14	South Carolina	H	-/-	W	17- 0
O 21	Texas Tech**	H	-/-	W	28-12
O 28	Mississippi State	H	-/-	W	24-12
N 4	Memphis State	A	-/-	W	26- 7
N 11	Virginia Tech	H	-/-	W	38-15
N 25	Florida	A	-/-	W	21-16
Gator Bowl					
D 30	Penn State	N	-/10	T	17-17

250-187

1968 (8-3)

S 21	Maryland	A	-/-	W	24-14
S 28	Florida	H	-/5	L	3- 9
O 5	Texas A&M	H	-/17	W	20-14
O 19	Memphis State	H	19/-	W	20-10
O 26	South Carolina	A	20/-	W	35-28
N 2	Virginia Tech	H	-/-	L	22-40
N 9	Mississippi State	A	-/-	W	27-14
N 16	NC State	A	-/-	W	48- 7
N 23	Wake Forest**	H	-/-	W	42-24
N 29	Houston	N	-/18	W	40-20
Peach Bowl					
D 30	LSU	N	19/-	L	27-31

308-211

1969 (6-3-1)

S 20	Wichita State	H	-/-	W	24- 0
S 26	Miami	A	-/-	W	16-14
O 4	Florida	A	-/12	L	6-21
O 18	Tulsa	A	-/-	W	38-20
O 25	Mississippi State	H	-/-	W	20-17
N 1	South Carolina**	H	-/-	W	34- 9
N 8	Virginia Tech	A	-/-	T	10-10
N 15	Memphis State	H	-/-	L	26-28
N 22	NC State	H	-/-	W	33-22
N 29	Houston	A	-/18	L	13-41

220-182

1970 (7-4)

S 12	Louisville	H	-/-	W	9- 7
S 19	Georgia Tech	A	-/-	L	13-23
S 26	Wake Forest	H	-/-	W	19-14
O 10	Florida	H	-/-	L	27-38
O 17	Memphis State	A	-/-	L	12-16
O 24	South Carolina	A	-/-	W	21-13
O 30	Miami	A	-/-	W	27- 3
N 7	Clemson	H	-/-	W	38-13
N 14	Virginia Tech**	H	-/-	W	34- 8
N 21	Kansas State	H	-/-	W	33- 7
N 26	Houston	N	-/-	L	21-53

254-195

LARRY JONES (1971-73) 15-19-0



Larry Jones compiled a 15-19 record in three years as the Seminole head coach. In his first two seasons, the popular coach led his teams to a 15-8 record; but he is probably remembered most for the 1973 campaign, when his team did not win a game.

1971 (8-4)

S 11	Southern Miss	N	-/-	W	24- 9
S 18	Miami	A	-/-	W	20-17
S 25	Kansas	H	-/-	W	30- 7
O 2	Virginia Tech	A	-/-	W	17- 3
O 9	Mississippi State**	H	-/-	W	27- 9
O 16	Florida	A	19/-	L	15-17
O 23	South Carolina	H	19/-	W	49-18

O 30	Houston	A	-/-	L	7-14
N 13	Georgia Tech	A	-/-	L	6-12
N 20	Tulsa	H	-/-	W	45-10
N 27	Pittsburgh	H	-/-	W	31-13
Fiesta Bowl					
D 27	Arizona State	A	-/8	L	38-45

309-174

1972 (7-4)

S 9	Pittsburgh	A	19/-	W	19- 7
S 16	Miami	A	20/-	W	37-14
S 23	Virginia Tech	H	17/-	W	27-15
S 30	Kansas	A	16/-	W	44-22
O 7	Florida	H	13/-	L	13-42
O 14	Mississippi State	A	-/-	W	25-21
O 21	Colorado State**	H	-/-	W	37- 0
O 28	Auburn	A	-/12	L	14-27
N 4	Houston	H	-/2	L	27-31
N 11	Tulsa	H	-/-	W	23-21
N 18	South Carolina	A	-/-	L	21-24

287-224

1973 (0-11)

S 15	Wake Forest	A	-/-	L	7- 9
S 22	Kansas	H	-/-	L	0-28
S 29	Miami	H	-/18	L	10-14
O 6	Baylor	A	-/-	L	14-21
O 13	Mississippi State	H	-/-	L	12-37
O 20	Memphis State**	H	-/-	L	10-13
O 27	San Diego State	A	-/-	L	17-38
N 3	Houston	A	-/18	L	3-34
N 10	Virginia Tech	A	-/-	L	13-36
N 17	South Carolina	H	-/-	L	12-52
D 1	Florida	A	-/-	L	0-49

98-331



DARRELL MUDRA (1974-75) 4-18-0

Darrell Mudra was a successful coach before arriving at Florida State, and he was successful after he left. At FSU, Mudra inherited an 0-11 team and wasn't able to bring the program back to the glory years it enjoyed under Bill Peterson. Mudra coached from the press box instead of the sidelines.

1974 (1-10)

S 14	Pittsburgh	H	-/13	L	6- 9
S 21	Colorado State	H	-/-	L	7-14
S 28	Kansas	A	-/-	L	9-40
O 5	Baylor	H	-/-	L	17-21
O 12	Alabama	A	-/3	L	7- 8
O 19	Florida	H	-/14	L	14-24
O 26	Auburn	A	-/5	L	6-38
N 2	Memphis State	A	-/-	L	14-42
N 8	Miami	A	-/-	W	21-14
N 16	Virginia Tech**	H	-/-	L	21-56
N 23	Houston	H	-/15	L	8-23

130-289

1975 (3-8)

S 13	Texas Tech	A	-/-	L	20-31
S 20	Utah State	H	-/-	W	17- 8
S 27	Iowa State	H	-/-	L	6-10
O 4	Georgia Tech	A	-/-	L	0-30
O 11	Virginia Tech	A	-/-	L	10-13
O 18	Florida	A	-/14	L	8-34
O 25	Auburn	H	-/-	L	14-17
N 1	Clemson	A	-/-	W	43- 7
N 8	Memphis State	H	-/-	L	14-17
N 15	Miami**	H	-/-	L	22-24
N 22	Houston	A	-/-	W	33-22

187-213



BOBBY BOWDEN (1976-2009) 316-97-4\*

Bobby Bowden spent 34 years at the helm of the Seminole program that he resurrected beginning in 1976. By far the winningest coach in school history, Bowden accumulated more wins than the previous seven head coaches combined. He finished his career as major college football's all-time second-winningest coach.

Bowden took the Florida State program to the top of the college football world and won two national championships (1993, 1999). Bowden's Seminoles were one of the most dominant bowl teams ever posting a 22-10-1 record with NCAA records for consecutive bowl wins (10) and consecutive bowl appearances without a loss (14).

Bowden is the only coach in the history of college football to lead teams to 10 or more wins over 14 straight seasons. He is also the only coach ever to lead his team to 14 straight finishes among the Associated Press Top Five.

\* Due to sanctions imposed on Florida State by the NCAA, the NCAA recognizes Bowden with 377 overall victories and 304 wins at FSU.

1976 (5-6)

S 11	Memphis State	A	-/-	L	12-21
S 18	Miami	A	-/-	L	0-47
S 25	Oklahoma	A	-/4	L	9-24
O 2	Kansas State	H	-/-	W	20-10
O 9	Boston College	A	-/13	W	28- 9
O 16	Florida	H	-/12	L	26-33

O 23	Auburn	A	-/-	L	19-31
O 30	Clemson	H	-/-	L	12-15
N 6	Southern Miss**	H	-/-	W	30-27
N 13	North Texas State	A	-/-	W	21-20
N 20	Virginia Tech	H	-/-	W	28-21

205-258

1977 (10-2) RANKED 14th AP

S 10	Southern Miss	A	-/-	W	35- 6
S 17	Kansas State	A	-/-	W	18-10
S 24	Miami	H	-/-	L	17-23
O 1	Oklahoma State	A	-/-	W	25-17
O 8	Cincinnati	H	-/-	W	14- 0
O 22	Auburn	H	-/-	W	24- 3
O 29	North Texas State**	H	20/-	W	35-14
N 5	Virginia Tech	A	15/-	W	23-21
N 12	Memphis State	H	16/-	W	30- 9
N 19	San Diego State	A	13/-	L	16-41
D 3	Florida	A	19/-	W	37- 9
Tangerine Bowl					
D 23	Texas Tech	N	-/-	W	40-17

314-170

1978 (8-3)

S 9	Syracuse	A	17/-	W	28- 0
S 16	Oklahoma State	H	16/-	W	38-20
S 23	Miami	A	13/-	W	31-21
S 30	Houston	H	10/-	L	21-27
O 7	Cincinnati	H	18/-	W	26-21
O 14	Mississippi State	A	15/-	L	27-55
O 21	Pittsburgh	A	-/15	L	3- 7
O 28	Southern Miss	A	-/-	W	38-16
N 11	Virginia Tech	H	-/-	W	24-14
N 18	Navy**	H	-/-	W	38- 6
N 25	Florida	H	-/-	W	38-21

312-208

1979 (11-1) RANKED 6th AP

S 8	Southern Miss	H	19/-	W	17-14
S 15	Arizona State	N	18/-	W	31- 3
S 22	Miami	H	14/-	W	40-23
S 29	Virginia Tech	A	12/-	W	17-10
O 6	Louisville	A	9/-	W	27- 0
O 13	Mississippi State	H	9/-	W	17- 6
O 27	Louisiana State	A	8/-	W	24-19
N 3	Cincinnati	A	6/-	W	26-21
N 10	South Carolina**	H	7/19	W	27- 7
N 17	Memphis State	H	5/-	W	66-17
N 23	Florida	A	5/-	W	27-16
Orange Bowl					
J 1	Oklahoma	N	4/-	L	7-24

326-160

1980 (10-2) RANKED 5th AP

S 6	Louisiana State	A	13/-	W	16- 0
S 13	Louisville	H	10/-	W	52- 0
S 20	East Carolina	H	9/-	W	63- 7
S 27	Miami	A	9/-	L	9-10
O 4	Nebraska	A	16/3	W	18-14
O 11	Pittsburgh**	H	11/4	W	36-22
O 18	Boston College	H	7/-	W	41- 7
O 25	Memphis State	A	6/-	W	24- 3
N 1	Tulsa	H	5/-	W	45- 2
N 8	Virginia Tech	H	3/-	W	31- 7
D 6	Florida	H	3/19	W	17-13
Orange Bowl					
J 1	Oklahoma	N	2/4	L	17-18

369-103

1981 (6-5)

S 5	Louisville	H	19/-	W	17- 0
S 12	Memphis State	H	18/-	W	10- 5
S 19	Nebraska	A	19/17	L	14-34
O 3	Ohio State	A	20/7	W	36-27
O 10	Noire Dame	A	20/-	W	19-13
O 17	Pittsburgh	A	11/13	L	14-42
O 24	Louisiana State	A	20/-	W	38-14
O 31	Western Carolina**	H	17/-	W	56-31
N 7	Miami	H	14/13	L	19-27
N 14	Southern Miss	H	20/14	L	

1983 (8-4)

S 3	East Carolina	H	7/-	W	47-46
S 10	Louisiana State	A	12/13	W	40-35
S 17	Tulane*	A	9/-	L	28-34
O 1	Auburn	A	17/10	L	24-27
O 8	Pittsburgh	A	-/-	L	16-17
O 15	Cincinnati**	H	-/-	W	43-17
O 20	Louisville	H	-/-	W	51- 7
O 29	Arizona State	A	-/-	W	29-26
N 5	South Carolina	H	-/-	W	45-30
N 12	Miami	H	-/6	L	16-17
D 3	Florida	A	-/12	L	14-53
Peach Bowl					
D 31	North Carolina	N	-/-	W	28- 3
381-312					

1984 (7-3-2)  
RANKED 17th AP

S 1	East Carolina	H	20/-	W	48-17
S 15	Kansas	A	18/-	W	42-16
S 22	Miami	A	15/4	W	38- 3
S 29	Temple**	H	9/-	W	44-27
O 6	Memphis State	A	6/-	T	17-17
O 13	Auburn	H	9/16	L	41-42
O 20	Tulane	H	15/-	W	27- 6
N 3	Arizona State	A	15/-	W	52-44
N 10	South Carolina	A	14/5	L	26-38
N 17	Tennessee-Chatta.	H	17/-	W	37- 0
D 1	Florida	H	12/3	L	17-27
Citrus Bowl					
D 22	Georgia	N	-/-	T	17-17
406-254					

1985 (9-3)  
RANKED 15th AP

A 31	Tulane	A	17/-	W	38-12
S 7	Nebraska	A	7/10	W	17-13
S 21	Memphis State	H	6/-	W	19-10
S 28	Kansas	H	4/-	W	24-20
O 12	Auburn	A	4/12	L	27-59
O 19	Tulsa	H	13/-	W	76-14
O 26	North Carolina	A	11/-	W	20-10
N 2	Miami	H	10/11	L	27-35
N 9	South Carolina	H	16/-	W	56-14
N 16	Western Carolina**	H	15/-	W	50-10
N 30	Florida	A	12/6	L	14-38
Gator Bowl					
D 30	Oklahoma State	N	18/19	W	34-23
402-258					

1986 (7-4-1)

A 30	Toledo	H	11/-	W	24- 0
S 6	Nebraska	A	11/8	L	17-34
S 20	North Carolina	H	15/-	T	10-10
S 27	Michigan	A	20/5	L	18-20
O 11	Tulane	H	-/-	W	54-21
O 18	Wichita State	H	-/-	W	59- 3
O 25	Louisville	A	20/-	W	54-18
N 1	Miami	A	-/1	L	23-41
N 8	South Carolina	A	-/-	W	45-28
N 15	Southern Miss**	H	-/-	W	49-13
N 29	Florida	H	-/-	L	13-17
All-American Bowl					
D 31	Indiana	N	-/-	W	27-13
393-218					

1987 (11-1)  
RANKED 2ND AP

S 5	Texas Tech	H	8/-	W	40-16
S 12	East Carolina	A	8/-	W	44- 3
S 19	Memphis State	H	7/-	W	41-24
S 26	Michigan State	A	6/-	W	31- 3
O 3	Miami	H	4/3	L	25-26
O 10	Southern Miss	A	6/-	W	61-10
O 17	Louisville	H	4/-	W	32- 9
O 31	Tulane**	H	4/-	W	73-14
N 7	Auburn	A	4/6	W	34- 6
N 14	Furman	H	4/-	W	41-10
N 28	Florida	A	3/-	W	28-14
Fiesta Bowl					
J 1	Nebraska	N	3/5	W	31-28
481-163					

1988 (11-1)  
RANKED 3rd AP

S 3	Miami	A	1/8	L	0-31
S 10	Southern Miss	H	10/-	W	49-13
S 17	Clemson	A	10/3	W	24-21
S 24	Michigan State	H	9/-	W	30- 7
O 1	Tulane	A	6/-	W	48-28
O 8	Georgia Southern**	H	6/-	W	28-10
O 15	East Carolina	H	5/-	W	45-21
O 22	Louisiana Tech	H	7/-	W	66- 3
N 5	South Carolina	A	5/15	W	59- 0
N 12	Virginia Tech	H	5/-	W	41-14
N 26	Florida	H	5/-	W	52-17
Sugar Bowl					
J 2	Auburn	N	4/7	W	13- 7
455-172					

1989 (10-2)  
RANKED 3rd AP

S 2	Southern Miss	N	6/-	L	26-30
S 9	Clemson	H	-/10	L	23-34
S 16	Louisiana State	A	-/21	W	31-21
S 23	Tulane	H	-/-	W	59- 9
O 7	Syracuse	A	25/17	W	41-10
O 14	Virginia Tech	A	19/-	W	41- 7
O 21	Auburn	H	9/11	W	22-14
O 28	Miami	H	6/2	W	24-10
N 4	South Carolina**	H	5/-	W	35-10
N 18	Memphis State	H	5/-	W	57-20
D 2	Florida	A	6/-	W	24-17
Fiesta Bowl					
J 1	Nebraska	N	5/6	W	41-17
424-199					

1990 (10-2)  
RANKED 4th AP

S 8	East Carolina	H	3/-	W	45-24
S 15	Georgia Southern	H	3/-	W	48- 6
S 22	Tulane	A	2/-	W	31-13
S 29	Virginia Tech	H	2/-	W	39-28
O 6	Miami	A	2/9	L	22-31
O 20	Auburn	A	7/5	L	17-20
O 27	Louisiana State	H	12/-	W	42- 3
N 3	South Carolina	A	12/-	W	41-10
N 10	Cincinnati**	H	9/-	W	70-21
N 17	Memphis State	N	9/-	W	35- 3
D 1	Florida	H	8/6	W	45-30
Blockbuster Bowl					
D 29	Penn State	N	6/7	W	24-17
459-206					

1991 (11-2)  
RANKED 4th AP

A 29	Brigham Young	N	1/19	W	44-28
S 7	Tulane	H	1/-	W	38-11
S 14	Western Michigan	H	1/-	W	58- 0
S 28	Michigan	A	1/3	W	51-31
O 5	Syracuse	H	1/10	W	46-14
O 12	Virginia Tech	N	1/-	W	33-20
O 19	Mid Tenn State**	H	1/-	W	39-10
O 26	Louisiana State	A	1/-	W	27-16
N 2	Louisville	A	1/-	W	40-15
N 9	South Carolina	H	1/-	W	38-10
N 16	Miami	H	1/2	L	16-17
N 30	Florida	A	3/5	L	9-14
Cotton Bowl					
J 1	Texas A&M	N	5/9	W	10- 2
449-188					

1992 (11-1, 8-0)  
RANKED 2nd AP - ACC Champions

S 5	Duke	H	4/-	W	48-21
S 12	Clemson	A	5/15	W	24-20
S 19	NC State	A	3/16	W	34-13
S 26	Wake Forest	H	3/-	W	35- 7
O 3	Miami	A	3/2	L	16-19
O 10	North Carolina	H	8/-	W	36-13
O 17	Georgia Tech	A	6/16	W	29-24
O 31	Virginia	A	6/23	W	13- 3
N 7	Maryland**	H	6/-	W	69-21
N 14	Tulane	H	5/-	W	70- 7
N 28	Florida	H	3/6	W	45-24
Orange Bowl					
J 1	Nebraska	N	3/11	W	27-14
446-186					

1993 (12-1, 8-0)  
RANKED 1st AP  
National Champions - ACC Champions

A 28	Kansas	N	1/-	W	42- 0
S 4	Duke	A	1/-	W	45- 7
S 11	Clemson	H	1/17	W	57- 0
S 18	North Carolina	A	1/13	W	33- 7
O 2	Georgia Tech	H	1/-	W	51- 0
O 9	Miami	H	1/3	W	28-10
O 16	Virginia	H	1/15	W	40-14
O 30	Wake Forest**	H	1/-	W	54- 0
N 6	Maryland	A	1/-	W	49-20
N 13	Notre Dame	A	1/2	L	24-31
N 20	NC State	H	2/-	W	62- 3
N 27	Florida	A	1/7	W	33-21
Orange Bowl					
J 1	Nebraska	N	1/2	W	18-16
536-129					

1994 (10-1-1, 8-0)  
RANKED 4th AP - ACC Champions

S 3	Virginia	H	4/-	W	41-17
S 10	Maryland	A	4/-	W	52-20
S 17	Wake Forest	A	3/-	W	56-14
S 24	North Carolina	H	3/13	W	31-18
O 8	Miami	A	3/13	L	20-34
O 22	Clemson**	H	10/-	W	17- 0
O 29	Duke	H	9/13	W	59-20
N 5	Georgia Tech	A	8/-	W	41-10
N 12	Notre Dame	N	8/-	W	23-16
N 19	NC State	A	8/22	W	34- 3
N 26	Florida	H	7/4	T	31-31
Sugar Bowl					
J 2	Florida	N	7/5	W	23-17
428-200					

1995 (10-2, 7-1)  
RANKED 4th AP - ACC Champions

S 2	Duke	N	1/-	W	70-26
S 9	Clemson	A	1/-	W	45-26
S 16	NC State	H	1/-	W	77-17
S 23	Central Florida	H	1/-	W	46-14
O 7	Miami	H	1/-	W	41-17
O 14	Wake Forest**	H	1/-	W	72-13
O 21	Georgia Tech	H	1/-	W	42-10
N 2	Virginia	A	2/24	L	28-33
N 11	North Carolina	A	6/-	W	28-12
N 18	Maryland	H	6/-	W	59-17
N 25	Florida	A	6/3	L	24-35
Orange Bowl					
J 1	Notre Dame	N	7/6	W	31-26
563-246					

1996 (11-1, 8-0)  
RANKED 3rd AP - ACC Champions

S 7	Duke	H	3/-	W	44- 7
S 19	NC State	A	3/-	W	51-17
S 28	North Carolina	H	2/11	W	13- 0
O 5	Clemson	H	2/-	W	34- 3
O 12	Miami	A	3/6	W	34-16
O 26	Virginia**	H	3/14	W	31-24
N 2	Georgia Tech	A	3/-	W	49- 3
N 9	Wake Forest	N	3/-	W	44- 7
N 16	Southern Miss	H	3/25	W	54-14
N 23	Maryland	N	3/-	W	48-10
N 30	Florida	H	2/1	W	24-21
Sugar Bowl					
J 2	Florida	N	1/3	L	20-52
446-174					

1997 (11-1, 8-0)  
RANKED 3rd AP - ACC Champions

S 6	Southern Cal	A	5/23	W	14- 7
S 13	Maryland	H	5/-	W	50- 7
S 20	Clemson	A	5/16	W	35-28
O 4	Miami	H	4/-	W	47- 0
O 11	Duke	A	4/-	W	51-27
O 18	Georgia Tech	H	4/21	W	38- 0
O 25	Virginia	A	3/-	W	47-21
N 1	NC State**	H	3/-	W	48-35
N 8	North Carolina	A	3/5	W	20- 3
N 15	Wake Forest	H	3/-	W	58- 7
N 22	Florida	A	2/10	L	29-32
Sugar Bowl					
J 1	Ohio State	N	4/9	W	31-14
468-181					

1998 (11-2, 7-1)  
RANKED 3rd AP - ACC Champions

A 31	Texas A&M	N	2/15	W	23-14
S 12	NC State	A	2/-	L	7-24
S 19	Duke	H	11/-	W	62-13
S 26	Southern Cal	H	10/18	W	30-10
O 3	Maryland	A	9/-	W	24-10
O 10	Miami	A	8/-	W	26-14
O 17	Clemson**	H	6/-	W	48- 0
O 24	Georgia Tech	A	6/20	W	34- 7
O 31	North Carolina	H	5/-	W	39-13
N 7	Virginia	H	6/12	W	45-14
N 14	Wake Forest	A	5/-	W	24- 7
N 21	Florida	H	5/4	W	23-12
Fiesta Bowl					
J 4	Tennessee	N	2/1	L	16-23
401-161					

1999 (12-0, 8-0)  
RANKED 1st AP  
National Champions - ACC Champions

A 28	Louisiana Tech	H	1/-	W	41- 7
S 11	Georgia Tech	H	1/10	W	41-35
S 18	NC State	H	1/20	W	42-11
S 25	North Carolina	A	1/-	W	42-10
O 2	Duke	N	1/-	W	51-23
O 9	Miami	H	1/19	W	31-21
O 16	Wake Forest**	H	1/-	W	33-10
O 23	Clemson	A	1/-	W	17-14
O 30	Virginia	A	1/-	W	35-10
N 13	Maryland	H	1/-	W	49-10
N 20	Florida	A	1/3	W	30-23



YEAR-BY-YEAR RESULTS

2001 (8-4, 6-2)  
RANKED 15th AP

S 1	Duke	A	6/-	W	55-13
S 8	UAB	H	6/-	W	29- 7
S 22	North Carolina	A	6/-	L	9-41
S 29	Wake Forest	H	18/-	W	48-24
O 13	Miami	H	14/2	L	27-49
O 20	Virginia	A	21/-	W	43- 7
O 27	Maryland	H	19/10	W	52-31
N 3	Clemson	A	14/-	W	41-27
N 10	NC State**	H	10/-	L	28-34
N 17	Florida	A	21/3	L	13-37
D 1	Georgia Tech	H	-/-	W	28-17
Gator Bowl					
J 1	Virginia Tech	N	24/15	W	30-17
					403-304

2002 (9-5, 7-1)  
RANKED 21st AP - ACC Champions

A 24	Iowa State	N	5/-	W	38-31
A 31	Virginia	H	5/-	W	40-19
S 14	Maryland	A	5/-	W	37-10
S 21	Duke	H	5/-	W	48-17
S 26	Louisville (OT)	A	4/-	L	20-26
O 3	Clemson	H	11/-	W	48-31
O 12	Miami	A	9/1	L	27-28
O 26	Notre Dame	H	11/6	L	24-34
N 2	Wake Forest	A	18/-	W	34-21
N 9	Georgia Tech	A	17/-	W	21-13
N 16	North Carolina**	H	15/-	W	40-14
N 23	NC State	A	14/-	L	7-17
N 30	Florida	H	23/14	W	31-14
Sugar Bowl					
J 1	Georgia	N	16/4	L	13-26
					428-301

2003 (10-3, 7-1)  
RANKED 11th AP - ACC Champions

A 30	North Carolina	A	13/-	W	37- 0
S 6	Maryland	H	11/-	W	35-10
S 13	Georgia Tech	H	10/-	W	14-13
S 20	Colorado	H	10/-	W	47- 7
S 27	Duke	A	6/-	W	56- 7
O 11	Miami	H	5/2	L	14-22
O 18	Virginia	A	7/-	W	19-14
O 25	Wake Forest	H	6/-	W	48-24
N 1	Notre Dame	A	5/-	W	37- 0
N 8	Clemson	A	3/-	L	10-26
N 15	NC State** (2 OT)	H	13/-	W	50-44
N 29	Florida	A	9/11	W	38-34
Orange Bowl					
J 4	Miami	N	9/10	L	14-16
					419-217

2004 (9-3, 6-2)  
RANKED 15th AP


S 10	Miami (OT)	A	4/5	L	10-16
S 18	UAB	H	8/-	W	34- 7
S 25	Clemson	H	8/-	W	41-22
O 2	North Carolina	H	9/-	W	38-16
O 9	Syracuse	A	8/-	W	17-13
O 16	Virginia	H	7/6	W	36- 3
O 23	Wake Forest	A	5/-	W	20-17
O 30	Maryland	A	5/-	L	17-20
N 6	Duke**	H	13/-	W	29- 7
N 11	NC State	A	11/-	W	17-10
N 20	Florida	H	10/-	L	13-20
Gator Bowl					
J 1	West Virginia	N	17/-	W	30-18
					302-169

2005 (8-5, 5-3)  
RANKED 22nd AP - ACC Champions

S 5	Miami	H	14/9	W	10- 7
S 10	The Citadel	H	11/-	W	62-10
S 17	Boston College	A	8/17	W	28-17
O 1	Syracuse	H	6/-	W	38-14
O 8	Wake Forest	H	4/-	W	41-24
O 15	Virginia	A	4/-	L	21-26
O 22	Duke	A	11/-	W	55-24
O 29	Maryland**	H	10/-	W	35-27
N 5	NC State	H	9/-	L	15-20
N 12	Clemson	A	17/-	L	14-35
N 26	Florida	A	23/19	L	7-34
ACC Championship					
D 3	Virginia Tech	N	-/5	W	27-22
Orange Bowl					
J 3	Penn State (3 OT)	N	22/3	L	23-26
					376-286

2006 (7-6, 3-5)

S 4	Miami	A	11/12	W	13-10
S 9	Troy	H	9/-	W	24-17
S 16	Clemson	H	9/-	L	20-27
S 23	Rice?	H	19/-	W	55- 7
O 5	NC State	A	17/-	L	20-24
O 14	Duke?	A	-/-	W	51-24
O 21	Boston College	H	-/-	L	19-24
O 28	Maryland	A	-/-	L	24-27
N 4	Virginia?	H	-/-	W	33- 0
N 11	Wake Forest	H	-/18	L	0-30
N 18	Western Michigan**?	H	-/-	W	28-20
N 25	Florida	H	-/4	L	14-21
Emerald Bowl					
D 27	UCLA?	N	-/-	W	44-27
					345-258



10-win seasons recorded by legendary coach Bobby Bowden (1976-2009)

2007 (7-6, 4-4)

S 3	Clemson	A	21/-	L	18-24
S 8	UAB?	H	-/-	W	34-24
S 15	Colorado?	A	-/-	W	16-6
S 29	Alabama?	N	-/22	W	21-14
O 6	NC State?	H	-/-	W	27-10
O 11	Wake Forest	A	21/-	L	21-24
O 20	Miami	H	-/-	L	29-37
O 27	Duke**?	H	-/-	W	25-6
N 3	Boston College?	A	-/2	W	27-17
N 10	Virginia Tech	A	-/11	L	21-40
N 17	Maryland?	H	-/-	W	24-16
N 24	Florida	A	-/12	L	12-45
Music City Bowl					
D 31	Kentucky	N	-/-	L	28-35
					303-298

2008 (9-4, 5-3)  
RANKED 21st AP

S 6	Western Carolina	H	-/-	W	69-0
S 13	Chattanooga	H	-/-	W	46-7
S 20	Wake Forest	H	24/18	L	3-12
S 27	Colorado	N	-/-	W	39-21
O 4	Miami	A	-/-	W	41-39
O 16	NC State	A	-/-	W	26-17
O 25	Virginia Tech	H	24/-	W	30-20
N 1	Georgia Tech	A	16/-	L	28-31
N 8	Clemson	H	24/-	W	41-27
N 15	Boston College**	H	20/-	L	17-27
N 22	Maryland	A	-/22	W	37-3
N 29	Florida	H	23/2	L	15-45
Champs Sports Bowl					
D 27	Wisconsin	N	-/-	W	42-13
					434-262

2009 (7-6, 4-4)

S 7	Miami	H	18/-	L	34-38
S 12	Jacksonville State	H	-/-	W	19-9
S 19	Brigham Young	A	-/7	W	54-28
S 26	South Florida	H	18/-	L	7-17
O 3	Boston College	A	-/-	L	21-28
O 10	Georgia Tech	H	-/22	L	44-49
O 22	North Carolina	A	-/-	W	30-27
O 31	NC State**	H	-/-	W	45-42
N 7	Clemson	A	-/-	L	24-40
N 14	Wake Forest	A	-/-	W	41-28
N 21	Maryland	H	-/-	W	29-26
N 28	Florida	A	-/1	L	10-37
Gator Bowl					
J 1	West Virginia	N	-/18	W	33-21
					390-391



JIMBO FISHER  
(2010-Present) 31-10-0

Jimbo Fisher took over the helm at Florida State in 2010 after being named the successor to legendary coach Bobby Bowden on Jan. 5, 2010 and in three seasons has led the Seminoles to three consecutive bowl wins, two ACC Atlantic Division Titles, the program's first ACC Championship since 2005 and first BCS Bowl win since 1999. In just his first-year, Fisher guided the Seminoles to a final ranking of No. 16 in the USA Today Coaches Poll. He led Florida State to the 2010 Chick-fil-A Bowl Championship after a season sweep of in-state rivals Miami and Florida, an ACC Atlantic Division Title and the program's first 10-win season since 2003. His 10 wins were the most by a first-year head at FSU and the third-most by a rookie coach in the ACC history. In Fisher's second year in 2011, the 'Noles swept in-state rivals Miami and Florida for the second straight year marking the first time since 1998-99 that FSU recorded back-to-back sweeps of the Hurricanes and Gators. FSU also won its fourth straight bowl game with a win over Notre Dame in the Champs Sports Bowl. Fisher's third season culminated with 12 wins, an ACC Championship and a win in the Discover Orange Bowl. FSU finished in the top 10 in both the Associated Press (No. 10) and USA Today Coaches (No. 8) Polls.

2010 (10-4, 6-2)  
Ranked 16th AP

S 4	Samford	H	20/-	W	59-6
S 11	Oklahoma	A	17/10	L	17-47
S 18	Brigham Young	H	17/-	W	34-10
S 25	Wake Forest	H	-/-	W	31-0
O 2	Virginia	A	-/-	W	34-10
O 9	Miami (Fla.)	A	23/13	W	45-17
O 16	Boston College	H	16/-	W	24-19
O 28	NC State	A	16/-	L	24-28
N 6	North Carolina	H	24/-	L	35-37
N 13	Clemson	H	-/-	W	16-13
N 20	Maryland	A	-/-	W	30-16
N 27	Florida	H	22/-	W	31-7
ACC Championship					
D 4	Virginia Tech	N	20/12	L	33-44
Chick-fil-A Bowl					
D 31	South Carolina	N	23/19	W	26-17
					439-271

2011 (9-4, 5-3)  
RANKED 23rd AP

S 3	Louisiana-Monroe	H	6/-	W	34-0
S 10	Charleston Southern	H	5/-	W	62-10
S 17	Oklahoma	H	5/1	L	13-23
S 24	Clemson	A	11/21	L	30-35
O 8	Wake Forest	A	23/-	L	30-35
O 15	Duke	A	-/-	W	41-16
O 22	Maryland	H	-/-	W	41-16
O 29	NC State	H	-/-	W	34-0
N 3	Boston College	A	24/-	W	38-7
N 12	Miami	H	-/-	W	23-19
N 19	Virginia	H	23/-	L	13-14
N 26	Florida	A	-/-	W	21-7
Champs Sports Bowl					
D 29	Notre Dame	N	25/-	W	18-14
					398-196

2012 (12-2, 7-1)  
RANKED 10th AP - ACC Champions

S 1	Murray State	H	7/-	W	69-3
S 8	Savannah State	H	6/-	W	55-0
S 15	Wake Forest	H	5/-	W	52-0
S 22	Clemson	H	4/10	W	49-37
S 29	South Florida	A	4/-	W	30-17
O 6	NC State	A	3/-	L	16-17
O 13	Boston College	H	12/-	W	51-7
O 20	Miami	A	12/-	W	33-20
O 27	Duke**	H	11/-	W	48-7
N 8	Virginia Tech	A	8/-	W	28-22
N 17	Maryland	A	10/-	W	41-14
N 22	Florida	H	10/6	L	26-37
ACC Championship					
D 1	Georgia Tech	N	13/-	W	21-15
Orange Bowl					
J 1	Northern Illinois	N	13/16	W	31-10
					550-206

\*Won by forfeit; \*\*Homecoming; ? Vacated victory due to sanctions imposed by NCAA

Coaches' Cumulative Records

Name	Tenure	Years	W-L-T	Pct	FSU Pts	OPP Pts
Ed Williamson	1947	1	0-5-0	.000	18	90
Don Veller	1948-52	5	31-12-1	.716	957	510
Tom Nugent	1953-58	6	34-28-1	.548	1,139	927
Perry Moss	1959	1	4-6-0	.400	149	132
Bill Peterson	1960-70	11	62-42-11	.587	2,231	1,620
Larry Jones	1971-73	3	15-19-0	.441	694	729
Darrell Mudra	1974-75	2	4-18-0	.182	317	502
Bobby Bowden*	1976-2009	34	316-97-4	.762	13,627	7,515
Jimbo Fisher	2010-Present	3	31-10-0	.756	1,387	677
9 Coaches	1947-Present	66	497-237-17	.673	20,519	12,702

\*Due to sanctions imposed on Florida State by the NCAA, the NCAA recognizes Coach Bowden with 377 overall victories and 304 wins at FSU.

BOWL GAMES IN REVIEW



1949 CIGAR BOWL

Jan. 2, 1949 | Tampa, FL

Florida State	19
Wofford	6

SCORE BY QUARTERS

	1	2	3	4	F
FSU	0	13	0	7	19
WOF	0	0	0	0	6

SCORING SUMMARY

WOF	Quick recovered fumble for 1 yd. score (Barbere's kick failed)
FSU	Parrish 4 yd. run (Morrical's kick failed)
FSU	Strauss 3 yd. run (Morrical's kick)
FSU	Parrish 3 yd. run (Morrical's kick failed)

TEAM STATISTICS

	FSU	WOF
First Downs	22	6
Yards Gained Rushing	287	106
Forwards Attempted	11	7
Forwards Completed	8	3
Yards Forward Passing	92	33
Interceptions-Yards	1-55	1-14
Punting Average	28	40
Total Yds. all Kicks Ret.	59	57
Yards Lost Penalties	45	30
Opp. Fumbles Recovered	2	0



1954 SUN BOWL

Jan. 1, 1955 | El Paso, TX

Texas Western	47
Florida State	20

SCORE BY QUARTERS

	1	2	3	4	F
FSU	7	0	6	7	20
TEP	7	27	13	0	47

SCORING SUMMARY

FSU	Massey 1-yard run (Graham kick)
TEP	Rutledge 56-yard pass from Whittenton (Whittenton kick)
TEP	Whittenton 7-yard run (kick failed)
TEP	Bob Forrest 45-yard run (Whittenton kick)
TEP	Dick Forrest 19-yard pass from Whittenton (Whittenton kick)
TEP	Rutledge 16-yard pass from Whittenton (Whittenton kick)
TEP	Bob Forrest 11-yard run (Whittenton kick)
FSU	Feamster 57-yard pass from Swanic (kick blocked)
TEP	Whittenton 2-yard run (kick failed)
FSU	Odom 16-yard pass from Feamster (Graham kick)
FSU	Parrish 4 yd. run (Morrical's kick failed)
FSU	Strauss 3 yd. run (Morrical's kick)
FSU	Parrish 3 yd. run (Morrical's kick failed)



1958 BLUEGRASS BOWL

Dec. 13, 1958 | Louisville, KY

Oklahoma State	15
Florida State	6

SCORE BY QUARTERS

	1	2	3	4	F
FSU	0	0	0	6	6
OSU	0	7	8	0	15

SCORING SUMMARY

OSU	D. Wood 17 yd. run (J. Wood kick), 14:31
OSU	D. Wood 1 yd. run (D. Wood pass from Soergel), :07
FSU	Meyer 39 yd. pass from Majors (Prinzi run failed), 13:52
FSU	Parrish 3 yd. run (Morrical's kick failed)

TEAM STATISTICS

	FSU	OSU
First Downs	12	23
Rushes - Yards	28-100	76-298
Passing Yards	185	77
Comp.-Att.-Int.	9-22-4	6-12-1
Plays-Total Offense	58-285	97-375
Punt Return Yards	2	0
Punts - Average	2-30	5-30
Fumbles - Lost	2-2	1-1
Interceptions - Yards	1-4	4-38
Penalties - Yards	3-25	6-65
Third Down Cov.	10-15	11-20

INDIVIDUAL STATISTICS

RUSHING: FSU - Pickard 14-44, Prinzi 7-30, Renn 2-13, Majors 3-12, Whitehead 1-1, McCormack 1-0; OSU - Campbell 26-130, D. Wood 17-81, Wiggins 12-59, Banfield 7-34, Rundele 3-7, Sewell 4-3, Wagner 1-1, Cross 1(-)-5, Soergel 1(-)-12.  
 PASSING: FSU - Majors 5-9-1-116, Prinzi 3-8-3-44, McCormack 1-4-0-25, Renn 0-1-0-0; OSU - Soergel 6-12-1-77.  
 RECEIVING: FSU - Romeo 3-62, Espenship 2-22, Renn 2-48, Meyer 1-39, Pasqual 1-14; OSU - Wiggins 2-38, D. Wood 2-23, Harkey 1-7, J. Wood 1-9.



1964 GATOR BOWL

Jan. 2, 1965 | Jacksonville, FL

Florida State	36
Oklahoma	19

SCORE BY QUARTERS

	1	2	3	4	F
FSU	6	18	6	6	36
OU	7	0	6	6	19

SCORING SUMMARY

FSU	Ehler 69 yd. int. return (Spoooner kick failed), 11:40
OU	Kennedy one yd. run (Metcalf kick), 1:53
FSU	Biletnikoff 15 yd. pass from Tensi (Tensi pass intercepted), 12:16
FSU	Biletnikoff 14 yd. pass from Tensi (Tensi pass failed), 6:23
FSU	Biletnikoff 9 yd. pass from Tensi (Tensi pass failed), :37
OU	Pannell one yd. run (Brown pass failed), 4:26
FSU	Floyd 15 yd. pass from Tensi (Tensi pass failed), :00
OU	Hart 95 yd. pass from Fletcher (Pannell pass failed), 11:22
FSU	Biletnikoff 6yd. pass from Tensi (Spoooner kick), 4:40

TEAM STATISTICS

	FSU	OU
First Downs	29	13
Rushes - Yards	39-217	27-209
Passing Yards	303	209
Comp.-Att.-Int.	23-36-4	10-22-1
Plays-Total Offense	73-520	70-280
Punt Return Yards	4	1
Punts - Average	1-26	6-38
Fumbles - Lost	2-2	2-1
Interceptions - Yards	4-35	1-69
Penalties - Yards	7-52	3-35
Third Down Cov.	9-13	9-17

INDIVIDUAL STATISTICS

RUSHING: FSU - Green 2-10, Giardino 7-82, Spooner 27-125; OU - Kennedy 13-32, Ringer 7-41, Page 10(-)-22, L. Brown 7-17, Pannell 3-2, Mayhue 1-3, Fletcher 1-1.  
 PASSING: FSU - Tensi 23-36-303-4; OU - Page 7-15-92-1, Fletcher 3-7-117-0.  
 RECEIVING: FSU - Biletnikoff 13-192, Floyd 5-52, Giardino 2-14, Blankenship 1-12, Spooner 1-17, Dawson 1-16; OU - Hart 6-165, Ringer 1-17, Brown 2-15, Pannell 1-12.



1966 SUN BOWL

Dec. 24, 1966 | El Paso, TX

Wyoming	28
Florida State	20

SCORE BY QUARTERS

	1	2	3	4	F
FSU	0	14	0	6	20
WYO	7	0	14	7	28

SCORING SUMMARY

WYO	Kiick one yd. run (DePoyster kick), 4:43
FSU	Sellers 49 yd. pass from Pajcic (Loner kick), 1:39
WYO	Marion 39 yd. pass from Egloff (DePoyster kick), 12:48
WYO	Kiick 43 yd. run (DePoyster kick), 10:46
WYO	Egloff one yd. run (DePoyster kick), 2:42
FSU	Sellers 23 yd. pass from Hammond (Hammond pass failed), 1:09

TEAM STATISTICS

	FSU	WYO
First Downs	13	14
Rushes - Yards	31-21	42-229
Passing Yards	293	135
Comp.-Att.-Int.	17-35-2	9-27-0
Plays-Total Offense	67-272	69-364
Punt Return Yards	23	42
Punts - Average	9-40	8-37.3
Fumbles - Lost	4-2	3-2
Interceptions - Yards	2-28	0-0
Penalties - Yards	10-102	4-50
Third Down Cov.	3-16	4-16

INDIVIDUAL STATISTICS

RUSHING: FSU - Pajcic 4-23, Moreman 13-11, Mankins 6-10, Green 4-4, Wetherell 1-19, Hammond 3-4; WYO - Egloff 5-42, Kiick 25-135, Grant 1-4, Klacking 5-32, Hamton 6-16.  
 PASSING: FSU - Pajcic 8-19-78-1, Hammond 9-15-205-1, Moreman 1-0-0-0; WYO - Egloff 9-26-135-0, Tosacano 0-1-0-0.  
 RECEIVING: FSU - Sellers 6-160, Fenner 1-11, Wetherell 2-66, Glass 1-7, Cox 2-6, Fenwick 1-9, Taylor 2-33, Moreman 1-1, Mankins 1-3; WYO - Kiick 4-42, Washington 1-21, Davenport 1-9, Marion 3-63.



1967 GATOR BOWL

Dec. 30, 1967 | Jacksonville, FL

Florida State	17
Penn State	17

SCORE BY QUARTERS

	1	2	3	4	F
FSU	0	0	14	3	17
PSU	3	14	0	0	17

SCORING SUMMARY

PSU	Sherman 27 yd. field goal, 2:32
PSU	Curry 9 yd. pass from Sherman (Sherman kick), 4:42
PSU	Kwalick 12 yd. pass from Sherman (Sherman kick), :50
FSU	Sellers 20 yd. pass from Hammond (Guthrie kick), 3:50
FSU	Hammond one yd. run (Guthrie kick), 2:49
FSU	Guthrie 26 yd. field goal, :15

TEAM STATISTICS

	FSU	PSU
First Downs	12	23
Rushes - Yards	26-55	36-175
Passing Yards	363	69
Comp.-Att.-Int.	38-55-4	6-19-3
Plays-Total Offense	81-418	55-244
Punt Return Yards	35	4
Punts - Average	4-30	7-40
Fumbles - Lost	1-0	3-2
Interceptions - Yards	3-23	4-55
Penalties - Yards	4-40	1-5
Third Down Cov.	8-18	3-14

INDIVIDUAL STATISTICS

RUSHING: FSU - Hammond 9(-)-9, Green 12-27, Gunter 2-15, Moreman 3-22; PSU - Sherman 6-24, Pittman 19-124, Lucyk 7-12, Kwalick 1-7, Grimes 3-8.  
 PASSING: FSU - Hammond 37-53-362-4, Cheshire 1-1-1-0, Moreman 0-1-0-0; PSU - Sherman 6-19-69-3.  
 RECEIVING: FSU - Sellers 14-145, Fenner 8-87, Moreman 12-106, Taylor 1-11, Glass 1-11, Green 2-3; PSU - Kwalick 2-25, Curry 2-22, Lucyk 2-22.

FSU's Bowl Record

Bowl	W	L	T
All-American	1	0	0
Blockbuster	1	0	0
Bluegrass	0	1	0
Chick-fil-A Bowl*	2	1	1
Cigar	1	0	0
Citrus*	1	0	1
Champs Sports*	2	0	0
Colton	1	0	0
Emerald*	1	0	0
Fiesta	2	2	0
Gator	6	0	1
Music City	0	1	0
Orange	3	5	0
Peach	1	1	0
Sugar	4	2	0
Sun	0	2	0
<b>Total</b>	<b>25</b>	<b>14</b>	<b>2</b>


\*Formerly the Tangerine Bowl

\*Vacated victory due to sanctions imposed by NCAA.

+ Formerly the Peach Bowl

2013 PREVIEW  
 2013 SEMINOLES  
 COACHING STAFF  
 2012 SEASON IN REVIEW  
 THIS IS FSU  
 HONORS  
 SEMINOLES IN THE PROS  
 RECORDS  
 FSU ADMINISTRATION





**1968 PEACH BOWL**  
Dec. 30, 1968 | Atlanta, GA

Louisiana State	31
Florida State	27

SCORE BY QUARTERS

	1	2	3	4	F
FSU	7	6	0	14	27
LSU	0	10	14	7	31

SCORING SUMMARY

FSU	Bailey 36 yd. run (Guthrie kick)
FSU	Gunter 75 yd. pass from Cappelman (Guthrie kick failed)
LSU	Burns 39 yd. punt return (Lumpkin kick)
LSU	Lumpkin 32 yd. field goal
LSU	Hamlett 11 yd. pass from Hillman (Lumpkin kick)
LSU	Stobler 11 yd. pass from Hillman (Lumpkin kick)
FSU	Sellers 7 yd. pass from Cappelman (Cappelman pass failed)
FSU	Sellers 4 yd. pass from Cappelman (Glass pass from Cappelman)
LSU	LeBlanc 3 yd. run (Lumpkin kick)

TEAM STATISTICS

	FSU	LSU
First Downs	19	22
Rushes - Yards	34-92	43-151
Passing Yards	221	233
Comp.-Att.-Int.	21-41-1	17-30-1
Plays-Total Offense	75-313	73-384
Punt Return Yards	-2-8	6-37
Punts - Average	9-34.6	4-41.5
Fumbles - Lost	1-0	5-4
Interceptions - Yards	1-0	1-0
Penalties - Yards	8-90	7-70

INDIVIDUAL STATISTICS

RUSHING: FSU - Bailey 11-75, Gunter 8-30, Gilman 5-9, Pederson 1-3, Cappelman 9 (-17); LSU - LeBlanc 14-97, Matte 5-20, Allen 7-17, Nenfield 5-14, Hillman 3-12, Haynes 7 (-4), West 1 (-5), Smith 1-0.  
 PASSING: FSU - Cappelman 21-41-221-1; LSU - Hillman 16-29-229-1, Haynes 1-1-4-0.  
 RECEIVING: FSU - Bailey 4-16, Gunter 1-21, Gilman 2-17, Pederson 2-25, Sellers 8-75, Abraira 2-25, Tyson 1-31, Glass 1-12; LSU - Matte 1-4, Nenfield 2-26, West 2-144, Morel 6-103, Stober 4-62, Hamlett 2-24.



**1971 FIESTA BOWL**  
Dec. 27, 1971 | Tempe, AZ

Arizona State	45
Florida State	38

SCORE BY QUARTERS

	1	2	3	4	F
FSU	10	18	0	10	38
ASU	7	14	10	14	45

SCORING SUMMARY

ASU	Demery 21 yd. pass from White (Ekstrand kick), 9:47
FSU	Magalski one yd. run (Fontes kick), 8:13
FSU	Fontes 30 yd. field goal, 3:23
ASU	Green one yd. run (Elstrand kick), 13:34
FSU	Fontes 25 yd. field goal, 7:35
FSU	Dawson 14 yd. pass from Gaydos through Huff (Dawson pass from Huff), 5:07
ASU	Holden 54 yd. pass from White (Ekstrand kick), :49
FSU	Dawson 10 yd. pass from Huff (Fontes kick), :11
ASU	Ekstrand 34 yd. field goal, 8:25
ASU	Green two yd. run (Ekstrand kick), 1:32
FSU	Fontes 42 yd. field goal, 13:16
ASU	Holden returns Carrell's kick (Ekstrand kick), 6:07
FSU	Dawson 25 yd. pass from Huff (Fontes kick), 4:44
ASU	Green two yd. run (Ekstrand kick), :34

TEAM STATISTICS

	FSU	ASU
First Downs	20	22
Rushes - Yards	34-72	56-200
Passing Yards	361	250
Comp.-Att.-Int.	26-47-2	15-30-0
Plays-Total Offense	81-433	86-450
Punt Return Yards	16	107
Punts - Average	7-42	6-37
Fumbles - Lost	2-0	5-2
Interceptions - Yards	0-0	2-0
Penalties - Yards	8-91	4-37
Time of Possession	27:38	32:22
Third Down Cov.	6-17	11-19

INDIVIDUAL STATISTICS

RUSHING: FSU - Jarrett 8-48, Magalski 17-42, Munroe 5-8, Smith 1-13, Huff 3-39; ASU - Green 24-101, White 11-18, Malone 17-60, Holden 3-21.  
 PASSING: FSU - Huff 25-46-347-2, Gaydos 1-1-14-0; ASU - White 15-30-250-0.  
 RECEIVING: FSU - Jarrett 2-6, Dawson 8-108, Smith 8-143, Gaydos 5-101, Munroe 1-13, Magalski 1-9, Parris 1-7; ASU - Demery 4-55, Holden 2-66, Beverly 3-33, Petty 4-50, Green 2-46.



**1977 TANGERINE BOWL**  
Dec. 23, 1977 | Orlando, FL

Florida State	40
Texas Tech	17

SCORE BY QUARTERS

	1	2	3	4	F
FSU	3	13	11	13	40
TT	0	3	6	8	17

SCORING SUMMARY

FSU	Cappelen 23 yd. field goal, 5:50
TT	Mock 24 yd. field goal, 10:24
FSU	Key 93 yd. kickoff return (Cappelen kick), 9:37
FSU	Overby 37 yd. pass from Jordan (Cappelen kick failed), 3:55
FSU	Shumann 40 yd. pass from Jordan (King pass from Jordan), 12:30
FSU	Cappelen 22 yd. field goal, 9:13
TT	Nelson 44 yd. pass from Allison (Allison pass failed), 7:46
FSU	Overby 15 yd. pass from Jordan (Cappelen kick), 3:39
TT	Taylor 21 yd. run (Taylor pass from Allison), 2:01
FSU	Sanders 44 yd. pass from Woodham (Cappelen kick), :48

TEAM STATISTICS

	FSU	TT
First Downs	22	21
Rushes - Yards	37-85	44-99
Passing Yards	455	279
Comp.-Att.-Int.	25-35-0	18-28-2
Plays-Total Offense	72-540	72-378
Punt Return Yards	5	11
Punts - Average	3-35.6	7-29.6
Fumbles - Lost	2-2	3-2
Interceptions - Yards	2-4	0-0
Penalties - Yards	10-130	3-50
Third Down Cov.	4-8	5-18

INDIVIDUAL STATISTICS

RUSHING: FSU - Key 21-83, Lyles 10-36, Stockstill 1-5, Jordan 3 (-19), Shumann 1 (-14), Kennedy 1 (-6); TT - Taylor 19-60, Allison 13-1, Julian 4-8, Adkins 2-7, Hadnot 3-15, Nelson 1-8, Orr 1-6, Bailey 1 (-6).  
 PASSING: FSU - Jordan 18-25-311-0, Woodham 7-10-144-0, Stockstill 0-0-0-0; TT - Allison 17-27-243-2, Taylor 1-1-36-0.  
 RECEIVING: FSU - Key 6-100, King 6-85, Overby 4-64, Shumann 4-99, Unglaub 2-39, Lyles 2-24, Sanders 1-44; TT - Taylor 5-34, Nelson 4-99, Hadnot 4-62, Williams 3-57, Adkins 1-20, Julian 1-13.



**1979 ORANGE BOWL**  
Jan. 1, 1980 | Miami, FL

Oklahoma	24
Florida State	7

SCORE BY QUARTERS

	1	2	3	4	F
FSU	7	0	0	0	7
OU	0	17	0	7	24

SCORING SUMMARY

FSU	Whiting one yd. run (Cappelen kick), 3:24
OU	Watts 61 yd. run (Keeling kick), 11:35
OU	Wilson 5 yd. run (Keeling kick), 10:59
OU	Keeling 24 yd. field goal, 3:08
OU	Sims 22 yd. run on a lateral from Watts (Keeling kick), 1:58

TEAM STATISTICS

	FSU	OU
First Downs	12	23
Rushes - Yards	35-82	59-411
Passing Yards	100	36
Comp.-Att.-Int.	8-27-3	2-4-0
Plays-Total Offense	62-182	63-447
Punt Return Yards	19	75
Punts - Average	9-42.2	4-25
Fumbles - Lost	1-0	5-4
Interceptions - Yards	0-0	3-25
Penalties - Yards	4-20	3-27.5
Time of Possession	27:22	32:38
Third Down Cov.	6-17	9-14

INDIVIDUAL STATISTICS

RUSHING: FSU - Woodham 2-7, Jordan 3 (-6), Platt 3-8, Lyles 13-40, Whiting 13-40, Stockstill 1 (-7); OU - Watts 15-127, Phelps 2-3, Sims 24-164, Winters 1-25, Overstreet 9-29, Wilson 9-48, Ledbetter 1-10, McKim 1-5.  
 PASSING: FSU - Jordan 6-16-76-1, Woodham 2-11-24-2; OU - Watts 2-4-36-0.  
 RECEIVING: FSU - Platt 1-22, Lyles 1-9, Whiting 1-4, Johnson 1-17, King 2-24, Childers 2-24; OU - Nixon 2-36.



**1980 ORANGE BOWL**  
Jan. 1, 1981 | Miami, FL

Oklahoma	18
Florida State	17

SCORE BY QUARTERS

	1	2	3	4	F
FSU	0	7	3	7	17
OU	0	3	7	8	18

SCORING SUMMARY

FSU	R. Williams 10 yd. run (Capece kick), :49
OU	Keeling 53 yd. field goal, :00
OU	Overstreet 4 yd. run (Keeling kick), 8:59
FSU	Capece 19 yd. field goal, :13
FSU	Butler recovers fumble in endzone (Capece kick), 11:07
OU	Rhodes 11 yd. pass from Watts (Valora pass from Watts), 1:27

TEAM STATISTICS

	FSU	OU
First Downs	23	18
Rushes - Yards	60-212	55-156
Passing Yards	51	128
Comp.-Att.-Int.	11-15-0	7-12-0
Plays-Total Offense	75-263	67-284
Punt Return Yards	34	84
Punts - Average	4-42.5	2-37
Fumbles - Lost	1-0	7-5
Interceptions - Yards	0-0	0-0
Penalties - Yards	5-58	4-32
Time of Possession	33:28	26:32
Third Down Cov.	8-17	8-16

**FSU In Bowl Games Year-By-Year**

Season	Bowl	Opponent	Score
1949	Cigar	Wofford	19-6
1954	Sun	Texas Western	20-47
1958	Bluegrass	Oklahoma State	6-15
1964	Gator	Oklahoma	36-19
1966	Sun	Wyoming	20-28
1967	Gator	Penn State	17-17
1968	Peach	Louisiana State	27-31
1971	Fiesta	Arizona State	38-45
1977*	Tangerine	Texas Tech	40-17
1979*	Orange	Oklahoma	7-24
1980*	Orange	Oklahoma	17-18
1982*	Gator	West Virginia	31-12
1983*	Peach	North Carolina	28-3
1984*	Citrus	Georgia	17-17
1985*	Gator	Oklahoma State	34-23
1986*	All-American	Indiana	27-13
1987*	Fiesta	Nebraska	31-28
1988*	Sugar	Auburn	13-7
1989*	Fiesta	Nebraska	41-17
1990*	Blockbuster	Penn State	24-17
1991*	Cotton	Texas A&M	10-2
1992*	Orange	Nebraska	27-14
1993*	Orange	Nebraska	18-16
1994*	Sugar	Florida	23-17
1995*	Orange	Notre Dame	31-26
1996*	Sugar	Florida	20-52
1997*	Sugar	Ohio State	31-14
1998*	Fiesta	Tennessee	16-23
1999*	Sugar	Virginia Tech	46-29
2000*	Orange	Oklahoma	2-13
2001*	Gator	Virginia Tech	30-17
2002*	Sugar	Georgia	13-26
2003*	Orange	Miami	14-16
2004*	Gator	West Virginia	30-18
2005*	Orange	Penn State (3 ot)	23-26
2006*	Emerald	UCLA	44-27
2007*	Music City	Kentucky	28-35
2008*	Champs	Wisconsin	42-13
2009*	Gator	West Virginia	33-21
2010	Chick-fil-A	South Carolina	26-17
2011	Champs Sports	Notre Dame	18-14
2012	Orange	Northern Illinois	31-10

\*Under Bobby Bowden

INDIVIDUAL STATISTICS

RUSHING: FSU - Stockstill 14-9, Whiting 9-55, Platt 17-45, Unglaub 1-4, R. Williams 19-99; OU - Watts 25-48, Winters 1-4, Rhymes 12-29, W. Ledbetter 3-9, Overstreet 4-42, J. Ledbetter. 3-31, Wilson 5-25, Shepard 1-1.  
 PASSING: FSU - Stockstill 11-51-51-0; OU - Watts 7-12-128-0.  
 RECEIVING: FSU - Childers 2-12, H. Johnson 2-1, Whiting 3-6, McKinnon 1-8, Platt 1-3, R. Williams 2-27; OU - Valora 2-47, Rockford 1-11, Overstreet 1-7, Rhodes 2-53, Winters 1-14.



1982 GATOR BOWL

Dec. 30, 1982 | Jacksonville, FL

Florida State	31
West Virginia	12

SCORE BY QUARTERS

	1	2	3	4	F
FSU	3	14	14	0	31
WVU	0	6	0	6	12

SCORING SUMMARY

FSU Hall 20 yd. field goal, 3:30  
 WVU Woodside 48 yd. field goal, 14:14  
 FSU B. Allen 95 yd. kick off return, :20  
 WVU Woodside 34 yd. field goal, 1:13  
 FSU McKinnon 27 yd. pass from Williams (Hall kick), :15  
 FSU G. Allen 29 yd. run (Hall kick), :15  
 FSU G. Allen 1 yd. run (Hall kick), 3:36  
 WVU Miller 26 yd. pass from White (White pass failed), :51

TEAM STATISTICS

	FSU	WVU
First Downs	23	22
Rushes - Yards	34-259	41-155
Passing Yards	202	208
Comp.-Att.-Int.	16-32-1	14-34-2
Plays-Total Offense	68-461	75-363
Punt Return Yards	9	82
Punts - Average	4-36.8	4-30.5
Fumbles - Lost	1-0	2-0
Interceptions - Yards	2-23	1-0
Penalties - Yards	11-100	5-57
Time of Possession	27:10	32:50
Third Down Cov.	3-12	7-17

INDIVIDUAL STATISTICS

RUSHING: FSU - Lowery 1-(-9), B. Williams 2-7, G. Allen 15-138, R. Williams 10-35, C. Jones 1-1, Burnett 1-1, McKinnon 1-65, B. Allen 3-21; WVU - Hostetter 9-24, 2-(17), Gray 10-27, Wolfley 7-32, Walczak 7-30, Beck 4-7, Mullen 2-42.  
 PASSING: FSU - Lowery 0-1-0-0, B. Williams 16-30-202-1, H. Jones 0-1-0-0; WVU - Hostetter 10-28-118-2, White 4-6-90-0.  
 RECEIVING: FSU - G. Allen 1-15, Burnett 1-13, Bowden 1-8, McKinnon 2-36, Mobley 4-34, H. Jones 3-29, R. Williams 2-26, Thompson 2-41; WVU - Gray 2-12, Miller 5-100, Mullen 1-5, Raugh 4-60, Brown 1-18, Hollins 1-13.



1983 PEACH BOWL

Dec. 28, 1983 | Allanta, GA

Florida State	28
North Carolina	3

SCORE BY QUARTERS

	1	2	3	4	F
FSU	14	7	0	7	28
UNC	0	0	0	3	3

SCORING SUMMARY

FSU Thompson 15 yd. pass from Thomas (Hall kick), 11:01  
 FSU Thompson 18 yd. pass from Thomas (Hall kick), 7:06  
 FSU Snipes 1 yd. run (Hall kick), 6:25  
 UNC Barwick 36 yd. field goal, 10:22  
 FSU Thomas 1 yd. run (Hall kick), :31

TEAM STATISTICS

	FSU	UNC
First Downs	23	16
Rushes - Yards	59-265	26-32
Passing Yards	99	166
Comp.-Att.-Int.	7-13-1	18-40-0
Plays-Total Offense	72-364	66-198
Punt Return Yards	9	0
Punts - Average	6-38.8	6-45.2
Fumbles - Lost	3-0	4-1
Interceptions - Yards	0-0	1-0
Penalties - Yards	6-34	7-60
Time of Possession	33:48	26:12
Third Down Cov.	7-13	2-14

INDIVIDUAL STATISTICS

RUSHING: FSU - Allen 17-97, Jones 20-79, Thomas 13-41, Snipes 8-37, Hester 1-11; UNC - Horton 9-30, Anthony 9-27, Littlejohn 2-5, Jones 1-(-2), Griffin 1-(-9), Stankavage 4-(-19).  
 PASSING: FSU - Thomas 7-13-99-1; UNC - Stankavage 17-39-150-0, Anthony 1-1-0-0.  
 RECEIVING: FSU - Panton 3-48, Thompson 2-33, Allen 2-18; UNC - Winfield 4-55, Franklin 3-34, Anthony 3-17, Horton 3-11, Smith 2-21, Stankavage 1-16, Griffin 1-11, Littlejohn 1-1.



1984 CITRUS BOWL

Dec. 21, 1984 | Orlando, FL

Florida State	17
Georgia	17

SCORE BY QUARTERS

	1	2	3	4	F
FSU	0	0	3	14	17
UGA	0	14	0	3	17

SCORING SUMMARY

UGA Tate 4 yd. run (Butler kick), 5:26  
 UGA Tate 2 yd. run (Butler kick), 1:08  
 FSU Schmidt 32 yd. field goal, 10:26  
 FSU Smith 1 yd. run (Thomas run failed), 14:21  
 UGA Butler 36 yd. field goal, 12:10  
 FSU Wessel 14 yd. punt return (Holloman run), 3:58

TEAM STATISTICS

	FSU	UGA
First Downs	18	15
Rushes - Yards	42-161	49-189
Passing Yards	85	178
Comp.-Att.-Int.	10-27-2	9-18-1
Plays-Total Offense	69-246	67-367
Punt Return Yards	62	4
Punts - Average	8-38.6	8-37.1
Fumbles - Lost	3-1	5-1
Interceptions - Yards	1-0	2-18
Penalties - Yards	8-65	6-42
Time of Possession	30:51	29:09
Third Down Cov.	2-12	2-14

INDIVIDUAL STATISTICS

RUSHING: FSU - Thomas 11-(-21), Snipes 8-60, Cl. Jones 10-40, Smith 10-65, Ce. Jones 1-5, Hester 2-12; UGA - T. Williams 3-(-14), J. Jackson 7-36, Gary 6-19, Tate 11-75, Smith 8-22, T. Jackson 12-46, S. Williams 2-5.  
 PASSING: FSU - Thomas 10-26-85-2, H. Jones 1-0-0-0; UGA - T. Williams 2-2-19-0, J. Jackson 7-16-159-1.  
 RECEIVING: FSU - Hester 3-26, Carter 2-15, Smith 1-10, Ce. Jones 1-10, H. Jones 2-11, Panton 1-13; UGA - Archie 2-41, Hockaday 1-8, Lane 2-64, S. Williams 2-45, Clincy 1-19, T. Jackson 1-1.



1985 GATOR BOWL

Dec. 30, 1985 | Jacksonville, FL

Florida State	34
Oklahoma State	23

SCORE BY QUARTERS

	1	2	3	4	F
FSU	3	10	14	7	34
OSU	0	0	17	6	23

SCORING SUMMARY

FSU Schmidt 23 yd. field goal, 2:28  
 FSU Gainer 39 yd. pass from Ferguson (Schmidt kick), 2:31  
 FSU Schmidt 39 yd. field goal, :02  
 OSU Dennis 33 field goal, 9:46  
 FSU C. Jones 3 yd. run (Schmidt kick), 6:02  
 FSU Gainer 19 yd. pass from Ferguson (Schmidt kick), 4:57  
 OSU Thomas 29 yd. pass from Williams (Dennis kick), 2:52  
 OSU Williams 12 yd. pass from Thomas (Dennis kick), 1:19  
 OSU Ferguson 1 yd. run (Schmidt kick), 10:43  
 OSU Dykes 31 yd. pass from Williams (Williams pass failed), :10

TEAM STATISTICS

	FSU	OSU
First Downs	31	23
Rushes - Yards	41-231	35-106
Passing Yards	338	263
Comp.-Att.-Int.	20-43-2	22-44-2
Plays-Total Offense	84-569	79-369
Punt Return Yards	25	20
Punts - Average	4-47.5	7-35.9
Fumbles - Lost	3-2	1-0
Interceptions - Yards	2-45	1-0
Penalties - Yards	9-110	3-27
Time of Possession	28:11	31:49
Third Down Cov.	6-16	6-18

INDIVIDUAL STATISTICS

RUSHING: FSU - Ferguson 6-(-4), T. Smith 24-201, Floyd 2-8, Ross 2-7, C. Jones 6-18, R. White 1-1; OSU - Williams 6-(-3), Thomas 26-97, Timmons 2-11, Dykes 1-1.  
 PASSING: FSU - Ferguson 20-43-338-1; OSU - Williams 21-43-251-2, Thomas 1-1-12-0.  
 RECEIVING: FSU - R. White 4-87, Gainer 7-148, T. Smith 2-8, P. Carter 5-81, Panton 1-10, Brown 1-4; OSU - Riley 3-49, Wemer 4-30, Dillard 2-13, Luper 1-11, Thomas 3-44, Williams 1-12, Dykes 8-104.



1986 ALL-AMERICAN BOWL

Dec. 31, 1986 | Birmingham, AL

Florida State	27
Indiana	13

SCORE BY QUARTERS

	1	2	3	4	F
FSU	6	7	7	7	27
IND	3	0	7	3	13

SCORING SUMMARY

IND Stoyanovich 35 yd. field goal, 7:38  
 FSU Smith 4 yd. rush (Schmidt kick failed), 4:12  
 FSU Smith 9 yd. rush (Schmidt kick), 11:57  
 FSU Holloman 8 yd. run (Schmidt kick), 12:04  
 IND Powell 2 yd. rush (Stoyanovich kick), 1:27  
 IND Stoyanovich 30 yd. field goal, 7:09  
 FSU Holloman 10 yd. run (Schmidt kick), 2:56

TEAM STATISTICS

	FSU	IND
First Downs	20	23
Rushes - Yards	39-288	53-215
Passing Yards	54	168
Comp.-Att.-Int.	6-14-1	11-25-1
Plays-Total Offense	53-342	78-383
Punt Return Yards	12	7
Punts - Average	2-35	2-35
Fumbles - Lost	2-1	1-0
Interceptions - Yards	1-6	1-0
Penalties - Yards	6-50	10-88
Time of Possession	22:41	37:19
Third Down Cov.	1-3	6-14

INDIVIDUAL STATISTICS

RUSHING: FSU - Smith 25-205, Williams 3-6, Fells 2-0, Floyd 1-7, D. Holloman 2-34, T. Holloman 6-36; IND - Thompson 28-127, Powell 6-38, Kramme 13-21, Sweazy 1-3, Polce 5-26.  
 PASSING: FSU - McManus 6-14-54-1; IND - Kramme 11-25-168-1.  
 RECEIVING: FSU - Smith 1-6, Gainer 1-19, O'Malley 2-20, P. Carter 2-9; IND - Jones 1-11, Lilja 2-44, Jordan 1-7, Dawsey 5-74, Buford 2-32.



1987 FIESTA BOWL

Jan. 1, 1988 | Tempe, AZ

Florida State	31
Nebraska	28

SCORE BY QUARTERS

	1	2	3	4	F
FSU	0	21	3	7	31
NEB	14	0	14	0	28

SCORING SUMMARY

NEB Jones 3 yd. run (Brennan kick), :19  
 NEB Brinson 52 yd. punt return (Brennan kick), :00  
 FSU Gainer 10 yd. pass from McManus (Schmidt kick), 1:45  
 FSU D. Williams 4 yd. run (Schmidt kick), 2:38  
 FSU Gainer 25 yd. pass from McManus (Schmidt kick), 1:58  
 NEB Taylor 2 yd. run (Brennan kick), 3:19  
 FSU Schmidt 32 yd. field goal, 3:52  
 NEB Knox 4 yd. run (Brennan kick), 3:42  
 FSU Lewis 15 yd. pass from McManus (Schmidt kick), 3:51

TEAM STATISTICS

	FSU	NEB
First Downs	26	20
Rushes - Yards	29-82	54-242
Passing Yards	375	142
Comp.-Att.-Int.	28-51-1	7-14-1
Plays-Total Offense	80-457	68-384
Punt Return Yards	12	89
Punts - Average	4-29.5	4-35.5
Fumbles - Lost	2-1	4-2
Interceptions - Yards	1-3	1-35
Penalties - Yards	2-20	9-78
Time of Possession	31:07	28:53
Third Down Cov.	9-17	4-11



INDIVIDUAL STATISTICS

RUSHING: FSU - S. Smith 9-28, McManus 5-26, D. Williams 3-5, D. Carter 4-4, Bennett 7-16, Butts 1-3; NEB - Jones 15-80, Heibel 3-7, Taylor 20-75, Carpenter 1-2, Brinson 2-16, Knox 13-62.  
 PASSING: FSU - McManus 28-51-375-1; NEB - Taylor 7-14-142-1.  
 RECEIVING: FSU - D. Williams 1-7, P. Carter 5-54, Bennett 4-47, Butts 1-7, Gainer 5-89, R. Lewis 4-59, D. Carter 4-89, S. Smith 1-5, Dawsey 1-17, Anthony 2-29; NEB - Banderas 1-48, Gregory 3-49, Millikan 2-32, Heibel 1-13.



**1988 SUGAR BOWL**  
 Jan. 2, 1989 | New Orleans, LA  
 Florida State 13  
 Auburn 7

SCORE BY QUARTERS

	1	2	3	4	F
FSU	10	3	0	0	13
AUB	0	7	0	0	7

SCORING SUMMARY

FSU D. Williams 2 yd. run (Andrews kick), 9:48  
 FSU Mason 35 yd. field goal, 5:57  
 FSU Mason 31 yd. field goal, 11:00  
 AUB Reeves 20 yd. pass from Slack (Lyle kick), 4:09

TEAM STATISTICS

	FSU	AUB
First Downs	21	18
Rushes - Yards	47-148	36-108
Passing Yards	157	162
Comp.-Att.-Int.	14-27-1	19-33-3
Plays-Total Offense	74-305	69-270
Punt Return Yards	0	25
Punts - Average	4-35	4-35.8
Fumbles - Lost	2-1	3-2
Interceptions - Yards	3-11	1-13
Penalties - Yards	6-45	5-65
Time of Possession	33:35	26:25
Third Down Cov.	6-16	1-12

INDIVIDUAL STATISTICS

RUSHING: FSU - S. Smith 24-115, Ferguson 6(-19), D. Williams 7-16, Carter 7-25, Floyd 1-5, Dawsey 1-0, Butts 1-6; AUB - Danley 19-68, Harris 4-6, Joseph 8-47, Slack 4(-9), Weygand 1(-4).  
 PASSING: FSU - Ferguson 14-26-157-1, Johnson 0-1-0-0; AUB - Slack 19-33-162-3.  
 RECEIVING: FSU - Anthony 3-47, O'Malley 2-31, Dawsey 2-10, D. Carter 3-25, D. Williams 2-20, Johnson 1-16, Butts 1-8; AUB - Taylor 5-35, Reeves 2-37, Weygand 3-40, Danley 5-2, Tillman 4-48.



**1989 FIESTA BOWL**  
 Jan. 1, 1990 | Tempe, AZ  
 Florida State 41  
 Nebraska 17

SCORE BY QUARTERS

	1	2	3	4	F
FSU	0	21	20	0	41
NEB	7	3	0	7	17

SCORING SUMMARY

NEB Gregory 9 yd. pass from Gdowski (Barrios kick), 11:19  
 FSU Anthony 14 yd. pass from Willis (Andrews kick), 13:42  
 NEB Drennan 39 yd. field goal, 12:15  
 FSU R. Johnson 5 yd. pass from Willis (Andrews kick), :57  
 FSU Carter 10 yd. pass from Willis (Andrews kick), :24  
 FSU Moore 1 yd. run (Andrews kick), 5:59  
 FSU R. Johnson 8 yd. pass from Willis (Andrews kick), 3:37  
 FSU Anthony 24 yd. pass from Willis (Andrews kick), :02  
 NEB Joseph 2 yd. run (Drennan kick), 1:16

TEAM STATISTICS

	FSU	NEB
First Downs	18	18
Rushes - Yards	24-72	46-115
Passing Yards	422	207
Comp.-Att.-Int.	25-41-0	15-26-2
Plays-Total Offense	65-494	72-322
Punt Return Yards	0	5
Punts - Average	3-35.7	3-34.3
Fumbles - Lost	0-0	5-3
Interceptions - Yards	2-42	0-0
Penalties - Yards	13-135	6-48
Time of Possession	27:30	32:30
Third Down Cov.	7-16	7-18

INDIVIDUAL STATISTICS

RUSHING: FSU - D. Carter 13-72, Bennett 3-3, Moore 4-3, Willis 1(-8), Dawsey 1(-4), Lee 2-6; NEB - Clark 16-86, Gdowski 12-1, Bell 1-2, Carpenter 3-6, Flowers 4-25, Washington 1(-4), Hughes 1(-2), Joseph 4(-2), Rogers 4-3.  
 PASSING: FSU - Willis 25-40-422-0, Weldon 0-1-0-0; NEB - Joseph 1-2-12-0, Gdowski 13-23-154-2, Stigre 1-1-41-0.  
 RECEIVING: FSU - Lewis 5-106, R. Johnson 3-27, Dawsey 4-66, Anthony 6-88, D. Carter 3-47, Baker 2-49, Bennett 1-30, Lee 1-9; NEB - Dowse 1-41, Gregory 4-67, Bell 3-46, Carpenter 2-6, Bostick 3-27, Garrett 1-15, Hughes 1-5.



**1990 BLOCKBUSTER BOWL**  
 Dec. 28, 1990 | Miami, FL  
 Florida State 24  
 Penn State 17

SCORE BY QUARTERS

	1	2	3	4	F
FSU	10	7	7	0	24
PSU	7	0	3	7	17

SCORING SUMMARY

FSU Andrews 41 yd. field goal, 10:47  
 FSU Lee 1 yd. run (Andrews kick), 8:20  
 FSU Lee 7 yd. run (Andrews kick), 13:36  
 PSU Daniels 56 yd. pass from Sacca (Fayak kick), 1:13  
 PSU Fayak 32 yd. field goal, 7:32  
 FSU Weldon 5 yd. run (Andrews kick), 3:51  
 PSU T. Smith 37 yd. pass from Bill (Fayak kick), 6:27

TEAM STATISTICS

	FSU	PSU
First Downs	19	17
Rushes - Yards	39-152	31-122
Passing Yards	248	278
Comp.-Att.-Int.	22-36-2	15-32-3
Plays-Total Offense	75-400	62-403
Punt Return Yards	43	72
Punts - Average	7-37.6	6-36.3
Fumbles - Lost	0-0	2-0
Interceptions - Yards	3-2	2-19
Penalties - Yards	4-35	6-46
Time of Possession	33:47	26:13
Third Down Cov.	6-16	2-11

INDIVIDUAL STATISTICS

RUSHING: FSU - Lee 21-86, Weldon 6-22, Dawsey 1-0, Bennett 7-30, Moore 1-12, Jackson 1-2; PSU - Brown 14-46, Thompson 8-33, Smith 1-13, Sacca 6-28, Fayak 1-0, Bill 1-2.  
 PASSING: FSU - Weldon 22-36-248-2; PSU - Sacca 12-25-194-2, Bill 3-7-84-1.  
 RECEIVING: FSU - R. Johnson 2-34, Lee 5-32, Dawsey 8-107, Bennett 4-49, Moore 1-3, Roberts 1-6, Baker 1-17; PSU - Daniels 7-154, Smith 5-100, Thompson 2-10, T. Thomas 1-14.



**1991 COTTON BOWL**  
 Jan. 1, 1992 | Dallas, TX  
 Florida State 10  
 Texas A&M 2

SCORE BY QUARTERS

	1	2	3	4	F
FSU	7	0	0	3	10
TAM	2	0	0	0	2

SCORING SUMMARY

TAM Weldon tackled in endzone for Safety, 10:09  
 FSU Weldon 4 yd. run (Thomas kick), 2:08  
 FSU Thomas 27 yd. field goal, 2:40

TEAM STATISTICS

	FSU	TAM
First Downs	17	12
Rushes - Yards	48-188	42-123
Passing Yards	92	57
Comp.-Att.-Int.	14-32-4	6-24-2
Plays-Total Offense	80-280	66-180
Punt Return Yards	16	8
Punts - Average	8-43.3	9-39.7
Fumbles - Lost	3-1	7-6
Interceptions - Yards	2-0	4-47
Penalties - Yards	11-77	6-50
Time of Possession	33:59	26:01
Third Down Cov.	3-17	0-12

INDIVIDUAL STATISTICS

RUSHING: FSU - Jackson 27-119, Bennett 11-47, McMillan 2-16, Baker 1-14, Weldon 7-8; TAM - Hill 14-71, Richardson 9-5, Carter 7-22, McAfee 5-19, Simmons 4-19, Thomas 2-4, Biggens 1-9.  
 PASSING: FSU - Weldon 14-32-92-4; TAM - Richardson 6-24-57-2.  
 RECEIVING: FSU - Baker 4-44, Jackson 3-20, McCorvey 2-20, Johnson 2-19, Frier 1-5, Bennett 2-16; TAM - Hill 2-17, Harrison 2-27, Mathews 1-10, Mitchell 1-3.



**1992 ORANGE BOWL**  
 Jan. 1, 1993 | Miami, FL  
 Florida State 27  
 Nebraska 14

SCORE BY QUARTERS

	1	2	3	4	F
FSU	7	13	7	0	27
NEB	0	7	0	7	14

SCORING SUMMARY

FSU Vanover 25 yd. pass from Ward (Mowrey kick), 7:41  
 FSU Mowrey 40 yd. field goal, 10:54  
 FSU McCorvey 4 yd. pass from Ward (Mowrey kick), 9:22  
 FSU Mowrey 24 yd. field goal, 2:34  
 NEB Dixon 41 yd. pass from Frazier (Bennett kick), 1:03  
 FSU S. Jackson 11 yd. run (Mowrey kick), 4:52  
 NEB Armstrong 1 yd. pass from Frazier (Bennett kick), 10:24

TEAM STATISTICS

	FSU	NEB
First Downs	23	13
Rushes - Yards	48-221	34-144
Passing Yards	215	146
Comp.-Att.-Int.	16-31-1	10-22-2
Plays-Total Offense	79-436	56-290
Punt Return Yards	10	18
Punts - Average	6-35.8	4-44.8
Fumbles - Lost	3-0	5-1
Interceptions - Yards	2-0	1-12
Penalties - Yards	6-71	6-50
Time of Possession	36:53	23:07
Third Down Cov.	8-16	3-12

INDIVIDUAL STATISTICS

RUSHING: FSU - Jackson 17-101, McMillan 9-23, Floyd 4-5, Ward 14-23, Wimberly 1-19, Vanover 3-50; NEB - Jones 19-76, Lewis 3-19, Brown 4-13, Frazier 7-1, Dixon 1-35.  
 PASSING: FSU - Ward 15-30-187-1, Jackson 1-1-28-0; NEB - Frazier 10-21-146-2, Bell 0-1-0-0.  
 RECEIVING: FSU - Jackson 4-61, Baker 3-32, Vanover 3-40, McMillan 1-7, McCorvey 3-23, Ward 1-28, Ellison 1-24; NEB - Dixon 5-123, Hawkins 2-18, Jones 1-0, Armstrong 1-1, Muhammad 1-4.



**1993**

Seminoles Capture National Title At Orange Bowl  
 Nebraska's Tom Osborn congratulates Bobby Bowden after the Seminoles defeated the Cornhuskers, 18-16.

2013 PREVIEW SEMINOLES  
 2013 COACHING STAFF  
 2012 SEASON IN REVIEW  
 THIS IS FSU  
 HONORS  
 SEMINOLES IN THE PROS  
 RECORDS  
 ADMINISTRATION



**1993 ORANGE BOWL**

Jan. 1, 1994 | Miami, FL

Florida State	18
Nebraska	16

**SCORE BY QUARTERS**

	1	2	3	4	F
FSU	0	6	9	3	18
NEB	0	7	0	9	16

**SCORING SUMMARY**

FSU	Bentley 34 yd. field goal, 7:54
NEB	Baul 34 yd. pass from Frazier (Bennett kick), 5:59
FSU	Bentley 25 yd. field goal, :29
FSU	Floyd 1 yd. run (Ward pass incomplete), 12:50
FSU	Bentley 39 yd. field goal, 3:06
NEB	Phillips 12 yd. run (Frazier run failed), 14:55
NEB	Bennett 27 yd. field goal, 1:16
FSU	Bentley 22 yd. field goal, :21

**TEAM STATISTICS**

	FSU	NEB
First Downs	22	20
Rushes - Yards	24-47	44-183
Passing Yards	286	206
Comp.-Att.-Int.	24-43-0	13-25-2
Plays-Total Offense	67-333	69-389
Punt Return Yards	0	18
Punts - Average	6-45.2	7-38.4
Fumbles - Lost	0-0	2-0
Interceptions - Yards	2-21	0-0
Penalties - Yards	10-69	11-115
Time of Possession	27:03	32:57
Third Down Conv.	1-12	7-16

**INDIVIDUAL STATISTICS**

RUSHING: FSU - Jackson 8-(-6), Floyd 7-53, Dunn 1-3, Ward 8-(-3); NEB - Jones 9-28, Makovicka 2-7, Benning 5-5, Phillips 13-64, Frazier 14-77, Dixon 1-2.  
 PASSING: FSU - Ward 24-43-286-0; NEB - Frazier 13-24-206-2, Jones 0-1-0-0.  
 RECEIVING: FSU - Frier 5-46, McConvey 5-70, Floyd 1-(-7), Knox 5-99, Vanover 6-48, Dunn 2-30; NEB - Jones 1-(-7), Muhammad 1-14, Johnson 3-40, Baul 1-34, Bell 4-75, Dixon 3-50.



**1994 SUGAR BOWL**

Jan. 2, 1995 | New Orleans, LA

Florida State	23
Florida	17

**SCORE BY QUARTERS**

	1	2	3	4	F
FSU	3	17	3	0	23
UF	3	7	0	7	17

**SCORING SUMMARY**

FSU	Mowrey 21 yd. field goal, 7:20
UF	Davis 22 yd. field goal, 3:57
FSU	Ellison 73 yd. pass from Dunn (Mowrey kick), 14:25
FSU	McConvey 16 yd. pass from Kanell (Mowrey kick), 7:47
UF	Hilliard 82 yd. pass from Wuerffel (Davis kick), 6:07
FSU	Mowrey 24 yd. field goal, :36
FSU	Mowrey 45 yd. field goal, 13:57
UF	Wuerffel 1 yd. run (Davis kick), 3:47

**TEAM STATISTICS**

	FSU	UF
First Downs	21	23
Rushes - Yards	30-76	29-5
Passing Yards	325	449
Comp.-Att.-Int.	24-41-0	30-43-1
Plays-Total Offense	71-401	72-454
Punt Return Yards	10	9
Punts - Average	4-39	3-45.7
Fumbles - Lost	0-0	2-2
Interceptions - Yards	1-5	0-0
Penalties - Yards	7-62	8-57
Time of Possession	27:56	32:04
Third Down Conv.	4-16	11-17

**INDIVIDUAL STATISTICS**

RUSHING: FSU - Dunn 14-58, Crockett 5-19, Preston 4-4, McMillon 1-1, Kanell 6-(-6); UF - Williams 10-27, Taylor 8-18, Kresser 1-(-7), Anthony 1-(-10), Wuerffel 9-(-23).  
 PASSING: FSU - Kanell 23-40-252-0, Dunn 1-1-73-0; UF - Wuerffel 28-39-394-1, Kresser 1-2-3-0, Williams 0-1-0-0, Anthony 1-1-52-0.  
 RECEIVING: FSU - Dunn 9-51, McConvey 4-84, Ellison 4-102, E. Green 4-74, Crockett 1-(-2), Messam 1-12, Preston 1-4; UF - Anthony 8-57, J. Jackson 6-128, Taylor 3-33, Williams 3-14, Doering 3-47, Hill 3-34, Hilliard 3-119, Bilkie 1-17.



**1995 ORANGE BOWL**

Jan. 1, 1996 | Miami, FL

Florida State	31
Notre Dame	26

**SCORE BY QUARTERS**

	1	2	3	4	F
FSU	7	7	0	17	31
ND	10	0	7	9	26

**SCORING SUMMARY**

ND	Mayes 39 yd. pass from Krug (Cengia kick), 8:27
FSU	Cooper 15 yd. pass from Kanell (Bentley kick), 6:08
ND	Cengia 20 yd. field goal, :02
FSU	Cooper 10 yd. pass from Kanell (Bentley kick), 2:30
ND	Mayes 33 yd. pass from Krug (Cengia kick), 8:04
ND	Kanell steps out of bounds in endzone for safety, 13:44
ND	Chrylewicz 5 yd. pass from Krug (Cengia kick), 11:43
FSU	E. Green 11 yd. pass from Kanell (Bentley kick), 9:47
FSU	Cooper 3 yd. pass from Kanell (Cooper pass from Kanell), 6:09
FSU	Krug intentionally grounds in endzone for safety, 2:02

**TEAM STATISTICS**

	FSU	ND
First Downs	26	17
Rushes - Yards	37-188	45-256
Passing Yards	290	169
Comp.-Att.-Int.	20-33-2	15-26-1
Plays-Total Offense	70-478	71-425
Punt Return Yards	52	21
Punts - Average	3-44	5-42.4
Fumbles - Lost	1-0	2-1
Interceptions - Yards	1-8	2-14
Penalties - Yards	7-59	7-55
Time of Possession	28:13	31:47
Third Down Conv.	6-13	7-16

**INDIVIDUAL STATISTICS**

RUSHING: FSU - Dunn 22-151, Williams 2-7, Preston 6-55, Abdullah 2-2, Kanell 5-(-27); ND - Denson 11-67, Edwards 14-55, Thorne 1-4, Farmer 7-93, Krug 11-45, Sollman 1-(-8).  
 PASSING: FSU - Kanell 20-32-2, Dunn 0-1-0; ND - Krug 14-24-1, Smith 1-1-0, Edwards 0-1-0.  
 RECEIVING: FSU - Messam 6-103, Williams 2-17, E. Green 5-99, Cooper 4-38, Abdullah 1-14, Dunn 2-19; ND - Mayes 6-96, Stafford 2-14, Mosley 1-13, Chrylewicz 3-18, Farmer 1-3, Edwards 2-25.



**1996 SUGAR BOWL**

Jan. 2, 1997 | New Orleans, LA

Florida State	20
Florida	52

**SCORE BY QUARTERS**

	1	2	3	4	F
FSU	3	14	3	0	20
UF	10	14	14	14	52

**SCORING SUMMARY**


UF	Hilliard 9 yd. pass from Wuerffel (Edmiston kick), 6:43
FSU	Bentley 43-yd field goal, 7:49
UF	Edmiston 32-yd field goal, 2:44
UF	Taylor 2 yd. run (Edmiston kick), 11:28
FSU	Green 29 yd. pass from Busby (Bentley kick), 7:28
UF	Hilliard 31 yd. pass from Wuerffel (Edmiston kick), 5:18
FSU	Dunn 12 yd. run (Bentley kick), 0:40
FSU	Bentley 45-yd field goal, 10:24
UF	Hilliard 8 yd. pass from Wuerffel (Edmiston kick), 5:43
UF	Wuerffel 16 yd. run (Edmiston kick), 0:13
UF	Jackson 42 yd. run (Edmiston kick), 8:52
UF	Jackson 1 yd. run (Edmiston kick), 2:12

**TEAM STATISTICS**

	FSU	UF
First Downs	13	26
Rushes-Yards	21-70	43-203
Passing Yards	271	306
Comp.-Att.-Int.	17-42-2	18-34-1
Plays-Total Offense	63-313	77-474
Punt Ret. Yards	74	69
Punts-Average	8-46.4	7-48.1
Fumbles-Lost	0-0	1-0
Interceptions-Yards	1-24	2-7
Penalties-Yards	14-115	15-102
Time of Possession	23:33	36:27
Third Down Conv.	5-18	5-16

**INDIVIDUAL STATISTICS**

RUSHING: FSU - Dunn 9-28, Warrick 1-12, Williams 2-7, Feaster 2-1, Busby 7-(-6); UF - Jackson 12-118, Taylor 18-60, Williams 4-2, Schottenheimer 1-0, McCaslin 2-(-2), Wuerffel 6-(-10).  
 PASSING: FSU - Busby 41-17-1-271-1, Kendra 1-0-1-0-0; UF - Wuerffel 34-18-1-306-3.  
 RECEIVING: FSU - Messam 5-48, Cooper 4-82, Green 3-86, Pearsall 1-25, Dunn 1-12, Abdullah 1-10, Warrick 1-7, Williams 1-1; UF - Hilliard 7-150, Green 5-79, Anthony 4-50, Mobley 1-16, Taylor 1-12.



**1997 SUGAR BOWL**

Jan. 1, 1998 | New Orleans, LA

Florida State	31
Ohio State	14

**SCORE BY QUARTERS**

	1	2	3	4	F
FSU	7	14	0	10	31
OSU	3	0	5	6	14

**SCORING SUMMARY**

OSU	Dan Stultz 40 yd field goal, 1:56
FSU	E.G. Green 27 yd. pass from Busby (Janikowski kick), 0:00
FSU	Thad Busby 9 yd. run (Janikowski kick), 3:25
FSU	William McCray 1 yd. run (Janikowski kick), :10
OSU	Dan Stultz 34 yd. field goal, 7:29
OSU	Team Safety, 1:13
FSU	Janikowski 35 yd. field goal, 14:56
OSU	John Lumpkin 50 yd. pass from Joe Germaine, 8:57
FSU	William McCray 1 yd. run (Janikowski kick), :47

**TEAM STATISTICS**

	OSU	FSU
First Downs	21	18
Rushes-Yards	44-118	27-60
Passing Yards	207	334
Comp-Att-Int	16-36-3	22-32-2
Total Yards	325	394
Punts-Avg.	7-45.4	6-42.7
Punt Returns	3-25	5-44
KO Returns	2-29	3-77
Int Returns	2-24	3-55
Penalties-Yards	10-70	9-74
Fumbles-Lost	1-0	0-0
Sacks	4-26	6-40
Third Down Conversions	4-18	3-13
Time of Possession	35:04	24:56

**INDIVIDUAL STATISTICS**

RUSHING: FSU - Minor 12-53, Feaster 2-10, Glenn 2-5, McCray 2-2, Coles 2-1, Busby 7-(-11); OSU - Pearson 22-60, Rudzinski 1-24, Jackson 9-19, Keller 6-20, Wylie 3-9, Germaine 3-(-14).  
 PASSING: FSU - Busby 33-22-2-334-1; OSU - Germaine 26-10-2-173-1, Jackson 10-6-1-34-0.  
 RECEIVING: FSU - Minor 9-55, Green 7-176, Warrick 3-82, Coles 3-21; OSU - Miller 6-79, Boston 3-40, Lumpkin 2-61, Pearson 2-27, Keller 2-(-3), Rambo 1-3.



**1998 FIESTA BOWL**

Jan. 4, 1999 | Tempe, AZ

Florida State	16
Tennessee	23

**SCORE BY QUARTERS**

	1	2	3	4	F
FSU	0	9	0	7	16
UT	0	14	0	9	23

**SCORING SUMMARY**

UT	Bryson 4 pass from T. Martin (J. Hall kick). Time Left: 14:05. Drive: 6 plays, 88 yards.
UT	Goodrich 54 interception return (J. Hall kick). Time Left: 13:40.
FSU	McCray 1 run. Time Left: 8:59. Drive: 3 plays, 3 yards.
FSU	Janikowski 34 FG. Time Left: 1:17. Drive: 10 plays, 10 yards.
UT	Price 79 pass from T. Martin. Time Left: 9:17. Drive: 3 plays, 80 yards.
UT	Hall 23 FG. Time Left: 6:01. Drive: 6 plays, 22 yards.
FSU	Outzen 7 run (Janikowski kick). Time Left: 3:42. Drive: 5 plays, 49 yards.

2013 PREVIEW  
 2013 SEMINOLES  
 COACHING STAFF  
 2012 SEASON IN REVIEW  
 FSU  
 THIS IS  
 HONORS  
 SEMINOLES IN THE PROS  
 RECORDS  
 FSU  
 ADMINISTRATION



TEAM STATISTICS

	FSU	UT
First Downs	13	16
Rushes-Yards	41-108	54-114
Passing Yards	145	278
Comp.-Att-Int.	9-22-2	11-19-2
Total Yards	253	392
Punts-Avg.	9-39.8	5-38
Punt Returns	2-51	4-34
Kickoff Returns	4-52	3-43
Interception Returns	2-69	2-74
Penalties-Yards	12-110	9-55
Fumbles-Lost	4-1	3-2
Sacks By	1	4
Third Down Conversions	4-15	1-12
Time of Possession	28:50	31:10
Attendance		80,470

INDIVIDUAL STATISTICS

RUSHING: FSU - Minor 15-83, Warrick 1-11, McCray 4-9, Coles 2-4, Glenn 1-2, Outzen 18(-1); UT - Stephens 13-60, Henry 19-28, Martin 10-19, Bryson 3-7.  
 PASSING: FSU - Outzen 22-9-0-145-2; UT - Martin 18-11-2-278-2; Henry 1-0-0-0-0.  
 RECEIVING: FSU - Dugans 6-135, McCray 1-11, Warrick 1-7, Minor 1(-8); UT - Price 4-199, Bryson 3-34, Copeland 1-15, Finlayson 1-14, Henry 1-9, Wilson 1-7.



1999 SUGAR BOWL

Jan. 1, 2000 | New Orleans, LA

Florida State	46
Virginia Tech	29

SCORE BY QUARTERS

	1	2	3	4	F
VT	7	7	15	0	29
FSU	14	14	0	18	46

SCORING SUMMARY

FSU Warrick 64 pass from Weinke (Janikowski kick), 3:22.  
 FSU Chaney 6 blocked punt return (Janikowski kick), 2:14.  
 VT Davis 49 pass from Vick (Graham kick), :30.  
 FSU Dugans 63 pass from Weinke (Janikowski kick), 13:45.  
 FSU Warrick 59 punt return (Janikowski kick), 11:40.  
 VT Vick 3 run (Graham kick), :37.  
 VT FG Graham 23, 7:54.  
 VT Kendrick 29 run (pass failed), 5:57.  
 VT Kendrick 6 run (pass failed), 2:13.  
 FSU Dugans 14 pass from Weinke (Warrick pass from Weinke), 12:59.  
 FSU FG Janikowski 32, 10:26.  
 FSU Warrick 43 pass from Weinke (Janikowski kick), 7:42.

TEAM STATISTICS

	VT	FSU
First Downs	24	15
Rushing	11	4
Passing	10	10
Return Yards	222	155
Comp.-Att-Int.	15-29-0	20-34-1
Punts	4-88	4-80
Fumbles-Lost	3-3	2-0
Penalties-Yards	6-65	7-59
Time of Possession	36:25	23:35
Attendance		79,280

INDIVIDUAL STATISTICS

RUSHING-VT: Vick 23-97, Kendrick 12-69, Slith 11-68, Davis 1-16, E. Johnson 1-12, Sorensen 1-7, Ferguson 1-5, Hawkins 1-4, Graham 1-0. FSU: Chaney 4-43, Minor 9-35, team 3(-minus 7), Weinke 7(-minus 41).  
 PASSING-VT: Vick 15-29-0-225. FSU: Weinke 20-34-1-329.  
 RECEIVING-VT: Davis 7-108, Hawkins 2-49, Kendrick 2-27, E. Johnson 1-23, Wynn 1-7, Ferguson 1-6, Carter 1-5. FSU: Warrick 6-163, Dugans 5-99, Minnis 2-25, Minor 2-23, Morgan 2-10, Chaney 2-5, Boldin 1-4.



2000 ORANGE BOWL

Jan. 3, 2001 | Miami, FL

Florida State	2
Oklahoma	13

SCORE BY QUARTERS

	1	2	3	4	F
FSU	0	0	0	2	2
OU	3	0	3	7	13

SCORING SUMMARY

OU FG Duncan 27, 7:16.  
 OU FG Duncan 42, 4:24.  
 OU Griffin 10 run (Duncan kick), 7:46.  
 FSU Safety, Ferguson tackled in end zone, :55.

TEAM STATISTICS

	FSU	OU
First downs	14	12
Rushes-yards	17-27	36-56
Passing	274	214
Comp-Att-Int	25-52-2	25-39-1
Return Yards	21	48
Punts-Avg.	10-45	8-41
Fumbles-Lost	3-1	2-1
Penalties-Yards	6-38	7-45
Time of Possession	23:27	36:33
Attendance		76,835

INDIVIDUAL STATISTICS

RUSHING-FSU: Minor 13-20, Weinke 4-7. OU: Griffin 11-40, Heupel 13-23, Works 6-16, Littrell 2-8, Mackey 2-5, team 2(-minus 36).  
 PASSING-FSU: Weinke 25-52-2-274. OU: Heupel 25-39-1-214.  
 RECEIVING-FSU: Bell 7-137, Minor 5-9, Boldin 3-31, Morgan 3-21, Golightly 3-15, Walker 1-25, Gardner 1-16, Sprague 1-14, Franklin 1-6. OU: Griffin 6-23, Mackey 4-23, Works 4-3, Norman 3-49, Woolfolk 3-41, Savage 2-23, T.Smith 2-13, Fagan 1-39.



2001 GATOR BOWL

Jan. 1, 2002 | Jacksonville, FL

Florida State	30
Virginia Tech	17

SCORE BY QUARTERS

	1	2	3	4	F
VT	3	0	14	0	17
FSU	0	10	3	17	30

SCORING SUMMARY

VT FG Warley 36, 10:56.  
 FSU Rix 1 run (Beitia kick), 6:32.  
 FSU FG Beitia 50, 1:26.  
 VT Jones 5 run (Warley kick), 10:02.  
 FSU FG Beitia 47, 1:42.  
 VT A.Davis 55 pass from Noel (Warley kick), :40.  
 FSU Walker 77 pass from Rix (Beitia kick), 14:48.  
 FSU FG Beitia 35, 10:13.  
 FSU Walker 23 pass from Rix (Beitia kick), 2:14.

TEAM STATISTICS

	VT	FSU
First downs	16	19
Rushes-yards	40-43	39-104
Passing	269	326
Comp-Att-Int.	15-29-1	12-25-1
Return Yards	23	19
Punts-Avg.	7-30	4-40
Fumbles-Lost	2-1	1-1
Penalties-Yards	4-32	4-25
Time of Possession	31:09	28:51
Attendance		72,202

INDIVIDUAL STATISTICS

RUSHING-VT: K.Jones 23-55, Ferguson 3-13, Burnell 2-1, Noel 12(-minus 26). FSU: G.Jones 23-120, Maddox 3-6, Gardner 1(-minus 3), Rix 12(-minus 19).  
 PASSING-VT: Noel 15-27-0-269, R.Johnson 0-1-0-0, Randall 0-1-1-0. FSU: Rix 12-25-1-326.  
 RECEIVING-VT: A.Davis 5-158, Ferguson 5-32, Slowikowski 2-36, E. Johnson 2-21, Parham 1-22. FSU: Walker 4-195, Bell 3-43, Thorpe 2-48, Gardner 2-21, Maddox 1-19.



2002 SUGAR BOWL

Jan. 1, 2003 | New Orleans, LA

Florida State	13
Georgia	26

SCORE BY QUARTERS

	1	2	3	4	F
UGA	3	14	6	3	26
FSU	0	7	6	0	13

SCORING SUMMARY

UGA FG Bennett 23, 4:19  
 FSU Boldin 5 pass from Walker (Beitia kick), 13:41  
 UGA Thornton 71 interception return (Bennett kick), 6:24  
 UGA Edwards 37 pass from Shockley (Bennett kick), 3:43  
 UGA FG Bennett 42, 11:06  
 UGA FG Bennett 25, 8:49  
 FSU Thorpe 40 pass from Boldin (run failed), 0:00  
 UGA FG Bennett 35, 10:17

TEAM STATISTICS

	GA	FSU
First Downs	11	18
Rushes-yards	36-151	41-115
Passing	125	147
Comp-Att-Int	10-15-0	13-26-2
Return Yards	113	125
Punts-Avg	4-48.2	5-40.4
Fumbles-Lost	1-1	2-1
Penalties-Yds	6-59	5-37
Time of Possession	26:09	33:51
Attendance		74,269

INDIVIDUAL STATISTICS

RUSHING-UGA: Smith 23-145, Milton 5-13, Shockley 3-2, Wall 1-0, team 2(-minus 2), Greene 2(-minus 7). FSU: Washington 10-48, Boldin 13-34, Maddox 9-32, Dean 1-5, Reid 1-2, Walker 7(-minus 6).  
 PASSING-UGA: Greene 9-14-0-88, Shockley 1-1-0-37. FSU: Boldin 6-14-0-78, Walker 7-12-2-69.  
 RECEIVING-UGA: Edwards 3-60, Gibson 2-12, Johnson 1-34, Brown 1-11, Watson 1-5, Wall 1-3, Smith 1-0. FSU: Maddox 4-24, Boldin 3-34, Sam 2-11, Thorpe 1-40, Morgan 1-18, Hughes 1-14, Gardner 1-6.



46-29

Florida State Defeats Virginia Tech To Win National Title  
 Peter Warrick and Bobby Bowden celebrate the 1999 national championship

2013 PREVIEW  
 2013 SEMINOLES  
 COACHING STAFF  
 2012 SEASON IN REVIEW  
 THIS IS FSU  
 HONORS  
 SEMINOLES IN THE PROS  
 RECORDS  
 FSU ADMINISTRATION



**2003 ORANGE BOWL**

Jan. 4, 2004 | Miami, FL

Florida State	14
Miami	16

**SCORE BY QUARTERS**

	1	2	3	4	F
UM	3	10	3	0	16
FSU	0	14	0	0	14

**SCORING SUMMARY**

UM	FG Peattie 32, 11:32.
FSU	Booker 9 run (Beitia kick), 14:54.
FSU	Henshaw 7 pass from Rix (Beitia kick), 8:41.
UM	Moss 3 run (Peattie kick), 5:34.
UM	FG Peattie 44, 0:00.
UM	FG Peattie 51, 10:19.

**TEAM STATISTICS**

	UM	FSU
First downs	16	10
Total Net Yards	375	206
Rushes-yards	48-218	32-110
Passing	157	96
Punt Returns	3-23	1-6
Kickoff Returns	3-63	4-66
Interceptions Ret.	1(-3)	2-31
Comp-Alt-Int	14-29-2	6-19-1
Sacked-Yards Lost	2-13	1-7
Punts	5-25.2	7-43.6
Fumbles-Lost	2-1	2-1
Penalties-Yards	5-40	10-85
Time of Possession	36:08	23:52
Attendance		76,739

**INDIVIDUAL STATISTICS**

RUSHING-UM: Payton 22-131, D.J. Williams 1-31, Moss 15-31, Berlin 6-12, Parrish 1-7, Geathers 1-6, Hester 1-2, team 1(-minus 2). FSU: Jones 6-38, Booker 8-25, Washington 9-20, Rix 5-13, Coleman 2-9, Davis 1-5, Dean 1-0.  
 PASSING-UM: Berlin 14-29-2-157. FSU: Rix 6-19-1-96.  
 RECEIVING-UM: Winslow 5-48, Geathers 4-41, Moore 3-52, Hill 1-10, Everett 1-6. FSU: Stovall 4-79, Sam 1-10, Henshaw 1-7.



**2004 GATOR BOWL**

Jan. 1, 2005 | Jacksonville, FL

Florida State	30
West Virginia	18

**SCORE BY QUARTERS**

	1	2	3	4	F
FSU	10	3	10	7	30
WVU	12	0	3	3	18

**SCORING SUMMARY**

FSU	L. Washington 69 run (Beitia kick), 14:38.
FSU	FB Beitia 32, 12:51
WVU	Kay-Jay Harris 36 pass from Marshall (kick failed), 9:53.
WVU	Kay-Jay Harris 1 run (kick failed), 1:45.
FSU	Beitia 28 FG, 11:23.
FSU	Beitia 28 FG, 12:13.
WVU	Good 44 FG, 10:26.
FSU	C. Thorpe 14 pass from Rix (Beitia kick), 3:05.
WVU	Good 34 FG, 14:26.
FSU	Coleman 1 run (Beitia kick), 11:12.

**TEAM STATISTICS**

	FSU	WVU
First downs	22	26
Rushes-yards	42-321	47-255
Passing	157	191
Comp-Alt-Int	16-31-2	13-30-2
Return Yards	49	120
Punts-Avg.	4-41.8	2-39.5
Fumbles-Lost	3-1	2-2
Penalties-Yards	17-174	11-121
Time of Possession	32:08	27:52
Attendance		70,112

**INDIVIDUAL STATISTICS**

RUSHING-FSU: Washington 12-195, Booker 20-101, C. Davis 1-8, Coleman 2-2, Rix 5(-minus 1), Lewis 1(-(-2)). WVU: Harris 25-134, Marshall 11-71, Colson 6-20, Jackson 2-6.  
 PASSING-FSU: Rix 16-31-2-157. WVU: Marshall 11-23-1-131, Hales 2-7-1-60.  
 RECEIVING-FSU: Thorpe 5-73, Davis 3-39, Reid 2-15, Robinson 2-3, Coleman 1-9, Henshaw 1-9. WVU: Harris 4-50, Henry 3-61, Jackson 2-9, Bolden 1-49, Hales 1-9, Colson 1-7, Henderson 1-6.



**2005 ORANGE BOWL**

Jan. 3, 2006 | Miami, FL

Penn State	26
Florida State	23 (3 ot)

**SCORE BY QUARTERS**

	1	2	3	4	OT	F
PSU	7	7	0	2	10	26
FSU	0	13	0	3	7	23

**SCORING SUMMARY**


PSU	Scott 2 run (Kelly kick), 4:59
FSU	Reid 87 punt return (Cismesia kick), 4:09
FSU	Booker 50 pass from Weatherford (Cismesia kick failed), 2:49
PSU	Kilmer 25 pass from Robinson (Kelly kick), 0:06
PSU	Safety, 13:36
FSU	FG Cismesia 48, 4:08
PSU	Scott 1 run (Kelly kick)
FSU	Dean 1 run (Cismesia kick)
PSU	FG Kelly 29

**TEAM STATISTICS**

	PSU	FSU
First Downs	23	12
Rushes-Yards	48-138	26-26
Passing	253	258
Comp-Alt-Int	21-39-1	24-43-1
Total Offense (Plays-Yards)	87-391	69-284
Return Yards	70	259
Punts-Avg.	11-44.3	9-39.2
Fumbles-Lost	1-1	1-0
Penalties-Yards	8-43	13-129
Sacks By (No.-Yards)	3-18	3-18
Time of Possession	34:16	25:44
Attendance		77,773

**INDIVIDUAL STATISTICS**

RUSHING-FSU: Washington 6-30, Booker 7-2, Dean 1-1, Coleman 2-1, Smith 1(-minus 1), Weatherford 8(-minus 4). PSU: Scott 26-110, Robinson 17-21, Norwood 1-7, Snow 1-1, Kinlaw 2-0, King 1(-minus 1).  
 PASSING-FSU: Weatherford 24-43-1-258. PSU: Robinson 21-39-1-253.  
 RECEIVING-FSU: Booker 3-69, Reid 4-55, Davis 3-55, Carr 3-25, Washington 6-24, Rouse 1-10, Henshaw 2-9, Root 1-8, Fagg 1-3. PSU: Norwood 6-110, Kilmer 6-79, King 5-27, Smolko 2-21, Butler 1-13, Hunt 1-3.



**2006 EMERALD BOWL\***

Dec. 27, 2006 | San Francisco, CA

Florida State	44
UCLA	27

**SCORE BY QUARTERS**

	1	2	3	4	F
FSU	7	6	10	21	44
UCLA	10	10	7	0	27

**SCORING SUMMARY**

FSU	Booker 25 yd run (Cismesia kick), 0:26
UCLA	Brezzell 78 yd pass from Cowan (Medlock kick), 0:34
UCLA	Medlock 46 yd field goal, 1:55
FSU	Cismesia 39 yd field goal, 3:00
UCLA	Taylor 7 yd pass from Cowan (Medlockkick), 3:40
UCLA	Medlock 19 yd field goal, 3:54
FSU	Cismesia 21 yd field goal, 2:09
FSU	Cismesia 36 yd field goal, 3:31
FSU	Timmons 25 yd blocked punt return (Cismesia kick)
UCLA	Moline 8 yd run (Medlock kick), 3:09
FSU	Carr 30 yd pass from Weatherford (Cismesia kick), 4:20
FSU	Booker 3 yd run (Cismesia kick), 2:18
FSU	Carter 86 yd interception return (Cismesia kick)

**TEAM STATISTICS**

	FSU	UCLA
First Downs	21	17
Rushes-Yards	30-105	35-194
Passing	325	240
Passes Alt-Comp-Int	43-21-1	36-15-2
Total Offense (Plays-Yards)	73-430	71-434
Return Yards	4-41	3-12
Kickoff Returns-Yards	5-101	6-166
Punts (Number-Avg)	6-38.8	6-37.7
Fumbles-Lost	0-0	2-1
Penalties-Yards	5-44	4-34
Possession Time	30:12	29:48
Sacks By: Number-Yards	1-7	1-8

**INDIVIDUAL STATISTICS**

RUSHING: FSU: Booker 22-91; Weatherford 4-14; Davis 1-2; Dunham 2-1; Team 1-minus 3. UCLA: Markey 19-144; Williams 6-31; Moline 1-8; Austin 1-7; Cowan 7-4; Pitre 1-0.  
 PASSING: FSU: Weatherford 21-43-1-325. UCLA: Patrick 15-36-2-240.  
 RECEIVING: FSU: Fagg 6-68; Booker 5-117; Carr 4-88; Davis 3-33; Warren 1-8; Dunham 1-6; Sims 1-5. UCLA: Baumgartner 2-49; Everett 2-47; Taylor 2-32; Paulsen 2-18; Williams 2-15; Markey 2-minus 6; Breazell 1-78; Pitre 1-4; Ketchum 1-3.

\*Vacated victory due to sanctions imposed by NCAA.



**2007 MUSIC CITY BOWL**

Dec. 31, 2007 | Nashville, TN

Kentucky	35
Florida State	28

**SCORE BY QUARTERS**

	1	2	3	4	F
UK	7	7	14	7	35
FSU	7	7	0	14	28

**SCORING SUMMARY**

UK	Tamme 14 yd pass from Woodson (Seiber kick), 10:39
FSU	Weatherford 6 yd run (Cismesia kick), 1:49
UK	Johnson 13 yd pass from Woodson (Seiber kick), 8:28
FSU	Carter 24 yd interception return (Cismesia kick), 3:28
UK	Little 2 yd pass from Woodson (Seiber kick), 6:49
UK	Dixon 4 yd run (Seiber kick), 0:04
FSU	Weatherford 1 yd run (Cismesia kick), 8:02
UK	Johnson 38 yd pass from Woodson (Seiber kick), 5:19
FSU	Carr 7 yd pass from Weatherford (Cismesia kick), 2:14

**TEAM STATISTICS**

	UK	FSU
First Downs	29	22
Rushes-Yards	36-143	33-204
Passing	358	276
Passes Alt-Comp-Int	50-32-1	50-22-2
Total Offense (Plays-Yards)	86-501	83-480
Fumble Returns-Yards	0-0	1-51
Punt Returns-Yards	2-36	1-16
Kickoff Returns-Yards	3-57	3-44
Punts (Number-Avg)	5-39.8	6-41.7
Fumbles-Lost	5-3	1-0
Penalties-Yards	7-45	10-102
Possession Time	30:25	29:35
Sacks By: Number-Yards	1-13	3-27

**INDIVIDUAL STATISTICS**

RUSHING: UK: Rafael Little 28-152; Tony Dixon 4-17; Andre' Woodson 4-minus 26. FSU: Antone Smith 17-156; Drew Weatherford 12-48; Preston Parker 2-1; Sedrick Holloway 1-0; Team 1-minus 1.  
 PASSING: UK: Andre' Woodson 32-50-1-358. FSU: Drew Weatherford 22-48-2-276; Preston Parker 0-1-0-0; Team 0-1-0-0.  
 RECEIVING: UK: Rafael Little 8-50; Steve Johnson 7-124; Keenan Burton 7-56; Dicky Lyons 5-78; Jacob Tamme 3-35; Tony Dixon 1-8; Maurice Grinter 1-7. FSU: Preston Parker 8-105; Greg Carr 6-99; De'Cody Fagg 5-51; Rod Owens 2-10; Antone Smith 1-11.



**2008 CHAMPS SPORTS BOWL**

December 27, 2008 | Orlando, FL

Florida State	42
Wisconsin	13

**SCORE BY QUARTERS**

	1	2	3	4	F
WISC	0	3	3	7	13
FSU	0	14	14	14	42

**SCORING SUMMARY**

FSU	Nicholson, D 75 yd fumble recovery (Gano, G kick)
WISC	Welch, Philip 31 yd field goal
FSU	Carr, G 15 yd pass from Ponder, C (Gano, G kick)
WISC	Welch, Philip 41 yd field goal
FSU	Smith, A 6 yd run (Gano, G kick)
FSU	Jones, C. 14 yd run (Gano, G kick)
FSU	Watson, D 51 yd fumble recovery (Gano, G kick)
FSU	Piurowski, C 10 yd pass from Ponder, C (Gano, G kick)
WISC	Theus, Elijah 20 yd pass from Sherer, Dustin (Welch, Philip kick)

2013 PREVIEW  
 2013 SEMINOLES  
 COACHING STAFF  
 2012 SEASON IN REVIEW  
 THIS IS FSU  
 HONORS  
 SEMINOLES IN THE PROS  
 RECORDS  
 FSU ADMINISTRATION



TEAM STATISTICS

	WISC	FSU
First Downs	16	23
Rushes-Yards	38-201	38-134
Passing	132	276
Passes Att-Comp-Int	16-9-0	37-23-0
Total Offense (Plays-Yards)	54-333	75-410
Fumble Returns-Yards	0-0	2-126
Punt Returns-Yards	1-3	4-29
Kickoff Returns-Yards	4-62	4-71
Interception Returns-Yards	0-0	0-0
Punts (Number-Avg)	6-44.3	5-48.2
Fumbles-Lost	3-3	0-0
Penalties-Yards	2-25	7-85
Possession Time	24:52	35:08
Third-Down Conversions	2 of 10	10 of 17
Fourth-Down Conversions	0 of 0	0 of 1
Red-Zone Scores-Chances	2-3	4-4
Sacks By: Number-Yards	2-13	3-17

INDIVIDUAL STATISTICS

RUSHING: Wisconsin-Hill, P.J. 15-140; Clay, John 11-39; Anderson, Isaac 1-19; Sherer, Dustin 7-9; Pressley, Chris 1-2; Brown, Zach 1-minus 1; TEAM 1-minus 2; Gilreath, David 1-minus 5. Florida State-Jones, C. 4-55; Smith, A 16-39; Ponder, C 9-19; Givens, L. 1-8; Weatherford, D 1-6; Thomas, J. 3-4; Sims, M 2-3; Bradham, N. 1-2; Reed, B 1-minus 2.  
 PASSING: Wisconsin-Sherer, Dustin 9-16-0-132. Florida State-Ponder, C 18-31-0-199; Weatherford, D 5-6-0-77.  
 RECEIVING: Wisconsin-Graham, Garrett 3-62; Toon, Nick 2-27; Anderson, Isaac 2-18; Theus, Elijah 1-20; Gilreath, David 1-5. Florida State-Carr, G 8-78; Reed, B 5-24; Wade, C 2-41; Givens, L. 2-33; Piurowski, C 2-32; Surrency, C. 1-25; Fortson, J. 1-20; Smith, A 1-18; Easterling, T 1-5.



2009 GATOR BOWL

Jan. 1, 2010 | Jacksonville, FL

West Virginia	21
Florida State	33

SCORE BY QUARTERS

	1	2	3	4	F
WVU	14	0	0	7	21
FSU	3	10	10	10	33

SCORING SUMMARY

WVU	Jarrett Brown 32 yd run (Tyler Bitancourt kick)
FSU	Dustin Hopkins 26 yd field goal
WVU	Noel Divine 1 yd run (Tyler Bitancourt kick)
FSU	Jermaine Thomas 12 yd run (Dustin Hopkins kick)
FSU	Dustin Hopkins 42 yd field goal
FSU	Dustin Hopkins 22 yd field goal
FSU	Jermaine Thomas 19 yd run (Dustin Hopkins kick)
WVU	Ryan Clarke 5 yd run (Tyler Bitancourt kick)
FSU	EJ Manuel 2 yd run (Dustin Hopkins kick)
FSU	Dustin Hopkins 37 yd field goal. 02:02

TEAM STATISTICS

	WVU	FSU
First Downs	8	24
Rushes-Yards	37-221	46-226
Passing	107	189
Comp-Att-Int	9-19-1	17-24-0
Total Offense (Plays-Yards)	56-328	70-415
Fumble Returns-Yards	0-0	0-0
Punt Returns-Yards	0-0	2-37
Kickoff Returns-Yards	7-146	4-101
Interception Returns-Yards	0-0	1-0
Punts-Avg.	0-0	2-37
Fumbles-Lost	0-0	0-0
Penalties-Yards	3-29	7-69
Sacks By (No.-Yards)	0-0	5-42
Time of Possession	22:53	37:07
Third-Down Conversions	4 of 11	7 of 14
Fourth-Down Conversions	1 of 2	0 of 0
Red-Zone Scores-Chances	2-3	6-7

INDIVIDUAL STATISTICS

RUSHING - WVU: Divine 16-168, Brown 6-43, Clarke 3-12, Sanders 1-7. FSU: Thomas 25-121, Manuel 14-70, Thompson 2-20, Reed 3-9, Givens 1-4, Pryor 1-2.  
 PASSING: WVU: Smith 8-15-0, Brown 1-4-1. FSU: Manuel 17-24-0  
 RECEIVING - Starks 3-30, Divine 2-28, Sanders 2-14, Austin 1-19, Arnett 1-16. FSU: Fortson 4-73, Owens 3-37, Easterling 3-33, Pryor 2-22, Reed, 2-0, Thomas 1-9, Thompson 1-9, Reliford 1-6.



2010 CHICK-FIL-A BOWL

Dec. 31, 2010 | Atlanta, GA

South Carolina	17
Florida State	26

SCORE BY QUARTERS

	1	2	3	4	F
SC	0	3	7	7	17
FSU	6	7	6	7	26

SCORING SUMMARY

FSU	Dustin Hopkins 29 yd field goal
FSU	Dustin Hopkins 48 yd field goal
FSU	Chris Thompson 27 yd run (Dustin Hopkins kick)
SC	Spencer Lanning 40 yd field goal
FSU	Dustin Hopkins 35 yd field goal
SC	Garcia 3 yd pass from Ace Sanders (Lanning kick)
FSU	Dustin Hopkins 45 yd field goal, 4-3 1:30
SC	Brian Maddox 7 yd run (Spencer Lanning kick)
FSU	Easterling 7 yd pass from EJ Manuel (Dustin Hopkins kick)

TEAM STATISTICS

	SC	FSU
First Downs	22	18
Rushes-Yards	32-139	45-218
Passing	275	90
Comp-Att-Int	21-36-3	12-21-1
Total Offense (Plays-Yards)	68-414	66-308
Return Yards	41	99
Punts-Avg.	2-43.5	3-51.0
Fumbles-Lost	2-2	3-0
Penalties-Yards	5-58	6-50
Sacks By (No.-Yards)	2-9	2-11
Time of Possession	26:32	33:28
Attendance		72217

INDIVIDUAL STATISTICS

RUSHING - FSU: Chris Thompson 25-147; EJ Manuel 7-46; Lonnie Pryor 2-10; Ty Jones 4-7; Jermaine Thomas 1-6; Christian Ponder 5-3; TEAM 1-minus 1. SC: Kenny Miles 10-70; Brian Maddox 12-53; Stephen Garcia 8-14; Stephon Gilmore 1-3; M. Lattimore 1-minus 1.  
 PASSING - FSU: EJ Manuel 11-15-0-84; Christian Ponder 1-5-0-6; Bert Reed 0-1-1-0. SC: Stephen Garcia 19-34-3-243; Ace Sanders 1-1-0-3; Stephon Gilmore 1-1-0-29.  
 RECEIVING - FSU: Bert Reed 2-25; Chris Thompson 2-17; Willie Haulstead 2-14; Taiwan Easterling 2-10; Lonnie Pryor 2-7; Rodney Smith 1-12; Ja'Baris Little 1-5. SC: Alshon Jeffery 9-130; M. Lattimore 3-48; Tori Gurley 2-49; Brian Maddox 2-16; D.L. Moore 2-4; Ace Sanders 1-16; Jason Barnes 1-9; Stephen Garcia 1-3.



2011 CHAMPS SPORTS BOWL

Dec. 29, 2011 | Orlando, FL

Florida State	18
Notre Dame	14

SCORE BY QUARTERS

	1	2	3	4	F
FSU	0	0	3	15	18
ND	7	0	7	0	14

SCORING SUMMARY


ND	Zeke Motta 29 yd fumble recovery (David Ruffer kick)
ND	Michael Floyd 5 yd pass from Rees (David Ruffer kick)
FSU	Dustin Hopkins 42 yd field goal
FSU	Bert Reed 18 yd pass from EJ Manuel (pass failed)
FSU	Rashad Greene 15 yd pass from EJ Manuel (rush failed)
FSU	Dustin Hopkins 29 yd field goal

TEAM STATISTICS

	FSU	ND
First Downs	13	19
Rushes-Yards	29-41	35-93
Passing	249	187
Comp-Att-Int	31-20-0	35-19-3
Total Offense (Plays-Yards)	60-290	70-280
Fumble Returns-Yards	0-0	1-29
Punt Returns-Yards	2-18	3-45
Kickoff Returns-Yards	2-101	5-94
Interception Returns-Yards	3-39	0-0
Punts (Number-Avg.)	8-47.2	7-40.7
Fumbles-Lost	1-1	1-0
Penalties-Yards	5-44	5-39
Possession Time	29:51	30:09
Third-Down Conversions	3 of 14	7 of 15
Fourth-Down Conversions	0 of 1	0 of 0
Red-Zone Scores-Chances	4-4	1-3
Sacks By (No.-Yards)	4-28	5-44
Attendance		68305

INDIVIDUAL STATISTICS

RUSHING: Florida State-Devonta Freeman 13-48; James Wilder Jr. 4-10; Chad Abram 1-3; EJ Manuel 11-minus 20. Notre Dame-WOOD, Cierre. 18-60; RIDDICK, Theo 8-36; HENDRIX, Andrew 4-26; TEAM 1-minus 1; REES, Tommy 4-minus 28.  
 PASSING: Florida State-Florida State-EJ Manuel 20-31-0-249. Notre Dame-REES, Tommy 16-27-2-163; HENDRIX 3-8-1-24.  
 RECEIVING: Florida State-Rashad Greene 5-99; Kenny Shaw 4-64; Rodney Smith 4-34; James Wilder Jr. 2-14; Devonta Freeman 2-12; Bert Reed 1-18; Lonnie Pryor 1-5; Christian Green 1-3. Notre Dame-EIFERT, Tyler 6-90; FLOYD, Michael 5-41; TOMA, Robby 4-34; RIDDICK, Theo 2-7; WOOD, Cierre 1-8; JONES, TJ 1-7.



2012 ORANGE BOWL

Jan. 1, 2013 | Miami, FL

Florida State	31
Northern Illinois	10

SCORE BY QUARTERS

	1	2	3	4	F
FSU	7	7	3	14	31
NIU	3	0	7	0	10

SCORING SUMMARY

FSU	Lonnie Pryor 60 yd run (Dustin Hopkins kick)
NIU	Matthew Sims 25 yd field goal
FSU	Rashad Greene 6 yd pass from EJ Manuel (Dustin Hopkins kick)
FSU	Dustin Hopkins 25 yd field goal
NIU	Martel Moore 11 yd pass from Jordan Lynch (Matthew Sims kick)
FSU	EJ Manuel 9 yd run (Dustin Hopkins kick)
FSU	Lonnie Pryor 37 yd run (Dustin Hopkins kick)

TEAM STATISTICS

	NIU	FSU
First Downs	17	23
Rushes-Yards	32-83	37-243
Passing	176	291
Comp-Att-Int	15-41-1	38-26-0
Total Offense (Plays-Yards)	73-259	75-534
Fumble Returns-Yards	1-5	0-0
Punt Returns-Yards	1-6	0-0
Kickoff Returns-Yards	4-73	0-0
Interception Returns-Yards	0-0	1-20
Punts (Number-Avg.)	7-42.1	5-36.8
Fumbles-Lost	1-1	1-1
Penalties-Yards	5-40	8-96
Possession Time	25:52	34:08
Third-Down Conversions	5 of 18	3 of 14
Fourth-Down Conversions	2 of 4	2 of 2
Red-Zone Scores-Chances	2-2	3-3
Sacks By (No.-Yards)	0-0	3-16
Attendance		68305

INDIVIDUAL STATISTICS

RUSHING: Florida State-Lonnie Pryor 5-134; James Wilder, Jr. 11-52; Devonta Freeman 14-30; EJ Manuel 6-26; Greg Dent 1-1. NIU-LYNCH, Jordan 23-44; MAXWELL, Desroy 1-35; DANIELS, Akeem 3-15; LEWIS, Tommylee 2-9; WELLS, Jamison 1-1; TEAM 1-minus 1; BROWN, DaRon 1-minus 20.  
 PASSING: Florida State-EJ Manuel 26-38-0-291. NIU-LYNCH, Jordan 15-41-1-176.  
 RECEIVING: Florida State-Kenny Shaw 6-61; Rashad Greene 5-45; Devonta Freeman 3-43; Greg Dent 3-42; Rodney Smith 3-41; Lonnie Pryor 3-17; Nick O'Leary 2-29; Kelvin Benjamin 1-13. NIU-LEWIS, Tommylee 5-61; MOORE, Martel 4-29; ASHFORD, Perez 4-19; DANIELS, Akeem 2-67.



31-10

Florida State Wins Orange Bowl  
 Jimbo Fisher celebrates his third straight bowl victory after the Seminoles' win over Northern Illinois



FSU

# ADMINISTRATION







**Dr. Eric J. Barron**



**Dr. Eric J. Barron**  
**University President**

Dr. Eric J. Barron became the 14th president of The Florida State University on February 1, 2010.

In the past three years, he has led his alma mater to new heights as a dynamic, elite research institution with a central focus on being one of the most student-centered universities in the country.

While directing Florida State's rise to a U.S. News & World Report ranking as the most efficiently operated university in the nation, he worked with Florida policymakers to have FSU named one of two pre-eminent universities in the state. His goal now is to use this new designation and accompanying funding to move the school into the Top 25 quality rankings.

He has spearheaded efforts to serve students, such as the construction of a new Honors, Scholars and Fellows House and establishment of a new Veterans Center and numerous initiatives to assist student-veterans as they transition to academic life.

He currently is overseeing the largest capital campaign in the university's history, leveraging existing strengths to develop innovative, interdisciplinary programs that will attract support, such as using the outstanding College of Business to create an entrepreneurial university across the entire campus.

A highly visible scientist, Dr. Barron is a 1973 FSU alumnus with a bachelor's degree in geology. He holds master's and doctoral degrees from the University of Miami.

Prior to assuming the Florida State presidency, he served as director of the National Center for Atmospheric Research in Boulder, Colo. From 2006 to 2008, he was dean of the Jackson School of Geosciences at the University of Texas at Austin. At Pennsylvania State University, he was professor of geosciences, director of the Earth System Science Center, director of the EMS Environmental Institute and dean of the College of Earth and Mineral Sciences.

Dr. Barron is a Fellow in the American Association for the Advancement of Science, the American Geophysical Union, the American Meteorological Society and the Geological Society of America. He has received many national awards as a scholar, researcher and distinguished lecturer, has published extensively and has been editor or a member of the editorial boards of a dozen academic journals. He has testified before Congress and chaired numerous committees in service to the federal government.

A native of Lafayette, Ind., Barron and his wife, Molly, have two grown children and one grandchild.

**2013-14 FLORIDA STATE BOARD OF TRUSTEES**



*Allan Bense, Chair*



*Edward E. "Ed" Burr*



*Kathryn Ballard*



*Joseph L. Camps*



*Emily Fleming Duda*



*Joseph Gruters*



*Wm. Andrew Haggard*



*Mark Hillis*



*Leslie Pantin*



*Gary Tyson*



*Margaret A. "Peggy" Rolando*



*Brent W. Sembler*



*Rosalia "Rosie" Contreras*

2013 PREVIEW  
2013 SEMINOLES  
COACHING STAFF  
2012 SEASON IN REVIEW  
THIS IS FSU  
HONORS  
SEMINOLES IN THE PROS  
RECORDS  
FSU ADMINISTRATION



## Vanessa Fuchs Interim Athletics Director

Florida State President Dr. Eric J. Barron named Vanessa Fuchs the school's interim Athletics Director on June 5, 2013. Fuchs becomes the first female to lead the Seminoles' Athletic Department. The former Seminole basketball player was one of just seven females leading an athletics department among the 124 schools that participated at the FBS level in 2012.

Fuchs was promoted to the role of Senior Associate Athletic Director/Senior Woman Administrator in May of 2012 after serving as the department's associate athletic director for compliance since 2010. She has direct oversight of women's basketball, indoor volleyball and sand volleyball as well as FSU's compliance and student services departments. In addition, Fuchs currently serves as the Deputy Title IX Coordinator for athletics, is a member of the university's Diversity and Inclusion Council Communication Subcommittee and serves on the Atlantic Coast Conference (ACC) Women's Basketball and Women's Soccer Committees.

Since joining the athletics staff in 2010, Fuchs has focused her time on building a comprehensive rules education program, implementing a department-wide recruiting and compliance software system and establishing new team structure for the compliance office. All of which assisted the department in a successfully fulfilling its NCAA probationary period which concluded in March 2013.

Prior to arriving at Florida State, Fuchs committed seven years to the National Collegiate Athletic Association (NCAA) in Indianapolis, Indiana. In 2007, her extensive knowledge of NCAA legislation, interpretations and the NCAA's governance process earned her a promotion to Associate Director of Academic and Membership Affairs (AMA).

Fuchs remained rooted in AMA throughout her tenure with the NCAA. Fuchs was primarily responsible for supervising the functions of the Legislative Relief Waiver team and contributed heavily to issuing interpretations, serving as a staff liaison to NCAA governance committees and leading project teams for the association.

Before embarking on her career with the NCAA, Fuchs got her start working for the Atlantic Coast Conference as a Championships Intern in 2001. The Pompano Beach, Fla., native was a four-year letter winner for the Seminoles' women's basketball team from 1997-2001. She was the team co-captain in her senior year. Fuchs finished her career as a three-time ACC Honor Roll selection.

Fuchs graduated Magna Cum Laude with a bachelor's degree in communications at Florida State University and earned her master's degree from the University of North Carolina in sport administration. Her father, Don, was a pole-vaulter at Florida State and her brother Joseph is also an FSU alumnus.



## Dr. Pamela L. Perrewé Faculty Athletics Representative

Pamela L. Perrewé (Ph.D.) is in her third year as the Faculty Athletics Representative to the NCAA and the Atlantic Coast Conference.

Perrewé is the Haywood and Betty Taylor Eminent Scholar of Business Administration and Distinguished Research Professor at Florida State University. She received her Bachelor degree in Psychology from Purdue University and her Master and Ph.D. degrees in Management from the University of Nebraska. Dr. Perrewé has focused her research interests in the areas of job stress, burnout, coping, mentoring, organizational politics, emotion and personality. Dr. Perrewé has published several books, over 30 book chapters and over 100 articles in journals such as Academy of Management Journal, Journal of Management, Journal of Applied Psychology and Organizational Behavior and Human Decision Processes. She holds Fellow status in the Society for Industrial and Organizational Psychology and the American Psychological Association.

Dr. Perrewé has maintained a commitment to her profession as well as to Florida State University for over 25 years, and she has won teaching, mentoring and research awards at Florida State University. She has taught at the undergraduate, MBA, and Ph.D. levels. Further, she has served as the Management Department Chair as well as the Associate Dean for Graduate Programs in the College of Business. She has a passion for sports, enjoys playing tennis, and has served on the Athletic Board since 2004. She is married to Dr. Gerald R. Ferris and together they have six children; Erin, Jennifer, Emily, Ellie, Stephen and Matthew and one granddaughter, Lily.







## Monk Bonasorte

### Senior Associate Athletics Director Football/Men's Basketball Oversight

Monk Bonasorte is in his sixth year as Senior Associate Athletic Director at Florida State and among his responsibilities is oversight of internal operations within the athletic department and oversight of Florida State's football, men's basketball and soccer programs.

Currently, Bonasorte is responsible for administrative oversight of the following departments: Media Relations, Equipment, Communications, Marketing, Digital Media, Ticket Operations, Student Services, Athletic Training, Coaches Video and Strength & Conditioning.

A member of Florida State's All-Time football team as named by Athlon Magazine, Bonasorte earned four varsity letters (1977-80), played in the 1977 Tangerine Bowl and two Orange Bowls (1980 and 1981) and was inducted into the FSU Athletics Hall of Fame in 1995 as one of the top defensive backs in school history. He ranks second in school history with 15 interceptions while his eight interceptions in 1979 ranks as the second highest single season total in school history. He has been a member of the Seminole Radio Network's pregame football broadcasts since 1995.

Bonasorte joined the Florida State athletics department executive staff in 2008 after a 13-year career as the president and executive director of the Florida State University Varsity Club - the organization that gives back to every Seminole letter winner and allows them to give back to the current letter winners. He helped build the FSU Varsity Club into one of the top organizations of its kind across the nation.

As a player, Bonasorte earned All-America Third Team honors in 1979 by the Associated Press and All-America Second Team honors from Football News in 1980 starring on one of the toughest defensive units in Florida State history in 1979. He led the nation in interceptions for the majority of the 1979 season and finished with eight to rank fourth nationally and set a Seminole record for interceptions in a season. The Seminoles ranked sixth nationally and fifth nationally during his junior and senior seasons respectively.

Bonasorte spent seven years working with the Elmont Sports Group - a leader in the building and marketing of professional sports teams. He served as the marketing director for two seasons for the Tallahassee Scorpions of soccer's Indoor Professional League. He served as the director of marketing for the East Coast Hockey League Tallahassee Tiger Sharks (1997-99) and served as the Vice-present and General Manager for the Tallahassee Thunder of the Arena2 Football League (1999-2003).

Bonasorte and his wife, Beverly, have two sons, T.J. and Rocky.



## Dr. Greg Beaumont

### Associate Dean of Undergraduate Studies/Senior Associate Athletics Director for Student-Athlete Academic Services

Dr. Greg Beaumont, Associate Dean of Undergraduate Studies, was appointed Associate Dean of Undergraduate Studies and Senior Associate Athletics

Director for Florida State University's Student-Athlete Academic Services in 2013.

In his new position, Beaumont leads a team of academic advisers and learning specialists who provide quality academic support programs and counseling for more than 500 student-athletes. He remains part of the leadership team in Undergraduate Studies while also joining the senior administration in the Department of Athletics. The position Beaumont accepted within the athletics department was recently elevated to a more senior level with expanded leadership and strategic responsibilities dedicated to the academic support of student-athletes. The unit is housed in the Moore Athletic Center.

Dr. Beaumont earned his B.S. in Finance from the University of Florida, and earned his M.A. and Ph.D. in English from Florida State University. In addition to being an associate dean of Undergraduate Studies and a senior associate athletics director, he has also served as an adjunct instructor in English, having taught courses covering the Short Story, Women in Literature, British Literature, Contemporary Literature and Freshman Composition. He was also an instructor in the First Year Experience Program and for the Freshman Interest Group Program. He serves as an advisor for Garnet and Gold Scholars, is a member of ODK and Golden Key, is president of the national W.E.B. DuBois Honor Society and is President of the FSU chapter of Phi Kappa Phi Honor Society.

Beaumont has won the Fred Standley award for excellence in teaching from FSU's English Department as well as having received the Phi Eta Sigma Award for Excellence in Teaching. A Vietnam veteran, he supports the campus veterans' programs.

Long time residents of Tallahassee, Dr. Beaumont is married to his high school sweetheart, Sharon Ann. They have two children, Sarah and Matt, and five grandchildren.



**What is NCAA Compliance?**

Florida State University is committed and obligated to the principle of institutional control in operating its athletics program in a manner that is consistent with the letter and the spirit of the NCAA, ACC and university rules and regulations. The maintaining of institutional control is imperative to the continued growth and success of Seminole Athletics. Proper rules compliance is the concern of everyone associated with Florida State University, and everyone plays a role. Keeping our student-athletes, administrators, coaching staffs and alumni/boosters abreast of NCAA and ACC rules is the key to ensuring proper rules compliance.

The FSU Compliance Team coordinates, monitors and verifies compliance with all NCAA requirements and educates the various constituencies of the University and the community regarding NCAA/ACC regulations. Our office is dedicated to providing educational programs and interpretive support to ensure that all individuals involved with the athletics program understand and adhere to the University's compliance expectations. It is the goal of the compliance program to place the University in a proactive position by educating, overseeing and monitoring the intercollegiate athletics program and maintaining a positive compliance environment. Some of the areas that the office is responsible for are Amateurism, Coaching Limits, Eligibility, Recruiting, Financial Aid, Awards and Benefits and Playing and Practice Seasons.

The Compliance Office is located on the Fourth Floor of the Moore Athletic Center and is staffed by the Associate Athletic Director for Compliance, two Assistant Athletic Directors, two Directors of Compliance and a Director of Initial Eligibility, Admissions and Student Services. We welcome any questions or concerns that you may have regarding the NCAA or ACC regulations in relation to FSU student-athletes or athletics programs.

**Contact the Compliance Team**

Phone 850/644-4272  
 Email [ath-compliance@admin.fsu.edu](mailto:ath-compliance@admin.fsu.edu)  
 Twitter @FSUcompliance  
 Facebook "FSU Compliance"

**Please Remember to ASK Before you ACT!**

Florida State University wants to continue our winning ways, but it is important to win the right way – and that means adhering to the NCAA rules. Therefore, we encourage you to contact the Compliance Team should you have any questions about or knowledge of a potential rules violation. Providing information about any potential violations is the best way to protect FSU, current student-athletes and prospects.

We greatly appreciate your continued support and assistance in our compliance efforts.



**COMPLIANCE STAFF**



**Jim Curry**  
 Associate Athletics  
 Director for Compliance



**Alex Dominato**  
 Assistant Athletics  
 Director for Compliance



**Tasha Fisher**  
 Assistant Athletics  
 Director for Compliance



**Derrick Coles**  
 Director of Compliance



**Casey East**  
 Director of Initial  
 Eligibility, Admissions  
 and Student Services



**Ralph Shick**  
 Director of Compliance



**Mission Statement**

The mission of Student-Athlete Academic Services (SAAS) at Florida State University is to help student-athletes strive for excellence in all aspects of life. This is accomplished by creating an environment that supports academic, athletic and personal achievement, utilizing highly qualified and dedicated support staff and administrative personnel. A combined effort helps individuals become better students, athletes, and citizens, and prepares student-athletes to make transitions to the next level of participation academically and athletically.

More specifically, the drive towards excellence focuses on the advancement of learning, developing leadership skills, and fostering the personal growth of the student athlete, while offering a high quality athletics program. SAAS personnel provide programs that develop meaningful standards of scholarship, leadership, integrity and self-responsibility. This focus extends to all phases of academic and professional development, culminating with graduation and job placement or graduate school.



**Dr. Greg Beaumont**  
Senior Associate AD/Director  
of Student-Athlete Academic  
Services



**Dr. Kacy King**  
Assistant AD of SAAS/  
Director of Educational  
Services



**Brad Horton**  
Assistant AD of SAAS/  
Director of Football  
Advising



**Cathy Badger**  
Coordinator of Advising



**Ashton Henderson**  
Academic Advisor



**Luke Fieser**  
Academic Advisor



**Charlie Hogan**  
Academic Advisor



**Academic Advising**

The advisors in SAAS serve as a portion of the advising unit for all student-athletes. The staff advises students through the Liberal Studies curriculum, degree prerequisites and major requirements. Advisors work with the students in a number of areas related to the academic experience at Florida State University, with a primary emphasis in advising and monitoring progress toward the selected degree program, taking into consideration all variables which would enhance or impede each student toward the goal of graduation. By partnering with on-campus major advisors, the SAAS staff provides comprehensive assistance in all areas of university advising.

**Support Services**

In addition to academic advisors, student-athletes have the opportunity to work with staff learning specialists. The SAAS learning specialists provide proactive, sustained, individualized support enhancing student success and developing independent learners. Additional responsibilities include academic needs assessments as well as referrals for further testing.

**Tutoring Program**

The Athletic Department at Florida State University provides our student athlete with one of the finest and most comprehensive tutorial programs in the nation. The tutorial program is a key support service available to all student-athletes.

SAAS hires approximately 90 tutors a year, from a variety of academic departments, who provide individualized assistance with course comprehension and study skills. The tutoring program provides student-athletes the opportunity to meet individually with tutors, develop refined study habits, learn various ways of approaching and understanding material, and effective test preparation methods.

The "Objective Tutoring Plus" program gives student-athletes additional assistance outside of their normally scheduled tutoring sessions. These sessions, which are scheduled through the student-athlete, advisor, and tutor further engage the student-athlete in the academic process by establishing learning objectives and completing them within in the duration of the appointment.



**Seminole Athletics Touts...**

- In the Spring 2013 semester, **246 Seminole student-athletes achieved a 3.0 grade point average or better.** In all, eight of 20 FSU athletic teams posted a 3.0 semester GPA or better.
- A total of **21 student-athletes posted a perfect 4.0 GPA** with 21 earning President's List Honors. 92 student-athletes earned Dean's List honors with a 3.5 GPA or better.
- The Athletic Department posted a cumulative GPA of 2.899 and a 2.89 semester GPA.

2013 PREVIEW  
SEMINOLES  
COACHING STAFF  
2012 SEASON IN REVIEW  
THIS IS FSU  
HONORS  
SEMINOLES IN THE PROS  
RECORDS  
FSU ADMINISTRATION



### Matt Schmauch Academic Commitment Award

The Matt Schmauch Academic Commitment Award was established in honor and memory of former Academic Support Assistant Director Matt Schmauch, who passed away in June of 2003, and is given annually to a deserving football student athlete. The award does not necessarily go to the football player with the highest GPA. Rather, it goes to the player who is dedicated to getting a degree, is accountable and responsible in the classroom and works everyday to be a better student.

2004	Eric Moore, Defensive End
2005	Willie Jones, Defensive End
2006	Darrell Burston, Defensive End
2007	Jacky Claude, Offensive Lineman
2008	Antone Smith, Running Back
2009	Kendrick Stewart, Defensive Tackle
2010	Rodney Hudson, Offensive Lineman
2011	Andrew Datko, Offensive Lineman
2012	Josh Gehres, Wide Receiver
2013	Bryan Stork, Offensive Lineman



### FSU's ACC All-Academic Football Team Selections

<b>1992</b> C Robbie Baker OLB Derrick Brooks OLB Reggie Freeman QB Charlie Ward	<b>1997</b> WR E.G. Green C Kevin Long DE Andre Wadsworth DT Jerry Johnson MLB Daryl Bush S Dexter Jackson	<b>2002</b> LB Michael Boulware DE Kevin Emanuel WR Robert Morgan OT Brett Williams	<b>2007</b> RV Myron Rolle LB Derek Nicholson
<b>1993</b> CB Clifton Abraham ILB Ken Alexander OLB Derrick Brooks FS Richard Coes QB Charlie Ward	<b>1998</b> P Keith Cottrell DB Chris Hope OL Jason Whitaker QB Chris Weinke	<b>2003</b> LB Allen Augustin LB Michael Boulware C David Castillo RB Greg Jones CB Bryant McFadden OL Matt Meinrod	<b>2008</b> OG Andrew Datko QB Christian Ponder S Myron Rolle DT Kendrick Stewart
<b>1994</b> LB Daryl Bush LB Derrick Brooks DB Steve Gilmer	<b>1999</b> FS Chris Hope TE Ryan Sprague QB Chris Weinke	<b>2004</b> C David Castillo P Chris Hall QB Wyatt Sexton DE Kameron Wimbley	<b>2009</b> PK Dustin Hopkins QB EJ Manuel QB Christian Ponder
<b>1995</b> OL Lewis Tyre LB Daryl Bush LB Todd Rebol	<b>2000</b> OG Justin Amman FS Chris Hope TE Ryan Sprague QB Chris Weinke	<b>2005</b> C David Castillo RB Antone Smith QB Drew Weatherford	<b>2010</b> PK Dustin Hopkins QB EJ Manuel QB Christian Ponder OL Zebrie Sanders
<b>1996</b> OL Justin Amman LB Daryl Bush RB Warrick Dunn C Kevin Long LB Kwaesi Palmer DB Jason Poppell	<b>2001</b> LB Marcello Church FS Chris Hope	<b>2006</b> K/P Graham Gano S Myron Rolle RB Antone Smith QB Drew Weatherford	<b>2011</b> WR Rashad Greene PK Dustin Hopkins OL Zebrie Sanders
			<b>2012</b> PK Dustin Hopkins

Tutorial assistance is a free service available to all student athletes in any of their academic coursework and may be obtained by filling out a tutorial request form through GradesFirst website or through discussing their needs with their advisor.

### Mentoring Program

The SAAS Mentor Program is designed to assist incoming freshmen, transfers and other select student-athletes with their transition to Florida State University. This developmentally-oriented program creates relationships between the mentors and mentees that foster a well-rounded learning experience in both academics and other aspects of student-athletes' lives.

In these one-on-one meetings, student-athletes work with their assigned mentor in the areas of communicating with professors, note taking, study strategies, university policies, time management and accountability. The overall goal of the Mentor Program is for the student-athlete to move forward from this process so that they are able to proceed throughout the rest of their collegiate career with the appropriate tools to be successful.

### Computer Lab

The Student Athlete Academic Services computer lab is located in the Moore Athletic Center on the second floor outside of the SAAS office. There are numerous PC compatible computers and several printers available for use by the student-athletes. The computer lab is available to student-athletes with a current FSU ID card. The entire Athletic Academic Support Services area is also equipped with wireless internet and can easily be accessed using the standard FSU issued logon.

### Bridge Program

Student-Athlete Academic Services, in conjunction with Athletic Student Services and numerous other university units, offer incoming student-athletes a "Summer Bridge Program" to aid in the transition from high school to college. The program is an intensive week-long orientation that incorporates the standard FSU orientation with the athletics department orientation with additional programming throughout the six-week summer session. Seminars, designed to acclimate the students to the University community, are conducted weekly. Seminar topics include media training, health and nutrition, academic mapping requirements, the Academic Honor Policy and the Student Code of Conduct, as well as communicating with faculty and faculty expectations.



### Academic Honors and Awards Programs

Student-Athlete Academic Services is committed to recognizing the academic success of all student-athletes. The annual Golden Torch Gala is an academic awards banquet held each fall and is the highlight of the year. At this event, the ACC Honor Roll student-athletes, and individuals with the highest GPA on their respective teams are recognized, as well as the men's and women's teams with the highest combined GPA.

Student-athletes are notified of potential honors, awards and other recognitions and are encouraged to apply. A combination of a strong grade point average, athletic accomplishments, community service activities and leadership experiences make for a student-athlete capable of obtaining unlimited academic honors, awards and postgraduate opportunities. Florida State student-athletes have achieved great satisfaction in obtaining recognition for academic achievements. Over the past two decades, more than \$470,000 in Postgraduate Scholarship monies has been granted to FSU student-athletes as well as numerous other academic honors.



**Merce Poindexter**  
Academic Advisor



**Deana Ruggeri**  
Academic Advisor/  
Learning Specialist/  
Mentor Coordinator



**Jordan Walters**  
Tutorial Coordinator



**Adrienne Allen**  
Office Manager





**About Student Services**

The Office of Student Services strives to establish a commitment to the total growth and development of each student-athlete. Through the N.O.L.E.S. program (New Opportunities for Leadership, Education & Service), an administrative commitment to academics and athletic excellence, as well as to personal development, these efforts are supported with programs and services in personal, career, and leadership development.

**Personal Development**

Fostering the development of personal growth is a fundamental component of the N.O.L.E.S. program. This support program ensures that the student-athletes will be provided with opportunities to focus on personal growth areas such as values clarification, goal setting, fiscal planning, decision-making and personal responsibility. Programming focuses on helping the student-athletes develop a healthy lifestyle while they are at Florida State University and habits that will benefit them throughout their lives.

**Career Development**

Preparing for life after college is a major focus of the N.O.L.E.S. program. The program is designed to work in cooperation with Florida State's Career Center to acquaint students with the job search process, provide networking opportunities and ultimately assist with job placement. The program places a priority on the development of the total person, with the goal of developing individuals who will have rewarding and productive lifestyles after they leave Florida State University.

**Community Service**

Serving the community is the focus of the Seminole Spirit program. Student-athletes are challenged to give service to our community and individuals who are in need. With a clearly defined program of service, student-athletes are given the opportunity to develop a lifelong commitment to volunteerism. Over the years, our commitment to community service has grown leaps and bounds. The Florida State University Department of Athletics has been recognized by the National Consortium for Academics and Sports for having one of the most successful outreach and community service programs in the nation, impacting the lives of hundreds of thousands of children annually. During the 2012-13 academic year, Florida State's student-athletes performed over 6,900 hours of community service for the second year in a row.

**Leadership Development**

The Florida State University Department of Athletics is committed to developing programs of excellence that foster leadership development. Currently, the Office of Student Services offers three leadership programs to our student-athletes. The Student-Athlete Advisory Council (SAAC) has been in place at Florida State for over 15 years and is a fantastic group of motivated student-athletes. The SAAC is made up of FSU student-athletes representing every sports team and the spirit groups. Regularly scheduled meetings occur bi-weekly which gives the members an opportunity to discuss issues confronting student-athletes, here at Florida State, as well as in the Atlantic Coast Conference (ACC) and across the nation. The SAAC at Florida State has many responsibilities: they take the lead on a variety of events, starting with New Student-Athlete Orientation, Peers Helping Athletes Transition (P.H.A.T.) Tuesdays, the Welcome Back Picnic and the Golden Nole Awards

**2013-14 Student-Athlete Advisory Council**

Taylor Rone	Cheer
Abby Senterfitt	Cheer
Jamie Corcoran	Golden Girls
Ashley Wilkinson	Golden Girls
Josh Delph	Baseball
Brandon Johnson	Baseball
Kiel Turpin	Men's Basketball
Daniel Millay	Men's Cross Country
Cameron Erving	Football
Daniel Berger	Men's Golf
Joaquin Lolos	Men's Golf
Tyler Fozkos	Men's Swimming & Diving
Cole Hensley	Men's Swimming & Diving
Dustin Miller	Men's Swimming & Diving
Dominic Colrone	Men's Tennis
Joao Gauer	Men's Tennis
Ben Locke	Men's Tennis
Stefan Brits	Men's Track & Field
Matt Boone	Men's Track & Field
Markindey Sineus	Men's Track & Field
Emiah Bingley	Women's Basketball
@Allyson Pagan	Women's Cross Country
Colleen Ouligley	Women's Cross Country
Olivia Hullert	Women's Golf
Carlton Kuhlo	Women's Golf
Macey Cheatham	Softball
#Jessica Nori	Softball
Stephanie Pellitteri	Sand Volleyball
Katherine Plessy	Sand Volleyball
Kristin Grubka	Soccer
Carson Pickett	Soccer
Kelsey Goodman	Women's Swimming & Diving
Jordan Jarmakowicz	Women's Swimming & Diving
*Hannah Wilson	Women's Swimming & Diving
Kerrie Cartwright	Women's Tennis
Leyla Erkan	Women's Tennis
Kristina Schleich	Women's Tennis
Sarah Chandler	Women's Track & Field
Elizabeth Ichite	Women's Track & Field
Marecia Pemberton	Women's Track & Field
Chelsea Whalen	Women's Track & Field
Sarah Wickstrom	Volleyball
Ashley Neff	Volleyball

\*President, #Vice President, @Secretary

Banquet, where seniors from each team are recognized and student-athletes who have excelled in the area of community service are honored. SAAC officers for the 2013-2014 academic year are president Hannah Wilson from swimming and diving, vice president Jessica Nori from softball and secretary Allyson Pagan from cross country.

In addition to the leadership program and opportunities provided to the student-athletes on the SAAC, there are two additional leadership programs that are offered to all male and female student-athletes. WILD (Women in Leadership Development) Women, and REAL (Reliable Educated Accountable Leaders) Men provide an opportunity for a small group of male and female student-athletes to further develop their leadership skills. Materials used for these groups are adapted from Jeff Janssen's 'Captain's Leadership Manual', John Maxwell's 'Ultimate Leadership', and Dale Carnegie's 'Leadership Institute'. Topics addressed include: effective communication, values and ethics, conflict resolution, goal setting, time management, leaving a legacy, and writing a personal mission statement. Group members are chosen on a first come, first serve basis and the curriculum lasts throughout the academic year.

**STUDENT SERVICES STAFF**



**Dr. John Lata**  
Assistant Athletics Director for Student Services



**Ochuko Jenije**  
Coordinator of Student Services



**Sarah Petronio**  
Coordinator of Student Services

2013 PREVIEW  
2013 SEMINOLES  
COACHING STAFF  
2012 SEASON IN REVIEW  
THIS IS FSU  
HONORS  
SEMINOLES IN THE PROS  
RECORDS  
FSU ADMINISTRATION

**The Tradition**

Consistency. It is the mark of true excellence in any endeavor. However, in today's intercollegiate athletics, competition has become so balanced and so competitive that it is virtually impossible to maintain a high level of consistency. Yet the Atlantic Coast Conference has defied the odds. Now, in its 61st year of competition, the ACC has long enjoyed the reputation as one of the strongest and most competitive intercollegiate conferences in the nation. And that is not mere conjecture, the numbers support it.

Since the league's inception in 1953, ACC schools have captured 131 NCAA championships, including 69 in women's competition and 62 in men's. In addition, NCAA individual titles have gone to ACC student-athletes 150 times in men's competition and 106 times in women's action. Given the ACC's strong history and the strengthening of its ranks with the additions of Notre Dame, Pitt and Syracuse in 2013, followed by Louisville in 2014, those numbers – and the league's longstanding tradition of excellence – appear destined to only grow greater in the years ahead.

**2012-13 Review**

The 2012-13 academic year saw ACC teams capture four more national team titles and seven individual NCAA crowns. In all, the ACC has won 62 national team titles over the last 16 years and has won two or more NCAA titles in 30 of the past 32 years. A total of 119 ACC teams placed in NCAA post-season competition in 2012-13. League teams compiled a 120-74-2 (.617) mark against non-league opponents in NCAA championship dual competition.

The ACC's new membership further bolsters the league's already-strong academic standing among NCAA Division I conferences. The ACC's member institutions, effective July 1, 2014, rank first among BCS automatic qualifying conferences in the latest US News & World Report's "Best Colleges" list. ACC schools averaged a ranking of 55.73 and were the only conference with eight schools ranked among the top 50 (five public, three private). The ACC is also the only conference with 11 schools ranked among the top 70.

Since becoming a 12-team league in 2005, the ACC has had 64 teams go to bowl games, had 51 players drafted in the first round and 312 players taken overall in the NFL Draft – totals that rank second nationally among all conferences. The league's current 14 schools who will compete for the 2012 ACC football title have combined for 13 national championships, posted a 5-3 record in 2012 bowl games and led the nation in football APR last year for the seventh straight year and in football GSR (graduation success rate) for the seventh time in the last eight years.

**The Championships**

The conference will conduct championship competition in 25 sports during the 2013-14 academic year: 12 for men and 13 for women. The first ACC championship was held in swimming on February 25, 1954. The conference did not conduct championships in cross country, wrestling or tennis during the first year.

The 12 sports for men include football, cross country, soccer, basketball, swimming, indoor and outdoor track, wrestling, baseball, tennis, golf and lacrosse. Fencing, which was started in 1971, was discontinued in 1981. Women's sports were initiated in 1977 with the first championship meet held in tennis at Wake Forest University.

Championships for women are currently conducted in cross country, field hockey, soccer, basketball, swimming, indoor and outdoor track, tennis, golf, lacrosse, softball and rowing with volleyball deciding its champion by regular season play.

**A History**

The Atlantic Coast Conference was founded on May 8, 1953, at the Sedgefield Inn near Greensboro, N.C., with seven charter members - Clemson, Duke, Maryland, North Carolina, North Carolina State, South Carolina and Wake Forest - drawing up the conference by-laws.

The withdrawal of seven schools from the Southern Conference came early on the morning of May 8, 1953, during the Southern Conference's annual spring meeting. On June 14, 1953, the seven members met in Raleigh, N.C., where a set of bylaws was adopted and the name became officially the Atlantic Coast Conference.

Suggestions from fans for the name of the new conference appeared in the region's newspapers prior to the meeting in Raleigh. Some of the names suggested were: Dixie, Mid-South, Mid-Atlantic, East Coast, Seaboard, Colonial, Tobacco, Blue-Gray, Piedmont, Southern Seven and the Shoreline.

Duke's Eddie Cameron recommended that the name of the conference be the Atlantic Coast Conference, and the motion was passed unanimously. The meeting concluded with each member institution assessed \$200.00 to pay for conference expenses.

On December 4, 1953, conference officials met again at Sedgefield and officially admitted the University of Virginia as the league's eighth member. The first withdrawal of a school from the ACC came on June 30, 1971, when the University of South Carolina tendered its resignation. The ACC operated with seven members until April 3, 1978, when the Georgia Institute of Technology was admitted. The Atlanta school had withdrawn from the Southeastern Conference in January of 1964.

The ACC expanded to nine members on July 1, 1991, with the addition of Florida State University.

The conference expanded to 11 members on July 1, 2004, with the addition of the University of Miami and Virginia Polytechnic Institute and State University.

On October 17, 2003, Boston College accepted an invitation to become the league's 12th member starting July 1, 2005.

The ACC added its 13th and 14th members on Sept. 18, 2011, when Pittsburgh and Syracuse accepted invitations to join the conference. The two schools officially joined the ACC on July 1, 2013. Notre Dame also officially joined the ACC on July 1, 2013, after announcing on Sept. 12, 2012 its intention to enter the league for competition in all sports but football, bringing the membership of the conference to 15. The Fighting Irish will play five games with ACC schools each year. On July 1, 2014, Louisville will enter the ACC from the Big East Conference. The ACC will remain a 15-member conference, as Maryland plans to join the Big Ten.



**2012-13 National Championships**

Women's Soccer	North Carolina
Men's Tennis	Virginia
Men's Lacrosse	Duke
Women's Lacrosse	North Carolina

**Mission Statement of the Atlantic Coast Conference**

The Atlantic Coast Conference, through its member institutions, seeks to maximize the educational and athletic opportunities of its student-athletes while enriching their quality of life. It strives to do so by affording individuals equitable opportunity to pursue academic excellence and compete successfully at the highest level of intercollegiate athletics competition in a broad spectrum of sports and championships.

The Conference will provide leadership in attaining these goals, promoting diversity and mutual trust among its member institutions, in a spirit of fairness for all. It strongly adheres to the principles of integrity and sportsmanship, and supports the total development of the student-athlete and each member institution's athletics departmental staff, with the intent of producing enlightened leadership for tomorrow.



Boston College



Clemson



Duke



Florida State



Georgia Tech



Maryland



Miami




North Carolina



NC State



Notre Dame



Pittsburgh



Syracuse



Virginia



Virginia Tech



Wake Forest



## The Unconquered People

By Barry Ray

FSU Office of News and Public Affairs

As a people, few have prevailed over more trying circumstances than the Seminole Indians of Florida. Over the course of almost two centuries, Florida's Seminoles endured three wars with the U.S. government, resisted numerous efforts to relocate them to federal reservations in the West, and ultimately made their home in one of the world's most inhospitable environments, the Florida Everglades. That they have not only survived, but thrived — all the while maintaining their fierce independence and rich culture — is a tribute to their courage and perseverance. This is their story.

Long before European explorers ever visited the area now known as Florida, native peoples had been living here for thousands of years. In fact, as many as 100,000 members of four Indian nations — the Apalachee, the Tequesta, the Timucua and the Calusa — were living in highly organized settlements throughout the peninsula when the Spanish first arrived in 1513.

The native peoples' lack of resistance to smallpox, yellow fever and other "European" diseases, as well as later slaving raids from the English colonies of Georgia and South Carolina, eventually decimated their numbers. By the mid-18th century, the Indian nations of Florida had ceased to exist.

In their place, groups of Indians from a confederation of tribes collectively referred to as the Lower Creeks began moving into Florida from Alabama and Georgia. They had been pushed out of their former homes by the encroachment of white settlers, as well as by conflicts with other tribes. It was around this time that the name "Seminoles" first appeared; there are several possible explanations as to its origins.

When the first English speakers began arriving in Florida in 1763, they found many Creeks living as *yat'siminoli*, or "free people," across the northern part of the Florida peninsula. ("Yat'siminoli" was a term used in the Mikisúki, or Miccosukee, language, which still is spoken today.) The settlers may have simply ignored the Indians' separate tribal affiliations and called them all Seminoles, or Seminoles.

Others believe that the Seminole name comes from the Spanish word *cimarron*, meaning "wild men" or "unconquered." The Indians may have been given this name because they had escaped from slavery in the English-controlled colonies to the north.

With the end of the American Revolutionary War in 1784, English-speaking settlers began moving southward in ever greater numbers, buying or seizing land from the native inhabitants. By 1813, some of the Creek tribes in Alabama rose up against the white settlers and the Indian tribes that supported them. This conflict, known as the Creek War of 1813-14, proved disastrous to all of the tribes. U.S. troops led by Gen. Andrew Jackson crushed the uprising and forced a treaty on the Creeks that took more than 2 million acres of land from them. Several thousand Creek warriors and their families migrated south into Spanish Florida, where they and the Seminoles increased their resistance to white settlement.

In 1814, such conflicts escalated into the first of three Seminole wars. Over the next four years, Jackson illegally entered Spanish Florida numerous times to burn Seminole villages and kill resistance leaders.

With the end of the First Seminole War in 1818, many Indians moved further into Florida. By 1820, the year before Spanish Florida became a U.S. territory, there were at least 5,000 Seminoles, Creeks and Mikisúki people living here. However, a series of federal treaties failed to protect their rights and, in 1835, war broke out again.

The Second Seminole War (1835-42) proved to be the longest, most costly, and the last of the U.S. wars of Indian removal fought east of the Mississippi River. It also would be the first guerilla-style war faced by U.S. troops. Led by the fierce warrior Osceola, the Seminoles were aided by runaway slaves, who received protection from their allies in return for a portion of the agricultural staples that they grew. These so-called "Black Seminoles" also had a reputation as fierce fighters, and were equally determined to preserve their freedom.

### The Symbol: Seminoles

Florida State would play two games in 1947 before students demanded the school acquire a symbol. While details conflict, most believe the account of a poll of the student body is accurate. The Florida Flambeau reported that Seminoles had won by 110 votes over Statesmen. The rest of the top contenders (in order) were Rebels, Tarpons, Fighting Warriors and Crackers.



In the 1950s, a pair of students dressed in Native American costumes and joined the cheerleaders on the field which eventually evolved into the majestic symbol of Osceola and Renegade that FSU now enjoys. Today, the Seminole Indian Tribe participates in many campus activities.

Florida State University is proud of its longstanding cooperative relationship with the Seminole Tribe of Florida. The Seminole people have suffered many hardships and injustices, but they have remained brave, dignified and proud. The Seminoles are unconquered. They symbolize what we hope will be the traits of all of our graduates, including our student-athletes.

The fighting ended in a stalemate in 1842, and an uneasy peace lasted for 14 years. In 1856, however, Seminole leader Billy Bowlegs and his followers were provoked by U.S. soldiers. They retaliated, and the ensuing series of skirmishes became known as the Third Seminole War (1856-58).

When U.S. troops once more withdrew — again with no treaty or victory — the Seminole Wars finally ended. All told, more than 3,000 Seminoles had been forcibly removed from Florida to the Western territories of Arkansas and Oklahoma. As few as 300 remained in Florida, and they took refuge within the dense swamps of the Everglades. However, their place in history was assured as the only American Indian tribe never to have signed a peace treaty with the U.S. government.

From the 1920s onward, as the development boom exploded in South Florida, the Seminoles lost more and more of their hunting lands to tourists and settlers. They became agricultural workers in the vegetable fields of South Florida, and also ran tourist attractions, wearing their colorful patchwork clothing, producing souvenirs and wrestling alligators.

On Aug. 21, 1957, the Seminole Tribe of Florida was established through a majority vote of Florida's Seminole Indians. This vote gave the Seminoles federal recognition as a self-governing tribe with a constitutional form of government. The Seminole Tribe of Florida now has almost 3,000 members living on five reservations across the peninsula at Hollywood, Big Cypress, Brighton, Immokalee and Tampa.

The Seminoles work hard to be economically independent. Tourism and gaming profits pay for infrastructure and schools on their reservations, while citrus groves, cattle agriculture, aircraft production, tobacco sales, land leases and aquaculture are other significant sources of revenue.

Having persevered through two centuries of adversity, the Seminole Indians of Florida have earned the right to call themselves "the unconquered people." Their indomitable spirit is one that Florida State University proudly seeks to emulate in all of its endeavors.



1993

# NATIONAL CHAMPIONS


20TH ANNIVERSARY



Celebrating Legendary Head Coach Bobby Bowden and the 20th Anniversary of the 1993 National Championship.



# SEMINOLE FOOTBALL



**PITT**  
**PITTSBURGH**  
Mon., Sept. 2  
Pittsburgh, Pa.

**NEVADA**  
Sat., Sept. 14  
Tallahassee, Fla.

**BETHUNE COOKMAN**  
Sat., Sept. 21  
Tallahassee, Fla.

**BOSTON COLLEGE**  
Sat., Sept. 28  
Chestnut Hill, Mass.

**MARYLAND**  
Sat., Oct. 5  
Tallahassee, Fla.

**CLEMSON**  
Sat., Oct. 19  
Clemson, S.C.

**NC STATE**  
Sat., Oct. 26  
Tallahassee, Fla.

**MIAMI**  
Sat., Nov. 2  
Tallahassee, Fla.

**WAKE FOREST**  
Sat., Nov. 9  
Winston-Salem, N.C.

**SYRACUSE**  
Sat., Nov. 16  
Tallahassee, Fla.

**IDAHO**  
Sat., Nov. 23  
Tallahassee, Fla.

**FLORIDA**  
Sat., Nov. 30  
Gainesville, Fla.

[@FSU\\_FOOTBALL](#) [@SEMINOLES\\_COM](#) [/FSUSEMINOLES](#)

**SEMINOLES.COM**