



FLORIDA STATE



T W O - T H O U S A N D T W E L V E

F O O T B A L L





LET'S

YOU MAKE THE HELMET.

36

First Round
NFL Draft Picks

30



27

Consecutive Years
with a Player
Selected
in the NFL Draft



Consecutive
Bowl Appearances
Tops in the Nation





PLAY

THE HELMET DOESN'T MAKE YOU.



12

4

2

**ACC
Championships
Reside in
Tallahassee**

**Straight Bowl Wins
for Florida State
*Tied for the nation's
longest active streak***

**National Championships
won by the Seminoles in
1993 & 1999**



TABLE OF CONTENTS

Table of Contents/Credits	2
Quick Facts/Travel Headquarters/Media Info	3
Media Info/SID Staff/ Digital Media	4
Seminole IMG Sports Network	5
National Media Exposure/TV Appearances	6-7
Seminole Productions	8

2012 Preview

2012 Outlook	10-12
A Closer Look at the 'Noles	13
2012 Roster	14-15
Preseason Depth Chart/Pronunciation Guide	16
2012 Opponents	17-19
FSU vs. 2012 Opponents	20

2012 Seminoles

2012 Seminoles	22-50
Newcomers	51-53
Walk-Ons	54

Coaches

Head Coach Jimbo Fisher	56-58
James Coley	59
Mark Stoops	60
Eddie Gran	61
Rick Trickett	62
Greg Hudson	63
Dameyune Craig	64
Lawrence Dawsey	65
D.J. Eliot	66
Odell Haggins	67
Vic Vilorio	68
Jake Pfeil	68
Bob LaCivita	69
Erik Korem	69
Stuart Pearce	69
All-Time Assistant Coaches	70
Football Support Staff	71-72

2011 Season Review

2011 Game Summaries	74-80
2011 Game Results/Team Stats	80
2011 Individual Statistics	81
2011 Defensive Statistics	82
2011 Game-by-Game Statistics	82-85
2011 Participation	86
2011 Game-by-Game Starts/Career Starts	87
2011 Game Highs	88
2011 Game-by-Game FSU Team Stats	89
2011 Game-by-Game Opponent Team Stats	90
2011 Honors & Awards	91
2011 ACC Review	92

This is Florida State

University	94-95
Academic Success	96-97
Community Service	98-99
Seminoles in the NFL	100-101
Prominent Seminoles	102-103
1993 National Championship	104
1999 National Championship	105
Doak Campbell Stadium	106-107
Osceola & Renegade	108
Sod Cemetery	109
FSU Athletics	110
First Class Facilities	111
Sports Medicine	112-113
Strength & Conditioning	114-115
Brief History of FSU Football	116-117
The Bowden Era	118-119
FSU Football Tradition	120

Honors

Pro/College Football Hall of Fame	122
Retired Numbers & Jerseys	123-124
Heisman Trophy	125-126
Thorpe Award	127
Butkus Award	128
Groza Award	129
Lombardi Award	130
O'Brien, Maxwell & Unitas Awards	131-132
Consensus All-Americans	133-137
All-Americans	138-139
ACC Champions & Award Winners	140
All-ACC Honorees	141
All-South Independent	142
Academic Award Winners	143-144
All-Time Lettermen	145-148
All-Time Jersey Numbers	149-152

Seminoles in the Pros

Seminoles on NFL Rosters	154
2012 NFL Draftees	154
Consensus All-Rookie Selections	155
FSU Super Bowl Participants	155
FSU Pro Bowl Selections	155
NFL Draft History	156-157
FSU All-Time Professional List	158-160

Records

FSU All-Time Coaches & Captains	162
Passing Records	163-165
Rushing Records	166-168
Receiving Records	169-171
Total Offense Records	172
Defensive Records	173-174
Scoring Records	175
Kicking/Punting Records	176
Punt & Kickoff Return Records	177
Blocked Kicks/Blocked Punts Records	178
The Last Time It Happened	179-180
FSU vs. All Opponents	181
Homecoming Results	181
Best Performances by Opponents	181
FSU in AP Weekly Poll	182-183
FSU vs. AP Ranked Opponents	183
Margins of Victory	184
Year-by-Year Statistics	185-186
Year-by-Year Results	187-190
Coaches' Cumulative Records	190
Bowl Game Recaps	191-198

Administration

University Administration	200
Athletic Administration	201-202
NCAA Compliance	203
Student Athlete Academic Services	204-205
Student Services	206
The ACC	207
The Unconquered People	208



Follow the Seminoles Online

Online:	Seminole.com
Twitter:	@FSU_Football
	@Seminole.com
Facebook:	Facebook.com/FSUSeminole
Youtube:	Youtube.com/flstateseminole
Foursquare:	Foursquare/venue/362338

Credits

EDITOR: Kerwin Lonzo


WRITING, RESEARCH & EDITING ASSISTANCE: Elliott Finebloom, Bob Thomas, Maryjane Gardner, Jason Leturmy, Steve Stone, Chuck Walsh, Zach Stipe, Christa Salerno, Rob Wilson, Ryan Pensy, Brandon Mellor, Andrew Brady, Bob Perrone, Aaron Brecheisen, Eric Todoroff, Caneka Hammonds, Anne Stirrat.

DESIGN: Grant Hawkins Design

FEATURED PHOTOGRAPHERS: Glen Beil, Wylie Dassie, Damon Herota, Ryals Lee, Don Juan Moore, Larry Novey, Ross Obley, Mike Olivella, Jeff Romance, Mitch White, FSU Photo Lab.

NFL PHOTOGRAPHY: Special Thanks to Don Juan Moore, Icon Sports Media, NFL Hall of Fame; Media Relations Departments: Arizona Cardinals, Atlanta Falcons, Baltimore Ravens, Buffalo Bills, Carolina Panthers, Dallas Cowboys (Photo Archives), Denver Broncos, Detroit Lions, Green Bay Packers (Jim Biever), Jacksonville Jaguars, Minnesota Vikings, New Orleans Saints, New York Giants, New York Jets (Al Pereira), Oakland Raiders, Philadelphia Eagles, Pittsburgh Steelers, San Diego Chargers, Seattle Seahawks, Tampa Bay Buccaneers, Tennessee Titans, Washington Redskins.

PRINTING: Boyd Brothers, Inc., Panama City, Fla.



On the Covers

FRONT COVER

Top (L-R): Brandon Jenkins, Dustin Hopkins, EJ Manuel, Chris Thompson, Anthony McCloud
Bottom (L-R): Rodney Smith, Head Coach Jimbo Fisher, Lonnie Pryor, Everett Dawkins

BACK COVER

Top (L-R): Cornelius Carradine, Debrale Smiley, Nick Moody, Toshmon Stevens, Dax Dellenbach
Bottom (L-R): Moses McCray, Bjoern Werner, Vince Williams, Xavier Rhodes, Jacobbi McDaniel

Florida State Quick Facts

President:	Dr. Eric J. Barron
Location:	Tallahassee, Fla.
Enrollment:	41,710 (Fall 2011)
Founded:	1851
Symbol:	Seminoles
Colors:	Garnet and Gold
Conference:	ACC
Stadium/Capacity:	Bobby Bowden Field at Doak S. Campbell (82,300)
Surface:	Natural Grass
Athletics Director:	Randy Spetman
Faculty Athletics Representative:	Dr. Pamela Perrewé
Head Coach:	Jimbo Fisher (Salem '89)
Record at FSU/Overall:	19-8 (3rd season)
Offensive System:	Multiple
Defensive System:	4-3 Multiple
All-Time Record:	485-235-17
Seasons:	66
Bowl Appearances:	41
Consecutive Bowl Appearances:	30



QUICK FACTS

2012 Schedule

Date	Opponent	Location	Series Record
Sept. 1	Murray State	Tallahassee, Fla.	First Meeting
Sept. 8	Savannah State	Tallahassee, Fla.	First Meeting
Sept. 15	Wake Forest*	Tallahassee, Fla.	FSU leads 23-6-1
Sept. 22	Clemson*	Tallahassee, Fla.	FSU leads 17-8-0
Sept. 29	at USF	Tampa, Fla.	USF leads 1-0-0
Oct. 6	at NC State*	Raleigh, N.C.	FSU leads 22-10-0
Oct. 13	Boston College*	Tallahassee, Fla.	FSU leads 6-4-0
Oct. 20	at Miami*	Miami Gardens, Fla.	Miami leads 31-25-0
Oct. 27	Duke*	Tallahassee, Fla.	FSU leads 16-0-0
Nov. 8	at Virginia Tech (Thurs)*	Blacksburg, Va.	FSU leads 21-12-1
Nov. 17	at Maryland*	College Park, Md.	FSU leads 20-2-0
Nov. 24	Florida	Tallahassee, Fla.	Florida leads 33-21-2

*Denotes ACC Game

2011 Results

Overall Record: 9-4

ACC Record: 5-3

National Rankings: No. 23 AP/USA Today

Date	Opponent (TV)	W-L/Score	Attendance
Sept. 3	ULM (ESPNU)	W, 34-0	72,226
Sept. 10	Charleston Southern (ESPN3)	W, 62-10	75,229
Sept. 17	(1) Oklahoma (ABC)	L, 13-23	84,392
Sept. 24	at Clemson* (ESPN)	L, 30-35	82,000
Oct. 8	at Wake Forest* (ACC Network)	L, 30-35	33,116
Oct. 15	at Duke* (RSN)	W, 41-16	24,687
Oct. 22	Maryland* (ABC/ESPN2)	W, 41-16	72,697
Oct. 29	NC State* (ESPNU)	W, 34-0	80,849
Nov. 3	at Boston College* (ESPN)	W, 38-7	38,729
Nov. 12	Miami* (ABC/ESPN)	W, 23-19	82,322
Nov. 19	Virginia* (ESPN2)	L, 13-14	77,178
Nov. 26	at Florida (ESPN2)	W, 21-7	90,798
Dec. 29	vs. Notre Dame* (ESPN)	W, 18-14	68,305

*Denotes ACC Game

^ Champs Sports Bowl (Orlando, Fla.)

Florida State Football Staff

Name	Position	Alma Mater	Year at FSU
Jimbo Fisher	Head Coach	Salem '89	3rd as HC/6th
Mark Stoops	Def. Coordinator/DB	Iowa '89	3rd
James Coley	Off. Coordinator/TE	Florida State '97	5th
Eddie Gran	Assoc. HC/ ST Coord./RB	Cal Lutheran '87	3rd
Rick Trickett	Asst. HC-Offense/OL	Glennville '72	6th
Greg Hudson	Asst. HC-Defense/LB	Notre Dame '90	3rd
Dameyune Craig	Recruiting Coord./QB	Auburn '02	3rd
Lawrence Dawsey	Passing Game Coord./WR	Florida State '91	6th
Odell Haggins	Defensive Tackles	Florida State '93	19th
D.J. Eliot	Defensive Ends	Wyoming '99	3rd
Vic Vilorio	Strength & Conditioning	SMU '02	3rd
Erik Korem	Sports Science/Football Operations	Texas A&M '03	3rd
Jake Pfeil	Head Football Athletic Trainer	Florida State '00	9th/2nd with Football
Bob LaCivita	Director of Player Personnel	IUP '71	6th

2012 Travel Headquarters

Sept. 28-29: USF | Tampa, Fla.

- InterContinental Tampa Hotel
- 4860 West Kennedy Blvd
- Tampa, FL, 33609
- (813) 286-4400

Nov. 7-8: Virginia Tech | Blacksburg, Va.

- Sheraton Roanoke
- 2801 Hershberger Road
- Roanoke, VA 24017
- (540) 563-9300

Oct. 5-6: NC State | Raleigh, N.C.

- Sheraton Imperial
- 4700 Emperor Blvd
- Durham, N.C. 27703
- (919) 941-5050

Nov. 19-20: Maryland | College Park, Md.

- Capital Hilton
- 1001 16th St. NW
- Washington, D.C., 20036
- (202) 393-1000

Oct. 19-20: Miami | Coral Gables, Fla.

- Miami Lakes Don Shula's Golf Resort
- 6842 Main Street
- Miami Lakes, FL 33014
- (305) 820-8121

MEDIA GUIDELINES

All media who wish to cover FSU athletics will be expected to comply with all the procedures of the University, ACC and FSU Sports Information Office in order to be credentialed. Procedures will be provided in detail at the start of the 2012-13 athletic year.

Interviews

Media interviews with all FSU players and coaches MUST be arranged through the Sports Information Office.

Contact Kerwin Lonzo, Football SID via email at klonzo@fsu.edu or by calling (850) 644-5656 to arrange interviews with head coach Jimbo Fisher and Seminole players. Player requests can also be sent to Bob Thomas at bthomas2@fsu.edu. Please give as much advance notice as possible when requesting players for midweek interviews.

Players are available following practice on Mondays and prior (around lunch time) to practices on Tuesdays and Wednesdays. Team locker rooms are off limits to media representatives at all times.

Player's phone numbers will not be given to the media and players should not be called directly or contacted through social media sites to arrange interviews or ask questions.

Head Coach Jimbo Fisher

FSU Head Coach Jimbo Fisher will meet with the media on Mondays during the season. Contact the Sports Information Office or refer to the weekly release for exact times and location for the press conferences which will begin during the week of the first game and run throughout the season.

All interview requests for Coach Fisher are coordinated through Football SID Kerwin Lonzo via email at klonzo@fsu.edu or by calling (850) 644-5656. Coach Fisher will participate in the ACC head coaches' weekly teleconference with the other 11 league coaches each Wednesday. He will also meet with the media immediately following practice Tuesday-Thursday.

2012 ACC Football Coaches Teleconference

(10:30 a.m.-12:30 p.m.—All times Eastern)

Atlantic Division

Frank Spaziani, Boston College	10:30 am
Dabo Swinney, Clemson	10:40 am
Jimbo Fisher, Florida State	10:50 am
Randy Edsall, Maryland	11:00 am
Jim Grobe, Wake Forest	11:10 am
Tom O'Brien, NC State	11:20 am

Coastal Division

Paul Johnson, Georgia Tech	11:30 am
Larry Fedora, North Carolina	11:40 am
Mike London, Virginia	11:50 pm
Frank Beamer, Virginia Tech	12:00 am
David Cutcliffe, Duke	12:10 pm
Al Golden, Miami	12:20 pm

Media Phone Number: 913-312-1472

Video Services

Florida State's Sports Information Office has the ability to assist networks and television stations by providing video services through Seminole Productions, Inc. (SPI). Please call general manager Mark Rodin at (850) 644-6275 to arrange for these services.

XOS Digital Exchange

The Florida State Sports Information Office has partnered with XOS Digital in order to provide over-the-air television stations with instantaneous access to video content. The partnership involves the use of the company's Digital Media Xchange Server that will allow television stations to pull down video content year round. The data transfer speed is much faster than a traditional FTP service allowing very large files to be downloaded in just minutes.

The password protected video FTP site will be hosting Monday press conferences with Florida State Football Head Coach Jimbo Fisher and the starting quarterback and a Thursday Jimbo Fisher interview.

If you have an interest in creating an account that gives you access to the video weekly, please email Elliott Finebloom (efinebloom@fsu.edu). If you are looking for access just for a particular game week, please email prior to that game to set up a guest account.

Social Media

Florida State Sports Information is making a continued effort in 2012-13 to utilize social media outlets as another way of passing information to our fans and those who cover our programs. Media can receive updated information from the SID office via Twitter by following @FSUSID. Fan feeds for the athletic department (@Seminoles_com) and the football program (@FSU_Football) are available as well. Our Facebook home is located at <http://www.facebook.com/FSUSeminoles>.

COVERING THE SEMINOLES

Credential Requests

All requests for working press, radio, television, photography or scouting credentials should be directed to our online credentialing site located on the Seminoles.com Media Relations page no later than four days prior to the game. **PHOTOS WILL BE REQUIRED AND MUST BE UPLOADED AT THE TIME YOU REQUEST CREDENTIALS. PHOTO MUST BE IN COLOR AND PROVIDE A CLEAR VIEW OF THE FACE.** Requests for season credentials should be made at least two weeks prior to the first game. Space for the working press, radio and television is allocated by the FSU Sports Information Office. Any credential questions can be answered by Assistant A.D./SID Elliott Finebloom.

Press Parking

Once again, parking is limited in 2012 and passes will be issued on a priority basis within the same guidelines as working credentials. Press parking is approximately 600 yards from the press box, located in the parking garage just north of the Seminole soccer field on Spirit Way.

Media Will Call

Media Will Call is located near Gate B in the northwest corner of the end zone. Do not enter the stadium but proceed to the right and enter through the external doors marked "Press Entrance" where the media will call table is located right inside the doors.

Press Box

All media, with the exception of the live network telecast crew, will work from the ninth level of the press box. Media can access the press box only through the designated elevator in the northwest tower of the University Center. After parking, media should proceed down Stadium Drive and move towards Gate B in the northwest corner of the end zone. To enter the press box, do not enter the stadium but proceed to the right and enter through the external doors marked "Press Entrance."

Internet Access

Internet access is available in the ninth level press box. Access to the wireless internet requires a proper authorization code which can be picked up at the press table located on the ninth floor as soon as you exit the press box elevator.

Radio-TV

Florida State will host both home and visiting radio in booths in the press box. Network television (or the network broadcasting live) will be working from a mid-field booth on the eighth level (one below working press). Both home and visiting radio will broadcast from booths at the south end of the ninth level.

Photographers

Florida State reserves the right to admit only those photographers deemed to be on the premises for legitimate media purposes and who are shooting for editorial purposes only. All photographers working FSU games should be prepared to show a media ID card and equipment designed to photograph major college football. Florida State uses a double photo line system on its sidelines. Only those photographers actually shooting the game will be allowed on the "front" line. These shooters will be given photo armbands upon check-in to allow them front line access. All other photo personnel will be required to stay behind a second line as not to obstruct the view of the shooters. This would include grips, runners and sideline reporters. No media personnel are allowed in the team area of the sidelines at any time during a game. Sideline passes for local television will be limited to shooters only. Still photographers may have access to the sidelines only. Those holding a photography credential should report to the Press Box where they will be issued an armband, rosters and a pre-game meal. The only access to the field is through the gate at the northwest corner of the stadium near Gate A. A guarded dark room is available underneath the stadium. The AP Dark Room is located in E 142.

Telephones

Telephone service should be secured directly through the Florida State University Office of Telecommunications at (850) 644-4357. The Telecommunications Office can provide both lines and phones. Orders can also be placed on-line at www.its.fsu.edu. Please make sure to request phone lines at least three days prior to the game.

Postgame Interviews

Florida State's locker room is closed to media following games, both at home and on the road. Coach Fisher will hold his postgame press conference in the media room (second floor turf room of the Moore Athletics Center), while requested players will be brought to the media room to meet with media representatives after Fisher. FSU sports information personnel will take player requests during the fourth quarter of each game.

Primary Football Contacts



Elliott Finebloom
Asst. AD/SID
850-644-1065 (O)
850-445-6952 (C)
efinebloom@fsu.edu



Kerwin Lonzo
Football SID
850-644-5656 (O)
850-544-4630 (C)
klonzo@fsu.edu



Bob Thomas
Football Contact
850-644-0615 (O)
850-694-1768 (C)
bthomas2@fsu.edu

Sports Information Directory



Chuck Walsh
Deputy SID
850-644-1077 (O)
850-694-2540 (C)
cwalsh@fsu.edu



Jason Leturmy
Assistant SID
850-644-3920
jleturmy@fsu.edu



Zach Stipe
Assistant SID
850-645-7683 (O)
850-228-7583 (C)
zstipe@fsu.edu



Steve Stone
Assistant SID
850-644-4836 (O)
850-363-0990 (C)
sstone@fsu.edu



Maryjane Gardner
Program Associate
850-644-2016 (O)
850-443-2148 (C)
mgardner2@admin.fsu.edu



Christa Salerno
SID Assistant
850-644-5653 (O)
casalerno@fsu.edu

Contact Us
850-644-1403; FAX 850-644-3820

Mailing Address
Florida State Sports Information
PO Box 2195
Tallahassee, FL 32316

Shipping Address
Florida State Sports Information
403 Stadium Drive, West
Room D-107
Tallahassee, FL 32306

Digital Media

The Digital Media Department is responsible for presenting the Seminoles online. Offices are located on the second floor of the Moore Athletics Center.

The department manages FSU's official site Seminoles.com, the premium content Seminoles All-Access, official social media platforms for the Seminoles, online stores, auctions, apps, promotional and championship sites.

SEMINOLES.COM ALSO PROVIDES:

- Live game audio featuring "The Voice of the Seminoles" Gene Deckerhoff and William Floyd
- Live video of the Jimbo Fisher Call-In Show
- Live video of the starting quarterback and head coach press conference each Monday
- Gametracker - Live in-game stats
- Live chats before, during and after each game
- Access to the Florida State Seminole facebook and twitter pages (@Seminoles.com; @FSU_Football)
- Roster, Schedules, Media Guides, Game Notes and more.

Contact the Digital Media department: 850-645-1273



Ryan Pensy
Assistant AD/Digital Media
rpensy@fsu.edu



Scott Kotick
Assistant Director
skotick@fsu.edu



Brandon Mellor
Senior Writer,
Seminoles.com
bmellor@fsu.edu



Layne Herdt
Assistant Director
Layne.herdt@gmail.com



COVERING THE SEMINOLES



Seminoles.com
Shop.Seminoles.com



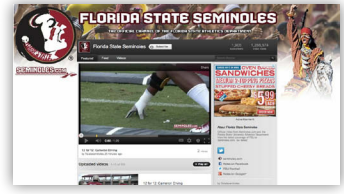
facebook

Facebook.com/FSUSeminole
Facebook.com/FSUFootball



twitter

@Seminole.com
@FSU_Football



YouTube

YouTube.com/FLStateSeminole

SEMINOLE IMG SPORTS NETWORK



IMG College is the leading multimedia, marketing and licensing/brand management company in America representing more than 200 of the nation's top collegiate properties including the NCAA and its 89 championships, NCAA Football, leading conferences, and many of the most prestigious colleges and universities in the country. Headquartered in Winston Salem, N.C., IMG College employs 700 people in nearly 100 offices throughout the U.S. with annual sales of nearly \$450 million.



Voice of the 'Noles Still Booming in 34th year

Gene Deckerhoff joined an elite list of esteemed radio broadcasters when he called his 400th Florida State football game against Virginia in 2011. Now in his 34th season, the Jacksonville native and Florida grad moved to Tallahassee for the job he has now held since the 1979 season. Deckerhoff was selected over two other broadcasters of some note - the late Tom Meece, who became a national figure at ESPN, and Craig Sager, who is best known for his NBA work on TBS.

His career got off to a rousing start as the Seminoles went 21-3 over his first two seasons.

The only FSU football games he has missed were bowl games that the school did not have the rights to broadcast; He has also called 1,061 FSU basketball and 473 NFL games as the voice of the Tampa Bay Buccaneers.

IMG College is the leader in capturing consumer devotion to college sports through partnership opportunities in multimedia rights, licensing, events and hospitality, marketing, stadium and arena development, stadium seating solutions, ticketing, sales, and consulting. IMG College produces nearly 30,000 hours of radio programming on the largest sports network in the country, manages nearly 5,000 hours of local television programming, is the leading publisher of college sports publications, and is the largest manager of university athletic websites. IMG College is a division of IMG Worldwide, a global sports, fashion and media business. For more information, please visit www.imgworld.com. Seminole IMG Sports Marketing is headed up by General Manager, Paul Phipps.

Florida State's broadcast crew is known as one of the nation's best, as it provides insight and entertainment, as well as detailed and expert analysis. The broadcast features award-winning play-by-play announcer **Gene Deckerhoff**, a 33-year veteran of the Seminole broadcasts heading into his 34th season. Deckerhoff is nationally known as one of the finest announcers in the South. The "Voice of the Seminoles" is a 12-time winner of the NSSA Florida Sportscaster of the Year Award and has been inducted into the Florida Sports Hall of Fame. A native of Jacksonville, Fla., Deckerhoff has been the play-by-play announcer for the Tampa Bay Buccaneers of the NFL for the past 23 years, making for some very busy fall weekends. He runs Gene Deckerhoff Productions, a firm specializing in sports broadcasting and the production of radio and television commercials.

National Champion and Super Bowl winner **William Floyd** joins Deckerhoff in the booth as the color analyst. Floyd is now in his fifth season broadcasting FSU football games after joining the team in 2008. The former Florida State great is very familiar with the broadcasting world as he has hosted his own radio show in the Bay Area and worked as a reporter and studio analyst for SUN Sports. During the pregame show, Tom Block and Senior Associate Athletic Director Monk Bonasorte join Floyd in providing in-depth analysis of the upcoming game. Florida State's game-day broadcasts begin two hours prior to every kickoff.

2012 Seminole Radio Network Affiliates

City	Dial	Frequency	Station	Sports
Belle Glade, Fla.	900	AM	WSWN	Football, M. Basketball, Coaches Show
Brunswick, Ga.	790	AM	WSFN	Football
Brunswick, Ga.	103.7	FM	WSFN	Football
Daytona Beach, Fla.	1230	AM	WSBB	Football, M. Basketball, Coaches Show
De Funiak Springs, Fla.	1460	AM	WZEP	Football, Coaches Show
Fort Myers, Fla.	770	AM	WWCN	Football, Coaches Show
Ft. Walton Beach, Fla.	1400	AM	WZFN	Football, M. Basketball, Coaches Show
Ft. Walton Beach, Fla.	94.5	FM	WZFN	Football, M. Basketball, Coaches Show
Homasassa, Fla.	96.3	FM	WXOF	Football, Coaches Show
Jacksonville, Fla.	94.1	FM	WSOS	Football, M. Basketball, Coaches Show
Lake City, Fla.	96.5	FM	WJTK	Football, M. Basketball, Coaches Show
Lakeland, Fla.	1430	AM	WLKF	Football, Coaches Show
Lucedale, Miss.	1440	AM	WVGG	Football
Marianna, Fla.	100.9	FM	WJAQ	Football, M. Basketball, Coaches Show
Melbourne, Fla.	1060	AM	WIXC	Football, M. Basketball, Coaches Show
Miami, Fla.	850	AM	WFTL	Football, M. Basketball, Coaches Show
Milton, Fla.	1330	AM	WEBY	Football, M. Basketball, Coaches Show
Ocala, Fla.	1370	AM	WOCA	Football, M. Basketball, Coaches Show
Ocala, Fla.	96.7	FM	WOCA	Football, M. Basketball, Coaches Show
Oriando, Fla.	1080	AM	WHOO	Football, M. Basketball, Coaches Show
Oriando, Fla.	1190	AM	WAMT	Evening Football Games
Panama City Beach, Fla.	590	AM	WDIZ	Baseball, Coaches Show
Panama City Beach, Fla.	94.5	FM	WFLF	Football, Coaches Show
Pensacola, Fla.	1620	AM	WNRN	Football, M. Basketball, Coaches Show
Port St. Lucie, Fla.	1590	AM	WPSL	Football, Coaches Show
Sarasota, Fla.	1280	AM	WTMY	Football
Tallahassee, Fla. - Flagship	94.9	FM	WTNT	Football, M. Basketball, Coaches Show
Tallahassee, Fla. - Flagship	1270	AM	WNLS	Football, M. Basketball, Coaches Show, W. Basketball, Baseball
Tampa, Fla.	1080	AM	WHBO	Football, M. Basketball, Coaches Show
Tampa, Fla.	820	AM	WWBA	Football
Waycross, Ga.	1350	AM	WFNS	Football, M. Basketball
West Palm Beach, Fla.	850	AM	WFTL	Football, M. Basketball, Coaches Show
Zephyrhills, Fla.	1400	AM	WZHR	Football, M. Basketball, Coaches Show



The Jimbo Fisher Show

"The Jimbo Fisher Show," televised throughout the entire state of Florida, features the head football coach of the Florida State Seminoles. Coach Fisher is joined each week on the show by host Tom Block. Every Monday afternoon during football season, Coach Fisher along with Block review the action-packed highlights of the previous week's game.

Jimbo Fisher Call-In Show

On Wednesday evenings, Seminole fans have the chance to visit with FSU head coach Jimbo Fisher and "The Voice of the Seminoles" Gene Deckerhoff during "The Jimbo Fisher Call-In Show" live from Hotel Duval in downtown Tallahassee. Coach Fisher's call-in show is an hour-long broadcast beginning at 7 p.m. The show features Coach Fisher and Deckerhoff talking directly with fans from across the country, touching on game insights, trivia, and random Seminole banter.



NATIONAL MEDIA EXPOSURE

- Excluding BCS bowl games, Florida State has participated in two of the top six most viewed bowl games in the history of ESPN with the 2008 Champs Sports Bowl ranking fourth on the list and the 2010 Chick-fil-A Bowl ranking sixth.
- Excluding BCS bowl games, Florida State is the only school to have played in two of the top nine most viewed ESPN bowl games in the history of ESPN.
- Two of the top three most-watched games in the history of the BCS featured the Seminoles (2000 Sugar Bowl and 2001 Orange Bowl).
- Florida State's 2011 game versus Oklahoma in Tallahassee was the highest-rated ABC college football game since 2009 and the 11th-most viewed program of the week on broadcast TV, the only non-NFL sporting event to make the top 25. It was also the most-viewed regular season single game of the year for ABC.
- The Florida State-Oklahoma and Miami-Ohio State games which both aired at 7:30 p.m. on Sept. 17, 2011 scored the highest combined ratings and were the most viewed of any two regular season college football games aired by ABC and ESPN in 2011.
- Florida State has played on national television 182 times since 1995.
- Florida State appeared in two of the top 10 most-viewed college football games during the 2009 season. The Seminoles' season-opener at home against Miami (ESPN) ranked seventh across all networks and drew a 5.07 rating and was seen in more than 5.8 million homes. FSU's regular-season finale at Florida (CBS) ranked 10th with a 4.70 rating and reached nearly 5.4 million homes and was that network's fourth highest rated game of the year.



- The Jan. 1, 2010 Gator Bowl game between FSU and West Virginia – Bobby Bowden's final game as coach – reached 4.5 million homes. The rating was the second-highest for the Gator Bowl dating back to 2003.
- For the sixth time in eight years, Florida State helped set an attendance record at a bowl game. A crowd of 68,305 turned out for the 2011 Champs Sports Bowl, the largest crowd in the history of the game since moving to Orlando.
- The 2011 Champs Sports Bowl, featuring Florida State and Notre Dame, saw a 55% ratings increase from the game the previous year.

- FSU's 2008 Champs Sports Bowl (vs. Wisconsin) and 2007 Music City Bowl (vs. Kentucky) also earned high marks from the networks. Not only did the 'Noles help set a new Champs Sports Bowl attendance mark, but the 5.20 rating ranked fourth all-time among bowls broadcasted by ESPN. FSU's Music City Bowl appearance against Kentucky boosted ratings for that game by 80 percent over the previous year.



FSU TELEVISION APPEARANCES

YEAR	OPPONENT	SITE	SCORE	NETWORK	BOWL
1958	Oklahoma State	Louisville, KY	6-15	ABC*	Bluegrass
1959	Virginia Tech	Blacksburg, VA	7- 6	ABC	-
1965	Oklahoma	Jacksonville, FL	36-19	ABC*	Gator
1966	Virginia Tech	Blacksburg, VA	21-23	ABC	-
	Wyoming	El Paso, TX	20-28	NBC*	Sun
1967	Memphis State	Memphis, TN	26- 7	ABC	-
	Penn State	Jacksonville, FL	17-17	ABC*	Gator
1968	Florida	Tallahassee, FL	9- 3	ABC	-
	Louisiana State	Atlanta, GA	27-31	TV-Sports*	Peach
1969	NC State	Tallahassee, FL	33-22	ABC	-
1970	Houston	Tampa, FL	21-53	ABC	-
1971	Miami	Miami, FL	20-17	ABC	-
	Arizona State	Tempe, AZ	38-45	Mizlou	Fiesta
1972	Auburn	Auburn, AL	14-27	ABC	-
1977	Florida	Gainesville, FL	37- 9	ABC	-
	Texas Tech	Orlando, FL	40-17	Mizlou*	Tangerine
1978	Miami	Miami, FL	31-21	ABC	-
	Navy	Tallahassee, FL	38- 6	ABC	-
1979	Virginia Tech	Blacksburg, VA	17-10	ABC	-
	Louisiana State	Baton Rouge, LA	24-19	ABC	-
	Florida	Gainesville, FL	27-16	ABC*	-
	Oklahoma	Miami, FL	7-24	NBC*	Orange
1980	Memphis State	Memphis, TN	24- 3	ABC	-
	Virginia Tech	Tallahassee, FL	31- 7	ABC	-
	Florida	Tallahassee, FL	17-13	ABC*	-
	Oklahoma	Miami, FL	17-18	NBC*	Orange
1981	Miami	Tallahassee, FL	19-27	ABC	-
	Southern Miss	Tallahassee, FL	14-58	ABC	-
1982	Miami	Miami, FL	24- 7	CBS	-
	Louisville	Tallahassee, FL	49-14	WTBS*	-
	West Virginia	Jacksonville, FL	31-12	ABC*	Gator
1983	Louisiana State	Baton Rouge, LA	40-35	ABC	-
	Louisville	Tallahassee, FL	51- 7	WTBS*	-
	Florida	Gainesville, FL	14-53	CBS*	-
	North Carolina	Atlanta, GA	28- 3	CBS*	Peach
1984	South Carolina	Columbia, SC	26-38	ABC*	-
	Florida	Tallahassee, FL	17-27	ABC*	-
	Georgia	Orlando, FL	17-17	NBC*	Citrus

YEAR	OPPONENT	SITE	SCORE	NETWORK	BOWL
1985	Tulane	New Orleans, LA	38-12	WTBS*	-
	Nebraska	Lincoln, NE	17-13	ABC*	-
	Memphis State	Tallahassee, FL	19-10	WTBS*	-
	Auburn	Auburn, AL	28-59	WTBS*	-
	Miami	Tallahassee, FL	27-35	ABC	-
	South Carolina	Tallahassee, FL	56-14	ESPN*	-
	Oklahoma State	Jacksonville, FL	34-23	ABC*	Gator
1986	Nebraska	Lincoln, NE	17-34	ABC*	-
	North Carolina	Tallahassee, FL	10-10	WTBS*	-
	Miami	Miami, FL	23-41	CBS*	-
	Indiana	Birmingham, AL	27-13	WTBS*	All-American
1987	Miami	Tallahassee, FL	25-26	CBS*	-
	Auburn	Auburn, AL	34- 6	CBS*	-
	Florida	Gainesville, FL	28-14	CBS*	-
1988	Nebraska	Tempe, AZ	31-28	NBC*	Fiesta
	Miami	Miami, FL	0-31	CBS*	-
	Clemson	Clemson, SC	24-21	CBS*	-
	Michigan State	Tallahassee, FL	30- 7	ESPN*	-
	South Carolina	Columbia, SC	59- 0	ESPN*	-
	Florida	Tallahassee, FL	52-17	ESPN*	-
1989	Auburn	New Orleans, LA	13- 7	ABC*	Sugar
	Southern Miss	Jacksonville, FL	26-30	WTBS*	-
	Clemson	Tallahassee, FL	23-34	ESPN*	-
	Louisiana State	Baton Rouge, LA	31-21	ESPN*	-
	Auburn	Tallahassee, FL	22-14	ESPN*	-
	Miami	Tallahassee, FL	24-10	ESPN*	-
	Florida	Gainesville, FL	24-17	ESPN*	-
	Nebraska	Tempe, AZ	41-17	NBC*	Fiesta
1990	Miami	Miami, FL	22-31	CBS*	-
	Auburn	Auburn, AL	17-20	ESPN*	-
	Louisiana State	Tallahassee, FL	42- 3	WTBS*	-
	Florida	Tallahassee, FL	45-30	ESPN*	-
	Penn State	Miami, FL	24-17	Raycom*	Blockbuster
1991	Brigham Young	Anaheim, CA	44-28	Raycom*	-
	Michigan	Ann Arbor, MI	51-31	ABC*	-
	Syracuse	Tallahassee, FL	46-14	ABC	-
	Louisiana State	Baton Rouge, LA	27-16	ESPN*	-
	Miami	Tallahassee, FL	16-17	ABC*	-
	Florida	Gainesville, FL	9-14	ABC*	-
	Texas A&M	Dallas, TX	10- 2	CBS*	Cotton

YEAR	OPPONENT	SITE	SCORE	NETWORK	BOWL
1992	Clemson	Clemson, SC	24-20	ESPN*	-
	NC State	Raleigh, NC	34-13	JP Sports	-
	Miami	Miami, FL	16-19	ABC*	-
	North Carolina	Tallahassee, FL	36-13	JP Sports	-
	Georgia Tech	Atlanta, GA	29-24	ESPN*	-
	Maryland	Tallahassee, FL	69-21	JP Sports	-
	Florida	Tallahassee, FL	45-24	ABC*	-
	Nebraska	Miami, FL	27-14	NBC*	Orange
1993	Kansas	E. Rutherford, NJ	42- 0	ABC*	-
	Clemson	Tallahassee, FL	57- 0	JP Sports	-
	North Carolina	Chapel Hill, NC	33- 7	ESPN*	-
	Georgia Tech	Tallahassee, FL	51- 0	ABC	-
	Miami	Tallahassee, FL	28-10	ABC*	-
	Virginia	Tallahassee, FL	40-14	ESPN*	-
	Maryland	College Park, MD	49-20	JP Sports	-
	Notre Dame	South Bend, IN	24-31	NBC*	-
	NC State	Tallahassee, FL	62- 3	ESPN*	-
	Florida	Gainesville, FL	33-21	ABC*	-
	Nebraska	Miami, FL	18-16	NBC*	Orange
1994	Virginia	Tallahassee, FL	41-17	ABC	-
	Maryland	College Park, MD	52-20	JP Sports	-
	North Carolina	Tallahassee, FL	31-18	ESPN*	-
	Miami	Miami, FL	20-34	ESPN*	-
	Clemson	Tallahassee, FL	17- 0	JP Sports	-
	Duke	Tallahassee, FL	59-20	JP Sports	-
	Georgia Tech	Atlanta, GA	41-10	JP Sports	-
	Notre Dame	Orlando, FL	23-16	ABC*	-
	NC State	Raleigh, NC	34- 3	ESPN*	-
	Florida	Tallahassee, FL	31-31	ABC*	-
	Florida	New Orleans, LA	23-17	ABC*	Sugar
1995	Duke	Orlando, FL	70-26	ABC	-
	Clemson	Clemson, SC	45-26	ABC*	-
	NC State	Tallahassee, FL	77-17	JP Sports	-
	Miami	Tallahassee, FL	41-17	ESPN*	-
	Georgia Tech	Tallahassee, FL	42-10	ABC	-
	Virginia	Charlottesville, VA	28-33	ESPN*	-
	North Carolina	Chapel Hill, NC	28-12	JP Sports	-
	Maryland	Tallahassee, FL	59-17	JP Sports	-
	Florida	Gainesville, FL	24-35	ABC	-
	Notre Dame	Miami, FL	31-26	CBS*	Orange

* denotes national television



FSU TELEVISION APPEARANCES

YEAR	OPPONENT	SITE	SCORE	NETWORK	BOWL
1996	Duke	Tallahassee, FL	44-7	ABC	-
	NC State	Raleigh, NC	51-17	ESPN*	-
	North Carolina	Tallahassee, FL	13-0	ABC	-
	Clemson	Tallahassee, FL	34-3	ESPN*	-
	Miami	Miami, FL	34-16	CBS*	-
	Virginia	Tallahassee, FL	31-24	ABC	-
	Georgia Tech	Atlanta, GA	49-3	ESPN*	-
	Wake Forest	Orlando, FL	44-7	JP Sports	-
	Southern Miss	Tallahassee, FL	54-14	ESPN2*	-
	Maryland	Miami, FL	48-10	ABC	-
	Florida	Tallahassee, FL	24-21	ABC*	-
	Florida	New Orleans, LA	20-52	ABC*	Sugar
1997	USC	Los Angeles	14-7	ABC*	-
	Maryland	Tallahassee, FL	50-7	ABC	-
	Clemson	Clemson, SC	35-28	ABC	-
	Miami	Tallahassee, FL	47-0	ABC	-
	Duke	Durham, NC	51-27	JP	-
	Georgia Tech	Tallahassee, FL	38-0	ABC	-
	Virginia	Charlottesville, VA	47-21	ESPN*	-
	NC State	Tallahassee, FL	48-35	ABC	-
	North Carolina	Chapel Hill, NC	20-3	ESPN*	-
	Wake Forest	Tallahassee, FL	58-7	JP	-
	Florida	Gainesville, FL	29-32	CBS*	-
	Ohio State	New Orleans, LA	31-14	ABC*	Sugar
1998	Texas A&M	E. Rutherford, NJ	23-14	ABC*	-
	NC State	Raleigh, NC	7-24	ABC	-
	Duke	Tallahassee, FL	62-13	Sunshine	-
	USC	Tallahassee, FL	30-10	ABC	-
	Maryland	College Park, MD	24-10	Sunshine	-
	Miami	Miami, FL	26-14	CBS	-
	Clemson	Tallahassee, FL	48-0	ESPN*	-
	Georgia Tech	Atlanta, GA	34-7	ESPN*	-
	North Carolina	Tallahassee, FL	39-13	ESPN*	-
	Virginia	Tallahassee, FL	45-14	ABC	-
	Wake Forest	Winston-Salem, NC	24-7	ESPN2*	-
	Florida	Tallahassee, FL	23-12	ABC*	-
	Tennessee	Tempe, AZ	16-23	ABC*	Fiesta
1999	Louisiana Tech	Tallahassee, FL	41-7	ESPN2*	-
	Georgia Tech	Tallahassee, FL	41-35	ABC*	-
	NC State	Tallahassee, FL	42-11	ABC	-
	North Carolina	Chapel Hill, NC	42-10	ABC	-
	Duke	Jacksonville, FL	51-23	JP	-
	Miami	Tallahassee, FL	31-21	ABC*	-
	Wake Forest	Tallahassee, FL	33-10	Sunshine	-
	Clemson	Clemson, SC	17-14	ESPN*	-
	Virginia	Charlottesville, VA	35-10	ESPN*	-
	Maryland	Tallahassee, FL	49-10	ABC	-
	Florida	Gainesville, FL	30-23	CBS*	-
	Virginia Tech	New Orleans, LA	46-29	ABC*	Sugar
2000	BYU	Jacksonville, FL	29-3	ABC*	-
	Georgia Tech	Atlanta, GA	26-21	ABC*	-
	North Carolina	Tallahassee, FL	63-14	ABC	-
	Louisville	Tallahassee, FL	31-0	ESPN2*	-
	Maryland	College Park, MD	59-7	ESPN*	-
	Miami	Miami, FL	24-27	CBS*	-
	Duke	Tallahassee, FL	63-14	Sunshine	-
	Virginia	Tallahassee, FL	37-3	ABC	-
	NC State	Raleigh, NC	58-14	ESPN*	-
	Clemson	Tallahassee, FL	54-7	ESPN*	-
	Wake Forest	Winston-Salem, NC	35-6	Sunshine	-
	Florida	Tallahassee, FL	30-7	ABC*	-
	Oklahoma	Miami, FL	2-13	ABC*	Orange

YEAR	OPPONENT	SITE	SCORE	NETWORK	BOWL
2001	Duke	Durham, NC	55-13	Sunshine	-
	UAB	Tallahassee, FL	29-7	ESPN2*	-
	North Carolina	Chapel Hill, NC	9-41	ABC	-
	Wake Forest	Tallahassee, FL	48-24	Sunshine PPV	-
	Miami	Tallahassee, FL	27-49	ABC*	-
	Virginia	Charlottesville, VA	43-7	ESPN*	-
	Maryland	Tallahassee, FL	52-31	ABC	-
	Clemson	Clemson, SC	41-27	ABC	-
	NC State	Tallahassee, FL	28-34	ABC	-
	Florida	Gainesville, FL	13-37	CBS*	-
	Georgia Tech	Tallahassee, FL	28-17	ESPN*	-
	Virginia Tech	Jacksonville, FL	30-17	NBC*	Gator
2002	Iowa State	Kansas City, MO	38-31	Fox*	-
	Virginia	Tallahassee, FL	40-19	ABC	-
	Maryland	College Park, MD	37-10	ESPN*	-
	Duke	Tallahassee, FL	48-17	Sunshine	-
	Louisville	Louisville, KY	20-26	ESPN*	-
	Clemson	Tallahassee, FL	48-31	ESPN*	-
	Miami	Miami, FL	27-28	ABC*	-
	Notre Dame	Tallahassee, FL	24-34	ABC*	-
	Wake Forest	Winston-Salem, NC	34-21	ESPN2*	-
	Georgia Tech	Atlanta, GA	21-13	ABC	-
	North Carolina	Tallahassee, FL	40-14	ABC	-
	NC State	Raleigh, NC	7-17	ABC	-
	Florida	Tallahassee, FL	31-14	ABC	-
	Georgia	New Orleans, LA	13-26	ABC*	Sugar
2003	North Carolina	Chapel Hill, NC	37-0	ABC*	-
	Maryland	Tallahassee, FL	35-10	ESPN2*	-
	Georgia Tech	Tallahassee, FL	14-13	ABC*	-
	Colorado	Tallahassee, FL	47-7	ABC	-
	Duke	Durham, NC	56-7	Sunshine PPV	-
	Miami	Tallahassee, FL	14-22	ABC*	-
	Virginia	Charlottesville, VA	19-14	ESPN*	-
	Wake Forest	Tallahassee, FL	48-24	ABC	-
	Notre Dame	South Bend, IN	37-0	NBC*	-
	Clemson	Clemson, SC	10-26	ESPN*	-
	NC State	Tallahassee, FL	50-44	ABC	-
	Florida	Gainesville, FL	38-34	CBS	-
	Miami	Miami, FL	14-16	ABC*	Orange
2004	Miami	Miami, FL	10-16	ABC*	-
	UAB	Tallahassee, FL	34-7	ESPN2*	-
	Clemson	Tallahassee, FL	41-22	ABC	-
	North Carolina	Tallahassee, FL	38-16	ESPN2*	-
	Syracuse	Syracuse, NY	17-13	ESPN2*	-
	Virginia	Tallahassee, FL	36-3	ESPN*	-
	Wake Forest	Winston-Salem, NC	20-17	ABC	-
	Maryland	College Park, MD	17-20	ABC	-
	Duke	Tallahassee, FL	29-7	PPV	-
	NC State	Raleigh, NC	17-10	ESPN*	-
	Florida	Tallahassee, FL	13-20	ESPN*	-
	West Virginia	Jacksonville, FL	30-18	NBC*	Gator
2005	Miami	Tallahassee, FL	10-7	ABC*	-
	The Citadel	Tallahassee, FL	62-10	ESPNU	-
	Boston College	Chestnut Hill, MA	28-17	ESPN*	-
	Syracuse	Tallahassee, FL	38-14	ABC	-
	Wake Forest	Tallahassee, FL	41-24	JP	-
	Virginia	Charlottesville, VA	21-26	ESPN*	-
	Duke	Durham, NC	55-24	ESPN*	-
	Maryland	Tallahassee, FL	35-27	ABC	-
	NC State	Tallahassee, FL	15-20	ABC	-
	Clemson	Clemson, NC	14-35	ESPN*	-
	Florida	Gainesville, FL	7-34	CBS*	-
	Virginia Tech	Jacksonville, FL	27-22	ABC*	-
	Penn State	Miami, FL	(3of) 23-26	ABC*	Orange



YEAR	OPPONENT	SITE	SCORE	NETWORK	BOWL
2006	Miami	Miami, FL	13-10	ESPN*	-
	Clemson	Tallahassee, FL	20-27	ESPN*	-
	Rice	Tallahassee, FL	55-7	ESPN*	-
	NC State	Raleigh, NC	20-24	ESPN*	-
	Boston College	Tallahassee, FL	19-24	ABC	-
	Maryland	College Park, MD	24-27	ESPN2*	-
	Virginia	Tallahassee, FL	33-0	LFS	-
	Wake Forest	Tallahassee, FL	0-30	ABC	-
	Florida	Tallahassee, FL	14-21	ABC	-
	UCLA	San Francisco, CA	44-27	ESPN*	Emerald
2007	Clemson	Clemson, SC	18-24	ESPN*	-
	UAB	Tallahassee, FL	34-24	ESPN*	-
	Colorado	Boulder, CO	16-6	ESPN*	-
	Alabama	Jacksonville, FL	21-14	CBS*	-
	NC State	Tallahassee, FL	27-10	ABC	-
	Wake Forest	Winston-Salem, NC	21-24	ESPN*	-
	Miami	Tallahassee, FL	29-37	ABC	-
	Duke	Tallahassee, FL	25-6	ESPN*	-
	Boston College	Chestnut Hill, MA	27-17	ABC	-
	Virginia Tech	Blacksburg, VA	21-40	ABC	-
	Maryland	Tallahassee, FL	24-16	LFS	-
	Florida	Gainesville, FL	12-45	CBS*	-
	Kentucky	Nashville, TN	28-35	ESPN*	Music City
2008	Chattanooga	Tallahassee, FL	46-7	ESPNU*	-
	Wake Forest	Tallahassee, FL	3-12	ESPN2*	-
	Colorado	Jacksonville, FL	39-21	ABC	-
	Miami	Miami, FL	41-39	ABC	-
	NC State	Raleigh, NC	26-17	ESPN*	-
	Virginia Tech	Tallahassee, FL	30-20	ABC	-
	Georgia Tech	Atlanta, GA	28-31	ABC/ESPN*	-
	Clemson	Tallahassee, FL	41-27	ABC/ESPN*	-
	Boston College	Tallahassee, FL	17-27	ABC*	-
	Maryland	College Park, MD	37-3	ESPN*	-
	Florida	Tallahassee, FL	15-45	ABC/ESPN2*	-
	Wisconsin	Orlando, FL	42-13	ESPN*	Champ Sports
2009	Miami	Tallahassee, FL	34-38	ESPN*	-
	Jacksonville State	Tallahassee, FL	19-9	ESPN 360	-
	Brigham Young	Provo, Utah	54-28	Versus*	-
	USF	Tallahassee, FL	7-17	ESPNU*	-
	Boston College	Chestnut Hill, NC	21-28	ABC	-
	Georgia Tech	Tallahassee, FL	49-44	ESPN2*	-
	North Carolina	Chapel Hill, NC	30-27	ESPN*	-
	NC State	Tallahassee, FL	45-42	Raycom	-
	Clemson	Clemson, SC	24-40	ESPN*	-
	Wake Forest	Winston-Salem, NC	41-28	ESPNU*	-
	Maryland	Tallahassee, FL	29-26	Raycom	-
	Florida	Gainesville, FL	10-37	CBS*	-
	West Virginia	Jacksonville, FL	33-21	CBS*	Gator Bowl
2010	Samford	Tallahassee, FL	59-6	ESPNU*	-
	Oklahoma	Norman, OK	17-47	ABC/ESPN2*	-
	BYU	Tallahassee, FL	34-10	ESPNU*	-
	Wake Forest	Tallahassee, FL	31-0	ABC	-
	Virginia	Charlottesville, VA	33-14	Raycom	-
	Miami	Miami, FL	45-17	ABC*	-
	Boston College	Tallahassee, FL	24-19	ESPN*	-
	NC State	Raleigh, NC	28-24	ESPN*	-
	Clemson	Tallahassee, FL	16-13	ABC*	-
	Maryland	College Park, MD	30-16	ABC	-
	Florida	Tallahassee, FL	31-7	ABC/ESPN*	-
	Virginia Tech	Charlotte, NC	44-33	ESPN*	-
	South Carolina	Atlanta, GA	26-17	ESPN*	Chick-fil-A
2011	Louisiana-Monroe	Tallahassee, FL	34-0	ESPNU*	-
	Charleston Southern	Tallahassee, FL	62-10	ESPN3	-
	Oklahoma	Tallahassee, FL	13-23	ABC*	-
	Clemson	Clemson, SC	30-35	ABC*	-
	Wake Forest	Winston-Salem, NC	30-35	ACC Network	-
	Duke	Durham, NC	41-16	RSN	-
	Maryland	College Park, MD	24-19	ABC/ESPN2*	-
	NC State	Tallahassee, FL	28-24	ESPNU*	-
	Boston College	Chestnut Hill, NC	16-13	ESPN*	-
	Miami	Tallahassee, FL	23-19	ABC/ESPN*	-
	Virginia	Tallahassee, FL	13-14	ESPN2*	-
	Florida	Gainesville, FL	21-7	ESPN2*	-
	Notre Dame	Orlando, FL	18-14	ESPN*	Champs Sports

* denotes national television





SEMINOLE PRODUCTIONS



Anyone who has visited the second floor broadcast facilities in the Moore Athletics Center has seen them - the two very large, yet overcrowded trophy cases in the Seminole Productions area. That's because each and every year, Florida State's Seminole Productions is recognized for excellence. With an experienced, award-winning staff and talented students, Seminole Productions is viewed as a leader in sports production, graphics, and corporate video. Recently ESPN executives visited the state of the art SP facility and were so impressed, that they set in motion the groundwork to form a strategic partnership with Seminole Productions. ESPN has asked Seminole Productions to produce both live events and show programming for their sports network. In late 2011 and early 2012, Seminole Productions produced three live FSU men's basketball games and also seven live FSU baseball games for ESPN.

Established in 1987, Seminole Productions handles virtually every video production need for Florida State Athletics. It produces the Jimbo Fisher, Leonard Hamilton, Sue Semrau and Mike Martin TV shows, as well as Seminole Sports Magazine and contracted shows for Sun Sports/Fox

Sports Florida. Seminole Productions also provides all of the production elements for Seminole Vision, the in-game entertainment productions for all Florida State football, basketball and baseball home contests, in addition to providing visual communication support for the government and other agencies throughout the State of Florida. Creating the perfect blend of high-tech wizardry with outstanding Seminole sports action is a big part of what Seminole Productions is all about

Over the years, Seminole Productions has won over 70 national and international awards in a variety of production and graphics categories. It was recognized for its work with Florida State athletics on both TV programs and for content running on FSU's Big Screen displays. In 2011 producer D.D. Garbarino was nominated for an Emmy Award for Seminole Gametime: Women's Basketball. The program featured an outstanding behind-the-scenes look at the FSU women's team as they participated in the NCAA postseason.

Seminole Productions has also established itself as a leader in stereo 3D (S3D) video production while producing Florida State football's highlight video in S3D. FSU is the only school in the nation to have their football highlights in S3D. Executive Director Mark Rodin continues to test the boundaries of S3D with experimentation in other sports and various programming. Seminole Productions has partnered with several industry leaders in broadcast production to test and evaluate S3D equipment, while seeking new techniques and applications.



SEMINOLE PRODUCTIONS STAFF



Mark Rodin
Executive Director



Jim Garbarino
Associate Director
of Video Operations



D.D. Garbarino
Producer



Jerry Tootle
Producer/Director



Greg Christopher
Web Video Coordinator/
Producer




Eric Frey
Video Operations/
Mevagision



Rob Levine
Production Support
Director




Jeff Levine
Production Assistant



Chris Ruth
Editor



Brad Blonar
Editor



Heath Belser
Producer/Editor



Sarah Miller
Producer



Tim Fordyce
Project Development/
Producer



2012 Preview BY THE NUMBERS

8

Where senior defensive end Brandon Jenkins ranks on the FSU career lists for quarterback sacks (21.5) and tackles for loss (36.5) entering his final season.

12

Combined career interceptions by veteran FSU cornerbacks Greg Reid (7) and Xavier Rhodes (5) entering the season, to go along with 41 combined career passes defended.

15.1

Points per game allowed by the FSU defense in 2011, which ranked fourth among all NCAA Division I programs.

98

Tackles for loss by the Seminole defense last season, resulting in 447 negative yards for the opposition. FSU returns defenders who were responsible for 78 of those stops behind the line.

121

Florida State quarterback EJ Manuel closed the 2011 regular season with 121 pass attempts without an interception. Manuel's streak covered the final five games of the season when the Seminoles compiled a 4-1 record. The school record for attempts without an interception is 270, set by Drew Weatherford in 2007.

313

Number of punt return yards needed by senior Greg Reid to eclipse Deion Sanders as Florida State's all-time leader. Reid enters the year with 1,117 yards, while Sanders holds the school mark of 1,429.

326

Senior kicker Dustin Hopkins' career scoring total of 326 points is good for a share of fifth all-time in the ACC, along with former Seminole Scott Bentley. Hopkins is on track to eclipse the ACC scoring record of 393 points, held by Maryland's Nick Novak (2001-04). The FSU school record is also 393 points, set by Derek Schmidt (1984-87).

420

Total career starts amassed by those on the 2012 Florida State roster.

.860

The percentage of points the Seminoles return this season – 344 out of 398 – from the 2011 squad. FSU lost only one player – WR Bert Reed (30) – who scored more than six points last year.



Brandon Jenkins



Bjoern Werner



Lamarcus Joyner

2012

PREVIEW



Rodney Smith



Xavier Rhodes



In two seasons under Jimbo Fisher's direction, the Florida State football program has established a framework for success. The Seminoles have built a deep and talented roster by reeling in consecutive recruiting classes which have ranked among the nation's best, then set out to maximize that roster's potential with a rigorous regimen of physical and mental training.

As the 2012 season unfolds, the Seminoles are bent on fulfilling their potential by maximizing production and achieving at the highest level with greater consistency. Fisher's program has been building for this opportunity, plotting its course with 19 victories - including a pair of bowl wins and consecutive state titles - over the past two seasons, which serve as benchmarks.

History has shown that experience and defense matters and the Seminoles are long on both counts. FSU returns 19 starters - eight offense, nine defense and two specialists - who were on the field when the Seminoles closed the 9-4 2011 season with an 18-14 Champs Sports Bowl win over Notre Dame. Quarterback EJ Manuel triggers an offense that is long on weaponry at receiver and athletically improved along the offensive line.

More importantly, FSU must replace only three defensive starters from a unit that ranked fourth nationally in total defense (275.0 ypg) and scoring defense (15.08 ppg) and second against the run (82.7 ypg). Matching or improving on that production will go a long way as the 'Noles attempt to reclaim the Atlantic Coast Conference and become a player on the BCS National Championship scene, where dominant defenses have set the stage for title runs.

2012 SEASON PREVIEW

FSU OFFENSE

QUARTERBACKS

- **EJ Manuel** is literally and figuratively the face of the Seminoles' offense. After two seasons of extensive and successful understudy work, he grabbed the reins in 2011 and guided the team to nine victories in 11 starts, completing 65.3 percent of his pass attempts. His 18 touchdowns with just eight interceptions marked a dramatic improvement in efficiency as well. Entering his senior season with 13 starting victories - a .765 winning percentage - and a significant hand in three consecutive bowl wins, Manuel has demonstrated his ability to lead. Strong-armed and mobile, he is quickly ascending the career top 10 lists in virtually every category. He enters the year with an active streak of 121 pass attempts without an interception, which covered the final five games of the 2011 season, when the 'Noles went 4-1.
- Redshirt sophomore **Clint Trickett** earned his first playing time in 2011 filling in when Manuel was injured against No. 1 Oklahoma. Any doubt that he could lead the team was settled when he passed for 336 yards and three touchdowns in a narrow ACC road loss at Clemson.
- **Jacob Coker** enters his redshirt freshman season off a solid spring, when he competed with Trickett for back-up honors. Strong-armed and surprisingly nimble for his size, Coker is the likely No. 3 as the season begins, with a solid handle on the playbook. That provides him with a leg up on highly-touted incoming freshman **Jameis Winston**, who was the nation's top-rated dual-threat quarterback of the 2012 senior class and **Sean Maguire**, one of the top prospects out of the northeast.

RUNNING BACKS

- Returning five of the top six backs is more a necessity than a commodity for an FSU offense that has adopted a spread-the-wealth approach to carrying the ball in Fisher's system. Not only do the 'Noles return 1,073 rushing yards (74 percent), but also the players who carried the ball over the goal line for 18 of the team's 20 ground scores.
- Sophomore **Devonta Freeman** is back after producing the fifth-best rushing season (579 yards) by a freshman in school history. His productivity included a team-high eight touchdowns on the ground, to go along with 15 receptions.

- Senior **Chris Thompson**, who was FSU's most dynamic playmaker out of the backfield in 2010, returns for his final campaign after missing most of 2011 with a back injury. In 2010, he led the team with 845 rushing yards and a whopping 6.3 yards per carry average, aided by three touchdowns of 70 yards or longer.
- While Freeman and Thompson are small in stature, the Seminoles have a pair of big-back options at the tailback slot as well. Sophomore **James Wilder Jr.** (6-2, 220) was effective in limited action in 2011, moving the pile at the clip of 4.6 yards per carry on 35 totes. Freshman **Mario Pender** (6-0, 190) enrolled in January and saw substantial action throughout spring practice.
- **Lonnie Pryor** enters his senior season as the Seminoles' most proven fullback, whose versatility and production ranks among the best in the program's history. Beyond bone-crunching blocks at the point of attack, Pryor has piled up 15 career touchdowns - 10 rushing and five receiving. Senior **Debrale Smiley**, junior **Chad Abram** and redshirt freshman **Eric Beverly** provide depth at the fullback spot.

RECEIVERS

- In two seasons, Florida State has completely rebuilt its receiving corps to the point that it now ranks as one of the deepest positions on the roster. The Seminoles return six of their top seven wideouts from 2011, including four players coming off 400-plus yard seasons. Collectively that group combined for 157 receptions for 2,680 yards (17.1 ypc) and 17 touchdowns.
- Coming off one of the finest freshman campaigns in school history, sophomore **Rashad Greene** figures to be a staple in the FSU attack. The MVP of the Champs Sports Bowl win over Notre Dame, Greene led the team with 596 yards and seven TD receptions - despite missing four games due to injury.
- Senior **Rodney Smith**, a 6-foot-6 outside target, has 1,016 yards and seven touchdown receptions on his career resume. With size and speed to stretch the field, Smith creates match-up difficulties, which the 'Noles have been able to exploit.



EJ Manuel

- In two seasons, junior **Kenny Shaw** has developed a reputation for coming up with tough catches in tight quarters. A precise route-runner, Shaw was one of four 'Noles with four or more touchdown receptions in 2011 and already has 70 career catches.
- As a redshirt freshman, **Christian Green's** 17.3 yards per catch led all Seminoles with 20 or more receptions. A converted high school quarterback, Green caught 26 balls for 450 yards last season.
- Juniors **Greg Dent** and **Jarred Haggins**, similar in size and stature, have been productive, complementary contributors the past two seasons - roles that could expand.
- The Seminoles will add a pair of sizeable additions to the receiving corps mix with the return of redshirt junior **Willie Haulstead** (6-3, 233) and the debut of redshirt freshman **Kelvin Benjamin** (6-6, 238) to the unit. Haulstead missed all of last season with a head injury after leading the 'Noles in 2010 with six TD receptions and 38 catches for 587 yards. Benjamin sat out last season but was a dominant force throughout spring practice.



Rashad Greene

TIGHT ENDS

- As a true freshman, **Nick O'Leary** flashed the toughness and sure-handedness the FSU coaching staff expected when they landed the highly-touted recruit. By the midway mark in the season, O'Leary had entrenched himself as the Seminoles' No. 1 tight end, a role he carries into 2012 after collecting 12 receptions for 164 yards and one touchdown – numbers sure to improve moving forward.
- The Seminoles' experience at tight end begins and ends with O'Leary. The preseason depth chart includes junior **Dan Hicks**, a productive and athletic defensive end who crossed over to offense in the spring, and redshirt sophomore **Will Tye**. Neither has a career reception or significant game experience at the position. That could open the door for incoming freshman **Christo Kourtzidis** to get into the mix.

OFFENSIVE LINE

- The future of Florida State's offensive line may have revealed itself in the Champs Sports Bowl, when the Seminoles sent four freshmen into the starting lineup, shaken by graduating senior tackle **Zebrie Sanders**. After a shaky start, the youngsters – guards **Josue Matias** and **Tre' Jackson**, center **Austin Barron** and right tackle **Bobby Hart** – settled in and stymied Notre Dame's active defensive front.
- Collectively, FSU's projected starting lineup averages 310 pounds a man. Not only would that be the Seminoles largest line in years, but perhaps also its most athletic.
- As the Seminoles emerged from the spring, a new face had joined the projected offensive line fray. Former defensive tackle **Cameron Erving**, a gifted athlete and productive, run-stuffing reserve, was drawing rave reviews for his work at left tackle. A redshirt sophomore with a huge frame (6-5, 315) and upside, Erving is expected to fill the void created by Sanders' departure for the NFL.
- While nothing is set in stone, massive sophomores **Matias** (6-5, 320) and **Jackson** (6-4, 328) are poised to make their second career starts in the 2012 season-opener. **Barron** (6-3, 295) is the veteran among the sophomores, with three career starts at center entering the new year.
- The right tackle spot may well fall to the veteran of the unit – redshirt junior **Bryan Stork** (6-4, 312). **Stork** has 14 career starts to his credit, including 10 last season between the center and guard positions, but has yet to start at tackle. His experience, intelligence and tenacity adds depth to go along with **Bobby Hart** (6-5, 318), an nine-game starter as a true freshman.

2012 SEASON PREVIEW FSU OFFENSE

- For the first time since line coach **Rick Trickett** arrived prior to the 2007 season, he will have the kind of depth necessary to fill voids and strengthen the unit when the need arises. Redshirt junior **Garrett Faircloth** (6-7, 302), a six-game starter at right guard last season, can step in at either guard or tackle now that he's recovered from hip surgery. Senior **Jacob Fahrenkrug** (6-4, 324) started all 12 regular season games last season at either guard or center and can fill several roles. Senior transfer **Daniel Glauser** (6-6, 322), a junior college All-American, worked extensively at left tackle behind Erving in the spring and is a viable option as well. Another junior college standout in **Menelik Watson** (6-6, 320) joins the unit in the fall.



FSU Offensive Line

2012 SEASON PREVIEW FSU DEFENSE

DEFENSIVE TACKLE/ NOSE GUARD

- The emergence of the Seminoles' defense as one of the nation's elite in 2011 began – as it does with all outstanding units - with its interior line. The collective efforts of a deep rotation, not only to hold the point of attack, but penetrate into the backfield as well, was instrumental in a rushing defense that limited opposing backs to a nation-leading 2.35 yards per carry. Not only did the 'Noles rank second nationally in rushing defense (82.7 ypg), their ability to occupy blocks freed up FSU's furious pass rushers.
- A pair of seniors return in 2012 to provide presence and productivity in the first wave from a deep segment. Defensive tackles **Everett Dawkins** and **Anthony "Amp" McCloud** provide the perfect complementary skill set in the middle. In 13 starts last season, **Dawkins** registered 25 tackles, including three behind the line and two sacks, to go along with an interception, three passes batted down and three quarterback hurries. **McCloud**, who holds the point of attack in the middle, also registered 25 tackles, including five behind the line of scrimmage.
- One of the keys to FSU's interior defense is its ability to inject fresh faces into the rotation without a fall-off. Sophomore **Timmy Jernigan** earned freshman All-America honors after leading all interior linemen with 30 tackles, including six for lost yardage. Junior **Demonte McAllister** has demonstrated a knack for penetrating into the backfield throughout his career and is coming off an outstanding spring, which figures to provide a springboard to a big season.
- Senior **Jacobbi McDaniel**, who was in the midst of an outstanding season when it was cut short by a season-ending ankle injury at Duke, is slated to back up **McCloud**. **McDaniel** has been a fixture in the lineup since arriving as a freshman. Redshirt freshman **Nile Lawrence-Stample**, a 280-pound linebacker in high school who now tips the scale around 300, is ready to make his Seminole debut. Off-injured senior **Moses McCray**, who has started at various points in his career, is quite capable of contributing as well.

- FSU added several potential impact signees in the spring who could also get into the mix, including the nation's top-rated tackle, **Eddie Goldman** and one of the top tackles out of the state of Alabama in **Justin Shanks**.

DEFENSIVE ENDS

- In an era where quarterbacks are getting the ball out of their hands quicker than ever, Florida State continues its tradition of producing pass-rushing ends who are capable of changing the game. After leading the nation with 48 sacks in 2010, the 'Noles tacked on 40 more in 2011 at a clip of 3.08 per game, which was good for a share of eighth nationally. Equally important, FSU's ends also played an active role in its second-ranked run-stuffing unit.
- All-ACC senior **Brandon Jenkins** enters his final season as one of the nation's elite ends after leading the 'Noles with 12 tackles for loss and eight sacks among his 41 stops in 2011. Capable of playing with his hand on the ground or dropping into coverage, **Jenkins** ranks eighth in FSU history in sacks and tackles for loss from his right end spot.
- Junior left end **Bjoern Werner** was equally effective from the other side. Blessed with a relentless motor and the strength of an interior lineman, **Werner** closed his first season as a starter with 37 stops, including 11 for loss and seven sacks, while racking up an unfathomable nine passes defended – eight break-ups and an interception. The Berlin, Germany native also picked up a pair of fumbles, returning one for a score against Clemson.
- **Cornelius Carradine** quietly authored a rock-solid junior season behind **Jenkins**. The former JUCO National Defensive Player of the Year contributed 38 tackles to the cause, as he came on strong over the final half of the year, and added eight tackles for loss and 5.5 sacks.
- With **Dan Hicks'** move to tight end, the 'Noles will also look to get some productive reps from a group that includes redshirt freshman **Giorgio Newberry** and senior **Toshmon Stevens**, but heralded signee **Mario Edwards Jr.** will get a long look as a potential contributor in the preseason, as will classmate **Chris Casher**.

LINEBACKERS

- The coaching staff must find a way to replace graduated weakside linebacker **Nigel Bradham**, the first 'Nole to lead the team in tackles for three consecutive seasons since **Marvin Jones**. The first step came in the spring when junior **Christian Jones** slid over from the strong side spot he held down last season. **Jones'** move also opened the door for former safety **Nick Moody** to bring his hard-hitting persona closer to the line of scrimmage as the likely successor on the strong side. How those changes play out, around middle linebackers **Telvin Smith** and **Vince Williams** – who split repetitions last season – will play a major role in FSU's defensive effectiveness.
- **Jones** has all the makings of a perfect fit to succeed **Bradham**. Tall and rangy, with the speed to play in space, he should be freed up to significantly increase his quietly effective 2011 totals. A year ago he registered 56 stops and also led the team with a pair of forced fumbles.
- Limited by injury last season, **Moody** is ready to return to his 2010 form, when he amassed 79 tackles which ranked third on the team. Not only is the senior a ferocious hitter, he also has experience in coverage, which should help him make the transition to the strong side spot.



Everett Dawkins

2012 SEASON PREVIEW
FSU DEFENSE

LINEBACKERS (CONT.)

- Smith (6-3, 209) and Williams (6-1, 245) are a contrast in both size and playing style. Blessed with a great burst and a knack for finding the ball, Smith put up 42 tackles in a reserve role, highlighted by eight tackles for loss (three sacks) and shared the team lead with two fumble recoveries. Williams, who made 12 starts in the middle, piled up a career-high 54 tackles as a prototypical in-the-box stopper.
- The Seminoles remain especially thin in the linebacker corps with redshirt sophomore **Nigel Terrell** and redshirt freshman **Terrance Smith** listed as the backups on the outside, which could open the door for newcomers **Ukeme Eligwe** and **Reggie Northrup**.

SECONDARY

- For the second consecutive season, defensive coordinator **Mark Stoops'** secondary emerged as the most improved segment on the field, and there's ample evidence that the group can collectively continue that ascent. Despite the loss of cornerback **Mike Harris** and safety **Terrance Parks**, the 'Noles have a wealth of experience. Returning corners **Greg Reid** and **Xavier Rhodes**, second-year strong safety **Lamarcus Joyner** – a second-team All-ACC pick – and free safety **Terrence Brooks**, who steps up from a reserve role, make up a formidable starting unit. Collectively they helped limit opponents to 15 touchdown receptions – seven of which came in consecutive losses to Clemson and Wake Forest.
- In Reid and Rhodes, a senior and junior, respectively, the Seminoles have arguably the top cornerback tandem in the ACC. Fearless from his field corner position, Reid has collected seven career interceptions and 27 passes defended. Rhodes (6-2, 205) locks down the boundary

- corner and is both outstanding in run support (101 career tackles/85 solos), but also has 17 passes defended, including five interceptions in just two seasons.
- FSU's secondary improvement in 2011 can be directly traced to the decision to move the diminutive Joyner (5-8, 193) from cornerback to strong safety. Not only did his significant ball skills – team-best four interceptions – pay off, he also pitched in 54 tackles. Brooks' stock steadily climbed throughout last season and he parlayed a strong spring into the starting nod at free safety. In limited action he registered six passes defended; none bigger than his first career interception – an end zone snare – to seal FSU's bowl win over Notre Dame.
- There's a significant drop-off in game experience for the corner and safety reserves, where redshirt freshman **Keelin Smith** and sophomore **Nick Waisome** are the backups at corner, while sophomores **Tyler Hunter** and **Karlos Williams** are joined by redshirt freshman **Lamarcus Brutus** at the two safety spots. Incoming freshmen **Colin Blake**, **Ronald Darby** and **P.J. Williams** could all get long looks to see if they are ready to contribute early in the rotation.

2012 SEASON PREVIEW
FSU SPECIAL TEAMS

SPECIALISTS

- After fielding arguably the nation's best special teams segment in 2011, the Seminoles must fill one substantial hole in 2012 following the departure of All-America punter **Shawn Powell** to the NFL. Fortunately, the 'Noles still have 2011 Groza Award finalist and senior **Dustin Hopkins** handling all of the kicking duties, while **Dax Dellenbach** returns for his third season as the deep snapper. Then there's the return game, where **Greg Reid** remains one of the most dangerous punt returners in the country, while **Karlos Williams** leads a long list of quality kickoff return candidates.
- With three outstanding seasons behind him, Hopkins is poised to become the most prolific kick scorer in Florida State and ACC history. His 326 career points rank fifth in ACC history, putting both the league and school records of 393 well within reach. Furthermore, his experience, leg strength and versatility on kickoffs will no doubt lend a hand in light of kickoff rule changes in 2012.
- Reid is fast closing on **Deion Sanders'** school record for punt return yardage and like Prime Time, has a knack for making the big play when the ball is in his hands, with three career touchdown returns to his credit. His most likely backup is sophomore **Rashad Greene**, who is equally slippery if no less dynamic.
- The kickoff return duties could be handled by committee. Williams averaged 23.2 yards per return as a freshman and flirted with several game-breakers, while **Lamarcus Joyner** led the team with a whopping 30.5 average. The addition of national class sprinter/wide receiver **Marvin Bracy** could also prove helpful.
- Replacing Powell will be no small feat. Not only did the first consensus All-America punter in school history lead the nation with a 47.0 average and pin opponents inside their own 20 40-percent of the time, he also handled all of the holding chores. Freshman **Cason Beatty** was signed to fill the void and was the beneficiary of enrolling in time to participate in spring practice. He could be pushed by walk-on **Dillon Kidd**. The holding duties will likely fall to redshirt sophomore **Chris Revell**.



Dustin Hopkins

Team Breakdown

Basic Offense: Multiple | Basic Defense: 4-3

Letterwinners

Returning: 69	Lost: 19
Offense: 32	Offense: 12
Defense: 33	Defense: 6
Special Teams: 4	Special Teams: 1

Starters Returning (19)

Offense (8)

WR	Rodney Smith
RT	Bobby Hart
LG	Jacob Fahrenkrug
RG	Garrett Faircloth
C	Bryan Stork
QB	EJ Manuel
RB	Devonta Freeman
FB	Lonnie Pryor

Defense (9)

DE	Brandon Jenkins
DE	Bjoern Werner
DT	Anthony McCloud
DT	Everett Dawkins
LB	Christian Jones
LB	Vince Williams
CB	Greg Reid
CB	Xavier Rhodes
S	Lamarcus Joyner

Special Teams (2)

PK	Dustin Hopkins
DS	Dax Dellenbach

Starters

Returning: 19	Lost: 7
Offense: 8	Offense: 3
Defense: 9	Defense: 3
Special Teams: 2	Special Teams: 1

Starters Lost (7)

Offense (3)

WR	Bert Reed
RT	Zebrie Sanders
TE	Beau Reliford

Defense (3)

WLB	Nigel Bradham
CB	Mike Harris
S	Terrance Parks

Special Teams (1)

P	Shawn Powell
---	--------------



Lamarcus Joyner

Returning Statistical Leaders

RUSHING	G	ATT	YDS	AVG	TD	YPG
Devonta Freeman	12	128	579	4.8	8	48.2
James Wilder Jr.	12	35	160	4.6	1	13.3

PASSING	G	PE	A-C-INT	PCT.	YARDS	TDS	YPG
EJ Manuel	12	151.2	203-331-8	65.3	2666	18	222.2
Clint Trickett	9	160.8	44-72-4	61.1	675	7	75.0

RECEIVING	REC.	YARDS	AVG.	TDS
Rashad Greene	38	596	15.7	7
Rodney Smith	36	561	15.6	4
Kenny Shaw	34	418	12.3	4

TACKLES	TOTAL	TFL	SACKS	INT	PBU	FC-FR
Christian Jones	56 (33-23)	6.0-20	3.0-16	0	2	1-2
Lamarcus Joyner	54 (38-16)	2.0-7	1.0-3	4	3	0-0
Vince Williams	54 (30-24)	5.0- 18	2.0-14	1	3	0-0



A CLOSER LOOK AT THE 'NOLES

Players By State/Hometown

Florida (87)

Belle Glade: Kelvin Benjamin, Greg Dent, Henry Orelus; **Blountstown:** Cory Cox; **Cape Coral:** Adam Holup; **David Tyrell:** Mario Pender; **Coral Springs:** Donald Chenault; **Davenport:** Karlos Williams, Vince Williams; **Deerfield Beach:** Dillon Kidd; **DeLand:** Trey Pettis; **Dunnellon:** Terrence Brooks; **Fort Lauderdale:** Austin Barron, Dax Dellenbach, Lamarcus Joyner, Nile Lawrence-Stample, Peter Ciappetta, Drew Zloch; **Fort Pierce:** Giorgio Newberry, Keelin Smith; **Fort Walton Beach:** Cody Jay; **Greenville:** Jacobbi McDaniel, Chris Thompson; **Groveland:** Nick Waisome; **Jacksonville:** Eric Beverly, Kory Burnett, Sean Hector, Derrick Mitchell, Jonathan Wallace, Reggie Northrup, Jermaine Washington; **Jupiter:** Philip Doumar; **Lake City:** Timmy Jernigan; **Lakeland:** Chad Abram, Jarred Haggins; **Lauderhill:** Bobby Hart; **Lithia:** Will Burnham; **Miami:** Terrance Carey, Ruben Carter, Devonta Freeman, Xavier Pryce, Xavier Rhodes, Rodney Smith; **Miami Gardens:** Rashad Gholston; **Miramar:** Owen Harris; **Monticello:** Shayne Broxsie; **Naples:** Zac Rittberg; **Navarre:** Sterling Lovelady; **Ocala:** P.J. Williams; **Okeechobee:** Lonnie Pryor; **Orange Park:** Chris Wiggins; **Orlando:** Jonathan Akanbi, Kenny Shaw; **Marvin Bracy:** **Palm Beach:** Nick O'Leary; **Palmetto:** Ethan Gilbert; **Panama City:** Ridge Read; **Pensacola:** Joe Harmon, Anthony Porterfield; **Pomona Park:** Toshmon Stevens; **St. John's:** Jared Hayes; **Port St. Lucie:** Lamarcus Brutus, Ryan DiMarco; **St. Petersburg:** Dorian Earley; **Rockledge:** Dorsey Moore; **Sanford:** Jonathan Johnson, Donovan Todd; **Tallahassee:** Josh Gehres, Brandon Jenkins, Chris Revell, Austin Stowers, Clint Trickett; **Tampa:** Chris Brown, Christian Green, Demonte McAllister, Moses McCray, Frank Nicholas, Rhonne Sanderson, James Wilder, Jr.; **Titusville:** Willie Haulstead; **Vero Beach:** Bryan Stork; **Wellington:** Ryan Alicea; **Weston:** Kendall Fullington; **Winter Garden:** Sean Tidmus; **Winter Park:** Christian Jones

Georgia (14)

Albany: Rashad Greene; **Brunswick:** Garrett Faircloth; **Decatur:** Terrance Smith; **Jesup:** Tre' Jackson; **Moultrie:** Cameron Erving; **Norcross:** Parker Conley; **Peachtree City:** Derek Williams; **Stone Mountain:** Ukeme Eligwe; **Thomasville:** Anthony McCloud, Debrale Smiley; **Valdosta:** Gerald Demps, Tyler Hunter, Greg Reid, Telvin Smith

Texas (3)

Denton: Mario Edwards Jr.; **Houston:** Dustin Hopkins; **San Antonio:** Colin Blake

Alabama (5)

Helena: Nigel Terrell; **Hueytown:** Jameis Winston; **Mobile:** Jacob Coker, Chris Casher; **Pratville:** Justin Shanks

California (1)

Orange: Christo Kourtzidis

Maryland (1)

Oxon Hill: Ronald Darby

Mississippi (2)

Oxford: Dan Hicks **Terry:** Nathan Slater

New Jersey (3)

Paramus: Daniel Foose; **Union City:** Josue Matias; **Sparta:** Sean Maguire

Ohio (1)

Cincinnati: Cornelius Carradine

South Carolina (2)

Duncan: Justin Bright; **Spartanburg:** Everett Dawkins

Virginia (1)

Virginia Beach: EJ Manuel

Connecticut (1)

Middletown: Will Tye

Minnesota (1)

Robbinsdale: Jacob Fahrenkrug

North Carolina (1)

Charlotte: Cason Beatty

Pennsylvania (1)

Wyncote: Nick Moody

Washington, D.C (1)

Eddie Goldman

United Kingdom(1)

Manchester: Menelik Watson

Germany (1)

Berlin: Bjorn Werner

Russia (1)

Moscow: Alexey Goloubev

Switzerland (1)

Rheinfelden: Daniel Glauser

Players By Major

Accounting: Bjorn Werner

Biology: Alexey Goloubev, Peter Ciappetta

Business: Cason Beatty, Jacob Coker, Will Burnham, Sean Hector, Dillon Kidd, Derrick Mitchell, Nathan Slater, Nick Vignone, Jermaine Washington, Colin Blake, Christo Kourtzidis, Sean Maguire, Justin Shanks

Business Administration: Josh Gehres (Graduate Program)

Civil Engineering: Ethan Gilbert

Criminology: Chad Abram, Gerald Demps, Sterling Lovelady, Demonte McAllister, Jacobbi McDaniel, Kenny Shaw, Toshmon Stevens, Joseph Harmon, Shayne Broxsie, Cameron Erving, Nigel Terrell, Jarred Haggins, Tre Jackson, Anthony McCloud, Terrence Brooks, Christian Green, Rodney Smith, Owen Harris, EJ Manuel, Maxx Moore, Chris Revell, Sean Tidmus, Ronald Darby, Ukeme Eligwe, Marvin Bracy, EJ Manuel (2nd Degree), Everett Dawkins (2nd Degree)

Communications: Debrale Smiley (2nd Degree)

Economics: Andrew Zloch

Editing, Writing, and Media: Lamarcus Joyner, Donovan Todd

Engineering, Chemical and Biomedical: Jameis Winston

English: Jared Hayes

Environmental Science: Dorian Early, Derek Williams

Family and Consumer Sciences: Menelik Watson

Finance: Justin Bright, Ryan DiMarco, Rashad Greene, Chris Brown

Hospitality: Vince Williams (2nd degree)

Hospitality and Tourism Management: Everett Dawkins (2nd Degree)

Humanities: Jonathan Akanbi

Information Computer Technology: Austin Barron

Information Technology: Austin Stowers

Interdisciplinary Social Science: Cornelius Carradine, Willie Haulstead, Ty Jones, Ja'Baris Little, Moses McCray, Nick Moody, Will Secord, David Spurlock, Kelvin Benjamin, Eric Beverly, Lamarcus Brutus, Donald Chenault, Dax Dellenbach, Greg Dent, Ryan DiMarco, Devonta Freeman, Rashad Gholston, Daniel Glauser, Greg Reid, Nick Waisome, Will Tye, James Wilder, Jr., Karlos Williams, Telvin Smith, Trey Pettis, Clint Trickett, Lonnie Pryor, Dan Hicks, Henry Orelus, Xavier Rhodes, Blake Snider, Keelin Smith, Timmy Jernigan, Cory Cox, Mario Pender, David Tyrell, Tyler Hunter, Xavier Pryce

Integrated Marketing Communication: Jonathan Johnson (Graduate Program)

International Affairs: Daniel Foose, Dustin Hopkins (Graduate Program)

Management: Ridge Read, Glenn Hall Jr.

Marketing: Chris Wiggins

Nutrition: Anthony Porterfield

Political Science: Trey Sumner, Ryan Alicea, Frank Nicholas, Zac Rittberg

Professional Golf Management: Nick O'Leary

Psychology: Bobby Hart, Kendall Fullington, Cody Jay

Risk Management & Insurance: Phillip Doumar

Sociology: Jacob Fahrenkrug, Garrett Faircloth, Xavier Pryce, Vince Williams, Brandon Jenkins, Debrale Smiley, Tyler Hunter, Bryan Stork

Sport Management: Christian Jones, Chris Thompson, Jonathan Wallace, Parker Conley, Kory Burnett, Ruben Carter, Terrance Smith, Nile Lawrence-Stample, Giorgio Newberry, Anthony McCloud, (2nd degree), Adam Holup, EJ Manuel (2nd Degree), Josue Matias, Dorsey Moore, Chris Thompson, Dorsey Moore, Anthony McCloud (2nd Degree), Chris Casher, Eddie Goldman, Reggie Northrup, P.J. Williams

Players By Birthday

January

2 Shayne Broxsie
2 Ronald Darby
6 Josue Matias
6 Eddie Goldman
6 Jameis Winston
8 Keelin Smith
12 Moses McCray
13 Anthony Porterfield
17 Jarred Haggins
19 David Tyrell
21 Terrence Carey
24 Eric Beverly
25 Mario Edwards Jr.
25 Austin Stowers
29 Nick Moody

February

1 Garrett Faircloth
1 Derrick Mitchell
2 Donald Chenault
5 Kelvin Benjamin
9 Brandon Jenkins
10 Lamarcus Brutus
11 Jonathan Wallace
11 Josh Gehres
14 Jared Hayes
14 Drew Zloch
18 Cornelius Carradine
18 Christian Jones
21 Chris Wiggins
22 Lonnie Pryor
23 Demonte McAllister
26 Derek Williams

March

2 Terrence Brooks
5 Toshmon Stevens
11 Dorian Early
11 Sean Maguire
11 Dorsey Moore
11 Rodney Smith
13 Zac Rittberg
15 Devonta Freeman
19 EJ Manuel
19 Clint Trickett
20 Nick Waisome
24 Tyler Hunter
30 Kendall Fullington

April

3 Joe Harmon
11 Telvin Smith
13 Dax Dellenbach
14 Terrance Parks
14 James Wilder, Jr.
26 Cory Cox
27 Ukeme Eligwe

May

1 Kenny Shaw
3 Terrance Smith
4 Karlos Williams
8 Chris Revell
12 Kory Burnett
15 Ridge Read
22 Chad Abram

June

1 P.J. Williams
4 Sean Hector
5 Greg Dent
11 Trey Pettis
13 Everett Dawkins
14 Dillon Kidd
19 Xavier Rhodes

July

2 Philip Doumar
14 Nile Lawrence-Stample
14 Sterling Lovelady
17 Xavier Pryce
18 Ethan Gilbert
31 Owen Harris

August

4 Jacob Coker
6 Anthony McCloud
8 Parker Conley
9 Cason Beatty
9 Christian Green
10 Christo Kourtzidis
14 Willie Haulstead
21 Bobby Hart
23 Cameron Erving
27 Jonathan Johnson
28 Trey Sumner
30 Bjorn Werner
31 Nick O'Leary

September

8 Greg Reid
10 Gerald Demps
16 Cody Jay
17 Ryan DiMarco
20 Jermaine Washington
23 Rashad Greene
24 Timmy Jernigan

October

1 Dustin Hopkins
3 Justin Bright
3 Frank Nicholas
5 Jonathan Akanbi
8 Jacobbi McDaniel
10 Alexey Goloubev
17 Reggie Northrup
18 Jacob Fahrenkrug
19 Austin Barron
19 Colin Blake
20 Justin Shanks
20 Chris Thompson
26 David Spurlock
27 Sean Tidmus
28 Nathan Slater

November

4 Debrale Smiley
7 Peter Ciappetta
14 Will Tye
15 Bryan Stork
26 Giorgio Newberry
27 Henry Orelus
27 Lamarcus Joyner

December

1 Ruben Carter
3 Ryan Alicea
7 Rashad Gholston
7 Dan Hicks
14 Tre' Jackson
15 Daniel Foose
15 Marvin Bracy
16 Nigel Terrell
21 Chris Brown
22 Menelik Watson
27 Jonathan Johnson
27 Vince Williams
30 Chris Casher
30 Maxx Moore
30 Mario Pender





2012 NUMERICAL ROSTER

Alphabetical Roster

NO	NAME	POS
41	Chad Abram	FB
38	Jonathan Akanbi	DB
58	Ryan Alicea	LB
62	Austin Barron	OL
38	Cason Beatty	P
1	Kelvin Benjamin	WR
29	Eric Beverly	RB
30	Colin Blake	DB
10	Marvin Bracy	WR
3	Justin Bright	S
31	Terrence Brooks	DB
27	Chris Brown	RB
98	Shayne Broxsie	DE
42	Lamarcus Brutus	DB
36	Kory Burnett	S
45	Will Burnham	RB
21	Chris Casher	DE
91	Cornelius Carradine	DE
65	Ruben Carter	OL
49	Donald Chenault	LB
53	Peter Ciappetta	LB
14	Jacob Coker	QB
35	Parker Conley	P
47	Cory Cox	S
13	Ronald Darby	DB
93	Everett Dawkins	DL
64	Dax Dellenbach	DS
23	Gerald Demps	S
15	Greg Dent	WR
30	Ryan DiMarco	FB
75	Philip Doumar	DS
54	Dorian Earley	LB
15	Mario Edwards, Jr.	DE
16	Ukeme Eligwe	LB
75	Cameron Erving	OL
60	Jacob Fahrenkrug	OG
76	Garrett Faircloth	OT
72	Daniel Foose	OL
8	Devonta Freeman	RB
40	Kendall Fullington	CB
19	Josh Gehres	WR
13	Rashad Gholston	WR
23	Ethan Gilbert	QB
67	Daniel Glauser	OL
81	Eddie Goldman	DT
77	Alexey Goloubev	DE
89	Christian Green	WR
80	Rashad Greene	WR
12	Jarred Haggins	WR
46	Joe Harmon	LB
41	Owen Harris	DB
51	Bobby Hart	OL
82	Willie Haulstead	WR
33	Jared Hayes	DB
79	Sean Hector	DE
6	Dan Hicks	TE
69	Adam Holup	DT
18	Dustin Hopkins	K
1	Tyler Hunter	DB
54	Tre' Jackson	OL
68	Cody Jay	OL
4	Brandon Jenkins	DE
8	Timmy Jernigan	DT

NO	NAME	POS	HT	WT	CL	HOMETOWN/HIGH SCHOOL
1	Kelvin Benjamin	WR	6-6	238	r-FR	Belle Glade, Fla./Glades Central
1	Tyler Hunter	DB	6-0	190	SO	Valdosta, Ga./Lowndes County
3	Justin Bright	DB	6-1	197	r-JR	Duncan, S.C./Byrnes
3	EJ Manuel	QB	6-5	240	r-SR	Virginia Beach, Va./Bayside
4	Brandon Jenkins	DE	6-3	260	SR	Tallahassee, Fla./Florida High
4	Chris Thompson	RB	5-8	187	SR	Greenville, Fla./Madison County
5	Greg Reid	DB	5-8	188	SR	Valdosta, Ga./Lowndes County
5	Jameis Winston	QB	6-4	201	FR	Hueytown, Ala./Hueytown HS
6	Dan Hicks	TE	6-4	259	r-JR	Oxford, Miss./Oxford
6	Nick Waisome	DB	5-10	180	SO	Groveland, Fla./South Lake HS
7	Christian Jones	LB	6-4	240	JR	Winter Park, Fla./Lake Howell
7	Mario Pender	RB	6-0	190	FR	Cape Coral, Fla./Island Coast
8	Devonta Freeman	RB	5-8	209	SO	Miami, Fla./Miami Central
8	Timmy Jernigan	DT	6-3	303	SO	Lake City, Fla./Columbia
9	Clint Trickett	QB	6-2	180	r-SO	Tallahassee, Fla./North Florida Christian
9	Karlos Williams	DB	6-2	230	SO	Davenport, Fla./Ridge Community
10	Marvin Bracy	WR	5-9	172	FR	Orlando, Fla./Boone HS
10	Nick Moody	LB	6-2	242	r-SR	Wyncote, Pa./Roman Catholic
11	Sean Maguire	QB	6-3	200	FR	Sparta, N.J./Seton Hall Prep
11	Vince Williams	LB	6-2	247	r-SR	Davenport, Fla./Ridge Community
12	Jarred Haggins	WR	6-1	187	JR	Lakeland, Fla./Lakeland
12	Reggie Northrup	LB	6-2	218	FR	Jacksonville, Fla./First Coast HS
13	Ronald Darby	DB	5-11	187	FR	Oxon Hill, Md./Potomac
13	Rashad Gholston	WR	5-10	167	JR	Miami Gardens, Fla./Miramar
14	Jacob Coker	QB	6-5	230	r-FR	Mobile, Ala./St. Paul's Episcopal
14	Drew Zloch	K	5-8	175	r-SO	Ft. Lauderdale, Fla./Cardinal Gibbons HS/Case Western Reserve University
15	Greg Dent	WR	5-11	198	JR	Belle Glade, Fla./Glades Central
15	Mario Edwards, Jr.	DE	6-4	295	FR	Denton, Texas/Ryan HS
16	Ukeme Eligwe	LB	6-3	228	FR	Stone Mountain, Ga./Stone Mountain HS
16	Dorsey Moore	QB	6-4	205	FR	Rockledge, Fla./Martins Ferry HS (Ohio)
18	Dustin Hopkins	K	6-2	190	SR	Houston, Texas/Clear Lake
19	Josh Gehres	WR	6-3	205	r-JR	Tallahassee, Fla./Lincoln
20	Lamarcus Joyner	DB	5-8	195	JR	Ft. Lauderdale, Fla./St. Thomas Aquinas
21	Chris Casher	DE	6-4	251	FR	Mobile, Ala./Davidson HS
21	Debrale Smiley	RB	5-11	230	r-SR	Thomasville, Ga./Thomas Co. Central/Itawamba CC
22	Ridge Read	QB	5-11	190	r-JR	Panama City, Fla./Liberty County
22	Telvin Smith	LB	6-3	215	JR	Valdosta, Ga./Lowndes County
23	Gerald Demps	DB	5-10	197	r-JR	Valdosta, Ga./Lowndes County
23	Ethan Gilbert	QB	5-11	188	JR	Palmetto, Fla./Palmetto HS/University of Miami
24	Lonnie Pryor	RB	6-0	229	SR	Okeechobee, Fla./Okeechobee
24	Terrance Smith	LB	6-3	215	r-FR	Decatur, Ga./Southwest DeKalb
26	P.J. Williams	DB	6-2	192	FR	Ocala, Fla./Vanguard HS
27	Chris Brown	RB	6-0	210	r-FR	Tampa, Fla./Cambridge Christian
27	Xavier Rhodes	DB	6-2	209	r-JR	Miami, Fla./Norland
28	Nigel Terrell	LB	6-1	235	r-SO	Helena, Ala./Pelham
29	Eric Beverly	RB	5-9	234	r-FR	Jacksonville, Fla./First Coast
29	Dillon Kidd	P	6-1	217	r-FR	Deerfield Beach, Fla./Milford Academy (NY)/North Broward Prep
30	Colin Blake	DB	6-3	190	FR	San Antonio, Texas/Brandeis HS
30	Ryan DiMarco	FB	5-10	223	JR	Port St. Lucie, Fla./John Carroll
31	Terrence Brooks	DB	5-11	196	JR	Dunnellon, Fla./Dunnellon
32	Sean Tidmus	LB	6-0	230	SO	Winter Garden, Fla./Ocoee
32	James Wilder Jr.	RB	6-2	226	SO	Tampa, Fla./Plant
33	Jared Hayes	DB	6-0	170	FR	St. Johns, Fla./Creekside
33	Xavier Pryce	DB	5-10	189	r-JR	Miami, Fla./Parkway Academy
35	Parker Conley	P	6-5	210	SO	Norcross, Ga./Norcross
35	Nick O'Leary	TE	6-4	245	SO	Palm Beach, Fla./Dwyer
36	Kory Burnett	DB	6-0	205	r-JR	Jacksonville, Fla./Bartram Trail
36	Jermaine Washington	WR	5-8	192	r-FR	Jacksonville, Fla./Wolfson
37	Keelin Smith	DB	6-3	187	r-FR	Fort Pierce, Fla./Treasure Coast
37	Austin Stowers	WR	5-8	170	JR	Tallahassee, Fla./Lincoln
38	Jonathan Akanbi	DB	6-1	197	r-SO	Orlando, Fla./Edgewater
38	Cason Beatty	P	6-3	231	FR	Charlotte, N.C./Olympic
39	Donovan Todd	DB	5-11	195	JR	Sanford, Fla./Seminole High
39	Chris Wiggins	TE	6-2	195	JR	Orange Park, Fla./Orange Park HS/UCF



2012 NUMERICAL ROSTER

NO	NAME	POS	HT	WT	CL	HOMETOWN/HIGH SCHOOL
40	Kendall Fullington	DB	5-11	170	SO	Weston, Fla./Cypress Bay
41	Chad Abram	FB	6-0	235	JR	Lakeland, Fla./Kathleen
41	Owen Harris	DB	6-0	170	JR	Miramar, Fla./Miramar HS/Tallahassee CC
42	Lamarcus Brutus	DB	6-0	198	r-FR	Port St. Lucie, Fla./Treasure Coast
43	Frank Nicholas	LS	5-10	188	JR	Tampa, Fla./Plant
43	Anthony Porterfield	TE	6-3	238	JR	Pensacola, Fla./Escambia
44	Will Tye	TE	6-3	260	r-SO	Middletown, Conn./Salisbury
44	Derek Williams	P	6-1	192	SO	Peachtree City, Ga./Stars Mill
45	Will Burnham	RB	6-0	185	FR	Lithia, Fla./Newsome
45	Nathan Slater	DE	6-2	225	FR	Terry, Miss./Saint Andrew's Episcopal
46	Joe Harmon	LB	6-2	210	JR	Pensacola, Fla./Tate
46	Jonathan Johnson	TE	6-7	268	SR	Sanford, Fla./Seminole
47	Cory Cox	LB	6-1	221	SR	Blountstown, Fla./Blountstown/North Alabama
48	Maxx Moore	K	5-10	166	r-FR	Fort Myers, Fla./Bishop Verot
49	Donald Chenault	LB	6-2	200	SO	Coral Springs, Fla./St. Thomas Aquinas
51	Bobby Hart	OL	6-5	318	SO	Ft. Lauderdale, Fla./St. Thomas Aquinas
51	Giorgio Newberry	DE	6-6	278	r-FR	Fort Pierce, Fla./Fort Pierce Central
52	Bryan Stork	OL	6-4	312	r-JR	Vero Beach, Fla./Vero Beach
53	Sterling Lovelady	OL	6-2	298	SO	Navarre, Fla./Navarre HS
53	Peter Ciappetta	LB	6-2	205	FR	Ft. Lauderdale, Fla./Cardinal Gibbons HS
54	Tre' Jackson	OL	6-5	328	SO	Jesup, Ga./Wayne County
54	Dorian Earley	LB	6-2	215	JR	Saint Petersburg, Fla./Saint Petersburg
55	Jacobbi McDaniel	DT	6-1	292	SR	Greenville, Fla./Madison County
56	Derrick Mitchell	DT	6-5	320	r-FR	Jacksonville, Fla./First Coast
56	Trey Pettis	OL	6-5	342	r-FR	DeLand, Fla./DeLand
58	Ryan Alicea	LB	6-1	210	FR	Wellington, Fla./Wellington
59	Henry Orelus	OL	6-3	328	r-JR	Belle Glade, Fla./Glades Central
60	Jacob Fahrenkrug	OL	6-4	324	SR	Robbinsdale, Minn./Cooper HS/North Dakota St. College
62	Austin Barron	OL	6-3	295	SO	Ft. Lauderdale, Fla./St. Thomas Aquinas
64	Dax Dellenbach	DS	6-2	235	SR	Ft. Lauderdale, Fla./No. Broward Prep/Auburn
65	Ruben Carter	OL	6-5	294	r-FR	Miami, Fla./Jackson
67	Daniel Glauser	OL	6-6	322	SR	Rheinfelden, Switzerland/N.M. Military Institute
68	Cody Jay	OL	6-2	275	SO	Ft. Walton Beach, Fla./Choctawhatchee HS/USF
69	Adam Holup	DT	5-11	280	SO	Cape Coral, Fla./Ida S. Baker
69	Chris Revell	DS	6-1	198	JR	Tallahassee, Fla./Chiles
70	Josue Matias	OL	6-5	320	SO	Union City, N.J./Union City
71	Menelik Watson	OL	6-7	320	JR	Manchester, England/Saddleback College (Calif.)
72	Daniel Foose	OL	6-6	296	r-SO	Paramus, N.J./Catholic
74	Jonathan Wallace	OL	6-7	290	r-JR	Jacksonville, Fla./Lee
75	Cameron Erving	OL	6-5	315	r-SO	Moultrie, Ga./Colquitt County
75	Philip Doumar	DS	6-1	214	r-JR	Jupiter, Fla./Jupiter
76	Garrett Faircloth	OL	6-7	302	r-JR	Brunswick, Ga./Bolles (Fla.)
76	Trey Sumner	DE	6-2	215	SR	Jacksonville, Fla./Bartram Trail
77	Alexey Goloubev	DE	6-4	235	r-FR	Moscow, Russia/Dr. Phillips (Fla.)/UCF
79	Sean Hector	DE	6-3	219	SO	Jacksonville, Fla./Bishop Kenny HS/Tallahassee CC
80	Rashad Greene	WR	6-0	170	SO	Albany, Ga./St. Thomas Aquinas (Fla.)
81	Eddie Goldman	DT	6-4	324	FR	Washington, D.C./Friendship Collegiate Academy
81	Kenny Shaw	WR	5-11	170	JR	Orlando, Fla./Dr. Phillips
82	Willie Haulstead	WR	6-3	230	r-JR	Titusville, Fla./Titusville
83	Christo Kourtzidis	TE	6-4	240	FR	Orange, Calif./Lutheran HS
84	Rodney Smith	WR	6-6	219	SR	Miami, Fla./Archbishop Carroll
86	Zac Rittberg	WR	6-2	209	r-SO	Naples, Fla./Gulf Coast
87	David Tyrrell	WR	6-3	194	SO	Cape Coral, Fla./Mariner
89	Christian Green	WR	6-2	205	r-SO	Tampa, Fla./Catholic
90	Moses McCray	DT	6-2	318	r-SR	Tampa, Fla./Hillsborough
91	Cornellius Carradine	DE	6-5	265	SR	Cincinnati, Ohio/Taft HS/Butler CC
92	Anthony McCloud	DT	6-2	322	r-SR	Thomasville, Ga./Thomas Co. Central/Itawamba CC
93	Everett Dawkins	DT	6-2	306	r-SR	Spartanburg, S.C./Byrnes
94	Justin Shanks	DT	6-3	340	FR	Prattville, Ala./Prattville HS
95	Bjoern Werner	DE	6-4	265	JR	Berlin, Germany/Salisbury (Conn.)
96	Toshmon Stevens	DE	6-5	250	r-SR	Pomona Park, Fla./Crescent City
97	Demonte McAllister	DT	6-2	290	r-JR	Tampa, Fla./Alonso
98	Shayne Broxsie	DE	6-2	275	SR	Monticello, Fla./Jefferson County
99	Nile Lawrence-Stample	DT	6-2	312	r-FR	Fort Lauderdale, Fla./Nova

Alphabetical Roster

NO	NAME	POS
46	Jonathan Johnson	TE
7	Christian Jones	LB
20	Lamarcus Joyner	S
29	Dillon Kidd	P
83	Christo Kourtzidis	TE
99	Nile Lawrence-Stample	DT
53	Sterling Lovelady	OL
11	Sean Maguire	QB
3	EJ Manuel	QB
70	Josue Matias	OL
97	Demonte McAllister	DL
92	Anthony McCloud	DT
90	Moses McCray	DT
55	Jacobbi McDaniel	DT
56	Derrick Mitchell	DT
10	Nick Moody	LB
16	Dorsey Moore	QB
48	Maxx Moore	K
51	Giorgio Newberry	DE
43	Frank Nicholas	LS
12	Reggie Northrup	LB
35	Nick O'Leary	TE
59	Henry Orelus	OG
7	Mario Pender	RB
56	Trey Pettis	OL
43	Anthony Porterfield	TE
33	Xavier Pryce	DB
24	Lonnie Pryor	RB
22	Ridge Read	QB
5	Greg Reid	CB
69	Chris Revell	DS
27	Xavier Rhodes	CB
86	Zac Rittberg	WR
94	Justin Shanks	DT
81	Kenny Shaw	WR
45	Nathan Slater	DE
21	Debrale Smiley	RB
37	Keelin Smith	DB
84	Rodney Smith	WR
22	Telvin Smith	LB
24	Terrance Smith	LB
96	Toshmon Stevens	DE
52	Bryan Stork	OG
37	Austin Stowers	WR
76	Trey Sumner	LB
28	Nigel Terrell	LB
4	Chris Thompson	RB
32	Sean Tidmus	LB
9	Clint Trickett	QB
44	Will Tye	TE
87	David Tyrrell	WR
6	Nick Waisome	CB
74	Jonathan Wallace	OT
36	Jermaine Washington	WR
71	Menelik Watson	OL
95	Bjoern Werner	DE
39	Chris Wiggins	TE
32	James Wilder Jr.	RB
44	Derek Williams	P
9	Karlos Williams	DB
26	P.J. Williams	DB
11	Vince Williams	LB
5	Jameis Winston	QB
14	Drew Zloch	K



2012 PRESEASON DEPTH CHART

Offense

Pos.	No.	Player	HT	WT	CL.	Hometown
QB	3	EJ Manuel	6-5	240	r-Sr.	Virginia Beach, Va.
	9	Clint Trickett	6-2	180	r-So.	Tallahassee, Fla.
	14	Jacob Coker	6-5	230	r-Fr.	Mobile, Ala.
TB	4	Chris Thompson	5-8	187	Sr.	Greenville, Fla.
or	32	James Wilder Jr.	6-2	226	So.	Tampa, Fla.
or	8	Devonta Freeman	5-8	209	So.	Miami, Fla.
	7	Mario Pender	6-0	190	Fr.	Cape Coral, Fla.
FB	24	Lonnie Pryor	6-0	229	Sr.	Okeechobee, Fla.
	21	Debrale Smiley	5-11	230	r-Sr.	Thomasville, Ga.
	41	Chad Abram	6-0	235	Jr.	Lakeland, Fla.
Z-WR	84	Rodney Smith	6-6	219	Sr.	Miami, Fla.
	15	Greg Dent	5-11	198	Jr.	Belle Glade, Fla.
	1	Kelvin Benjamin	6-6	238	r-Fr.	Belle Glade, Fla.
LT	75	Cameron Erving	6-5	315	r-So.	Moultrie, Ga.
	67	Daniel Glauser	6-6	322	Sr.	Rheinfelden, Sweden
LG	70	Josue Matias	6-5	320	So.	Union City, N.J.
	60	Jacob Fahrenkrug	6-4	324	Sr.	Robbinsdale, Minn.
	56	Trey Pettis	6-5	342	r-Fr.	DeLand, Fla.
C	62	Austin Barron	6-3	295	So.	Fort Lauderdale, Fla.
	53	Sterling Lovelady	6-2	298	So.	Navarre, Fla.
RG	54	Tre' Jackson	6-5	328	So.	Jessup, Ga.
	76	Garrett Faircloth	6-7	302	r-Jr.	Brunswick, Ga.
	65	Ruben Carter	6-5	294	r-Fr.	Miami, Fla.
RT	52	Bryan Stork	6-4	312	r-Jr.	Vero Beach, Fla.
	51	Bobby Hart	6-5	318	So.	Lauderhill, Fla.
TE	35	Nick O'Leary	6-4	245	So.	Palm Beach, Fla.
	6	Dan Hicks	6-4	259	r-Jr.	Oxford, Miss.
	44	Will Tye	6-3	260	r-So.	Middletown, Conn.
Y-WR	12	Jarred Haggins	6-1	187	Jr.	Lakeland, Fla.
or	89	Christian Green	6-2	205	r-So.	Tampa, Fla.
X-WR	80	Rashad Greene	6-0	170	So.	Albany, Ga.
	81	Kenny Shaw	5-11	170	Jr.	Orlando, Fla.
	82	Willie Haulstead	6-3	230	r-Jr.	Titusville, Fla.

Defense

Pos.	No.	Player	HT	WT	CL.	Hometown
LE	95	Bjoern Werner	6-4	265	Jr.	Berlin, Germany
	91	Cornelius Carradine	6-5	265	Sr.	Cincinnati, Ohio
	96	Toshmon Stevens	6-5	250	r-Sr.	Pomona Park, Fla.
DT	93	Everett Dawkins	6-2	306	r-Sr.	Spartanburg, S.C.
	97	Demonte McAllister	6-2	290	r-Jr.	Tampa, Fla.
	99	Nile Lawrence-Stample	6-2	312	r-Fr.	Fort Lauderdale, Fla.
DT	92	Anthony McCloud	6-2	322	r-Sr.	Thomasville, Ga.
	8	Timmy Jernigan	6-3	303	So.	Lake City, Fla.
	55	Jacobbi McDaniel	6-1	292	Sr.	Greenville, Fla.
	56	Derrick Mitchell	6-5	320	r-Fr.	Jacksonville, Fla.
RE	4	Brandon Jenkins	6-3	260	Sr.	Tallahassee, Fla.
	51	Giorgio Newberry	6-6	278	r-Fr.	Fort Pierce, Fla.
SLB	10	Nick Moody	6-2	242	r-Sr.	Wyncote, Pa.
	24	Terrance Smith	6-3	215	r-Fr.	Decatur, Ga.
MLB	11	Vince Williams	6-2	247	r-Sr.	Davenport, Fla.
or	22	Telvin Smith	6-3	215	Jr.	Valdosta, Ga.
WLB	7	Christian Jones	6-4	240	Jr.	Winter Park, Fla.
	28	Nigel Terrell	6-1	235	r-So.	Pelham, Ala.
CB	27	Xavier Rhodes	6-2	209	r-Jr.	Miami, Fla.
	37	Keelin Smith	6-3	187	r-Fr.	Fort Pierce, Fla.
	1	Tyler Hunter	6-0	190	So.	Valdosta, Ga.
SS	20	Lamarcus Joyner	5-8	195	Jr.	Fort Lauderdale, Fla.
	1	Tyler Hunter	6-0	190	So.	Valdosta, Ga.
	42	Lamarcus Brutus	6-0	198	r-Fr.	Port St. Lucie, Fla.
FS	31	Terrence Brooks	5-11	196	Jr.	Dunnellon, Fla.
	9	Karlos Williams	6-2	230	So.	Davenport, Fla.
CB	5	Greg Reid	5-8	188	Sr.	Valdosta, Ga.
	6	Nick Waisome	5-10	180	So.	Groveland, Fla.

Special Teams

Pos.	No.	Player	HT	WT	CL.	Hometown
PK	18	Dustin Hopkins	6-2	190	Sr.	Houston, Texas
KO	18	Dustin Hopkins	6-2	190	Sr.	Houston, Texas
P	38	Cason Beatty	6-3	231	Fr.	Charlotte, N.C.
	29	Dillon Kidd	6-1	217	r-Fr.	Deerfield Beach, Fla.
DS	64	Dax Dellenbach	6-2	235	Sr.	Fort Lauderdale, Fla.
	75	Philip Doumar	6-1	214	r-Jr.	Jupiter, Fla.
HO	69	Chris Revell	6-1	198	Jr.	Tallahassee, Fla.
	38	Cason Beatty	6-3	231	Fr.	Charlotte, N.C.
PR	5	Greg Reid	5-8	188	Sr.	Valdosta, Ga.
	80	Rashad Greene	6-0	170	So.	Albany, Ga.
KR	9	Karlos Williams	6-2	230	So.	Davenport, Fla.
	20	Lamarcus Joyner	5-8	195	Jr.	Fort Lauderdale, Fla.
	80	Rashad Greene	6-0	170	So.	Albany, Ga.

Start Chart

OFFENSE	Player	2011	Streak	Career
	Barron	3	1	3
	Fahrenkrug	12	-	12
	Faircloth	6	1	6
	Freeman	7	7	7
	Green	4	-	4
	Greene	3	-	3
	Haggins	1	-	1
	Hart	9	9	9
	Haulstead	-	-	5
	Jackson	1	1	1
	Manuel	11	8	17
	Matias	1	1	1
	O'Leary	2	-	2
	Orelus	-	-	4
	Pryor	8	2	16
	Shaw	3	2	3
	R. Smith	12	6	20
	Stork	10	-	14
	Thompson	2	-	8
	Trickett	2	-	2

DEFENSE

Player	2011	Streak	Career
Dawkins	13	13	27
Jenkins	13	27	27
C. Jones	13	13	13
Joyner	13	13	13
McCloud	11	7	18
McCray	-	-	11
McDaniel	2	-	18
Moody	2	-	16
Reid	9	3	23
Rhodes	10	2	24
T. Smith	1	-	1
Werner	13	13	13
V. Williams	12	8	12

SPECIAL TEAMS

Player	2011	Streak	Career
Dellenbach	13	27	27
Hopkins	13	40	40

2012 Pronunciation Guide

Austin Barron	(Bear-ron)
Cason Beatty	(Case-in Bay-tee)
Cornelius Carradine	(Carrah-dean)
Dax Dellenbach	(Dell-n-back)
Philip Doumar	(DOO-mar)
Ukeme Eligwe	(OOH-kam-may E-lee-gway)
Jacob Fahrenkrug	(Fair-en-krewg)
Devonta Freeman	(Duh-von-tay)
Josh Gehres	(Garys)
Daniel Glauser	(Glou-ser)
Rashad Greene	(Rah-shod)
Jarred Haggins	(Jair-red Hay-gins)
Christo Kourtzidis	(Crease-to Court-zee-dus)
Josue Matias	(Hoe-sway Muh-tee-us)
Demonte McAllister	(Duh-mon-tay)
Henry Orelus	(Ora-lease)
Ridge Read	(Red)
Chris Revell	(Revel - like Rebel)
Xavier Rhodes	(X-A-V-yer)
Debrale Smiley	(Da-brail)
Nigel Terrell	(Ter-Rell)
David Tyrrell	(Tye-rell)
Nick Waisome	(Way-some)
Menelik Watson	(Men-ah-lick)
Bjoern Werner	(Be-Yorn Wer-Ner)
Jameis Winston	(Jame-us)
Drew Zloch	(Zah-loche)





2012 OPPONENTS



GAME 1 MURRAY STATE

September 1, 2012 | Tallahassee, Fla.

Location:	Murray, Ky.
Stadium/Capacity:	Roy Stewart Stadium/16,800
Surface:	Field Turf
Enrollment:	10,500
Colors:	Navy and Gold
Nickname:	Racers
Athletics Director:	Allen Ward
Conference:	Ohio Valley
2011 Record:	7-4
2011 Conference Record/Finish:	5-3/4th
Media Relations Director/Football:	John Brush
Office Phone:	(270) 809-4271
Email:	jbrush@murraystate.edu
Website:	www.goracers.com
Head Coach:	Chris Hatcher
Record at Murray State:	13-9 (3 years)
Overall Record:	100-32 (13 years)
Offensive Scheme:	Spread
Defensive Scheme:	4-3
Letterwinners Returning/Lost:	45/24
Starters Returning/Lost:	12/12

2011 Results	Score
Louisville	L, 21-9
at Missouri Valley State	W, 39-0
Tennessee State	W, 58-27
at Tennessee- Martin	L, 48-26
Jacksonville State	L, 38-30
at Georgia State	W, 48-24
Eastern Illinois	W, 36-27
Eastern Kentucky	L, 34-33
at Tennessee Tech	W, 38-37
Austin Peay	W, 56-24
at Southeast Missouri State	W, 35-34

2012 Schedule
Sept. 1 at Florida State
Sept. 8 Central Arkansas
Sept. 15 at Missouri State
Sept. 22 at Eastern Illinois
Sept. 29 Tennessee Tech
Oct. 6 at Austin Peay
Oct. 12 Tennessee-Martin
Oct. 27 at Jacksonville State
Nov. 3 Tennessee State
Nov. 10 at Eastern Kentucky
Nov. 17 Southeast Missouri



GAME 2 SAVANNAH STATE

September 8, 2012 | Tallahassee, Fla.

Location:	Savannah, Ga.
Stadium/Capacity:	Ted A. Wright Stadium/Memorial Stadium/8,500
Surface:	Field Turf
Enrollment:	4,300
Colors:	Burnt Orange and Reflex Blue
Nickname:	Tigers
Athletics Director:	Sterling Steward Jr.
Conference:	Mid-Eastern Athletic Conference (Division I Championship Subdivision)
2011 Record:	1-10
2011 Conference Record/Finish:	1-7/11th
Media Relations Director/Football:	Opio Mashariki
Office Phone:	(912) 358-3430
Email:	masharik@savannahstate.edu
Website:	www.ssuathletics.com
Head Coach:	Steve Davenport
Record at Savannah State:	1-10 (1 year)
Overall Record:	1-10 (1 year)
Offensive Scheme:	Multiple
Defensive Scheme:	Multiple
Letterwinners Returning/Lost:	50/32
Starters Returning/Lost:	6/5

2011 Results	Score
Albany State	L 37-34
at Southeastern Louisiana	L, 63-6
at Appalachian State	L, 41-6
at North Carolina Central	W, 33-30
Howard	L, 34-14
at Morgan State	L, 44-17
Florida A&M	L, 47-7
Hampton	L, 22-5
Norfolk State	L, 45-3
at Bethune-Cookman	L, 59-3
South Carolina State	L, 20-10

2012 Schedule
Sept. 1 at Oklahoma State
Sept. 8 at Florida State
Sept. 22 North Carolina Central
Sept. 29 at Howard
Oct. 6 Morgan State
Oct. 13 at Florida A&M
Oct. 20 Edward Waters
Oct. 27 at Hampton
Nov. 3 at Norfolk State
Nov. 10 Bethune-Cookman
Nov. 17 at South Carolina State



GAME 3 WAKE FOREST

September 15, 2012 | Tallahassee, Fla.

Location:	Winston-Salem, N.C.
Stadium/Capacity:	BB&T Field/31,500
Surface:	Field Turf
Enrollment:	33,278
Colors:	Old Gold and Black
Nickname:	Demon Deacons
Athletics Director:	Ron Wellman
Conference:	Atlantic Coast
2011 Record:	6-7
2011 Conference Record/Finish:	5-3 3rd/Atlantic Division
2011 Bowl:	Franklin American Music City Bowl vs. Mississippi State
Media Relations Director/Football:	Steve Shutt
Office Phone:	(336) 758-5640
Cell Phone:	(336) 970-7512
Email:	shuttsj@wfu.edu
Website:	www.wakeforestsports.com
Head Coach:	Jim Grobe
Record at Wake Forest:	68-67 (11 years)
Overall Record:	101-100-1
Offensive Scheme:	Pro Set
Defensive Scheme:	4-3
Letterwinners Returning/Lost:	56/20
Starters Returning/Lost:	12/12

2011 Results	Score
at Syracuse	L (OT), 36-29
NC State	W, 34-27
Gardner-Webb	W, 48-5
at Boston College	W, 27-19
Florida State	W, 35-30
Virginia Tech	L, 38-17
at Duke	W, 24-23
at North Carolina	L, 24-17
at Clemson	L, 31-28
Maryland	W, 31-10
Vanderbilt	L, 41-7
Mississippi State*	L, 23-17

2012 Schedule
Sept. 1 Liberty
Sept. 8 North Carolina
Sept. 15 at Florida State
Sept. 22 Army
Sept. 29 Duke
Oct. 6 at Maryland
Oct. 20 at Virginia
Oct. 25 Clemson
Nov. 3 Boston College
Nov. 10 at NC State
Nov. 17 at Notre Dame
Nov. 24 Vanderbilt

* Franklin American Mortgage Music City Bowl



GAME 4 CLEMSON

September 22, 2012 | Tallahassee, Fla.

Location:	Clemson, S.C.
Stadium/Capacity:	Clemson Memorial (Death Valley)/81,500
Surface:	Natural Grass
Enrollment:	19,111
Colors:	Clemson Orange and Regalia
Nickname:	Tigers
Athletics Director:	Dr. Terry Don Phillips
Conference:	Atlantic Coast
2011 Record:	10-4
2011 Conference Record/Finish:	6-2 1st/Atlantic Division
2011 Bowl:	2012 Discover Orange Bowl vs. West Virginia
Media Relations Director/Football:	Tim Bourret
Associate SID/Football:	Brian Hennessy
Office Phone:	(864) 656-2114
Hennessy Cell Phone:	(864) 986-9046
Bourret's Email:	btimoth@clemson.edu
Hennessy's Email:	bhennes@clemson.edu
Website:	www.clemsonontigers.com
Head Coach:	Dabo Swinney
Record at Clemson:	29-19 (4 years)
Overall Record:	29-19 (4 years)
Offensive Scheme:	Multiple
Defensive Scheme:	Multiple
Letterwinners Returning/Lost:	49/23
Starters Returning/Lost:	15/9

2011 Results	Score
Troy	W, 43-19
Wofford	W, 35-27
Auburn	W, 38-24
Florida State	W, 35-30
at Virginia Tech	W, 23-3
Boston College	W, 36-14
at Mayland	W, 56-45
North Carolina	W, 59-38
at Georgia Tech	L, 31-17
Wake Forest	W, 31-28
at NC State	L, 37-13
at South Carolina	L, 34-13
Virginia Tech	W, 38-10
West Virginia#	L, 70-33

2012 Schedule
Sept. 1 Auburn @ Georgia Dome
Sept. 8 Ball State
Sept. 15 Furman
Sept. 22 at Florida State
Sept. 29 at Boston College
Oct. 6 Georgia Tech
Oct. 20 Virginia Tech
Oct. 25 at Wake Forest
Nov. 3 at Duke
Nov. 10 Maryland
Nov. 17 NC State
Nov. 24 South Carolina

*ACC Championship Game
#Discover Orange Bowl



2012 OPPONENTS



GAME 5 USF

September 29, 2012 | Tampa, Fla.

Location:	Tampa, Fla.
Stadium/Capacity:	Raymond James Stadium
Surface:	Natural Grass
Enrollment:	65,857
Colors:	Green and Gold
Nickname:	Bulls
Athletics Director:	Doug Woolard
Conference:	Big East
2011 Record:	5-7
2011 Conference Record/Finish:	1-6/T-7th
2011 Bowl:	None
Media Relations Director/Football:	Jeremy Sharpe
Office Phone:	(813) 974-4086
Email:	jwsharpe@usf.edu
Website:	www.gousfbulls.com
Head Coach:	Skip Holtz
Record at USF:	13-12 (3 years)
Overall Record:	85-62 (13 years)
Offensive Scheme:	Multiple
Defensive Scheme:	4-3
Letterwinners Returning/Lost:	45/19
Starters Returning/Lost:	15/7

2011 Results	Score
at Notre Dame	W, 23-20
Ball State	W, 37-7
Florida A&M	W, 70-17
UTEP	W, 52-24
at Pittsburgh	L, 44-17
at Connecticut	L, 16-10
Cincinnati	L, 37-34
at Rutgers	L, 20-17
at Syracuse	W, 37-17
Miami	L, 6-3
Louisville	L, 42-24
West Virginia	L, 30-27

2012 Schedule

Sept. 1	Chattanooga
Sept. 8	at Nevada
Sept. 13	Rutgers
Sept. 22	at Ball State
Sept. 29	Florida State
Oct. 6	at Temple
Oct. 20	at Louisville
Oct. 27	Syracuse
Nov. 3	Connecticut
Nov. 17	at Miami
Nov. 23	at Cincinnati
Dec. 1	Pittsburgh



GAME 6 NC STATE

October 6, 2012 | Raleigh, N.C.

Location:	Raleigh, N.C.
Stadium/Capacity:	Carter-Finley/57,583
Surface:	Natural Grass
Enrollment:	33,879
Colors:	Red and White
Nickname:	Wolfpack
Athletics Director:	Dr. Deborah A. Yow
Conference:	Atlantic Coast
2011 Record:	8-5
2011 Conference Record/Finish:	4-4
	4th/Atlantic Division
2011 Bowl:	Belk Bowl vs. Louisville
Media Relations Director/Football:	Annabelle Myers
Office Phone:	(919) 515-2101
Cell Phone:	(919) 819-8302
Email:	annabelle_myers@ncsu.edu
Website:	www.gopack.com
Head Coach:	Tom O'Brien
Record at NC State:	33-30 (5 years)
Overall Record:	108-75 (15 years)
Offensive Scheme:	Multiple
Defensive Scheme:	4-3
Letterwinners Returning/Lost:	31/21
Starters Returning/Lost:	16/8

2011 Results	Score
Liberty	W, 43-21
at Wake Forest	L, 34-27
South Alabama	W, 35-13
at Cincinnati	L, 44-14
Georgia Tech	L, 45-35
Central Michigan	W, 38-24
at Virginia	W, 28-14
at Florida State	L, 34-0
North Carolina	W, 13-0
at Boston College	L, 14-10
Clemson	W, 37-13
Maryland	W, 56-41
Louisville*	W, 31-24
*Belk Bowl	

2012 Schedule

Aug. 31	Tennessee @ Georgia Dome
Sept. 8	at Connecticut
Sept. 15	South Alabama
Sept. 22	The Citadel
Sept. 29	at Miami
Oct. 6	Florida State
Oct. 20	at Maryland
Oct. 27	at North Carolina
Nov. 3	Virginia
Nov. 10	Wake Forest
Nov. 17	at Clemson
Nov. 24	Boston College



GAME 7 BOSTON COLLEGE

October 13, 2012 | Tallahassee, Fla.

Location:	Chestnut Hill, Mass.
Stadium/Capacity:	Alumni Stadium/44,500
Surface:	Field Turf
Enrollment:	14,640
Colors:	Maroon & Gold
Nickname:	Eagles
Athletics Director:	Gene Defilippo
Conference:	Atlantic Coast
2011 Record:	4-8
2011 Conference Record/Finish:	3-5
	5th/Atlantic Division
2011 Bowl:	None
Media Relations Director/Football:	Chris Cameron
Office Phone:	(617) 552-3004
Cell Phone:	(617) 438-3896
Email:	cameroch@bc.edu
Website:	www.bceagles.com
Head Coach:	Frank Spaziani
Record at Boston College:	20-19 (3 years)
Overall Record:	20-19 (3 years)
Offensive Scheme:	Pro-style
Defensive Scheme:	4-3
Letterwinners Returning/Lost:	41/14
Starters Returning/Lost:	16/6

2011 Results	Score
Northwestern	L, 24-17
at UCF	L, 30-3
UMass	W, 45-17
Wake Forest	L, 27-19
at Clemson	L, 36-14
at Virginia Tech	L, 30-14
at Maryland	W, 28-17
Florida State	L, 38-7
NC State	W, 14-10
at Notre Dame	L, 16-14
at Miami	W, 24-17

2012 Schedule

Sept. 1	Miami
Sept. 8	Maine
Sept. 15	at Northwestern
Sept. 29	Clemson
Oct. 6	at Army
Oct. 13	at Florida State
Oct. 20	at Georgia Tech
Oct. 27	Maryland
Nov. 3	at Wake Forest
Nov. 10	Notre Dame
Nov. 17	Virginia Tech
Nov. 24	at NC State



GAME 8 MIAMI

October 20, 2012 | Miami Gardens, Fla.

Location:	Coral Gables, Fla.
Stadium/Capacity:	Sun Life Stadium/74,916
Surface:	Natural Grass
Enrollment:	15,629
Colors:	Orange, Green and White
Nickname:	Hurricanes
Athletics Director:	Shawn M. Eichorst
Conference:	Atlantic Coast
2011 Record:	6-6
2011 Conference Record/Finish:	3-5
	5th/Coastal Division
2011 Bowl:	None
Media Relations Director/Football:	Chris Freet
Office Phone:	(305) 284-3244
Cell Phone:	(786) 447-9157
Email:	cfreet@miami.edu
Website:	www.hurricanesports.com
Head Coach:	Al Golden
Record at Miami:	6-6
Overall Record:	33-40 (6 years)
Offensive Scheme:	Pro Style
Defensive Scheme:	Multiple
Letterwinners Returning/Lost:	41/23
Starters Returning/Lost:	12/12

2011 Results	Score
at Maryland	L, 32-24
Ohio State	W, 24-6
Kansas State	L, 28-24
Bethune-Cookman	W, 45-14
at Virginia Tech	L, 38-35
at North Carolina	W, 30-24
Georgia Tech	W, 24-7
Virginia	L, 28-21
Duke	W, 49-14
at Florida State	L, 23-19
at USF	W, 6-3
Boston College	L, 24-17

2012 Schedule

Sept. 1	at Boston College
Sept. 8	at Kansas State
Sept. 15	Bethune-Cookman
Sept. 22	at Georgia Tech
Sept. 29	NC State
Oct. 6	at Notre Dame @ Soldier Field
Oct. 13	North Carolina
Oct. 20	Florida State
Nov. 1	Virginia Tech
Nov. 10	at Virginia
Nov. 17	USF
Nov. 24	at Duke

2012 OPPONENTS



GAME 9 DUKE

October 27, 2012 | Tallahassee, Fla.

Location: Durham, N.C.
 Stadium/Capacity: Wallace Wade Stadium/33,941
 Surface: Natural Grass
 Enrollment: 6,400
 Colors: Duke Blue & White
 Nickname: Blue Devils
 Athletics Director: Kevin M. White
 Conference: Atlantic Coast
 2011 Record: 3-9
 2011 Conference Record/Finish: 1-7
 6th/Coastal Division
 2011 Bowl: None
 Media Relations Director/Football: Art Chase
 Office Phone: (919) 684-2633
 Cell Phone: (919) 599-9820
 Email: chasea@duaa.duke.edu
 Website: www.goduke.com
 Head Coach: David Cutcliffe
 Record at Duke: 15-33 (4 years)
 Overall Record: 59-61 (11 years)
 Offensive Scheme: Multiple
 Defensive Scheme: Multiple
 Letterwinners Returning/Lost: 43/23
 Starters Returning/Lost: 17/7

2011 Results	Score
Richmond	L, 23-21
Stanford	L, 44-14
at Boston College	W, 20-19
Tulane	W, 48-27
FIU	W, 31-27
Florida State	L, 41-16
Wake Forest	L, 24-23
Virginia Tech	L, 14-10
at Miami	L, 49-14
at Virginia	L, 31-21
Georgia Tech	L, 38-31
at North Carolina	L, 37-21

2012 Schedule	
Sept. 1	FIU
Sept. 8	at Stanford
Sept. 15	North Carolina Central
Sept. 22	Memphis
Sept. 29	at Wake Forest
Oct. 6	Virginia
Oct. 13	at Virginia Tech
Oct. 20	North Carolina
Oct. 27	at Florida State
Nov. 3	Clemson
Nov. 17	at Georgia Tech
Nov. 24	Miami



GAME 10 VIRGINIA TECH

November 8, 2012 | Blacksburg, Va.

Location: Blacksburg, Va.
 Stadium/Capacity: Lane Stadium/Worsham Field/66,233
 Surface: Natural Grass
 Enrollment: 31,000
 Colors: Chicago Maroon and Burnt Orange
 Nickname: Hokies
 Athletics Director: Jim Weaver
 Conference: Atlantic Coast
 2011 Record: 11-3
 2011 Conference Record/Finish: 7-1
 1st/Coastal Division
 2011 Bowl: Sugar vs. Michigan
 Media Relations Director/Football: Dave Smith
 Football Contact: Bryan Johnston
 Smith Office Phone: (540) 231-6726
 Johnston Office Phone: (540) 231-3387
 Smith Email: vtsid@vt.edu
 Johnston Email: blj@vt.edu
 Website: www.hokiesports.com
 Head Coach: Frank Beamer
 Record at Virginia Tech: 209-98 (25 years)
 Overall Record: 251-121 (31 years)
 Offensive Scheme: Multiple
 Defensive Scheme: 4-3
 Letterwinners Returning/Lost: 43/23
 Starters Returning/Lost: 13/11

2011 Results	Score
Appalachian State	W, 66-13
at ECU	W, 17-10
Arkansas State	W, 26-7
at Marshall	W, 30-10
Clemson	L, 23-3
Miami	W, 38-35
at Wake Forest	W, 38-17
Boston College	W, 30-14
at Duke	W, 14-10
at Georgia Tech	W, 37-26
North Carolina	W, 24-21
at Virginia	W, 38-0
Clemson *	L, 38-10
Michigan#	L, 23-20 (OT)

*ACC Championship game
 #Allstate Sugar Bowl

2012 Schedule	
Sept. 3	Georgia Tech
Sept. 8	Austin Peay
Sept. 15	at Pittsburgh
Sept. 22	Bowling Green
Sept. 29	vs. Cincinnati
Oct. 6	at North Carolina
Oct. 13	Duke
Oct. 20	at Clemson
Nov. 1	at Miami
Nov. 8	Florida State
Nov. 17	at Boston College
Nov. 24	Virginia



GAME 11 MARYLAND

November 17, 2012 | College Park, Md.

Location: College Park, Md.
 Stadium/Capacity: Capital One Field at Byrd Stadium/54,000
 Surface: FieldTurf Revolution
 Enrollment: 37,195
 Colors: Red, White, Black, and Gold
 Nickname: Terrapins, Terps
 Athletics Director: Kevin Anderson
 Conference: Atlantic Coast
 2011 Record: 2-10
 2011 Conference Record/Finish: 1-7
 6th/Atlantic Division
 Sr. Assoc. AD/Media Relations: Zack Bolno
 Assistant Media Relations Director: Justin Moore
 Office Phone: (301) 314-7068
 Email: moore@umd.edu
 Website: www.umterps.com
 Head Coach: Randy Edsall
 Record at Maryland: 2-10 (1 year)
 Overall Record: 76-80 (13 years)
 Offensive Scheme: Multiple
 Defensive Scheme: 4-3
 Letterwinners Returning/Lost: 41/23
 Starters Returning/Lost: 17/7

2011 Results	Score
Miami	W, 34-32
WVU	L, 37-31
Temple	L, 38-7
Towson	W, 28-3
at Georgia Tech	L, 21-16
Clemson	L, 56-45
at Florida State	L, 41-16
Boston College	L, 28-17
Virginia	L, 31-13
Notre Dame @FedEX Field	L, 45-21
at Wake Forest	L, 31-10
at NC State	L, 56-41

2012 Schedule	
Sept. 1	William & Mary
Sept. 8	at Temple
Sept. 15	Connecticut
Sept. 22	at WVU
Oct. 6	Wake Forest
Oct. 13	at Virginia
Oct. 20	NC State
Oct. 27	at Boston College
Nov. 3	Georgia Tech
Nov. 10	at Clemson
Nov. 17	Florida State
Nov. 24	at North Carolina



GAME 12 FLORIDA

November 24, 2012 | Tallahassee, Fla.

Location: Gainesville, Fla.
 Stadium/Capacity: Ben Hill Griffin Stadium at Florida Field/88,548
 Surface: Natural Grass
 Enrollment: 52,112
 Colors: Orange and Blue
 Nickname: Gators
 Athletics Director: Jeremy Foley
 Conference: Southeastern
 2011 Record: 7-6
 2011 Conference Record/Finish: 3-5
 3rd/East
 2011 Bowl: Gator Bowl vs. Ohio State
 Media Relations Director/Football: Steve McClain
 Football Contact: Daniel Apple
 Apple Office: (352) 375-4683 X6100
 Apple Cell Phone: (352) 332-9131
 McClain Email: stevem@gators.uaa.ufl.edu
 Apple Email: daniela@gators.ufl.edu
 Website: www.gatorzone.com
 Head Coach: Will Muschamp
 Record at Florida: 7-6 (1 year)
 Overall Record: 7-6 (1 year)
 Offensive Scheme: Pro-style
 Defensive Scheme: Multiple
 Letterwinners Returning/Lost: 54/11
 Starters Returning/Lost: 19/5

2011 Results	Score
Florida Atlantic	W, 41-3
UAB	W, 39-0
Tennessee	W, 33-23
at Kentucky	W, 48-10
Alabama	L, 38-10
at LSU	L, 41-11
at Auburn	L, 17-6
Georgia	L, 24-20
Vanderbilt	W, 26-21
at South Carolina	L, 17-12
Furman	W, 54-32
Florida State	L, 21-7
Ohio State *	W, 24-17

* Taxslayer.com Gator Bowl

2012 Schedule	
Sept. 1	Bowling Green
Sept. 8	at Texas A&M
Sept. 15	at Tennessee
Sept. 22	Kentucky
Oct. 6	LSU
Oct. 13	at Vanderbilt
Oct. 20	South Carolina
Oct. 27	Georgia @ EverBank Field
Nov. 3	Missouri
Nov. 10	Louisiana
Nov. 17	Jacksonville State
Nov. 24	at Florida State



FLORIDA STATE VS. 2012 OPPONENTS

Murray State (W-0, L-0, T-0)

2012 Tallahassee First Meeting

Savannah State (W-0, L-0, T-0)

2012 Tallahassee First Meeting

Wake Forest (W-23, L-6, T-1)

1956	Tallahassee	T	14-14
1958	Tallahassee	W	27-24
1959	Tallahassee	L	20-22
1960	Tallahassee	W	14-6
1963	Tallahassee	W	35-0
1965	Tallahassee	W	35-0
1966	Tallahassee	W	28-0
1968	Tallahassee	W	42-24
1970	Tallahassee	W	19-14
1973	Winston-Salem	L	7-9
1992	Tallahassee	W	35-7
1993	Tallahassee	W	54-0
1994	Winston-Salem	W	56-14
1995	Tallahassee	W	72-13
1996	Orlando	W	44-7
1997	Tallahassee	W	58-7
1998	Winston-Salem	W	24-7
1999	Tallahassee	W	33-10
2000	Winston-Salem	W	35-6
2001	Tallahassee	W	48-24
2002	Winston-Salem	W	34-21
2003	Tallahassee	W	48-24
2004	Winston-Salem	W	20-17
2005	Tallahassee	W	41-24
2006	Tallahassee	L	0-30
2007	Winston-Salem	L	21-24
2008	Tallahassee	L	3-12
2009	Winston-Salem	W	41-28
2010	Tallahassee	W	31-0
2011	Winston-Salem	L	30-35

Clemson (W-17, L-8, T-0)

1970	Tallahassee	W	38-13
1975	Clemson	W	43-7
1976	Tallahassee	L	12-15
1988	Clemson	W	24-21
1989	Tallahassee	L	23-34
1992	Clemson	W	24-20
1993	Tallahassee	W	57-0
1994	Tallahassee	W	17-0
1995	Clemson	W	45-26
1996	Tallahassee	W	34-3
1997	Clemson	W	35-28
1998	Tallahassee	W	48-0
1999	Clemson	W	17-14
2000	Tallahassee	W	54-7
2001	Clemson	W	41-27
2002	Tallahassee	W	48-31
2003	Clemson	L	10-26
2004	Tallahassee	W	41-22
2005	Clemson	L	14-35
2006	Tallahassee	L	20-27
2007	Clemson	L	18-24
2008	Tallahassee	W	41-27
2009	Clemson	L	24-40
2010	Tallahassee	W	16-13
2011	Clemson	L	30-35

USF (W-0, L-1, T-0)

2009 Tallahassee L 7-17

NC State (W-22, L-10, T-0)

1952	Raleigh	L	7-13
1953	Tallahassee	W	23-13
1954	Raleigh	W	13-7
1955	Tallahassee	W	7-0
1956	Raleigh	W	14-0
1957	Tallahassee	L	0-7
1963	Tallahassee	W	14-0
1964	Tallahassee	W	28-6
1965	Raleigh	L	0-3
1967	Tallahassee	L	10-20

1968	Raleigh	W	48-7
1969	Tallahassee	W	48-7
1992	Raleigh	W	34-13
1993	Tallahassee	W	62-3
1994	Raleigh	W	34-3
1995	Tallahassee	W	77-17
1996	Raleigh	W	51-17
1997	Tallahassee	W	48-35
1998	Raleigh	L	7-24
1999	Tallahassee	W	42-11
2000	Raleigh	W	58-14
2001	Tallahassee	L	28-34
2002	Raleigh	L	7-17
2003	Tallahassee	W(2OT)	50-44
2004	Raleigh	W	17-10
2005	Tallahassee	L	15-20
2006	Raleigh	L	20-24
2007^	Tallahassee	W	27-10
2008	Raleigh	W	26-17
2009	Tallahassee	W	26-17
2010	Raleigh	L	24-28
2011	Tallahassee	W	34-0

Boston College (W-6, L-4, T-0)

1957	Chestnut Hill	L	7-10
1976	Chestnut Hill	W	28-9
1980	Tallahassee	W	41-7
2005	Chestnut Hill	W	28-17
2006	Tallahassee	L	19-24
2007^	Chestnut Hill	W	27-17
2008	Tallahassee	L	17-27
2009	Chestnut Hill	L	21-28
2010	Tallahassee	W	24-19
2011	Chestnut Hill	W	38-7

Miami (W-25, L-31, T-0)

1951	Miami	L	13-35
1953	Miami	L	0-27
1955	Miami	L	0-34
1956	Miami	L	7-20
1957	Tallahassee	L	13-40
1958	Miami	W	17-6
1959	Tallahassee	L	6-7
1960	Miami	L	7-25
1962	Miami	L	6-7
1963	Miami	W	24-0
1964	Miami	W	14-0
1966	Miami	W	23-20
1969	Miami	W	16-14
1970	Miami	W	27-3
1971	Miami	W	20-17
1972	Miami	W	37-14
1973	Tallahassee	L	10-14
1974	Miami	W	21-14
1975	Tallahassee	L	22-24
1976	Miami	L	0-47
1977	Tallahassee	L	17-23
1978	Miami	W	31-21
1979	Tallahassee	W	40-23
1980	Miami	L	9-10
1981	Tallahassee	L	19-27
1982	Miami	W	24-7
1983	Tallahassee	L	16-17
1984	Miami	W	38-3
1985	Tallahassee	L	27-35
1986	Miami	L	23-41
1987	Tallahassee	L	25-26
1988	Miami	L	0-31
1989	Tallahassee	W	24-10
1990	Miami	L	22-31
1991	Tallahassee	L	16-17
1992	Miami	L	16-19
1993	Tallahassee	W	28-10
1994	Miami	L	20-34
1995	Tallahassee	W	41-17
1996	Miami	W	34-16
1997	Tallahassee	W	47-0
1998	Miami	W	26-14
1999	Tallahassee	W	31-21

2000	Miami	L	24-27
2001	Tallahassee	L	27-49
2002	Miami	L	27-28
2003	Tallahassee	L	14-22
2004	Miami (N)	L	14-16
2004	Miami	L(OT)	10-16
2005	Tallahassee	W	10-7
2006	Miami	W	13-10
2007	Tallahassee	L	29-37
2008	Miami	W	41-39
2009	Tallahassee	L	34-38
2010	Miami	W	45-17
2011	Tallahassee	W	23-19

Duke (W-17, L-0, T-0)

1992	Tallahassee	W	48-21
1993	Durham	W	45-7
1994	Tallahassee	W	59-20
1995	Orlando	W	70-26
1996	Tallahassee	W	44-7
1997	Durham	W	51-27
1998	Tallahassee	W	62-13
1999	Jacksonville	W	51-23
2000	Tallahassee	W	48-17
2001	Durham	W	55-13
2002	Tallahassee	W	48-17
2003	Durham	W	56-7
2004	Tallahassee	W	29-7
2005	Durham	W	55-24
2006^	Durham	W	51-24
2007^	Tallahassee	W	25-6
2011	Durham	W	41-16

Virginia Tech (W-22, L-12, T-1)

1955	Tallahassee	L	20-24
1956	Tallahassee	L	7-20
1957	Tallahassee	W	20-7
1958	Tallahassee	W	28-0
1959	Blacksburg	W	7-6
1961	Blacksburg	L	7-10
1962	Tallahassee	W	20-7
1963	Tallahassee	L	23-31
1964	Blacksburg	L	11-20
1965	Tallahassee	W	7-6
1966	Blacksburg	L	21-23
1967	Tallahassee	W	38-15
1968	Tallahassee	L	22-40
1969	Blacksburg	T	10-10
1970	Tallahassee	W	34-8
1971	Blacksburg	W	17-3
1972	Tallahassee	W	27-15
1973	Blacksburg	L	13-36
1974	Tallahassee	L	21-56
1975	Blacksburg	L	10-13
1976	Tallahassee	W	28-21
1977	Blacksburg	W	23-21
1978	Tallahassee	W	24-14
1979	Blacksburg	W	17-10
1980	Tallahassee	W	31-7
1988	Tallahassee	W	41-14
1989	Blacksburg	W	41-7
1990	Tallahassee	W	39-28
1991	Orlando	W	33-20
2000	New Orleans	W	46-29
2002	Jacksonville	W	30-17
2005	Jacksonville	W	27-22
2007	Blacksburg	L	21-40
2008	Tallahassee	W	30-20
2010	Charlotte	L	33-44

Maryland (W-20, L-2, T-0)

1966	Tallahassee	W	45-21
1968	College Park	W	24-14
1992	Tallahassee	W	69-21
1993	College Park	W	49-20
1994	College Park	W	52-20
1995	Tallahassee	W	59-17
1996	Ft. Lauderdale	W	48-10
1997	Tallahassee	W	50-7

1998	College Park	W	24-10
1999	Tallahassee	W	49-10
2000	College Park	W	59-7
2001	Tallahassee	W	52-31
2002	College Park	W	37-10
2003	Tallahassee	W	35-10
2004	College Park	L	17-20
2005	Tallahassee	W	35-27
2006	College Park	L	24-27
2007	Tallahassee	W	24-16
2008	College Park	W	37-3
2009	Tallahassee	W	29-26
2010	College Park	W	30-16
2011	Tallahassee	W	41-16

Florida (W-21, L-33, T-2)

1958	Gainesville	L	7-21
1959	Gainesville	L	8-18
1960	Gainesville	L	0-3
1961	Gainesville	T	3-3
1962	Gainesville	L	7-20
1963	Gainesville	L	0-7
1964	Tallahassee	W	16-7
1965	Gainesville	L	17-30
1966	Tallahassee	L	22-26
1967	Gainesville	W	21-16
1968	Tallahassee	L	3-9
1969	Gainesville	L	6-21
1970	Tallahassee	L	27-38
1971	Gainesville	L	15-17
1972	Tallahassee	L	13-42
1973	Gainesville	L	0-49
1974	Tallahassee	L	14-24
1975	Gainesville	L	8-34
1976	Tallahassee	L	26-33
1977	Gainesville	W	37-9
1978	Tallahassee	W	38-21
1979	Gainesville	W	27-16
1980	Tallahassee	W	17-13
1981	Gainesville	L	3-35
1982	Tallahassee	L	10-13
1983	Gainesville	L	14-53
1984	Tallahassee	L	17-27
1985	Gainesville	L	14-38
1986	Tallahassee	L	13-17
1987	Gainesville	W	28-14
1988	Tallahassee	W	52-17
1989	Gainesville	W	24-17
1990	Tallahassee	W	45-30
1991	Gainesville	L	9-41
1992	Tallahassee	W	45-24
1993	Gainesville	W	33-21
1994	Tallahassee	T	31-31
1995	New Orleans	W	23-17
1995	Gainesville	L	24-35
1996	Tallahassee	W	24-21
1997	New Orleans	L	20-52
1997	Gainesville	L	29-32
1998	Tallahassee	W	23-12
1999	Gainesville	W	30-23
2000	Tallahassee	W	30-7
2001	Gainesville	L	13-37
2002	Tallahassee	W	31-14
2003	Gainesville	W	38-34
2004	Tallahassee	L	13-20
2005	Gainesville	L	7-34
2006	Tallahassee	L	14-21
2007	Gainesville	L	12-45
2008	Tallahassee	L	15-45
2009	Gainesville	L	10-37
2010	Tallahassee	W	31-7
2011	Gainesville	W	21-7

^ Vacated victory due to sanctions imposed by NCAA.



2012 Seminoles BY THE NUMBERS

204

Career starts by FSU defenders

87

Floridians on the roster

69

Returning letter winners

43

Players with birthdays during the regular season

19

Returning starters

16


States represented on the roster, including Washington, D.C.

5

Scholarship quarterbacks on the roster

5

Countries – US, Great Britain, Germany, Russia, Switzerland – represented on the roster



2012

SEMINOLES





2012 SEMINOLES



41 • Chad Abram

- FB, 6-0, 235, JR
- Lakeland, Fla./Kathleen

2012 OUTLOOK: Junior fullback who has continued to develop after making the switch from safety last season. Tremendous special teams player who is part of kickoff return, punt return and kickoff coverage units. Displays good power and burst and has a knack for blocking. His athleticism and ability to catch the ball out of the backfield are added pluses on offense.

2011: Played in 11 games, mainly on special teams, where he made his biggest impact and registered five tackles...started on three of four phases of special teams...serving as an edger on kickoff coverage, one of the back ends on kickoff return excelling as a top blocker and one of the top coverage guys on punt return usually responsible for manning the opponent's best coverage player...made the switch to fullback from safety and carried twice on the season gaining five yards...first career carry came against NC State for two yards and added his second for a career-long of three yards against Notre Dame in the Champs Sports Bowl.

2010: True freshman defensive back who played in 12 games, all on special teams...registered first career tackle in the season opener against Samford.

PERSONAL: Committed to Florida State in March 2009...held a three-star ranking from both Rivals and Scout.com...No. 64 player in state by Rivals...No. 13 safety prospect according to ESPN...a standout on special teams with a knack for blocking kicks...blocked five kicks and collected five interceptions as a junior for the Red Devils...missed first three games of his senior season with hand injury...credited with 30 tackles, two interceptions and seven pass breakups...Florida Super 75 selection by the *Florida Times-Union* newspaper, where he ranked No. 5 among safeties...No. 48 rated player on Bill Buchalter's Florida Top 100, where he ranked as the No. 4 safety...first team All-Polk selection...born May 22, 1991.



Chad Abram

ABRAM'S CAREER STATS

YR.	G	RUSH	YDS	AVG	TD	LG	AVG/G
2010	12	0	0	0.0	0	0	0.0
2011	11	2	5	2.5	0	3	0.5
TOT	23	2	5	2.5	0	3	0.2

YR.	G	UA	A	TOT	TFL-YDS	PD	FF	FR	INT	SACKS
2010	12	0	1	1	0.0-0	0	0	0	0	0.0
2011	11	3	2	5	0.0-0	0	0	0	0	0.0
TOT	23	3	3	6	0.0-0	0	0	0	0	0.0



62 • Austin Barron

- OL, 6-3, 295, SO
- Fort Lauderdale, Fla./St. Thomas Aquinas

2012 OUTLOOK: Smart interior lineman, who made an immediate impact at the center position as a true freshman, earning three starts. Heads into 2012 as the starter, solidifying his role after a strong close to the 2011 season and a good spring practice.

2011: Gained invaluable experience at the center position as a true freshman...played in nine games, including three starts...one of four freshmen starters in the Champs Sports Bowl against Notre Dame...had the second-highest grade among freshmen against the Irish (73), with one missed assignment in 62 snaps...with just 38 snaps under his belt, was thrust into the starting lineup due to injury at Boston College...was remarkably effective against the Eagles, posting a season-high grade of 81 percent over 54 plays...was perfect on snaps and committed just two missed assignments while grading out at 92 percent on passing plays...earned a second consecutive start against Miami but was replaced by starter Bryan Stork in the early going...made impressive physical gains over the summer prior to his freshman season after arriving at FSU with little fanfare...earned one of six freshman academic awards at the team's annual banquet for his work in the classroom.

PERSONAL: Sleeper offensive lineman in the class of 2011, who had a coming out party as a senior...showed to be quick on his feet and exhibited toughness in the trenches...helped St. Thomas Aquinas to a Class 5A state title in 2010, which included helping the offense rack up 5,612 yards of total offense...named to EliteScoutingServices Class 5A All-Tournament Team...ranked No. 40 on the *Sun Sentinel's Broward County Top 50 List*...joined fellow teammates Bobby Hart and Rashad Greene in the 2011 FSU signing class...another one of veteran offensive line coach Jay Connolly's products, which include former Seminole and Green Bay Packer offensive lineman Andrew Datko and former Seminole and Buffalo Bills deep snapper Garrison Sanborn...also played third base for St. Thomas Aquinas' baseball team...member of the 2010 SunStateFootball All-State Finals First Team Offense...born Oct. 19, 1992.



Austin Barron



1 • Kelvin Benjamin

- WR, 6-6, 238, R-FR
- Belle Glade, Fla./Glades Central

2012 OUTLOOK: Tall, physical receiver who has deceptive speed and a great ability to attack the ball in the air. Benefitted from a redshirt season by gaining more knowledge of a very extensive playbook which allowed him to excel during spring practice. Adds more depth to one of the strongest units for the Seminoles. Is expected to create match-up problems as the Noles will be able to use him in a variety of packages because of his size and hands.

2011: Redshirt season

PERSONAL: Played only three years of football at perennial power Glades Central, a perennial power...four-star recruit who was rated the No. 8 wide receiver and the No. 60 overall player nationally by Rivals.com and the No. 12 receiver by Scout.com...rated the No. 23 wide receiver nationally by ESPN...ranked as the No. 13 wide receiver and the No. 89 player nationally according to 247Sports...hauled in 30 catches for 551 yards and six touchdowns in just eight games as a senior...No. 2 on the *Sun Sentinel's Top 32 Broward County Seniors*...named First Team All-Palm Beach County by Sun Sentinel...No. 25 on Bill Buchalter's Florida Top 100 for the Orlando Sentinel...No. 36 on *Mobile Press-Register Super Southeast 120*...member of the Times-Union's Florida Super 75 where he was rated as the No. 1 wide receiver...*Palm Beach Post All-Area First Team*...No. 72 on Tom Lemming's MaxPreps.com Top 100...No. 42 on the SuperPrep Florida 110...born Feb. 5, 1991.



2012 SEMINOLES




29 • Eric Beverly

- RB, 5-9, 234, R-FR
- Jacksonville, Fla./First Coast

2012 OUTLOOK: Reserve fullback, who spent his first season learning behind veteran players Lonnie Pryor and Debrale Smiley. Added strength and size after primarily being a running back in high school. Looks to carry over momentum from a productive spring practice which saw him gain a majority of reps while blocking for his fellow unitmates, Pryor and Smiley, who were forced into running back roles due to injuries this past spring.

2011: Redshirt season

PERSONAL: One of the leading rushers in the greater Jacksonville area for two seasons before suffering a knee injury in spring football, sidelining him for his entire senior season...a powerful back who is a tough, inside runner...three-star running back by both Rivals.com and Scout.com who ranked as the No. 11 all-purpose back by Rivals.com and No. 65 running back by Scout.com...rated the No. 29 running back by ESPN...rated a three-star prospect by 247Sports...No. 90 on the SuperPrep Florida 110...helped lead his team to the second round of the state playoffs as a junior in 2009 when he ran for 1,800 yards and scored 19 touchdowns...rated No. 91 in the 2010 Post Season Top 100 by Scout.com's Mike Bakas...chose Florida State over Illinois...born January 24, 1992.



3 • Justin Bright

- S, 6-1, 197, R-JR
- Duncan, S.C./Byrnes

2012 OUTLOOK: Reserve safety who has a good understanding of Mark Stoops' defensive scheme. Physical player with good speed and has been an asset in on playing special teams.

2011: Redshirt sophomore safety who played in six games primarily on special teams on the punt coverage unit...played a couple snaps as a reserve safety against Charleston Southern and ULM.

2010: Redshirt freshman who played in seven games including five of the last six - primarily on special teams (punt return team)...registered three tackles (one solo, two assisted)...earned an academic achievement award at the 2010 football banquet for having one of the top GPAs for his class.

2009: A redshirt season.

PERSONAL: Product of powerhouse Byrnes High School (S.C.), which won three consecutive state titles, capped by a 14-1 season in 2008 - Bright's senior year...earned AP All-State honors as a senior...registered 192 tackles and seven interceptions over his final two seasons...an outstanding student who graduated from high school with a 3.4 GPA...selected FSU over offers from Texas A&M and Stanford...born October 3, 1990.

BRIGHT'S CAREER STATS

YR.	G	UA	A	TOT	TFL-YDS	PD	FF	FR	INT	SACKS
2010	7	1	2	3	0.0-0	0	0	0	0	0.0
2011	6	0	0	0	0.0-0	0	0	0	0	0.0
TOT	13	1	2	3	0.0-0	0	0	0	0	0.0



31 • Terrence Brooks

- DB, 5-11, 196, JR
- Dunnellon, Fla./Dunnellon

2012 OUTLOOK: Versatile player, who takes over the starting job at free safety in 2012 after playing primarily in dime packages last season. His athleticism and knowledge of the secondary gives him the ability to play both safety and corner. Not only is he one of the top secondary players on the team, but is one of the top special teams players for the Seminoles.

2011: Backup defensive back who served as FSU's sixth defensive back in its dime package...played in 11 games and tallied 17 tackles, five pass break-ups and one interception...made a career-best three tackles three times in games against Charleston Southern, Duke and Florida...picked the best time for his first career interception when he picked off Notre Dame's Tommy Rees in the end zone to clinch the win for the Noles in the Champs Sports Bowl...earned an academic award at the annual team banquet.

2010: True freshman defensive back who played mostly on special teams...credited with a tackle and pass breakup against Samford and added another tackle against Virginia Tech in the ACC Championship Game.

PERSONAL: Two-way standout at Dunnellon where he rushed for 500 yards and registered 53 tackles, six interceptions and three pass breakups during his junior season...split his time between receiver and cornerback as a senior...earned a three-star rating from Rivals and Scout.com...No. 90 player in the state from SuperPrep 115...No. 85 according to Rivals and No. 83 by Scout.com...No. 21 cornerback prospect per ESPN...boasted 31-inch vertical and 4.44 40-yard dash time out of high school...participated in the FACA North-South All-Star game...member of *Florida Times-Union* Super 75 and rated the No. 7 cornerback in the state...*Orlando Sentinel's* Bill Buchalter rated him as the No. 14 corner prospect in Florida...selected Florida State over Miami, Notre Dame, Cincinnati, Ole Miss, Mississippi State, Purdue, Rutgers, USF and UCF...born March 2, 1991.

BROOKS' CAREER STATS


YR.	G	UA	A	TOT	TFL-YDS	PD	FF	FR	INT	SACKS
2010	10	2	0	2	0.0-0	1	0	0	0	0.0
2011	12	11	6	17	0.5-1	6	0	0	1	0.0
TOT	22	13	6	19	0.5-1	7	0	0	1	0.0

BROOKS' CAREER HIGHS

Tackles 3 (three times), last at Florida, 2011
Tackles for Loss 0.5, Maryland, 2011



Terrence Brooks



42 • Lamarcus Brutus

- DB, 6-0, 198, R-FR
- Port St. Lucie, Fla./Treasure Coast

2012 OUTLOOK: Redshirt freshman safety, who has a great work ethic and showed during spring practice he has a better grasp of Mark Stoops defense.

2011: Redshirt season...earned one of six freshman academic awards at the team's annual banquet for his work in the classroom.

PERSONAL: Three-star prospect by both Rivals.com and Scout.com and ranked as the No. 47 safety by Rivals.com and No. 33 by Scout.com...rated a three-star prospect by 247Sports...rated the No. 14 safety by ESPN...First team All-Area defensive back honors by TCPalm...recorded 104 tackles, two fumble recoveries, two forced fumbles, six interceptions and blocked two field goals as a senior...No. 62 on Bill Buchalter's Florida Top 100 for the *Orlando Sentinel*...member of the *Florida Times-Union's* Super 75 where he was rated as the No. 9 safety...chosen by ESPN760 as the No. 7 player to watch in Palm Beach County and the Treasure Coast...No. 24 on the SuperPrep Florida 110...born February 10, 1993.



2012 SEMINOLES



91 • Cornellius Carradine

- DE, 6-5, 265, SR
- Cincinnati, Ohio/Taft HS/Butler CC

2012 OUTLOOK: Versatile defensive end, who can play either side in giving the Seminoles one of the top trios of defensive ends in the country. Excellent pass rusher, who is extremely quick off the

ball and has a knack for getting to the quarterback. Tough to block in passing situations and also has improved as a run stopper.

2011: Junior college transfer who became a prominent contributor behind Bjoern Werner at the left defensive end position...played in all 13 games and ranked second among defensive ends with 38 tackles, including 24 solo stops...ranked third on the team with 5.5 sacks and fifth in tackles for loss with eight...tied for 10th in the ACC in sacks (5.5) as FSU was the only school with three players in the top 10 in the conference...posted a season-high five tackles at Clemson...had 1.5 tackles for loss against both Wake Forest and Virginia...tallied four tackles three other times against ULM, Wake Forest and Maryland...capped off the season with four tackles and a sack in the win over Notre Dame in the Champs Sports Bowl...given one of two academic awards for the junior class at the annual team banquet and selected as co-recipient with Nigel Bradham of the Bill McGrotha Humanitarian Award.

PERSONAL: Enrolled early in January 2011 at Florida State...one of the nation's top overall prospects out of junior college (No. 1 by Rivals.com; No. 5 by Scout.com) and the No. 1 JUCO defensive end prospect...four-star recruit according to Rivals.com and five-star recruit according to Scout.com...rated a five-star recruit by 247Sports...No. 1 on the SuperPrep JUCO 100...racked up 26 sacks in his two years at Butler Community College, including 16 in 2010, which led the NJCAA...named 2010 First Team NJCAA All-American...led team to a final No. 2 ranking in the NJCAA and an appearance in the NJCAA national title game as Butler finished its season 11-1 while also winning the Jayhawk Conference and Region VI championships...an All-Jayhawk Conference First Team selection...Region VI Defensive Player of the Year...as a sophomore, led his team with 119 tackles including 29 for a loss and 16 sacks...also forced three fumbles, recovered five others, recorded 15 quarterback hurries and a pass breakup...his 29 tackles for loss rank fourth in a single season...started every game at weakside defensive end as a freshman in 2009 and led the Grizzlies with 90 tackles...finished second on the team with 20 tackles for loss and 10 sacks...prepped at Cincinnati's Taft High School where he was coached by Mike Martin...regarded as one of the top prospects in the Midwest prior to signing a letter of intent with Illinois out of high school...picked Florida State from a wide array of offers including Alabama, Ohio State and Georgia...also goes by "Tank"...February 18, 1989.

CARRADINE'S CAREER STATS

YR.	G	UA	A	TOT	TFL-YDS	PD	FF	FR	INT	SACKS
2011	13	24	14	38	8.0-48	0	0	0	0	5.5
TOT	13	24	14	38	8.0-48	0	0	0	0	5.5

CARRADINE'S CAREER HIGHS

Tackles	5, at Clemson 2011
Tackles for Loss	1.5 (twice), last vs. Virginia 2011
Sacks	1 (five times), last Notre Dame 2011



Cornellius Carradine



65 • Ruben Carter

- OL, 6-5, 294, R-FR
- Miami, Fla./Jackson

2012 OUTLOOK: Versatile lineman who can play inside or outside but exited spring practice as a reserve player at guard.

2011: Redshirt season

PERSONAL: Three-star offensive lineman who split time between guard and center as a senior at Miami Jackson High School and also logged time on the defensive line...helped pave the way for Jackson's appearance in the first round of the 3A state playoffs...rated the No. 29 offensive guard by Rivals.com and No. 42 offensive tackle by Scout.com...rated a three-star prospect by 247Sports...No. 78 on Bill Buchalter's 2011 Florida Top 100 for the *Orlando Sentinel*...selected second team All-Dade County by *The Miami Herald* as a senior and earned honorable mention standing as a junior...member of the *Times-Union's* Florida Super 75 where he was rated as the No. 2 offensive guard...No. 92 offensive tackle by ESPN...No. 80 on the SuperPrep Florida 110...born December 1, 1982.



14 • Jacob Coker

- QB, 6-5, 230, R-FR
- Mobile, Ala./St. Paul's Episcopal

2012 OUTLOOK: Strong-armed quarterback, who spent his first season with the Seminoles getting acclimated to the playbook which allowed him to challenge Clint Trickett for the No. 2 QB spot

during spring drills. Showcased how much he has grown in the system during spring practice, showing good game management in scrimmages and the annual spring game. His athleticism from running a wing-T offense in high school and being an all-metro player as a forward in basketball gives him great ability to make plays on the run as well as moving around in the pocket...recipient of one of three scout team player of the year awards at the annual team banquet.

2011: Redshirt season

PERSONAL: A three-star prospect by Rivals.com and Scout.com who also was ranked the No. 18 pro-style quarterback by Rivals.com and No. 44 QB by Scout.com...rated a three-star prospect by 247Sports...switched from running a wing-T offense in his junior season to a pro-style offense as a senior and completed 94-of-153 passes for 1,508 yards and 16 touchdowns while also carrying 61 times for 355 yards and five TDs...led St. Paul's to the semifinals of the Alabama State playoffs and a 10-2 record in his final season...No. 17 on the SuperPrep Alabama 43...selected to play in the Alabama-Mississippi All-Star game as a senior...rated the No. 70 pro-style quarterback by ESPN...also an exceptional basketball player who led St. Paul's to 17 wins as a junior while averaging 17.4 points per game...named the Class 5A basketball player of the year in Mobile County as a junior and was invited to the state of Alabama's North-South All Star basketball game...averaged 21.9 points and nine rebounds per game as a senior for a team that made it to the Class 5A Area 1 finals.



93 • Everett Dawkins

- DL, 6-2, 306, R-SR
- Spartanburg, S.C./Byrnes

2012 OUTLOOK: Gifted senior defensive tackle who boasts a quick first step and a powerful lower base. Possesses great ability to be a pass rushing threat from the middle of the line but also is a strong run stopper, which was evident in helping the Seminoles to the No. 2 rushing defense nationally in 2011. Will be one of 11 Seminoles to play in the fall that has already received an undergraduate degree and will pursue a second bachelor's degree during his final playing season. Named the spring Ironman for the defense after spring 2012, which is an award given to the player who has displayed toughness, durability and a team-first mentality.

2011: A full-time starter for the first time in his career, the redshirt junior defensive tackle provided the 'Noles with athleticism up the middle in earning All-ACC honorable mention honors...helped the Seminoles rank first nationally in yards allowed per rush (2.3) and second nationally in overall rushing defense (82.7 ypg)...started all 13 games, pushing his career total to 27, which is tied for the most among all FSU defensive players...tied for second among interior linemen with 25 tackles, including 15 solo stops and added



2012 SEMINOLES

three tackles for loss, two sacks and an interception...also stuffed his stat line with three pass break-ups, three quarterback hurries and a forced fumble...had two tackles for loss, including his first sack of the season, in the road win at Florida...collected his first career interception in FSU's road win at Duke...matched his career-high with five tackles in consecutive games on the road at Clemson and Wake Forest...also registered four stops against Florida...picked up his second sack of the season against Notre Dame in the Champs Sports Bowl...earned the Defensive Warrior award at the team's annual banquet for his efforts in the weight room...received his degree in social science during fall commencement in December.

2010: Started the first seven games of the season and played in all 14...opened the season on a tear with four tackles for loss and two sacks through three games...continued to produce at a consistent level as a member of a four-man rotation, but was forced to battle through a thumb injury which required midseason surgery, though he did not miss a game...registered a career-high five tackles against Virginia and NC State...more than doubled his tackles total from 2009, piling up 39 (20 solos) to go along with six tackles for loss and 2.5 quarterback sacks...the six tackles for loss ranked fourth on the team.

2009: Played in all 13 games and started seven as a redshirt freshman...nine of his 14 tackles were of the solo variety...finished sixth on the team with 3.5 tackles for loss, including one sack...made his first start against USF and notched three tackles; a feat he matched two other times...had a season-best three solo stops in the bowl-clinching home win against Maryland...began the season at defensive end but moved inside due to injury and quickly found his niche.

2008: Played in three games as a true freshman before being granted a medical redshirt...had two tackles, including his first career sack in the second game against Chattanooga.

PERSONAL: A four-star prospect, he earned All-State honors at defensive end for South Carolina powerhouse Byrnes High School...his team capped a 15-0 senior season with a state championship...played in Max Emfinger's All-American Bowl Classic in Jackson, Miss., where he recorded five sacks and double-digit tackles...also played in the 71st annual Shrine Bowl game...had 115 tackles from his defensive end position as a senior, including 14 sacks and five fumble recoveries...Byrnes teammate Justin Bright joins him on the FSU roster...received 10 scholarship offers and selected FSU over South Carolina, Illinois, Michigan State, Tennessee and Virginia Tech...born June 13, 1990.

DAWKINS' CAREER STATS

YR.	G	UA	A	TOT	TFL-YDS	PD	FF	FR	INT	SACKS
2008	3	1	1	2	1.0-5	0	0	0	0	1.0
2009	13	9	5	14	3.5-15	0	0	0	0	1.0
2010	14	20	19	39	6.0-31	0	0	0	0	2.5
2011	13	15	10	25	3.0-19	4	1	0	1	2.0
TOT	43	45	35	80	13.5-70	4	1	0	1	6.5

DAWKINS' CAREER HIGHS

Tackles	5 (four times), last at Wake Forest 2011
Tackles for Loss	2 (three times), last at Florida 2011
Sacks	1 (six times), last vs. Notre Dame 2011
Interceptions	1, at Duke 2011



Everett Dawkins



64 • Dax Dellenbach

- DS, 6-2, 235, SR
- Ft. Lauderdale, Fla./No. Broward Prep/Auburn

2012 OUTLOOK: Experienced long snapper who earned a scholarship before the 2011 season after walking on in 2010 after transferring from Auburn following the 2009 season. Brings 27 career starts into his third season as the full-time starting long snapper on the punt and placekicking units serving as the primary long snapper for both former consensus All-American Shawn Powell and Lou Groza Award finalist Dustin Hopkins. Will be one of 11 Seminoles to play in the fall that has already received an undergraduate degree and will pursue a second bachelor's degree during his final playing season.

2011: Completed second season as the Seminoles' deep snapper for all punts and placement kicks...continued his streak of perfection as FSU did not have a punt or kick blocked in his two seasons, spanning 27 games...an integral part of Florida State's special teams units which was regarded as the best in the nation and ranked No. 1 among FBS schools based on the Football Outsiders Efficiency Ratings...punter Shawn Powell led the nation in overall punting (47.0) and ranked second in net average (41.3)...kicker Dustin Hopkins converted all 44 of his PAT attempts, extending his school record streak to 130, and his 22 field goals ranked among the national leaders...beyond his snapping duties, Dellenbach registered a pair of special teams tackles and downed two of Powell's 23 punts inside the opponents' 20-yard line.

2010: Started all 14 games for the Seminoles snapping for one of the top kicking tandems in the nation in placekicker Dustin Hopkins and punter Shawn Powell.

PERSONAL: Started his collegiate career at Auburn where he was on the team in 2008 and 2009...played his high school football at North Broward Prep in Fort Lauderdale, Fla., where he played tight end and defensive end...also played lacrosse and ran track...son of former Wisconsin Badger Jeff Dellenbach, who played center and served as a deep snapper in the NFL for 15 years in stints with the Miami Dolphins, New England Patriots, Green Bay Packers and the Philadelphia Eagles...born on April 13, 1990.

DELLENBACH'S CAREER STATS

YR.	G	UA	A	TOT TFL-YDS	FF	FR
2010	14	1	1	2 0.0-0	0	0
2011	13	2	0	2 0.0-0	0	0
TOT	27	3	1	4 0.0-0	0	0



Dax Dellenbach



2012 SEMINOLES



23 • Gerald Demps

- S, 5-10, 197, R-JR
- Valdosta, Ga./Lowndes County

2012 OUTLOOK: Reserve safety, who continued to improve in picking up the Seminoles defensive scheme under Mark Stoops. Switches jersey number to 23 and looks to contribute on special

teams where he played in 12 games in 2010.

2011: Served as a member of the scout team.

2010: Played in 12 games for the Seminoles primarily on special teams and recorded two tackles, one at Virginia and one against Virginia Tech in the ACC Championship game.

2009: Spent his redshirt season working predominantly with the scout team.

PERSONAL: Highly touted three-star prospect out of powerhouse Lowndes County program, where he was teammates with current Seminoles Tyler Hunter, Greg Reid and Telvin Smith...an AP All-State and *Atlanta Journal-Constitution* first team selection... outstanding athlete who played running back, linebacker and safety for the 12-1 Vikings...recorded 78 tackles as a senior...also competed in the long jump, triple jump, high jump and 4x100 relay for the Lowndes County track & field team...his cousin is FSU tight end Ja'Baris Little...chose the 'Noles over offers from Clemson and Auburn...born September 10, 1989.

DEMP'S CAREER STATS

YR.	G	UA	A	TOT	TFL-YDS	PD	FF	FR	INT	SACKS
2010	12	2	7	2	0.0-0	0	0	0	0	0.0
2011	Did Not Play									
TOT	12	2	7	2	0.0-0	0	0	0	0	0.0



15 • Greg Dent

- WR, 5-11, 198, JR
- Belle Glade, Fla./Glades Central

2012 OUTLOOK: Junior receiver who has a knack for making the big play which was evident in his first catch in 2011 – a 50-yard touchdown against CSU. Also hauled in a 70-yard TD catch

on the first play of the 2012 Garnet & Gold Spring game. Has great hands and good speed as he continues to excel while primarily running as the X-receiver in the Seminoles' offense.

2011: Proved to be one of the most dangerous deep threats on the team leading FSU with a 19.7 yards per catch average...one of seven FSU receivers with 10 or more catches averaging over 10 yards per catch...caught a pass in seven of the 13 games he played in...blew up his career numbers in the first game of the season versus ULM when he hauled in a 50 yard TD pass... followed that game up with a three catch performance in week two versus Charleston Southern...had the best game of his career versus NC State tying career highs for catches (3) and touchdowns (1) and setting a new career best with 70 receiving yards which included a 26-yard TD catch.

2010: True freshman wide receiver who played in 12 games mostly on special teams but saw some spot duty on offense...first career reception came against Boston College which was a 12-yard reception.

PERSONAL: Collected 54 receptions for 1,387 yards and 14 TDs as a senior...also intercepted a pair of passes as a defensive back...led Glades Central to a 13-1 record and the Class 2B state championship game, where they fell to Cocoa 27-13...Dent had five receptions for 105 yards in the title game...MVP of legendary Muck Bowl against



Greg Dent

rival Pahokee after collecting six receptions for 185 yards, coupled with an 84-yard kickoff return for a TD...earned four-star rating from Rivals and three-star selection by Scout.com...No. 57 safety prospect according to ESPN...first team SunState All-State selection (from all classifications) at wide receiver...selected to Max Preps All-American team...participated in the Outback Bowl, representing Florida all-stars in a game against national all-stars...selected to the *Times-Union's* Florida Super 75 where he was ranked sixth overall as an "athlete"...No. 15 among Bill Buchalter's Florida Top 100...Buchalter also rated the versatile Dent as the state's No. 1 wide receiver prospect...ranked No. 34 overall player in state by Scout.com...selected Florida State over Miami...born June 5, 1990.

DENT'S CAREER STATS

YR.	G	REC	YDS	AVG	TD	LG
2010	12	1	12	12.0	0	12
2011	13	12	236	19.7	2	50
TOT	25	13	248	19.1	2	50

DENT'S CAREER HIGHS

Receptions	3 (twice), last vs. NC State 2011
Yards	70, NC State 2011
Longest Catch	50, Louisiana-Monroe 2011
TD	1 (twice), last vs. NC State 2011
Longest TD	50, Louisiana-Monroe 2011



75 • Philip Doumar

- DS, 6-1, 214, R-JR
- Jupiter, Fla./Jupiter

2012 OUTLOOK: Enters fourth year as a walk-on in the Florida State program as the back-up deep snapper to incumbent Dax Dellenbach.

2011: Appeared in two games for the 'Noles but travelled to each contest...made his first career appearance in the second half against Charleston Southern...his second appearance came against Maryland.

PERSONAL: Played high school football at Jupiter Community School...born July 2, 1991.



75 • Cameron Erving

- OL, 6-5, 315, R-SO
- Moultrie, Ga./Colquitt County

2012 OUTLOOK: Athletic lineman, who makes the switch to left tackle after spending his first two seasons as a Seminole at defensive tackle. Smart player, who quickly picked up the offensive playbook and left spring practice as the starting left tackle. His long arms and quick feet aided him as he quickly adjusted to his new position while blocking some of the top defensive ends in the country in Brandon Jenkins and Cornelius Carradine. Named the spring Ironman for the offense after spring 2012, which is an award given to the player who has displayed toughness, durability and a team-first mentality.



Cameron Erving



2012 SEMINOLES

2011: Redshirt freshman defensive tackle, who played in all 13 games, predominantly behind starter Everett Dawkins...extremely agile for a big man, he thrived as a run-stuffer and a disruptive force as one of FSU's primary reserves...helped the Seminoles rank first nationally in yards allowed per rush (2.3) and second nationally in overall rushing defense (82.7 ypg)...compiled 20 tackles on the season, including 11 solo stops...had 2.5 tackles for loss and a sack on the year...posted a career-high four tackles in the road win at Boston College...notched his first career sack in the season-opener against ULM...also had a tackle for loss among his three solo stops at Clemson.

2010: Redshirt season after earning a medical hardship after sustaining a back injury which caused him to miss the season.

PERSONAL: A diamond in the rough find out of south Georgia...earned a three-star ranking by Rivals and was a two-star prospect according to Scout.com...unheralded in the preseason, closed the year with a No. 74 ranking from Georgia Rivals Postseason Top 75...No. 81 defensive tackle according to ESPN...piled up a whopping 98 tackles as a senior; a high number for an interior lineman...tackle totals included 48 solo stops...selected FSU over offers from Clemson and Georgia Southern...born August 23, 1992.

ERVING'S CAREER STATS

YR.	G	UA	A	TOT	TFL-YDS	PD	FF	FR	INT	SACKS
2011	13	11	9	20	2.5-11	0	0	0	0	1.0



60 • Jacob Fahrenkrug

- OL, 6-4, 324, SR
- Robbinsdale, Minn./Cooper HS/North Dakota St. College

2012 OUTLOOK: Senior interior lineman, who served as a 12-game starter in his first season with the Seminoles in 2011. Has the versatility to play either guard spot or center, where he played

for the first two games of his career at FSU. Missed spring practice with a shoulder injury, but is another experienced player that will add depth to the unit.

2011: Junior college transfer was one of just two Seminole linemen to start all 12 regular season games...opened the season as the starting center, but started the next 10 games at left guard, where he was replacing unanimous All-American Rodney Hudson...a gifted athlete who had to learn Rick Trickett's zone blocking scheme in short order after arriving on campus as a January 2011 enrollee...turned in his best performance on the road in a win over Boston College, where he graded out at 80 percent with two knockdowns and went without a penalty or a missed assignment...credited with a season-high five knockdowns while grading out at 77 on the road at Clemson...Fahrenkrug's 747 snaps ranked second on the team behind Zebrie Sanders...surrendered just 2.5 sacks on the year.



Jacob Fahrenkrug

PERSONAL: Widely considered the top offensive lineman in the JUCO ranks...four-star recruit according to Rivals.com, who lined up at left guard for his North Dakota State College of Science team...played in the Minneapolis suburban high school of Robbinsdale Cooper for three years...once weighed 400 pounds and used athletics as a way to improve his health...No. 11 on the SuperPrep JUCO 100...the No. 4-rated overall JUCO prospect and the top-rated offensive lineman in the nation by Rivals.com...rated a four-star recruit by 247Sports...named 2010 First Team NJCAA All-American...also named Academic All-Conference, First Team All-Region 11 and First Team All Midwest Football Conference...earned honorable mention All-Region honors as a freshman at North Dakota State...born October 18, 1990.



76 • Garrett Faircloth

- OL, 6-7, 302, R-JR
- Brunswick, Ga./Bolles (Fla.)

2012 OUTLOOK: Experienced lineman, who can play either inside or outside, but contributed heavily to the line in 2011 as a seven-game starter at right guard. Missed spring practice recovering

from hip surgery, but his return in the fall will add even more depth to a young unit. Will be one of 11 Seminoles to play in the fall that has already received an undergraduate degree and will pursue a second bachelor's degree during his final playing season.

2011: A redshirt sophomore with impressive physical skills, Faircloth emerged as one of FSU's most steady performers during a season when the line was hit hard by injury...saw limited action in three of the first five games, predominantly at tackle, before earning his first career start at right guard on the road against Duke...started the final seven games of the regular season at right guard and closed out the regular season with a season grade of 74 percent...played 456 snaps on the year and registered nine knockdowns, including two each against Miami, Boston College and Maryland...was penalized just one time - fewest among any FSU lineman with 200 or more snaps...yielded just two sacks...posted a season-high grade of 82 on the road at Boston College, which came on the heels of a solid 79 against NC State...prior to 2011 Faircloth had played in only 14 games, including 13 in 2010, with most of those appearances coming on special teams...missed the Champs Sports Bowl game following a hip injury.

2010: Played in 13 games mostly on the placekicking unit on special teams...played 58 snaps in four games along the offensive line...graded out at 100 percent at Virginia and 85 percent against Samford playing in a reserve role late...totaled a career-best three knockdown blocks against Wake Forest. 2009: Only appearance came on the road in the Seminoles 54-28 win at No. 7 BYU...a member of the 2008 signing class who delayed his enrollment until January 2009 and participated in spring practice...worked behind standout Andrew Datko and Rhonne Sanderson on the left side.


PERSONAL: A converted defensive tackle who did not play on the offensive side of the football before arriving at Florida State...played on the defensive line at Jacksonville private school powerhouse Bolles, logging 80 tackles...earned second team 2A All-State honors...missed his junior season with a knee injury...chose FSU over Memphis, Ole Miss, Vanderbilt and UCF...born February 1, 1990.



Garrett Faircloth



2012 SEMINOLES



72 • Daniel Foose

- OL, 6-6, 296, R-SO
- Paramus, N.J./Catholic

2012 OUTLOOK: Young promising player for the Seminoles, who saw limited action as a redshirt freshman in 2011. Heads into his third season in the offensive system and should add depth at either guard spots while also having the ability to play some tackle.

2011: Redshirt freshman played in three games for the Seminoles...had a season-high seven snaps against Maryland...also logged three snaps in the win at Boston College and two snaps in win over NC State...named one of three Offensive Scout Team Players of the Year.

2010: Redshirt season.

PERSONAL: Outstanding drive blocker with a motor and a mean streak out of high school...played tackle for the Paladins and was a second team, preseason New Jersey All-State selection...held a three-star rating from both Rivals and Scout.com...Rivals' No. 12 rated player in the Garden State, which also ranked him as the No. 53 tackle nationally...Scout had him as the No. 49 offensive tackle prospect nationally...held a No. 20 ranking among SuperPrep New Jersey 36...ESPN ranked Foose as the No. 93 offensive tackle...lone offensive line prospect in FSU's class of 2010...held more than a dozen FBS scholarship offers, including Rutgers, South Carolina and Boston College...flipped to FSU after initially committing to Illinois...born December 15, 1991.



8 • Devonta Freeman

- RB, 5-8, 209, SO
- Miami, Fla./Miami Central

2012 OUTLOOK: Quick and powerful running back with good hands and good speed out of the backfield. Missed all of spring practice rehabbing a back injury, but already has a good grasp of the playbook heading into the fall.

2011: True freshman who took over as the team's top tailback when Chris Thompson went down with a broken back in the Wake Forest game...put up the fifth-most rushing yards (579) by a true freshman running back in school history joining the likes of Greg Allen (1981), Roosevelt Snipes (1983), Travis Minor (1997) and Larry Key (1974)...led FSU in rushing attempts (120), yards (579), average per rush (4.8), rushing touchdowns (8) and yards rushing per game (48.2)...ranked sixth on the team in receptions (15) and gained 111 yards receiving...scored a rushing TD in six of the 12 games he played in including two games with multiple rushing TDs...became just the fifth freshman in school history to run for 100 yards in consecutive games (Duke and Maryland) and was the first freshman to post back-to-back 100 rushing yard games since 1988...led the team in rushing in seven of the last nine games of the season...appeared in first career game as a Seminole against ULM and rushed seven times for 25 yards and scored his first collegiate TD on a one-yard run in the third quarter...had 45 yards of offense against CSU...team-best 37 yards rushing on five carries at Wake Forest...totaled 109 rushing yards on 19 carries at Duke, becoming the first Seminole to log 100 yards on the ground in a game in 2011...totaled 100 yards rushing on 11 carries versus Maryland...also scored on a career-long 41-yard run against the Terrapins and on a 10-yard run against the Blue Devils...rushed for a 7-yd TD versus NC State...scored twice versus Boston College (12-yard run and 3-yard run) making it a fourth straight game that he rushed for a touchdown...led FSU with 76 yards rushing versus Miami...ended the regular season with both offensive touchdowns scored in the Seminoles win over Florida in Gainesville...carried 13 times for 48 yards in the win against Notre Dame in the Champs Sports Bowl...earned one of six freshman academic awards for his work in the classroom and voted a Top Newcomer on offense at the team's annual banquet...earned CFN Freshman All-American honorable mention honors.

PERSONAL: Enrolled early in January 2011...considered one of the most versatile runners in the country, effectively running between the tackles and capable of using his 4.5 40-yard dash speed to turn the corner...a four-star prospect by both Rivals.com and Scout.com...ranked the No. 10 running back and the No. 108 overall player in the nation by Rivals.com and the No. 9 running back by Scout.com...No. 15 running back by ESPN...rated as the No. 5 running back and the No. 52 overall player in the nation by 247Sports...helped lead Miami Central to the 2010 Class 6A state title and was named the MVP after gaining 308 yards on 36 carries - falling just 20 yards shy of a state championship game record...as a senior ran for Miami-Dade County-leading 2,208 yards and 26 touchdowns...recorded 663 rushing yards and six touchdowns in the final

two games of the state playoffs...rushed for 545 yards and two touchdowns as a junior back-up to Kentucky signee Brandon Gainer...first Team All-Dade by *The Miami Herald*...member of the *Times-Union's* Florida Super 75 where he was rated as the No. 4 running back...No. 24 on the SuperPrep Elite Top 50 and No. 4 on the SuperPrep Florida 110...born March 15, 1992.

FREEMAN'S RUSHING CAREER STATS

YR.	G	RUSH	YDS	AVG	TD	LG	AVG/G
2011	12	120	579	4.8	8	41	48.2
TOT	12	120	579	4.8	8	41	48.2

FREEMAN'S RECEIVING CAREER STATS

YR.	G	REC	YDS	AVG	TD	LG	AVG/G
2011	12	15	111	7.4	0	21	9.2
TOT	12	15	111	7.4	0	21	9.2

FREEMAN'S CAREER HIGHS

Rushes	19, at Duke 2011
Yards	109, at Duke 2011
Longest Rush	41, Maryland 2011
TD	2 (twice), last at Florida 2011
Longest TD Rush	41, Maryland 2011



Devonta Freeman



19 • Josh Gehres

- WR, 6-3, 202, R-JR
- Tallahassee, Fla./Lincoln

2012 OUTLOOK: Redshirt junior receiver, who returns to add depth to FSU's deepest unit after he missed the majority of 2011 with a knee injury. Has outstanding hands, body control and concentration making him a solid possession receiver for the 'Noles. One of 11 Seminoles playing this fall who has already received an undergraduate degree. Earned the Matt Schmauch (Sch-Mock) Award after spring 2012, which is an award established in honor of the former assistant football academic advisor who passed away in June of 2003 and honors the student-athlete who best characterizes the values that Schmauch represented and a person who is accountable and responsible in the classroom.

2011: Redshirt-sophomore receiver who was enjoying another productive spring practice before injuring his knee which caused him to miss the majority of the 2011 season...returned to log a couple of snaps against NC State and Boston College...received his degree in finance during spring commencement in April 2012.

2010: Redshirt-freshman who hauled in three catches for 26 yards...played in 13 games, mostly on special teams...had a career-high two catches at Oklahoma...caught a pass for two yards at Maryland...season-long 18-yard reception came at Oklahoma.



2012 SEMINOLES

2009: Spent his redshirt season working on the scout team where he earned Offensive Scout team MVP honors...a member of the 2008 signing class, he delayed his enrollment until January '09 and participated in spring practice...earned a 4.0 GPA in the fall semester.

PERSONAL: Starred locally at Lincoln High where he rolled up 1,100 yards and 13 TDs on just 29 receptions as a senior in the fall of 2007...earned second team 4A All-State honors as a senior...selected to the Tallahassee Democrat's All-Big Bend first team...also ran track at Lincoln...carried a 4.5 weighted GPA in high school...grandfather played football for FSU in the 1950s...chose FSU over offers from Illinois, Michigan State, Iowa and South Florida...born February 13, 1990.

GEHRES' CAREER STATS

YR.	G	REC	YDS	AVG	TD	LG
2010	13	3	26	8.7	0	18
2011	2	0	0	0.0	0	0
TOT	15	3	26	8.7	0	18



89 • Christian Green

- WR, 6-2, 205, R-SO
- Tampa, Fla./Catholic

2012 OUTLOOK: A gifted athlete whose quickness and elusiveness makes him a perfect option at slot receiver. Converted run-pass quarterback who has made an easy transition to the wide receiver spot due to his ability to digest the offense which he showed by ranking among the top five in almost every FSU receiving category in 2011.

2011: Redshirt freshman who ranked among the top five in almost every FSU receiving category after playing in all 13 games and making four starts (Duke, Maryland, Miami, Virginia)...finished second on the team averaging 17.3 yards per catch, third in yards receiving (450) and receiving yards per game (34.6)...his 26 receptions were the fifth-most on the team...just the seventh freshman receiver in FSU history to record a 100 yard receiving game...joined with fellow freshman Rashad Greene to surpass 100 receiving yards in the game versus Wake Forest...the pair became the first freshmen tandem in FSU history to record 100 receiving yards in the same game...collected his first two career receptions against Charleston Southern in the second game of the year...exploded for seven receptions and 77 yards at Clemson...followed that performance with four catches for a career-best 102 yards at Wake Forest...logged a career-long 59-yard reception at Duke...led FSU with four catches and 55 yards versus Miami...also was selected CFN Freshman All-America honorable mention...awarded the most improved player on offense at the team's annual banquet...earned CFN Freshman All-American honorable mention honors.

2010: Redshirt season.

PERSONAL: Related to former FSU standout receiver E.G. Green...tremendous athlete and leader who directed Tampa Catholic to the 2B state championship game as a senior and the third round of the playoffs as a junior...boasted a five-star rating from Scout.com, which also listed him as the No. 5 receiving prospect nationally...held four-star rating from Rivals and was the No. 7 "athlete" nationally, the No. 9 prospect in Florida and No. 61 nationally...SuperPrep Florida 115 had him as its No. 1 player in the state...ESPN rated him the No. 9 athlete in the class and No. 53 prospect...was No. 90 prospect by MaxPreps...participated in the US Army All-American Bowl in San Antonio, Texas...checked in at No. 65 of *Sporting News*' 2010 Top 100 list...passed for 777 yards and 11 touchdowns as a senior, while adding more than 500 rushing yards...also managed four receptions for 124 yards...a SuperPrep All-America 290 choice as the No. 3 receiver nationally...*Times-Union* rates Green as the No. 1 "athlete" among its Florida Super 75...ranked No. 17 in Bill Buchalter's Florida 100 as an "athlete"...coveted by many schools, Green ultimately selected FSU over Georgia with Florida third in his pecking order...born August 9, 1992.

GREEN'S RECEIVING CAREER STATS

YR.	G	REC	YDS	AVG	TD	LG
2011	13	26	450	17.3	0	59

GREEN'S RUSHING CAREER STATS


YR.	G	RUSH	YDS	AVG	TD	LG	AVG/G
2011	13	2	11	5.5	0	9	0.8

GREEN'S CAREER HIGHS

Receptions	7, at Clemson	2011
Yards	102, at Wake Forest	2011
Longest Catch	59, at Duke	2011



Christian Green



80 • Rashad Greene

- WR, 6-0, 175, SO
- Albany, Ga./St. Thomas Aquinas (Fla.)

2012 OUTLOOK: FSU's leading receiver from a year ago as a true freshman, who will look to build upon one of the best single seasons in recent FSU history. Smart, speedy receiver who has great hands and explosive play-making ability. Attacks the ball in the air and can pull away from defenders with his speed after making the catch. Also will see time as a punt returner and kick returner on special teams.

2011: One of the nation's most explosive freshmen receivers before an injury untracked a possible record-breaking season...named Most Outstanding Player of the Champs Sports Bowl after hauling in five catches for 99 yards and a 15-yard touchdown - all in the second half in helping rally FSU to the win over Notre Dame...named to the ACC All-Academic Football Team...earned CFN Freshman All-American honorable mention honors...despite missing four games due to an Achilles injury Greene still led FSU in catches (38), receiving yards (596), touchdown receptions (7), receiving yards per game (66.2) and also hauled in the longest pass of the season (69)...left his mark as one of the best freshman receivers in FSU history posting the second-most receptions (38), receiving touchdowns (7) and third-most receiving yards (596) by a freshman...ranked among the top five freshmen nationally in receiving touchdowns...ranked third on the team with an average of 15.7 yards per catch...would have ranked fifth in the nation for receiving yards per game among freshmen but he missed time due to injury...played in just nine games and earned starts against Oklahoma, Clemson and Wake Forest...just the sixth freshman receiver in FSU history to record a 100-yard receiving game...joined with fellow freshman Christian Green to surpass 100 receiving yards in the game versus Wake Forest as the pair became the first freshmen in FSU history to record 100 receiving yards in the same game...after his performance versus Wake Forest he now owns the freshman single game receiving record with 163 yards...became the first FSU freshman in 35 years to catch a 50-yard pass in back-to-back games and first Seminole since 1998 to catch a TD pass of 55 yards or more in consecutive games...Greene is the first FSU player since 2000 to catch a TD pass in five straight games...currently second all-time at FSU for TD receptions by a freshman, fourth for all-time receiving yards by a freshman and fifth for receptions by a freshman...started his FSU career by catching a TD pass on his very first play...went on to catch a touchdown in the first five games he played...registered career-highs in receptions (12) and yards (163) at Wake Forest...his 69-yard touchdown grab against CSU was the longest reception for a touchdown by



2012 SEMINOLES

a Seminole since Rod Owens' 98-yard score versus North Carolina in 2009...caught a team-best eight balls for 98 yards and a score at Clemson...tied the Oklahoma game at 13-13 with a 56-yard touchdown catch-and-run on third-and-28 with 9:32 remaining... first career start came against Oklahoma...sat out of Duke, Maryland, NC State and Boston College games with an injury...earned one of six freshman academic awards for his work in the classroom and voted a Top Newcomer on offense at the team's annual banquet...named to the All-ACC Academic football team...also was selected CFN Freshman All-America honorable mention.

PERSONAL: Speedy four-star receiver who starred for perennial state and national power St. Thomas Aquinas...ranked as the No. 10 wide receiver nationally by Scout.com, No. 20 by 247Sports and No. 29 by Rivals.com...No. 125 on the ESPN 150 and No. 20 wide receiver nationally by ESPN...had 43 receptions for 943 yards (21.9 yards per catch) with 13 touchdowns as a senior...came up big in the 2010 Class 5A State title game with six receptions for 148 yards and two touchdowns -- including a title-clinching 74-yard pass in the fourth quarter as St. Thomas Aquinas defeated Tampa Plant 29-7 and finished with a No. 3 national ranking...tallied 31 catches for 510 yards and 10 touchdowns as a junior, helping St. Thomas Aquinas to a state title...First Team *Sun-Sentinel*/All-Broward County as a senior...No. 30 on Bill Buchalter's 2011 Florida Top 100 for the *Orlando Sentinel*...All-Broward County First Team by *The Miami Herald* as a senior and All-Broward County Second Team as a junior...No. 94 on *Mobile Press-Register* Super Southeast 120...No. 17 on the SuperPrep Florida 110...member of the *Florida Times-Union's* Super 75 where he was rated as the No. 5 wide receiver...also a standout track & field athlete in sprints and jumps...coached in football by South Florida icon Greene Smith at St. Thomas Aquinas.

GREENE'S RECEIVING CAREER STATS

YR.	G	REC	YDS	AVG	TD	LG	AVG/G
2011	9	38	596	15.7	7	69	66.2

GREENE'S RUSHING CAREER STATS

YR.	G	RUSH	YDS	AVG	TD	LG	AVG/G
2011	9	3	44	14.7	0	53	4.9

GREENE'S KICKOFF RETURN CAREER STATS

YR.	G	NO	YDS	AVG	TD	LG
2011	9	3	65	21.7	0	24

GREENE'S CAREER HIGHS RECEIVING

Receptions	12, at Wake Forest 2011
Yards	163, at Wake Forest 2011
Longest Catch	69, Charleston Southern 2011
TD	2, Charleston Southern 2011
Longest TD Catch	69, Charleston Southern 2011



Rashad Greene



12 • Jarred Haggins

- WR, 6-1, 187, JR
- Lakeland, Fla./Lakeland

2012 OUTLOOK: Junior slot receiver who was off to a good start in 2011 before breaking his hand on a diving catch against Oklahoma. Converted high school quarterback whose athleticism and speed makes him an elusive receiver especially in the open field. Had another productive spring practice where he thrived in the slot.

2011: Came into the season with just one catch and was on his way to making a huge impact before breaking his right hand versus Oklahoma...finished the season with 11 catches for 94 yards, averaging 8.5 yards per catch in seven games played...had a team-best four catches for 45 yards against Oklahoma...made a miraculous comeback playing at Duke missing just two games after sustaining his hand injury...in his first career start against ULM, hauled in five catches for 28 yards from his slot position.

2010: Played in seven games mostly on special teams...played a few snaps on offense and recorded his first career catch on a 4-yard grab against Samford.

PERSONAL: Quarterbacked the Lakeland Dreadnaughts as a senior but moved to receiver at FSU...a three-star prospect according to both Rivals and Scout.com... finished with a No. 84 ranking in Florida Rivals Postseason Top 100...ranked No. 42 in the SuperPrep Florida 115...ESPN ranked Haggins as No. 46 athlete nationally...led Lakeland to the 5A state semifinals, losing to Tampa Plant...was a third team 5A All-State selection as a utility player in 2008 when the Dreadnaughts lost to St. Thomas Aquinas in the state championship...as a senior threw for 1,512 yards and 17 TDs with just four interceptions...rushed for 525 yards and seven TDs...passed for 1,303 yards and 14 TDs in 2008, while adding 298 rushing yards and one score...blessed with 4.4 speed... nephew of FSU assistant coach and Polk County native Odell Haggins...two-time, first team All-Polk selection...chose the Seminoles over Florida, Louisville, Ohio State, USF and Tennessee...born January 17, 1992.

HAGGINS' CAREER STATS

YR.	G	REC	YDS	AVG	TD	LG	AVG/G
2010	7	1	4	4.0	0	4	0.5
2011	7	11	94	8.5	0	24	13.4
TOT	14	12	98	8.2	0	24	7.0

HAGGINS' CAREER HIGHS

Receptions	5, ULM 2011
Yards	45, Oklahoma 2011
Longest Catch	24, Oklahoma 2011



Jarred Haggins



51 • Bobby Hart

- OL, 6-5, 318, SO
- Ft. Lauderdale, Fla./St. Thomas Aquinas

2012 OUTLOOK: Athletic young tackle, who played as a 17-year old true freshman in 2011, starting the final nine games in 2011. One of four linemen with six or more starts returning in 2012.

2011: True freshman offensive tackle who celebrated his 17th birthday during preseason camp and was inserted into the starting lineup for the final nine games of the season, including the Champs Sports Bowl...earned second team CFN Freshman All-America honors...saw limited action in the first two games of the season and didn't see the field



2012 SEMINOLES

again until he made his first career start on the road against Wake Forest on Oct. 8, when he stepped in for injured senior Andrew Datko at left tackle...was moved to right tackle the following week at Duke, where he became a fixture...his career-high five knockdowns came in the road win over the Blue Devils...posted his season-best grade of 77 in the regular season home finale against Virginia...also posted a grade of 74 with a pair of knockdown blocks against NC State...was penalty-free in three of FSU's final four regular season games...allowed just 4.5 sacks, pitching shutouts in five of his nine starts...gained valuable experience that should translate well into the future for an offensive line that was forced to use seven different lineups due to injury in 2011...earned one of six freshman academic awards for his work in the classroom and voted a Top Newcomer on offense at the team's annual banquet.

PERSONAL: Anchored a St. Thomas Aquinas offensive line that helped the Raiders compile 5,612 yards of total offense on their way to the 2010 Class 5A State championship and a No. 3 national ranking...rated a five-star offensive tackle by Scout.com and four-star lineman by Rivals.com...considered a relentless drive blocker with good feet in pass protection...ranked as the No. 8 offensive tackle by Rivals.com, No. 77 nationally at any position and No. 19 in the state...Scout.com ranked him the No. 4 offensive tackle in the country...rated a four-star prospect and the No. 16 offensive tackle by 247Sports...No. 25 on the ESPN 150 and No. 4 overall offensive tackle...selected to Under Armour All-American team...First Team All-Broward County by *Sun Sentinel* as a senior...No. 14 on Bill Buchalter's 2011 Florida Top 100 for the *Orlando Sentinel*...All-Broward County First Team by *The Miami Herald* as a senior...No. 43 on *Mobile Press-Register* Super Southeast 120...member of the *Times-Union's* Florida Super 75 where he was rated as the No. 1 offensive tackle...No. 32 on the SuperPrep Florida 110...Second Team 2A All-State offensive lineman as a junior at Fort Lauderdale's Cardinal Gibbons...coached by legendary South Florida high school coach George Smith at St. Thomas Aquinas...also played forward on a highly ranked travel AAU basketball team until last summer, playing against the likes of former Ohio State phenom and NBA first round pick Jared Sullinger and Winter Park High senior Austin Rivers...qualified for state in wrestling as a sophomore...born August 21, 1994.



82 • Willie Haulstead

- WR, 6-3, 230, R-JR
- Titusville, Fla./Titusville

2012 OUTLOOK: Tall and physically imposing receiver, who missed the 2011 season with a concussion suffered in the preseason. Looked to have returned to his old form during spring practice 2012. Maintains great body control, hand strength and innate elusiveness. Brings 26 career games and 39 career receptions into his redshirt junior season.

2011: Redshirted after suffering a preseason concussion that kept him out for the season.

2010: True sophomore who emerged as one of Florida State's premier playmakers in the passing game after managing just one reception in 2009...led all Seminole receivers with six touchdowns and a 15.4 yards per reception average...ranked third on the team with 38 receptions, but his 587 yards ranked second...played in 13 games, but made only five starts...collected his first career touchdown in a five-reception performance against Wake Forest...had single touchdowns in games against Virginia, NC State, North Carolina and Florida...

enjoyed one of the most productive games by a Seminole wideout in recent history when he caught a career-high 10 passes for a career-high 154 yards and a touchdown against North Carolina...became the second of three FSU receivers in 2010 with a 100-yard receiving game...led the team with eight plays of 25 yards or more.



Willie Haulstead

2009: Participated in 13 games with the majority of his playing time coming on special teams...one of only two true freshman receivers to see action...lone reception came in regular season finale against rival Florida on a 10-yard pass from EJ Manuel...logged 10 tackles, the most by any offensive player on the roster.

PERSONAL: Collected 75 receptions for 1,079 yards and 18 TDs over his final two seasons at Titusville...missed much of his senior season with a broken foot...rated a four-star prospect who earned All-Space Coast honors as a senior despite an injury...also participated in track & field at Titusville...helped open the recruiting doors to the FSU staff in the Space Coast area when he chose the 'Noles over Michigan, Purdue, USF, UCF, Auburn, Boston College and South Carolina...born August 14, 1989.

HAULSTEAD'S CAREER STATS

YR.	G	REC	YDS	AVG	TD	LG	AVG/G
2009	13	1	10	10.0	0	10	0.8
2010	13	38	587	15.4	6	41	45.2
2011	DID NOT PLAY						
TOT	26	39	597	15.3	6	41	23.0

HAULSTEAD'S CAREER HIGHS

Receptions	10, North Carolina 2010
Yards	154, North Carolina 2010
Longest Catch	41, North Carolina 2010
TD	2, Wake Forest 2010
Longest TD	15, at Virginia 2010



6 • Dan Hicks

- TE, 6-4, 259, R-JR
- Oxford, Miss./Oxford

2012 OUTLOOK: An outstanding athlete who makes the transition back to his natural position of tight end after spending his first three seasons as a 'Nole playing defensive end. Used spring practice getting acclimated to FSU's offensive system, but did show he has the physical tools in his size and speed to be a breakout player at tight end for the Seminoles.

2011: Redshirt sophomore who backed up Brandon Jenkins at right defensive end...a valuable member of FSU's deep defensive line rotation...played in all 13 games for the Seminoles registering 16 tackles...tallied 4.5 tackles for loss on the season...also had a pass break-up to his credit...registered a career-high two tackles for loss against Charleston Southern...twice matched his single-game high with three tackles (Charleston Southern, Clemson)...recognized with one of four community service awards given out at the end of spring practice 2012.

2010: Redshirt freshman who backed up All-American Brandon Jenkins at right end and played well registering 18 tackles (13 solo) in 13 games...contributed three tackles for loss and two sacks...earned first career sack against BYU...posted a career-high three tackles in road win at Miami.

2009: Spent his redshirt season excelling on the practice field, earning Defensive Scout Team Co-MVP honors.

PERSONAL: Flew under the radar as a recruit after a broken foot cost him half of his senior season...earned only a two-star rating...caught 18 passes for 285 yards as a junior tight end...earned all-district honors as a junior and was a second-team all-region choice...an outstanding athlete who was a double-figure scorer on the basketball court as a junior and senior...was a standout on the track & field team at Oxford, where he hurdled and competed in the throw events...the son of former FSU standout defensive lineman Dan Footman...chose FSU over Arkansas State...born December 7, 1990.

HICKS' CAREER STATS

YR.	G	UA	A	TOT	TFL-YDS	PD	FF	FR	INT	SACKS
2010	13	13	5	18	3.0-13	1	2	0	0	2.0
2011	13	7	9	16	4.5-8	1	0	0	0	0.0
TOT	26	20	14	34	7.5-21	2	2	0	0	2.0

HICKS' CAREER HIGHS

Tackles	3 (three times), last at Clemson 2011
Tackles for Loss	2.0, Charleston Southern 2011
Sacks	1.0 (twice), last Virginia 2010



2012 SEMINOLES



18 • Dustin Hopkins

- K, 6-2, 190, SR
- Houston, Texas/Clear Lake

2012 OUTLOOK: One of the nation's top kickers and a leading candidate for the Lou Groza Award heading into his fourth season as a starter for the Seminoles. Enters his final season chasing

the FSU and Atlantic Coast Conference career scoring records needing just 68 points to become the all-time leading scorer at FSU (393 points, Derek Schmidt) and in ACC history (393 points, Nick Novak of Mayland). Strong-legged kicker who now has four career field goals of 50 yards or longer, and who brings a school record 130 consecutive PAT conversions into the season. Ranks fifth in school history and eighth all-time in the ACC with 63 career field goals needing 11 more for the FSU record and 18 more for the ACC record. Also one of the top kickoff specialists in the nation having averaged 66.1 yards on kickoffs with 94 career touchbacks. Recognized by the ACC and Florida State as a "Top 6 for Service" award recipient for the second straight year. Earned one of four community service awards given out at the end of spring practice. One of 11 Seminoles to playing this fall that has already received an undergraduate degree.

2011: Third-year starter who converted 22 of 27 field goal attempts, establishing a new personal-best 81.5 percent single-season conversion rate... finished 44-of-44 on PAT conversions, extending his school record streak to 130, which tops all active FBS kickers and is the second-longest streak in ACC history...near-unanimous choice as first team All-ACC kicker...selected as one of three finalists for the Lou Groza Award, presented to the nation's top placekicker...earned CoSIDA Capital One Academic All-America second-team honors on the strength of his 3.82 cumulative GPA... one of three Seminoles selected to the ACC All-Academic Football team, earning the honor for the third straight year...made his first 10 field goal attempts, extending his career-best streak to 17 in a row, which ranks second in school history behind Graham Gano's 18... Hopkins' 63 career field goals ranks fifth in school history...led the ACC in scoring with 110 points, pushing his career total to 326, which ties for third in FSU history...including his 71 placement kicks (FG/PAT combined), Hopkins has not had a kick blocked in 223 attempts, spanning his entire career...had a season-long 53-yard field goal against No. 1 Oklahoma; the fourth of his career of 50 yards or longer...collected at least one field goal in 12 of 13 games, with a season-high of three at Boston College...scored 10 or more points in six games, including a season-high 14 against Charleston Southern... beyond his placement kicking prowess, Hopkins boomed 29 touchbacks as FSU led the ACC in net kickoff with a 48.6 average...had at least one touchback in 12 of 13 games and twice posted a season-best five (Charleston Southern, Clemson)...completed his undergraduate degree in media/communications studies in spring 2012 after just three full years at FSU...also chosen as a finalist for the Danny Wuerffel Trophy, presented to the Division I player who best exemplifies excellence in the community, classroom and on the field...earned one of two academic awards for the junior class for his work in the classroom and voted a Special Teams MVP at the team's annual banquet...recognized with one of four community service awards given out at the end of spring practice 2012.

2010: Sophomore kicker who was a semifinalist for the Lou Groza Award, which is presented to the nation's top placekicker...a two-year starter, who handled all of the kickoff, field goal and PAT kicks for the Seminoles...scored a career-high 119 points, which led the team and the ACC and was the third-most in a single-season in FSU history...became just the 10th kicker in FSU history to score 100 points in a season and the 12th player overall to eclipse the century mark...converted 22 of 28 field goal attempts and 53 of 53 PATs...had at least one field goal in 13 of 14 games...his career-long field goal of 55 yards came as time expired in a 16-13 victory over Clemson, which is the longest walk-off winning kick in ACC history...Hopkins' game-winner - which was also the longest field goal in the ACC in 2010 - came after he missed a potential game-winner a week earlier from 40 yards against North Carolina...earned ACC Specialist of the Week honors for his effort against the Tigers...was 6-of-6 on field goals inside the 30, and 17-of-19 inside the 40... also boomed a 52-yarder at Oklahoma, matching his previous career long...matched his career-high, set in 2010 in the Gator Bowl, with four field goals in the Chick-fil-A Bowl which was a bowl record...had three field goals against Clemson and Maryland in consecutive games...Hopkins' 41 touchbacks ranked second in the country and was the most by an FSU kicker since All-American Sebastian Janikowski in 1999 which makes him a valuable contributor in the field position game... he and the Seminoles led the ACC in net kickoffs with a 47.1 average and opponents starting on average just shy of the 22-yard line...in all 41 of his 86 kickoffs (47.7 percent) went unreturned...one of four Seminoles selected to the ACC All-Academic football team...named the team's Co-Special Teams Most Valuable Player along with punter Shawn Powell and also received an academic award for one of the top GPAs in his class at the team's annual football banquet.

2009: True freshman who won the starting job in preseason competition with James Esco and handled all of the kicking duties...led the Seminoles in scoring with 97 points; the most prolific freshman campaign by a kicker in program history...converted four of five field goal attempts to set an FSU bowl record in the 33-21 Gator Bowl win over West Virginia...converted his first collegiate field goal attempt from 52 yards against Miami... was successful on 19 of 27 field goal attempts, including 11 of 13 from inside 40 yards... finished the season with a streak of 33 consecutive successful PATs after struggling with his consistency early in the year...his 24 touchbacks led the ACC - nine ahead of his nearest competitor and ranked fourth nationally...opponents' average starting point following a kickoff was its own 25...selected to Sporting News ACC All-Freshman squad...one of three Seminoles selected to the ACC All-Academic Football team.

PERSONAL: Was the consensus top-rated kicker in the country coming out of high school...two-time Texas 5A All-State selection...USA Today first team All-American as a senior...participated in the Under Armour All-America game...like former FSU standout kickers Scott Bentley and Sebastian Janikowski, is a gifted athlete who also contributed to his Clear Lake High School team as a starter in the secondary...an outstanding high school student who boasted better than a 4.0 weighted GPA...selected FSU over Notre Dame, Missouri and Kansas State...born October 1, 1990.

HOPKINS' CAREER STATS

YR.	G	FGM-FGA	LONG	PATS	PTS
2009	13	19-27	52	40-44	97
2010	14	22-28	55	53-53	119
2011	13	22-27	53	44-44	110
TOT	40	63-82	55	137-141	326

HOPKINS' CAREER KICKOFF STATS

YR.	G	NO.	YDS	AVG	TB	OB	RTN	NET
2009	13	75	4850	64.7	24	1	21.4	44.0
2010	14	86	5705	66.3	41	6	21.5	47.1
2011	13	82	5515	66.8	29	2	19.0	48.6
TOT	40	243	16,070	66.1	94	9	20.5	46.6

HOPKINS' CAREER HIGHS

Field Goals	4 (twice), last South Carolina 2010
Long Field Goal	55, Clemson 2010
FG Streak	17 consecutive (from Maryland 2010 to Duke 2011)
PAT's	8, Charleston Southern 2011
Consecutive PAT's	130 (from BYU 2009 to present)
Kickoffs	11, Charleston Southern 2011
Touchbacks	7, BYU 2009
Points	15, West Virginia 2009



Dustin Hopkins



2012 SEMINOLES



1 • Tyler Hunter

- DB, 6-0, 190, SO
- Valdosta, Ga./Lowndes

2012 OUTLOOK: Versatile defensive back, who can play either safety or corner and made significant strides during spring practice. Switches to jersey No. 1 in 2012 and will use his

physical play and speed in playing a bigger role in FSU's nickel and dime packages moving forward. Also, a key contributor on special teams. Enters 2012 as the backup to Lamarcus Joyner at strong safety.

2011: Played in 11 games primarily on special teams as a true freshman...tallied three tackles, one each against ULM, Charleston Southern and Boston College.

PERSONAL: Fourth member of the Lowndes County High School football team to commit to Florida State in the last two years, joining Greg Reid, Gerald Demps and Telvin Smith...ranked No. 116 in the ESPNU 150 and the No. 10 safety...rated the No. 33 safety by Rivals.com and the No. 43 safety by Scout.com...earned a three-star rating from 247Sports...No. 39 on the SuperPrep Georgia 83...No. 34 on the *Atlanta Journal Constitution's* Top 50 Recruits...his father, Brice Hunter, was a receiver and a University of Georgia legend before his untimely death in 2004...the elder Hunter was the Bulldogs' top receiver in the early 1990s and still ranks among the school's career leaders in several offensive categories...he played for highly-respected Lowndes County coach Randy McPherson...Hunter has run a 4.50 40 and boasts a 4.33 shuttle time...he chose the Seminoles over offers from Florida, Louisville, Mississippi State and Tennessee...born March 24, 1993.

HUNTER'S CAREER STATS

YR.	G	UA	A	TOT	TFL-YDS	PD	FF	FR	INT	SACKS
2011	11	1	2	3	0.0-0	0	0	0	0	0.0



54 • Tre' Jackson

- OL, 6-5, 328, SO
- Jesup, Ga./Wayne County

2012 OUTLOOK: Big, promising young offensive guard who displays good agility and strength in helping hold down the interior of the line. Carried over momentum from his first career start in the

Champs Sports Bowl to spring practice leaving spring as the starter at right guard.

2011: Played sparingly prior to making his first career start at right guard in the Champs Sports Bowl...played all 62 snaps in the bowl win over Notre Dame and did not allow a sack or pressure...doubled his season total of snaps against the Irish after managing just 31 in the previous seven games...missed the first five games of the season with a groin injury, but played in each of the last eight, primarily on special teams but also at guard...played 10 snaps on offense against Maryland after registering eight the previous week at Duke.

PERSONAL: Versatile big man who was recruited by a number of programs as both a defensive tackle and an offensive lineman...impressive physical specimen who has the frame and skill set that excites the coaching staff...garnered a three-star ranking from Rivals.com as a defensive tackle and carries a No. 60 national position rank...also ranked as the No. 78 overall player in talent-rich Georgia...Scout.com had Jackson rated as a three-star prospect at offensive guard...played his high school football at Wayne County for coach Jody Grooms...was a late bloomer in the recruiting world because he sat out his junior season with an injury...hails from the same school that produced former Seminoles' offensive tackle Tony Yeomans, who was part of FSU's heralded 1985 signing class...originally committed to Georgia Tech back...selected Florida State over Georgia, Alabama, Miami and NC State, though he also had offers from Florida, Rutgers, Middle Tennessee, Georgia Southern and Southern...born December 14, 1992.



Tre' Jackson



4 • Brandon Jenkins

- DE, 6-3, 260, SR
- Tallahassee, Fla./Florida High

2012 OUTLOOK: Preseason All-America candidate who is one of the top defensive ends in the nation. Named to the watch lists for the Lott Impact Trophy, Bednarik Award and Nagurski Award all given to the nation's top defensive player. Decided to return to Florida State for his final season and will don a new No. 4 jersey instead of No. 49 in 2012. Left spring practice playing at the top of his game, as he earned the most outstanding spring defensive player award and the Hinesman, given to the spring's top overall player. A natural pass rusher, whose best trait is probably his quickness off the ball to go along with good instincts in reacting to the ball.

2011: Second-year starting junior at the right defensive end position who earned second team All-ACC honors...made 27 consecutive starts, including all 13 games in 2011...one of the nation's elite pass rushers...used in a variety of roles by defensive coordinator Mark Stoops, from the traditional down position to a stand-up player with rushing and coverage responsibilities...led all Seminole defensive linemen with 41 tackles and 29 solo stops...paced the team with 12 tackles for loss and eight sacks...his 36.5 career tackles for loss rank eighth in FSU history and his 21.5 quarterback sacks ties for eighth on the school's all-time list...registered a season-high five solo tackles against No. 1 Oklahoma...had a season-best 2.5 sacks and tackles for loss against Virginia on a day when he finished with a season-high six tackles...earned ACC Defensive Lineman of the Week honors for his performance against the Cavaliers...played his best football down the stretch, posting 4.5 tackles for loss and 3.5 sacks over the final three regular season games...played a leading role for an FSU defense that ranked second nationally in rushing defense and fourth in both total defense and points...named one of three most valuable players on the defense at the team's annual banquet.

2010: A true sophomore and first-year starter at right defensive end, Jenkins emerged as one of the elite rush ends in the nation...a first team All-ACC selection...earned second team All-America honors from Rivals.com, fourth team from Phil Steele and honorable mention from Sporting News and SI.com...was the biggest statistical contributor to FSU's nation-leading 48 quarterback sacks...ranked third nationally in total sacks with 13.5, which tied for the fifth-best season in Florida State history...tied for fourth-most nationally with 21.5 tackles for loss, which is the third-best season in FSU history behind Brodrick Bunkley and Darnell Dockett...registered two-sack games five times in 2010, the last time coming against Florida which earned him ACC Defensive Lineman of the Week honors...enjoyed perhaps his best performance in the Seminoles win over Boston College, when he registered a career-high nine tackles (six solos), including 3.5 tackles for loss and two sacks...ranked sixth among Seminoles in total tackles with 63, including 42 solo stops...filled his stat line out with two pass breakups, four quarterback hurries and two forced fumbles...recognized as the team's Most Valuable Player at the annual football banquet.



Brandon Jenkins



2012 SEMINOLES

2009: Played in 12 of 13 games as a true freshman after enrolling in January 2009...had 12 total tackles and three tackles for loss, including one in the Seminoles' Gator Bowl victory over West Virginia...saw his playing time at end increase in passing situations late in the season...managed to lead the team in quarterback hurries with four...announced his arrival with an impressive spring practice just two months after becoming the lone early enrollee.

PERSONAL: Product of the Florida State University School, better known as Florida High...carried a four-star rating and was considered the No. 2 defensive end in the state as a senior...recorded 44 career sacks in three seasons, including 20 as a senior, to go along with 80 tackles...earned second team All-State honors in basketball as a junior...coveted by many but selected the Seminoles over Miami, LSU, South Carolina, Tennessee and Southern Miss...born February 9, 1990.

JENKINS' CAREER STATS

YR.	G	UA	A	TOT	TFL-YDS	PD	FF	FR	INT	SACKS
2009	12	8	4	12	3.0-6	0	0	0	0	0.0
2010	14	42	21	63	21.5-91	2	2	0	0	13.5
2011	13	29	12	41	12.0-79	1	0	0	0	8.0
TOT	39	79	37	116	36.5-176	3	2	0	0	21.5

JENKINS' CAREER HIGHS

Tackles	9, Boston College 2010
Tackles for Loss	3.5, Boston College 2010
Sacks	2.5, Virginia 2011



8 • Timmy Jernigan

- DT, 6-3, 303, SO
- Lake City, Fla./Columbia

2012 OUTLOOK: One of the top young defensive tackles in the country who was named to the preseason watch list for the Outland Trophy given to the nation's top interior lineman. Explosive

player off the ball, who was a disruptive force in opposing backfields as evidenced with the most tackles amongst all FSU interior linemen in his first season in 2012.

2011: True freshman defensive tackle out of Lake City, Fla. who provided the Seminoles with a huge lift in a reserve role...earned first team Freshman All-America honors from several national outlets...was the only true freshman to see action on defense in all 13 games...led all FSU interior defensive linemen with 30 tackles and led his position group with six tackles for loss and 2.5 quarterback sacks...credited with three quarterback hurries and also had a 12-yard fumble return to his credit...posted a career-high five tackles in FSU's win over NC State, when he registered two tackles for loss – including a sack – and a fumble return...Jernigan's performance against the Wolfpack earned him ACC Defensive Lineman of the Week honors...also turned in a four-tackle performances against Charleston Southern and Clemson...posted his first two tackles for loss and first career sack against Charleston Southern...named winner of the Devaughn Darling Award given to the top newcomer on defense at the team's annual banquet.

PERSONAL: Five-star defensive lineman, who was ranked No. 4 at defensive tackle in the nation by Scout.com...recorded 14 sacks as a senior at Columbia...listed as a four-star prospect ranked as the No. 2 defensive tackle by Rivals.com...ranked No. 29 in the Final Rivals 100...recorded 77 tackles, 32 tackles for loss, 14 sacks and one interception and also ran for four touchdowns on offense as a senior in 2010...2011 U.S. Army All-American...All-USA First-Team defense by *USA Today*...rated a four-star prospect, No. 2 defensive lineman and No. 17 overall player on the ESPN 150...No. 6 on the *Gainesville Sun's* Florida Top 50 Seniors...named to the 2010 All-First Coast First Team Defense by the *Florida Times-Union*...member of the *Times-Union's* Super 75 where he was rated as the No. 1 defensive tackle...No. 8 on the SuperPrep Florida 110 and No. 35 on the SuperPrep Elite 50...No. 5 on Bill Buchalter's 2011 Florida Top 100 for the *Orlando Sentinel*...No. 9 on *Mobile Press-Register* Super Southeast 120...No. 41 on Tom Lemming's MaxPreps.com 2011 Top 100...registered 131 tackles, 27 tackles for loss, 12 sacks, three forced fumbles and three fumble recoveries and was a 3A All-State selection as a junior and a sophomore...selected the Seminoles over LSU, Alabama, Tennessee and Florida...born September 24, 1992.

JERNIGAN'S CAREER STATS

YR.	G	UA	A	TOT	TFL-YDS	PD	FF	FR	INT	SACKS
2011	13	16	14	30	6.0-30	0	0	1	0	2.5

JERNIGAN'S CAREER HIGHS

Tackles	5, N.C. State 2011
Tackles for Loss	2 (twice), last N.C. State 2011
Sacks	1 (twice), last N.C. State 2011



Timmy Jernigan



46 • Jonathan Johnson

- TE, 6-7, 268, SR
- Sanford, Fla./Seminoles

2012 OUTLOOK: Walk-on tight end who will add depth to the most-inexperienced position group on the offense. One of 11 Seminoles to playing this fall that has already received an

undergraduate degree.

2011: Served as a member of the scout team offense.

2010: Saw action in two games for the Seminoles playing in the season opener against Samford and in the season finale against South Carolina.

PERSONAL: Walked on to the Florida State football team after playing basketball at Lynn University in Boca Raton, Fla., during the 2008-09 season when he played in seven games with one start...played football, basketball, ran track and cross country at Sanford Seminoles High School...averaged 10 points, 10 rebounds, eight blocks and three steals per game as a senior in high school and set the school record for rebounds in a game with 21...as a senior on the gridiron, recorded 100 tackles and 15 sacks...tallied 900 yards receiving and 150 rushing...plays four musical instruments (baritone, trombone, tuba and trumpet)...born August 27, 1990.



7 • Christian Jones

- LB, 6-4, 240, JR
- Winter Park, Fla./Lake Howell

2012 OUTLOOK: One of the top overall athletes on the team and FSU's returning top tackler who makes the move to weakside

linebacker after serving as the team's strongside linebacker in 2011. An impressive physical specimen at 6-4, 240 who has above average speed and quickness.

2011: First-year starter at strongside linebacker who finished second on the team in tackles (56) after starting all 13 games...also had six tackles for loss, three sacks and a team-high two forced fumbles on the season...recorded a career-best nine tackles against NC State, while matching his career-best with one sack...had two tackles and a sack against ULM...made eight tackles versus Oklahoma...added seven stops at Clemson...totaled five tackles at Wake Forest and versus Maryland...forced a fumble at Duke and against NC State...also excelled on special teams and was voted one of three Mr. Versatiles at the FSU annual awards banquet.

2010: True freshman who saw action in all 14 games on special teams and some spot duty at linebacker...registered 18 tackles (11 solo, seven assisted) and tallied three sacks and three tackles for loss...also had a pass break up and a fumble recovery...tallied a season-high six tackles (three solo stops, three assisted) in a win at Virginia...added sacks against Samford, Virginia and Maryland...first career fumble recovery



2012 SEMINOLES

came against South Carolina in the Chick-fil-A Bowl...recipient of the Devaughn Darling Award, given to the top freshman on the defense...named fifth team All-Freshman Defense by Phil Steele.

PERSONAL: Widely regarded as one of the nation's elite athletes not only at outside linebacker, but across the board...an FSU legacy player whose father Willie Jones, Sr. starred for the 'Noles at defensive end, a position also played by his brother Willie Jones, Jr...carried a five-star rating by Rivals...Rivals ranked the Lake Howell star as the No. 2 outside linebacker in the country, the No. 2 prospect in Florida and the 20th-best player nationally...Scout.com listed him as a four-star prospect and the No. 5-rated outside linebacker in the country...ESPN ranked Jones as No. 2 outside linebacker and No. 27 prospect overall...MaxPreps gave him a No. 71 national ranking...SuperPrep All-America 290 had him listed as the No. 2 outside linebacker in the nation and No. 2 player in the state, bestowing the honor of SuperPrep Dixie Defensive Player of the Year...checked in at No. 20 on *Sporting News*' Top 100 list of players nationally...rolled up 126 tackles, including 12 for losses and four sacks as a senior...had 160 stops as a junior and finished three-year Lake Howell career with 326 tackles...No. 1 outside linebacker on Florida Super 75 by the *Times-Union*...rated No. 7 player overall on Bill Buchalter's Florida 100 and No. 2 linebacker...participated in the Under Armour All-Star Game...selected FSU over Alabama, Florida, Notre Dame, Oklahoma and Tennessee, but also had offers from LSU, USC, Miami and Michigan...born February 18, 1991.



Christian Jones

JONES' CAREER STATS

YR.	G	UA	A	TOT	TFL-YDS	PD	FF	FR	INT	SACKS
2010	14	11	7	18	3.0-20	1	0	1	0	3.0
2011	13	33	23	56	6.0-20	2	2	1	0	3.0
TOT	27	44	30	74	9.0-40	3	2	2	0	6.0

JONES' CAREER HIGHS

Tackles	9, N.C. State 2011
Tackles for Loss	2.0, at Florida 2011
Sacks	1, (six times) last at Florida 2011

returns of 30 or more yards including a 37-yard return against Charleston Southern and two 30-yard returns in the last two regular season games against Virginia (32 yards) and Florida (34 yards)...named the most improved player on defense and a winner of the Bob Crenshaw Award at the team's annual banquet... recognized for his work in the classroom with one of eight sophomore academic awards and at the annual team banquet.

2010: True freshman cornerback who played in all 14 games and finished with 23 tackles, two pass break-ups and one interception...made an impact on kickoff returns and added five returns for 74 yards at Oklahoma and four returns for 112 yards in the ACC Championship Game against Virginia Tech...named fourth team All-Freshman Defense by Phil Steele.

PERSONAL: One of the nation's top prospects overall out of powerhouse St. Thomas Aquinas...became the fourth USA Today National Defensive Player of the Year to sign with Florida State, joining Derrick Brooks, David Warren and Antonio Cromartie...earned a five-star rating from both Rivals and Scout.com...Rivals ranked him No. 1 prospect in Florida and No. 1 cornerback nationally (No. 14 player overall)...Scout ranked him as the No. 2 cornerback prospect in the country...No. 1 cornerback nationally according to ESPN and No. 6 prospect overall...MaxPreps ranked Joyner No. 15 overall...helped his team to a 13-1 record with the lone blemish coming to Bradenton Manatee in 5A state semifinal...selected to play in the Under Armour All-American game...rolled up 1,090 all-purpose yards on just 79 touches as a senior...accounted for 11 touchdowns, highlighted by three kickoff returns for scores, where he averaged 39.6 yards per return...had four rushing and four receiving touchdowns...had only 14 tackles (12 solo) from his cornerback position as opponents stayed away from his side of the field...played three seasons at Miami Southwest, piling up 112 tackles, four sacks and an interception as a junior...also scored five touchdowns on special teams (four kickoffs, one punt return)...offensively had 17 receptions for 482 yards and seven TDs...had more than 100 tackles as a sophomore linebacker and accounted for more than 1,000 yards on offense...



Lamarcus Joyner

SuperPrep ranked Joyner No. 10 in its Florida 115...No. 15 player nationally on *Sporting News*' Top 100...member of *Times-Union*'s Florida Super 75 where he was rated No. 1 cornerback...No. 2 overall prospect in Bill Buchalter's Florida Top 100 where he ranked as No. 2 "athlete"... selected the Seminoles over Alabama, Florida, Georgia, Miami, Ohio State, Notre Dame and USC...born November 27, 1990.

JOYNER'S CAREER DEFENSIVE STATS

YR.	G	UA	A	TOT	TFL-YDS	PD	FF	FR	INT	SACKS
2010	14	18	8	23	0.0-0	2	0	0	1	0.0
2011	13	38	16	54	2.0-7	7	0	0	4	1.0
TOT	27	56	21	77	2.0-7	9	0	0	5	1.0

JOYNER'S KICKOFF RETURN CAREER STATS

YR.	G	NO	YDS	AVG	TD	LG
2010	14	16	329	20.6	0	42
2011	13	13	397	30.5	0	77
TOT	27	29	726	25.0	0	77

JOYNER'S CAREER HIGHS

Tackles	8, Oklahoma 2011
Tackles for Loss	1 (twice), last at Boston College 2011
Interceptions	1 (five times), last Notre Dame 2011
Sacks	1, at Boston College 2011

JOYNER'S CAREER HIGHS KICKOFF RETURNS

Returns	2 (three times), last at Wake Forest 2011
Yards	77, Notre Dame 2011
Long	77, Notre Dame 2011



20 • Lamarcus Joyner

- S, 5-8, 195, JR
- Ft. Lauderdale, Fla./St. Thomas Aquinas

2012 OUTLOOK: Explosive ball-hawking athlete who is considered one of the top safeties in the country. Named to the preseason watch lists for the Bednarik Award and Nagurski Trophy

given to the nation's top defensive player as well as the watch list for the Thorpe Award given to the nation's top defensive back. Displays tremendous range because of his great speed which allows him to cover a lot of ground in the secondary. Part of one of the top secondaries in the country with Xavier Rhodes and Greg Reid. Also is one of the team's top kick returners.

2011: First-year starter at safety who returned to his natural position during spring practice and went on to start all 13 games...earned All-ACC second team honors after ranking fourth on the team with 54 tackles adding two tackles for loss, one sack and three pass break-ups...closed his sophomore season with a memorable performance in the Champs Sports Bowl win over Notre Dame tallying seven tackles and snagging his team-high fourth interception...also added a career-long 77-yard kickoff return against Notre Dame, which was also the third-longest in FSU bowl and Champs Sports Bowl history...added a career-best eight stops versus Oklahoma and had his second interception of the season...made his first career TFL at Duke...his first career sack came at Boston College...snagged his third interception of the season and made four stops versus Miami...tied for fourth in the ACC in interceptions (4)...also led the team in kickoff returns (13) and kickoff return yards (397) while averaging 30.5 yards per return, which would have led the ACC had he averaged 1.2 returns a game...had six



2012 SEMINOLES



29 • Dillon Kidd

- P, 6-1, 217, R-FR
- Deerfield Beach, Fla./Milford Academy/N. Broward Prep

2012 OUTLOOK: Walk-on and second-year player in the program who enters the preseason competing with freshman Cason Beatty for the job as the starting punter.

2011: Did not appear in any games but gained valuable experience on the practice field as the back-up to consensus All-America punter Shawn Powell...also earned spot on travel roster.

PERSONAL: Arrived at Florida State from Milford Academy in New York, where he prepped for a year...played his high school football at North Broward Prep...earned All-Broward/Dade honors as a punter and also played linebacker...his father, John, punted for 16 seasons in the NFL with the Bills, Chargers, Dolphins and Jets...born June 14, 1991.



99 • Nile Lawrence-Stample

- DT, 6-2, 305, R-FR
- Fort Lauderdale, Fla./Nova

2012 OUTOOK: Promising young interior lineman who is coming off a good spring practice which saw him develop as a disruptive presence especially in short-yardage and goal-line situations. Will add depth to already talented and deep unit.

2011: Redshirt season.

PERSONAL: A four-year starter who played middle linebacker as a junior before moving to defensive tackle as a senior...despite playing defensive tackle for the first time in his life as a senior, became a dominating presence on the Nova defensive line, regularly drawing double- and occasionally triple-team attention...finished the 2010 campaign with 47 tackles, six sacks and a forced fumble...four-star prospect who was ranked the No. 29 defensive tackle by Rivals.com...rated a four-star prospect and the No. 14 defensive tackle by 247Sports...three-star prospect by Scout.com who was the No. 37 defensive tackle...named First Team All-Broward County by the *Sun Sentinel*...No. 80 on Bill Buchalter's 2011 Florida Top 100 for the *Orlando Sentinel*...No. 71 on the SuperPrep Florida 110...was a big hit at a Miami combine with a 4.9 in the 40-yard dash...All-Broward County First Team by *The Miami Herald* as a senior...member of the *Florida Times-Union's* Florida Super 75 where he was rated as the No. 3 defensive tackle...No. 146 on the ESPN 150 and rated the No. 13 overall defensive tackle...coached by Bill Hobbs...as a junior middle linebacker at Nova, registered over 100 tackles...born July 14, 1993.



53 • Sterling Lovelady

- OL, 6-2, 285, SO
- Navarre, Fla./Navarre HS

2012 OUTLOOK: Versatile lineman who left spring practice as the back-up at center but can also play guard and tackle.

2011: True freshman who played in six games and earned a season-high 22 snaps against Charleston Southern...logged 10 snaps against Maryland...also was used as part of the PAT and field goal blocking units on special teams.

PERSONAL: Enrolled early in January 2011...three-year starter at offensive tackle for Navarre High School where he was coached by Chad Lashley...projected as a center or interior lineman in college...helped lead his team to the Region 1 4A title game and a school-record 11 wins as a senior...Navarre finished 11-2 overall and ranked No. 10 in 4A...three-star recruit and No. 7 center prospect by Rivals.com...rated the No. 13 center by Scout.com and a three-star prospect by 247Sports...No. 15 center according to ESPN...the first Navarre football player to sign with a Bowl Championship Series member school and one of the few prep football players from the Pensacola area to ever complete his high school requirements in December and join a major college football program before his senior class graduated...member of the *Times-Union's* Florida Super 75 where he was rated as the No. 1 center...July 14, 1993.



3 • EJ Manuel

- QB, 6-5, 240, R-SR
- Virginia Beach, Va./Bayside

2012 OUTLOOK: Enters the season as the most accurate QB in FSU history with a 66.1 completion percentage. His size and presence in the pocket as well as his speed and elusiveness as a runner puts him right up there as one of the top quarterbacks in the country going into the season. Named to the preseason watch list for the Maxwell Award, given to the nation's best college football player. Selected the most outstanding spring offensive player. One of 11 Seminoles to playing this fall that has already received an undergraduate degree.

2011: Led FSU to nine wins in his first full-year as a starter to move to 13-4 all-time as the Seminoles' starting quarterback...became the most accurate QB in FSU history as far as career completion percentage (66.1) after completing 203-of-311 passes (65.3 percent) in 2011...also threw for 2,666 yards and 18 touchdowns with just eight interceptions...ranked 18th nationally and second in the ACC in pass efficiency (151.24) to move his career efficiency to 146.10 - the third-best in ACC history behind only former Seminole Chris Weinke (151.15) and former Georgia Tech star Joe Hamilton (148.19)...ranked fourth in the ACC in total offense (234.8)...threw multiple TD passes in six games...eclipsed 250 yards passing in five games and had three straight games (Duke, Maryland and NC State) where he passed for 200+ yards in the first half alone...ended the season throwing 121 passes without an interception which covered the final five games as FSU went 4-1 during the stretch...finished second on the team with four rushing TDs with all four coming in the last seven games...posted career-bests in yards (329), attempts (35) and touchdowns (four) in the second game of the year versus Charleston Southern...injured his left shoulder during the Oklahoma game and sat out the loss to Clemson and the start of the Wake Forest game as well...returned with 1:48 remaining in the first half at Wake Forest, promptly leading FSU to a score...passed for 286 yards and two scores at Wake Forest in an FSU loss...completed 9-of-14 passes for 239 yards against the Duke, compiling three completions of at least 50 yards...threw for two touchdowns and ran for two more in the win against the Blue Devils...notched his second career 300-yard game came against NC State (321 yards), as he set a career-best mark for completions with 25...helped rally the Seminoles to an 18-14 win over Notre Dame in the Champs Sports Bowl completing 20-of-31 passes for 249 yards and two touchdowns...selected as the winner of the Bob Crenshaw Award, one of two recipients of the leadership award for offense, most valuable player on offense and one of the team's permanent captains at the team's annual banquet.

2010: Built on his stint as a four-game starter in 2009, making 10 appearances with starts against Clemson and Virginia Tech in the ACC Championship game...came on in relief in the second quarter of the Chick-fil-A Bowl and helped guide the 'Noles to a 26-17 win over South Carolina, which included a 7-yard TD pass to Taiwan Easterling with just over five minutes to play to cap off a 13-play, 63-yard drive which proved to be the game-clinching moment...led FSU a 4-2 record as the starter, including what amounted to an elimination game victory over Clemson while filling in for senior Christian Ponder...led the Seminoles in completion percentage (69.9) and passing efficiency (153.25)...ran for a career-high 71 yards and a touchdown against Clemson in a 16-13 win, eclipsing his previous high of 70 yards in his 2009 Gator Bowl MVP performance against West Virginia...also passed for 210 yards in the win over the Tigers, helping him earn ACC Offensive Back of the Week honors...passed for a career-high 288 yards (23-31) in the ACC Championship game loss to Virginia Tech...helped run the final 7:35 off the clock against Florida, rushing for 27 yards in the 31-7 Seminole win...passed for 861 yards and four TDs and added 170 rushing yards and one TD...named to the All-ACC Academic football team.

2009: Thrust into the starting role when Christian Ponder suffered a season-ending injury late in the Clemson game...posted a 3-1 record as the starter, capped by his MVP performance in FSU's Gator Bowl victory over West Virginia...rallied the Seminoles from a 14-3 deficit against the Mountaineers by completing 17-of-24 pass attempts for 189 yards and rushed for 70 yards on 14 carries...Manuel's 2-yard TD run with under nine minutes to play gave the 'Noles a 30-21 lead...completed 75 percent of his passes (15-of-20) in his first career start - a win at Wake Forest - earning ACC Rookie of the Week honors for his effort...led the Seminoles to points on the first five scoring drives in his first career start...guided the 'Noles to a bowl-clinching 29-26 win over Maryland by overcoming three interceptions...Manuel directed his first career fourth quarter rally, scrambling for 35 yards on the first two plays to set up Lonnie Pryor's game-winning TD run with 1:14 to play...appeared in seven games, including four starts...his 196 rushing yards ranked third on the team...completed just over 65 percent of his pass attempts for 817 yards...selected to the ACC All-Academic football team...missed the 2009 spring season with a broken index finger suffered on the first day of practice.

2008: Redshirt season...earned scout team MVP honors for the offense.



2012 SEMINOLES

PERSONAL: Member of the Seminole Student Boosters and two-time member of the ACC All-Academic football team...rated the No. 2 quarterback in the country as a high school senior by multiple recruiting outlets...earned Parade All-American honors and was a member of the PrepStar Dream Team...participated in the Under Armour All-Star game...accounted for nearly 7,400 yards and 68 touchdowns in his high school career...earned All-Tidewater district honors and was a Group AAA second-team All-State selection...chose FSU over LSU, Oregon, Tennessee and Alabama, among others...born March 19, 1990.

MANUEL'S CAREER PASSING STATS

YR.	G	ATT	COM	INT	YDS	TD	LG	PCT
2009	7	69	106	6	817	2	43	65.1
2010	10	65	93	4	861	4	53	69.9
2011	12	203	311	8	2666	18	68	65.3
TOT	29	337	510	18	4344	24	68	66.1

MANUEL'S CAREER RUSHING STATS

YR.	G	RUSH	YDS	AVG	TD	LG	AVG/G
2009	7	44	196	4.5	2	24	28.0
2010	10	41	170	4.1	1	32	17.0
2011	12	110	151	1.4	4	28	12.6
TOT	29	195	517	2.7	7	32	17.8

MANUEL'S CAREER HIGHS PASSING

Yards	329, Charleston Southern 2011
Attempts	35, Charleston Southern 2011
Completions	25, N.C. State 2011
Long	68, Virginia 2011
Longest TD	50 (twice), last Duke 2011
TDs	4, Charleston Southern 2011
INTs	3, Maryland 2009

MANUEL'S CAREER HIGHS RUSHING

Carries	16, Boston College 2011
Yards	71, Clemson 2010
Longest Run	32, South Carolina 2010



EJ Manuel



70 • Josue Matias

- OL, 6-5, 320, SO
- Union City, N.J./Union City

2012 OUTLOOK: Versatile young offensive lineman, who has great size and agility and projects as the starter at left guard.

2011: Fifth true freshman to see action on the offensive line making his first career start against Notre Dame in the Champs Sports Bowl...began the year working at offensive tackle but also picked up repetitions at the guard position...ended his season on a high note grading out at 84 percent from his left guard position – 85 on running plays; 83 on pass plays in the Champs Sports Bowl win against Notre Dame...played in seven games overall...earned 10 snaps at tackle against Maryland...played 22 snaps against Charleston Southern.

PERSONAL: One of New Jersey's finest prospects as a lineman because of his size and agility...a four-star prospect by Rivals.com and Scout.com who missed his entire senior season as he recuperated from a leg injury...ranked the No. 25 offensive tackle nationally and No. 9 best player in the state of New Jersey...rated the No. 13 offensive tackle by ESPN, No. 27 offensive tackle by Scout.com and No. 18 offensive tackle by 247Sports...named First Team All-Hudson Area by the *Star-Ledger* as a junior in 2009...No. 12 on the SuperPrep New Jersey 35...maxes out at 350 pounds in the bench press...became the second touted offensive lineman from New Jersey that FSU landed in two of the last three years joining Daniel Foose...Matias selected Florida State over Rutgers from a lengthy list of additional options...born January 6, 1993.



97 • Demonte McAllister

- DL, 6-2, 290, R-JR
- Tampa, Fla./Alonso

2012 OUTLOOK: Experienced interior lineman, who has some of the best hands among the defensive line allowing him to get off blocks and disrupt plays in the back field. Left spring as a back-up on one of the deepest units for the Seminoles, which allows for a regular rotation between starters and reserves.

2011: Redshirt sophomore defensive tackle who played in all 13 games...also saw action along the offensive line on special teams...limited by injuries early on this season, but played a more prominent role down the stretch...tallied five tackles on the season, including three solo stops.

2010: A redshirt freshman who was a valuable member of the defensive tackle rotation in his first season...appeared in 12 games in a reserve role...made the most of limited playing time, registering 16 tackles, including seven tackles for loss, which ranked third on the team...also credited with three quarterback sacks...posted a career-high four tackles and a pass breakup at Virginia...twice notched two tackles for loss in a game (Oklahoma, Virginia)...had 1.5 sacks against Samford in his collegiate debut...did not play against North Carolina and Maryland...named fifth-team Freshman All-America by Phil Steele, CFN Freshman All-American Honorable Mention and Rivals.com All-ACC Freshman Team.

2009: Suffered a knee sprain early in preseason practice, leading to a redshirt season.

PERSONAL: Played defensive end at Alonso High School, where he earned a four-star rating...selected to play in the Under Armour All-American game...in two seasons recorded nearly 50 tackles for loss and 30 sacks...earned MVP honors for his performance in the Hillsborough County East vs. West All-Star game after recording two sacks...outstanding athlete who played basketball as a junior...the oldest of four children raised by his mother Katina Daniels...received 27 scholarship offers and chose FSU over Georgia, USC, Miami, Florida, Tennessee, Auburn and Clemson...born February 23, 1990.

MCALLISTER'S CAREER STATS

YR.	G	UA	A	TOT	TFL-YDS	PD	FF	FR	INT	SACKS
2009	Redshirted									
2010	12	8	8	16	7.0-22	1	0	0	0	3.0
2011	13	3	2	5	0.0-0	0	0	0	0	0.0
TOT	25	11	10	21	7.0-22	1	0	0	0	3.0

MCALLISTER'S CAREER HIGHS

Tackles	4, at Virginia 2010
Tackles for Loss	2, (twice) last at Virginia 2010
Sacks	1.5, Samford 2010



2012 SEMINOLES



92 • Anthony McCloud

- DT, 6-2, 322, R-SR
- Thomasville, Ga./Thomas Co. Central/Itawamba CC

2012 OUTLOOK: Veteran interior lineman, who has great ability to stuff the run and penetrate into the backfield to disrupt plays.

One of FSU's best lineman who goes unnoticed but is an every-down player due to his ability to create havoc from the interior against the run and against the pass. One of 11 Seminoles to playing this fall that has already received an undergraduate degree.

2011: Redshirt junior defensive tackle as a second-year starter in the middle of the Seminoles' defensive attack...started 11 of the 13 games he played and was instrumental in FSU finishing as the No. 2 rushing defense in the country...also helped the Seminoles rank first nationally in yards allowed per rush (2.35)...tied for second among all interior defensive linemen registering 25 tackles, including 14 solo stops while adding five tackles for loss which ranked second among the interior linemen...also logged two sacks, a pass break-up, a quarterback hurry and a forced fumble...became one of four Seminoles to earn ACC Defensive Lineman of the Week honors, when he posted a season-high five tackles, including a tackle for loss, and forced a fumble against Boston College...recognized with one of two leadership awards for the defense at the team's annual banquet.

2010: A redshirt sophomore who arrived at FSU in January 2010 from Itawamba (Miss.) Community College and became a mainstay in the starting lineup throughout the second half of the season...a defensive tackle who played his high school football 45 minutes from the FSU campus in Thomasville, Ga...appeared in all 14 games and started the last seven...McCloud burst on the scene in the opener against Samford with six tackles to lead the Seminoles defensively...contributed 35 tackles, including 3.0 tackles for loss and one sack, which came against BYU...tallied five tackles against Clemson...had four solo tackles in two games (Samford, Clemson)...matched his career-high with six tackles against South Carolina in the Chick-fil-A Bowl.

2010: Redshirt season

PERSONAL: Signed with FSU as a member of the 2008 class...as a freshman defensive tackle at Itawamba (Miss.) Community College in 2008, registered 24 tackles (20 solos) with 5.5 tackles for loss, including four sacks...the Indians ranked sixth nationally in rushing defense (86.7 ypg), despite a 3-6 finish...sat out the 2009 season as a redshirt...ranked as the nation's No. 78 prospect by Allen Wallace among SuperPrep JUCO 100...*Thomasville Times-Enterprise's* Defensive Player of the Year for 2007...his Thomas County Central team won its first 13 games in 2007 before losing in the class AAAA semifinal...born August 6, 1989.

McCLOUD'S CAREER STATS

YR.	G	UA	A	TOT	TFL-YDS	PD	FF	FR	INT	SACKS
2010	14	18	17	35	3.0-9	1	0	0	0	2.0
2011	13	14	11	25	5.0-13	1	1	0	0	2.0
TOT	27	32	28	60	8.0-22	2	1	0	0	4.0

McCLOUD'S CAREER HIGHS

Tackles	6 (twice), last South Carolina 2010
Tackles for Loss	1 (eight times), last Boston College 2011
Sacks	1 (three times), last Duke 2011



Anthony McCloud



90 • Moses McCray

- DT, 6-2, 318, R-SR
- Tampa, Fla./Hillsborough

2012 OUTLOOK: One of the most physically talented interior defensive linemen in the program, but has been limited while battling injuries. Had a productive spring and should be able to add depth to a very talented group of defensive tackles.

2011: Redshirt junior who saw limited time playing in only four games...credited with four tackles, including three solo stops...saw his first action since early in the 2009 season when he picked up two tackles against Charleston Southern...registered two solo tackles in the road win at Boston College.

2010: Missed spring practice while recovering from elbow and shoulder surgeries and ended up missing the fall season after injuring himself during fall camp.

2009: Played in 12 games and logged nine starts, despite dealing with an elbow injury throughout the season...finished with 12 tackles and one tackle for loss, which came in a road win at North Carolina...came up with his first career fumble recovery against Georgia Tech...registered a career-high four tackles in win over NC State, including a career-best three solo stops.

2008: Started first two games of his FSU career as a true freshman and saw action in eight contests...had eight tackles and one tackle for loss...registered three tackles in each of his first two games against Western Carolina and Chattanooga...was one of only two true freshmen to start on defense for the Seminoles.

PERSONAL: Earned a four-star rating from both Rivals and Scout...FSWA 4A All-State honorable mention selection as a senior...participated in the FACA North-South All-Star game...recorded 15 sacks as a junior at Hillsborough High...was timed at 4.68 in the 40-yard dash...in addition to playing football he also wrestled and was an accomplished thrower on the Hillsborough track and field team...born January 12, 1990.

McCRAY'S CAREER STATS

YR.	G	UA	A	TOT	TFL-YDS	SACKS	FF	FR	BLK	INT
2008	8	2	6	8	1.0-1	0.0	0	0	0	0
2009	12	5	7	12	1.0-1	0.0	0	1	0	0
2010	Redshirted									
2011	4	3	1	4	0.0	0.0	0	0	0	0
TOT	24	10	14	24	2.0-2	0.0	0	1	0	0



Moses McCray



55 • Jacobbi McDaniel

- DT, 6-1, 292, SR
- Greenville, Fla./Madison County

2012 OUTLOOK: Veteran interior lineman who looks to make a return in the fall after a season-ending injury kept him out of the second half of 2011 and spring practice. One of FSU's top defensive tackles who excels at controlling the gap enabling linebackers to make plays behind him.

2011: True junior who was off to an outstanding start before suffering a season-ending ankle injury at Duke...played in each of FSU's first six games, including starts against No. 1 Oklahoma and at Duke...suffered a broken ankle in the opening series of the Duke game...had nine tackles including one tackle for loss in just over five games.

2010: True sophomore who was a fixture at defensive tackle for the Seminoles, despite playing most of the season with an elbow injury...started all 14 games...established new single-season highs with 31 tackles and 5.5 tackles for loss...had two pass breakups on the season and collected his first career interception against Wake Forest...opened the year with a season-high two tackles for loss against Samford...had a season-best five tackles against Boston College, when the Seminoles limited the Eagles to minus-2 yards over 18 snaps in FSU territory.



2012 SEMINOLES

2009: Played in all 13 games as a true freshman and made two starts, both at home against Georgia Tech and NC State...was extremely productive, leading all FSU interior linemen with 25 tackles, including 13 solo stops...registered four tackles for loss, including one against Miami in his FSU debut...followed a week later with two tackles for loss against Jacksonville State, which included his first career sack...forced fumbles against Jacksonville State and Boston College to share the team lead in that category...earned freshmen All-ACC honors from Sporting News and was on Phil Steele's third team Freshmen All-American squad.



Jacobbi McDaniel

PERSONAL: Regarded as one of the top high school players in the entire nation...ESPN and *Sporting News* rated him No. 5 prospect overall and No. 1 defensive tackle...a five-star prospect who earned *USA Today* first team All-American honors and was an Under Armour All-American...registered 22 sacks over his final two seasons at Madison County High...had 30 tackles for loss in leading his team to the 2A state title in 2007...a three-sport athlete who also played basketball and starred on the baseball diamond...batted .589 with 13 homers as a senior and was selected by the Milwaukee Brewers in the 33rd round of the 2009 Major League Baseball Draft...chose FSU over Florida, Georgia, Tennessee, Alabama and Clemson...born October 8, 1989.

McDANIEL'S CAREER STATS

YR.	G	UA	A	TOT	TFL-YDS	PD	FF	FR	INT	SACKS
2009	13	13	12	25	4.0-16	0	2	0	0	1.0
2010	14	15	16	31	5.5-23	3	0	0	1	0.5
2011	6	1	8	9	1.0-1	0	0	0	0	0.0
TOT	33	29	36	65	10.5-40	3	2	0	1	1.5

McDANIEL'S CAREER HIGHS

Tackles	6, Maryland 2009
Tackles for Loss	2 (twice), last Samford 2010
Sacks	1, Jacksonville State 2009
Interceptions	1, Wake Forest 2010



56 • Derrick Mitchell

- DT, 6-5, 320, R-FR
- Jacksonville, Fla./First Coast

2012 OUTLOOK: Young defensive lineman, who displays good hips and a good first-step. Despite missing some of spring practice with a knee injury, exited spring in the mix at one of the interior tackle spots on a very deep and talented unit.

2011: Redshirt season...recognized for his work in the classroom with one of six freshman academic awards at the annual team banquet.

PERSONAL: A quick defensive tackle, listed as a four-star prospect by Scout.com and a three-star prospect by Rivals.com...considered to have great hips and an outstanding first step...ranked as the No. 20 defensive tackle and the No. 233 player nationally by Rivals.com and the No. 28 defensive tackle by Scout.com...rated a four-star prospect and the No. 7 defensive tackle and the No. 98 player nationally by 247Sports...a standout at First Coast High School where he was a teammate of fellow Seminole Eric Beverly...First Team All-First Coast defensive lineman by Florida Times-Union as a senior...posted stunning numbers with 17.5 sacks and 89 tackles, including 42 for loss, while forcing four fumbles...named second team 5A All-State as a junior when he helped his team reach the state playoffs...No. 97 on Bill Buchalter's 2011 Florida Top 100 for the *Orlando Sentinel*...member of the *Florida Times-Union's* Super 75 where he was rated as the No. 4 defensive tackle in the state...rated the No. 18 overall defensive tackle by ESPN...rated No. 45 in the *Gainesville Sun's* top 50 seniors list for the state of Florida...No. 26 on the SuperPrep Florida 110...Mitchell's father, also named Derrick Mitchell, lettered in basketball for the Seminoles in 1988 and 1989...February 1, 1993.



10 • Nick Moody

- LB, 6-2, 242, R-SR
- Wyncote, Pa./Roman Catholic

2012 OUTLOOK: Veteran defensive player for the Seminoles who excelled in the secondary in his first three seasons with the Seminoles but now makes the move to linebacker. Has always been a good, strong low-in-the-box safety which should transfer well to his new position as the strongside linebacker. Brings a physical hard-hitting presence to the position and is tough to block in the run game.

2011: Played in only nine games after being hampered with a groin injury while rotating in at free safety...started against Maryland and made four tackles...earned another start at Boston College and made two stops...also had four tackles against Miami, NC State and ULM...made two stops at Duke.

2010: A first-year starter at free safety, Moody emerged as a physical presence on the back line of the Seminoles' defense...started each of the last 12 games after sitting out the opener with an injury but closed the season in impressive fashion...ranked third on the team with 79 tackles, which included 4.0 tackles for loss and 0.5 sacks...filled his stat line with one interception, two pass breakups, a fumble recovery and a forced fumble...Moody's 36-yard fumble return to the Miami 1-yard line set up a one-play TD drive which gave the 'Noles a 14-0 lead over Miami...over the final four games - Maryland, Florida, Virginia Tech and South Carolina - Moody amassed 40 tackles...recorded a career-high 13 tackles at Maryland, where he also sealed the 30-16 victory by returning his first career interception 96 yards for a touchdown in the waning seconds - the fourth-longest in school history...his pick-six killed the Terps' potential game-tying touchdown drive and helped earn him a share of ACC Defensive Back of the Week honors...followed up with eight tackles and a forced fumble against Florida, then tacked on a game-high 12 tackles against the Hokies in the ACC Championship game and added seven tackles and a half sack against South Carolina in the Chick-fil-A Bowl.



Nick Moody

2009: Appeared in all 13 games for the Seminoles and earned two starts at the rover position, coming against Jacksonville State and Georgia Tech...finished the year with 33 tackles, which ranked eighth on the squad...registered 23 solo stops...recorded a career-high 10 tackles - seven solos - in victory over Jacksonville State...also earned a half-sack against the Gamecocks...also had a productive four-tackle performances in wins over NC State and against West Virginia in the Gator Bowl.

2008: A redshirt season after suffering a shoulder injury which required surgery.

PERSONAL: Four-star prospect and a top five player in the state of Pennsylvania according to Rivals.com...played in the Offense-Defense All-American Bowl...named honorable mention for best closing speed and most physical at the Offense-Defense All-American Bowl...was projected by some outlets as an outside linebacker based on size...helped his Roman Catholic High School team to the league championship as a senior...was athletic enough to line up at cornerback, safety and linebacker in high school...also reeled in 13 TD receptions as a sophomore wideout...chose FSU over offers from Penn State, Georgia Tech, Michigan State and Temple...born January 29, 1990.

MOODY'S CAREER STATS

YR.	G	UA	A	TOT	TFL-YDS	PD	FF	FR	INT	SACKS
2009	13	23	10	33	0.5-3	1	0	0	0	0.5
2010	13	44	35	79	4.0-7	3	1	1	1	0.5
2011	9	15	8	23	0.0-0	0	0	0	0	0.0
TOT	35	82	53	135	4.5-10	4	1	1	1	1.0

MOODY'S CAREER HIGHS

Tackles	13, at Maryland 2010
Tackles for Loss	1 (twice), last Wake Forest 2010
Sacks	0.5 (twice), last Boston College 2010
Interceptions	1, at Maryland 2010



2012 SEMINOLES



51 • Giorgio Newberry

- DE, 6-6, 278, R-FR
- Fort Pierce, Fla./Fort Pierce Central

2012 OUTLOOK: Promising redshirt freshman defensive lineman who exited spring practice as the back-up at right end. Displays a good motor and explosiveness off the ball.

2011: Redshirt season.

PERSONAL: A four-star defensive end who enjoyed a stellar senior season recording 83 tackles, 14 tackles for loss and eight sacks...ranked the No. 10 strongside defensive end by Rivals.com and No. 18 defensive end by Scout.com...rated a four-star prospect by 247Sports...named first team All-Area defensive end by TCPalm...finished his junior season with 40 tackles and three sacks while also garnering first team All-Area honors...No. 17 on Bill Buchalter's Florida Top 100 for the *Orlando Sentinel*...member of the *Florida Times-Union's* Super 75 where he was rated as the No. 3 defensive end...No. 54 on the *Sporting News* Top 100...No. 27 on the ESPNU 150 and No. 3 overall athlete...selected to the Under Armour All-American team...played right tackle, left tackle and even some center in high school and did the same in the Under Armour All-American game despite being projected to play defense in college...No. 67 on Tom Lemming's MaxPreps.com Top 100...rated No. 25 in the *Gainesville Sun's* top 50 seniors list for the state of Florida...No. 19 on the SuperPrep Florida 110...chosen by ESPN760 as the No. 3 player in the 10 players to watch in Palm Beach County and the Treasure Coast...coached by Chris Hutchings...November 26, 1991.



35 • Nick O'Leary

- TE, 6-4, 245, SO
- Palm Beach, Fla./Dwyer

2012 OUTLOOK: One of the top sophomore tight ends in the country who is the lone experienced tight end on the roster. Hard-nosed, old-school player who doesn't wear gloves and possesses strong hands with a knack for finding the ball whenever it comes in his direction. Displays great versatility which allows him to flex out wide as a receiver, line-up close on the line or be used in the backfield as a H-Back.

2011: True freshman tight end who played in all 13 games and registered a pair of starts - his first career start coming on the road at Clemson and another start at Duke...led all FSU tight ends with 12 receptions and 164 yards (13.7 ypc)...had a pair of three-reception games which included the 38-7 win at Boston College, when he finished with a team-leading and career-high 87 receiving yards...hailed in a career-long 58-yard reception against the Eagles which was the longest by an FSU tight end since Lonnie Johnson in 1993...earned ACC Rookie of the Week honors after his performance at Boston College...also collected three receptions in his first start at Clemson...had two catches in the opening quarter of the game against No. 1 Oklahoma...did not record a reception in the home win over Miami, but his recovery of a game-sealing onside kick was called the "play of the game" by coach Jimbo Fisher...first career touchdown reception - a three-yard catch - came on the road at Duke...voted a Top Newcomer on offense at the team's annual banquet.

PERSONAL: The top-rated tight end prospect in the country, who presents matchup problems with his athleticism...as a senior, caught 51 passes for 875 yards and 12 touchdowns in helping lead Dwyer to the 2010 Class 4A state football semifinals...helped Dwyer win the 4A title in 2009...U.S. Army All-American...Rivals ranked him as the No. 1 tight end and No. 33 player overall while Scout.com had him the No. 3 tight end and the 62nd best player in the nation...rated



Nick O'Leary

a five-star prospect, the No. 1 tight end and the No. 16 overall player in the nation by 247Sports...All-USA Second Team offense by *USA Today*...No. 20 on the ESPNU 150 and rated the No. 2 tight end prospect...No. 74 on Tom Lemming's MaxPreps.com 2011 Top 100...*Sun Sentinel* Super 11 selection...No. 1 on the *Sun Sentinel's* Top 32 Broward County Seniors...No. 3 on Bill Buchalter's 2011 Florida Top 100 for the *Orlando Sentinel*...No. 39 on *Mobile Press-Register* Super Southeast 120...First Team All-Palm Beach County by *Sun Sentinel*...also excelled as a punter and special teams player...member of the *Florida Times-Union's* Florida Super 75 where he was rated as the No. 1 tight end...*Palm Beach Post* All-Area First Team...No. 10 on the SuperPrep Florida 110...Grandson of legendary golfer Jack Nicklaus...born August 31, 1992.

O'LEARY'S CAREER STATS

YR.	G	REC	YDS	AVG	TD	LG	AVG/G
2011	13	12	164	13.7	1	58	12.6

O'LEARY'S RECEIVING CAREER HIGHS

Receptions	3 (twice), last at Boston College 2011
Yards	87, at Boston College 2011
Longest Catch	58, at Boston College 2011
TD	1, at Duke 2011
Longest TD Catch	3, at Duke 2011



59 • Henry Orelus

- OL, 6-3, 328, R-JR
- Belle Glade, Fla./Glades Central

2012 OUTLOOK: Another versatile offensive lineman who can play either inside at guard or outside at tackle. Experienced lineman in the system, who was limited in spring practice after returning to action after missing the 2011 season.

2011: Sat out the season after suffering a preseason concussion.

2010: Redshirt freshman who was forced into duty after some injuries on the offensive line...played in 13 games and made four starts - three at left tackle and one at right guard...played 229 snaps with his best game coming against Samford when he graded out at 78 percent...totaled five knockdown blocks.

2009: Spent his redshirt season working at a variety of positions along the offensive line...did not play a snap, though he did dress and travel to several road games late in the year.

PERSONAL: A versatile offensive lineman who excelled at center, but was projected to play guard...a first-team All-County selection by the *Palm Beach Post*...was the lone junior selected to the Palm Beach County Super 11 team...participated in the Treasure Coast and Outback All-Star games...his coach at Glades Central was former Seminole Jessie Hester...played on both sides of the line at Glades Central...chose FSU over LSU, Tennessee and Auburn...born November 27, 1989.



56 • Trey Pettis

- OL, 6-5, 342, R-FR
- DeLand, Fla./DeLand

2012 OUTLOOK: Young offensive lineman, who saw a lot of reps in the spring while serving as a reserve at guard. Another big interior lineman for the Seminoles that has quick feet.

2011: Redshirt season.

PERSONAL: Enrolled early in January 2011...standout offensive lineman who split time between tackle and center as a senior for DeLand High School, where he was coached by his father, Kevin Pettis...played a prominent role in DeLand's resurgence as the program compiled a 22-5 record over his seasons...named an Under Armour All-American and took part in the All-American Game on Jan. 5...three-star recruit who was rated the No. 8 center by ESPN, No. 10 by Scout.com and No. 13 by Rivals.com...also a three-star prospect by 247Sports...First Team All-County by *Daytona Beach News-Journal* in 2009 and 2010...started 43 varsity games -- 38 at DeLand...selected for the FACA North-South All-Star Game...No. 43 on Bill Buchalter's 2011 Florida Top 100 for the *Orlando Sentinel*...No. 105 on the SuperPrep Florida 110...No. 6 on *Orlando Sentinel's* 2011 Central Florida Super60...named first team All-Central Florida and first team All-Volusia County by *Orlando Sentinel*...member of the *Times-Union's* Florida Super 75 where he was rated as the No. 2 center...born June 11, 1992.



2012 SEMINOLES



24 • Lonnie Pryor

- RB, 6-0, 229, SR
- Okeechobee, Fla./Okeechobee

2012 OUTLOOK: Versatile back who is considered the unsung hero for the Seminoles' offense as a punishing lead blocker now entering his second season as the full-time starter at fullback.

Continues to thrive as a blocker using good technique with his hands and body leverage which has allowed him to earn back-to-back Mr. Skill Blocker Awards at the last two team end-of-the-season banquets.

2011: Started eight of 13 games for the Seminoles and rushed for touchdowns versus NC State and Boston College giving him 10 career rushing touchdowns...caught a touchdown pass against Charleston Southern giving him five career receiving touchdowns and 15 total career touchdowns...had a much bigger impact carrying the ball over the last eight games...had just two rushes and two catches in the first five games of the season before adding 25 carries in the last eight games including multiple carries in five of those eight contests...finished the season with 27 carries for 74 yards (2.7 ypc)...picked up three awards at the team's annual banquet – Mr. Skill Blocker Award, one of two leadership awards for the offense and one of two attitude awards for the offense.

2010: Primarily served as the Seminoles' lead blocker from the fullback slot...his versatility drew comparisons from coach Jimbo Fisher to former FSU back Edgar Bennett...shared the team lead in touchdowns with seven (four rushing, three receiving)...had a pair of two-touchdown games with two through the air in the opener against Samford and two rushing against North Carolina...Pryor's most productive rushing game by yards came against Maryland when he ran the ball three times for 45 yards...had 112 rushing yards on 23 carries on the season (4.9 avg)...added 69 receiving yards on 12 catches on the year...pushed his career touchdown total to 12.

2009: The only true freshman on offense to play in all 13 games...his four starts were the most by any true freshman...ranked third on the team with four rushing touchdowns and fifth with 156 rushing yards...scored two touchdowns in the BYU and Maryland victories, highlighted by his game-winning 3-yard plunge against the Terrapins with 1:14 remaining to secure a bowl berth...earlier in the Maryland game Pryor flashed his big-play ability when he raced 50 yards with a downfield option pitch from quarterback EJ Manuel for a touchdown...also established himself as an effective pass receiver out of the backfield, collecting 10 receptions for 132 yards on the season...his season-long 49-yard reception resulted in a touchdown pass from Christian Ponder at Clemson...he also returned four kickoffs for 21 yards on the season.

PERSONAL: Ranked as the nation's 15th best running back according to Rivals.com and was a consensus four-star prospect...the Okeechobee High School standout was awarded Offensive Player of the Year honors by the *Palm Beach Post* and the *Scripps Treasure Coast* newspapers...rushed for 2,281 yards and 20 TDs as a senior...participated in the Offense-Defense All-American Bowl...earned 4A All-State honors twice after piling up more than 4,000 rushing yards and 40 TDs over his final two seasons...chose FSU after entertaining 17 FBS offers, including Florida, South Carolina, North Carolina, Boston College and Wake Forest...born February 22, 1990.

PRYOR'S RUSHING CAREER STATS

YR.	G	RUSH	YDS	AVG	TD	LG	AVG/G
2009	13	27	156	5.8	4	24	12.0
2010	14	23	112	4.9	4	25	8.0
2011	13	27	74	2.7	2	10	5.7
TOT	40	77	342	4.4	10	25	8.6

PRYOR'S RECEIVING CAREER STATS

YR.	G	REC	YDS	AVG	TD	LG	AVG/G
2009	13	10	132	13.2	1	49	10.2
2010	14	12	69	5.8	3	14	4.9
2011	13	6	61	10.2	1	16	4.7
TOT	40	28	262	9.4	5	49	6.6



Lonnie Pryor

PRYOR'S CAREER RECEIVING HIGHS

Receptions	3 (three times) last at Boston College 2011
Yards	64, Clemson 2009
Longest Catch	49, Clemson 2009
TD	2, Samford 2010
Longest TD Catch	49, Clemson 2009

PRYOR'S CAREER RUSHING HIGHS

Rushes	7, Brigham Young 2009
Yards	57, Maryland 2009
Longest Rush	49, Maryland 2009
TD	2 (three times), last vs. North Carolina 2010
Longest TD Rush	49, Maryland 2009



5 • Greg Reid

- CB, 5-8, 188, SR
- Valdosta, Ga./Lowndes County

2012 OUTLOOK: Instinctive player who excels not only on the defensive side of the ball but as a returner on special teams. Has great vision and awareness on the field which makes him a natural

playmaker with good feel for the game. Part of one of the top secondaries in the country with Xavier Rhodes and Lamarcus Joyner. Preseason candidate for The Paul Hornung Award presented to the most versatile player in major college football and has garnered preseason honors by several publications as one of the best returners in the country. Heads into the season 313 yards off Deion Sanders' Florida State career record for punt return yards (1,429).

2011: Junior cornerback who was part of a three-man starting rotation with Mike Harris and Xavier Rhodes...played in 11 games and started nine of them...registered 32 tackles (27 unassisted, five assisted), one tackle for loss, two interceptions and five pass breakups...tallied a season-high five tackles twice against Duke and Miami...played one of his best defensive games of the season at Florida where he intercepted two passes in the first half and returned one 12 yards to set up FSU's first TD...is a threat to score as a punt returner with three career TDs...his third career punt return TD came against Miami, when he sprinted 83 yards to the end zone in the final minute of the first half...moved into second place in FSU history with 89 career returns and 1,117 return yards...ranks fifth all-time in the ACC in career punt return yards (1,117) and fifth in career punt return average (12.6)...returned 37 punts for 416 yards while averaging 11.2 yards per return leading the ACC in returns, punt return yards and ranking third in the league and 17th nationally in punt return average...named one of three most valuable players on special teams at the team's annual banquet.



Greg Reid

2010: A 14-game starter at the boundary cornerback position after making the transition as primary nickelback in 2009...capped off the season by earning Chick-fil-A Bowl Defensive MVP after racking up five tackles, two forced fumbles and four pass breakups in the win over SEC East Champion South Carolina...led the team and ranked fifth in the ACC in kickoff returns (23.9 avg), amassing an FSU single-season record 724 yards on 30 returns with a long of 55...set a single-game school record with 193 kickoff return yards against North Carolina, breaking a mark that stood for 36 years...also led the 'Noles in punt returns with 314 yards on 31 attempts (10.1 avg), including a 74-yarder for a touchdown in the opener against Samford, which was the second of his career...ranked fourth on the team with 65 tackles, including 54 solo stops, which tied for second-most among 'Noles...had a career-high 10 tackles against Oklahoma...led the Seminoles with 14 pass breakups and 17 passes defended...recorded second-most interceptions (3), including a career-best two in FSU's road win at Virginia...also notched a drive-stopping fourth quarter interception in the win over Maryland...honorable mention All-ACC defensive back...his 742 kickoff return yards were the most in a single-season by a Seminole surpassing Michael Ray Garvin's (697) mark in 2007...given the Mr. Versatile Award at the annual football team banquet.



2012 SEMINOLES

2009: Played all 13 games as a true freshman...led the NCAA Football Bowl Subdivision in punt returns with an 18.4 yard average, piling up 387 yards on 21 returns, including a 68-yard return for a touchdown at Wake Forest...a week later at home against Maryland, with FSU's active bowl appearance streak on the line, his 48-yard return set up the game-winning TD with 1:14 to play...Reid burst on the scene with 100 yards in kickoff returns in his collegiate debut against Miami, and also added his first interception and contributed three tackles...he averaged 25.5 yards as FSU's primary kickoff return man to rank fourth in the ACC...returned a third quarter interception 63 yards for a touchdown in a 54-28 win at No. 7 BYU...became the first Seminole since Clifton Abraham in 1992 to return a punt and an interception for a touchdown in the same season...finished the season with 23 tackles (16 solos), which ranked second among true freshmen...finished second on the team with six pass break-ups...logged a career-high four tackles (three solos) against Georgia Tech...led the Seminoles with 1,114 all purpose yards (85.7 ypg) without a single yard of offense...twice earned ACC Specialist of the Week honors and added one ACC Defensive Back of the Week honor...a consensus freshman All-American as a punt return specialist...was an honorable mention All-ACC selection.

PERSONAL: Highly decorated three-way star out of Lowndes County High School...earned All-American honors from *Parade Magazine*, Under Armour, EA Sports and SuperPrep...MVP of Under Armour All-Star game...AAAAA Georgia Sports Writers Player of the Year...*Atlanta Journal-Constitution* All-Classes Georgia Player of the Year...earned acclaim as the AAAAA Georgia Player of the Decade...as a senior cornerback at Lowndes registered 28 tackles (21 solos), nine interceptions and a fumble recovery...also rushed for 1,242 yards on 118 carries with 16 TDs and caught eight passes for 234 yards and two scores...had a combined 352 return yards on 19 touches...a five-star recruit who was rated as the No. 2 cornerback in the nation...born September 8, 1990.

REID'S CAREER DEFENSIVE STATS

YR.	G	UA	A	TOT	TFL-YDS	PD	FF	FR	INT	SACKS
2009	13	16	7	23	0.0-0	8	0	0	2	0.0
2010	14	54	11	65	3.0-7	17	3	0	3	0.0
2011	11	27	5	32	1.0-3	7	0	0	2	0.0
TOT	38	97	23	120	4.0-10	32	3	0	7	0.0

REID'S PUNT RETURN CAREER STATS

YR.	G	NO	YDS	AVG	TD	LG
2009	13	21	387	18.4	1	68
2010	14	31	314	10.1	1	74
2011	11	37	416	11.2	1	83
TOT	38	89	1117	12.6	3	83

REID'S KICKOFF RETURN CAREER STATS

YR.	G	NO	YDS	AVG	TD	LG
2009	13	26	664	25.5	0	69
2010	14	31	742	23.9	0	55
2011	11	6	147	24.5	0	34
TOT	38	63	1553	24.7	0	69

REID'S CAREER DEFENSIVE HIGHS

Tackles	10, Oklahoma 2010
Tackles for Loss	1, (three times) last at Maryland 2010
Interceptions	2, at Virginia 2010

REID'S CAREER PUNT RETURN HIGHS

Returns	5 (four times), last at Florida 2011
Yards	106, Miami 2011
Long	83, Miami 2011
TD	1 (three times), last Miami 2011
Longest TD	83, Miami 2011

REID'S CAREER KICKOFF RETURN HIGHS

Returns	7, North Carolina 2010
Yards	193, North Carolina 2010
Long	69, West Virginia 2010



69 • Chris Revell

- DS, 6-1, 198, JR
- Tallahassee, Fla./Chiles

2012 OUTLOOK: Likely holder for Lou Groza Award candidate Dustin Hopkins taking over the duties held by consensus All-American Shawn Powell the last three years. Also serves as a

reserve long snapper.

2011: Walk-on who missed the season with a wrist injury but served as a back-up long snapper and back-up holder.

2010: Played in two games as a long snapper before suffering season-ending wrist injury against BYU.

PERSONAL: Invited walk-on to the program who played locally at Chiles High School... part of an outstanding special teams unit at Chiles, serving as the long snapper on a squad that produced a Division I kicker and punter...also excelled in baseball at Chiles, splitting time between pitcher and catcher on a squad that advanced to the 5A state championship game during his senior season.



27 • Xavier Rhodes

- CB, 6-2, 209, R-JR
- Miami, Fla./Norland

2012: Big, physical corner who is considered one of the best cover corners in the country heading into his fourth season in the program. Possesses speed and the ability to change direction on a dime as well as outstanding hands and ball skills. Named to the preseason watch lists for the Bednarik Award and Nagurski Trophy given to the nation's top defensive player as well as the watch list for the Thorpe Award given to the nation's top defensive back. Part of one of the top secondaries in the country with Greg Reid and Lamarcus Joyner, who also was named to the preseason watch lists for the Bednarik Award, Nagurski Trophy and Thorpe Award.

2011: Second-year starter at cornerback who was part of a three-man starting rotation with Mike Harris and Greg Reid...registered 43 stops (36 solo) on the season with 1.5 tackles for loss, one INT and four pass-breakups...made five tackles at Clemson, at Wake Forest and Duke...tallied a season-high six tackles against Maryland...intercepted his first pass of the season against NC State...finished with four tackles in the win over Notre Dame in the Champs Sports Bowl...selected as the Mr. Dependable Skill Award winner at the team's annual banquet.

2010: Redshirt freshman who started all 14 games at the boundary cornerback position and emerged as a promising young star for FSU's vastly improved defense...a consensus Freshman All-American, Rhodes was voted the ACC Defensive Rookie of the Year...also earned National Defensive Freshman of the Year honors from Collegefootballnews.com...tall and rangy, he used those physical attributes to record 12 pass breakups and four interceptions, good for a share of the team lead...his pass breakups and 16 passes defended led all freshmen nationally...credited with three pass breakups in pivotal Atlantic Division wins over Boston College and Clemson...also intercepted a pass in the end zone against the Tigers which proved to swing the momentum in the Seminoles' 16-13 victory...previous interceptions came against BYU and NC State...a sure tackler, the Miami native ranked seventh on the team with 58 stops and his 49 solo tackles ranked fourth...Rhodes' ability to play close to the line of scrimmage in coverage enabled him to collect 3.5 tackles for loss on the season and two sacks...recovered the first two fumbles of his career in FSU's home finale against Florida in a 31-7 rout...named one of the top newcomers on defense at the annual Florida State football banquet.



Xavier Rhodes



2012 SEMINOLES

2009: Appeared in two games - Boston College and Georgia Tech - on special teams before suffering a hand injury that sidelined him for the balance of the season.

PERSONAL: Excelled on both sides of the football in high school...led Miami Norland in both rushing and receiving as a senior, earned *Miami Herald* All-Dade honors as an all-purpose back...also earned All-Dade honors on the defensive side of the ball...played in the 12th annual Nike South Florida All-Star game...as a junior recorded more than 1,000 all-purpose yards...chose FSU over offers from West Virginia, Auburn and FIU... born June 19, 1990.

RHODES' CAREER STATS

YR.	G	UA	A	TOT	TFL-YDS	PD	FF	FR	INT	SACKS
2009	2	0	0	0	0.0	0	0	0	0	0.0
2010	14	49	9	58	3.5-13	16	0	2	4	2.0
2011	13	36	7	43	1.5-3	5	0	0	1	0.0
TOT	29	85	16	101	5.0-16	21	0	2	5	2.0

RHODES' CAREER HIGHS

Tackles	9 (twice), last Virginia Tech 2010
Tackles for Loss	1.5, at Virginia 2010
Sacks	1.0, (twice) last at Virginia 2010
Interceptions	1 (five times), last NC State 2011
Pass Breakups	3 (twice), last Clemson 2010



81 • Kenny Shaw

- WR, 5-11, 170, JR
- Orlando, Fla./Dr. Phillips

2012 OUTLOOK: Speedy and shifty receiver who is a great route runner and has good hands. Versatile player, who can play either on the outside or in the slot. Will challenge for a starting spot at

either position.

2011: Sophomore wideout who played in all 13 games and started three of the last four games (Miami, Florida and Notre Dame)...finished third on the team with 34 catches and tied for third with four touchdowns...totaled the fourth-most receiving yards (418) and fifth-most receiving yards per game (32.2) on the team...one of seven FSU receivers with 10 or more catches averaging over 10 yards per catch...one of seven Seminoles who hauled in a pass of at least 50 yards...caught a pass in every game he played except for Florida...returned to his hometown Orlando for the Champs Sports Bowl and caught four passes for 64 yards...had a huge stretch at the start of ACC play where he hauled in a TD pass in four of FSU's first five conference games...had five catches and a career-best 67 yards vs. Charleston Southern...played in the Clemson game despite getting knocked out of the Oklahoma contest one week earlier following a collision in the end zone...had two catches and scored his first touchdown of 2011 versus the Tigers... had one reception for a score at Wake Forest...caught two passes at Duke, including one for 51 yards...led the team again with six receptions versus Maryland...tallied 65 receiving yards against the Terps...led FSU with a career-best seven catches for 57 yards and a score against NC State...recognized for his work in the classroom with one of eight sophomore academic awards and at the annual team banquet.

2010: True freshman who played in 11 games...picked up three receptions for 36 yards...caught first career-touchdown against Wake Forest on a season-long 23-yard reception and finished the game with two receptions for 28 yards.

PERSONAL: A four-star prospect according to Rivals, which ranked Shaw as the No. 14 receiver prospect in the country, the No. 6 prospect overall in Florida and the No. 42 player nationally...also a four-star prospect according to Scout, which had him tabbed as the No. 28 wide receiver in the country...ESPN also ranked Shaw as No. 14 wide receiver and No. 92 prospect overall...SuperPrep Florida 115 ranked Shaw as the No. 21 prospect in Florida...checked in at No. 97 in *Sporting News'* Top 100 prospects...as a senior caught 46 passes for 732 yards and nine TDs, helping Dr. Phillips to an 11-1 record...caught 64 passes for 914 yards and 10 TDs as a junior...holds school record with 122 career receptions...member of Florida Super 75 selected by the *Times-Union*... Bill Buchalter ranked him as the No. 9 prospect in his Florida Top 100 and No. 6 wide receiver...also heavily recruited by Georgia, Miami, Michigan, Tennessee and USF...born January 15, 1992.

SHAW'S CAREER STATS

YR.	G	REC	YDS	AVG	TD	LG	AVG/G
2010	11	3	36	12.0	1	23	3.3
2011	13	34	418	12.3	4	51	32.2
TOT	24	37	454	12.3	5	51	18.9

SHAW'S CAREER HIGHS

Receptions	7, N.C. State 2011
Yards	67, Charleston Southern 2011
Longest Catch	51, at Duke 2011
TD	1 (five times), last vs. N.C. State 2011
Longest TD	26, Maryland 2011



Kenny Shaw



21 • Debrale Smiley

- RB, 5-11, 230, R-SR
- Thomasville, Ga./Thomas Co. Central/Itawamba CC

2012 OUTLOOK: Versatile reserve back, who trimmed down in the offseason, and was used at tailback during the spring. Enters the fall coming off that productive spring where he exited as the back-up fullback but could still see time at tailback. Shows good power as a bruising back, but also displays quickness. One of 11 Seminoles to playing this fall that has already received an undergraduate degree.

2011: Reserve fullback who saw action in five games gaining 14 yards on six carries... scored his first career touchdown on a one-yard touchdown run in the fourth quarter against Maryland.

2010: Reserve tailback who carried the ball five times for 28 yards during the season... saw action against Samford and Virginia.

PERSONAL: Enrolled at FSU in January 2010 after taking a redshirt during his second year at Itawamba (Miss.) Community College...attended high school and Itawamba with fellow Seminole Anthony McCloud... like McCloud, signed with Seminoles in 2008 before taking path to junior college...burst on the scene with 180 yards on 30 carries in his first start at Itawamba in 2008...finished the season with 569 yards on 102 carries (5.6 ypc) and two touchdowns...ranked as the No. 73 prospect in the country according to Allen Wallace of SuperPrep JUCO 100... *Thomasville Times-Enterprise's* Offensive Player of the Year at Thomas County Central in 2007...the Yellow Jackets had a perfect regular season record during Smiley's senior season before losing in the class AAAA semifinal...all-state selection...selected to play in the GACA North-South All-Star game... set records at Central for touchdowns in a season (35) and career (81), as well as rushing yards in a season (2,028)...born November 4, 1988.



Debrale Smiley

SMILEY'S CAREER STATS

YR.	G	RUSH	YDS	AVG	TD	LG	AVG/G
2010	2	5	28	5.6	0	11	14.0
2011	5	6	14	2.3	1	4	2.8
TOT	7	11	42	3.8	1	11	6.0



2012 SEMINOLES



37 • Keelin Smith

- DB, 6-3, 187, R-FR
- Fort Pierce, Fla./Treasure Coast

2012 OUTLOOK: Young cornerback prospect who has great size and athleticism. Gained valuable reps going with the first team defense the majority of spring while replacing Xavier Rhodes

who was limited by injury. Heads into the fall as the backup to Rhodes at one of the cornerback spots.

2011: Redshirt season

PERSONAL: Three-star cornerback with great size and athleticism, who also could play safety...ranked the No. 34 best cornerback by Rivals.com and No. 28 safety by Scout.com...rated a four-star prospect and the No. 14 safety by 247Sports...as a senior posted 64 tackles, one interception and blocked three field goals...selected to the Under Armour All-American team...No. 60 on the ESPN 150 and No. 5 overall safety...No. 58 on Bill Buchalter's 2011 Florida Top 100 for the *Orlando Sentinel*...No.40 on the SuperPrep Florida 110...member of the *Florida Times-Union's* Super 75 where he was rated as the No. 5 cornerback...selected first team all-area defensive back by TCPalm...Scout.com's Mike Bakas rated Smith as the No. 55 player in Florida in the Post-Season Top 100...rated No. 16 in the *Gainesville Sun's* top 50 seniors list for the state of Florida...chosen by ESPN760 as the No. 6 player in the 10 players to watch in Palm Beach County and the Treasure Coast...at age 14 won not only a national but international title at the prestigious Hershey's National Track and Field Championship in Hershey, Pa., winning the boys age 13-14 standing long jump competition with jumps of 9 feet, 5 1/4 inches (national) and 9-4 1/4 (international) to be the first national champ in the 17-year history of Fort Pierce's Sheraton Plaza Track Club...born January 1, 1983.



84 • Rodney Smith

- WR, 6-6, 219, SR
- Miami, Fla./Archbishop Carroll

2012 OUTLOOK: Senior veteran of FSU's talented receiving corps who is one of the four receivers returning with more than 400 receiving yards in 2011. Tall, fluid and fast receiver who is a deep threat that attacks the football in the air and runs precise routes.

2011: Second-year contributor to the offense who started 12 of 13 games...finished as the only FSU player to record a catch in every game in 2011...caught multiple passes in nine of 13 games...ranked in the top three on the team in almost every receiving category finishing first in receiving yards with 561...second on the team in catches (36), receiving yards per game (43.2) and tying for third in receiving TDs (4)...also ranked third on the team with a 15.6 yards per catch average...led FSU with six receptions and 78 yards against ULM...followed up with team-bests of five catches and 78 yards against CSU...recorded four receptions for a team-best 118 yards, including a 57-yard score at Clemson which was the longest of his career...went over 60 yards receiving in back-to-back games against Duke and Maryland...added a 21-yard touchdown reception against Miami...one of only three FSU wide receivers to catch a pass in the Seminoles' victory over UF in the Swamp...capped off the season with four catches for 64 yards in the Champs Sports Bowl win over Notre Dame...selected the top conditioned athlete at the team's annual banquet.

2010: Came into his own as a sophomore after a one-catch freshman campaign...ranked fourth on the team with 31 receptions, good for 448 yards and three touchdowns...continued to develop over the course of the season, managing just eight receptions through the first six games, but collected 25 over the last eight...appeared to gain confidence after reeling in an 18-yard touchdown pass in the fourth quarter of the victory at Miami; his lone reception of the game...came back the very next week and posted a career-high six receptions against Boston College...in addition to the 18-yard TD reception against the Hurricanes, Smith hauled in scoring passes of 27 (vs. North Carolina) and 39 (vs. Florida)...had five plays over 25 yards on the season...logged his first 100-yard (4-121) receiving game against Clemson...played in all 14 games with eight starts.

2009: Played in seven games, initially on special teams, before working his way into the receiving rotation late in the year...lone pass reception - from EJ Manuel - went for a 7-yard gain against Wake Forest in FSU's road victory...notched four tackles, including three solo stops, on special teams...a very diligent student who met the academic requirements for the ACC All-Academic team, posting better than a 3.0 GPA his first semester at FSU.

PERSONAL: Highly-touted prospect who earned *Miami Herald* All-Dade honors at receiver...playing in a run-based offense at Archbishop Carroll, 10 of his 35 receptions as a high school senior went for touchdowns...also intercepted four passes from the safety position...had an interception return and two kickoff returns for touchdowns...over final two seasons totaled 65 receptions for 1,330 yards and 17 TDs...a four-star prospect, he ranked among the top 100 players nationally...received more than 30 FBS scholarship offers...born March 11, 1990.

SMITH'S CAREER STATS

YR.	G	REC	YDS	AVG	TD	LG	AVG/G
2009	7	1	7	7.0	0	7	1.0
2010	14	31	448	14.5	3	53	32.0
2011	13	36	561	15.6	4	57	43.2
TOT	34	68	1016	14.9	7	57	29.9

SMITH'S CAREER HIGHS

Receptions	6 (twice), last vs. Louisiana-Monroe 2011
Yards	121, Clemson 2010
Longest Catch	57, Clemson 2011
TD	1 (seven times), last vs. Miami 2011
Longest TD	57, Clemson 2011



Rodney Smith



22 • Telvin Smith

- LB, 6-3, 215, JR
- Valdosta, Ga./Lowndes County

2012 OUTLOOK: Play-making linebacker who heads into 2012 in the mix to start at middle linebacker. Has great range, instincts and athleticism, which allows him to shoot the gap well and consistently make plays in the backfield. Enjoyed another successful spring practice where he got significant reps and started to excel playing in the middle.

2011: Sophomore linebacker who not only thrived on special teams but saw a lot of action at middle linebacker...played in 12 games and started once...posted 42 tackles (28 solo) on the season and 8.5 tackles for loss, which was the fourth-most for FSU...also had three sacks, one interception, three pass break-ups and two fumble recoveries...made his first career start at Wake Forest and tallied a career-best six tackles...had four tackles and two TFLs at Duke...had a career-best two sacks and four tackles versus Maryland...tallied five stops versus NC State...had a fumble recovery and an interception at Boston College...added five tackles and one tackle for loss in the Champs Sports Bowl win over Notre Dame...received one of three Mr. Versatile awards at the team's annual banquet.



2012 SEMINOLES

2010: True freshman linebacker, who came in and made an immediate impact on special teams especially on kickoff return coverage where he made several big tackles... played in all 14 games and registered 18 tackles, one sack and 1.5 tackles for loss... named one of two Special Teams Newcomers of the Year at the annual football banquet.

PERSONAL: Held a four-star ranking from Rivals and a three-star ranking from Scout out of high school...cousin of rising senior, cornerback Greg Reid, who signed out of Lowndes County with the 'Noles in 2009 along with safety Gerald Demps...Rivals rated Smith as the No. 18 outside linebacker prospect in the country and No. 22 prospect overall in Georgia...No. 8 outside linebacker nationally by ESPN and No. 107 prospect overall...participated in the GACA North/South All-Star Classic...registered 84 tackles, 25 assists and two interceptions as a senior for the powerhouse Vikings...as a junior logged 97 tackles (16 TFLS) and two interceptions for the state AAAAA champions...SuperPrep Georgia ranked him as the No. 25 player in the state...committed to the Seminoles in July 2009 and reaffirmed that decision by selecting FSU over Georgia and LSU...born April 11, 1991.

SMITH'S CAREER STATS

YR.	G	UA	A	TOT	TFL-YDS	PD	FF	FR	INT	SACKS
2010	14	13	5	18	1.5-7	0	0	0	0	1.0
2011	12	28	14	42	8.5-51	4	1	2	1	3.0
TOT	26	41	19	60	10.0-58	4	1	2	1	4.0

SMITH'S CAREER HIGHS


Tackles	6, Wake Forest 2011
Tackles for Loss	2 (three times), last at Florida 2011
Sacks	2, Maryland 2011



Terrance Smith

24 • Terrance Smith

- LB, 6-3, 215, R-FR
- Decatur, Ga./Southwest DeKalb



2012 OUTLOOK: Talented young linebacker, who continues to get bigger and stronger, but displays quickness and great ability to get to the ball. Received a good amount of reps during spring and emerged as the backup to Nick Moody at strongside linebacker.

2011: Earned a medical redshirt season after playing in the first two games of the season against ULM and Charleston Southern...registered one career tackle against Charleston Southern.

PERSONAL: Three-year starter at Southwest DeKalb where he developed his reputation as an outstanding pass rusher...enrolled at Florida State in January of 2011... three-star prospect by Rivals.com rated the No. 18 outside linebacker...has a four-star rating and ranked the No. 21 defensive end by Scout.com...rated a three-star prospect by 247Sports...rated the No. 26 outside linebacker by ESPN...as a senior amassed 60 tackles and 10 sacks in nine games...as a junior, had more than 120 tackles, 15 sacks and 15 tackles for loss...No. 27 on the SuperPrep Georgia 83...No. 34 on the Atlanta

Journal Constitution's Top 50 Recruits...also enjoyed a standout career in track & field as a sprinter/jumper...chose the Seminoles over the likes of Alabama, Auburn, Clemson, Georgia, Georgia Tech, Ohio State, South Carolina and Vanderbilt...Smith's father, the late Terry Smith, starred as a wide receiver for Clemson in the 1990s...born May 3, 1993.



96 • Toshmon Stevens

- DE, 6-5, 250, R-SR
- Pomona Park, Fla./Crescent City

2012 OUTLOOK: An explosive player who is one of the top special teams players for the Seminoles and a versatile defensive end who can pass rush and drop into coverage.

2011: Redshirt junior reserve who played a prominent role on multiple Seminole special teams units and served as the fifth defensive end in the rotation...posted a single-season career-high with 13 tackles...set a new single-season best with four tackles against NC State...had three stops against Charleston Southern... received one of three special teams most valuable player awards at the team's annual banquet

2010: Played in nine games mostly on special teams but saw some spot duty on the defensive line...made significant strides during spring practice emerging from spring practice as the back-up to starting senior left end Markus White...capped his spring with a sack in the Garnet & Gold game.


2009: Played in all 13 games in his first season of action...the majority of his playing time came on special teams, but he impressed in limited action at defensive end... managed just two tackles, but one of those was a tackle for loss against West Virginia star tailback Noel Devine in FSU's Gator Bowl victory.

2008: Recorded a half-sack in opener against Western Carolina and played against Chattanooga in the second game before sitting out the rest of his true freshman season with an injury which earned him a medical redshirt.

PERSONAL: Talented multi-sport athlete at Crescent City High School, which produced former Seminole fan favorite, fullback Pooh Bear Williams...FSWA 2B first-team All-State selection at defensive end...earned a three-star ranking as a prospect...a multi-sport athlete in high school who did not play his first full season of football until 2006... recorded 56 tackles and 12 sacks as a senior to help his team to a 10-0 regular season record...starting center on basketball team and two-time state high jump finalist with a personal-best leap of 6-foot-8...chose FSU over 17 FBS offers, including South Carolina, Tennessee, NC State, Virginia Tech and Arizona State, among others...born March 5, 1989.

STEVENS' CAREER STATS

YR.	G	UA	A	TOT	TFL-YDS	PBU	FF	FR	INT	SACKS
2008	2	0	1	1	0.5-2	0	0	0	0	0.5
2009	13	1	1	2	1.0-5	0	0	0	0	0.0
2010	9	0	0	0	0.0-0	0	0	0	0	0.0
2011	13	6	7	13	0.0-0	0	0	0	0	0.0
TOT	37	7	9	16	1.5-7	0	0	0	0	0.5



Toshmon Stevens



2012 SEMINOLES



52 • Bryan Stork

- OL, 6-4, 312, R-JR
- Vero Beach, Fla./Vero Beach

2012 OUTLOOK: The veteran of a young offensive line who brings the most game experience (14 starts, 22 games) into the fall. Versatile lineman, who made his third switch along the line

this past spring moving to tackle and leaving spring as the starter at right tackle. Tough lineman who displays quickness and great feet.

2011: Made 10 starts as a redshirt sophomore and played in 12 of 13 games...opened the year as the starting left guard, filling the void for graduated All-American Rodney Hudson, after making four starts at right guard in 2010...got his first work at center in the second half against Charleston Southern and took over the starting duties the following week against No. 1 Oklahoma...a tenacious competitor whose physical skills as a dominant run blocker were honed as a high school tight end in a run-based offense...led all Seminole linemen with 27 knockdown blocks on the year, including a season and career-high six at Clemson...added five knockdowns against Maryland and four each against Charleston Southern and Virginia...boasts the highest season average grade among linemen at 78 percent, posting six grades of 80 or better, including five through the first six games of the season...notched his top grade – 88 percent – against Virginia...missed the Boston College game while battling recurring headaches, but returned to action in the first half of the Miami game...was penalized just four times in 692 snaps on the year...had a 10-game stretch without allowing a sack and yielded just three over the course of the season...selected the offensive warrior in the weight room at the team's annual banquet.

2010: Redshirt freshman who began the season as a reserve, but was thrust into action at right guard...participated in 361 plays but saw only spot action until replacing veteran starter David Spurlock midway through the Boston College game...made his first career start the following week at NC State and performed admirably on the big stage...missed the next two games with illness...returned to action on the road at Maryland, replacing Henry Orelus at right guard in the second quarter...started the last three games of the season and graded out at 77 percent in the ACC Championship game against Virginia Tech...followed that performance up by grading out at 80 percent with a 92 pass grade in the Chick-fil-A Bowl against South Carolina...an outstanding pass blocker, also registered 13 knockdown blocks, including three each against Boston College, NC State and Virginia Tech.

2009: Redshirt season as a true freshman.

PERSONAL: A tight end in high school, had the frame and the tenacity to make the move to offensive line...primarily a blocker in a run-based high school offense, where he registered 43 pancake blocks...chose the Seminoles over Maryland, Syracuse, UCF and FIU...born November 15, 1990.



Bryan Stork



28 • Nigel Terrell

- LB, 6-1, 235, R-SO
- Helena, Ala./Pelham

2012 OUTLOOK: Young linebacker who took a lot of reps in spring and left as the backup at weakside linebacker. Looks to build on that momentum in the fall as he heads into his third season in the program. Has a good combination of speed and athleticism.

2011: Saw action in four games and recorded one tackle against Charleston Southern.

2010: Redshirt season

PERSONAL: Alabama native who was given a three-star ranking by both Rivals and Scout.com...Rivals rated him the No. 65 outside linebacker in the nation and No. 26 prospect in Alabama...checked in as No. 46 outside linebacker prospect nationally by Scout...ESPN ranked Terrell the No. 11 outside linebacker and No. 120 prospect overall...moved from safety to linebacker as a junior in 2008 and responded with 101 tackles, including 65 solo stops, 14 tackles for loss, three sacks and an interception...selected as a member of the *Birmingham News* Senior Pre-Season Second Dozen...stuck with verbal commitment to FSU made in August 2009, despite a strong push from Colorado and Ole Miss...born December 16, 1990.



4 • Chris Thompson

- RB, 5-8, 187, SR
- Greenville, Fla./Madison County

2012 OUTLOOK: Veteran of a young running back unit who looks to bounce back from a back-injury in 2011. Has great ability to find a seam inside, turning the corner or hauling in a pass. Despite missing spring practice, heads into 2012 at the top of the depth chart and has a great understanding of the offense. Shows tremendous quickness and has a history of being a home run threat when he gets the ball in his hands. Makes the switch from No. 23 and will don a new No. 4 jersey on offense to go along with defensive end Brandon Jenkins.

2011: The 2010 Chick-fil-A Bowl Offensive MVP was one of the team's top tailbacks before breaking his back versus Wake Forest on his first carry of the game...played in the first five games and started twice (Clemson, Wake Forest)...eclipsed 1,000 yards for his career on his first carry of the first quarter versus Charleston Southern...played in just five games but was third on the team in average per game (16.6) and rushing touchdowns (1)...fourth on the team in carries (29) and yards (83)...led FSU with 33 yards rushing on just six carries versus ULM...was only Seminole running back to carry the ball at Clemson, totaling 36 yards on 11 carries and it is believed to be the first time in school history that one player (other than the QB) recorded every rush in a game for FSU...received one of three unselfish leadership awards at the team's annual banquet.

2010: Sophomore tailback who led the Seminoles in rushing with 845 yards on 134 carries, including a single-season best five rushing touchdowns...Thompson's 6.3 yards per carry was the highest by an FSU back with 100 or more carries in a season since Leon Washington averaged 6.9 in 2004...though he appeared in all 14 games, Thompson had just six starts and shared the rushing load with tailbacks Jermaine Thomas and Ty Jones...displaying sprinter speed he logged the ACC's longest touchdown run of the season - a 90-yard dash against Miami - which is also the third-longest TD run from scrimmage in FSU history...Thompson also scored on runs of 83 (BYU) and 70 (Maryland) yards...ranked second on the team with eight plays covering 25 or more yards, all on runs from scrimmage...posted his first 100-yard rushing performance against BYU (9-123) when he averaged 13.7 yards per carry...eclipsed that mark with a career-high 158 yards on 14 totes in the win over Miami (11.3 ypc)...named Chick-fil-A Bowl Offensive MVP after logging 147 yards on a career-high 25 carries...a dual-threat back, Thompson led all FSU backs with 19 receptions for 155 yards, including his first career TD reception from EJ Manuel (20 yards) in the ACC Championship game...also collected a career-high five receptions against the Hokies...his career-high for receiving yards is 54 (on four receptions) set against Samford in the season-opener.

2009: Played in 11 games and missed two games due to a death in the family...had two carries for 20 yards and also caught one pass for nine yards in a Gator Bowl win over West Virginia...scored two touchdowns both coming in a victory over NC State...one of two true freshmen to record 100 or more yards rushing...finished sixth on the team with 120 rushing yards on 23 carries (5.2 ypc)...also caught two passes...had the second longest rush of the season with a 49-yard run in the Georgia Tech game...recorded six kick returns for 150 yards, including a long of 33 yards, and averaged 25.0 yards per return.



2012 SEMINOLES



Chris Thompson

PERSONAL: Ranked as the nation's second best all-purpose player coming out of Madison County High School where he was a teammate of defensive tackle Jacobbi McDaniel...a four-star prospect who earned PrepStar and Under Armour All-American honors...battled ankle injuries throughout his senior season...rushed for 2,300 yards and 33 TDs in leading his team to the state championship...ran for 203 yards and two TDs in the 2007 state championship game...an outstanding high school sprinter who logged a personal-best time of 10.4 in the 100 meter dash as a senior...selected FSU over Miami, Florida and Clemson...born October 20, 1990.

THOMPSON'S RUSHING CAREER STATS

YR.	G	RUSH	YDS	AVG	TD	LG	AVG/G
2009	11	23	120	5.2	2	49	10.9
2010	14	134	845	6.3	6	90	60.4
2011	5	29	83	2.9	1	19	16.6
TOT	30	186	1048	5.6	9	90	34.9

THOMPSON'S RECEIVING CAREER STATS


YR.	G	REC	YDS	AVG	TD	LG	AVG/G
2009	11	2	10	5.0	0	9	0.9
2010	14	19	155	8.2	1	20	11.1
2011	5	3	17	5.7	0	9	3.4
TOT	30	24	182	7.6	1	20	6.1

THOMPSON'S CAREER RUSHING HIGHS

Rushes	25, South Carolina 2010
Yards	158, at Miami 2010
Longest Rush	90, at Miami 2010
TD	2, NC State 2009
Longest TD Rush	90, at Miami 2010

THOMPSON'S CAREER RECEIVING HIGHS

Receptions	5, Virginia Tech 2010
Yards	54, Samford 2010
Longest Catch	20, Virginia Tech 2010
TD	1, Virginia Tech 2010
Longest TD Catch	20, Virginia Tech 2010



9 • Clint Trickett

- QB, 6-2, 180, R-SO
- Tallahassee, Fla./North Florida Christian

2012 OUTLOOK: Smart, polished passer with a strong arm who heads into the fall as the backup quarterback. Continues to get bigger and stronger in the weight room while managing his diagnosis of Celiac disease. Ended spring practice with another solid performance in the annual Garnet & Gold spring game going 12-of-23 for 173 yards and two touchdown passes.

2011: Put up prolific numbers in his first season seeing action in nine games with two starts (Clemson, Wake Forest)...played sparingly in a reserve role in the first two games of the season versus ULM and Charleston Southern...first career pass was a 28-yard touchdown to Rashad Greene, who made the first catch of his career on the play

versus ULM...connected on two more touchdowns with Greene the next week versus Charleston Southern including a 69-yarder...forced into expanded game action for first time in his career versus then No. 1 Oklahoma following EJ Manuel's shoulder injury...came on in relief of Manuel in the third quarter against the Sooners, finishing 7-of-15 for 134 yards with one touchdown and one interception...his touchdown versus the Sooners was a 56-yard bomb to Greene, once again...threw for 336 yards and three touchdowns with one interception in his first career start the following week at Clemson and connected with Greene on a touchdown for a fourth straight week...named ACC Rookie of the Week after his performance versus the Tigers...earned his second career start at Wake Forest, but was intercepted twice and lost a fumble before being replaced by Manuel late in the first half and finished 6-of-11 for 29 yards...recognized with one of two academic awards for the sophomore class at the team's annual banquet.

2010: Redshirt season...earned an academic achievement award at the 2010 football banquet for having one of the top GPAs for his class.

PERSONAL: Son of FSU assistant head coach/offensive line coach Rick Trickett...outstanding student who graduated early from high school with a 3.8 GPA...carried a three-star ranking from both Rivals and Scout...Rivals rated him as the No. 36 quarterback in the nation...earned All-Big Bend honors as a senior...member of the Florida Super 75 list by the *Florida Times-Union* and was rated the No. 3 quarterback...rated No. 8 quarterback in Florida by Bill Buchalter of the *Orlando Sentinel*...member of the SuperPrep All-America 290 as the 10th rated quarterback nationally...threw two touchdowns for the North team in the FACA All-Star game...completed 103 of 169 pass attempts for 1,671 yards, 21 TDs and seven interceptions as a senior...in three seasons amassed more than 5,300 passing yards and tossed 59 touchdown passes for the perennial small school state power...earned first-team 1A/1B All-State honors as a junior...won a state championship as a sophomore...had multiple offers but settled on FSU after closely considering Florida and Arkansas...born March 19, 1991.

TRICKETT'S CAREER PASSING STATS

YR.	G	ATT	COM	INT	YDS	TD	LG	PCT
2011	9	72	44	4	675	7	69	61.1

TRICKETT'S CAREER RUSHING STATS

YR.	G	RUSH	YDS	AVG	TD	LG	AVG/G
2011	9	14	-34	-2.4	1	11	-3.8

TRICKETT'S CAREER HIGHS PASSING

Yards	336, at Clemson 2011
Attempts	38, at Clemson 2011
Completions	24, at Clemson 2011
Long	69, Charleston Southern 2011
Longest TD	69, Charleston Southern 2011
TDs	3, at Clemson 2011
INTs	2, at Wake Forest 2011

TRICKETT'S CAREER HIGHS RUSHING

Carries	5, Oklahoma 2011
Yards	19, at Wake Forest 2011
Longest Run	11, Clemson 2011
TD's	1, Charleston Southern 2011
Longest TD Run	4, Charleston Southern 2011



Clint Trickett



2012 SEMINOLES



44 • Will Tye

- TE, 6-3, 260, R-SO
- Middletown, Conn./Salisbury

2012 OUTLOOK: Big and athletic tight end with good speed who looks to be in the tight end mix in the fall. Made significant strides in the spring getting more reps in the system and improving his

blocking and pass catching skills. Has strong hands and the ability to use his body to create space.


2011: Played in four games (ULM, Charleston Southern, NC State, Boston College) and picked up his first career reception with a 7-yard catch against Charleston Southern.

2010: Redshirt season.

PERSONAL: Transitioned from undersized basketball post standout to big-time tight end...carried a three-star ranking from both Rivals and Scout.com...rated the No. 6 prospect overall in Connecticut by Rivals and the No. 19 tight end prospect nationally by Scout...SuperPrep had the big man tabbed as the No. 8 prospect overall in the New England 12 rankings...No. 19 tight end according to Scout...explosive threat who was a primary red zone target...collected 44 receptions for 587 yards and six touchdowns as a senior...boasted a 31.9 yard average on kickoff returns, including a long of 95 yards...also doubled up as a defensive end where he made 26 stops with two sacks...chose FSU over Miami, NC State, Temple, Wyoming and UConn...born November 4, 1991.

TYE'S CAREER STATS

YR.	G	REC	YDS	AVG	TD	LG	AVG/G
2011	4	1	7	7.0	0	7	1.8



6 • Nick Waisome

- CB, 5-10, 180, SO
- Groveland, Fla./South Lake HS

2012 OUTLOOK: Instinctive corner, who has good ball skills, speed and technique. Took advantage of the offseason conditioning program adding at least 15 pounds to his frame. Had


a very productive spring and heads into fall as a backup at one of the cornerback spots on the depth chart.

2011: True freshman defensive back who saw action in 11 games mainly on special teams but also as a reserve corner...credited with one tackle in the win over Charleston Southern.

PERSONAL: Enrolled early in January 2011...one of the top cover-corners in the country...four-star recruit who was rated the No. 8 cornerback by both Rivals.com and Scout.com...ESPN ranked him the No. 67 overall prospect and No. 2 cornerback nationally...the No. 2 cornerback and the No. 44 overall player in the nation by 247Sports...selected to the Under Armour All-American team...had 47 tackles, six interceptions and scored five touchdowns as a senior...First team All-Central Florida defensive back by *Orlando Sentinel* and defensive player of the year in Lake/Sumter County by *Orlando Sentinel* as a senior...No. 18 on Bill Buchalter's 2011 Florida Top 100 for the *Orlando Sentinel*...No. 5 on *Orlando Sentinel's* 2011 Central Florida Super60...No. 49 on *Mobile Press-Register Super Southeast 120*...member of the *Times-Union's* Florida Super 75 where he was rated as the No. 3 cornerback...No. 57 on the SuperPrep Florida 110...finished his junior season with 67 tackles, 18 pass break-ups and four interceptions and also had 17 receptions for 495 yards and six touchdowns on offense...First team All-State defensive back for 6A classification as a junior...born March 20, 1992.



Nick Waisome



74 • Jonathan Wallace


- OL, 6-7, 290, R-JR
- Jacksonville, Fla./Lee

2012 OUTLOOK: Walk-on offensive lineman, who has continued to get bigger and stronger in developing into a solid reserve for the unit. Adds length at 6-7 to one of the biggest offensive lines FSU has produced in some time.

2011: Served as a reserve offensive tackle seeing some time at left tackle...saw action in three games for the Seminoles playing against Duke, Maryland and NC State.

2010: Earned Scout Team Player of the Year honors on offense at the annual Florida State football banquet.

PERSONAL: Three-sport athlete at Robert E. Lee High School in Jacksonville, FL...played baseball, basketball and football all four years of high school...lined up mostly at tight end for Lee's football team and earned Second Team All-City by the *Florida Times Union* in 2008...selected to play in Jacksonville's Shrine Bowl All-Star game...also played in the Florida vs. Georgia border wars all-star game...awarded player of the week honors by the Jacksonville Quarterback club when he had six catches for 88 yards and two touchdowns while playing against Raines (Jacksonville)...voted by his teammates and coaches in 2007-2008 as Lee's most outstanding receiver...received a preferred walk-on offer in 2009 from the Seminoles and accepted while turning down multiple offers from smaller football division schools...in 2010 earned FSU's scout team player of the year on offense...born February 11, 1991.



95 • Bjoern Werner

- DE, 6-4, 265, JR
- Berlin, Germany/Salisbury (Conn.)

2012 OUTLOOK: Powerful defensive end with a good motor who has deceptive speed and great strength which allows him to excel at stopping the run and getting into passing lanes. Has a great awareness for the ball as evident with his eight pass-breakups at the line in 2011. Named to the watch list for the Lott Impact Trophy given to the nation's top defensive player...native of Berlin, Germany, where he initially learned the game.

2011: A rising star from his left defensive end position, Werner started all 13 games...registered a career-high 37 tackles, including 25 solo stops, for an FSU defense that ranked second in rushing defense, fourth in scoring defense and sixth in total defense...led the Seminoles with eight quarterback hurries and two fumble recoveries, which included a 25-yard TD return against Clemson...ranked second on the team with a eight pass break-ups and nine passes defended...collected his first career interception with a leaping grab at Boston College...ranked second among Seminoles with 11 tackles for loss and seven sacks...established a new career-high with six tackles, including a sack among two tackles for loss against No. 1 Oklahoma which earned him ACC Defensive Lineman of the Week honors...turned in a monstrous game at Duke with four pass break-ups, two quarterback hurries and a sack...his four pass break-ups against the Blue Devils were the most by an FBS defensive lineman since Nebraska's Ndamukong Suh batted down four against Virginia Tech on Sept. 19, 2009...posted a career-high two sacks at Wake Forest...added two tackles including a tackle for loss and sack in the Champs Sports Bowl win over Notre Dame...earned Capital One CoSIDA Academic All-District honors...recognized for his work in the classroom with one of eight sophomore academic awards and named one of three defensive MVPs at the annual team banquet.

2010: Appeared in all 14 games as a true freshman, registering 20 tackles, including 6.0 tackles for loss and 3.5 sacks...relentless pass rusher who frequently overpowers opposing tackles...three sacks came over the course of the first four games...registered a career-high five tackles in the win at Maryland...twice collected 1.5 tackles for loss (Samford, Wake Forest)...also had a pass breakup to his credit...earned an academic achievement award at the 2010 football banquet for having one of the top GPAs for his class.

PERSONAL: German exchange student who played only two years of high school football in the United States...was a four-star prospect by Scout.com...had a three-star ranking from Rivals, which ranked him as the No. 65 defensive end nationally and the No. 6 prospect in Connecticut...No. 24 defensive end prospect according to ESPN...high school teammate of FSU tight end Will Tye...as a senior logged 57 tackles in seven games with three sacks, four forced fumbles and two blocked field goals...also caught



2012 SEMINOLES



Bjoern Werner

10 passes for 98 yards from the tight end position...played at home for Berlin Adler national team as a junior...as a sophomore at the Salisbury School, had 54 tackles, including 24 for losses, 12 sacks and two fumble recoveries in just eight games...was married over 2010 spring break to his wife Denise...whittled lengthy list of offers to two, selecting FSU over Oregon...born August 30, 1990.

WERNER'S CAREER STATS

YR.	G	UA	A	TOT	TFL-YDS	PD	FF	FR	INT	SACKS
2010	14	8	12	20	6.0-27	1	1	0	0	3.5
2011	13	25	12	37	11.0-52	9	1	2	1	7.0
Tot	27	33	24	57	17.0-79	10	2	2	1	10.5

WERNER'S CAREER HIGHS

Tackles	6, Oklahoma 2011
Tackles for Loss	2 (twice), last at Wake Forest 2011
Sacks	2, at Wake Forest 2011
Interceptions	1, Boston College 2011



32 • James Wilder Jr.

- RB, 6-2, 226, SO
- Tampa, Fla./Plant

2012 OUTLOOK: Big, physical back who is tough to bring down and can move a pile. Came on strong at the end of the spring showing good comfort level with FSU's offensive system heading into his second season. Has good vision and continues to develop in pass protection and as a pass catcher out of the backfield.

2011: Highly touted true freshman running back who played in 12 games...tied for the second-best per carry average on the squad at 4.6...finished third on the team with 35 carries and 160 rushing yards...saw fist action of his career with a five-yard run in the third quarter against CSU...had a 41-yard run on game's last play, which was tied for the longest rush by a Seminole on the season...led the team with 10 rushes for 76 yards versus CSU...scored first career touchdown at Wake Forest...also excelled on special teams on kickoff and punt coverage and kickoff return...received one of two special teams newcomer awards at the team's annual banquet.

PERSONAL: A dynamic, five-star athlete, who was considered the best overall athlete in the country after playing both running back and linebacker at Tampa Plant High School...led Plant to the 5A state title game...selected to the U.S. Army All-American team as a senior and participated in the U.S. Army All-American Bowl, where he scored the winning touchdown for the East...rushed for 1,597 yards and 22 touchdowns, and had 75 tackles and eight sacks as a senior...selected All-USA first team defense by *USA Today*...ranked as the No. 2 running back and No. 11 player nationally by Rivals.com...ranked as the No. 3 outside linebacker and the No. 29 overall player by Scout.com...rated the No. 29 player on the ESPN 150 and the No. 4 overall athlete in the nation...No. 7 on the *Sporting News* Top 100 for 2011...rated a five-star prospect by both Rivals.com and Scout.com...*Tampa Tribune's* All-Hillsborough County First Team as a senior...No. 1 on Bill Buchalter's 2011 Florida Top 100 for the *Orlando Sentinel*...No. 7 on *Mobile Press-Register* Super Southeast 120...member of the *Florida Times-Union's* Super 75 where he was rated as the No. 1 overall athlete...2010 U.S. Air Force All-American...second team defense by MaxPreps...No. 2 on Tom Lemming's MaxPreps.com Top 100...as a junior helped Plant to a 5A state title after rushing for 1,004 yards (7.49 per carry) and 15 touchdowns, while registering 136 tackles (66 solo) and 19 sacks on defense...earned First Team All-State honors for 5A classification as a junior...as a sophomore, registered 145 total tackles with 62 solo and 15 sacks and was selected All-Hillsborough County First Team, FSWA Second Team 5A All-State and All-Suncoast Second Team...son of former Buccaneers running back James Wilder...born April 14, 1992.

WILDER'S RUSHING CAREER STATS

YR.	G	RUSH	YDS	AVG	TD	LG	AVG/G
2011	12	35	160	4.6	1	41	13.3
TOT	12	35	160	4.6	1	41	13.3

WILDER'S RECEIVING CAREER STATS

YR.	G	REC	YDS	AVG	TD	LG	AVG/G
2011	12	2	14	7.0	0	8	1.2
TOT	12	2	14	7.0	0	8	1.2

WILDER'S CAREER RUSHING HIGHS

Rushes	10, Charleston Southern 2011
Yards	76, Charleston Southern 2011
Longest Rush	41, Charleston Southern 2011
TD	1, at Wake Forest 2011
Longest TD Rush	3, at Wake Forest, 2011



James Wilder Jr.



2012 SEMINOLES



9 • Karlos Williams

- DB, 6-2, 230, SO
- Davenport, Fla./Ridge Community

2012 OUTLOOK: Big, fast, physical player who can cover ground and is hard hitter on the defensive side while also using his speed and vision as a kick returner and kickoff coverage guy on special teams. Showed a good understanding of Mark Stoops' system as he heads into his second season and continues to push for the starting free safety job.

2011: True freshman who played in all 12 regular season games before breaking his wrist in the regular season finale at Florida causing him to miss the Champs Sports Bowl...totaled eight tackles (four solo, four assisted) on the season but really made an impact on special teams...ranked second in kickoff returns (8) and kickoff return yards (186) while averaging 23.2 yards per return... returned two kicks for 67 yards with a career-long return of 33 yards against Maryland...tallied a career-high three tackles in the win at Boston College... added a pair of tackles at Wake Forest... received one of two special teams newcomer awards at the team's annual banquet.



Karlos Williams

PERSONAL: A hard-hitting, consensus five-star safety with good size, who was ranked the No. 2 safety, No. 8 player nationally and No. 2 player in the state of Florida by Rivals.com...rated the No. 22 overall player and the No. 2 safety in the nation by Scout.com...rated the No. 1 safety and the No. 7 player nationally by 247 Sports... selected to the Under Armour All-American game...All-USA second team defense by USA Today...No. 17 on the *Sporting News* Top 100 for 2011...No. 5 on the ESPN 150 and rated the No. 1 safety prospect...No. 9 on Tom Lemming's MaxPreps.com 2011 Top 100...No. 12 on Bill Buchalter's 2011 Florida Top 100 for the *Orlando Sentinel*...No. 10 on *Mobile Press-Register* Super Southeast 120...member of the *Florida Times-Union's* Super 75 where he was rated as the No. 1 safety...No. 8 on the SuperPrep Elite Top 50, No. 3 on the SuperPrep Florida 110 and the SuperPrep Dixie Defensive Player of the Year...First Team All-Polk County by the *Lakeland Ledger*...also played running back and ran 69 times for 564 yards (8.2 yards per carry) and scored seven touchdowns as a senior...as junior, had 102 tackles and three interceptions and was listed in The Associated Press South Region 25 list of top recruits...brother is Vince Williams, who is a rising senior linebacker at Florida State...born May 4, 1993.

WILLIAMS' CAREER DEFENSIVE STATS

YR.	G	UA	A	TOT	TFL-YDS	PD	FF	FR	INT	SACKS
2011	12	4	4	8	0.0-0	0	0	0	0	0.0

WILLIAMS' KICKOFF RETURN CAREER STATS

YR.	G	NO	YDS	AVG	TD	LG
2011	12	8	186	23.2	0	33

WILLIAMS' CAREER DEFENSIVE HIGHS

Tackles 3, at Boston College 2011

WILLIAMS' CAREER KICKOFF RETURN HIGHS

Returns 2 (twice), last Maryland 2011
Yards 62, Maryland 2011
Long 33, Maryland 2011

2011: A redshirt junior, who started 12 of 13 games at middle linebacker in his first season with an expanded role...ranked fifth on the team with 54 tackles (30 solo, 24 assisted)...also added five tackles for loss, two sacks, one interception and three pass break-ups...earned his first career start against ULM and had a game-high and a career-best seven tackles...had six tackles versus Oklahoma and five at Clemson...had three tackles and a sack at Duke...tied for team-lead and matched his career-best with seven tackles against Maryland...ended the season recording five tackles in the Champs Sports Bowl win over Notre Dame...received one of two awards for best attitude on the defense at the team's annual banquet.

2010: A redshirt sophomore who saw his first playing time since the 2008 season, when he missed all of the 2009 season with a back injury...was among the players who made the greatest strides in the offseason conditioning program since the arrival of strength coach Vic Vilorio...earned playing time behind senior Kendall Smith at middle linebacker after enjoying an outstanding spring practice...registered a single-season high 17 tackles while participating in 11 of 14 games...posted a season-high five tackles (four solos) in the season opener against Samford...had three tackles in extended playing time against North Carolina...credited with two pass breakups which came against Oklahoma and UNC.

2009: Battled a back injury that led to a redshirt season, though he returned to the practice field over the final month of the regular season.

2008: Played in 12 games as a true freshman and finished second on the team among first-year defenders with 10 tackles...graduated early from high school and enrolled in January 2008, which allowed him to get up to speed in spring practice...had three tackles in each of his first two games - against Western Carolina and Chattanooga...was the back-up at middle linebacker...saw action in every game except the win at Miami.

PERSONAL: Earned a four-star ranking as an inside linebacker as a high school senior...named Polk County Defensive Player of the Year as a junior and all-county honors as a sophomore...amassed almost 300 tackles with 48 tackles for loss and 25 sacks over three varsity seasons...earned 3A second-team All-State honors as a senior...co-MVP of the Scout.com combine in Jacksonville...chose Florida State over LSU, Ohio State and Florida... older brother of fellow Seminole Karlos who was a sophomore in 2012...born December 27, 1989.

WILLIAMS' CAREER STATS

YR.	G	UA	A	TOT	TFL-YDS	PD	FF	FR	INT	SACKS
2008	12	8	2	10	2.0-9	0	0	0	0	0.0
2009	Redshirt Season									
2010	11	10	7	17	0.0-0	2	0	0	0	0.0
2011	13	30	24	54	5.0-18	4	0	0	1	2.0
TOT	36	48	33	81	7.0-27	6	0	0	1	2.0

WILLIAMS' CAREER HIGHS

Tackles 7 (twice), last Maryland 2011
Tackles for Loss 1.5, at Duke 2011
Sacks 1 (twice), last at Duke 2011
Interceptions 1, N.C. State 2011



Vince Williams



11 • Vince Williams


- LB, 6-1, 247, R-SR
- Davenport, Fla./Ridge Community

2012 OUTLOOK: Veteran linebacker who has good awareness and a great understanding of the defensive system which allowed him to shine in his first season as the starter at middle linebacker in 2011. One of 11 Seminoles playing this fall that has already received an undergraduate degree.



2012 NEWCOMER BIOS

2012 EARLY ENROLLEES



38 • Cason Beatty

- P, 6-3, 231, FR
- Charlotte, N.C./Olympic

Big, tall, athletic punter with a strong leg and plenty of upside at the college level...started his high school career as a quarterback before picking up punting as a junior in 2010 and excelling at that position...earned first team All-Mecklenburg County honors by the *Charlotte Observer* as a senior while averaging 43.1 yards per punt on 32 attempts and hitting four punts longer than 60 yards...named MEGA 7 3A/4A all-conference by the *Charlotte Observer* as a junior and senior...threw for more than 800 yards as a junior quarterback but shined that season as a punter averaging 43.5 yards per attempt on his way to All-Mecklenburg County second team honors by the *Charlotte Observer*...rated the No. 3 punter nationally by kicking guru Chris Sailer of California...two-star prospect by Rivals, a three-star prospect by ESPN and Scout...ranked the No. 4 punter nationally by Scout.com and No. 5 punter nationally by 247Sports...has an older brother, Lucas, who just completed his redshirt year as a quarterback at Gardner-Webb in Boiling Springs, N.C.



67 • Daniel Glauser

- OL, 6-6, 322, SR
- Rheinfelden, Switzerland/N.M. Military Institute

Standout two-year starter at left tackle for one of the top junior college programs nationally...earned honorable mention NJCAA Football All-America honors this past season as a sophomore at NMMI...helped lead the Broncos to a 9-3 overall mark, a second place finish in the WSFL with a 6-2 record, a berth in the C.H.A.M.P.S. Heart of Texas Bowl and a No. 14 final national ranking in the NJCAA... named to the 2011 All-WSFL first team offense... anchored an offensive line that helped New Mexico Military Institute average 475 yards of total offense and produced a rushing attack that amassed 2,818 yards (234.8 yards per game) and a passing attack that totaled 2,882 yards (240.2 yards per game)... as a true freshman at NMMI, earned the Broncos "Hustle Award" and didn't allow a sack in his first season as a starter...rated a four-star JC prospect by Scout.com and a three-star prospect by Rivals.com...chose Florida State over Arkansas, Mississippi State and Oklahoma State.



7 • Mario Pender

- RB, 6-0, 190, FR
- Cape Coral, Fla./Island Coast

Explosive four-star running back who possesses the quickness, speed and burst to run both inside or outside and also has great power to run through tackles...selected as a U.S. Army All-American...rushed 130 times for 1,543 yards (11.9 yards per carry) and 17 touchdowns as a senior...named first team all-area by the *Fort Myers News-Press*...named to the Florida Athletic Coaches Association all-district 19 Football Team...earned Associated Press' Class 6A all-state third team honors as a senior...rated the No. 72 player on the ESPNU 150 as well as the No. 8 running back, No. 16 player in the state of Florida and No. 38 player regionally...No. 66 on the *Sporting News* Top 125 of 2012...rushed for 2,261 yards and 32 touchdowns, averaging 13.87 yards per carry as a junior...has posted times of a 10.61 in the 100 meters and 22.0 in the 200 meters in track...rated a four-star prospect by ESPN, Rivals and 247Sports and a five-star prospect by Scout.com...rated the No. 4 running back nationally, No. 7 prospect in the state of Florida and No. 41 overall prospect nationally by 247Sports.com...rated the No. 28 overall prospect and fifth-best running back by Scout.com... No. 4 running back nationally, No. 5 prospect in the state of Florida and No. 38 overall prospect nationally by Rivals.com...selected Florida State over Alabama, Maryland, Miami (Fla.), USF, Tennessee and West Virginia.

2012 SIGNEES



30 • Colin Blake

- DB, 6-3, 190, FR
- San Antonio, Texas/Brandeis HS

A four-star prospect according to Rivals who is proven at the 5A level of Texas football...received a three-star rating from ESPN, 247Sports and Scout...Rivals lists him as the 13th-best cornerback prospect in the 2012 class while 247Sports lists him as the 26th-best corner, ESPN the 30th-best and Scout has him at No. 33 in his position group...among prospects from one of the deepest talent pools in America Texas Rivals lists Blake as the 21st-best player in the state...ranked No. 60 in Texas by 247Sports and No. 90 in the Lone Star state by ESPN...ESPN lists Blake at No. 116 regionally...nationally Rivals lists the San Antonio prospect as the 155th-best in the nation...rated a Top Player by Tom Lemming of Max Preps who believes he could be an All-American at the collegiate level...recorded 68 tackles and one interception as a junior...coveted size for a cornerback and should transition well to the college game at that position according to ESPN...one scouting service felt Blake could develop into a player like NFL All-Pro Nnamdi Asomugha...runs a 4.5 40 with a vertical of 34"... originally from England and has only been playing cornerback since his junior year...one of five international-born players on the FSU roster...held more than 15 offers from BCS schools...was committed to Texas A&M before the turnover in the coaching staff...chose FSU over Oklahoma and TCU.



10 • Marvin Bracy

- ATH, 5-9, 172, FR
- Orlando, Fla./Boone HS

Four-star recruit according to Rivals, 247Sports and Scout...Under Armour All-American...All-America in football and track...named the fastest player at the Under Armour All-America Game by Rivals...ESPNU 150 member... listed as the 76th-best prospect in the nation by ESPN and the 12th-best wide receiver...247Sports lists Bracy as the 90th-rated overall prospect in the 2012 class...rated in the top 40 among the nation's best receivers by Rivals and Scout...2011 Super Southeast 120 by the *Mobile (Ala.) Register*...ranked a top 20 recruit in Florida by ESPN (17) and 247Sports (14)...ranked No. 4 on the *Orlando Sentinel* Super 60...finished his junior season with almost 1,500 all-purpose yards and 10 touchdowns...ESPN calls Bracy one of the most explosive and gifted natural talents in the 2012 class who is a home run threat at all times...they go on to say Bracy is a multi-purpose offensive weapon who is a nightmare to deal with in space...made ESPN SportsCenter's Top 10 plays coming in at No. 3 following his one-handed, 32-yard TD in the Under Armour All-America game...the fastest high school football player in the nation...ran the fastest indoor 55-meter dash in the world this year January, clocking in at 6.08...time was a national record for the 19-and-under division and the fastest ever by a high school student...ran the second-fastest 100-meters in Florida High School history at 10.05...the only Floridian to ever run the 100 faster was University of Florida track and football star Jeff Demps...no one in high school in Florida ever ran a 100 faster than Bracy as Demps and Houston McTear both posted their record-breaking times after graduation...ran for the USA in the 4x100 relay in July 2010 at the World Junior Championships...three-time Class 4A 100-meter champion...won two 200-meter state titles...will compete on the track for FSU's two-time national program of the year...named an All-USA high school track and field team selection by *USA Today*...two-time *Orlando Sentinel* track athlete of the year...he is trained by former Florida State sprinter Ricky Argro...chose FSU over offers from Alabama, Florida, Georgia, Notre Dame and Oklahoma... had a 3.2 GPA entering his senior year of high school.



21 • Chris Casher

- DE, 6-4, 251, FR
- Mobile, Ala./Davidson HS

Rated as the 23rd-best player in the 2012 class by ESPNU...Under Armour All-American...top 50 ranking nationally by Rivals (36) and 247Sports (49)... ESPNU 150 member...consensus top 10 prospect at defensive end... ESPN and Rivals has him as the nation's No. 3 DE, Scout has him at No. 7 and 247Sports at No. 8... five-star recruit from Scout...four-star prospect according to Rivals and 247Sports...ranked in the top five in Alabama by ESPN (2), Rivals (3) and 247Sports (5)...another key recruit for the Seminoles from Mobile...joins 2011 signee Jacob Coker as the second straight FSU recruit out of Mobile... played tight end and defensive end in high school but has told FSU coaches he would like to play on the defensive side of the ball at FSU...dominated at the Tallahassee NFTC vying for MVP honors... ran a 4.63 in the 40-yard dash, a 4.29 in the 20-yard shuttle and has a 29.9 vertical jump...compiled 50 tackles, 19 tackles for loss and 10 sacks as a junior at Faith Academy...also made 22 catches for 408 yards...transferred to Mobile Davidson High School to make sure he would graduate and play football at the next level...as a result he had to sit out his entire senior season... stayed very involved with Davidson's football team and became known as "Coach Casher" by the players due to the contributions he made to the team off the field...lifted weights at night and on the weekends to stay in shape...played his first football game in over a year at the 2012 Under Armour All-America Game...also played basketball...father was a Florida State fan when Casher was growing up... cousin of former Auburn All-SEC corner Larry Casher...chose Florida State as a junior over offers from Alabama, Auburn, Florida, Georgia, LSU, Oregon and Tennessee among others.



2012 NEWCOMER BIOS



13 • Ronald Darby

- DB, 5-11, 187, FR
- Oxon Hill, Md./Potomac

One of the fastest players in the nation and a five-star recruit according to 247Sports as the nation's top cornerback and 16th overall national prospect...also a four-star recruit according to both ESPN and Rivals...rated the No. 2 cornerback in the country according to Rivals and the second-best players in the state of Maryland by the same recruiting service...considered the No. 38-ranked prospect in the country according to ESPN...defender that can excel on both defense and special teams...participated in the 2012 Under Armour All-American Game...USA Today 2011 All-USA second team All-American...second team All-Met by the *Washington Post* as a junior and an honorable mention honoree as a senior...honorable mention all-state as an all-purpose player as a senior...part of a Wolverines' secondary that registered four shutouts and allowed just 82 points in 2011...SI.com 2011 High School first team All-American...played six positions as a high school senior, including kicker...as a junior, rushed for 1,329 yards and 23 touchdowns, while tallying three interceptions and eight pass breakups on defense...runs a 4.37-seconds 40-yard dash...an elite track performer who is expected to contribute to FSU's nationally-renowned sprint contingent immediately...his talent running the curves have drawn comparisons to two-time FSU NCAA 200 champion and Olympian Maurice Mitchell...led Potomac to the Maryland 3A state team title as a senior, winning the 100- and 200-meter dashes...was member of gold medal-winning USA medley relay at the 2011 World Youth Championships in France...has run a 6.28-seconds 55-meter dash and a 21.05 200-meter dash...chose Florida State over Notre Dame, Maryland, Clemson and Auburn.



15 • Mario Edwards, Jr.

- DE, 6-4, 295, FR
- Denton, Texas/Ryan HS

Near consensus top-rated prospect in America in 2012...USA Today defensive player of the year...ESPN 150 member...2012 Parade All-American...SI.com Second Team All-American...ESPNHS First Team All-American...247Sports Defensive Player of the Year for 2012 where he garnered a perfect 100 rating...one of just four players with a 100 rating from 247Sports...listed at No. 1 by ESPN, Scout and 247Sports...Rivals lists him at No. 3 nationally...five-stars from Rivals, Scout and 247Sports...unanimously ranked No. 1 at his position whether it be defensive end or defensive tackle...the top player coming out of the state of Texas...Scout said it is hard to find a player as big and explosive as Edwards...ESPN recruiting analyst Craig Haubert said Edwards can contribute almost immediately due to his ability to take advantage of blockers' weaknesses with a pass rush arsenal and a plan of attack when he rushes the quarterback...Haubert also said he is similar to Clemson's DeQuan Bowers at this stage of their careers...of his 72 tackles as a senior 32 were for a loss including 11 sacks...named the state of Texas Class 4A Defensive Player of the Year as a junior by the Associated Press...recorded 127 tackles, 50 tackles for loss and 18 sacks leading Denton Ryan to a state runner-up finish...recorded 69 tackles and three sacks as a freshman on top of catching 17 passes for 361 yards and three TDs...his high school coach raves about his work ethic as he and his father, former FSU star Mario Edwards, work out together at 6:00 a.m. each morning...says Edwards is the best he has coached in his 32-year career...Edwards will wear the same number (15) as his dad did at FSU...chose Florida State over Texas, Alabama, LSU, Oklahoma and Oklahoma State, among others.



16 • Ukeme Eligwe

- LB, 6-3, 228, FR
- Stone Mountain, Ga./Stone Mountain HS


A consensus top 10 prospect nationally at the linebacker position...U.S. Army All-American...SI.com Second Team All-American...ESPN 150 member...both Rivals and 247Sports have him listed as a top 100 prospect...listed at No. 47 nationally by Rivals and No. 96 by 247Sports...ESPN lists him as the 116th-best prospect this year...a consensus 4-star prospect...ESPN has him listed as No. 47 in the region...Rivals lists as the second-best prospect in Georgia this year...listed as the eighth-best prospect in Georgia by 247Sports and the 11th-best by ESPN...all four recruiting services have him listed in the top seven nationally at the linebacker position...Rivals considers him the second-best linebacker prospect in the nation...ESPN lists him No. 3 among linebackers, Scout No.6 and 247Sports No. 7...played in a 3-4 system in high school and is projected by most experts to play linebacker at the collegiate level...ESPN says he has the ability to play either inside or outside linebacker at the next level and that he has the strength to shed blockers and the fluidity to avoid contact when pursuing the football...according to the recruiting analyst Keith Niebuhr, the Stone Mountain, Ga., product is smart and athletic and he is able to generate a pass rush from the outside and up the middle...Niebuhr described the linebacker as an athletic freak who has the power to excel against the run and quickness and agility to shine in coverage...collected more than 25 scholarship offers and committed to FSU on his 17th birthday...chose FSU over Cal and Georgia...cited FSU's nationally ranked criminology program as one of the factors in his choice to play for the Seminoles.



81 • Eddie Goldman

- DT, 6-4, 324, FR
- Friendship Collegiate Academy/Washington, D.C.


Consensus five-star defensive tackle and a force in the interior of the line...has good size and the ability to fire off on the snap, get into the backfield and be disruptive...comes off the ball low, plays with leverage and shows the quickness to chase down a player in the backfield having been clocked around a 4.8 in the 40...Under Armour All-American...USA Today 2011 All-USA Second Team All-American...ESPNHS Second Team All-American...2012 Parade All-American and SI.com's 2011 High School First Team All-American...racked up 38 tackles, 23 tackles for loss, 15 sacks and five forced fumbles while helping Friendship Collegiate to a 9-1 record...earned first team All-Met by the *Washington Post* as a senior offensive lineman grading out at 90 percent but was always projected as a defensive player at the next level...No. 10 player on the ESPN 150 and No. 1 defensive tackle, No. 2 player in the region and No. 1 player in D.C. by ESPN...ranked the No. 7 prospect nationally by Rivals and No. 1 player in D.C. and No. 2 defensive tackle...No. 17 on Tom Lemming's MaxPreps Top 100...Scout ranks him as the No. 4 defensive tackle...No. 1 player in D.C., No. 3 defensive tackle and No. 14 on the Top 247 list by 247Sports...tallied 40 tackles, six sacks, one interception and one fumble recovery as a junior...selected FSU over Alabama and Auburn.



83 • Christo Kourtzidis

- TE, 6-4, 240, FR
- Orange, Calif./Lutheran HS

Four-star tight end prospect known for strong hands and the ability to catch the ball away from his body, fight for yards after the catch and break arm tackles...can play from an in-line position or flexed out wide as a receiver...excels as a blocker and will only get better at the next level...named Orange County all-region first team by ESPNLA.com...hauled in 38 receptions for 416 yards and four TD receptions as a senior in 2011...caught 29 passes for 429 yards as a junior...earned MaxPreps California Division I all-state first team honors...also picked up All-Orange County and All-Pac 5 Division honors...ranked No. 7 on the Top 50 senior football recruits by OCVarsity.com...rated a four-star prospect ranking as the No. 11 tight end by Scout.com, a four-star prospect as the No. 8 tight end by 247Sports, No. 25 player in the state of California and 219th player on the Top247 list...a four-star prospect as the No. 8 tight end, No. 25 player and 194th overall player by Rivals...earned a three-star rating by ESPN as the No. 26 tight end nationally, No. 61 prospect in the state of California and No. 91 regionally...two-way player at Lutheran HS playing tight end and defensive end...chose Florida State over Cal.



11 • Sean Maguire

- QB, 6-3, 200, FR
- Sparta, N.J./Seton Hall Prep

One of the top pro-style quarterbacks in the country and New Jersey's top-rated quarterback in the 2012 class...a four-star prospect by ESPN and three-star QB by Rivals, Scout and 247Sports...natural pocket passer who is suited for a multiple pro-style scheme...ran a wing-T offense in high school which didn't allow for many passing opportunities...made the most of the ones he got displaying good arm strength, touch, the ability to change ball speeds and ability to consistently throw a catchable ball with accuracy to all three levels...gained varsity exposure as a freshman and led Seton Hall Prep to a 19-3 record as a sophomore and junior...completed 70 of 141 passes for 1,161 yards and 14 TDs as a junior, making third team All-Essex County for *The Star-Ledger*...earned first team All Non-Public and first team All-Essex by *The Star-Ledger* after completing 74-of-154 passes for 1,183 yards, 12 TDs and 4 INTs as a senior...also named Super Essex Conference first team as a senior...finished his career at Seton Hall Prep completing 105-of-224 passes for 1,881 yards, 20 TDs and 6 INTs...named to the 2012 USA Football National Team (U19) for the 2012 International Bowl on Feb.1...ranked by ESPN as the No. 13 QB prospect nationally, No. 4 player in New Jersey and No. 18 player regionally...rated the No. 18 pro-style QB by 247Sports and No. 14 player in the state...No. 26 player in New Jersey by Rivals and No. 50 quarterback by Scout...selected Florida State over Alabama, Maryland and NC State.



2012 NEWCOMER BIOS



12 • Reggie Northrup

- LB, 6-2, 218, FR
- Jacksonville, Fla./First Coast HS

Four-star linebacker with exceptional athleticism who continues the pipeline from First Coast High School to FSU...analysts have been impressed with his ability to make plays all over the field consistently locating runners and tackling them to the ground... rated a four-star linebacker by Rivals, Scout, 247Sports and ESPN... Rivals has him as the No. 30 linebacker and No. 40 player in Florida...No. 35 outside linebacker and No. 37 player in state of Florida by 247Sports...ranks as the No. 28 linebacker, No. 42 overall player in Florida by ESPN...listed as the No. 112 prospect on the Mobile Register's Super Southeast 120... earned *Florida Times-Union* All-First Coast Defensive Player of the Year honors as a senior recording 165 tackles, including 39.5 behind the line in leading the Buccaneers to the Class 7A championship game and a 13-win season...named to the 2011 Times-Union Super 24...as a junior, finished with 110 tackles, eight sacks, two forced fumbles and one fumble recovery for a touchdown... selected FSU after once being a verbal commit to Miami.



94 • Justin Shanks

- DT, 6-3, 340, FR
- Prattville, Ala./Prattville HS

Run-stopping tackle who is rated a four-star defensive lineman by ESPN, Rivals, Scout and a three-star by 247Sports...explodes off the ball and displays great strength in engaging blockers and defending a gap well... ranked the No. 7 player in state of Alabama, No. 10 defensive tackle and No. 51 player regionally by ESPN while also being listed No. 114 in the ESPN150...totaled 54 tackles, including 10 for loss and 5.5 sacks as a senior...added 15 quarterback hurries and caught a touchdown pass as a tight end while helping Prattville to the Class 6A state championship...as a three-year starter, Prattville finished 33-8, advanced to the finals of the Class 6A playoffs twice, won the Class 6A Region Four title twice, going 16-2 in region play... earned a No. 22 final ranking in the *USA Today* High School Poll in 2011...No. 6 on the *The Birmingham News* 2012 Super Seniors List...selected Prattville High School's first U.S. Army All-American and took part in the bowl playing for the West team...No. 18 on the *Mobile Register's* Elite 18 List of Prospects...named to the Elmore-Autauga Super Football Team by the *Montgomery Advertiser* and *Prattville Progress*...named Class 5A-6A All-Metro by the *Advertiser*...earned ASWA Class 6A All-State honors as a senior...recorded 65 tackles and 12 sacks as a junior... listed as the No. 10 defensive tackle, No. 5 player in the state and No. 135 on the Rivals Top 250...10th-rated defensive tackle by Scout and No. 18 player in the state and No. 39 defensive tackle by 247Sports...chose FSU State over Auburn and Tennessee.



71 • Menelik Watson

- OL, 6-7, 320, JR
- Manchester, England/Saddleback College (Calif.)

One of the nation's top junior college offensive tackles, who hails from Manchester, England...big, physical player who is considered to have some of the best feet in the nation for an offensive lineman and the quickness (clocked in the 4.7 range in the 40-yard dash) to be effective against the big, fast defensive ends at the college level...has an explosive first step, a constantly square body and serious downfield speed which projects him to be a solid blocker in both the passing and rushing game...rated a four-star prospect by 247Sports and a three-star offensive lineman by Rivals and Scout...helped Saddleback College (Mission Viejo, Calif.) to an 8-3 record, No. 5 ranking and berth in the Golden State Bowl... named second team Southern California Football Association All-Conference helping a Saddleback offense that led the SCFA in total offense (470.4 yards per game), ranked second in scoring offense (40.5 ppg), passing offense (338.6 yards per game), 24th in rushing offense (131.7)...trained as a basketball player his entire life in England until he played for the CDA Academy in Spain...wasn't introduced to football until arriving in America...actually signed a Division I basketball scholarship with Marist College in Poughkeepsie, N.Y. and after a redshirt freshman season (2009-10), emerged as a team captain playing forward and center for the Red Foxes...averaged 4.7 points and 3.3 rebounds in 29 games with 13 starts in his only season (2010-11) at Marist...ranks as the No. 5 junior college player by 247Sports, No. 9 junior college offensive tackle and No. 19 on the top-50 junior college players by Rivals...graduated from Burnage High School, in Manchester, England in 2006...selected Florida State over Auburn, Cal, Oklahoma, Oregon and Rutgers.



26 • P.J. Williams

- DB, 6-2, 192, FR
- Ocala, Fla./Vanguard HS

Versatile four-star defensive back that can play either corner or safety... played safety for Ocala's Vanguard High School and showed good ball skills and instincts on his way to being named Vanguard's first ever Under Armour All-American...also played wide receiver...recorded 52 tackles as a senior and earned Associated Press' Class 6A all-state first team honors as a defensive utility player...played in the Under Armour All-America game and made three tackles and had one pass break-up for Team Blur...named first team All-County by *The Ocala Star-Banner*...named to the Super 75 by the *Florida Times-Union*... No. 52 on the *Orlando Sentinel's* 2012 Florida Top 100...rated a four-star recruit by ESPN, Rivals, Scout.com and 247Sports.com...No. 6 safety, No. 23 player in Florida and No. 59 regionally by ESPN and the No. 133 player on the ESPN150...ranked No. 9 safety, No. 23 player in Florida and No. 118 nationally by Rivals...No. 46 on the *Mobile Register's* Super Southeast 120...listed as the No. 10 safety and No. 16 player in the Scout.com Florida Top 100...No. 11 safety, No. 25 player in Florida and No. 168 on the Top 247 by 247Sports...has been clocked with sub 4.4 time in the 40-yard dash...named to the Super 75 by the *Florida Times-Union*...earned all-county honors as a junior after logging 83 tackles and an interception as the Knights' starting safety...posted a county-best 33.8-yards-per-return average on kickoffs, including a school-record four touchdowns as a sophomore at Vanguard...chose Florida State over Alabama and Miami (Fla.).



5 • Jameis Winston

- QB, 6-4, 201, FR
- Hueytown, Ala./Hueytown HS

Nation's top quarterback prospect in the class of 2012, who was also considered a top baseball prospect in the 2012 Major League Baseball Amateur draft...*USA Today* 2011 All-USA first team All-American...2012 Parade All-American...SI.com second team All-American, ESPNHS first team All-American and Under Armour All-American...selected the 2011 Alabama Gatorade State Player of the Year...rated a five-star quarterback by Scout and a four-star QB by Rivals, ESPN and 247Sports...named to the 2012 USA Football National Team (U19) for the 2012 International Bowl on Feb. 1...dual-threat quarterback who played in the shotgun spread where he excelled as a passer in the pocket and on the move...also a dangerous runner...can make all the throws and does a good job of keeping his eyes downfield when plays break down...named the Alabama Sports Writers Association's Class 5A Back of the Year as a senior after completing 69 percent of his passes for 2,424 yards and 28 touchdowns and rushing for 1,065 yards (7.4 yards per rush) and another 15 touchdowns... guided Hueytown to a 13-1 mark and the Class 5A state semifinals...named the 2011 *Birmingham News* Metro Player of the Year...the four-year starter totaled 6,871 career passing yards with 67 touchdowns, completing 60 percent of his 790 passes and threw only 25 interceptions... averaged 6.5 yards per rushing attempt for 2,912 yards and 35 touchdowns on the ground which adds up to 9,853 career yards and a part in 103 touchdowns...No. 1 on the *Mobile Register's* Super Southeast 120 and Elite 18 list of the top Alabama prospects...named a co-MVP of the Elite 11 national quarterback challenge last summer in Malibu...turned in an MVP performance in the Under Armour All-American game completing 8-of-9 passes for 178 yards and two touchdowns...named to the ASWA Super 12 and Class 5A all-state teams as a junior and senior...No. 14 on the ESPN150 and No. 1 QB nationally, No. 5 player regionally and No. 1 player in Alabama by ESPN...named to the 2012 247Sports All-American team as the No. 1 dual-threat QB, No. 3 player in the state and No. 26 in the Top247 List...on the baseball diamond, shines as a switch-hitting centerfielder and right-handed pitcher who possesses a fastball in the 90's and was clocked at a 6.59 in the 60... rated by Perfect Game as the nation's No. 22 prep baseball player for the Class of 2012 and was named a Louisville Slugger Preseason All-American...named *Birmingham News* Metro West Player of the Year as a sophomore in baseball...hit .424 with seven homers and 36 RBIs during the Golden Gophers' Class 6A state semifinal run and finished 8-3 with two saves, a 1.92 earned run average, 92 strikeouts and six complete games as a sophomore...2011 ASWA all-state and Birmingham News All-Metro selection in baseball as a junior hit .370 and was 7-2 on the mound while playing shortstop, outfield and pitching...selected in the 15th round with the 486th overall pick by the Texas Rangers in the 2012 MLB first-year player draft...selected Florida State over Stanford, Alabama, LSU and Ohio State.




2012 WALK-ONS



38
JONATHAN
AKANBI
DB, 6-1, 197, R-SO
Orlando, Fla.
Edgewater



58
RYAN
ALICEA
LB, 6-1, 210, FR
Wellington, Fla.
Wellington



27
CHRIS
BROWN
RB, 6-0, 210, R-FR
Tampa, Fla.
Cambridge Christian



98
SHAYNE
BROXSIE
DE, 6-2, 275, SR
Monticello, Fla.
Jefferson County



36
KORY
BURNETT
DB, 6-0, 205, R-JR
Jacksonville, Fla.
Bartram Trail



45
WILL
BURNHAM
RB, 6-0, 185, FR
Lithia, Fla.
Newsome




49
DONALD
CHENAULT
LB, 6-2, 200, SO
Coral Springs, Fla.
St. Thomas Aquinas




53
PETER
CIAPPETTA
LB, 6-2, 205, FR
Ft. Lauderdale, Fla.
Cardinal Gibbons HS



35
PARKER
CONLEY
P, 6-5, 210, SO
Norcross, Ga.
Norcross



47
CORY
COX
LB, 6-1, 221, SR
Blountstown, Fla.
Blountstown/North
Alabama



30
RYAN
DiMARCO
FB, 5-10, 223, JR
Port St. Lucie, Fla.
John Carroll



54
DORIAN
EARLEY
LB, 6-2, 215, JR
Saint Petersburg, Fla.
Saint Petersburg



40
KENDALL
FULLINGTON
DB, 5-11, 170, SO
Weston, Fla.
Cypress Bay



13
RASHAD
GHOLSTON
WR, 5-10, 167, JR
Miami Gardens, Fla.
Miramar



23
ETHAN
GILBERT
QB, 5-11, 188, JR
Palmetto, Fla.
Palmetto HS
University of Miami



46
JOE
HARMON
LB, 6-2, 210, JR
Pensacola, Fla.
Tate



41
OWEN
HARRIS
DB, 6-0, 170, JR
Miramar, Fla.
Miramar HS
Tallahassee CC



69
ADAM
HOLUP
DT, 5-11, 280, SO
Cape Coral, Fla.
Ida S. Baker



68
CODY
JAY
OL, 6-2, 275, SO
Ft. Walton Beach, Fla.
Choctawhatchee HS
USF



16
DORSEY
MOORE
QB, 6-4, 205, FR
Rockledge, Fla.
Martins Ferry HS (Ohio)



48
MAXX
MOORE
K, 5-10, 166, R-FR
Fort Myers, Fla.
Bishop Verot



43
FRANK
NICHOLAS
LS, 5-10, 188, JR
Tampa, Fla.
Plant



33
XAVIER
PRYCE
DB, 5-10, 189, R-JR,
Miami, Fla.
Parkway Academy



22
RIDGE
READ
QB, 5-11, 190, R-JR,
Panama City, Fla.
Liberty County




86
ZAC
RITTBERG
WR, 6-2, 209, R-SO
Naples, Fla.
Gulf Coast




45
NATHAN
SLATER
DE, 6-2, 225, FR
Terry, Miss.
Saint Andrew's
Episcopal



76
TREY
SUMNER
DE, 6-2, 215, SR
Jacksonville, Fla.
Bartram Trail



32
SEAN
TIDMUS
LB, 6-0, 230, SO
Winter Garden, Fla.
Ocoee



87
DAVID
TYRRELL
WR, 6-3, 194, SO
Cape Coral, Fla.
Mariner



36
JERMAINE
WASHINGTON
WR, 5-8, 192, R-FR
Jacksonville, Fla.
Wolfsen



44
DEREK
WILLIAMS
P, 6-1, 192, SO
Peachtree City, Ga.
Stars Mill



14
DREW
ZLOCH
K, 5-8, 175, R-SO
Ft. Lauderdale, Fla.
Cardinal Gibbons HS
Case Western Reserve
University



COACHES & SUPPORT STAFF



FSU Coaching Staff BY THE NUMBERS

197

Combined years of collegiate coaching experience

107

Total bowl appearances by staff

25

Combined number of children

19

Wins the last two seasons

14

Years of NFL playing experience

7

Players selected in the last two NFL Drafts

5

Combined BCS National Championships

2

Number of Top Two ESPN recruiting classes

2-0

Bowl record of current staff together at FSU





JIMBO FISHER

HEAD COACH



Jimbo Fisher carried the momentum of his first season through his second year at the helm of the Florida State football program in 2011 and heads into his third season in 2012 with a program back in the national spotlight.

After 22 seasons as a college assistant, including three as FSU's offensive coordinator, Fisher succeeded Bobby Bowden – the second winningest coach in major college football. The Seminoles' first new coach in 35 years, and just the ninth in program history, hit the ground running in 2010 and has not looked back.

With a 19-8 career record already at FSU, Fisher has produced the best two-year start in Seminole history. Considered to have one of the best offensive minds in the college ranks, Fisher's early success has come on the heels of his team's defenses and special teams. His last two recruiting classes have stockpiled defensive talent. Florida State's defense tied for the nation's lead in sacks (48) his first season before having a breakout season in 2011.

FSU's run defense allowed opposing backs to average just 2.35 yards per carry, which led all 120 FBS programs. The Seminoles ranked fourth nationally in total defense (275.0), second in rushing defense (82.7), fourth in scoring defense (15.1), eighth in tackles for loss (8.62) and tied for eighth in sacks (3.08 per game) in 2011. The Seminoles led the ACC in eight different defensive categories. Linebacker Nigel Bradham became the first Seminole in 20 years - since All-American Marvin Jones – to lead the team in tackles for three consecutive years. Bradham was FSU's highest NFL draft selection in 2012 going in the fourth round to the Buffalo Bills and was joined by fellow draftees Zebrie Sanders (5th round, Buffalo Bills), Mike Harris (6th round, Jacksonville Jaguars) and Andrew Datko (7th round, Green Bay Packers). Fisher

also had arguably the best kicking tandem in the nation in punter Shawn Powell, who left FSU as a consensus All-America punter, and kicker Dustin Hopkins, a 2011 finalist for the Lou Groza Award who is on pace to become the Seminoles all-time leading scorer in 2012.

But Fisher's knowledge of offenses is still where FSU will thrive. On the heels of adding his 11th quarterback prodigy to the National Football League in 2011 first round pick Christian Ponder, quarterback EJ Manuel is the most accurate passer (66.1 career completion percentage) in FSU history heading into his final season in 2012 as well as ranking 10th all-time in career completions, 11th all-time in career passing yards and 18th all-time in touchdown passes. Receiver Rashad Greene burst onto the scene in limited game action in 2011 and put together one of the best seasons ever by an FSU freshman. Greene posted the second-most receptions (38), receiving touchdowns (7) and third-most receiving yards (596) by an FSU freshman and ranked among the top five freshmen nationally in receiving touchdowns. That coupled with running

181-86-2
Career record as an assistant coach in 23 years

837
Points scored by the FSU offense in his two years as head coach

34
Number of FSU football players receiving degrees in Fisher's two years as head coach

19-8
Overall record as head coach at FSU

11-3
Home record as a head coach

11
Number of QBs coached who have gone on to play in NFL

6-2
Record in ACC home games as head coach

4-1
Record in bowl games as an assistant and head coach at FSU

4-0
Record vs. Florida schools

2-0
Record in bowl games as FSU head coach

2
Top 5 recruiting classes (No. 1 ESPN.com, 2011) (No. 2 ESPN.com, 2012)

2
Final Top 25 rankings for FSU in two years as head coach

1
ACC Atlantic Division title 2010-first year as head coach

1
BCS National Championship as an assistant coach



Head Coach Jimbo Fisher A CLOSER LOOK

- Became just the third coach in school history to record multiple shutouts in the first two years of his tenure at Florida State. The Seminoles earned shutouts against Wake Forest (Sept. 25, 2010), ULM (Sept. 3, 2011) and NC State (Oct. 29, 2011) in the first 22 games of his career. Only Bill Peterson (1960 and 1961, four shutouts) and Don Veller (1948 and 1949, five shutouts) join Fisher as coaches with multiple shutouts in the first two years of their Florida State careers.
- With FSU's 34-0 victory over ULM in 2011 season opener, Fisher became the second-winningest head coach after 15 games in FSU history with an 11-4 record.
- The Seminoles swept Miami and Florida in back-to-back seasons for the first time since 1998 and 1999.
- Named the 2010 Football Writer's Association of America's Freshman All-America Team Coach.
- Won the most games (10) by a first-year coach in Florida State history and tied for second most by a rookie coach in ACC history.
- Put together back-to-back top five recruiting classes with the 2011 class ranking either first or second nationally by ESPN.com, Scout.com and Rivals.com and the 2012 class ranking No. 2 by ESPN.com.



back Devonta Freeman's freshman campaign in 2011 which saw him run for the most yards (579) by a freshman since Travis Minor in 1997 shows that Fisher's offenses are continuing to be a force to reckon with in college football.

"We worked together for five years. He did a fabulous job for us at LSU as the offensive coordinator. I think he's got all the right stuff to be a great head coach. I know he's turned down other opportunities to stay at Florida State and we're happy he's getting the opportunity as a head coach."

**- NICK SABAN
ALABAMA HEAD COACH**

leading 30th consecutive bowl appearance. It was a fitting finish to a season that saw the Seminoles successfully defend their state title, sweeping both Miami and Florida for a second consecutive season - something that had not been done since the 1998 and 1999 seasons.

- Led FSU to its 30th consecutive bowl appearance - the longest active streak in the nation and second all-time to Nebraska's 35 and extended the Seminoles streak of winning four consecutive bowl games which also is the longest active streak in the nation.
- Led FSU to first ACC Atlantic Division title since 2005 and first season sweep of Miami and Florida since 1999 in 2010. In posting the first season sweep of in-state rivals Florida and Miami, he joined former Florida coaches Ray Graves (1960) and Galen Hall (1985) as the only men in the state to pull off the feat as a first-year coach. The 52-point combined margin of victory over the rival Hurricanes and Gators was the widest margin in a season sweep by the Seminoles.
- Guided FSU to its best home record (6-1) in 2010 since posting 6-0 marks at Doak Campbell Stadium in 1999 and 2000.
- By winning six of his first seven games in his first year, joined former FSU coaches Don Veller ('48) and Larry Jones ('71) to notch that feat as a first-year coach with the 'Noles.
- Responsible for developing FSU QB Christian Ponder who, as a second-year starter, led the ACC in total offense and passing yards per game in 2009. Ponder capped off his senior season in 2010 by becoming the 12th overall pick of the Minnesota Vikings in the 2011 NFL Draft.
- As FSU's offensive coordinator from 2007-09, the Seminoles improved each season to rank among the ACC leaders in total offense.
- Offensive coordinator for the 2003 National Champion LSU Tigers.
- Coached three players selected in the first round of the 2007 NFL draft including No. 1 overall pick JaMarcus Russell.

The Seminoles displayed tremendous resolve throughout the 2011 campaign, winning seven of their final eight games after getting off to an injury-riddled, 2-3 start.

Florida State's success under Fisher has not been unexpected. Fisher set the standard for expectations in his first season, delivering the Seminoles back to a place of national prominence with a 10-4 record in 2010. FSU capped the season with a 26-17 win over No. 19 South Carolina in the Chick-fil-A Bowl and finished at No. 16 in the USA Today Coaches Poll. In addition to his season sweep of in-state rivals Miami and Florida, the Seminoles won the ACC Atlantic Division title en route to their first 10-win season since 2003.

Fisher won the most games (10) by a first-year coach in Florida State history and is tied for the second-most by a rookie coach in ACC history. He was named the 2010 Football Writers Association of America's Freshman All-America Team Coach.

Three of his players in 2010 earned All-America honors: offensive guard Rodney Hudson (consensus All-America selection), defensive end Brandon Jenkins and cornerback Xavier Rhodes. Rhodes was named the ACC Rookie of the Year and National Defensive Freshman of the Year. Fisher capped off the 2010 season with three seniors selected in the 2011 NFL Draft led by quarterback Christian Ponder - the No. 12 overall pick in the draft by the Minnesota Vikings. Ponder became the highest offensive player to go for the 'Noles since offensive lineman Alex Barron in 2005. Before Ponder, Gary Huff was the highest drafted FSU QB as the 33rd overall pick in the second round of the 1973 draft.



Fisher's Coaching Ledger

Year	School	Position	W-L-T	Postseason
1988	Samford	SA/QB	5-6	
1989	Samford	SA/QB	4-7	
1990	Samford	GA/QB	6-4-1	
1991	Samford	OC/QB	12-2	NCAA I-AA
1992	Samford	OC/QB	9-3	NCAA I-AA
1993	Auburn	QB	11-0	
1994	Auburn	QB	9-1-1	
1995	Auburn	QB	8-4	Outback
1996	Auburn	QB	8-4	Independence
1997	Auburn	QB	10-3	Peach
1998	Auburn	QB	3-8	
1999	Cincinnati	OC/QB	3-8	
2000	LSU	OC/QB	8-4	Peach
2001	LSU	OC/QB	10-3	Sugar
2002	LSU	OC/QB	8-5	Cotton
2003	LSU	OC/QB	13-1	Sugar
2004	LSU	OC/QB	9-3	Capital One
2005	LSU	OC/QB	11-2	Peach
2006	LSU	OC/QB	11-2	Sugar
2007	Florida State	OC/QB	7-6	Music City
2008	Florida State	OC/QB	9-4	Champs Sports
2009	Florida State	OC/QB	7-6	Gator
2010	Florida State	HC	10-4	Chick-fil-A
2011	Florida State	HC	9-4	Champs Sports
Total	23 yrs	Asst	181-86-2	
	2 yrs	HC	19-8	

Bold - BCS National Championship

THE FISHER FILE

Position:	Head Coach
Coaching Experience:	25th season, 6th at Florida State (3rd as Head Coach)
Hometown:	Clarksburg, WV.
Alma Mater:	Salem (W.Va.) '89
Birthdate:	October 9, 1965
Family:	wife Candi Fisher; sons Trey (11) and Ethan (7)

Fisher carried the success of his first season onto the recruiting trail as he put together a 2011 recruiting class ranked either first or second nationally by ESPN.com, Scout.com and Rivals.com. He did it again in 2012 with a recruiting class ranked second nationally by ESPN.com. While maintaining the core values that Bowden instilled over the course of his 34 seasons in Tallahassee, Fisher has a simple explanation for the sweeping changes he has brought to the program: You don't run a business the same way today as you did 5-10 years ago.

He has carefully crafted his vision by borrowing from two men - Nick Saban and Bowden - he worked under. Their influence, though very different, can be seen sprinkled throughout Fisher's own blueprint for success. Fisher has not wasted any time putting his stamp on the Seminoles. From assembling a staff of energetic, ambitious assistants, to dramatically overhauling the program's infrastructure, he has left no stone unturned. His attention to every aspect of the program - from strength & conditioning, nutrition, mental training, academic support, talent evaluation and recruiting, player development and peer mentoring among teammates - is centered on establishing an unshakeable foundation that emphasizes the whole development of each player.



JIMBO FISHER

HEAD COACH



The Fisher Family

Yet the greatest influences in Fisher's life have been his parents, John James and Gloria Fisher. His late father, a coal miner and farmer who demanded accountability from sons Jimbo and Bryan, helped them understand the value of hard work from an early age. Those lessons extended beyond the family farm and home and onto the fields and courts as a promising young football, basketball and baseball player.

By the time Fisher reached junior high school and became the starting quarterback, he was calling plays in the huddle. Win or lose, the car rides home with his father always included a critique of what transpired on the field.

Fisher learned about tough-love from his father, but his future was also shaped by his mother, Gloria, who retired in 2011 from the West Virginia public schools system after teaching high school chemistry for 51 years. It was Gloria who made sure that her son escaped from a life in the coal mines and followed his dream after an all-state career at Liberty High School.

He has done both and with a high degree of success. After a one-semester stop at Clemson, where he was going to play baseball, Fisher returned home to Salem College in West Virginia. He starred for three seasons at quarterback, establishing a school and conference record for career passing yardage. A two-time conference player of the year and an All-American in his final season at Salem, Fisher transferred to Samford College in Birmingham, Alabama for his final season of eligibility. He enjoyed a record-setting season in 1987 with the Bulldogs, earning NCAA Division III National Player of the Year honors, which he parlayed into a season with the Chicago Bruisers of the Arena Football League.

In 1993, Fisher joined the staff at Auburn and over the next 14 seasons, including stops at Cincinnati and LSU, he built a reputation as a keen play-caller whose development of quarterbacks was second-to-none in major college football. His list of standout pupils included record-setters Stan White, Patrick Nix and Dameyune Craig, who is the lone 3,000-yard passer in Auburn history. After guiding Cincinnati to one of its most prolific seasons in a one-year stint, he joined Saban's staff at LSU. Over the course of a seven-year run with the Tigers, quarterbacks Josh Booty, Rohan Davey, Craig Nall, Matt Mauck, JaMarcus Russell and Matt Flynn were selected in the NFL Draft. Russell, who was the first player selected in the 2007 NFL Draft, and Davey remain the only 3,000-yard passers in LSU history.

LSU made seven consecutive bowl appearances, won two SEC titles, posted a 70-20 record and won the 2003 BCS National Championship with Fisher as its offensive coordinator. He was a finalist for the 2001 Frank Broyles Award, presented to the nation's top assistant coach.

Fisher accepted Bobby Bowden's invitation to join the Florida State staff as offensive coordinator and quarterbacks coach in January 2007 and by the end of his first year, was tabbed as Bowden's successor upon retirement. The quick ascent followed a similar arc to the Seminoles' offense, which improved statistically in each of his first four seasons.

Along the way he has significantly impacted FSU's recruiting, been instrumental in the development of quarterbacks Ponder and Manuel and set the table for the inevitable transition to the seat occupied by Bowden since 1976. The time as a coach-in-waiting allowed him the opportunity to closely evaluate the players and program as a whole; what changes needed to be made and how to work the proper channels to get that accomplished.

Fisher has assembled one of the top staffs in the country. Collectively the average age of his staff is just under 40 and yet brings nearly 80 years of experience to the table. They have coached in four of the six BCS conferences – SEC, Pac-12, Big Ten and Big East – as well as Conference USA, WAC and Notre Dame. Fisher had crossed paths with many of them throughout his career. Fisher and all of his assistant coaches are married with children, so having family involved with the football program is a priority to the second-year head coach.

Candi Fisher and their sons, Trey and Ethan, are regular visitors in the football office and on the practice field. So, too are the spouses and children of other members of the FSU coaching staff.

In the same sense, Fisher treats his players very much like his own family, challenging, praising, even admonishing, when necessary. It is all in an attempt to help each and every one reach their full potential as student-athletes and responsible young adults, thus strengthening the team one player at a time.

He firmly believes that it takes a keen ability to focus on the task at hand to fulfill, not only their individual potential, but the collective result as teammates.

Fisher wants relentless competitors to define his Florida State program; players who are immune to adversity.

As a hands-on head coach who will continue to work with the quarterbacks and call plays, Fisher will remain a vocal presence on the field, while balancing a myriad of off-the-field responsibilities as he continues to shape the Florida State program in his own image.

Fisher will do that with a sense of responsibility and appreciation for Florida State's rich past and the men – Bowden and the players who have come before those he coaches today – who have built the program. Not surprisingly, he has welcomed those players back with open arms in an effort to bridge the past with the present and future.

It's that rich tradition that drew Fisher to Florida State and his time under Bowden. Now it is time to build on it.



Kidz 1st

- Jimbo Fisher and his wife, Candi, announced on Aug. 5, 2011 the creation of a new national fund to fuel the quest for a cure for Fanconi anemia, a very rare life-threatening disorder that afflicts their 7-year-old son, Ethan, and many others.
- Money raised through a campaign called "I Fight Fanconi" will support research into Fanconi anemia at the University of Minnesota, one of the leading universities pioneering better ways to treat the disorder, in advance of finding a cure. The campaign will raise research dollars for the Kidz 1st Fund, established by the Fishers, through the sale of t-shirts, wristbands and other products and through online donations. Less than seven months after creating the fund, Coach Fisher and his wife Candi along with their sons, presented the University of Minnesota's Amplatz Children's Hospital with a check for \$500,000 for Fanconi anemia research during the first half of a University of Minnesota men's basketball game on Mar. 3, 2012. The \$500,000 doubled the University's current research budget for Fanconi anemia.
- This type of hereditary anemia, primarily a blood disease, can affect all systems in the body and leads to bone marrow failure. For decades, the disorder was thought to be untreatable, but promising advances in medical research have improved the prognosis. To extend their lives, most children suffering from Fanconi anemia will require a stem cell transplant, either bone marrow or cord blood, yet many wait years to find a donor who is a perfect match – or never find one.
- Kidz1stFund's ultimate goal is not a dollar figure. It is a cure, so that Ethan and other kids with Fanconi anemia may lead full, happy lives. Together we can fight FA for the thousands affected by this disease. Through your gift to Kidz1stFund, we can all say "I FIGHT FANCONI."
- The Fishers also are making a widespread appeal for people to join the National Marrow Donor Registry to determine if they are a match for any of the thousands of people whose lives depend on a bone marrow transplant. For more information visit: www.Kidz1stFund.com.





ASSISTANT COACHES



James Coley Offensive Coordinator/Tight Ends

Experience: 16th Season/5th at Florida State
Hometown: Miami, Fla.
Alma Mater: Florida State, 1997
Birthdate: April 14, 1973
Family: wife, Kenia Coley;
 daughter, Madison (4); son, Brady (1)

Coaching Ledger

Year	School	Position	W-L	Postseason
1997	Miami Senior	QB		
1998	Miami Senior	QB		
1999	Miami Senior	QB		
2000	Miami Norland	AHC/OC/QB		
2001	Miami Norland	AHC/OC/QB		
2002	Miami Norland	AHC/OC/QB		State Champions
2003	LSU	GA	13-1	Sugar
2004	LSU	GA	9-3	Capital One
2005	Miami Dolphins	OA	9-7	
2006	Miami Dolphins	OQC	6-10	
2007	Florida International	OC/QB	1-11	
2008	Florida State	TE/RC	9-4	Champs Sports
2009	Florida State	TE/RC	7-6	Gator
2010	Florida State	OC/TE	10-4	Chick-fil-A
2011	Florida State	OC/TE	9-4	Champs Sports

• James Coley is in his fifth season at Florida State – third as the offensive coordinator and fifth as tight ends coach.

• Entering now his eighth season at the collegiate level, Coley is heavily involved in game-planning and provides invaluable game-day assistance down to the sideline from the press box. Florida State ranked third in both scoring offense (30.6 points per game) and passing offense (257.0 yards per game) in the Atlantic Coast Conference in 2011.

• In 2010, FSU was the fourth-best scoring offense in the ACC averaging 31.4 points per games and ranked fourth in rushing offense with 171.4 yards per game. FSU ran for more than 200 yards five times as a team including a 298-yard performance against in-state rival Miami which capped off a string of four consecutive 200-yard rushing games - BYU (278), Wake Forest (201), Virginia (256) and Miami (298). FSU ran for 218 yards in the Chick-fil-A Bowl win over SEC East Champion South Carolina. FSU also led the league in third down conversions (47.6 percent).

• Coley's work on the field has been instrumental in bringing the tight end position back to a place of prominence for the Seminoles. In 2011, freshman Nick O'Leary, the nation's top tight end coming out high school, finished as FSU's eighth-leading receiver and was one of nine players to average more than 10 yards per catch. Florida State's tight ends combined for more than 200 yards receiving in 2010. In 2009, tight ends Caz Pirowski and Beau Reliford combined for 24 receptions, 283 yards and four TDs. The four TDs were the most for the 'Noles from the tight end position since 1994.

• As the recruiting coordinator at Florida State in 2008 and 2009, Coley was instrumental in the Seminoles landing back-to-back Top 10 signing classes, which have helped re-stock FSU's talent pool. He was named the top recruiter in the ACC in 2010 by ESPN.com.

• Prior to arriving at FSU, Coley spent one season as the offensive coordinator and quarterbacks coach at FIU. The Miami native completely overhauled the Golden Panthers offense and established new standards for rushing yardage, as the unit doubled its production over the second half of the season.

• In two seasons as an offensive assistant with Saban's Miami Dolphins, Coley had an opportunity to work with running backs Ricky Williams and Ronnie Brown ('05) when they boasted the NFL's seventh-rated rushing attack. In 2006 he worked with the receivers, including All-Pro Chris Chambers and Wes Welker, and was responsible for breaking down opposing defenses and self-scouting as the quality control coach.

• Coley's first foray into the college game came as a graduate assistant at LSU on offensive coordinator Jimbo Fisher's staff in 2003 and 2004. The Tigers won the 2003 SEC Title and National Championship and played in the 2004 Capital One Bowl.

• Coley initially crossed paths with Fisher while coaching high school football in Miami from 1997-2002. His first job was as the quarterbacks coach at Miami Senior, where he spent three seasons and worked with current NFL standouts Andre Johnson and Roscoe Parrish.



• He moved to Norland in 2000 as assistant head coach/offensive coordinator and coached several players who had outstanding collegiate careers, including Dwayne Bowe (LSU), Kareem Brown (Miami), Alexander Bostic III (FIU) and Antwan Barnes (FIU) during a three-year run which culminated with the school winning the 6A state title in 2002.

• After graduating from Florida State in '97, Coley received his master's degree in kinesiology from LSU in 2004.



The Coley Family



ASSISTANT COACHES



Mark Stoops Defensive Coordinator/Secondary

Experience: 23rd Season/3rd at Florida State
Hometown: Youngstown, Ohio
Alma Mater: Iowa, '89
Birthdate: July 9, 1967
Family: wife, Chantel Stoops;
 sons Will (5) and Zack (2)

Coaching Ledger

Year	School	Position	W-L	Postseason
1990	Iowa	GA	8-4	Rose
1991	Iowa	GA	10-1-1	Holiday
1992	Nordonia Hills	AD		
1993	Nordonia Hills	AD		
1994	Nordonia Hills	AD		
1995	Nordonia Hills	AD		
1996	USF	DB		
1997	Wyoming	DB	8-5	
1998	Wyoming	DB	8-3	
1999	Wyoming	DB	7-4	
2000	Houston	CODC/DB	3-8	
2001	Miami (Fla.)	DB	12-0	Rose
2002	Miami (Fla.)	DB	12-1	Fiesta
2003	Miami (Fla.)	DB	11-2	Orange
2004	Arizona	DC/DB	3-8	
2005	Arizona	DC/DB	3-8	
2006	Arizona	DC/DB	6-6	
2007	Arizona	DC/DB	5-7	
2008	Arizona	DC/DB	8-5	Las Vegas
2009	Arizona	DC/DB	8-5	Holiday
2010	Florida State	DC/DB	10-4	Chick-fil-A
2011	Florida State	DC/DB	9-4	Champs Sports

• Mark Stoops is in his 23rd season of coaching and his third year as Florida State's defensive coordinator and secondary coach. Hired by Jimbo Fisher in January of 2010 to replace the venerable Mickey Andrews, Stoops came to FSU from Arizona, where he spent six seasons serving the Wildcats in the same capacity under his brother head coach Mike Stoops. He is also the brother of Oklahoma head coach Bob Stoops.

• Stoops transformed Florida State's defense into one of the nation's best in 2011. FSU allowed its opponents to run for an average of just 2.35 yards per carry, which led the nation. The Seminoles ranked fourth nationally in total defense (275.0), second in rushing defense (82.7), fourth in scoring defense (15.1), eighth in tackles for loss (8.62) and tied for eighth in sacks (3.08 per game). His secondary ranked 20th in pass defense and 25th in pass efficiency defense. The Seminoles led the ACC in eight different defensive categories. Linebacker Nigel Bradham capped off his career leading the Seminoles in tackles for the third straight year - becoming the first Seminole since Marvin Jones to accomplish that feat. He orchestrated a defense that featured one of the deepest defensive line rotations highlighted by defensive ends Brandon Jenkins, Bjoern Werner and Cornelius Carradine who combined for 20.5 sacks, 31 tackles for loss, 14 quarterback hurries and nine pass breakups. The middle of the line featured stout tackles Everett Dawkins, Anthony McCloud and Freshman All-American Timmy Jernigan who combined for 14 tackles for loss, 6.5 sacks and a remarkable 80 tackles. With nine starters returning in 2012, the Seminole defense again figures to be among the nation's best.

• Stoops is credited with overhauling the Seminoles' defense in his first season as defensive coordinator in 2010. The 'Noles yielded 19.6 points per game which was third best in the ACC and 20th in the nation. The Seminoles ranked 42nd nationally in total defense after ranking 108th in 2009 and ranked sixth in the ACC in 2010 after ranking last in the league in total defense in 2009. Florida State improved its overall defense by more than 80 total yards per game, mainly by limiting opponents to 75 less rushing yards per game. The Seminoles ranked third in the nation in quarterback sacks and 21st in tackles for loss led by second team All-American Brandon Jenkins who finished with 13.5 sacks (third-most in the ACC and sixth nationally) and 21.5 tackles for loss. FSU tied with Boise State for the national lead with 48 total sacks. In the secondary, he coached Xavier Rhodes to ACC Defensive Rookie of the Year honors and National Defensive Freshman of the Year honors.

• Stoops was instrumental in turning Arizona into one of the finest defensive units in the Pac-10 during his six-year stint. Arizona ranked 25th nationally in total defense in 2009 and was ranked among the top three in the conference in five statistical categories as the Wildcats finished with a second consecutive 8-5 season.

• Stoops built an impressive resume by developing nationally elite units, especially in the secondary. Prior to his six-year run at Arizona, he spent three seasons at the University of Miami as the secondary coach. His 2002 and 2003 units led the nation in pass defense, while the 2001 Hurricanes - which won the national championship - led the nation in pass efficiency defense, scoring defense and turnover margin.

• He spent the 2000 season as co-defensive coordinator at the University of Houston, following a three-year run at Wyoming as the secondary coach. His first full-time college job came in 1996 when he was hired by USF to help with the start-up of the program.

• A proponent of zone schemes, Stoops' pass defenses have been especially proficient and extraordinary at takeaways. The 2001 Miami team established a single-season school record with 27 interceptions and 45 takeaways. Miami's 2002 secondary tied an NCAA record by allowing just 9.5 yards per completion. The 2003 Hurricanes were second in total defense and fourth in scoring defense and pass efficiency defense. The 1997 Wyoming secondary contributed significantly to its school-record 24 interceptions.

• Stoops recruited and developed some of the finest defensive backs in the nation over the past decade, many of who have gone on to enjoy outstanding NFL careers. Among the notable are Arizona's Antoine Cason and Michael Johnson, Miami's Philip Buchanon, Kelly Jennings, Brandon Merriweather, Ed Reed, Antrel Rolle, Mike Rumph, Sean Taylor and Wyoming's Brian Lee.

• Like his brothers, Stoops played collegiately in the secondary at Iowa for Hall of Fame coach Hayden Fry. Fry hired Stoops as a graduate assistant for the 1990 and 1991 seasons. The Hawkeyes won the 1990 Big Ten title and played in the Rose Bowl; duplicating feats Stoops also achieved as a player during a four-year career.

• As a player and a coach, he has taken part in 13 bowls, including his first two seasons at Florida State and both of his final two seasons at Arizona.

• Before launching his collegiate coaching career, Stoops followed in his father's footsteps as a high school football coach. He spent four years at Ohio's Nordonia Hills as the school's athletic director and assisted with the football program.

• Raised in Youngstown, Ohio, Stoops played high school football at Cardinal Mooney.



The Stoops Family



ASSISTANT COACHES



Eddie Gran Associate Head Coach Running Backs/Special Teams

Experience: 26th Season/3rd at Florida State

Hometown: Escondido, Calif.

Alma Mater: Cal Lutheran, '87

Birthdate: July 21, 1965

Family: wife, Rosemary Gran; daughters, Hannah (18), Dillan (15), Sydney and Lucy Grace (7)

Coaching Ledger

Year	School	Position	W-L	Postseason
1987	Cal Lutheran	WR	4-6	
1988	Cal Lutheran	WR	2-8	
1989	SE Missouri State	RB	0-0	
1989	East Carolina	GA	5-5-1	
1990	Miami (Fla.)	GA	10-2	Cotton
1991	Miami (Fla.)	GA	12-0	Orange
1992	Cincinnati	WR	3-8	
1993	Cincinnati	WR	8-3	
1994	Idaho State	WR	6-5	
1995	Ole Miss	RB/ST	6-5	
1996	Ole Miss	RB/ST	5-6	
1997	Ole Miss	RB/ST	8-4	Motor City
1998	Ole Miss	RB/ST	6-5	Independence
1999	Auburn	RB/ST	5-6	
2000	Auburn	RB/ST	9-4	Citrus
2001	Auburn	RB/ST	7-4	Peach
2002	Auburn	RB/ST	9-4	Capital One
2003	Auburn	RB/ST	8-5	Music City
2004	Auburn	RB/ST	13-0	Sugar
2005	Auburn	RB/ST	9-3	Capital One
2006	Auburn	RB/ST	11-2	Cotton
2007	Auburn	RB/ST	9-4	Chick-fil-A
2008	Auburn	RB/ST	5-7	
2009	Tennessee	RB/ST	7-6	Chick-fil-A
2010	Florida State	RB/ST	10-4	Chick-fil-A
2011	Florida State	RB/ST	9-4	Champs Sports

• Eddie Gran is in his 26th season of collegiate coaching and his third season at Florida State, where he serves as associate head coach, tutoring the running backs and coordinating special teams.

• Under Gran's direction, Florida State boasted the nation's second-best special teams unit in 2011 based on the Football Outsiders Efficiency Ratings. Shawn Powell became FSU's first consensus All-American punter and the school's all-time leader in multiple punting categories as a three-year starter. Powell led the Football Bowl Subdivision with a 47-yard overall average and the Seminoles ranked second nationally in net punting (41.3). Kicker Dustin Hopkins was named one of three finalists for the Lou Groza Award and enters the 2012 season with 326 career points, having made 63 of 92 FG attempts (.768) and 137 of 141 PATs, including the last 130 in a row. Gran's return game features some of the most electrifying players in Greg Reid, Lamarcus Joyner and Karlos Williams. Reid is one of the nation's most dangerous punt return specialists who heads into 2012 needing just 312 yards to break Deion Sanders' career mark for punt return yards. While 2011 was a breakout season for his special teams, Gran's running back corps played behind a banged up offensive line bringing down the group's production from the 2010 season. However, Gran still produced one of the top freshman running backs in FSU history as Devonta Freeman ran for 579 yards - the fifth best single season total by an FSU freshman. Freeman also led the team with eight rushing touchdowns.

• Gran helped develop Florida State's running game into one of the strongest in the ACC in his first season in Tallahassee in 2010. The Seminoles averaged nearly 5.0 yards per carry and ranked third in the league in rushing touchdowns with 27. The Seminoles ranked fourth in the league in scoring as compared to sixth the year before Gran's arrival. In 2010, three Seminole running backs gained more than 400 yards rushing on the ground led by FSU's leading rusher Chris Thompson, who gained 845 yards. It was only the sixth time in FSU history that a trio gained more than 400 yards in a season. FSU ran for more than 200 yards five times as a team including a 298-yard performance against in-state rival Miami which capped off a string of four consecutive 200-yard rushing games - BYU (278), Wake Forest (201), Virginia (256) and Miami (298). FSU ran for 218 yards in the Chick-fil-A bowl win over SEC East Champion South Carolina.

• Gran spent 15 seasons as a running backs coach and special teams coordinator in the SEC, including 10 years at Auburn, followed by a stop at Tennessee before coming to Florida State in 2010.

• Gran has a strong record for developing backfield talent. During his 14 seasons as the assistant to Tommy Tuberville at Ole Miss and Auburn, he sent eight running backs to the NFL, including former Tigers Camell Williams, Ronnie Brown, Rudi Johnson, Brandon Jacobs, Heath Evans and Kenny Irons. They were preceded by former Rebels Deuce McCallister and John Avery.

• Tennessee's Mario Hardesty (1,345 yards) added his name to the lengthy list of 1,000-yard rushers Gran has worked with over the course of his career in '09. Hardesty, who did not fumble on 282 carries from scrimmage in 2009, was a second-round draft pick of the Cleveland Browns in 2010. He was selected one slot after Auburn's Ben Tate (Houston Texans), whom Gran coached in 2008.

• Gran's tenure as a special teams coach included oversight of Auburn kicker John Vaughn, who was the SEC Special Teams Player of the Year in 2006. With his hands-on approach in all facets of special teams play, Gran is widely regarded as one of the most meticulous in tutoring the game's critical "third phase."

• Beyond the playing field, Gran has established himself as one of the nation's top recruiters. He has spent the better part of two decades recruiting Miami and greater South Florida as his primary territory, where he first crossed paths with Jimbo Fisher. The fertile ground has remained his primary recruiting area with the Seminoles and he helped the Seminoles attract the nation's No. 1 recruiting class in 2011. He and fellow assistant coach Lawrence Dawsey were named two of ESPN.com's Top 25 Recruiters of the Year in 2011.


• Gran and his wife, Rosemary, are deeply involved in the community for a cause that has changed their lives and continues to impact others. The Sydney Gran Foundation is a charity designed to support children's hospitals and other families whose children are facing serious illness. Sydney, the third of the Gran's four daughters, was born with the rare disease called Holoprosencephaly. She passed away just shy of her sixth birthday in 2005. Additional information is available at www.sydneygranfoundation.org.

• Gran's 25 seasons in the college ranks includes stops from coast-to-coast. It began at his alma mater Cal Lutheran, where he played four seasons as a wide receiver. Like fellow FSU staff members Mark Stoops and D.J. Eliot, Gran also served on the staff at the University of Miami.



The Gran Family

ASSISTANT COACHES



Rick Trickett Assistant Head Coach Offense/Offensive Line

Experience: 40th Season/6th at Florida State
Hometown: Morgantown, WVa.
Alma Mater: Glenville, '72
Birthdate: March 23, 1948
Family: wife, Tara Trickett; sons,
 Travis (28), Chance (25) and Clint (21)

Coaching Ledger

Year	School	Position	W-L	Postseason
1973	Glenville	LB	10-2	NCAA Division II Playoffs
1974	Indiana (Pa.)	LB	6-4	
1976	Indiana (Pa.)	LB	8-1-1	
1977	West Virginia	DL	5-6	
1978	West Virginia	DL	2-6	
1979	West Virginia	OL	5-9	
1980	So. Illinois	OL	3-6	
1981	So. Illinois	OL	7-8	
1982	Southern Miss	OL	7-4	
1983	Southern Miss	OL	7-4	
1984	Southern Miss	OL	4-7	
1985	Mew Mexico	OL	3-8	
1986	Memphis	AHC/OL	1-10	
1987	Memphis	AHC/OL	5-5-1	
1988	Memphis	AHC/OL	6-5	
1989	Mississippi State	OL	5-6	
1990	Mississippi State	OL	5-6	
1991	Mississippi State	OL	7-5	Liberty
1992	Mississippi State	OL	7-5	Peach
1993	Auburn	OL	11-0	Blue-Gray All-Star Classic Staff
1994	Auburn	OL	9-1-1	
1995	Auburn	OL	8-4	Outback
1996	Auburn	AHC/OL	8-4	Independence
1997	Auburn	AHC/OL	10-3	Peach/SEC Championship Game
1998	Auburn	AHC/OL	3-8	
1999	Glenville	HC	5-6	
2000	LSU	AHC/OL	8-4	Peach
2001	West Virginia	AHC/OL	3-8-1	
2002	West Virginia	AHC/OL	9-4	Continental Tire
2003	West Virginia	AHC/OL	8-5	Gator
2004	West Virginia	AHC/OL	8-4	Gator
2005	West Virginia	AHC/OL	11-1	Sugar
2006	West Virginia	AHC/OL	11-2	Gator
2007	Florida State	AHC/OL	7-6	Music City
2008	Florida State	AHC/OL	9-4	Champs Sports
2009	Florida State	AHC/OL	7-6	Gator
2010	Florida State	AHC/OL	10-4	Chick-fil-A
2011	Florida State	AHC/OL	9-4	Champs Sports

• One of the top and most respected offensive line coaches in all of college football, Rick Trickett enters his sixth season at Florida State and his 40th overall. He is nationally recognized for his ability to identify, recruit and develop talent.

• Trickett's abilities to mold a unit were tested by injuries during 2011. The extended losses of seniors Andrew Datko and David Spurlock led FSU to start seven different offensive line combinations. No single group was together in the same position for more than three consecutive games. However, Trickett's group still managed to produce an All-ACC first team selection in senior Zebrie Sanders, a freshman All-American in Bobby Hart and two NFL draft picks. Sanders ended up being a fifth round pick of the Buffalo Bills. Datko, who was headed for a solid senior campaign, was selected in the seventh round by the Green Bay Packers. Trickett's handy work in crafting offensive lines really came to light in the 2011 Champs Sports Bowl. His young starting line featuring four true freshmen overcame a four-sack first half, settled down and held off a good Notre Dame defensive line to help FSU rally from a 14-0 deficit as the Seminoles won 18-14. That quartet of Bobby Hart, a nine-game starter, three-game starter Austin Barron, Josue Matias and Tre' Jackson will be mixed in with Bryan Stork, Garrett Faircloth and newly converted left tackle Cameron Erving giving Trickett some depth and versatility to work with in 2012.

• In 2010, Trickett's line featured second round NFL draft pick Rodney Hudson. Hudson became one of the most decorated offensive linemen in school and ACC history, earning unanimous first team All-American honors in 2010. Hudson was one of three finalists for the Outland Trophy, won his second consecutive Jacobs Blocking Trophy as the ACC's most dominant lineman and was only the second

lineman in league history to be selected All-ACC four times. Trickett's unit led the way for three Seminole running backs who gained more than 400 yards rushing on the ground. It was only the sixth time in FSU history that a trio gained more than 400 yards in a season. FSU ran for more than 200 yards five times as a team including a 298-yard performance against in-state rival Miami which capped off a string of four consecutive 200-yard rushing games – BYU (278), Wake Forest (201), Virginia (256) and Miami (298). FSU ran for 218 yards in the Chick-fil-A bowl win over SEC East Champion South Carolina. Center Ryan McMahon finished his career as the all-time leader in career starts (53) after Trickett converted the defensive tackle into a mainstay on the offensive line for four years. Going into 2011, his bookends – tackles Datko and Sanders – garnered preseason honors.

• In 2009, Trickett's unit allowed just 20 sacks - the fewest by an FSU team since 1997 - as the 'Noles averaged 271.8 yards a game through the air. In 2008, the 'Noles averaged 179.1 yards a game on the ground; the best by an FSU team since 2002. All five Florida State starting offensive linemen in 2009 were nominated for All-ACC honors by opposing league coaches, marking a first in Trickett's distinguished career.

• Trickett has coached seven All-American offensive linemen in his storied career at some of the nation's top schools, including Hudson, who earned the distinction from the Football Writers Association of America in 2009 and was a unanimous All-American selection in 2010. He has been nominated for the Frank Broyles Award twice (2006, 2009) which goes to the nation's top assistant coach.

• Three FSU linemen –Hudson, McMahon and Datko – garnered Freshman All-American honors while playing for Trickett. He has coached 16 players that have been named either first or second team freshmen All-Americans.

• Trickett's track record for developing strong units quickly transferred to Florida State as the Seminoles improved its per game rushing yards average by more than 70 yards after two seasons. After one season at West Virginia, the Mountaineer running game improved from 35th in the nation to second in 2002. From 2002-2006, West Virginia finished among the top 15 rushing offenses and three times were among the top five nationally.

• In 2006 as the offensive line coach at West Virginia, the Mountaineers were second in the nation in rushing, third in scoring offense and fifth in total offense. Only two other schools in the previous 10 years had finished in the top five of each of those categories.

• At Auburn, he coached four linemen - Wayne Gandy, Willie Anderson, Victor Riley and Kendall Simmons - who were selected in the first round of the NFL Draft.

• More than 30 players Trickett has coached have gone on to play in the NFL and more than 30 players have won all-conference honors, including four of his five linemen at West Virginia in 2005 and 2006. At LSU in 2000, three of his players earned All-SEC honors.

• Trickett earned his undergraduate degree in 1972 from Glenville (W.Va.), where he was an all-conference strong safety. He received his master's degree from Indiana (Pa.) in 1975.

• Trickett is a U.S. Marine Corps and Vietnam War veteran.

• Trickett's first published book in 2012 "Complete Offensive Line" is a comprehensive guide to the techniques, drills and game strategies necessary to develop an effective offensive front.

• The Tricketts have been a fixture on the FSU campus since Rick's 2007 arrival in Tallahassee. Two of Tara and Rick's sons have been involved in the football program with Travis serving as an offensive graduate assistant in 2010 after serving as a videographer. He received his master's degree from FSU and is now the co-offensive coordinator/quarterbacks coach at Samford. Clint is a redshirt sophomore quarterback with the Seminoles and Chance graduated in spring 2011 with his bachelor's degree.



The Trickett Family (not pictured son Travis)



ASSISTANT COACHES



Greg Hudson Assistant Head Coach Defense/Linebackers

Experience: 22nd Season/3rd at Florida State
Hometown: Cincinnati, Ohio
Alma Mater: Notre Dame, '90
Birthdate: February 4, 1967
Family: wife, Kelly Hudson;
 sons Garrett (17) and Jack (12);
 daughters Kacey (16) and Kayla (14)

Coaching Ledger

Year	School	Position	W-L	Postseason
1991	Redlands	LB	7-2	
1992	Redlands	LB	8-2	NCAA Division III Playoffs
1993	Notre Dame	GA	11-1	Cotton
1994	Connecticut	OL	4-7	
1995	Connecticut	OL	8-3	
1996	Connecticut	OL	5-6	
1997	Cincinnati	TE/OL	8-4	Humanitarian
1998	Cincinnati	RB	2-9	
1999	Cincinnati	AHC/LB	3-8	
2000	Cincinnati	AHC/LB	7-5	Motor City
2001	Minnesota	RC/LB	4-7	
2002	Minnesota	DC/RB/LB	8-5	Motor City
2003	Minnesota	DC/RC/LB	10-3	Sun
2004	Minnesota	DC/RC/LB	7-5	Music City
2005	East Carolina	DC/LB	5-6	
2006	East Carolina	DC/LB	7-6	PapaJohns.com
2007	East Carolina	DC/LB	8-5	Hawaii
2008	East Carolina	DC/LB	9-5	Liberty
2009	East Carolina	DC/LB	9-5	Liberty
2010	Florida State	AHC/LB	10-4	Chick-fil-A
2011	Florida State	AHC/LB	9-4	Champs Sports

• Greg Hudson is in his 22nd season of collegiate coaching and third as Florida State's assistant head coach and linebackers coach. He is one of the architects of Florida State's rapidly improving defense. In particular, the Seminoles' linebackers were considered to be one of Florida State's most improved units in 2010 and took the next step in 2011 as FSU ranked fourth nationally in total defense.

• Hudson's linebacker corps has played a pivotal role in FSU's climb as one of the nation's top defensive units in two short seasons. Two of Hudson's linebackers, Nigel Bradham and Christian Jones, were among the top three tacklers for FSU in 2011. Bradham became the first Seminole in 20 years - since All-American Marvin Jones - to lead the team in tackles for three consecutive years. Bradham was FSU's highest NFL draft selection in 2012 going in the fourth round to the Buffalo Bills. Jones excelled in his first year as a starter at strongside linebacker finishing with 56 tackles playing behind one of the top defensive lines in the country. He takes over for Bradham at weakside linebacker in 2012. Overall in 2011, Hudson's group accounted for 32 percent of the team's tackles for loss which helped FSU finish eighth nationally in that category. FSU allowed its opponents to run for an average of just 2.35 yards per carry, which led the nation. The Seminoles finished second nationally in rushing defense (82.7), fourth in scoring defense (15.1), eighth in tackles for loss (8.62) and tied for eighth in sacks (3.08 per game).

• In 2010, Florida State's defense was rated as the 42nd best out of 120 Division I teams after ranking 108th the season before Hudson's arrival in Tallahassee. The Seminoles ranked 20th in the nation in scoring defense in 2010 after ranking 94th nationally in 2009. FSU allowed more than 80 fewer yards defensively in 2010 than it did in 2009. Hudson coached two of the team's three leading tacklers in Bradham (98 tackles) and Kendall Smith (97 tackles).

• During his tenure at East Carolina, where he worked for one-time FSU graduate assistant Skip Holtz, the Pirates set new standards for excellence. ECU posted four consecutive winning seasons for the first time in 30 years and made four consecutive bowl appearances for the first time in school history. The Pirates also became the first team to win consecutive Conference USA championship games, pulling off the feat in 2008 and 2009 and knocking off two of the nation's top rated offenses in Tulsa (2008) and Houston (2009).

• Hudson's ECU defenses earned a reputation for turning over opponents, coming up with 145 takeaways in five seasons - an average of 29 per season - which ranks among the top 10 of all FBS programs in that stretch.



• The Pirates finished in the top 10 nationally in four defensive categories in 2009 - fumbles recovered (3rd, 17), red zone defense (7th, 0.71 pct), turnovers gained (4th, 34) and turnover margin (10th, +0.79). They also led CUSA in scoring defense (21.93) and turnover margin.

• In 2008, Hudson's ECU defense led CUSA in total defense and scoring defense, despite losing several key players to injury. He earned national recognition for his work when the Pirates shut down No. 8 West Virginia's spread offense, led by quarterback Pat White, in a 24-3 victory. ECU also defeated eventual ACC champion Virginia Tech to open the 2008 season.

• Hudson has coached on both sides of the football over the course of his career, which began at the University of Redlands (Cal.) with the linebackers in 1991. He worked with the offensive line as a graduate assistant at Notre Dame in 1993 and was on the sideline for the historical "Game of the Century," when the Fighting Irish hosted Florida State. Hudson's first full-time post in the major college ranks came at Connecticut, where he had oversight of the offensive line. He held the same position during his first season at Cincinnati. Hudson returned to defense and worked with linebackers at both Cincinnati and Minnesota.

• A product of the legendary high school powerhouse Cincinnati Moeller, he was inducted into the Moeller Sports Hall of Fame in February 2011. Hudson attended Notre Dame and played linebacker for the Irish. He was also a catcher on the Notre Dame baseball team.



The Hudson Family



ASSISTANT COACHES



Dameyune Craig Recruiting Coordinator/Quarterbacks

Experience: 9th Season/3rd at Florida State
Hometown: Prichard, Ala.
Alma Mater: Auburn, '02
Birthdate: April 19, 1974
Family: wife, Neke Craig;
 sons, Devin (13) and
 Drake Christian (9)

Coaching Ledger

Year	School	Position	W-L	Postseason
2003	Blount (Ala.)	AC	2-8	
2004	LSU	GA	9-3	Capital One
2005	Miami Dolphins	STA	9-7	
2006	Tuskegee	QB	10-2	
2007	Tuskegee	QB	12-0	
2008	South Alabama	WR	0-0	
2009	South Alabama	WR	7-0	
2010	Florida State	RC/QB	10-4	Chick-fil-A
2011	Florida State	RC/QB	9-4	Champs Sports

• Dameyune Craig began to make his mark as Florida State's recruiting coordinator and quarterbacks coach as he reached two very big milestones following the 2010 season: The Seminoles attracted the nation's No. 1 recruiting class in 2011 and Christian Ponder – the Seminoles' quarterback in Craig's first season – was selected in the first round of the 2011 NFL Draft. Now in his ninth season as a college coach – his third at Florida State, Craig has had a profound impact on the trail for promising new talent as well as an active role in developing some of the top passers in FSU history.

• Charged with coordinating FSU's recruiting efforts, Craig's time in that role has produced No. 1 and No. 2 recruiting classes the past two seasons with the help of the entire Seminole coaching staff. His biggest impact has come in his home state of Alabama where he's positioned the Seminoles to have recent success in convincing some of the top talent in the country to head to Tallahassee instead of staying home to play in a tradition-rich SEC backyard. For his efforts in 2012, Craig was recognized as the 2012 Scout/FoxSportsNext ACC Recruiter of the Year as well as the Rivals.com ACC Recruiter of the Year. He joined fellow Seminole assistant Odell Haggins in being named one of the top 25 recruiters in the country by Rivals and fellow assistant coach Lawrence Dawsey as one of the top 50 recruiters by 247Sports.

• In addition to his recruiting duties, Craig also assists Fisher in the day-to-day instruction of Seminole quarterbacks. One year after Ponder became the first Florida State quarterback to be selected in the first round of the NFL Draft. EJ Manuel continued down his path of leaving a mark in FSU history in 2011. Manuel sits atop the FSU record book in career completion percentage (66.1) having completed at least 65 percent of his passes in each of his three seasons including 65.3 percent in his first season as a full-time starter in 2011. He was one of the ACC's and nation's most efficient passers ranking second in the ACC (151.2) and 18th nationally. Besides Manuel, Craig has plenty of talent to work with in young quarterbacks Clint Trickett and Jacob Coker. Trickett shined as a redshirt freshman in the limited action he saw in 2011 highlighted by his first career start at Clemson in place of an injured Manuel. Trickett threw for 336 yards and three touchdowns. Coker made strides in the spring of 2012 and showed a good grasp of the Seminoles offense after running a wing-T offense in high school. Adding 2012 top quarterback recruit Jameis Winston and New Jersey star quarterback recruit Sean Maguire will give Craig two more arms to groom as the Seminoles look to keep pace as one of the top passing offenses. FSU ranked third in the ACC in passing offense in 2011.

• In 2010, FSU shined in passing efficiency with Ponder (135.7 passing efficiency) ranking third in the ACC and 44th nationally. Ponder and Manuel combined to throw for 2,905 yards while Ponder completed 61.5 percent of his passes and Manuel completed 69.9 percent of his passes.

• Craig came to Florida State after a strong two-year run at South Alabama where he directed the wide receivers for Joey Jones. Jones made Craig his first hire when he was charged with starting the Jaguars' football program, which played its first season in 2009 and was in the process of becoming a Football Championship Subdivision program.

• At South Alabama, Craig was instrumental in implementing a run-based, spread offense that put up prolific numbers during its seven-game inaugural season in 2009. The Jaguars (7-0) averaged 45.9 points and 439 yards of total offense in 2009.



• Craig played quarterback under Jimbo Fisher's watchful eye for four seasons at Auburn. He still holds numerous Auburn passing records, including completions (216) and passing yards (3,227) in a season as well as a single-game record for most net yards gained (445 vs. Army in 1996; 75 rush, 370 pass). The two were reunited at LSU when Craig began his collegiate coaching career as an offensive graduate assistant on Nick Saban's staff, which included Fisher as the offensive coordinator. He also spent one season with Saban as a special teams assistant with the Miami Dolphins.

• After spending four years in the NFL, Craig returned to the college ranks and helped Tuskegee to a two-year record of 22-2. As the Golden Tigers' quarterbacks coach he was instrumental in fine-tuning an impressive offense and also earned the reputation as an outstanding recruiter. Tuskegee won a pair of SIAC titles and defeated Virginia Union in the Pioneer Bowl X to cap a 12-0 season in 2007 by winning the Black College National Championship.

• Craig also brings professional experience as a player to the Seminoles. He signed as a free agent quarterback with the NFL's Carolina Panthers and appeared in six games over a four-year stretch. Craig gained his greatest acclaim on the field as a pro with the Scottish Claymores in NFL Europe, where he passed for a single-game league record 611 yards against Frankfurt and matched another league mark with five touchdown passes in a game. He finished his professional playing career in 2002 with Indiana of the Arena Football League.

• Craig began his coaching career at his high school alma mater, Blount, near Mobile, Ala., where he was an assistant coach in 2003.



The Craig Family



ASSISTANT COACHES



Lawrence Dawsey Passing Game Coordinator/ Wide Receivers

Experience: 12th Season/6th at Florida State
Hometown: Dothan, Ala.
Alma Mater: Florida State, '91
Birthdate: November 16, 1967
Family: wife, Chantal Dawsey;
 son, Lawrence, Jr.;
 stepdaughter, Dominique Moffitt, M.D.
 and son-in-law Michael Moffitt, M.D.

Coaching Ledger

Year	School	Position	W-L	Postseason
1998	Tampa Catholic	AC		
2002	Blake High School	AC		
2003	LSU	GA	13-1	Sugar
2004	USF	WR	4-6	
2005	USF	WR	6-6	Meineke Car Care
2006	USF	WR	9-4	PappaJohns.com
2007	Florida State	WR	7-6	Music City
2008	Florida State	WR	9-4	Champs Sports
2009	Florida State	WR	7-6	Gator
2010	Florida State	PGC/WR	10-4	Chick-fil-A
2011	Florida State	PGC/WR	9-4	Champs Sports

• Lawrence Dawsey is in his sixth season on the Florida State staff and his third season as the Seminoles' passing game coordinator and receivers coach.

• Florida State's receivers have prospered under Dawsey's direction. In 2011, six different receivers averaged better than 11 yards per reception for a passing offense that produced 25 TD receptions and 3,341 yards through 13 games. Rashad Greene, Rodney Smith, Kenny Shaw, Bert Reed and Christian Green finished with at least 25 receptions and more than 400 yards. Dawsey guided Greene, FSU's leading receiver, to one of the best freshman campaigns in FSU history as he posted the second-most receptions (38), receiving touchdowns (7) and third-most receiving yards (596). He ranked among the top five freshmen nationally in receiving touchdowns. Reed left Florida State after four years under Dawsey's tutelage among the top five Seminoles in career receptions and top 15 Seminoles in career receiving yards. Green, a converted quarterback who redshirted in 2010, broke out in 2011 leading the team with a 17.3 yard per catch average and finishing third in receiving yards. Dawsey's unit looks to be even stronger in 2012 returning six of his top seven receivers from a year ago and adding redshirt Kelvin Benjamin, a big, physical 6-6 talent along with veteran receiver Willie Haulstead, who missed the 2011 season, to the mix.

• In 2010, Dawsey added passing game coordinator to his title and four receivers caught at least 30 passes as Florida State ranked fifth in the ACC in pass receptions and sixth in receiving yards. Reed, Haulstead and Smith combined for 127 receptions, 1,649 yards and 11 touchdowns.

• In 2009, Dawsey tutored Rod Owens and Reed who became the first pair of Seminole receivers to collect at least 60 receptions each in the same season since 1995. Owens (61) and Reed (60) joined the prolific '95 tandem of Andre Cooper (71) and E.G. Green (60) as the only duos to match that standard in program history. Five Seminoles in 2009 - Owens, Reed, Jarmon Fortson (45), Taiwan Easterling (35) and Richard Goodman (27) - caught at least 20 passes. FSU had not had five receivers with 20 or more catches since the 1992 season.

• The production of Dawsey's receivers has helped the Seminoles improve in total offense over each of the past five seasons, including their average of 421.7 yards per game in 2009 which was the best season at FSU since 2001. FSU's wideouts had a hand in quarterbacks Christian Ponder and EJ Manuel completing 67.7 percent of their pass attempts, which was the highest by the 'Noles since Charlie Ward's 1993 Heisman Trophy winning and National Championship campaign.

• In Dawsey's first two seasons at Florida State he helped Greg Carr climb the charts as one of the most productive receivers in school history. Greg Carr finished his career with 148 catches for 2,574 yards and 29 career touchdowns.

• In 2007, Dawsey's first season, Florida State boasted three receivers - Preston Parker, De'Cody Fagg and Carr - with 700 or more receiving yards for the first time in school history.

• Beyond the playing field, Dawsey too has established himself as one of the nation's top recruiters. He's picked up the Seminoles' efforts in the Tampa area and helped the Seminoles attract the nation's No. 1 recruiting class in 2011. He was named one of ESPN.com's Top 25 Recruiters of the Year in 2011. Dawsey was also named the 2011 ACC Recruiter of the Year by SI.com and one of the Top 25 recruiters in the nation in 2011 and 2012 by Rivals.com.

Also in 2012, he was selected as one of the top 50 recruiters in the country by 247Sports.

• Dawsey's first coaching job came as a high school assistant at Tampa Catholic in 1998. He did not return to the sideline until serving as a training camp assistant coach with the NFL's St. Louis Rams in 2001 and returned to the high school ranks in 2002 at Blake in Tampa.

• He spent the 2003 season as a graduate assistant on Nick Saban's LSU staff, where he worked with Jimbo Fisher and also crossed paths with fellow graduate assistant and current FSU assistant James Coley. The Tigers posted a 13-1 record and won the BCS National Championship.

• Dawsey had the opportunity to work with LSU receiver Michael Clayton, who later became the No. 1 selection of the Tampa Bay Buccaneers and broke several of Dawsey's rookie receiving records with the club.

• The season at LSU opened the door for Dawsey's first, full-time college position as he returned to Tampa as the wide receivers coach at USF from 2004-2006. As a recruiter, he was instrumental in landing the talent which helped the Bulls break on to the national scene. USF's passing offense also took flight during Dawsey's three seasons and ranked among the best in the Big East.

• Dawsey was an integral part of the Seminole football dynasty as a player. His four seasons at wide receiver corresponded with the first four 10-win, top-five poll finishes by FSU. As a player, he was known for his work ethic, accountability, precision route-running, down-field blocking and the ability to rise to the occasion in big games. Those are the same qualities he has instilled in his current group of receivers.

• A third-round selection by the Tampa Bay Buccaneers in 1991, Dawsey enjoyed a seven-season NFL career. He also played for the New York Giants (1996), Miami Dolphins (1997) and New Orleans Saints (1999).

• Dawsey was named the NFL Rookie of the Year by Sports Illustrated and named to the All-Rookie Team by Pro Football Weekly in 1991 after he led Tampa Bay with 55 receptions and set the club's rookie record with 818 receiving yards. Dawsey also led the team in receptions (60) and receiving yards (776) in 1992.


• Dawsey's family also has enjoyed success as well. His daughter Dominique and son-in-law Michael Moffitt, both Florida State graduates, have each earned their M.D. at Meharry Medical College in Nashville, Tenn. Dominique is a clinical resident in Anesthesiology at Brigham and Women's Hospital - a Harvard University Hospital.



The Dawsey Family



ASSISTANT COACHES



D.J. Eliot Defensive Ends

Experience: 15th Season/3rd at Florida State
Hometown: Edmond, Okla.
Alma Mater: Wyoming, '99
Birthdate: April 14, 1976
Family: wife, Miekell Eliot; son, Dawson (7); daughters, Drue (5) and Page (2)

Coaching Ledger

Year	School	Position	W-L	Postseason
1998	Wyoming	SA	8-3	
1999	Wyoming	GA	7-4	
2000	Houston	GA	3-8	
2001	Houston	GA	0-11	
2002	Miami (FL)	GA	12-1	Fiesta
2003	Texas State	DB	4-8	
2004	Texas State	LB	5-6	
2005	Texas State	LB	11-3	NCAA 1-AA Playoffs
2006	Tulsa	LB	8-5	Armed Forces
2007	Rice	RC/DL	3-9	
2000	Rice	RC/DL	10-3	Texas
2009	Rice	RC/DL	2-10	
2010	Florida State	DE	10-4	Chick-fil-A
2011	Florida State	DE	9-4	Champs Sports

• D.J. Eliot completed his 14th season of collegiate coaching in 2011 and heads into his third season with the Seminoles in 2012.

• Eliot has already made his mark, tutoring the players who have helped return FSU to its place among programs with elite pass rushers. Brandon Jenkins, Bjoern Werner and Cornelius Carradine became one of the top defensive end trios in 2011 combining for 20.5 sacks, 31 tackles for loss, 14 quarterback hurries and nine pass breakups. For the second consecutive season, the Seminoles ranked among the top 10 national leaders in both sacks and tackles for loss. Eliot's defensive ends accounted for 51 percent of the team's sacks and 36 percent of the tackles for loss. FSU allowed its opponents to run for an average of just 2.35 yards per carry, which led the nation. The Seminoles ranked fourth nationally in total defense (275.0), second in rushing defense (82.69), fourth in scoring defense (15.1), eighth in tackles for loss (8.62) and tied for eighth in sacks (3.08 per game).

• In his first season at Florida State in 2010, Eliot's defensive ends were one of the most improved units in all of college football. He and defensive tackles coach Odell Haggins put together one of the nation's top defensive fronts. Led by Jenkins – an All-ACC first team selection – the Seminoles tied for the national lead with 48 sacks, ranked third with a 3.4 sacks per game and tied for 11th in total tackles for loss. Jenkins totaled 13.5 sacks and 21.5 tackles for loss to rank among the national leaders in both categories. He also was instrumental in the development of right end Markus White, who doubled his production from his junior to senior year and was a seventh round pick of the Washington Redskins in 2011.

• Eliot came to Tallahassee from Rice in 2010 after serving three seasons as the recruiting coordinator and defensive line coach for the Owls. At Rice, Eliot had oversight of the recruiting process; a challenge given the schools' stringent academic standards. He identified and helped develop two true freshmen defensive ends – Cheta Ozougwu (61 tackles) and Scott Solomon (63) – who led all CUSA linemen with 124 combined tackles and teamed for 21 tackles for loss and 11 sacks. Ozougwu was selected in the 2011 NFL Draft by the Houston Texans while Solomon was a 2012 NFL draft pick of the Tennessee Titans.

• Eliot was a member of the 2008 Rice staff which guided the Owls to a 10-3 record, capped by a Texas Bowl victory over Western Michigan. It was the program's first 10-win season since 1949 and first bowl triumph since the 1950 Cotton Bowl.

• He is one of three FSU assistants who spent time on the coaching staff at the University of Miami, where he served as a graduate assistant working with defensive backs and special teams in 2002. Mark Stoops was the Hurricanes' secondary coach while Eliot was with the Hurricanes. Eddie Gran also did a graduate assistant stint at Miami a decade earlier.



• Eliot earned his first full-time position at Texas State under David Bailiff, coaching defensive backs for one season before a two-year stint with the linebackers. Two of his pupils – David Simmons and Jeremy Castillo – earned all-conference honors. Texas State won the Division I-AA Southland Conference title in 2005 and qualified for the NCAA playoffs. Bailiff later hired Eliot to join his staff at Rice.

• Eliot's coaching career also led to a season as the linebackers coach at Tulsa, where he was instrumental in developing CUSA Defensive Player of the Year Nick Bunting as well as all conference standouts Nelson Coleman and Chris Chamberlain. Tulsa earned a berth in the Armed Forces Bowl that same year. Chamberlain is a five-year NFL veteran now playing for the New Orleans Saints.

• On the field, Eliot played linebacker at Wyoming from 1995-97 before joining the Cowboys' coaching staff as a student assistant. He moved into a graduate assistant role in 1999 after earning his undergraduate degree in natural science with a minor in zoology. Eliot earned his Master's degree in sports administration from the University of Houston in 2003.



The Eliot Family



ASSISTANT COACHES



Odell Haggins Defensive Tackles

Experience: 19th Season/19th Season at Florida State
Hometown: Bartow, Fla.
Alma Mater: Florida State, '93
Birthdate: February 27, 1967
Family: wife, Robin Haggins;
 daughter Amelia Grace (6)



Coaching Ledger

Year	School	Position	W-L	Postseason
1994	Florida State	TE/OL	10-1-1	Sugar
1995	Florida State	TE/OL	10-2	Orange
1996	Florida State	DT	11-1	Sugar
1997	Florida State	DT	11-1	Sugar
1998	Florida State	DT	11-2	Fiesta
1999	Florida State	DT	12-0	Sugar
2000	Florida State	DT	11-2	Orange
2001	Florida State	DT	8-4	Gator
2002	Florida State	DT	9-5	Sugar
2003	Florida State	DT	10-3	Orange
2004	Florida State	DT	9-3	Gator
2005	Florida State	DT	8-5	Orange
2006	Florida State	DT	7-6	Emerald
2007	Florida State	DT	7-6	Music City
2008	Florida State	DT	9-4	Champs Sports
2009	Florida State	DT	7-6	Gator
2010	Florida State	DT	10-4	Chick-fil-A
2011	Florida State	DT	9-4	Champs Sports

• Odell Haggins is the longest-tenured member of the Florida State coaching staff as he enters his 19th season at the school where he starred on the defensive line from 1986-89. He began his career as a tight ends/offensive line coach in 1994 with the Seminoles and took over the interior defensive line duties in 1996, where he has remained a fixture.

• Haggins has been instrumental in developing one of the nation's finest interior defensive lines, building depth with a group that at one point in 2011 was four-deep at each position. His regular rotation of Anthony McCloud, Everett Dawkins, Cameron Erving and freshman All-American Timmy Jernigan produced 100 tackles, including 16.5 behind the line of scrimmage. FSU's run defense allowed opposing backs to average just 2.35 yards per carry, which led all 120 FBS programs. The Seminoles ranked fourth nationally in total defense (275.0), second in rushing defense (82.69), fourth in scoring defense (15.1), eighth in tackles for loss (8.62) and tied for eighth in sacks (3.08 per game). The Seminoles led the ACC in eight different defensive categories. Jernigan earned first team freshman All-American honors from several publications after posting 30 tackles, six tackles for loss and 2.5 sacks. Despite losing Erving to the offensive line, Haggins unit should be strong again in 2012. Three of his top four tacklers return in 2012, and the unit gets a boost with the return of Jacobbi McDaniel, who missed the final seven games of 2011 as well as top defensive tackle recruits Eddie Goldman and Justin Shanks.

• Haggins' helped produce one of the best defensive lines in the nation in 2010 as the Seminoles ranked third in the nation in quarterback sacks, 21st in tackles for loss and 42nd in total defense. The Seminoles tied with Boise State for first nationally in total sacks with 48 sacks. Three of his defensive tackles – Dawkins, McCloud and McDaniel - were among the top 15 tacklers on the team.

• Named one of the six best defensive line coaches in college football by CBS Sports columnist Dennis Dodd in 2008, Haggins has repeatedly turned out top-flight talent. Since the 2000 season he has coached eight defensive tackles that have been selected in the NFL Draft.

• The litany of standouts that Haggins has coached includes four first round draft picks: Brodrick Bunkley (2006), Travis Johnson (2005), Corey Simon (2000) and Andre Wadsworth (1998). Wadsworth began his career at the nose guard position before moving to defensive end. The No. 3 overall pick (Arizona) in the 1998 draft, Wadsworth remains the highest drafted player in FSU history.

• In addition to the first-rounders, Haggins' pupils have also included Pro Bowler Darnell Dockett (third round) - whom he recruited and mentored - Larry Smith (second), Andre Fluellen (third), Jerry Johnson (fourth), Julian Pittman (fourth) and Letroy Guion (fifth).

• Haggins has won at every level as a player and a coach. He was on the front end of Florida State's dynasty years, starring at nose guard for the Seminoles. FSU posted a 39-8-1 record with Haggins in the lineup from 1986-89 and he was part of four bowl-winning teams. He earned Kodak, Walter Camp and UPI All-American honors as a senior in 1989.

• A ninth-round pick in the 1990 NFL Draft by the San Francisco 49ers, Haggins went on to play for the Buffalo Bills during their 1991 Super Bowl season. Following a three-year NFL career, he returned to Florida State, completed his degree and joined Bobby Bowden's staff following the Seminoles 1993 national championship season.

• As an assistant coach, Haggins has established himself as an outstanding recruiter, developer of talent and a role model to his players. He earned ACC Top Recruiter of the Year honors from ESPN.com in 2012. He was named one of the top 25 recruiters in 2011 and 2012 by Rivals.com. He has been a part of FSU staffs which have posted a 169-59 record with 18 consecutive bowl appearances.

• Haggins' 1999 defensive front included future NFL standouts Corey Simon and Jerry Johnson, who were instrumental in FSU's 12-0 run to the national championship.

• The Seminoles boasted the nation's top-ranked defense in 1998 and the No. 1 rushing defense in 1996 and 1997. The 2008 defense ranked first nationally in tackles for loss.



The Haggins Family



COACHING STAFF



Vic Viloría Head Strength and Conditioning Coach/Football

Experience: 9th Season/3rd at Florida State
Hometown: New Orleans, La.
Alma Mater: Southern Methodist, '02
Birthdate: July, 22, 1979
Family: wife, Randi Viloría;
 daughters, Taylor Ann (4) and Mady (2)

• Vic Viloría joined Florida State football coach Jimbo Fisher's staff in January 2010 from SMU - his alma mater - where he spent the previous three seasons as the head strength and conditioning coach. Now in his third season at FSU, the Seminoles have made noticeable physical gains across the board in just two seasons under his guidance.

• Viloría was at LSU for three years where he worked under the supervision of Tom Moffitt before going to SMU. While at LSU he worked with the Tigers' nationally ranked football and baseball programs as well as the swimming and golf teams.

• A disciple of renowned weightlifting coach Gayle Hatch, Viloría endorses the "Hatch System" which develops functional and explosive strength in players through the use of free weights, plyometrics and jumping drills.

• Viloría was a four-year letter winner at linebacker for SMU and a three-time member of the All-Western Athletic Conference team. He led the Mustangs in tackles each of final three seasons and recorded at least 10 tackles in 21 games over the course of his career.

• He was a member of the NFL Europe's Scottish Claymores.

• Viloría is certified by USA Weightlifting.

• He is married to former SMU sprinter, Randi Taylor.



The Viloría Family



Jake Pfeil, MS, ATC, LAT Assoc. Director of Sports Medicine Head Football Athletic Trainer

Experience: 9th Season at Florida State
Hometown: Madison, Fla.
Alma Mater: Florida State '00
Birthdate: July, 27, 1977
Family: wife, Cheryl; son, Cole (1)

• Jake Pfeil is in his ninth year as a member of the Florida State University staff, and his second as the Associate Director of Sports Medicine and head football athletic trainer. Pfeil oversees the daily medical care of the Seminole football team, including injury prevention and rehabilitation.

• Pfeil is certified by the National Athletic Trainers Association Board of Certification and is a licensed athletic trainer by the state of Florida. Pfeil is also an approved clinical instructor for the Florida State University Athletic Training Education Program.

• Pfeil came to Florida State in 2004 serving as the Insurance/Risk Coordinator. He served as the athletic trainer for Seminole baseball for six seasons. During that time Pfeil was part of the baseball programs' continued run of 34 consecutive post-season appearances, a 2010 ACC Championship, hosting four straight Super Regionals from 2008-11, and College World Series appearances in 2008 and 2010.

• Prior to joining the Florida State staff, Pfeil was employed by Tallahassee Orthopedic and Sports Physical Therapy, where his responsibility was serving as the head athletic trainer at Tallahassee Community College in 2003.

• Pfeil earned a master's degree in sport administration from Mississippi State University in 2002, where he was a graduate assistant athletic trainer for the football team. He graduated from Florida State in 2000 with a bachelor's degree in sport management with an emphasis in athletic training, while also serving as a student athletic trainer with football and baseball.

• Pfeil was awarded summer internships with the NFL's Atlanta Falcons in 1999 and 2000, and was a seasonal assistant for the Falcons in 2002.

• The Madison County, Florida native and his wife Cheryl, who is also an assistant athletic trainer at Florida State, have a son, Cole.



The Pfeil Family



COACHING STAFF



Bob LaCivita

- Director of Player Personnel
- 6th season at Florida State

• Bob LaCivita is in his sixth season at Florida State where he is responsible for all administrative duties related to football recruiting and the day-to-day administration of the football office as assigned by head coach Jimbo Fisher.

• Since LaCivita arrived in Tallahassee in 2007, the Seminoles have landed five consecutive top 10 nationally ranked recruiting classes including a No. 1 ranked class in 2011 and No. 2 ranked class in 2012. He spent the previous seven years as the Director of Player Personnel at NC State and the University of Florida. From 1996 to 1998 he served as assistant to head coach Terry Bowden at Auburn

• LaCivita was the point person in the development and creation of Florida State's FeartheSpear.com website – an information site utilized by prospective football recruits.


• LaCivita also worked in recruiting and football administration at the University of Pittsburgh from 1983-85 and the University at Akron from 1986-95.

• LaCivita earned his undergraduate degree in 1971 in psychology from Indiana University of Pennsylvania where he played football. He also earned a master's degree and PhD from the University of Pittsburgh.

• LaCivita and his wife Michelle, have one son, Bryan.



The LaCivita Family



Erik Korem

- Director of Sports Science & Football Operations
- 3rd season at Florida State

• Erik Korem is in his second season as the Seminoles' Director of Sports Science and Football Operations. He joined the Florida State strength & conditioning staff in February 2010 as the speed and nutrition specialist to the football program, after spending the previous two years at Mississippi State.

• Korem works with strength and conditioning, sports medicine and nutrition to develop new means to maximize human performance. In addition, Erik helps coordinate all home game operations, and coordinates all the football team's road game and postseason travel plans.

• At Mississippi State, Korem served as an assistant strength & conditioning coach and was also a professor in the Exercise Science Department.

• Korem's resume includes extensive work with world-class track & field sprinters, including five-time Olympic medalist and six-time World Championship medalist Veronica Campbell-Brown. He serves as the high-performance coach for Campbell-Brown coaching her to a gold medal in the 2012 Indoor 60m World Championship. He also served as a speed development consultant for Tyson Gay during the 2008 Olympic year when he broke the American record in the 100-meter dash (9.69).

• Prior to working at Mississippi State, Korem spent a year as the Director of Athletic Performance at the University of the Pacific, which followed a short stint as the head strength & conditioning coach at Fort Valley State University.

• Korem served an internship and was a graduate assistant at the University of Arkansas while completing his master's degree in exercise science from 2004-2006.

• As an undergraduate, Korem played football for four seasons at Texas A&M, where he earned his degree in applied exercise physiology.

• He is married to former Mississippi State softball player, Hayle Guess. They have a son, Cooper.



The Korem Family



Stuart Pearce

- Assistant Director of Events/Game Operations Manager
- 12th season at Florida State

• Stuart Pearce is in his 12th season with the Facilities Operations/Event Management Department and his second as the Gameday Operations Manager. He is responsible for coordinating game operations at home football games.

• During his tenure at Florida State, Pearce has coordinated all facets of support for 15 of the Seminoles' 19 NCAA sports. He has served as the tournament director for three ACC

Championships and NCAA Tournaments in soccer, volleyball and track & field. Pearce served as the event manager and facility coordinator for the 2001 and 2002 Florida High School Football Championships at Doak Campbell Stadium on the Florida State campus.

• Pearce served as a member of the construction committee and worked closely with the construction firm on all aspects of the \$6.1 million renovation and expansion of the McIntosh Track & Field Building.

• The Tallahassee, Fla., native earned his bachelor's degree in sport management and his master's degree in sport administration from Florida State. He also worked as an intern with the event management and facilities department before being hired full time.

• Pearce has been married to his wife Kerri for 12 years and they are the proud parents of five children Libby (7), Bryant (6), Jimmy (3), Halley (1) and Robyn.




The Pearce Family



ALL-TIME ASSISTANT COACHES

2012 Graduate Assistants



Dan Gayton
Graduate Assistant
Offense
Florida State 2009



Joe Scola
Graduate Assistant
Defense
Dartmouth 2007



David Spurlock
Graduate Assistant
Offense
Florida State 2011

Hugh Adams	1955 (GA), 1956
Jody Allen	2000-01 (GA), 2002-09
Chuck Amato	1982-1999, 2007-09
Mickey Andrews	1984-2009
Charlie Armstrong	1948-51
Ned Ashton	1976 (GA)
Joe Avezzano	1968
Art Baker	1984
Don Blackwelder	1970
Monk Bonasorte	1982-83 (GA)
Bobby Bowden	1963-65
Jeff Bowden	1986 (GA), 1994-06
Terry Bowden	1982 (GA)
Tommy Bowden	1982 (GA)
Billy Joe Breakhouse	1974
Don Breaux	1966-67
Mack Brown	1974
Jerry Bruner	1976-78
Terrell Buckley	2009 (GA)
Wally Burnham	1985-93
Billy Canty	1971-73
Aaron Carter	1984 (GA)
Dexter Carter	2007-09
Doug Carter	1984 (GA)
John Coatta	1958-64
John Coatta, Jr.	1984
James Coley	2008-present
James Colzie	2004-06 (GA)
John Conlin	1972-73
Al Conover	1966-67 (GA), 1968-70
Lee Corso	1958-59
Ronnie Cottrell	1989 (GA), 1990-97
Billy Cox	1970
Dameyune Craig	2010-present
Bill Crutchfield	1964-66
Dave Darovec	1975 (GA)
Lawrence Dawsey	2007-present
Frank DeBord	1974-75
Chris Demarest	1998-99 (GA)
John Devlin	1971-72

Daryl Dickey	1989 (Vol.), 2001-06
Jim Donnan	1972-73
Ron Dugans	2006 (GA)
John Eason	1981-93
D.J. Eliot	2010-present
Sam Elliott	1974
Ed Feely	1973-74
Jeff Ferrington	1984 (GA)
Jimbo Fisher	2007-09
Dick Flowers	1959-62
Scott Fountain	1996 (GA)
Mike Fox	1980 (GA)
Steve Gabbard	1997-99 (GA)
Dan Gayton	2011-present (GA)
Joe Gibbs	1967-68
Vince Gibson	1956-57 (GA), 1958-63
Jim Gladden	1975 (GA), 1976-2001
Jake Gonos	1980 (GA), 1982
Eddie Gran	2010-present
Gary Grouwinkel	1975
J.E. Gundersheimer	1975 (GA)
Greg Guy	1991 (GA)
George Haffner	1976-78
Doug Hafner	1967-68
Franklin Hagenbeck	1977-78 (GA)
Odell Haggins	1994-present
Owen Hale	1954
Doug Hanlon	1991 (GA)
Bob Harbison	1948-72, 1974-85
Steve Hardin	1977 (GA)
Jimmy Heggins	1981-82 (GA), 1986-2004
Gene Henderson	1971-73
Dan Henning	1968-70, 1974
George Henshaw	1976-82
Clark Herman	1992 (GA)
Jack Hines	1985-86 (GA)
Pat Hodgson	1971
Larry Holton	1972
Skip Holtz	1987-88 (GA)
Dick Hopkins	1980 (GA)
Max Howell	1988 (GA)
Greg Hudson	2010-present
Bobby Jackson	1965 (GA), 1966-69
Don James	1959-65
Bobby Johns	1985 (GA)
Cal Jones	1974-75
Willie Jones	1988 (GA)
Garin Justice	2008 (GA)
Steve Kalenich	1954 (GA)
Joe Kines	2000-02
Nick Kish	1976-78 (GA), 1979-82
Mikhail Kornegay	2010 (GA)
Mike Kruczek	1982-83
Charlie LaPradd	1956 (GA), 1957-61
Clint Ledbetter	1988-89 (GA), 1990-91
John Lies	1975 (GA)
John Lilly	1996-97 (GA), 1997-2007
Mike Long	1953-54
Erik Losey	2009 (GA)
Vaughn Mancha	1951-56
Dana Martin	1983-84 (GA)
Gene McDowell	1965-66 (GA), 1967-69, 1974-84
Wayne McDuffie	1971-72 (GA), 1973, 1983-89
Bubba McGowan	1959-63
John McGregor	1968 (GA), 1969
Mark McHale	2005-06
Ken McLean	1951-52, 1963-67
Ken Meyer	1959-62
Jimmy Messinese	1954 (GA)

Pat Milligan	1987-88 (GA)
John Mooney	1975 (GA)
Roger Mosure	1975 (GA)
Ben Odum	2004-05 (GA)
Paul Odom	1955 (GA), 1956
Joe Ostaszewski	2002-03 (GA)
Mike Owens	1989-90 (GA)
Bill Parcels	1970-72
Larry Pecatiello	1970
Larry Pendleton	1973-74 (GA), 1975
Jay Perkins	1985-87 (GA)
Jim "Red" Phillips	1972-73
Donald "Deek" Pollard	1974-75
Mike Pope	1970 (GA), 1971-74
Don Powell	1959 (GA), 1964-66
Bill Proctor	1962 (GA), 1963-65
Bill Ragans	1993-95 (GA)
Vince Ragunas	1953-54
Barry Rice	1980-82 (GA)
Mark Richt	1985-86 (GA), 1987-88 (VA), 1990-2001
Gerald Riopelle	1987 (GA)
Pete Rodriguez	1974-75
Mark Salva	1990-93 (GA)
Bob Sanders	1972-73
Neil Schmidt	1964-67
Rick Schachner	1974-75
Jeff Schaum	1985 (GA)
Kent Schooffield	1976-80
Joe Scola	2011-Present (GA)
Brad Scott	1984 (GA), 1985-93
Billy Sexton	1977 (GA), 1979-06
Bill Shaw	1972-74 (GA), 1979-81
Kenneth Shipp	1959
Stan Shiver	1991-92 (GA)
Winston Siegfried	1953-54
Steve Sloan	1971
Hank Small	1972
Kirby Smart	2002-03 (GA)
Moyer Smith	1973
David Snell	1976 (GA)
Mike Spencer	1989-90 (GA)
Phil Spooner	1970
David Spurlock	2012 (GA)
David Stallworth	1992 (GA)
Jack Stanton	1973, 1976-83
Kevin Steele	2003-06
Bob Stinchcomb	1985-86 (GA)
Mark Stoops	2010-present
Chris St. John	2007-08 (GA)
Hugh Taylor	1956
Mark Thomas	1980 (GA)
Frank Toomey	1953-56
Rick Trickett	2007-present
Travis Trickett	2010 (GA)
Bob Vogt	1964-67
Frank Vohun	1976 (GA)
Will Walls	1959
Tom Wheeler	1991-92 (GA)
Bud Whitehead	1969-70
Oscar Williams	1994-95 (GA)
David Wilson	1992 (GA)
Eddie Wilson	1975
Kyle Wilson	2000-01 (GA)
Jason Woodman	2007 (GA)
Charlie Wright	1969
Gary Wyant	1966 (GA), 1967-69

Bold – Current Assistant Coaches



FOOTBALL SUPPORT STAFF

Football Office



Joy Beech
Executive Assistant to
the Head Football Coach



Daphne Williams
Administrative Assistant -
Offense and Special Teams



Nicole Lamar
Administrative Assistant
- Defense



Kali Hunter
Administrative Assistant
- Recruiting Operations



Matt Ayer
Assistant Director of
Player Personnel




Christian Sanders
Player Personnel
Assistant



Clint Purvis
Team Chaplin



Kurt Kennedy
Quality Control / Offense



Mark Nudelberg
Quality Control / Offense
and Special Teams



Mario Edwards Sr.
Director of
Player Development



Blake Snider
Student Assistant



Rhonne Sanderson
Student Assistant




John Bagnardi
Team Security

Football Operations



Carol Moore
Executive Assistant to
Football Operations



Scott Smith
Assistant to
Football Operations



Darin Kerns
Equipment Manager



Nick Clark
Assistant
Equipment Manager

Coaches Video



Craig Campanozzi
Video Director



Christian Fiero
Video Coordinator



Kevin Gadowry
Assistant Video
Coordinator



Tom Backman
Assistant Video
Coordinator

Equipment





FOOTBALL SUPPORT STAFF

Communications



Rob Wilson
Associate Athletics
Director

Marketing and Promotions



Jason Dennard
Assistant Athletics
Director for Marketing



Drew Longenecker
Assistant Director
of Marketing



Nicole Haves
Assistant Director
of Marketing



Lindsay Sparling
Marketing Assistant



Staci Sutton
Spirit Coordinator/Head
Cheerleading Coach

Facilities



Bernie Waxman
Associate Athletics
Director for Facility
Planning, Operations
and Event Management



Chuck Morris
Assistant Athletics
Director for Operations
and Event Management



Laurie Swiger
Director of Facilities



Brian Donoway
Head Groundskeeper

Ticket Office



Ben Zierden
Assistant Athletics
Director for Ticket Sales
and Operations



Jack Chatham
Director of Ticket
Operations



Michael Espada
Director of Ticket Sales

Business Office



Elizabeth Hartsock
Assistant Athletics
Director/Business
Manager




Wendy Byers
Accounting Specialist



Charla Phinney
Human Resources





Nigel Bradham – First Seminole to lead FSU in tackles three straight years since Marvin Jones (1990-92)



2011 Season In Review BY THE NUMBERS

2.35

Florida State's defense allowed just **2.35 yards per rush** in 2011, which led the nation. Overall the Seminoles ranked second in rushing defense (82.69 ypg).

4

FSU's defense finished the 2011 season **ranked fourth nationally in total defense** (275.0 ypg) and scoring defense (15.08 ppg).

7

Freshman receiver **Rashad Greene** hauled in **seven touchdown passes** in 2011. As one of the best freshman receivers in FSU history, he posted the second-most receptions (38) and receiving touchdowns (7), and third-most receiving yards (596). He ranked among the top five freshmen nationally in receiving touchdowns.

8

With defensive ends Brandon Jenkins, Bjoern Werner and Cornelius Carradine leading the way, **Florida State ranked eighth in tackles for loss and tied for eighth nationally in sacks**. The trio of Jenkins (12.0 TFLs, 8.0 sacks), Werner (11.0 TFLs, 7.0 sacks) and Carradine (8.0 TFLs, 5.5 sacks) combined for 31 tackles for loss and 20.5 sacks.

17

Greg Reid ranked 17th nationally in **punt returns while averaging 11.24 yards per return**. His 416 punt return yards led the Atlantic Coast Conference, moving his career total to 1,117 yards. Heading into 2012, he is 313 yards shy of breaking Deion Sanders' Florida State career mark (1,429).

30

Florida State extended the nation's longest current consecutive bowl participation streak. FSU's trip to the 2011 Champs Sports Bowl was its **30th consecutive appearance**.

130

PK Dustin Hopkins **extended his consecutive made PAT streak to 130**. The ACC record is 160, held by Georgia Tech's Luke Manget during the 1999-02 seasons.

196

Florida State's defense allowed just 196 points in 2011 – the fewest points allowed by an FSU defense since 2004.

579

Freshman tailback **Devonta Freeman** rushed for 579 yards on 120 carries in 2011 – the fifth-most yards in a single season by an FSU freshman running back.

84,392

A Doak Campbell Stadium record 84,392 fans turned out to watch No. 5 Florida State take on No. 1 Oklahoma on Sept. 17, 2011.

.634

Florida State's win over Notre Dame in the Champs Sports Bowl gave the Noles a 25-14-2 record in 41 bowl appearances. That's a winning percentage of .634, the sixth best nationally for any school with 15 or more bowl appearances.

2011 SEASON IN REVIEW



Shawn Powell – FSU's First Consensus All-America Punter

40.4

The percentage of punts which Florida State's **Shawn Powell** placed inside of the opponent's 20-yard line in 2011. Powell dropped 23 of his 57 punts inside the 20.

47.0

Florida State P **Shawn Powell** led the nation in punting average at 47.0 yards per punt. FSU ranked second nationally in net punting (41.3).

2011 GAME SUMMARIES

GAME 1

 LOUISIANA-MONROE	0
 (5/6) FLORIDA STATE	34

Saturday, Sept. 3, 2011 • Tallahassee, Fla.

FINAL

- Quarterback EJ Manuel spread the ball around, finding 10 different receivers while completing 22 of his 34 passes in 3 1/2 quarters of work. He finished the game with 252 yards passing, two touchdowns, one interception and 22 yards rushing.
- The Seminoles registered 372 total yards against ULM (280 passing and 92 rushing). Rodney Smith helped that by hauling in a game-best six catches for 78 yards. Bert Reed and Greg Dent (50-yd TD catch) both caught touchdown passes and Jarred Haggins became a go-to target with five catches of his own.
- Defensively, the Seminoles were nearly perfect limiting ULM and its hurry-up, no-huddle offense to just 191 yards. The Warhawks did not register over 100 yards in either rushing or passing (99 team rushing yards and 92 team passing yards).
- Middle linebacker Vince Williams had a team-high and career-best seven tackles in the shutout. Brandon Jenkins, Jeff Luc and Lamarcus Joyner had five tackles apiece as well. Joyner added an interception.
- True freshman Rashad Greene added a 28-yard touchdown in the game, too, but it came from the arm of another quarterback. Not only was the catch his first reception as a Seminole, but it was on the first pass ever thrown by backup quarterback Clint Trickett.
- Dustin Hopkins made field goals of 24 and 23 yards respectively and returner Greg Reid gained 71 yards on four punt returns for a 17.8 average.



EJ Manuel

	1	2	3	4	F
ULM	0	0	0	0	0
Florida State	7	10	7	10	34

Scoring Summary

First Quarter

04:16 FS B. Reed 9 yd pass from EJ Manuel (Hopkins kick), 5-39 2:21, ULM 0 - FS 7

Second Quarter

06:53 FS D. Hopkins 24 yd field goal, 17-87 8:00, ULM 0 - FS 10

01:09 FS G. Dent 50 yd pass from EJ Manuel (Hopkins kick), 6-84 1:59, ULM 0 - FS 17

Third Quarter

03:48 FS D. Freeman 1 yd run (Hopkins kick), 14-66 6:41, ULM 0 - FS 24

Fourth Quarter

08:35 FS D. Hopkins 23 yd field goal, 11-63 5:50, ULM 0 - FS 27

06:57 FS R. Greene 28 yd pass from C. Trickett (Hopkins kick), 1-28 0:06, ULM 0 - FS 34

TEAM STATISTICS

	ULM	FSU
FIRST DOWNS	12	21
RUSHES-YARDS (NET)	39-99	28-92
PASSING YDS (NET)	92	280
Passes Att-Comp-Int	22-12-1	35-23-1
TOTAL OFFENSE PLAYS-YARDS	61-191	63-372
Fumble Returns-Yards	0-0	0-0
Punt Returns-Yards	0-0	4-71
Kickoff Returns-Yards	5-74	1-36
Interception Returns-Yards	1-0	1-0
Punts (Number-Avg)	7-36.7	3-41.7
Fumbles-Lost	3-0	0-0
Penalties-Yards	6-58	5-32
Possession Time	29:32	30:28
Third-Down Conversions	5 of 15	8 of 14
Fourth-Down Conversions	0 of 2	1 of 1
Red-Zone Scores-Chances	0-0	4-5
Sacks By: Number-Yards	2-6	5-26
Attendance		72226

RUSHING: Louisiana Monroe-Browning, Kolton 11-28; Edwards, Jyruss 6-24; Donald, Centarius 7-16; Bailey, Mitchell 3-10; Wells, Cody 4-9; Ambrose, Luther 1-5; Washington, Monterre 4-4; Maye, Tavarese 1-3; Harper, Colby 1-1; TEAM 1-minus 1. Florida State-Chris Thompson 6-33; Devonta Freeman 7-24; EJ Manuel 8-22; Ty Jones 5-9; Debrale Smiley 1-4; Lonnie Pryor 1-0.

PASSING: Louisiana Monroe-Browning, Kolton 11-19-1-85; Wells, Cody 1-3-0-7. Florida State-EJ Manuel 22-34-1-252; Clint Trickett 1-1-0-28.

RECEIVING: Louisiana Monroe-McCall, Anthony 3-19; Hamm, Je Ron 2-22; Maye, Tavarese 2-16; Edwards, Jyruss 2-7; Leonard, Brent 1-15; Sanders, Zarrell 1-7; Kittle, Ty 1-6. Florida State-Rodney Smith 6-78; Jarred Haggins 5-28; Bert Reed 4-43; Ty Jones 2-9; Greg Dent 1-50; Rashad Greene 1-28; Kenny Shaw 1-17; Beau Reliford 1-13; Devonta Freeman 1-8; Nick O'Leary 1-6.

TACKLES (UA-A): Louisiana Monroe-Taylor, Tim 6-3; Brown, Nate 5-1; Edwards, Jason 4-1; Prelow, Darius 4-0; Newsome, Isaiah 3-1; Caldwell, Kentarius 2-2; Dorsey, Ken 2-1. Florida State-Vince Williams 3-4; Jeff Luc 3-2; Brandon Jenkins 3-2; Lamarcus Joyner 3-2; Nick Moody 3-1; Nigel Bradham 3-1; Cornelius Carradine 3-1; Telvin Smith 2-2.

GAME 2

 CHARLESTON SOUTHERN	10
 (4/5) FLORIDA STATE	62

Saturday, Sept. 10, 2011 • Tallahassee, Fla.

FINAL

- Quarterback EJ Manuel needed just 2 1/2 quarters of play to rack up 329 yards passing and a career-high four touchdowns against CSU. Manuel finished his day completing 24-of-35 passes.
- Senior wide receiver Bert Reed had his first multi-touchdown receiving game of his career. Rodney Smith also had a touchdown catch included in his five-grab, 77-yard outing and Lonnie Pryor had a scoring catch as well. Kenny Shaw added five catches for 67 yards and Christian Green had 63 yards on two catches.
- Rashad Greene caught two second-half touchdowns of 29 and 69 yards from backup quarterback Clint Trickett. It was the second and third time the duo hooked up for scores this season. Trickett finished with 148 yards on 6-of-7 passing and also ran one in for a score.
- Playing in his first game as a Seminole, running back James Wilder, Jr. had a team-high 10 carries for a game-best 76 yards.
- In total, the Seminoles generated 647 yards of offense, including 170 yards rushing and 477 yards passing. On the flip side, the Seminoles held Charleston Southern to just eight yards of offense and no first downs in the first half before allowing just 84 yards total and three first downs for the game.



Bert Reed

	1	2	3	4	F
Charleston Southern	0	0	7	3	10
Florida State	17	17	14	14	62

Scoring Summary

First Quarter

13:40 FS R. Smith 45 yd pass from EJ Manuel (Hopkins kick), 3-55 1:20, CSU 0 - FS 7

08:11 FS B. Reed 8 yd pass from EJ Manuel (Hopkins kick), 8-74 3:55, CSU 0 - FS 14

01:22 FS Hopkins 24 yd field goal, 9-50 5:07, CSU 0 - FS 17

Second Quarter

10:26 FS B. Reed 6 yd pass from EJ Manuel (Hopkins kick), 3-35 1:00, CSU 0 - FS 24

04:44 FS C. Thompson 2 yd run (Hopkins kick), 6-86 1:50, CSU 0 - FS 31

00:11 FS Hopkins 26 yd field goal, 11-44 1:46, CSU 0 - FS 34

Third Quarter

10:33 CSU LESHIN 3 yd pass from ALLEN (BROWN kick), 1-3 0:04, CSU 7 - FS 34

06:35 FS L. Pryor 14 yd pass from EJ Manuel (Hopkins kick), 9-40 3:49, CSU 7 - FS 41

00:36 FS Greene 29 yd pass from C. Trickett (Hopkins kick), 6-61 3:15, CSU 7 - FS 48

Fourth Quarter

11:38 FS Greene 69 yd pass from C. Trickett (Hopkins kick), 3-61 1:37, CSU 7 - FS 55

08:05 CSU BROWN, Andy 22 yd field goal, 7-28 3:20, CSU 10 - FS 55

02:23 FS C. Trickett 4 yd run (Hopkins kick), 12-67 5:37, CSU 10 - FS 62

TEAM STATISTICS

	CSU	FSU
FIRST DOWNS	3	29
RUSHES-YARDS (NET)	28-21	37-170
PASSING YDS (NET)	63	477
Passes Att-Comp-Int	17-9-0	42-30-1
TOTAL OFFENSE PLAYS-YARDS	45-84	79-647
Fumble Returns-Yards	0-0	0-0
Punt Returns-Yards	1-13	3-1
Kickoff Returns-Yards	6-136	3-78
Interception Returns-Yards	1-39	0-0
Punts (Number-Avg)	11-39.0	2-44.5
Fumbles-Lost	1-0	1-0
Penalties-Yards	4-50	12-84
Possession Time	25:56	34:04
Third-Down Conversions	2 of 14	7 of 11
Fourth-Down Conversions	0 of 0	0 of 0
Red-Zone Scores-Chances	2-2	7-7
Sacks By: Number-Yards	2-11	3-15
Attendance		75229

RUSHING: Charleston Southern-ALLEN, Teddy 8-17; HACKWORTH, B.J. 8-13; DAVIS, Mike 2-10; SIMMONS, Anthony 2-2; TEAM 1-minus 2; DORSEY, Tray 4-minus 4; DIXON, Malcolm 3-minus 15. Florida State-James Wilder Jr. 10-76; Bert Reed 1-35; Jermaine Thomas 4-23; Chris Thompson 6-21; Devonta Freeman 6-15; Ty Jones 4-13; EJ Manuel 2-8; Debrale Smiley 1-minus 1; Clint Trickett 3-minus 20.

PASSING: Charleston Southern-DIXON, Malcolm 7-15-0-50; ALLEN, Teddy 2-2-0-13. Florida State-EJ Manuel 24-35-1-329; Clint Trickett 6-7-0-148.

RECEIVING: Charleston Southern-DAVIS, Mike 3-39; DORSEY, Tray 2-1; DIXON, Malcolm 1-10; PERERA, Nathan 1-8; LESHIN, Carson 1-3; ALLEN, Teddy 1-2. Florida State-Rodney Smith 5-77; Kenny Shaw 5-67; Greg Dent 4-42; Devonta Freeman 3-30; Bert Reed 3-21; Rashad Greene 2-98; Christian Green 2-63; Lonnie Pryor 2-30; Jarred Haggins 2-21; Beau Reliford 1-11; Nick O'Leary 1-10; Will Tye 1-7.

TACKLES (UA-A): Charleston Southern-CAMPBELL, O'Brian 10-3; KUZDALE, Chris 5-5. Florida State-Timmy Jernigan 3-1; Terrence Brooks 3-0; Dan Hicks 3-0; Cornelius Carradine 2-1; Vince Williams 2-1; Jacobbi McDaniel 1-2; Brandon Jenkins 1-2; Toshmon Stevens 0-3.



2011 GAME SUMMARIES

GAME 3



(1/1) OKLAHOMA

23



(5/5) FLORIDA STATE

13

Saturday, Sept. 17, 2011 • Tallahassee, Fla.

FINAL

- A Doak Campbell Stadium record crowd of 84,392 turned out for the most highly-anticipated home game in 15 years, but left disappointed as No. 1 Oklahoma prevailed 23-13 against the fifth-ranked Seminoles.
- FSU's defense limited the Sooners' prolific offense to 310 yards – their lowest output in two seasons – by holding quarterback Landry Jones to 199 passing yards.
- Seminoloes Nigel Bradham and Lamarcus Joynier each came away with interceptions. Bradham and Mike Harris shared the team lead with nine tackles, while Bjoern Werner registered six stops with two tackles for loss, including a sack of Jones.
- Quarterbacks EJ Manuel and Clint Trickett were sacked six times by the Sooners' defense. Manuel was knocked out of the game in the third quarter with a shoulder injury, but Trickett rallied the 'Noles to a 13-13 deadlock with a 56-yard touchdown pass to Rashad Greene with 9:32 remaining.
- Oklahoma broke the 13-13 deadlock when Jones connected with Kenny Stills on a 37-yard TD pass with 7:00 to play. Sooners' kicker Jimmy Stevens connected on his third short field goal of the game for the final points with 2:01 to go.
- The Sooners out-gained the Seminoles 310-246 and came away with three interceptions in the hard-hitting defensive battle.
- FSU punter Shawn Powell averaged 50.2 yards on four punts, including a career-long 69-yarder. Dustin Hopkins kicked a pair of field goals, including a season-long 53-yarder.



Lamarcus Joynier

	1	2	3	4	F
Oklahoma	7	6	0	10	23
Florida State	3	0	3	7	13

Scoring Summary

First Quarter

08:35 OU L. Jones 1 yd run (J. Stevens kick), 15-80 6:25, OU 7 - FS 0
 02:42 FS D. Hopkins 53 yd field goal, 11-40 5:49, OU 7 - FS 3

Second Quarter

04:32 OU J. Stevens 21 yd field goal, 8-63 3:45, OU 10 - FS 3
 00:00 OU J. Stevens 29 yd field goal, 4-9 1:19, OU 13 - FS 3

Third Quarter

00:53 FS D. Hopkins 46 yd field goal, 8-50 3:28, OU 13 - FS 6

Fourth Quarter

09:32 FS Greene 56 yd pass from C. Trickett (Hopkins kick), 3-38 1:57, OU 13 - FS 13
 07:00 OU K. Stills 37 yd pass from L. Jones (J. Stevens kick), 8-83 2:28, OU 20 - FS 13
 02:01 OU J. Stevens 31 yd field goal, 8-32 3:33, OU 23 - FS 13

TEAM STATISTICS

	OU	FSU
FIRST DOWNS	20	16
RUSHES-YARDS (NET)	39-111	26-27
PASSING YDS (NET)	199	219
Passes Att-Comp-Int	27-18-2	34-20-3
TOTAL OFFENSE PLAYS-YARDS	66-310	60-246
Fumble Returns-Yards	0-0	0-0
Punt Returns-Yards	2-7	1-0
Kickoff Returns-Yards	2-35	5-97
Interception Returns-Yards	3-81	2-0
Punts (Number-Avg)	4-46.2	4-50.2
Fumbles-Lost	1-0	0-0
Penalties-Yards	7-60	6-57
Possession Time	28:44	31:16
Third-Down Conversions	4 of 12	5 of 13
Fourth-Down Conversions	0 of 0	0 of 1
Red-Zone Scores-Chances	4-5	0-1
Sacks By: Number-Yards	6-37	1-7
Attendance		*84392

*Doak Campbell Stadium record attendance set at 84,392.

RUSHING: Oklahoma-Whaley, Dom 21-71; Clay, Brennan 12-52; Millard, Trey 1-2; TEAM 2-minus 4; Hanna, James 3-minus 10. Florida State-EJ Manuel 8-49; Ty Jones 4-15; Devonta Freeman 3-3; Lonnie Pryor 1-minus 5; Chris Thompson 5-minus 9; Clint Trickett 5-minus 26.
PASSING: Oklahoma-Jones, Landry 18-27-2-199. Florida State-EJ Manuel 13-19-2-85; Clint Trickett 7-15-1-134.
RECEIVING: Oklahoma-Stills, Kenny 7-125; Broyles, Ryan 7-55; Clay, Brennan 2-minus 1; Millard, Trey 1-17; Hanna, James 1-3. Florida State-Jarred Haggins 4-45; Rashad Greene 3-70; Beau Reliford 3-30; Chris Thompson 3-17; Kenny Shaw 2-22; Nick O'Leary 2-10; Rodney Smith 1-16; Ty Jones 1-6; Greg Dent 1-3.
TACKLES (JA-A): Oklahoma-Lewis, Travis 7-1; Jefferson, Tony 7-1; Wort, Tom 4-4; Lewis, Ronnell 5-2; Harris, Javon 3-0; Alexander, Fran 1-2. Florida State-Mike Harris 7-2; Nigel Bradham 3-6; Lamarcus Joynier 3-5; Christian Jones 2-6; Bjoern Werner 5-1; Vince Williams 3-3; Terrance Parks 1-5; Brandon Jenkins 5-0; Everett Dawkins 1-2.

GAME 4



(11/14) FLORIDA STATE

30




(21/22) CLEMSON

35

Saturday, Sept. 24, 2011 • Clemson, S.C.

FINAL

- Florida State fell victim to a plethora of penalties and third-down defensive deficiencies in Death Valley and Clemson withstood a late rally to earn the 35-30 win.
- The No. 11 Seminoles (2-2, 0-1) allowed the No. 21 Tigers (4-0, 1-0) to convert nine of their 17 third-down attempts while committing 11 penalties for 124 yards.
- Without the services of injured starter EJ Manuel (left shoulder) at quarterback, redshirt freshman Clint Trickett made the first start of his career in perhaps the ACC's most hostile environment at Memorial Stadium.
- Trickett did not look anything like a rookie. He finished the day with an impressive 24-of-38 passing mark for 336 yards and three touchdowns.
- For the game, Clemson out-gained FSU 443 yards to 365 but those numbers did not matter. What mattered was that the Tigers committed just five penalties for 50 yards and held the 'Noles to just 3-of-10 on third-down conversions.
- Rashad Greene had a team-high eight catches for 98 yards and one touchdown, Christian Green had seven receptions for 77 yards and Rodney Smith added 118 yards and one touchdown on four catches.
- Defensively, Mike Harris had 11 tackles, Nigel Bradham had nine and Christian Jones had seven. Bjoern Werner had a fumble return for a touchdown in the third quarter.



Clint Trickett

	1	2	3	4	F
Florida State	10	0	7	13	30
Clemson	14	7	7	7	35

Scoring Summary

First Quarter

10:23 FS D. Hopkins 32 yd field goal, 9-67 4:37, FS 3 - CU 0
 07:47 CU Watkins 24 yd pass from BOYD (Catanzaro kick), 7-80 2:36, FS 3 - CU 7
 01:54 CU Boyd 1 yd run (CATANZARO kick), 8-77 3:35, FS 3 - CU 14
 00:14 FS Smith 57 yd pass from C. Trickett (D. Hopkins kick), 5-71 1:34, FS 10 - CU 14

Second Quarter

11:31 CU Allen 12 yd pass from BOYD (Catanzaro kick), 9-79 3:37, FS 10 - CU 21

Third Quarter

13:40 FS B. Werner 25 yd fumble recovery (D. Hopkins kick), FS 17 - CU 21
 03:03 CU Ellington 1 yd run (Catanzaro kick), 11-70 5:08, FS 17 - CU 28

Fourth Quarter

14:55 FS Greene 30 yd pass from C. Trickett (pass failed), 7-80 2:52, FS 23 - CU 28
 13:06 CU Watkins 62 yd pass from Boyd (Catanzaro kick), 6-80 1:49, FS 23 - CU 35
 07:21 FS K. Shaw 9 yd pass from C. Trickett (D. Hopkins kick), 4-78 1:20, FS 30 - CU 35

TEAM STATISTICS

	FSU	CU
FIRST DOWNS	19	26
RUSHES-YARDS (NET)	15-29	50-99
PASSING YDS (NET)	336	344
Passes Att-Comp-Int	38-24-1	35-22-0
TOTAL OFFENSE PLAYS-YARDS	53-365	85-443
Fumble Returns-Yards	1-25	0-0
Punt Returns-Yards	0-0	2-29
Kickoff Returns-Yards	3-89	1-21
Interception Returns-Yards	0-0	1-4
Punts (Number-Avg)	5-42.8	3-36.3
Fumbles-Lost	2-0	2-1
Penalties-Yards	11-124	5-50
Possession Time	22:53	37:07
Third-Down Conversions	3 of 10	9 of 17
Fourth-Down Conversions	0 of 1	0 of 2
Red-Zone Scores-Chances	2-2	3-4
Sacks By: Number-Yards	2-14	2-18
Attendance		82000

RUSHING: Florida State-Chris Thompson 11-36; Clint Trickett 4-minus 7. Clemson-ELLINGTON 23-71; BOYD 16-19; WATKINS 3-13; McDOWELL 2-6; BELLAMY 2-minus 1; TEAM 4-minus 9.
PASSING: Florida State-Clint Trickett 24-38-1-336. Clemson-BOYD 22-35-0-344.
RECEIVING: Florida State-Rashad Greene 8-98; Christian Green 7-77; Rodney Smith 4-118; Nick O'Leary 3-23; Kenny Shaw 2-20. Clemson-WATKINS 7-141; HOPKINS 5-78; ALLEN 4-67; ELLINGTON 2-7; BRYANT 1-33; JA. BROWN 1-13; HUMPHRIES 1-6; B. THOMAS 1-minus 1.
TACKLES (JA-A): Florida State-Mike Harris 6-5; Nigel Bradham 4-4; Christian Jones 4-3; Terrance Parks 3-3; Xavier Rhodes 4-1; Everett Dawkins 3-2; Cornelius Carradine 3-2; Vince Williams 3-2; Lamarcus Joynier 2-3; Timmy Jernigan 3-1; Anthony McCloud 2-2; Bjoern Werner 3-0; Cameron Erving 3-0; Brandon Jenkins 2-1; Dan Hicks 1-2. Clemson-BREELAND 7-0; HALL 3-3; HAWKINS 3-2; BREWER 3-1; SENSABAUGH 3-1; MOORE 1-3.

2011 GAME SUMMARIES

GAME 5

 (23/22) FLORIDA STATE	30
 WAKE FOREST	35

Saturday, Oct. 8, 2011 • Winston-Salem, N.C.

FINAL

- The Seminoles lost their third consecutive game of the season falling 35-30 to the Demon Deacons in a contest that was similar to the team's performance two weeks previous at Clemson.
- Blame penalties (13 of them for 109 yards), defensive struggles (second-straight game allowing 35 points and costly third-down conversions) and five turnovers (four interceptions and one fumble) for the loss.
- On a day lacking many bright spots, Rashad Greene did his best to help prevent that Demon Deacon milestone. The true freshman wide receiver had career highs in catches (12) and yards (164) and continued his season-long streak of catching at least one touchdown in every game.
- Clint Trickett got the start at quarterback over the not-quite-healthy EJ Manuel but was yanked late in the second quarter after two interceptions and a fumble. Trickett finished the day with just two completions for 29 yards while Manuel passed for 286 yards, two touchdowns and two interceptions of his own.
- With Manuel providing a bit of a spark, the FSU offense actually out-gained Wake Forest 425 to 391.
- Christian Green had a career-high 102 yards receiving and the ground game showed signs of life, registering 110 yards including touchdown runs by James Wilder and Ty Jones.



Rashad Greene

	1	2	3	4	F
Florida State	7	7	3	13	30
Wake Forest	3	13	9	10	35

Scoring Summary

First Quarter

07:37 WF Newman, J 27 yd field goal, 6-21 1:57, FS 0 - WF 3
03:00 FS J. Wilder Jr. 3 yd run (D. Hopkins kick), 10-80 4:37, FS 7 - WF 3

Second Quarter

12:38 WF Davis 30 yd pass from Campanaro (kick blocked), 2-70 0:28, FS 7 - WF 9
01:57 WF Givens, C 22 yd pass from Price, T (Newman, J kick), 4-38 1:25, FS 7 - WF 16
00:54 FS Greene 46 yd pass from EJ Manuel (Hopkins kick), 6-88 0:54, FS 14 - WF 16

Third Quarter

14:14 WF TEAM safety, FS 14 - WF 18
09:11 WF Bohanon, T 2 yd pass from Price, T (Newman kick), 5-78 1:59, FS 14 - WF 25
07:23 FS D. Hopkins 40 yd field goal, 8-45 1:43, FS 17 - WF 25

Fourth Quarter

14:50 WF Davis, T 8 yd pass from Price, T (Newman, J kick), 9-71 3:24, FS 17 - WF 32
12:37 FS T. Jones 3 yd run (D. Hopkins kick), 7-71 2:07, FS 24 - WF 32
06:27 WF Newman, J 32 yd field goal, 11-54 6:05, FS 24 - WF 35
00:54 FS K. Shaw 2 yd pass from EJ Manuel (Pass failed), 12-89 3:07, FS 30 - WF 35

TEAM STATISTICS

	FSU	WF
RUSHES-YARDS (NET)	27-110	38-128
PASSING YDS (NET)	315	263
Passes Att-Comp-Int	46-25-4	36-22-0
TOTAL OFFENSE PLAYS-YARDS	73-425	74-391
Fumble Returns-Yards	0-0	0-0
Punt Returns-Yards	5-51	1-4
Kickoff Returns-Yards	5-117	5-99
Interception Returns-Yards	0-0	4-78
Punts (Number-Avg)	3-46.3	7-37.1
Fumbles-Lost	2-1	0-0
Penalties-Yards	13-109	10-87
Possession Time	27:37	32:23
Third-Down Conversions	4 of 10	4 of 15
Fourth-Down Conversions	0 of 0	1 of 1
Red-Zone Scores-Chances	3-3	4-5
Sacks By: Number-Yards	4-34	2-17
Attendance		33116

RUSHING: Florida State-Devonta Freeman 5-37; Ty Jones 6-30; Clint Trickett 2-19; Jermaine Thomas 7-19; James Wilder Jr. 2-9; Rashad Greene 1-3; Chris Thompson 1-2; EJ Manuel 3-minus 9. **Wake Forest**-Harris, J 13-136; Pendergrass, B 13-44; Demby, D 1-minus 1; Bohanon, T 2-minus 1; Givens, C 1-minus 3; TEAM 3-minus 4; Jackson, L 1-minus 9; Price, T 4-minus 34.

PASSING: Florida State-EJ Manuel 19-35-2-286; Clint Trickett 6-11-2-29. **Wake Forest**-Price, T 21-35-0-233; Campanaro, M 1-1-0-30.

RECEIVING: Florida State-Rashad Greene 12-163; Christian Green 4-102; Rodney Smith 4-36; Ty Jones 2-2; Greg Dent 1-15; Kenny Shaw 1-2; Devonta Freeman 1-minus 5. **Wake Forest**-Givens, C 6-101; Campanaro, M 4-60; Demby, D 4-24; Davis, T 2-38; Bohanon, T 2-17; Pendergrass, B 2-14; Harris, J 2-9.

TACKLES (UA-A): Florida State-Brandon Jenkins 4-2; Telvin Smith 3-3; Terrance Parks 5-0; Xavier Rhodes 4-1; Christian Jones 4-1; Everett Dawkins 3-2; Nigel Bradham 4-0; Bjoern Werner 4-0; Cornelius Carradine 2-2; Lamarcus Joyner 2-1; Anthony McCloud 2-1; Timmy Jernigan 1-2; Cameron Erving 1-2. **Wake Forest**-Noel, M 7-1; Whitlock, N 4-3; Quarles, C 3-4; Bush, J 4-2; Marshall, AJ 3-3; Jackson, J 3-2; Olson, M 1-4; Ehrmann, J 3-1; Okoro, K 3-1; Wilber, K 3-1; Haynes, R 0-3.

GAME 6

 FLORIDA STATE	41
 DUKE	16

Saturday, Oct. 15, 2011 • Durham, N.C.

FINAL

- EJ Manuel threw for 239 yards and two touchdowns to help Florida State beat Duke 41-16 to give the Seminoles their first win in a month. Manuel had three completions of at least 50 yards in the first quarter including a perfectly thrown 50-yard scoring toss to Rodney Smith. Manuel followed with a 51-yard throw out of his own end zone to Kenny Shaw on the next drive, which ended with Devonta Freeman's 10-yard touchdown run that helped the 'Noles jump ahead 24-3 barely a minute into the second quarter.
- FSU had just 428 yards rushing through its first five games but more than doubled that at Wallace Wade Stadium with 242 yards on the ground. Freeman was the star of the ground game finishing with 109 yards on 19 carries. With Manuel at the helm, Florida State racked up 481 yards of offense while the defense held Duke to 289 yards.
- Manuel also ran for 62 yards and a pair of touchdowns. His 3-yard scoring pass to Nick O'Leary midway through the third quarter gave Florida State its largest lead at 34-3. He answered a pair of touchdowns from the Blue Devils by scoring on a 6-yard keeper with 9:49 left to make it 41-16, giving the Seminoles at least 40 points in all seven trips to Durham.
- Nigel Bradham led the 'Noles with eight tackles and Mike Harris had seven. As a team, FSU registered 10 tackles for loss as Telvin Smith recorded two of those stops for negative yardage.
- Dustin Hopkins kicked two field goals (27 yarder, 48 yarder) and went 4-of-4 on PAT's including his 110th consecutive to break the all-time record at FSU set by Derek Schmidt.



Devonta Freeman

	1	2	3	4	F
Florida State	17	10	7	7	41
Duke	3	0	0	13	16

Scoring Summary

First Quarter

11:00 FS D. Hopkins 27 yd field goal, 6-15 1:57, FS 3 - DU 0
08:24 DU Snyderwine, W 38 yd field goal, 6-40 2:36, FS 3 - DU 3
07:50 FS EJ Manuel 1 yd run (D. Hopkins kick), 2-60 0:26, FS 10 - DU 3
03:01 FS R. Smith 50 yd pass from EJ Manuel (D. Hopkins kick), 4-64 1:57, FS 17 - DU 3

Second Quarter

13:48 FS D. Freeman 10 yd run (Dustin Hopkins kick), 7-95 3:04, FS 24 - DU 3
00:00 FS D. Hopkins 48 yd field goal, 5-8 0:43, FS 27 - DU 3

Third Quarter

08:26 FS N. O'Leary 3 yd pass from EJ Manuel (D. Hopkins kick), 9-52 4:35, FS 34 - DU 3

Fourth Quarter

14:23 DU Thompson, J 1 yd run (Snyderwine, W kick), 13-44 4:52, FS 34 - DU 10
12:38 DU Helfet 5 yd pass from Renfree (Renfree pass failed), 6-45 1:42, FS 34 - DU 16
09:49 FS EJ Manuel 6 yd run (Dustin Hopkins kick), 5-39 2:47, FS 41 - DU 16

TEAM STATISTICS

	FSU	DUKE
FIRST DOWNS	19	15
RUSHES-YARDS (NET)	45-242	27-63
PASSING YDS (NET)	239	226
Passes Att-Comp-Int	14-9-0	43-26-1
TOTAL OFFENSE PLAYS-YARDS	59-481	70-289
Fumble Returns-Yards	0-0	0-0
Punt Returns-Yards	4-40	0-0
Kickoff Returns-Yards	3-26	3-53
Interception Returns-Yards	1-0	0-0
Punts (Number-Avg)	2-39.0	5-53.2
Fumbles-Lost	3-2	2-1
Penalties-Yards	5-59	3-24
Possession Time	28:41	31:19
Third-Down Conversions	5 of 9	5 of 17
Fourth-Down Conversions	0 of 0	3 of 5
Red-Zone Scores-Chances	5-6	3-3
Sacks By: Number-Yards	5-30	2-19
Attendance		24687

RUSHING: Florida State-Devonta Freeman 19-109; EJ Manuel 11-62; Jermaine Thomas 4-28; Lonnie Pryor 4-16; James Wilder Jr. 3-13; Christian Green 2-11; Avis Comback 1-3; Ty Jones 1-0. **Duke**-Scott, D 10-66; Hollingsworth 4-21; Thompson, J 6-1; Renfree, S 7-minus 25.

PASSING: Florida State-EJ Manuel 9-14-0-239. **Duke**-Renfree, S 26-43-1-226.

RECEIVING: Florida State-Rodney Smith 2-61; Kenny Shaw 2-58; Greg Dent 2-48; Christian Green 1-59; Devonta Freeman 1-10; Nick O'Leary 1-3. **Duke**-Vernon, C 6-88; Helfet, C 6-50; Braxton, B 3-24; Hollingsworth 3-18; Watkins, T 2-16; Scott, D 2-2; Thompson, J 1-14; Holliday, B 1-9; Varner, D 1-6; Crowder, J 1-minus 1.

TACKLES (UA-A): Florida State-Nigel Bradham 6-2; Mike Harris 5-2; Xavier Rhodes 5-0; Greg Reid 3-2; Lamarcus Joyner 4-0; Telvin Smith 3-1; Terrance Parks 3-0; Vince Williams 2-1; Terrence Brooks 2-1; Anthony McCloud 2-1; Cameron Erving 0-3. **Duke**-Daniels, M 9-5; Brown, Ke 6-4; Cauty, W 2-8; Foux, J 3-2; Gamble, A 3-1; Byas, J 2-2; Sarmiento, S 2-2; Hatcher, C 0-3; DeValt-Ordjio 0-3; Greene, Z 2-0; Cockrell, R 1-1; Young-Wiseman 1-1; Foster, T 1-0; Renfree, S 1-0; Braxton, B 1-0; Hazellon, C 0-1; Johnson, D 0-1.



2011 GAME SUMMARIES

GAME 7



MARYLAND

16



FLORIDA STATE

41

Saturday, Oct. 22, 2011 • Tallahassee, Fla.

FINAL

- A balanced offense and bothersome defense helped the Florida State football team return home in style with a 41-16 win over Maryland.
- Playing inside Doak Campbell Stadium for the first time in more than a month, FSU (4-3, 2-2 Atlantic Coast Conference) racked up 482 yards of offense and registered a season-high six sacks of Terrapin (2-5, 1-3) quarterbacks C.J. Brown and Danny O'Brien.
- Quarterback EJ Manuel helped the 'Noles earn their second-straight win with his 264 yards and one touchdown on 18-of-26 passing before the dynamic duo of rookie Devonta Freeman and senior Jermaine Thomas took over in the second half. Thomas had played sparingly and his fresh legs propelled him to 86 yards rushing and one score.
- Starting for the first time as a Seminole, Freeman finished with 100 yards rushing and one score on just 11 carries. It was the second game in a row that the versatile runner had hit the 100-yard mark, which made him the first FSU freshman to accomplish such a feat since Chris Parker did so in 1988.
- Sophomore Kenny Shaw grabbed a game- and career-best six catches with one score. Bert Reed added 76 yards on a season-high five catches and Rodney Smith had 64 yards through the air.
- Sophomore linebacker Telvin Smith had a career-best two of FSU's six sacks on the day and Bjoern Werner once again lived in the offensive backfield as he registered a sack of his own.



Kenny Shaw

	1	2	3	4	F
Maryland	0	3	7	6	16
Florida State	14	3	7	17	41

Scoring Summary

First Quarter

12:12 FS EJ Manuel 7 yd run (D. Hopkins kick), 7-62 2:48, MD 0 - FS 7
 04:45 FS K. Shaw 26 yd pass from EJ Manuel (D. Hopkins kick), 8-90 3:31, MD 0 - FS 14

Second Quarter

02:35 FS D. Hopkins 38 yd field goal, 8-52 3:22, MD 0 - FS 17
 00:00 MD Ferrara 23 yd field goal, 14-75 2:35, MD 3 - FS 17

Third Quarter

07:40 FS J. Thomas 35 yd run (D. Hopkins kick), 5-72 1:50, MD 3 - FS 24
 03:31 MD O'Brien 5 yd run (Ferrara kick), 6-80 4:09, MD 10 - FS 24

Fourth Quarter

10:16 FS D. Hopkins 24 yd field goal, 11-63 4:36, MD 10 - FS 27
 05:57 FS D. Freeman 41 yd run (D. Hopkins kick), 5-60 2:47, MD 10 - FS 34
 00:47 FS D. Smiley 1 yd run (D. Hopkins kick), 9-51 4:41, MD 10 - FS 41
 00:05 MD Leak 15 yd pass from O'Brien (Ferrara kick failed), 3-63 0:36, MD 16 - FS 41

TEAM STATISTICS

	MD	FSU
FIRST DOWNS	18	25
RUSHES-YARDS (NET)	37-59	44-218
PASSING YDS (NET)	272	264
Passes Att-Comp-Int	38-20-0	26-18-1
TOTAL OFFENSE PLAYS-YARDS	75-331	70-482
Fumble Returns-Yards	0-0	0-0
Punt Returns-Yards	2-13	3-8
Kickoff Returns-Yards	6-125	2-62
Interception Returns-Yards	1-0	0-0
Punts (Number-Avg)	10-34.4	3-53.7
Fumbles-Lost	1-0	1-0
Penalties-Yards	7-59	8-54
Possession Time	27:41	32:19
Third-Down Conversions	8 of 18	7 of 13
Fourth-Down Conversions	0 of 0	0 of 0
Red-Zone Scores-Chances	3-3	4-5
Sacks By: Number-Yards	4-34	6-53
Attendance		72697

RUSHING: Florida State-Devonta Freeman 11-100; Jermaine Thomas 9-86; James Wilder Jr. 6-28; Debrale Smiley 3-8; Lonnie Pryor 1-3; EJ Manuel 12-0; TEAM 2-minus 7. Maryland-Meggett 11-44; Pickett 8-28; McCree 3-10; Brown 10-0; O'Brien 5-minus 23.

PASSING: Florida State-EJ Manuel 18-26-1-264. Maryland-Brown 11-19-0-92; O'Brien 9-18-0-180; TEAM 0-1-0-0.

RECEIVING: Florida State-Kenny Shaw 6-65; Bert Reed 5-76; Rodney Smith 3-64; Christian Green 2-30; Jermaine Thomas 1-25; Devonta Freeman 1-4. Maryland-McCree 9-177; Leak 8-61; Furstenburg 1-21; Tyler 1-9; Meggett 1-4.

TACKLES (UA-A): Florida State-Nigel Bradham 6-1; Vince Williams 4-3; Mike Harris 6-0; Xavier Rhodes 5-1; Christian Jones 3-2; Telvin Smith 3-1; Nick Moody 2-2; Brandon Jenkins 2-2; Terrance Parks 2-2; Cornelius Carradine 1-3; Greg Reid 3-0; Bjoern Werner 2-1; Lamarus Joyner 1-2; Timmy Jernigan 0-3. Maryland-Till 6-2; Goree 5-2; Drakeford 6-0; Rowson 4-1; Franklin 2-3; McDougle 3-1; Francis 3-1; Mackall 3-0; Chism 3-0; Bowers 2-1; Hughes 2-1; Vellano 2-1; Hampton 2-0; Hendy 2-0; Boykins 2-0; Kilgo 1-1; Whitfield 1-1; J. Johnson 1-0; Blue 0-1.

GAME 8



NC STATE

0



FLORIDA STATE

34

Saturday, Oct. 29, 2011 • Tallahassee, Fla.

FINAL

- EJ Manuel threw for 321 yards and two touchdowns to lead Florida State to a 34-0 win over NC State.
- Florida State led 24-0 at halftime and intercepted NC State quarterback Mike Glennon twice en route to its first shutout of the season.
- Manuel completed 25-of-34 passes and connected on scoring plays of 20 yards to Kenny Shaw and 26 yards to Greg Dent.
- Lonnie Pryor and Devonta Freeman scored on short runs and Dustin Hopkins chipped in with two field goals for the Seminoles, who bounced back from an early-season, three-game losing streak with three straight wins.
- NC State managed only 166 yards on offense while suffering its first shutout since the 2008 season opener.
- The Seminoles rolled up 444 yards and 23 first downs in the game.
- Florida State's offense produced 249 yards before halftime while its defense limited NC State to 106 yards.
- Manuel sizzled in the first half completing 17 of 22 for 212 yards and a touchdown throw to Shaw.
- FSU forced two interceptions -- one by Xavier Rhodes and another by Vince Williams -- and one fumble that was forced by Christian Jones and recovered by Timmy Jernigan. Jones wound up as the leading tackler for the 'Noles with nine total stops and a sack. Mike Harris added eight tackles and a sack and Jernigan had a sack to go along with his five tackles.



Christian Jones

	1	2	3	4	F
NC State	0	0	0	0	0
Florida State	10	14	0	10	34

Scoring Summary

First Quarter

08:46 FS D. Freeman 7 yd run (D. Hopkins kick), 2-39 0:44, ST 0 - FS 7
 01:37 FS D. Hopkins 43 yd field goal, 10-45 4:20, ST 0 - FS 10

Second Quarter

06:57 FS L. Pryor 8 yd run (D. Hopkins kick), 8-66 3:35, ST 0 - FS 17
 00:54 FS K. Shaw 20 yd pass from EJ Manuel (D. Hopkins kick), 8-74 1:22, ST 0 - FS 24

Fourth Quarter

08:56 FS D. Hopkins 39 yd field goal, 4-7 1:35, ST 0 - FS 27
 04:28 FS G. Dent 26 yd pass from EJ Manuel (D. Hopkins kick), 5-72 2:53, ST 0 - FS 34

TEAM STATISTICS

	NCSU	FSU
FIRST DOWNS	12	23
RUSHES-YARDS (NET)	28-36	37-123
PASSING YDS (NET)	130	321
Passes Att-Comp-Int	34-19-2	34-25-1
TOTAL OFFENSE PLAYS-YARDS	62-166	71-444
Fumble Returns-Yards	0-0	1-12
Punt Returns-Yards	1-1	3-37
Kickoff Returns-Yards	6-107	0-0
Interception Returns-Yards	1-3	2-7
Punts (Number-Avg)	7-40.6	3-41.3
Fumbles-Lost	1-1	1-0
Penalties-Yards	3-20	5-42
Possession Time	27:39	32:21
Third-Down Conversions	7 of 16	4 of 10
Fourth-Down Conversions	0 of 0	0 of 0
Red-Zone Scores-Chances	0-0	3-3
Sacks By: Number-Yards	3-7	4-29
Attendance		80849

RUSHING: Florida State-Jermaine Thomas 11-48; Lonnie Pryor 5-26; James Wilder Jr. 5-19; Devonta Freeman 7-17; EJ Manuel 8-11; Chad Abram 1-2. NC State-James Washington 13-35; Tony Creecy 10-27; Mike Glennon 3-minus 8; TEAM 1-minus 9; Tyler Brosius 1-minus 9.

PASSING: Florida State-EJ Manuel 25-34-1-321. NC State-Mike Glennon 19-34-2-130; TEAM 0-0-0-0; Tyler Brosius 0-0-0-0.

RECEIVING: Florida State-Kenny Shaw 7-57; Jermaine Thomas 5-53; Bert Reed 5-49; Greg Dent 3-70; Rodney Smith 2-18; Christian Green 1-32; Nick O'Leary 1-25; Devonta Freeman 1-17. NC State-T.J. Graham 5-39; Tobais Palmer 4-35; George Bryan 3-17; James Washington 2-15; Bryan Underwood 2-6; Jay Smith 1-9; Steven Howard 1-6; Tyler Purvis 1-3.

TACKLES (UA-A): Florida State-Christian Jones 5-4; Mike Harris 6-2; Timmy Jernigan 3-2; Telvin Smith 2-3; Nick Moody 4-0; Greg Reid 3-1; Vince Williams 1-3. NC State-Audie Cole 9-1; Earl Wolf 6-1; Terrell Manning 5-1; Markus Kuhn 4-1; Rashard Smith 4-0; J.R. Sweezy 2-2; Dwayne Maddox 2-2; Art Norman 3-0; Wayne Crawford 2-1; C.J. Wilson 2-1; T.Y. McGill 1-2.

2011 GAME SUMMARIES

GAME 9

 FLORIDA STATE	38
 BOSTON COLLEGE	7

Thursday, Nov. 3, 2011 • Chestnut Hill, Mass. **FINAL**

- Florida State clinched the program's 30th consecutive bowl appearance after defeating Boston College 38-7 on a Thursday night in Chestnut Hill, Mass.
- EJ Manuel threw for one touchdown and ran for another to lead the Seminoles.
- The Seminoles' defense held the Eagles to just 207 yards of offense and a 5-of-15 mark on third-down conversions.
- Manuel completed 12 of 16 passes for 180 yards and ran 16 times for 37 yards to help Florida State (6-3, 4-2 Atlantic Coast Conference) open a 28-0 halftime lead and coast to its fourth consecutive victory.
- Devonta Freeman ran for 62 yards and two touchdowns while Nick O'Leary caught three passes for a career-high 87 yards as Florida State did most of its damage with touchdowns on three straight possessions in the first half.
- The Seminoles forced four turnovers -- two fumbles and interceptions by Bjoern Werner and Telvin Smith. Nigel Bradham finished with a team-high seven tackles and 2.5 tackles for loss. Terrance Parks added six tackles and Anthony McCloud had five stops and a tackle for loss.



GAME 10

 MIAMI	19
 FLORIDA STATE	23

Saturday, Nov. 12, 2011 • Tallahassee, Fla. **FINAL**

- Greg Reid scored on an 83-yard punt return and Dustin Hopkins kicked three field goals to lead Florida State to a 23-19 win over longtime nemesis Miami.
- Florida State (7-3, 5-2 Atlantic Coast Conference) led 17-7 at the half and held Miami to its lowest scoring total of the season. The Hurricanes had scored at least 21 points in each of their previous nine games.
- Florida State won its fifth straight game since an early-season three-game slide knocked it out of the rankings and a possibility at an ACC championship.
- Senior Shawn Powell averaged 54.8 yards-per-punt on five kicks which included two 60 yarders and two punts downed inside the 20.
- Starting in his first game against Miami, EJ Manuel threw for 196 yards on 17-of-23 passing with one touchdown.
- Christian Green hauled in four catches for 55 yards. Bert Reed also grabbed three passes for 45 yards and Rodney Smith had a 21-yard touchdown reception.
- Devonta Freeman caught three passes for 21 yards and ran the ball 16 times for 76 yards.
- Nigel Bradham added a game-best 10 tackles, half a tackle for loss, a fumble recovery and forced fumble. Greg Reid, Xavier Rhodes and Christian Jones each had five tackles apiece and Lamarcus Joyner had an interception. FSU forced three turnovers and did not commit any of its own.



Greg Reid

	1	2	3	4	F
Florida State	7	21	3	7	38
Boston College	0	0	7	0	7

Scoring Summary

First Quarter	
09:07	FS B. Reed 8 yd pass from EJ Manuel (Hopkins kick), 2-2 1:01, FS 7 - BC 0
Second Quarter	
13:09	FS D. Freeman 12 yd run (D. Hopkins kick), 7-56 3:18, FS 14 - BC 0
10:24	FS EJ Manuel 1 yd run (D. Hopkins kick), 4-70 1:14, FS 21 - BC 0
04:51	FS D. Freeman 3 yd run (D. Hopkins kick), 9-57 3:34, FS 28 - BC 0
Third Quarter	
09:56	BC Swigert,B 12 yd pass from Rettig,C (Freese,N kick), 6-26 3:07, FS 28 - BC 7
04:43	FS D. Hopkins 47 yd field goal, 6-31 2:20, FS 31 - BC 7
Fourth Quarter	
10:16	FS L. Pryor 1 yd run (D. Hopkins kick), 6-36 3:09, FS 38 - BC 7

TEAM STATISTICS	FSU	BC
FIRST DOWNS	18	10
RUSHES-YARDS (NET)	41-127	39-94
PASSING YDS (NET)	180	113
Passes Att-Comp-Int	16-12-0	20-12-2
TOTAL OFFENSE PLAYS-YARDS	57-307	59-207
Fumble Returns-Yards	0-0	0-0
Punt Returns-Yards	2-0	1-10
Kickoff Returns-Yards	1-20	4-80
Interception Returns-Yards	2-13	0-0
Punts (Number-Avg)	4-49.0	7-33.6
Fumbles-Lost	2-1	3-2
Penalties-Yards	3-15	5-40
Possession Time	28:30	31:30
Third-Down Conversions	4 of 10	5 of 15
Fourth-Down Conversions	0 of 1	2 of 2
Red-Zone Scores-Chances	5-6	1-2
Sacks By: Number-Yards	1-3	2-13
Attendance		38729

RUSHING: Florida State-Devonta Freeman 12-62; EJ Manuel 16-37; Lonnie Pryor 6-19; James Wilder Jr. 4-5; Ty Jones 3-4. Boston College-Finch,R 28-59; Bordner,J 7-45; Elliott,D 1-3; Davenport,T 1-1; Rettig,C 1-minus 3; Team 1-minus 11.

PASSING: Florida State-EJ Manuel 12-16-0-180. Boston College-Rettig,C 11-18-1-76; Bordner,J 1-2-1-37.

RECEIVING: Florida State-Nick O'Leary 3-87; Bert Reed 3-35; Lonnie Pryor 3-26; Devonta Freeman 2-14; Rodney Smith 1-187. Boston College-Swigert,B 3-61; Lammond,C 3-26; Finch,R 3-8; Amidon,A 2-13; Coleman,J 1-5.

TACKLES (UA-A): Florida State-Nigel Bradham 6-1; Terrance Parks 6-0; Anthony McCloud 4-1; Telvin Smith 4-0; Cameron Erving 3-1; Vinco Williams 2-2; Jeff Luc 2-2; Lamarcus Joyner 3-0; Karlos Williams 2-1; Christian Jones 2-1; Timmy Jernigan 2-1. Boston College-Kuechly,L 12-8; Divitto, S 5-1; Appiah,D 3-3; Duggan,S 2-3; Rositano, S 3-1; Asprilla,M 3-0; Sylvia,S 2-1; Hughes,H 1-2.

	1	2	3	4	F
Miami	0	7	0	12	19
Florida State	3	14	3	3	23

Scoring Summary

First Quarter	
00:45	FS D. Hopkins 37 yd field goal, 4-9 2:00, UM 0 - FS 3
Second Quarter	
07:53	UM C. Walford 2 yd pass from J. Harris (J. Wielewack kick), 9-47 4:26, UM 7 - FS 3
04:42	FS R. Smith 21 yd pass from EJ Manuel (Hopkins kick), 6-66 3:05, UM 7 - FS 10
00:51	FS G. Reid 83 yd punt return (D. Hopkins kick), UM 7 - FS 17
Third Quarter	
09:15	FS D. Hopkins 21 yd field goal, 11-83 5:34, UM 7 - FS 20
Fourth Quarter	
11:07	FS D. Hopkins 38 yd field goal, 12-52 5:05, UM 7 - FS 23
06:27	UM M. James 1 yd run (J. Harris pass failed), 10-80 4:40, UM 13 - FS 23
01:27	UM M. James 1 yd run (TEAM rush failed), 8-80 1:40, UM 19 - FS 23

TEAM STATISTICS	UM	FSU
FIRST DOWNS	24	13
RUSHES-YARDS (NET)	36-140	29-63
PASSING YDS (NET)	243	196
Passes Att-Comp-Int	34-22-1	23-17-0
TOTAL OFFENSE PLAYS-YARDS	70-383	52-259
Fumble Returns-Yards	0-0	1-4
Punt Returns-Yards	2-17	3-106
Kickoff Returns-Yards	4-75	3-66
Interception Returns-Yards	0-0	1-0
Punts (Number-Avg)	5-45.2	5-54.8
Fumbles-Lost	3-2	1-0
Penalties-Yards	9-55	10-76
Possession Time	32:44	27:16
Third-Down Conversions	6 of 14	4 of 11
Fourth-Down Conversions	0 of 0	0 of 0
Red-Zone Scores-Chances	3-4	3-4
Sacks By: Number-Yards	3-17	1-7
Attendance		82322

RUSHING: Florida State-Devonta Freeman 16-76; Lonnie Pryor 2-0; TEAM 2-minus 4; EJ Manuel 9-minus 9. Miami-Lamar Miller 22-92; Jacory Harris 6-31; Mike James 4-16; Eduardo Clements 2-7; Stephen Morris 2-minus 6.

PASSING: Florida State-EJ Manuel 17-23-0-196. Miami-Jacory Harris 20-31-1-225; Stephen Morris 2-3-0-18.

RECEIVING: Florida State-Christian Green 4-55; Bert Reed 3-45; Devonta Freeman 3-21; Rashad Greene 3-19; Kenny Shaw 2-24; Rodney Smith 1-21; Beau Reliford 1-11. Miami-Allen Hurns 5-52; Tommy Streeter 4-68; LaRon Byrd 3-36; Clive Walford 3-21; Travis Benjamin 2-29; Chase Ford 2-21; Eduardo Clements 2-11; Phillip Dorsett 1-5.

TACKLES (UA-A): Florida State-Nigel Bradham 7-3; Greg Reid 4-1; Xavier Rhodes 3-2; Christian Jones 3-2; Lamarcus Joyner 3-1; Nick Moody 2-2; Chad Abram 2-1; Telvin Smith 2-1; Bjoern Werner 2-1; Cornellius Carradine 2-1; Timmy Jernigan 1-2. Miami-Vaughn Telemaque 7-0; Sean Spence 2-4; JoJo Nicolas 5-0; Kelvin Cain 5-0; Olivier Vernon 3-2; Micanor Regis 2-2; Denzel Perryman 2-1; Andrew Smith 2-1; Marcus Robinson 1-2.



2011 GAME SUMMARIES

GAME 11

	VIRGINIA	14
--	-----------------	-----------

	FLORIDA STATE	13
--	----------------------	-----------

Saturday, Nov. 19, 2011 • Tallahassee, Fla. **FINAL**

- Virginia's Kevin Parks scored on a 10-yard touchdown run with 1:16 left to lift the Cavaliers to a 14-13 win over Florida State in the regular season home finale.
- Florida State kicker Dustin Hopkins barely missed a potential game-winning field goal from 42 yards out with six seconds left.
- EJ Manuel completed 18 of 31 passes for 200 yards, but was sacked three times.
- Virginia's Michael Rocco completed 22 of 31 passes for 238 yards.
- Florida State's defense held the Cavaliers, who averaged 187.6 yards rushing a game, to just 78 yards - its lowest output of the season, but Rocco drove Virginia 75 yards on five plays in just 37 seconds for the win.
- Florida State held a 386-316 advantage in total yards which included 186 yards on the ground, but FSU could not overcome 11 penalties for 94 yards.
- Seniors Nigel Bradham, Bert Reed and Jermaine Thomas turned in solid performances in their final home game. Bradham led the defense with a season-high 13 tackles. Reed had his third career 100-yard receiving game with four catches for 104 yards. Thomas ran 14 times for 69 yards.



Nigel Bradham

	1	2	3	4	F
Virginia	0	7	0	7	14
Florida State	0	10	3	0	13

Scoring Summary

Second Quarter

14:56 VA P. Jones 7 yd pass from M. Rocco (R. Randolph kick), 11-82 4:29, VA 7 - FS 0
 04:49 FS J. Little 1 yd pass from EJ Manuel (D. Hopkins kick), 11-75 5:38, VA 7 - FS 7
 00:54 FS D. Hopkins 26 yd field goal, 6-31 1:17, VA 7 - FS 10

Third Quarter

07:55 FS Dustin Hopkins 21 yd field goal, 7-81 2:40, VA 7 - FS 13

Fourth Quarter

01:16 VA K. Parks 10 yd run (R. Randolph kick), 5-75 0:37, VA 14 - FS 13

TEAM STATISTICS	UVA	FSU
FIRST DOWNS	16	18
RUSHES-YARDS (NET)	29-78	33-186
PASSING YDS (NET)	238	200
Passes Att-Comp-Int	31-22-0	31-18-0
TOTAL OFFENSE PLAYS-YARDS	60-316	64-386
Fumble Returns-Yards	0-0	0-0
Punt Returns-Yards	4-29	5-40
Kickoff Returns-Yards	2-35	3-69
Interception Returns-Yards	0-0	0-0
Punts (Number-Avg)	8-36.1	6-50.3
Fumbles-Lost	0-0	1-1
Penalties-Yards	7-50	11-94
Possession Time	28:50	31:10
Third-Down Conversions	5 of 14	3 of 13
Fourth-Down Conversions	0 of 0	0 of 0
Red-Zone Scores-Chances	2-2	3-4
Sacks By: Number-Yards	3-24	3-28
Attendance		77178

RUSHING: Florida State-Jermaine Thomas 14-69; Rashad Greene 1-53; Devonta Freeman 6-44; EJ Manuel 10-20; James Wilder Jr. 1-0; Lonnie Pryor 1-0. **Virginia**-Clifton Richardson 5-33; Kevin Parks 9-28; Perry Jones 8-14; Michael Rocco 6-5; TEAM 1-minus 2.

PASSING: Florida State-EJ Manuel 18-31-0-200. **Virginia**-Michael Rocco 22-31-0-238.

RECEIVING: Florida State-Bert Reed 4-104; Rashad Greene 4-21; Jermaine Thomas 2-34; Kenny Shaw 2-22; Christian Green 2-2; Greg Dent 1-8; Beau Reliford 1-4; Rodney Smith 1-4; Ja'Baris Little 1-1. **Virginia**-Perry Jones 9-62; Kris Burd 6-80; Tim Smith 3-60; Darius Jennings 3-13; Paul Freedman 1-2.

TACKLES (UA-A): Florida State-Nigel Bradham 7-6; Brandon Jenkins 4-2; Vince Williams 3-2; Greg Reid 4-0; Lamaricus Joyner 3-1; Terrance Parks 2-2; Bjoern Werner 1-3; Christian Jones 1-3; Telvin Smith 2-1. **Virginia**-LaRoy Reynolds 6-2; Steve Greer 5-3; Demetrius Nicholson 5-2; Rodney McLeod 5-0; Chase Minnifield 5-0; Corey Mosley 2-3; Jake Snyder 3-0; Aaron Taliaferro 2-1; Matt Conrath 2-1; Nick Jenkins 1-2; Dom Joseph 1-2.

GAME 12

	FLORIDA STATE	21
--	----------------------	-----------

	FLORIDA	7
--	----------------	----------

Saturday, Nov. 26, 2011 • Gainesville, Fla. **FINAL**

- Devonta Freeman had two short touchdown runs following turnovers while Florida State beat rival Florida 21-7 despite only 95 yards of offense.
- The Gators (6-6) avoided their first shutout since 1988 when Jacoby Brissett found Quinton Dunbar for a 6-yard score with 4:16 remaining.
- The Seminoles (8-4) not only won a game in the Swamp for the first time since 2003 but they also claimed a second-consecutive state championship. FSU had not defeated both Florida and Miami in back-to-back seasons since doing so in 1998 and '99.
- FSU's defense only gave up 184 yards and one late score after a Jermaine Thomas fumble, but it was the Seminoles' ability to force turnovers and turn the Gators' giveaways into points that was the difference.
- The Seminoles intercepted four passes, three off starter John Brantley and one off replacement Brissett, while the first two were quickly followed by FSU scores on short fields. It was senior Terrance Parks' 29-yard pick-six that put the visitors on top 21-0 and the game out of reach early in the fourth quarter.
- Parks also led the Seminoles with six total tackles and two tackles for loss. Greg Reid added two interceptions and Mike Harris had one of his own.



Shawn Powell

	1	2	3	4	F
Florida State	7	7	0	7	21
Florida	0	0	0	7	7

Scoring Summary

First Quarter

06:34 FS D. Freeman 1 yd run (D. Hopkins kick), 7-20 2:46, FS 7 - UF 0

Second Quarter

14:24 FS D. Freeman 1 yd run (D. Hopkins kick), 3-4 0:41, FS 14 - UF 0

Fourth Quarter

12:20 FS T. Parks 29 yd interception return (D. Hopkins kick), FS 21 - UF 0

04:16 UF Q. Dunbar 6 yd pass from J. Brissett (C. Sturgis kick), 1-27 0:16, FS 21 - UF 7

TEAM STATISTICS	FSU	UF
FIRST DOWNS	7	11
RUSHES-YARDS (NET)	46-30	33-54
PASSING YDS (NET)	65	130
Passes Att-Comp-Int	13-6-0	29-14-4
TOTAL OFFENSE PLAYS-YARDS	59-95	62-184
Fumble Returns-Yards	0-0	1-6
Punt Returns-Yards	5-45	2-20
Kickoff Returns-Yards	1-34	1-16
Interception Returns-Yards	4-130	0-0
Punts (Number-Avg)	9-44.4	9-40.0
Fumbles-Lost	4-1	0-0
Penalties-Yards	9-85	4-25
Possession Time	31:37	28:23
Third-Down Conversions	2 of 15	2 of 15
Fourth-Down Conversions	1 of 2	1 of 2
Red-Zone Scores-Chances	2-2	1-2
Sacks By: Number-Yards	2-16	4-32
Attendance		90798

RUSHING: Florida State-Devonta Freeman 15-44; Lonnie Pryor 6-15; Jermaine Thomas 12-6; TEAM 1-minus 8; Rashad Greene 1-minus 12; EJ Manuel 11-minus 15. **Florida**-Chris Rainey 15-42; Hunter Joyer 3-30; Solomon Patton 1-6; Mike Gillislee 3-1; Jacoby Brissett 5-minus 6; Jeff Demps 4-minus 8; Trey Burton 2-minus 11.

PASSING: Florida State-EJ Manuel 6-13-0-65. **Florida**-John Brantley 9-15-3-104; Jacoby Brissett 4-13-1-27; Trey Burton 1-1-0-minus 1.

RECEIVING: Florida State-Christian Green 2-27; Rodney Smith 2-16; Bert Reed 1-12; Jermaine Thomas 1-10. **Florida**-Chris Rainey 4-5; A.C. Leonard 3-65; Quinton Dunbar 3-40; Omarius Hines 3-15; Trey Burton 1-5.

TACKLES (UA-A): Florida State-Terrance Parks 6-0; Christian Jones 4-0; Everett Dawkins 4-0; Lamaricus Joyner 4-0; Bjoern Werner 3-1; Vince Williams 3-0; Mike Harris 3-0; Terrence Brooks 2-1. **Florida**-Jelani Jenkins 7-4; Matt Elam 6-2; Sharif Floyd 3-3; Ronald Powell 5-0; Jaye Howard 4-1; Jonathan Bostic 2-3; Jaylen Watkins 3-1; Michael Taylor 3-0.



2011 GAME SUMMARIES/SEASON REVIEW

GAME 13 - CHAMPS SPORTS BOWL

FLORIDA STATE	18
NOTRE DAME	14

Thursday, Dec. 29, 2011 • Orlando, Fla.

FINAL

- Florida State capped off its nine-win season by defeating Notre Dame 18-14 in Orlando despite a seemingly never-ending string of setbacks.
- Four true freshmen offensive linemen finding their groove, a hobbled quarterback, two lost defensive stars and 18 unanswered points sums up what took place on a Thursday night at the 2011 Champs Sports Bowl.
- The Seminoles rallied from a 14-point second-half deficit and used a pair of touchdown passes by EJ Manuel and two field goals from Dustin Hopkins to earn their fourth straight bowl win and second under Jimbo Fisher.
- FSU receiver Rashad Greene, who caught one of Manuel's touchdown passes, was selected the game's MVP. Greene finished with five receptions for 99 yards.
- The Seminoles finished the game with 290 yards and got an efficient night from Manuel. He played behind a young offensive line, but was 20 for 31 passing for 249 yards.
- FSU scored on all four of its red zone chances.
- The defense picked off Notre Dame quarterbacks Tommy Rees and Andrew Hendrix three times and also had four sacks. Senior linebacker Nigel Bradham tallied a team-high nine tackles and collected one of those INTs.
- Safety Terrance Brooks sealed the win with a late interception.



Rashad Greene

	1	2	3	4	F
Florida State	0	0	3	15	18
Notre Dame	7	0	7	0	14

Scoring Summary

First Quarter	
09:04 ND	MOTTA 29 yd fumble recovery (RUFFER kick), FS 0 - ND 7
Third Quarter	
11:24 ND	FLOYD 5 yd pass from REES (RUFFER kick), 9-62 3:36, FS 0 - ND 14
09:03 FS	D. Hopkins 42 yd field goal, 4-3 2:08, FS 3 - ND 14
Fourth Quarter	
14:54 FS	B. Reed 18 yd pass from EJ Manuel (pass failed), 10-84 4:10, FS 9 - ND 14
13:18 FS	R. Greene 15 yd pass from EJ Manuel (rush failed), 2-18 0:42, FS 15 - ND 14
08:05 FS	D. Hopkins 29 yd field goal, 9-71 3:23, FS 18 - ND 14

TEAM STATISTICS	FSU	ND
FIRST DOWNS	13	19
RUSHES-YARDS (NET)	29-41	35-93
PASSING YDS (NET)	249	187
Passes Att-Comp-Int	31-20-0	35-19-3
TOTAL OFFENSE PLAYS-YARDS	60-290	70-280
Fumble Returns-Yards	0-0	1-29
Punt Returns-Yards	2-18	3-45
Kickoff Returns-Yards	2-101	5-94
Interception Returns-Yards	3-39	0-0
Punts (Number-Avg)	8-47.2	7-40.7
Fumbles-Lost	1-1	1-0
Penalties-Yards	5-44	5-39
Possession Time	29:51	30:09
Third-Down Conversions	3 of 14	7 of 15
Fourth-Down Conversions	0 of 1	0 of 0
Red-Zone Scores-Chances	4-4	1-3
Sacks By-Number-Yards	4-28	5-44
Attendance		68305

RUSHING: Florida State-Devonta Freeman 13-48; James Wilder Jr. 4-10; Chad Abram 1-3; EJ Manuel 11-minus 20. Notre Dame-WOOD, C. 18-60; RIDDICK 8-36; HENDRIX 4-26; TEAM 1-minus 1; REES 4-minus 28.

PASSING: Florida State-EJ Manuel 20-31-0-249. Notre Dame-REES 16-27-2-163; HENDRIX 3-8-1-24.

RECEIVING: Florida State-Rashad Greene 5-99; Kenny Shaw 4-64; Rodney Smith 4-34; James Wilder Jr. 2-14; Devonta Freeman 2-12; Bert Reed 1-18; Lonnie Pryor 1-5; Christian Green 1-3. Notre Dame-EIFERT 6-90; FLOYD 5-41; TOMA 4-34; RIDDICK 2-7; WOOD, C. 1-8; JONES, TJ 1-7.

TACKLES (UA-A): Florida State-Nigel Bradham 8-1; Lamarcus Joyner 7-0; Terrance Parks 5-2; Mike Harris 5-0; Telvin Smith 4-1; Vince Williams 2-3; Xavier Rhodes 4-0; Cornelius Carradine 3-1; Brandon Jenkins 2-0; Greg Reid 2-0; Timmy Jernigan 2-0; Bjoern Werner 2-0; Toshmon Stevens 1-1; Dan Hicks 0-2. Notre Dame-TE'O 7-6; GRAY, G. 5-2; SMITH, H. 4-2; SLAUGHTER 5-0; LYNCH 2-3; TUITT 2-1; NIX 0-3; SHEMBO 2-0; MOTTA 2-0; CWWYNAR 2-0; CALABRESE 1-1; FOX 1-1; JACKSON 1-1.

2011 Game Results

Date	Opponent	Score	Overall	Conf.	Time	Attend
Sept. 3, 2011	LOUISIANA MONROE	W 34-0	1-0	0-0	3:04	72226
Sept. 10, 2011	CHARLESTON SOUTHERN	W 62-10	2-0	0-0	3:02	75229
Sept. 17, 2011	#1 OKLAHOMA	L 13-23	2-1	0-0	3:08	84392
* Sept. 24, 2011	at #21 Clemson	L 30-35	2-2	0-1	3:31	82000
* Oct. 8, 2011	at Wake Forest	L 30-35	2-3	0-2	3:49	33116
* Oct. 15, 2011	at Duke	W 41-16	3-3	1-2	3:13	24687
* Oct. 22, 2011	MARYLAND	W 41-16	4-3	2-2	3:19	72697
* Oct. 29, 2011	NC STATE	W 34-0	5-3	3-2	3:07	80849
* Nov. 3, 2011	at Boston College	W 38-7	6-3	4-2	3:00	38729
* Nov. 12, 2011	MIAMI	W 23-19	7-3	5-2	3:33	82322
* Nov. 19, 2011	VIRGINIA	L 13-14	7-4	5-3	3:33	77178
Nov. 26, 2011	at Florida	W 21-7	8-4	5-3	3:30	90798
Dec. 29, 2011	vs Notre Dame	W 18-14	9-4	5-3	3:26	68305

* indicates conference game

2011 Team Statistics

	FS	OPP
SCORING	398	196
Points Per Game	30.6	15.1
FIRST DOWNS	246	205
Rushing	92	71
Passing	134	110
Penalty	20	24
RUSHING YARDAGE	1458	1075
Yards gained rushing	1883	1550
Yards lost rushing	425	475
Rushing Attempts	437	458
Average Per Rush	3.3	2.3
Average Per Game	112.2	82.7
TDs Rushing	20	8
PASSING YARDAGE	3341	2500
Comp-Att-Int	247-383-12	237-401-16
Average Per Pass	8.7	6.2
Average Per Catch	13.5	10.5
Average Per Game	257.0	192.3
TDs Passing	25	16
TOTAL OFFENSE	4799	3575
Total Plays	820	859
Average Per Play	5.9	4.2
Average Per Game	369.2	275.0
KICK RETURNS: #-Yards	30-795	50-950
PUNT RETURNS: #-Yards	40-417	21-188
INT RETURNS: #-Yards	16-189	12-205
KICK RETURN AVERAGE	26.5	19.0
PUNT RETURN AVERAGE	10.4	9.0
INT RETURN AVERAGE	11.8	17.1
FUMBLES-LOST	18-6	18-7
PENALTIES-Yards	103-875	75-617
Average Per Game	67.3	47.5
PUNTS-Yards	57-2681	90-3529
Average Per Punt	47.0	39.2
Net punt average	41.3	34.1
TIME OF POSSESSION/Game	29:51	30:09
3RD-DOWN Conversions	59/153	69/197
3rd-Down Pct	39%	35%
4TH-DOWN Conversions	2/7	7/14
4th-Down Pct	29%	50%
SACKS BY-Yards	40-282	41-284
MISC YARDS	1	0
TOUCHDOWNS SCORED	48	25
FIELD GOALS-ATTEMPTS	22-27	8-11
ON-SIDE KICKS	0-1	2-6
RED-ZONE SCORES	(45-52) 87%	(27-35) 77%
RED-ZONE TOUCHDOWNS	(30-52) 58%	(19-35) 54%
PAT-ATTEMPTS	(44-44) 100%	(20-22) 91%
ATTENDANCE	544893	269330
Games/Avg Per Game	7/77842	5/53866
Neutral Site Games		1/68305

SCORE BY QUARTERS	1st	2nd	3rd	4th	OT	Total
Florida State	102	113	60	123	0	398
Opponents	34	43	44	75	0	196



2011 SEASON REVIEW

2011 Individual Statistics

RUSHING	GP	Att	Gain	Loss	Net	Avg	TD	Long	Avg/G
Devonta Freeman	12	120	593	14	579	4.8	8	41	48.2
Jermaine Thomas	11	61	309	30	279	4.6	1	35	25.4
James Wilder Jr.	12	35	161	1	160	4.6	1	41	13.3
EJ Manuel	12	110	411	260	151	1.4	4	28	12.6
Chris Thompson	5	29	96	13	83	2.9	1	19	16.6
Lonnie Pryor	13	27	83	9	74	2.7	2	10	5.7
Ty Jones	9	23	74	3	71	3.1	1	12	7.9
Rashad Greene	9	3	56	12	44	14.7	0	53	4.9
Bert Reed	12	1	35	0	35	35.0	0	35	2.9
Debrale Smiley	5	6	15	1	14	2.3	1	4	2.8
Christian Green	13	2	11	0	11	5.5	0	9	0.8
Chad Abram	11	2	5	0	5	2.5	0	3	0.5
TEAM	6	4	0	14	-14	-3.5	0	0	-2.3
Clint Trickett	9	14	34	68	-34	-2.4	1	11	-3.8
Total	13	437	1883	425	1458	3.3	20	53	112.2
Opponents	13	458	1550	475	1075	2.3	8	57	82.7

PASSING	G	Effic	Cmp-Att-Int	Pct	Yds	TD	Lng	Avg/G
EJ Manuel	12	151.24	203-311-8	65.3	2666	18	68	222.2
Clint Trickett	9	160.83	44-72-4	61.1	675	7	69	75.0
Total	13	153.04	247-383-12	64.5	3341	25	69	257.0
Opponents	13	116.66	237-401-16	59.1	2500	16	69	192.3

RECEIVING	G	No.	Yds	Avg	TD	Long	Avg/G
Rashad Greene	9	38	596	15.7	7	69	66.2
Rodney Smith	13	36	561	15.6	4	57	43.2
Kenny Shaw	13	34	418	12.3	4	51	32.2
Bert Reed	12	29	403	13.9	5	68	33.6
Christian Green	13	26	450	17.3	0	59	34.6
Devonta Freeman	12	15	111	7.4	0	21	9.2
Greg Dent	13	12	236	19.7	2	50	18.2
Nick O'Leary	13	12	164	13.7	1	58	12.6
Jarred Haggins	7	11	94	8.5	0	24	13.4
Jermaine Thomas	11	9	122	13.6	0	32	11.1
Beau Relliford	12	7	69	9.9	0	20	5.8
Lonnie Pryor	13	6	61	10.2	1	16	4.7
Ty Jones	9	5	17	3.4	0	6	1.9
Chris Thompson	5	3	17	5.7	0	9	3.4
James Wilder Jr.	12	2	14	7.0	0	8	1.2
Will Tye	4	1	7	7.0	0	7	1.8
Ja'Baris Little	12	1	1	1.0	1	1	0.1
Total	13	247	3341	13.5	25	69	257.0
Opponents	13	237	2500	10.5	16	69	192.3

PUNT RETURNS	No.	Yds	Avg	TD	Long
Greg Reid	37	416	11.2	1	83
Rashad Greene	3	1	0.3	0	6
Total	40	417	10.4	1	83
Opponents	21	188	9.0	0	41

KICK RETURNS	No.	Yds	Avg	TD	Long
Lamarcus Joyner	13	397	30.5	0	77
Karlos Williams	8	186	23.2	0	33
Greg Reid	6	147	24.5	0	34
Rashad Greene	3	65	21.7	0	24
Total	30	795	26.5	0	77
Opponents	50	950	19.0	0	63

FUMBLE RETURNS	No.	Yds	Avg	TD	Long
Nigel Bradham	1	4	4.0	0	4
Bjoern Werner	1	25	25.0	1	25
Timmy Jernigan	1	12	12.0	0	12
Total	3	41	13.7	1	25
Opponents	2	35	17.5	1	29

INTERCEPTIONS	No.	Yds	Avg	TD	Long
Lamarcus Joyner	4	22	5.5	0	22
Greg Reid	2	12	6.0	0	12
Nigel Bradham	2	17	8.5	0	17
Terrance Parks	1	29	29.0	1	29
Xavier Rhodes	1	0	0.0	0	0
Vince Williams	1	7	7.0	0	7
Mike Harris	1	89	89.0	0	89
Terrance Brooks	1	0	0.0	0	0
Telvin Smith	1	13	13.0	0	13
Bjoern Werner	1	0	0.0	0	0
Everett Dawkins	1	0	0.0	0	0
Total	16	189	11.8	1	89
Opponents	12	205	17.1	0	69

SCORING	TD	FGs	PATs			Pass	DXP	Saf	Pts
			Kick	Rush	Rcv				
Dustin Hopkins	-	22-27	44-44	-	-	-	-	-	110
Devonta Freeman	8	-	-	-	-	-	-	-	48
Rashad Greene	7	-	-	-	-	-	-	-	42
Bert Reed	5	-	-	-	-	-	-	-	30
Rodney Smith	4	-	-	-	-	-	-	-	24
Kenny Shaw	4	-	-	-	-	-	-	-	24
EJ Manuel	4	-	-	0-1	-	0-2	-	-	24
Lonnie Pryor	3	-	-	-	-	-	-	-	18
Greg Dent	2	-	-	-	-	-	-	-	12
James Wilder Jr.	1	-	-	-	-	-	-	-	6
Clint Trickett	1	-	-	-	-	0-1	-	-	6
Jermaine Thomas	1	-	-	-	-	-	-	-	6
Ja'Baris Little	1	-	-	-	-	-	-	-	6

SCORING (cont.)	TD	FGs	PATs			Pass	DXP	Saf	Pts
			Kick	Rush	Rcv				
Nick O'Leary	1	-	-	-	-	-	-	-	6
Bjoern Werner	1	-	-	-	-	-	-	-	6
Terrance Parks	1	-	-	-	-	-	-	-	6
Ty Jones	-	-	-	-	-	-	-	-	6
Greg Reid	1	-	-	-	-	-	-	-	6
Chris Thompson	1	-	-	-	-	-	-	-	6
Debrale Smiley	1	-	-	-	-	-	-	-	6
Total	48	22-27	44-44	0-1	-	0-3	-	-	398
Opponents	25	8-11	20-22	0-1	-	0-2	-	1	196

TOTAL OFFENSE	G	Plays	Rush	Pass	Total	Avg/G
EJ Manuel	12	421	151	2666	2817	234.8
Clint Trickett	9	86	-34	675	641	71.2
Devonta Freeman	12	120	579	0	579	48.2
Jermaine Thomas	11	61	279	0	279	25.4
James Wilder Jr.	12	35	160	0	160	13.3
Chris Thompson	5	29	83	0	83	16.6
Lonnie Pryor	13	27	74	0	74	5.7
Ty Jones	9	23	71	0	71	7.9
Rashad Greene	9	3	44	0	44	4.9
Bert Reed	12	1	35	0	35	2.9
Debrale Smiley	5	6	14	0	14	2.8
Christian Green	13	2	11	0	11	0.8
Chad Abram	11	2	5	0	5	0.5
TEAM	6	4	-14	0	-14	-2.3
Total	13	820	1458	3341	4799	369.2
Opponents	13	859	1075	2500	3575	275.0

FIELD GOALS	FGM-FGA	Pct	01-19	20-29	30-39	40-49	50-59	Lg	Blk
Dustin Hopkins	22-27	81.5	0-0	10-10	5-7	6-7	1-3	53	0

FG SEQUENCE	Florida State	OPPONENTS
Louisiana Monroe	(24),(23)	-
Charleston Southern	(24),(26)	(22)
Oklahoma	(53),(46)	(21),(29),(31)
Clemson	(32)	35
Wake Forest	(40)	(27),(32)
Duke	(27),(48)	(38)
Maryland	33,(38),(24)	(23)
NC State	(43),(52),(39)	51
Boston College	(47)	-
Miami	(37),(37),(21),(38)	-
Virginia	(26),(21),(42)	-
Florida	50	-
Notre Dame	(42),(29)	47

Numbers in parentheses indicate field goal was made.

PUNTING	No.	Yds	Avg	Long	TB	FC	I20	50+	Blkd
Shawn Powell	57	2681	47.0	69	7	4	23	24	0
Total	57	2681	47.0	69	7	4	23	24	0
Opponents	90	3529	39.2	62	2	23	21	12	0

KICKOFFS	No.	Yds	Avg	TB	OB	Retn	Net	YdLn
Dustin Hopkins	82	5515	67.3	29	2	19.0	48.6	21
Total	82	5515	67.3	29	2	19.0	48.6	21
Opponents	38	2426	63.8	7	1	26.5	39.2	30

ALL PURPOSE	G	Rush	Rec	PR	KOR	IR	Tot	Avg/G
Rashad Greene	9	44	596	1	65	0	706	78.4
Devonta Freeman	12	579	111	0	0	0	690	57.5
Greg Reid	11	0	0	416	147	12	575	52.3
Rodney Smith	13	0	561	0	0	0	561	43.2
Christian Green	13	11	450	0	0	0	461	35.5
Bert Reed	12	35	403	0	0	0	438	36.5
Lamarcus Joyner	13	0	0	0	397	22	419	32.2
Kenny Shaw	13	0	418	0	0	0	418	32.2
Jermaine Thomas	11	279	122	0	0	0	401	36.5
Greg Dent	13	0	236	0	0	0	236	18.2
Karlos Williams	12	0	0	0	186	0	186	15.5
James Wilder Jr.	12	160	14	0	0	0	174	14.5
Nick O'Leary	13	0	164	0	0	0	164	12.6
EJ Manuel	12	151	0	0	0	0	151	12.6
Lonnie Pryor	13	74	61	0	0	0	135	10.4
Chris Thompson	5	83	17	0	0	0	100	20.0
Jarred Haggins	7	0	94	0	0	0	94	13.4
Mike Harris	13	0	0	0	0	89	89	6.8
Ty Jones	9	71	17	0	0	0	88	9.8
Beau Relliford	12	0	69	0	0	0	69	5.8
Terrance Parks	13	0	0	0	0	29	29	2.2
Nigel Bradham	13	0	0	0	0	17	17	1.3
Debrale Smiley	5	14	0	0	0	0	14	2.8
Telvin Smith	12	0	0	0	0	13	13	1.1
Vince Williams	13	0	0	0	0	7	7	0.5
Will Tye	4	0	7	0	0	0	7	1.8
Chad Abram	11	5	0	0	0	0	5	0.5
Ja'Baris Little	12	0	1	0	0	0	1	0.1
TEAM	6	-14	0	0	0	0	-14	-2.3
Clint Trickett	9	-34	0	0	0	0	-34	-3.8
Total	13	1458	3341	417	795	189	6200	476.9
Opponents	13	1075	2500	188	950	205	4918	378.3



2011 SEASON REVIEW

2011 Overall Defensive Statistics

	GP-GS	Tackles			TFL/Yds	Sacks No-Yards	Pass Def		QBH	Rcv-Yds	-Fumbles- FF	Blkd Kick	Saf
		Un-Ast	Ast	Total			Int-Yds	BrUp					
13 Nigel Bradham	13	56	30	86	9.5-36	2.0-20	2-17	5	-	-	-	-	-
1 Mike Harris	13	43	15	58	6.0-15	1.0-3	1-89	9	-	-	-	-	-
7 Christian Jones	13	33	23	56	6.0-20	3.0-16	-	2	1	1-0	2	-	-
20 Lamarcus Joyner	13	38	16	54	2.0-7	1.0-3	4-22	3	-	-	-	-	-
11 Vince Williams	13	30	24	54	5.0-18	2.0-14	1-7	3	-	-	-	-	-
4 Terrance Parks	13	33	14	47	2.0-17	-	1-29	3	-	-	-	-	-
27 Xavier Rhodes	13	36	7	43	1.5-3	-	1-0	4	1	-	-	-	-
22 Telvin Smith	12	28	14	42	8.5-51	3.0-31	1-13	3	2	2-0	1	-	-
49 Brandon Jenkins	13	29	12	41	12.0-79	8.0-62	-	1	5	-	-	-	-
91 Cornelius Carradine	13	24	14	38	8.0-48	5.5-42	-	-	1	-	-	-	-
95 Bjoern Werner	13	25	12	37	11.0-52	7.0-40	1-0	8	8	2-25	1	-	-
5 Greg Reid	11	27	5	32	1.0-3	-	2-12	5	-	-	-	-	-
8J Timmy Jernigan	13	16	14	30	6.0-30	2.5-19	-	-	3	1-12	-	-	-
93 Everett Dawkins	13	15	10	25	3.0-19	2.0-18	1-0	3	3	-	1	-	-
92 Anthony McCloud	13	14	11	25	5.0-13	2.0-4	-	1	1	-	1	-	-
10 Nick Moody	9	15	8	23	-	-	-	-	1	-	-	-	-
98 Cameron Erving	13	11	9	20	2.5-11	1.0-10	-	-	1	-	-	-	-
31 Terrence Brooks	12	11	6	17	0.5-1	-	1-0	5	1	-	-	-	-
58 Dan Hicks	13	7	9	16	4.5-8	-	-	1	1	-	-	-	-
48 Jeff Luc	11	7	8	15	2.0-3	-	-	-	-	-	-	-	-
96 Toshmon Stevens	13	6	7	13	-	-	-	-	-	-	-	-	-
21 Avis Commack	12	8	1	9	-	-	-	-	-	-	-	-	-
55 Jacobi McDaniel	6	1	8	9	1.0-1	-	-	-	1	-	-	1	-
9 Karlos Williams	12	4	4	8	-	-	-	-	-	-	-	-	-
41 Chad Abram	11	3	2	5	-	-	-	-	-	-	-	-	-
97 Demonte McAllister	13	3	2	5	-	-	-	-	-	-	-	-	-
94 Darius Cummings	2	-	4	4	0.5-1	-	-	-	-	-	-	-	-
90 Moses McCray	4	3	1	4	-	-	-	-	-	-	-	-	-
30 Tyler Hunter	11	1	2	3	-	-	-	-	-	-	-	-	-
18 Dustin Hopkins	13	2	1	3	-	-	-	-	-	-	-	-	-
64 Dax Dellenbach	13	2	-	2	-	-	-	-	-	-	-	-	-
24 Lonnie Pryor	13	2	-	2	-	-	-	-	-	-	-	-	-
39 Chad Colley	4	1	-	1	-	-	-	-	-	-	-	-	-
52 Bryan Stork	12	1	-	1	-	-	-	-	-	-	-	-	-
60 Jacob Fahrenkrug	13	1	-	1	-	-	-	-	-	-	-	-	-
2T Terrance Smith	2	-	1	1	-	-	-	-	-	-	-	-	-
28 Nigel Terrell	4	1	-	1	-	-	-	-	-	-	-	-	-
6 Nick Waisome	11	1	-	1	-	-	-	-	-	-	-	-	-
78 Shayne Broxsie	1	-	1	1	-	-	-	-	-	-	-	-	-
88 Beau Reliford	12	-	1	1	-	-	-	-	-	-	-	-	-
3 EJ Manuel	12	-	1	1	-	-	-	-	-	-	-	-	-
45 Shawn Powell	13	1	-	1	-	-	-	-	-	-	-	-	-
15 Greg Dent	13	-	1	1	-	-	-	-	-	-	-	-	-
38 Jermaine Thomas	11	-	1	1	-	-	-	-	-	-	-	-	-
81 Kenny Shaw	13	1	-	1	-	-	-	-	-	-	-	-	-
83 Bert Reed	12	1	-	1	-	-	-	-	-	-	-	-	-
TM TEAM	6	1	-	1	1.0-11	-	-	-	-	-	-	-	-
8 Devonta Freeman	12	1	-	1	-	-	-	-	-	-	-	-	-
9 Clint Trickett	9	1	-	1	-	-	-	-	-	-	-	-	-
Total	13	544	299	843	98-447	40-282	16-189	56	30	7-41	7	1	.
Opponents	13	519	283	802	83-404	41-284	12-205	34	17	6-35	12	.	1

2011 Passing Game-by-Game

	Comp	Att	Int	Pct	Yards	TD	Long	Sack	Effic
#3 EJ Manuel	22	34	1	64.7	252	2	50	2-6	140.49
Louisiana Monroe	24	35	1	68.6	329	4	53	1-1	179.53
Charleston Southern	13	19	2	68.4	85	0	14	1-11	84.95
Wake Forest	19	35	2	54.3	286	2	46	2-17	130.35
Duke	9	14	0	64.3	239	2	59	2-19	254.83
Maryland	18	26	1	69.2	264	1	31	5-39	159.52
NC State	25	34	1	73.5	321	2	37	3-7	166.36
Boston College	12	16	0	75.0	180	1	58	2-13	190.12
Miami	17	23	0	73.9	196	1	33	3-17	159.84
Virginia	18	31	0	58.1	200	1	68	3-24	122.90
Florida	6	13	0	46.2	65	0	14	4-32	88.15
Notre Dame	20	31	0	64.5	249	2	42	5-44	153.28
TOTALS	203	311	8	65.3	2666	18	68	33-230	151.24
#9 Clint Trickett	6	7	0	85.7	148	2	69	1-10	357.60
Louisiana Monroe	1	1	0	100.0	28	1	28	0-0	665.20
Charleston Southern	6	7	0	85.7	148	2	69	1-10	357.60
Oklahoma	7	15	1	46.7	134	1	56	5-26	130.37
Clemson	24	38	1	63.2	336	3	57	2-18	158.22
Wake Forest	6	11	2	54.5	29	0	19	0-0	40.33
TOTALS	44	72	4	61.1	675	7	69	8-54	160.83



2011 SEASON REVIEW

2011 Rushing/Receiving Game-by-Game

RUSHING		No-Yds/TD	ULM	CSU	OU	CU	WF	DU	MD	ST	BC	UM	VA	UF	ND
FREEMAN, D. RB		120-579/8	7-24/1	6-15/0	3-3/0	DNP	5-37/0	19-109/1	11-100/1	7-17/1	12-62/2	16-76/0	6-44/0	15-44/2	13-48/0
THOMAS, J. RB		61-279/1	-	4-23/0	-	-	7-19/0	4-28/0	9-86/1	11-48/0	-	DNP	14-69/0	12-6/0	DNP
WILDER, J. RB		35-160/1	DNP	10-76/0	-	-	2-9/1	3-13/0	6-28/0	5-19/0	4-5/0	-	1-0/0	-	4-10/0
MANUEL, E. QB		110-151/4	8-22/0	2-8/0	8-49/0	DNP	3-9/0	11-62/2	13-5/1	8-11/0	16-37/1	9-9/0	10-20/0	11-15/0	11-20/0
THOMPSON, C. RB		29-83/1	6-33/0	6-21/1	5-9/0	11-36/0	1-2/0	DNP	DNP	DNP	DNP	DNP	DNP	DNP	DNP
PRYOR, L. FB		27-74/2	1-0/0	-	1-5/0	-	-	4-16/0	1-3/0	5-26/1	6-19/1	2-0/0	1-0/0	6-15/0	-
JONES, T. RB		23-71/1	5-9/0	4-13/0	4-15/0	DNP	6-30/1	1-0/0	DNP	-	3-4/0	-	-	DNP	DNP
GREENE, R. WR		3-44/0	-	-	-	-	1-3/0	DNP	DNP	DNP	DNP	-	1-53/0	1-12/0	-
REED, B. WR		1-35/0	-	1-35/0	-	DNP	-	-	-	-	-	-	-	-	-
SMILEY, D. FB		6-14/1	1-4/0	1-1/0	DNP	DNP	DNP	1-3/0	3-8/1	DNP	-	DNP	DNP	DNP	DNP
GREEN, C. WR		2-11/0	-	-	-	-	-	2-11/0	-	-	-	-	-	-	-
ABRAM, C. FB		2-5/0	-	-	DNP	-	-	-	-	1-2/0	DNP	-	-	-	1-3/0
TEAM		4-14/0	-	DNP	DNP	DNP	-	-	1-2/0	DNP	DNP	2-4/0	DNP	1-8/0	DNP
TRICKETT, C. QB		14-34/1	-	3-20/1	5-26/0	4-7/0	2-19/0	-	-	-	-	DNP	DNP	DNP	DNP
RECEIVING		No-Yds/TD	ULM	CSU	OU	CU	WF	DU	MD	ST	BC	UM	VA	UF	ND
GREENE, R. WR		38-596/7	1-28/1	2-98/2	3-70/1	8-98/1	12-163/1	DNP	DNP	DNP	DNP	3-19/0	4-21/0	-	5-99/1
SMITH, R. WR		36-561/4	6-78/0	5-77/1	1-16/0	4-118/1	4-36/0	2-61/1	3-64/0	2-18/0	1-18/0	1-21/1	1-4/0	2-16/0	4-34/0
GREEN, C. WR		26-450/0	-	2-63/0	-	7-77/0	4-102/0	1-59/0	2-30/0	1-32/0	-	4-55/0	2-2/0	2-27/0	1-3/0
SHAW, K. WR		34-418/4	1-17/0	5-67/0	2-22/0	2-20/1	1-2/1	2-58/0	6-65/1	7-57/1	-	2-24/0	2-22/0	-	4-64/0
REED, B. WR		29-403/5	4-43/1	3-21/2	-	DNP	-	-	5-76/0	5-49/0	3-35/1	3-45/0	4-104/0	1-12/0	1-18/1
DENT, G. WR		12-236/2	1-50/1	3-42/0	1-3/0	-	1-15/0	2-48/0	-	3-70/1	-	-	1-8/0	-	-
O'LEARY, N. TE		12-164/1	1-6/0	1-10/0	2-10/0	3-23/0	-	1-3/1	-	1-25/0	3-87/0	-	-	-	-
THOMAS, J. RB		9-122/0	-	-	-	-	-	-	1-25/0	5-53/0	-	DNP	2-34/0	1-10/0	DNP
FREEMAN, D. RB		15-111/0	1-8/0	3-30/0	-	DNP	1-5/0	1-10/0	1-4/0	1-17/0	2-14/0	3-21/0	-	-	2-12/0
HAGGINS, J. WR		11-94/0	5-28/0	2-21/0	4-45/0	DNP	DNP	DNP	-	-	-	DNP	DNP	-	DNP
RELIFORD, B. TE		7-69/0	1-13/0	1-11/0	3-30/0	DNP	-	-	-	-	-	1-11/0	1-4/0	-	-
PRYOR, L. FB		6-61/1	-	2-30/1	-	-	-	-	-	-	3-26/0	-	-	-	1-5/0
THOMPSON, C. RB		3-17/0	-	-	3-17/0	-	-	DNP	DNP	DNP	DNP	DNP	DNP	DNP	DNP
JONES, T. RB		5-17/0	2-9/0	-	1-6/0	DNP	2-2/0	-	DNP	-	-	-	-	DNP	DNP
WILDER, J. RB		2-14/0	DNP	-	-	-	-	-	-	-	-	-	-	-	2-14/0
TYE, W. TE		1-7/0	-	1-7/0	DNP	DNP	DNP	DNP	DNP	-	-	DNP	DNP	DNP	DNP
LITTLE, J. TE		1-1/1	-	-	-	-	-	DNP	-	-	-	-	1-1/1	-	-

2011 All-Purpose Yards Game-by-Game

NAME	TOTAL	ULM	CSU	OU	CU	WF	DU	MD	ST	BC	UM	VA	UF	ND
GREENE, R. WR	706	28	140	70	98	166	DNP	DNP	DNP	DNP	19	74	-12	123
FREEMAN, D. RB	690	32	45	3	DNP	32	119	104	34	76	97	44	44	60
REID, G. CB	575	71	DNP	62	DNP	78	40	8	37	-	140	64	57	18
SMITH, R. WR	561	78	77	16	118	36	61	64	18	18	21	4	16	34
GREEN, C. WR	461	-	63	-	77	102	70	30	32	-	55	2	27	3
REED, B. WR	438	43	56	-	DNP	-	-	76	49	35	45	104	12	18
JOYNER, L. DB	419	36	37	35	60	52	-	-	-	20	14	32	34	99
SHAW, K. WR	418	17	67	22	20	2	58	65	57	-	24	22	-	64
THOMAS, J. RB	401	-	23	-	-	19	28	111	101	-	DNP	103	16	DNP
DENT, G. WR	236	50	42	3	-	15	48	-	70	-	-	8	-	-
WILLIAMS, K. DB	186	-	-	-	29	38	26	62	-	-	18	13	-	DNP
WILDER, J. RB	174	DNP	76	-	-	9	13	28	19	5	-	-	-	24
O'LEARY, N. TE	164	6	10	10	23	-	3	-	25	87	-	-	-	-
MANUEL, E. QB	151	22	8	49	DNP	-9	62	-5	11	37	-9	20	-15	-20
PRYOR, L. FB	135	-	30	-5	-	-	16	3	26	45	-	-	15	5
THOMPSON, C. RB	100	33	21	8	36	2	DNP	DNP	DNP	DNP	DNP	DNP	DNP	DNP
HAGGINS, J. WR	94	28	21	45	DNP	DNP	DNP	-	-	-	DNP	DNP	-	DNP
HARRIS, M. CB	89	-	-	-	-	-	-	-	-	-	-	-	89	-
JONES, T. RB	88	18	13	21	DNP	32	-	DNP	-	4	-	-	DNP	DNP
RELIFORD, B. TB	69	13	11	30	DNP	-	-	-	-	-	11	4	-	-
PARKS, T. DB	29	-	-	-	-	-	-	-	-	-	-	-	29	-
BRADHAM, N. LB	17	-	-	-	-	-	-	-	-	-	-	-	-	17
SMILEY, D. FB	14	4	-1	DNP	DNP	DNP	3	8	DNP	-	DNP	DNP	DNP	DNP
SMITH, T. LB	13	-	DNP	-	-	-	-	-	-	13	-	-	-	-
WILLIAMS, V. LB	7	-	-	-	-	-	-	-	7	-	-	-	-	-
TYE, W. TE	7	-	7	DNP	DNP	DNP	DNP	DNP	-	-	DNP	DNP	DNP	DNP
ABRAM, C. FB	5	-	-	DNP	-	-	-	-	2	DNP	-	-	-	3
LITTLE, J. TE	1	-	-	-	-	-	DNP	-	-	-	-	1	-	-
TEAM	-14	-	-	-	-	-	-	-2	-	-	-4	-	-8	-
TRICKETT, C. QB	-34	-	-20	-26	-7	19	-	-	-	-	DNP	DNP	DNP	DNP



2011 SEASON REVIEW

2011 Total Tackles Game-by-Game

NAME	UA-A	TOT	ULM	CSU	OU	CU	WF	DU	MD	ST	BC	UM	VA	UF	ND
BRADHAM, N. LB	56-30	86	3-1	0-1	3-6	4-4	4-0	6-2	6-1	1-3	6-1	7-3	7-6	1-1	8-1
HARRIS, M. CB	43-15	58	1-2	1-1	7-2	6-5	2-0	5-2	6-0	6-2	-	0-1	1-0	3-0	5-0
JONES, C. LB	33-23	56	2-0	1-1	2-6	4-3	4-1	1-0	3-2	5-4	2-1	3-2	1-3	4-0	1-0
JOYNER, L. DB	38-16	54	3-2	1-1	3-5	2-3	2-1	4-0	1-2	2-0	3-0	3-1	3-1	4-0	7-0
WILLIAMS, V. LB	30-24	54	3-4	2-1	3-3	3-2	-	2-1	4-3	1-3	2-2	2-0	3-2	3-0	2-3
PARKS, T. DB	33-14	47	-	-	1-5	3-3	5-0	3-0	2-2	-	6-0	-	2-2	6-0	5-2
RHODES, X. CB	36-7	43	3-0	1-0	1-1	4-1	4-1	5-0	5-1	2-0	1-0	3-2	1-1	2-0	4-0
SMITH, T. LB	28-14	42	2-2	DNP	-	1-1	3-3	3-1	3-1	2-3	4-0	2-1	2-1	2-0	4-1
JENKINS, B. DE	29-12	41	3-2	1-2	5-0	2-1	4-2	-	2-2	1-0	1-1	2-0	4-2	2-0	2-0
CARRADINE, C. DE	24-14	38	3-1	2-1	1-0	3-2	2-2	1-0	1-3	2-1	1-1	2-1	1-1	2-0	3-1
WERNER, B. DE	25-12	37	1-1	1-0	5-1	3-0	4-0	1-0	2-1	0-3	0-1	2-1	1-3	3-1	2-0
REID, G. CB	27-5	32	2-1	DNP	2-0	DNP	2-0	3-2	3-0	3-1	1-0	4-1	4-0	1-0	2-0
JERNIGAN, T. DT	16-14	30	0-1	3-1	-	3-1	1-2	0-1	0-3	3-2	2-1	1-2	-	1-0	2-0
DAWKINS, E. DT	15-10	25	-	0-1	1-2	3-2	3-2	-	0-1	0-1	-	2-0	1-1	4-0	1-0
MCCLLOUD, A. DT	14-11	25	1-1	1-0	1-0	2-2	2-1	2-1	0-1	1-1	4-1	0-2	-	-	0-1
MOODY, N. DB	15-8	23	3-1	DNP	DNP	-	DNP	1-1	2-2	4-0	1-1	2-2	2-0	DNP	0-1
ERVING, C. DT	11-9	20	2-0	1-0	-	3-0	1-2	0-3	-	0-1	3-1	0-1	1-0	-	0-1
BROOKS, T. DB	11-6	17	0-1	3-0	DNP	0-1	1-0	2-1	1-0	1-1	-	0-1	-	2-1	1-0
HICKS, D. DE	7-9	16	0-1	3-0	-	1-2	0-1	0-1	0-1	0-1	1-0	1-0	-	1-0	0-2
LUC, J. LB	7-8	15	3-2	1-1	0-1	-	0-1	1-0	-	0-1	2-2	-	DNP	DNP	-
STEVENS, T. DE	6-7	13	1-0	0-3	-	-	-	-	2-0	1-3	-	1-0	-	-	1-1
COMMACK, A. CB	8-1	9	1-1	2-0	-	-	-	1-0	1-0	-	-	-	2-0	1-0	DNP
MCDANIEL, J. DT	1-8	9	-	1-2	0-2	0-1	0-2	0-1	DNP	DNP	DNP	DNP	DNP	DNP	DNP
WILLIAMS, K. DB	4-4	8	0-1	-	-	-	1-1	-	1-0	-	2-1	-	0-1	-	DNP
ABRAM, C. FB	3-2	5	-	-	DNP	-	-	-	-	1-1	DNP	2-1	-	-	-
MCALLISTER, D. DT	3-2	5	0-1	1-0	-	-	-	0-1	-	1-0	-	-	-	1-0	-
CUMMINGS, D. DT	0-4	4	0-2	0-2	DNP	DNP	DNP	DNP	DNP	DNP	DNP	DNP	DNP	DNP	DNP
MCCRAY, M. DT	3-1	4	DNP	1-1	-	DNP	DNP	DNP	DNP	DNP	DNP	DNP	DNP	DNP	DNP
HOPKINS, D. K	2-1	3	-	1-1	-	-	-	-	1-0	-	-	-	-	-	-
HUNTER, T. DB	1-2	3	0-1	0-1	DNP	-	DNP	-	-	-	1-0	-	-	-	-
DELLENBACH, D. LS	2-0	2	-	-	-	-	-	-	-	-	1-0	-	-	1-0	-
PRYOR, L. FB	2-0	2	-	-	-	-	-	-	-	-	-	-	-	1-0	1-0
WAISSOME, N. CB	1-0	1	-	1-0	DNP	DNP	-	-	-	-	-	-	-	-	-
DENT, G. WR	0-1	1	-	0-1	-	-	-	-	-	-	-	-	-	-	-
FAHRENKRUG, J. OL	1-0	1	-	-	1-0	-	-	-	-	-	-	-	-	-	-
FREEMAN, D. RB	1-0	1	-	1-0	-	DNP	-	-	-	-	-	-	-	-	-
STORK, B. OL	1-0	1	-	-	-	-	1-0	-	-	-	DNP	-	-	-	-
RELIFORD, B. TB	0-1	1	-	-	0-1	DNP	-	-	-	-	-	-	-	-	-
POWELL, S. P	1-0	1	-	-	-	-	-	-	-	-	-	-	-	-	1-0
SHAW, K. WR	1-0	1	-	-	-	-	1-0	-	-	-	-	-	-	-	-
MANUEL, E. QB	0-1	1	-	-	0-1	DNP	-	-	-	-	-	-	-	-	-
REED, B. WR	1-0	1	-	-	-	DNP	-	-	-	1-0	-	-	-	-	-
TEAM	1-0	1	1-0	-	-	-	-	-	-	-	-	-	-	-	-
TRICKETT, C. QB	1-0	1	-	-	-	1-0	-	-	-	-	-	DNP	DNP	DNP	DNP
SMITH, T. LB	0-1	1	-	0-1	DNP	DNP	DNP	DNP	DNP	DNP	DNP	DNP	DNP	DNP	DNP
BROXSIE, S. DE	0-1	1	DNP	0-1	DNP	DNP	DNP	DNP	DNP	DNP	DNP	DNP	DNP	DNP	DNP
TERRELL, N. LB	1-0	1	-	1-0	DNP	DNP	DNP	DNP	-	-	DNP	DNP	DNP	DNP	DNP
THOMAS, J. RB	0-1	1	-	-	-	-	-	-	-	-	-	DNP	-	0-1	DNP
COLLEY, C. DB	1-0	1	1-0	-	DNP	DNP	DNP	DNP	-	-	DNP	DNP	DNP	DNP	DNP

2011 Sacks Game-by-Game

NAME	UA-A	TOT	ULM	CSU	OU	CU	WF	DU	MD	ST	BC	UM	VA	UF	ND
JENKINS, B. DE	7-2	8.0	-	1.0-8	-	1.0-9	-	-	1.5-6	-	-	1.0-7	2.5-22	-	1.0-10
WERNER, B. DE	7-0	7.0	1.0-3	-	1.0-7	-	2.0-15	1.0-6	1.0-5	-	-	-	-	-	1.0-4
CARRADINE, C. DE	5-1	5.5	-	-	-	1.0-5	1.0-8	-	1.0-8	1.0-8	-	-	0.5-6	-	1.0-7
JONES, C. LB	3-0	3.0	1.0-2	-	-	-	-	-	-	1.0-9	-	-	-	1.0-5	-
SMITH, T. LB	3-0	3.0	-	DNP	-	-	-	1.0-1	2.0-30	-	-	-	-	-	-
JERNIGAN, T. DT	2-1	2.5	-	1.0-6	-	-	-	-	0.5-4	1.0-9	-	-	-	-	-
BRADHAM, N. LB	2-0	2.0	-	-	-	-	1.0-11	1.0-9	-	-	-	-	-	-	-
DAWKINS, E. DT	2-0	2.0	-	-	-	-	-	-	-	-	-	-	-	1.0-11	1.0-7
MCCLLOUD, A. DT	2-0	2.0	-	1.0-1	-	-	-	1.0-3	-	-	-	-	-	-	-
WILLIAMS, V. LB	2-0	2.0	1.0-3	-	-	-	-	1.0-11	-	-	-	-	-	-	-
ERVING, C. DT	1-0	1.0	1.0-10	-	-	-	-	-	-	-	-	-	-	-	-
HARRIS, M. CB	1-0	1.0	-	-	-	-	-	-	-	1.0-3	-	-	-	-	-
JOYNER, L. DB	1-0	1.0	-	-	-	-	-	-	-	-	1.0-3	-	-	-	-

2011 Tackles For Loss Game-by-Game

NAME	UA-A	TOT	ULM	CSU	OU	CU	WF	DU	MD	ST	BC	UM	VA	UF	ND
JENKINS, B. DE	11-2	12.0	2.0-7	1.0-8	-	1.0-9	1.0-9	-	1.5-6	-	-	1.0-7	2.5-22	1.0-1	1.0-10
WERNER, B. DE	10-2	11.0	1.5-4	-	2.0-11	-	2.0-15	1.0-6	1.0-5	-	-	1.0-6	0.5-0	1.0-1	1.0-4
BRADHAM, N. LB	7-5	9.5	-	-	1.5-2	-	2.0-12	1.0-9	-	-	2.5-9	0.5-0	1.5-3	-	0.5-1
SMITH, T. LB	8-1	8.5	0.5-0	DNP	-	-	1.0-3	2.0-5	2.0-30	-	-	-	-	2.0-8	1.0-5
CARRADINE, C. DE	7-2	8.0	-	-	-	1.0-5	1.5-8	-	1.0-8	1.0-8	-	-	1.5-8	1.0-4	1.0-7
JONES, C. LB	4-4	6.0	1.0-2	-	1.0-2	0.5-0	-	-	-	1.0-9	-	0.5-1	-	2.0-6	-
HARRIS, M. CB	4-4	6.0	0.5-1	-	1.0-2	1.0-1	-	1.5-3	-	1.0-3	-	-	-	-	1.0-5
JERNIGAN, T. DT	5-2	6.0	-	2.0-11	-	-	0.5-1	-	0.5-4	2.0-11	-	1.0-3	-	-	-
MCCLLOUD, A. DT	5-0	5.0	-	1.0-1	-	1.0-1	1.0-2	1.0-3	-	-	1.0-6	-	-	-	-
WILLIAMS, V. LB	4-2	5.0	1.0-3	1.0-1	-	-	-	1.5-12	-	-	0.5-1	-	-	1.0-1	-
HICKS, D. DE	4-1	4.5	0.5-0	2.0-5	-	1.0-2	-	-	-	-	-	-	-	1.0-1	-
DAWKINS, E. DT	3-0	3.0	-	-	-	-	-	-	-	-	-	-	-	2.0-12	1.0-7
ERVING, C. DT	2-1	2.5	1.0-10	-	-	1.0-1	-	-	-	-	-	-	-	-	0.5-0
JOYNER, L. DB	2-0	2.0	-	-	-	-	-	1.0-4	-	-	1.0-3	-	-	-	-
PARKS, T. DB	2-0	2.0	-	-	-	-	-	-	-	-	-	-	-	2.0-17	-
LUC, J. LB	2-0	2.0	1.0-2	1.0-1	-	-	-	-	-	-	-	-	DNP	DNP	-



2011 SEASON REVIEW

2011 Tackles For Loss Game-by-Game (cont.)

NAME	UA-A	TOT	ULM	CSU	OU	CU	WF	DU	MD	ST	BC	UM	VA	UF	ND
RHODES, X. CB	1-1	1.5	-	-	0.5-1	-	-	-	1.0-2	-	-	-	-	-	-
REID, G. CB	1-0	1.0	-	DNP	-	DNP	1.0-3	-	-	-	-	-	-	-	-
MCDANIEL, J. DT	0-2	1.0	-	-	-	0.5-1	-	0.5-0	DNP	DNP	DNP	DNP	DNP	DNP	DNP
TEAM	1-0	1.0	1.0-11	-	-	-	-	-	-	-	-	-	-	-	-
CUMMINGS, D. DT	0-1	0.5	0.5-1	-	DNP	DNP	DNP	DNP	DNP	DNP	DNP	DNP	DNP	DNP	DNP
BROOKS, T. DB	0-1	0.5	-	-	DNP	-	-	0.5-1	-	-	-	-	-	-	-

2011 Interceptions Game-by-Game

NAME	NUMBER	ULM	CSU	OU	CU	WF	DU	MD	ST	BC	UM	VA	UF	ND
JOYNER, L. DB	4	1-0	-	1-0	-	-	-	-	-	-	1-0	-	-	1-22
BRADHAM, N. LB	2	-	-	1-0	-	-	-	-	-	-	-	-	-	1-17
REID, G. CB	2	-	DNP	-	DNP	-	-	-	-	-	-	-	2-12	-
WERNER, B. DE	2	-	-	-	1-25	-	-	-	-	1-0	-	-	-	-
BROOKS, T. DB	1	-	-	DNP	-	-	-	-	-	-	-	-	-	1-0
DAWKINS, E. DT	1	-	-	-	-	-	1-0	-	-	-	-	-	-	-
HARRIS, M. CB	1	-	-	-	-	-	-	-	-	-	-	-	1-89	-
PARKS, T. DB	1	-	-	-	-	-	-	-	-	-	-	-	1-29	-
RHODES, X. CB	1	-	-	-	-	-	-	-	1-0	-	-	-	-	-
SMITH, T. LB	1	-	DNP	-	-	-	-	-	-	1-13	-	-	-	-
WILLIAMS, V. LB	1	-	-	-	-	-	-	-	1-7	-	-	-	-	-

2011 Interception Returns Game-by-Game

NAME	NO-YDS	ULM	CSU	OU	CU	WF	DU	MD	ST	BC	UM	VA	UF	ND
JOYNER, L. DB	4-22	1-0	-	1-0	-	-	-	-	-	-	1-0	-	-	1-22
REID, G. CB	2-12	-	DNP	-	DNP	-	-	-	-	-	-	-	2-12	-
BRADHAM, N. LB	2-17	-	-	1-0	-	-	-	-	-	-	-	-	-	1-17
WERNER, B. DE	1-0	-	-	-	-	-	-	-	-	1-0	-	-	-	-
WILLIAMS, V. LB	1-7	-	-	-	-	-	-	-	1-7	-	-	-	-	-
HARRIS, M. CB	1-89	-	-	-	-	-	-	-	-	-	-	-	1-89	-
SMITH, T. LB	1-13	-	DNP	-	-	-	-	-	-	1-13	-	-	-	-
PARKS, T. DB	1-29	-	-	-	-	-	-	-	-	-	-	-	1-29	-
BROOKS, T. DB	1-0	-	-	DNP	-	-	-	-	-	-	-	-	-	1-0
RHODES, X. CB	1-0	-	-	-	-	-	-	-	1-0	-	-	-	-	-
DAWKINS, E. DT	1-0	-	-	-	-	-	1-0	-	-	-	-	-	-	-

2011 Fumbles Game-by-Game

NAME	NO-LOST	ULM	CSU	OU	CU	WF	DU	MD	ST	BC	UM	VA	UF	ND
MANUEL, E. QB	9-2	-	-	-	DNP	-	-	1-0	1-0	2-1	1-0	1-1	3-0	-
TRICKETT, C. QB	3-1	-	1-0	-	1-0	1-1	-	-	-	-	DNP	DNP	DNP	DNP
WILLIAMS, K.	1-0	-	-	-	-	1-0	-	-	-	-	-	-	-	DNP
THOMAS, J. RB	1-1	-	-	-	-	-	-	-	-	-	DNP	-	1-1	DNP
DENT, G. WR	1-1	-	-	-	-	-	1-1	-	-	-	-	-	-	-
FREEMAN, D. RB	1-1	-	-	-	DNP	-	-	-	-	-	-	-	-	1-1
JONES, T. RB	1-0	-	-	-	DNP	-	1-0	DNP	-	-	-	-	DNP	DNP
JOYNER, L. DB	1-0	-	-	-	1-0	-	-	-	-	-	-	-	-	-

2011 Fumbles Forced Game-by-Game

NAME	NUMBER	ULM	CSU	OU	CU	WF	DU	MD	ST	BC	UM	VA	UF	ND
JONES, C. LB	2	-	-	-	-	-	1	-	1	-	-	-	-	-
SMITH, T. LB	1	-	DNP	-	-	-	1	-	-	-	-	-	-	-
WERNER, B. DE	1	1	-	-	-	-	-	-	-	-	-	-	-	-
BRADHAM, N. LB	1	-	-	-	-	-	-	-	-	-	1	-	-	-
DAWKINS, E. DT	1	-	-	-	-	-	-	-	-	-	1	-	-	-
MCCLOUD, A. DT	1	-	-	-	-	-	-	-	-	1	-	-	-	-

2011 Fumbles Recovered Game-by-Game

NAME	NUMBER	ULM	CSU	OU	CU	WF	DU	MD	ST	BC	UM	VA	UF	ND
WERNER, B. DE	2	-	-	-	1	-	-	-	-	1	-	-	-	-
SMITH, T. LB	2	-	DNP	-	-	-	-	-	-	1	1	-	-	-
BRADHAM, N. LB	1	-	-	-	-	-	-	-	-	-	1	-	-	-
JERNIGAN, T. DT	1	-	-	-	-	-	-	-	1	-	-	-	-	-
JONES, C. LB	1	-	-	-	-	-	1	-	-	-	-	-	-	-

2011 Fumble Return Yards Game-by-Game

NAME	NO-YDS	ULM	CSU	OU	CU	WF	DU	MD	ST	BC	UM	VA	UF	ND
WERNER, B. DE	1-25	-	-	-	1-25	-	-	-	-	-	-	-	-	-
JERNIGAN, T. DT	1-12	-	-	-	-	-	-	-	1-12	-	-	-	-	-
BRADHAM, N. LB	1-4	-	-	-	-	-	-	-	-	-	1-4	-	-	-

2011 Punt Returns Game-by-Game

NAME	NO-YDS	ULM	CSU	OU	CU	WF	DU	MD	ST	BC	UM	VA	UF	ND
REID, G. CB	37-416	4-71	DNP	1-0	DNP	5-51	4-40	3-8	3-37	2-0	3-106	5-40	5-45	2-18
GREENE, R. WR	3-1	-	3-1	-	-	-	DNP	DNP	DNP	DNP	-	-	-	-

2011 Kick Returns Game-by-Game

NAME	NO-YDS	ULM	CSU	OU	CU	WF	DU	MD	ST	BC	UM	VA	UF	ND
JOYNER, L. DB	13-397	1-36	1-37	2-35	2-60	2-52	-	-	-	1-20	1-14	1-32	1-34	1-77
WILLIAMS, K. DB	8-186	-	-	-	1-29	2-38	1-26	2-62	-	-	1-18	1-13	-	DNP
REID, G. DB	6-147	-	DNP	3-62	DNP	1-27	-	-	-	-	1-34	1-24	-	-
GREENE, R. WR	3-65	-	2-41	-	-	-	DNP	DNP	DNP	DNP	-	-	-	1-24



2011 SEASON REVIEW

2011 Game-by-Game Participation

No.	Name	GP/GS	ULM	CSU	OU	CU	WF	DU	MD	ST	BC	UM	VA	UF	ND
41	ABRAM, C.	11/-	XXX	XXX	-	XXX	XXX	XXX	XXX	XXX	-	XXX	XXX	XXX	XXX
62	BARRON, A.	9/3	XXX	XXX	-	-	XXX	XXX	XXX	XXX	START	START	-	-	START
13	BRADHAM, N.	13/13	START	START	START	START	START	START	START	START	START	START	START	START	START
37	BRAZEAU, N.	1/-	-	XXX	-	-	-	-	-	-	-	-	-	-	-
3	BRIGHT, J.	6/-	XXX	XXX	-	-	XXX	-	XXX	XXX	-	-	-	XXX	-
31	BROOKS, T.	12/-	XXX	XXX	-	XXX	XXX	XXX	XXX	XXX	XXX	XXX	XXX	XXX	XXX
78	BROXSIE, S.	1/-	-	XXX	-	-	-	-	-	-	-	-	-	-	-
91	CARRADINE, C.	13/-	XXX	XXX	XXX	XXX	XXX	XXX	XXX	XXX	XXX	XXX	XXX	XXX	XXX
39	COLLEY, C.	4/-	XXX	XXX	-	-	-	-	XXX	XXX	-	-	-	-	-
21	COMMACK, A.	12/-	XXX	XXX	XXX	XXX	XXX	XXX	XXX	XXX	XXX	XXX	XXX	XXX	-
94	CUMMINGS, D.	2/-	XXX	XXX	-	-	-	-	-	-	-	-	-	-	-
67	DATKO, A.	4/4	START	START	START	START	-	-	-	-	-	-	-	-	-
93	DAWKINS, E.	13/13	START	START	START	START	START	START	START	START	START	START	START	START	START
64	DELLENBACH, D.	13/-	XXX	XXX	XXX	XXX	XXX	XXX	XXX	XXX	XXX	XXX	XXX	XXX	XXX
15	DENT, G.	13/-	XXX	XXX	XXX	XXX	XXX	XXX	XXX	XXX	XXX	XXX	XXX	XXX	XXX
45	DOLAN, J.	1/-	-	XXX	-	-	-	-	-	-	-	-	-	-	-
75	DOUMAR, P.	2/-	-	XXX	-	-	-	-	XXX	-	-	-	-	-	-
98	ERVING, C.	13/-	XXX	XXX	XXX	XXX	XXX	XXX	XXX	XXX	XXX	XXX	XXX	XXX	XXX
76	FAIRCLOTH, G.	11/6	XXX	XXX	XXX	XXX	-	START	START	START	START	START	XXX	START	-
72	FOOSE, D.	3/-	-	-	-	-	-	-	XXX	XXX	XXX	-	-	-	-
8	FREEMAN, D.	12/7	XXX	XXX	XXX	-	XXX	XXX	START	START	START	START	START	START	START
40	FULLINGTON, K.	2/-	-	XXX	-	-	-	-	XXX	-	-	-	-	-	-
19	GEHRES, J.	2/-	-	-	-	-	-	-	-	XXX	XXX	-	-	-	-
13	GHOLSTON, R.	1/-	-	XXX	-	-	-	-	-	-	-	-	-	-	-
89	GREEN, C.	13/4	XXX	XXX	XXX	XXX	XXX	START	START	XXX	XXX	START	START	XXX	XXX
80	GREENE, R.	9/3	XXX	XXX	START	START	START	-	-	-	-	XXX	XXX	XXX	XXX
12	HAGGINS, J.	7/1	START	XXX	XXX	-	-	-	XXX	XXX	XXX	-	-	XXX	-
1	HARRIS, M.	13/7	START	START	XXX	START	XXX	XXX	START	START	XXX	START	START	XXX	XXX
51	HART, B.	11/9	XXX	XXX	-	-	START	START	START	START	START	START	START	START	START
58	HICKS, D.	13/-	XXX	XXX	XXX	XXX	XXX	XXX	XXX	XXX	XXX	XXX	XXX	XXX	XXX
18	HOPKINS, D.	13/-	XXX	XXX	XXX	XXX	XXX	XXX	XXX	XXX	XXX	XXX	XXX	XXX	XXX
30	HUNTER, T.	11/-	XXX	XXX	-	XXX	-	XXX	XXX	XXX	XXX	XXX	XXX	XXX	XXX
60	FAHRENKRUG, J.	13/12	START	START	START	START	START	START	START	START	START	START	START	START	XXX
54	JACKSON, T.	8/1	-	-	-	-	-	XXX	XXX	XXX	XXX	XXX	XXX	XXX	START
49	JENKINS, B.	13/13	START	START	START	START	START	START	START	START	START	START	START	START	START
80	JERNIGAN, T.	13/-	XXX	XXX	XXX	XXX	XXX	XXX	XXX	XXX	XXX	XXX	XXX	XXX	XXX
7	JONES, C.	13/13	START	START	START	START	START	START	START	START	START	START	START	START	START
33	JONES, T.	9/4	START	START	START	-	XXX	START	-	XXX	XXX	XXX	XXX	-	-
20	JOYNER, L.	13/13	START	START	START	START	START	START	START	START	START	START	START	START	START
85	LITTLE, J.	12/3	XXX	XXX	XXX	START	START	-	XXX	START	XXX	XXX	XXX	XXX	XXX
53	LOVELADY, S.	6/-	XXX	XXX	-	-	-	XXX	XXX	XXX	XXX	-	-	-	-
48	LUC, J.	11/-	XXX	XXX	XXX	XXX	XXX	XXX	XXX	XXX	XXX	XXX	-	-	XXX
3	MANUEL, E.	12/11	START	START	START	-	XXX	START	START	START	START	START	START	START	START
70	MATIAS, J.	7/1	XXX	XXX	-	-	-	XXX	XXX	XXX	XXX	-	-	-	START
97	MCALLISTER, D.	13/-	XXX	XXX	XXX	XXX	XXX	XXX	XXX	XXX	XXX	XXX	XXX	XXX	XXX
92	MCLOUD, A.	13/11	START	START	XXX	START	START	XXX	START	START	START	START	START	START	START
90	MCCRAY, M.	4/-	-	XXX	XXX	-	-	-	-	-	XXX	XXX	-	-	-
55	MCDANIEL, J.	6/2	XXX	XXX	START	XXX	XXX	START	-	-	-	-	-	-	-
10	MOODY, N.	9/2	XXX	-	-	XXX	-	XXX	START	XXX	START	XXX	XXX	-	XXX
35	O'LEARY, N.	13/2	XXX	XXX	XXX	START	XXX	START	XXX	XXX	XXX	XXX	XXX	XXX	XXX
4	PARKS, T.	13/11	START	START	START	START	START	START	XXX	START	XXX	START	START	START	START
43	PORTERFIELD, A.	1/-	-	-	-	-	-	-	XXX	-	-	-	-	-	-
45	POWELL, S.	13/-	XXX	XXX	XXX	XXX	XXX	XXX	XXX	XXX	XXX	XXX	XXX	XXX	XXX
24	PRYOR, L.	13/8	XXX	START	START	XXX	START	XXX	START	START	START	XXX	XXX	START	START
83	REED, B.	12/7	START	START	XXX	-	XXX	START	START	XXX	START	START	START	XXX	XXX
5	REID, G.	11/9	START	-	START	-	START	START	XXX	START	START	XXX	START	START	START
88	RELIFORD, B.	12/9	START	START	START	-	XXX	XXX	START	START	START	XXX	START	START	START
27	RHODES, X.	13/10	XXX	START	START	START	START	START	START	XXX	START	START	XXX	START	START
77	SANDERS, Z.	13/13	START	START	START	START	START	START	START	START	START	START	START	START	START
16	SECORD, W.	1/-	-	XXX	-	-	-	-	-	-	-	-	-	-	-
81	SHAW, K.	13/3	XXX	XXX	XXX	XXX	XXX	XXX	XXX	XXX	XXX	START	XXX	START	START
21	SMILEY, D.	5/-	XXX	XXX	-	-	-	XXX	XXX	-	XXX	-	-	-	-
84	SMITH, R.	13/12	START	START	START	START	START	START	XXX	START	START	START	START	START	START
22	SMITH, T.	12/1	XXX	-	XXX	XXX	START	XXX	XXX	XXX	XXX	XXX	XXX	XXX	XXX
24	SMITH, TERR.	2/-	XXX	XXX	-	-	-	-	-	-	-	-	-	-	-
79	SPURLOCK, D.	7/6	START	START	START	START	START	-	-	-	-	-	START	-	XXX
66	STANLEY, J.	12/-	XXX	XXX	XXX	XXX	XXX	XXX	XXX	XXX	XXX	XXX	XXX	XXX	-
96	STEVENS, T.	13/-	XXX	XXX	XXX	XXX	XXX	XXX	XXX	XXX	XXX	XXX	XXX	XXX	XXX
52	STORK, B.	12/10	START	START	START	START	START	START	START	START	-	XXX	START	START	XXX
28	TERRELL, N.	4/-	XXX	XXX	-	-	-	-	XXX	XXX	-	-	-	-	-
38	THOMAS, J.	11/-	XXX	XXX	XXX	XXX	XXX	XXX	XXX	XXX	XXX	-	XXX	XXX	-
23	THOMPSON, C.	5/2	XXX	XXX	XXX	START	START	-	-	-	-	-	-	-	-
9	TRICKETT, C.	9/2	XXX	XXX	XXX	START	START	XXX	XXX	XXX	XXX	-	-	-	-
44	TYE, W.	4/-	XXX	XXX	-	-	-	-	-	XXX	XXX	-	-	-	-
39	TYRRELL, D.	1/-	-	XXX	-	-	-	-	-	-	-	-	-	-	-
6	WAISOME, N.	11/-	XXX	XXX	-	-	XXX	XXX	XXX	XXX	XXX	XXX	XXX	XXX	XXX
74	WALLACE, J.	3/-	-	-	-	-	-	XXX	XXX	XXX	-	-	-	-	-
95	WERNER, B.	13/13	START	START	START	START	START	START	START	START	START	START	START	START	START
32	WILDER, J.	12/-	-	XXX	XXX	XXX	XXX	XXX	XXX	XXX	XXX	XXX	XXX	XXX	XXX
9	WILLIAMS, K.	12/-	XXX	XXX	XXX	XXX	XXX	XXX	XXX	XXX	XXX	XXX	XXX	XXX	-
11	WILLIAMS, V.	13/12	START	START	START	START	XXX	START	START	START	START	START	START	START	START



2011 SEASON REVIEW

2011 Game-by-Game Starters

	ULM	CSU	OU	CU	WF	DU	MD	ST	BC	UM	VA	UF	ND
X	Reed	Reed	Greene	Greene	Greene	Reed	Reed	Reliford (TE)	Reed	Reed	Reed	Shaw	Shaw
LT	Datko	Datko	Datko	Datko	Hart	Sanders	Sanders	Sanders	Sanders	Sanders	Sanders	Sanders	Sanders
LG	Stork	Stork	Fehrenkrug	Fahrenkrug	Fahrenkrug	Fahrenkrug	Fahrenkrug	Fahrenkrug	Fahrenkrug	Fahrenkrug	Fahrenkrug	Fahrenkrug	Matias
C	Fahrenkrug	Fehrenkrug	Stork	Stork	Stork	Stork	Stork	Stork	Barron	Barron	Stork	Stork	Barron
RG	Spurlock	Spurlock	Spurlock	Spurlock	Spurlock	Faircloth	Faircloth	Faircloth	Faircloth	Faircloth	Spurlock	Faircloth	Jackson
RT	Sanders	Sanders	Sanders	Sanders	Sanders	Hart	Hart	Hart	Hart	Hart	Hart	Hart	Hart
Y	Haggins	Reliford (TE)	Reliford (TE)	Little (TE)	Little (TE)	C. Green	C. Green	Little (TE)	Reliford (TE)	C. Green	C. Green	Reliford (TE)	Reliford (TE)
Z	Smith	Smith	Smith	Smith	Smith	Smith	Reliford (TE)	Smith	Smith	Smith	Smith	Smith	Smith
QB	Manuel	Manuel	Manuel	Trickett	Trickett	Manuel	Manuel	Manuel	Manuel	Manuel	Manuel	Manuel	Manuel
FB	Reliford (TE)	Pryor	Pryor	O'Leary (TE)	Pryor	O'Leary (TE)	Pryor	Pryor	Pryor	Shaw (WR)	Reliford (TE)	Pryor	Pryor
TB	Jones	Jones	Jones	Thompson	Thompson	Jones	Freeman	Freeman	Freeman	Freeman	Freeman	Freeman	Freeman
PK	Hopkins	Hopkins	Hopkins	Hopkins	Hopkins	Hopkins	Hopkins	Hopkins	Hopkins	Hopkins	Hopkins	Hopkins	Hopkins
DS	Dellenbach	Dellenbach	Dellenbach	Dellenbach	Dellenbach	Dellenbach	Dellenbach	Dellenbach	Dellenbach	Dellenbach	Dellenbach	Dellenbach	Dellenbach
HO	Powell	Powell	Powell	Powell	Powell	Powell	Powell	Powell	Powell	Powell	Powell	Powell	Powell
KO	Hopkins	Hopkins	Hopkins	Hopkins	Hopkins	Hopkins	Hopkins	Hopkins	Hopkins	Hopkins	Hopkins	Hopkins	Hopkins
P	Powell	Powell	Powell	Powell	Powell	Powell	Powell	Powell	Powell	Powell	Powell	Powell	Powell
LE	Werner	Werner	Werner	Werner	Werner	Werner	Werner	Werner	Werner	Werner	Werner	Werner	Werner
DT	Dawkins	Dawkins	Dawkins	Dawkins	Dawkins	Dawkins	Dawkins	Dawkins	Dawkins	Dawkins	Dawkins	Dawkins	Dawkins
DT	McCloud	McCloud	McDaniel	McCloud	McCloud	McDaniel	McCloud	McCloud	McCloud	McCloud	McCloud	McCloud	McCloud
RE	Jenkins	Jenkins	Jenkins	Jenkins	Jenkins	Jenkins	Jenkins	Jenkins	Jenkins	Jenkins	Jenkins	Jenkins	Jenkins
WLB	Bradham	Bradham	Bradham	Bradham	Bradham	Bradham	Bradham	Bradham	Bradham	Bradham	Bradham	Bradham	Bradham
MLB	Williams	Williams	Williams	Williams	T. Smith	Williams	Williams	Williams	Williams	Williams	Williams	Williams	Williams
SLB	C. Jones	C. Jones	C. Jones	C. Jones	C. Jones	C. Jones	C. Jones	C. Jones	C. Jones	C. Jones	C. Jones	C. Jones	C. Jones
FC	Reid	Harris	Reid	Harris	Reid	Reid	Harris	Reid	Reid	Harris	Reid	Reid	Reid
SS	Joyner	Joyner	Joyner	Joyner	Joyner	Joyner	Joyner	Joyner	Joyner	Joyner	Joyner	Joyner	Joyner
FS	Parks	Parks	Parks	Parks	Parks	Parks	Moody	Parks	Moody	Parks	Parks	Parks	Parks
BC	Harris	Rhodes	Rhodes	Rhodes	Rhodes	Rhodes	Rhodes	Harris	Rhodes	Rhodes	Harris	Rhodes	Rhodes

Career Starts List

Player	'08	'09	'10	'11	Ttl
Austin Barron	-	-	-	3	3
Nigel Bradham	-	12	14	13	39
Andrew Datko	12	13	11	4	40
Everett Dawkins	-	7	7	13	27
Dax Dellenbach	-	-	14	13	27
Jacob Fahrenkrug	-	-	-	12	12
Garrett Faircloth	-	-	-	6	6
Devonta Freeman	-	-	-	7	7
Christian Green	-	-	-	4	4
Rashad Greene	-	-	-	3	3
Jarred Haggins	-	-	-	1	1
Mike Harris	-	-	-	7	7
Bobby Hart	-	-	-	9	9
Willie Haulstead	-	-	5	-	5
Dustin Hopkins	-	13	14	13	40
Tre' Jackson	-	-	-	1	1
Brandon Jenkins	-	-	14	13	27
Christian Jones	-	-	-	13	13
Ty Jones	-	3	-	4	7
Lamarcus Joyner	-	-	-	13	13
Ja'Baris Little	1	1	4	3	9
EJ Manuel	-	4	2	11	17
Josue Matias	-	-	-	1	1
Anthony McCloud	-	-	7	11	18
Moses McCray	2	9	-	-	11
Jacobi McDaniel	-	2	14	2	18
Nick Moody	-	2	12	2	16
Nick O'Leary	-	-	-	2	2
Henry Orelus	-	-	4	-	4
Terrance Parks	-	-	14	11	25
Shawn Powell	7	13	14	13	47
Lonnie Pryor	-	4	4	8	16
Bert Reed	1	3	10	7	21
Greg Reid	-	-	14	9	23
Beau Reliford	-	5	10	9	24
Xavier Rhodes	-	-	14	10	24
Zebrie Sanders	11	12	14	13	50
Rhonne Sanderson	-	1	2	-	3
Kenny Shaw	-	-	-	3	3
Rodney Smith	-	-	8	12	20
Telvin Smith	-	-	-	1	1
David Spurlock	8	13	7	6	34
Bryan Stork	-	-	4	10	14
Jermaine Thomas	-	10	8	-	18
Chris Thompson	-	-	6	2	8
Clint Trickett	-	-	-	2	2
Bjoern Werner	-	-	-	13	13
Vince Williams	-	-	-	12	12

(Bowl Games Included in Totals)

Game-by-Game Captains

Louisiana-Monroe	Nigel Bradham (LB) Andrew Datko (LT) Shawn Powell (P)
Charleston Southern	Dustin Hopkins (PK) Brandon Jenkins (DE) Zebrie Sanders (RT)
Oklahoma	Dustin Hopkins (K) Terrance Parks (S) David Spurlock (OG)
Clemson	Andrew Datko (LT) Brandon Jenkins (DE) Shawn Powell (P)
Wake Forest	Brandon Jenkins (DE) Shawn Powell (P) David Spurlock (OG)
Duke	Dustin Hopkins (PK) Nigel Bradham (LB) Zebrie Sanders (RT)
Maryland	Shawn Powell (P) Terrance Parks (S) Jermaine Thomas (RB)
NC State	Dustin Hopkins (PK) Nigel Bradham (LB) Zebrie Sanders (RT)
Boston College	Shawn Powell (P) Nigel Bradham (LB) Zebrie Sanders (RT)
Miami	Dustin Hopkins (PK) Nigel Bradham (LB) Zebrie Sanders (RT)
Virginia	Shawn Powell (P) Nigel Bradham (LB) Zebrie Sanders (RT) Bert Reed (WR)
Florida	Shawn Powell (P) Nigel Bradham (LB) Zebrie Sanders (RT)
Notre Dame	Shawn Powell (P) Nigel Bradham (LB) Zebrie Sanders (RT)



2011 SEASON REVIEW

2011 Game Highs

FLORIDA STATE INDIVIDUAL GAME HIGHS

Rushes	19	Devonta Freeman at Duke (Oct 15, 2011)
Yards Rushing	109	Devonta Freeman at Duke (Oct 15, 2011)
TD Rushes	2	EJ Manuel at Duke (Oct 15, 2011)
	2	Devonta Freeman at Boston College (Nov 03, 2011)
	2	Devonta Freeman at Florida (Nov 26, 2011)
Long Rush	53	Rashad Greene vs Virginia (Nov 19, 2011)
Pass attempts	38	Clint Trickett at Clemson (Sep 24, 2011)
Pass completions	25	EJ Manuel vs NC State (Oct 29, 2011)
Yards Passing	336	Clint Trickett at Clemson (Sep 24, 2011)
TD Passes	4	EJ Manuel vs Charleston Southern (Sep 10, 2011)
Long Pass	69	Clint Trickett vs Charleston Southern (Sep 10, 2011)
Receptions	12	Rashad Greene at Wake Forest (Oct 08, 2011)
Yards Receiving	163	Rashad Greene at Wake Forest (Oct 08, 2011)
TD Receptions	2	Bert Reed vs Charleston Southern (Sep 10, 2011)
	2	Rashad Greene vs Charleston Southern (Sep 10, 2011)
Long Reception	69	Rashad Greene vs Charleston Southern (Sep 10, 2011)
Field Goals	3	Dustin Hopkins vs Miami (Nov 12, 2011)
Long Field Goal	53	Dustin Hopkins vs Oklahoma (Sep 17, 2011)
Punts	9	Shawn Powell at Florida (Nov 26, 2011)
Punting Avg	54.8	Shawn Powell vs Miami (Nov 12, 2011)
Long Punt	69	Shawn Powell vs Oklahoma (Sep 17, 2011)
Punts inside 20	5	Shawn Powell at Florida (Nov 26, 2011)
Long Punt Return	83	Greg Reid vs Miami (Nov 12, 2011)
Long Kickoff Return	77	Lamarcus Joyner vs Notre Dame (Dec 29, 2011)
Tackles	13	Nigel Bradham vs Virginia (Nov 19, 2011)
Sacks	2.5	Brandon Jenkins vs Virginia (Nov 19, 2011)
Tackles For Loss	2.5	Nigel Bradham at Boston College (Nov 03, 2011)
	2.5	Brandon Jenkins vs Virginia (Nov 19, 2011)
Interceptions	2	Greg Reid at Florida (Nov 26, 2011)

OPPONENT INDIVIDUAL GAME HIGHS

Rushes	28	Finch, R. at Boston College (Nov 03, 2011)
Yards Rushing	136	Harris, J. at Wake Forest (Oct 08, 2011)
TD Rushes	2	James, M., vs Miami (Nov 12, 2011)
Long Rush	57	Harris, J. at Wake Forest (Oct 08, 2011)
Pass attempts	43	Renfree, S. at Duke (Oct 15, 2011)
Pass completions	26	Renfree, S. at Duke (Oct 15, 2011)
Yards Passing	344	BOYD, at Clemson (Sep 24, 2011)
TD Passes	3	BOYD, at Clemson (Sep 24, 2011)
	3	Price, T. at Wake Forest (Oct 08, 2011)
Long Pass	69	O'Brien, vs Maryland (Oct 22, 2011)
Receptions	9	McCree, vs Maryland (Oct 22, 2011)
	9	Jones, P., vs Virginia (Nov 19, 2011)
Yards Receiving	177	McCree, vs Maryland (Oct 22, 2011)
TD Receptions	2	WATKINS, at Clemson (Sep 24, 2011)
	2	Davis, T. at Wake Forest (Oct 08, 2011)
Long Reception	69	McCree, vs Maryland (Oct 22, 2011)
Field Goals	3	Stevens, Jimmy, vs Oklahoma (Sep 17, 2011)
Long Field Goal	38	Snyderwine, W. at Duke (Oct 15, 2011)
Punts	11	BROWN, A., vs Charleston Southern (Sep 10, 2011)
Punting Avg	53.2	King, A., at Duke (Oct 15, 2011)
Long Punt	62	Baumann, W., vs NC State (Oct 29, 2011)
Punts inside 20	4	TURK, vs Notre Dame (Dec 29, 2011)
Long Punt Return	41	FLOYD, vs Notre Dame (Dec 29, 2011)
Long Kickoff Return	63	DORSEY, T., vs Charleston Southern (Sep 10, 2011)
Tackles	20	Kuechly, L. at Boston College (Nov 03, 2011)
Sacks	2.0	Greer, S., vs Virginia (Nov 19, 2011)
	2.0	SLAUGHTER, vs Notre Dame (Dec 29, 2011)
Tackles For Loss	3.0	Jefferson, Tony, vs Oklahoma (Sep 17, 2011)
Interceptions	2	Harris, Javon, vs Oklahoma (Sep 17, 2011)

FLORIDA STATE TEAM GAME HIGHS

Rushes	46	at Florida (Nov 26, 2011)
Yards Rushing	242	at Duke (Oct 15, 2011)
Yards Per Rush	5.6	vs Virginia (Nov 19, 2011)
TD Rushes	4	vs Maryland (Oct 22, 2011)
	4	at Boston College (Nov 03, 2011)
Pass attempts	46	at Wake Forest (Oct 08, 2011)
Pass completions	30	vs Charleston Southern (Sep 10, 2011)
Yards Passing	477	vs Charleston Southern (Sep 10, 2011)
Yards Per Pass	17.1	at Duke (Oct 15, 2011)
TD Passes	6	vs Charleston Southern (Sep 10, 2011)
Total Plays	79	vs Charleston Southern (Sep 10, 2011)
Total Offense	647	vs Charleston Southern (Sep 10, 2011)
Yards Per Play	8.2	vs Charleston Southern (Sep 10, 2011)
Points	62	vs Charleston Southern (Sep 10, 2011)
Sacks By	6	vs Maryland (Oct 22, 2011)
First Downs	29	vs Charleston Southern (Sep 10, 2011)
Penalties	13	at Wake Forest (Oct 08, 2011)
Penalty Yards	124	at Clemson (Sep 24, 2011)
Turnovers	5	at Wake Forest (Oct 08, 2011)
Interceptions By	4	at Florida (Nov 26, 2011)
Punts	9	at Florida (Nov 26, 2011)
Punting Avg	54.8	vs Miami (Nov 12, 2011)
Long Punt	69	vs Oklahoma (Sep 17, 2011)
Punts inside 20	5	at Florida (Nov 26, 2011)
Long Punt Return	83	vs Miami (Nov 12, 2011)

OPPONENT TEAM GAME HIGHS

Rushes	50	at Clemson (Sep 24, 2011)
Yards Rushing	140	vs Miami (Nov 12, 2011)
Yards Per Rush	3.9	vs Miami (Nov 12, 2011)
TD Rushes	2	at Clemson (Sep 24, 2011)
	2	vs Miami (Nov 12, 2011)
Pass attempts	43	at Duke (Oct 15, 2011)
Pass completions	26	at Duke (Oct 15, 2011)
Yards Passing	344	at Clemson (Sep 24, 2011)
Yards Per Pass	9.8	at Clemson (Sep 24, 2011)
TD Passes	4	at Wake Forest (Oct 08, 2011)
Total Plays	85	at Clemson (Sep 24, 2011)
Total Offense	443	at Clemson (Sep 24, 2011)
Yards Per Play	5.5	vs Miami (Nov 12, 2011)
Points	35	at Clemson (Sep 24, 2011)
	35	at Wake Forest (Oct 08, 2011)
Sacks By	6	vs Oklahoma (Sep 17, 2011)
First Downs	26	at Wake Forest (Sep 24, 2011)
Penalties	10	at Wake Forest (Oct 08, 2011)
Penalty Yards	87	at Wake Forest (Oct 08, 2011)
Turnovers	4	at Boston College (Nov 03, 2011)
	4	at Florida (Nov 26, 2011)
Interceptions By	4	at Wake Forest (Oct 08, 2011)
Punts	11	vs Charleston Southern (Sep 10, 2011)
Punting Avg	53.2	at Duke (Oct 15, 2011)
Long Punt	62	vs NC State (Oct 29, 2011)
Punts inside 20	4	vs Notre Dame (Dec 29, 2011)
Long Punt Return	41	vs Notre Dame (Dec 29, 2011)



Shawn Powell and Dustin Hopkins



2011 SEASON REVIEW

Florida State Team Statistics

DATE	OPPONENT	RUSHING				RECEIVING				PASSING				KICK RETURNS				PUNT RETURNS				TOT OFF
		NO.	YDS	TD	LG	NO.	YDS	TD	LG	CMP-ATT-INT	YDS	TD	LG	NO.	YDS	TD	LG	NO.	YDS	TD	LG	
Sept. 3	LOUISIANA MONROE	28	92	1	19	23	280	3	50	23-35-1	280	3	50	1	36	0	36	4	71	0	30	372
Sept. 10	CHARLESTON SOUTHERN	37	170	2	41	30	477	6	69	30-42-1	477	6	69	3	78	0	37	3	1	0	6	647
Sept. 17	OKLAHOMA	26	27	0	28	20	219	1	56	20-34-3	219	1	56	5	97	0	25	1	0	0	0	246
Sept. 24	at Clemson	15	29	0	13	24	336	3	57	24-38-1	336	3	57	3	89	0	32	0	0	0	0	365
Oct. 8	at Wake Forest	27	110	2	23	25	315	2	46	25-46-4	315	2	46	5	117	0	29	5	51	0	23	425
Oct. 15	at Duke	45	242	3	28	9	239	2	59	9-14-0	239	2	59	1	26	0	26	4	40	0	26	481
Oct. 22	MARYLAND	44	218	4	41	18	264	1	31	18-26-1	264	1	31	2	62	0	33	3	8	0	7	482
Oct. 29	NC STATE	37	123	2	21	25	321	2	37	25-34-1	321	2	37	0	0	0	0	3	37	0	28	444
Nov. 3	at Boston College	41	127	4	15	12	180	1	58	12-16-0	180	1	58	1	20	0	20	2	0	0	1	307
Nov. 12	MIAMI	29	63	0	18	17	196	1	33	17-23-0	196	1	33	3	66	0	34	3	106	1	83	259
Nov. 19	VIRGINIA	33	186	0	53	18	200	1	68	18-31-0	200	1	68	3	69	0	32	5	40	0	34	386
Nov. 26	at Florida	46	30	2	13	6	65	0	14	6-13-0	65	0	14	1	34	0	34	5	45	0	39	95
Dec. 29	vs Notre Dame	29	41	0	11	20	249	2	42	20-31-0	249	2	42	2	101	0	77	2	18	0	18	290
Florida State		437	1458	20	53	247	3341	25	69	247-383-12	3341	25	69	30	795	0	77	40	417	1	83	4799
Opponents		458	1075	8	57	237	2500	16	69	237-401-16	2500	16	69	50	950	0	63	21	188	0	41	3575

Games played: 13
 Avg per rush: 3.3
 Avg per catch: 13.5
 Pass efficiency: 153.04
 Kick ret avg: 26.5
 Punt ret avg: 10.4
 All purpose avg/game: 476.9
 Total offense avg/gm: 369.2

DATE	OPPONENT	TACKLES				SACKS NO-YDS	FUMBLES		PASS DEFENSE			BLKD KICK	PAT ATTEMPTS			SAF	PTS	
		UA	A	TOTAL	TFL-YDS		FF	FR-YDS	INT-YDS	QBH	BRUP		KICK	RUSH	RCV			
Sept. 3	LOUISIANA MONROE	39	29	68	10.5-41	4.0-18	1	0-0	1-0	1	3	0	4-4	0	0	0	0	34
Sept. 10	CHARLESTON SOUTHERN	31	24	55	8.0-27	3.0-15	0	0-0	0-0	2	4	0	8-8	0	0	0	0	62
Sept. 17	OKLAHOMA	36	36	72	6.0-18	1.0-7	0	0-0	2-0	2	2	0	1-1	0	0	0	0	13
Sept. 24	at Clemson	48	34	82	7.0-20	2.0-14	0	1-25	0-0	2	4	0	3-3	0	0	0	0	30
Oct. 8	at Wake Forest	47	22	69	10.0-53	4.0-34	0	0-0	0-0	2	5	1	3-3	0	0	0	0	30
Oct. 15	at Duke	41	18	59	10.0-43	5.0-30	2	1-0	1-0	5	9	0	5-5	0	0	0	0	41
Oct. 22	MARYLAND	46	26	72	7.0-55	6.0-53	0	0-0	0-0	3	6	0	5-5	0	0	0	0	41
Oct. 29	NC STATE	38	32	70	5.0-31	4.0-29	1	1-12	2-7	4	6	0	4-4	0	0	0	0	34
Nov. 3	at Boston College	46	14	60	5.0-19	1.0-3	1	2-0	2-13	0	1	0	5-5	0	0	0	0	38
Nov. 12	MIAMI	39	22	61	4.0-17	1.0-7	2	2-4	1-0	2	3	0	2-2	0	0	0	0	23
Nov. 19	VIRGINIA	36	24	60	6.0-33	3.0-28	0	0-0	0-0	3	3	0	1-1	0	0	0	0	13
Nov. 26	at Florida	45	4	49	13.0-51	2.0-16	0	0-0	4-130	0	6	0	3-3	0	0	0	0	21
Dec. 29	vs Notre Dame	52	14	66	7.0-39	4.0-28	0	0-0	3-39	4	4	0	0-0	0	0	0	0	18
Florida State		544	299	843	98.5-447	40.0-282	7	7-41	16-189	30	56	1	44-44	0	0	0	0	398
Opponents		519	283	802	83.0-404	41.0-284	12	6-35	12-205	17	34	0	20-22	0	0	0	1	196

DATE	OPPONENT	PUNTING								FIELD GOALS			KICKOFFS					
		NO.	YDS	AVG	LONG	BLKD	TB	FC	50+	I20	MD-ATT	LONG	BLKD	NO.	YDS	AVG	TB	OB
Sept. 3	LOUISIANA MONROE	3	125	41.7	44	0	1	0	0	2	2-2	24	0	7	482	68.9	2	0
Sept. 10	CHARLESTON SOUTHERN	2	89	44.5	45	0	0	0	0	1	2-2	26	0	11	759	69.0	5	0
Sept. 17	OKLAHOMA	4	201	50.2	69	0	0	0	1	2	2-2	53	0	4	280	70.0	2	0
Sept. 24	at Clemson	5	214	42.8	55	0	0	0	3	0	1-1	32	0	6	420	70.0	5	0
Oct. 8	at Wake Forest	3	139	46.3	60	0	0	0	1	0	1-1	40	0	6	387	64.5	1	0
Oct. 15	at Duke	2	78	39.0	45	0	0	1	0	2	2-2	48	0	7	460	65.7	2	2
Oct. 22	MARYLAND	3	161	53.7	58	0	1	0	2	0	2-3	38	0	8	541	67.6	2	0
Oct. 29	NC STATE	3	124	41.3	49	0	0	1	0	3	2-3	43	0	7	437	62.4	1	0
Nov. 3	at Boston College	4	196	49.0	66	0	0	0	2	2	1-1	47	0	7	451	64.4	2	0
Nov. 12	MIAMI	5	274	54.8	66	0	1	0	4	2	3-4	38	0	6	410	68.3	2	0
Nov. 19	VIRGINIA	6	302	50.3	58	0	1	0	4	2	2-3	26	0	4	274	68.5	2	0
Nov. 26	at Florida	9	400	44.4	62	0	1	1	4	5	0-1	0	0	4	280	70.0	3	0
Dec. 29	vs Notre Dame	8	378	47.2	56	0	2	1	3	2	2-2	42	0	5	334	66.8	0	0
Florida State		57	2681	47.0	69	0	7	4	24	23	22-27	53	0	82	5515	67.3	29	2
Opponents		90	3529	39.2	62	0	2	23	12	21	8-11	38	1	38	2426	63.8	7	1



2011 SEASON REVIEW

Opponent Team Statistics

DATE	OPPONENT	RUSHING				RECEIVING				PASSING				KICK RETURNS				PUNT RETURNS				TOT OFF		
		NO.	YDS	TD	LG	NO.	YDS	TD	LG	CMP	ATT	INT	YDS	TD	LG	NO.	YDS	TD	LG	NO.	YDS		TD	LG
Sept. 3	LOUISIANA MONROE	39	99	0	17	12	92	0	17	12	22	1	92	0	17	5	74	0	21	0	0	0	0	191
Sept. 10	CHARLESTON SOUTHERN	28	21	0	7	9	63	1	31	9	17	0	63	1	31	6	136	0	63	1	13	0	13	84
Sept. 17	OKLAHOMA	39	111	1	12	18	199	1	38	18	27	2	199	1	38	2	35	0	18	2	7	0	9	310
Sept. 24	at Clemson	50	99	2	19	22	344	3	62	22	35	0	344	3	62	1	21	0	21	2	29	0	22	443
Oct. 8	at Wake Forest	38	128	0	57	22	263	4	40	22	36	0	263	4	40	5	99	0	29	1	4	0	4	391
Oct. 15	at Duke	27	63	1	34	26	226	1	26	26	43	1	226	1	26	3	53	0	19	0	0	0	0	289
Oct. 22	MARYLAND	37	59	1	10	20	272	1	69	20	38	0	272	1	69	6	125	0	30	2	13	0	9	331
Oct. 29	NC STATE	28	36	0	8	19	130	0	17	19	34	2	130	0	17	6	107	0	22	1	1	0	1	166
Nov. 3	at Boston College	39	94	0	25	12	113	1	37	12	20	2	113	1	37	4	80	0	25	1	10	0	10	207
Nov. 12	MIAMI	36	140	2	28	22	243	1	25	22	34	1	243	1	25	4	75	0	25	2	17	0	17	383
Nov. 19	VIRGINIA	29	78	1	17	22	238	1	34	22	31	0	238	1	34	2	35	0	20	4	29	0	12	316
Nov. 26	at Florida	33	54	0	23	14	130	1	24	14	29	4	130	1	24	1	16	0	16	2	20	0	20	184
Dec. 29	vs Notre Dame	35	93	0	15	19	187	1	34	19	35	3	187	1	34	5	94	0	37	3	45	0	41	280
Opponents		458	1075	8	57	237	2500	16	69	237	401	16	2500	16	69	50	950	0	63	21	188	0	41	3575
Florida State		437	1458	20	53	247	3341	25	69	247	383	12	3341	25	69	30	795	0	77	40	417	1	83	4799

Games played: 13
 Avg per rush: 2.3
 Avg per catch: 10.5
 Pass efficiency: 116.66
 Kick ret avg: 19.0
 Punt ret avg: 9.0
 All purpose avg/game: 378.3
 Total offense avg/gm: 275.0

DATE	OPPONENT	TACKLES			SACKS		FUMBLES		PASS DEFENSE			BLKD		PAT ATTEMPTS				PTS				
		UA	A	TOTAL	TFL-YDS	NO-YDS	FF	FR-YDS	INT-YDS	QBH	BRUP	KICK	KICK	RUSH	RCV	SAF						
Sept. 3	LOUISIANA MONROE	36	18	54	4.0-11	2.0-6	0	0-0	1-0	0	0	0	0	0-0	0	0	0	0	0	0	0	0
Sept. 10	CHARLESTON SOUTHERN	46	31	77	4.0-15	2.0-11	0	0-0	1-39	0	4	0	0	1-1	0	0	0	0	0	0	0	10
Sept. 17	OKLAHOMA	35	20	55	12.0-57	6.0-37	0	0-0	3-81	2	3	0	0	2-2	0	0	0	0	0	0	0	23
Sept. 24	at Clemson	30	16	46	2.0-18	2.0-18	0	0-0	1-4	3	4	0	0	5-5	0	0	0	0	0	0	0	35
Oct. 8	at Wake Forest	42	28	70	6.0-29	2.0-17	2	1-0	4-78	3	7	0	0	3-4	0	0	0	0	0	1	0	35
Oct. 15	at Duke	34	34	68	5.0-22	2.0-19	2	1-0	0-0	0	2	0	0	1-1	0	0	0	0	0	0	0	16
Oct. 22	MARYLAND	50	16	66	6.0-41	5.0-39	1	0-0	1-0	0	0	0	0	1-2	0	0	0	0	0	0	0	16
Oct. 29	NC STATE	48	16	64	8.0-19	3.0-7	0	0-0	1-3	1	3	0	0	0-0	0	0	0	0	0	0	0	0
Nov. 3	at Boston College	36	22	58	4.0-16	2.0-13	0	1-0	0-0	0	1	0	0	1-1	0	0	0	0	0	0	0	7
Nov. 12	MIAMI	35	16	51	8.0-23	3.0-17	1	0-0	0-0	0	3	0	0	1-1	0	0	0	0	0	0	0	19
Nov. 19	VIRGINIA	42	22	64	6.0-31	3.0-24	1	1-0	0-0	3	2	0	0	2-2	0	0	0	0	0	0	0	14
Nov. 26	at Florida	44	22	66	11.0-76	4.0-32	4	1-6	0-0	0	2	0	0	1-1	0	0	0	0	0	0	0	7
Dec. 29	vs Notre Dame	41	22	63	7.0-46	5.0-44	1	1-29	0-0	5	3	0	0	2-2	0	0	0	0	0	0	0	14
Opponents		519	283	802	83.0-404	41.0-284	12	6-35	12-205	17	34	0	20-22	0	0	0	1	0	0	1	0	196
Florida State		544	299	843	98.5-447	40.0-282	7	7-41	16-189	30	56	1	44-44	0	0	0	0	0	0	0	0	398

DATE	OPPONENT	PUNTING								FIELD GOALS			KICKOFFS					
		NO.	YDS	AVG	LONG	BLKD	TB	FC	50+	I20	MD-ATT	LONG	BLKD	NO.	YDS	AVG	TB	OB
Sept. 3	LOUISIANA MONROE	7	257	36.7	44	0	0	2	0	1	0-0	0	0	1	70	70.0	0	0
Sept. 10	CHARLESTON SOUTHERN	11	429	39.0	52	0	0	4	1	1	1-1	22	0	3	150	50.0	0	0
Sept. 17	OKLAHOMA	4	185	46.2	51	0	0	0	2	3	3-3	31	0	5	338	67.6	0	0
Sept. 24	at Clemson	3	109	36.3	43	0	0	0	0	2	0-1	0	0	6	416	69.3	3	0
Oct. 8	at Wake Forest	7	260	37.1	45	0	1	0	0	2	2-2	32	0	7	459	65.6	2	0
Oct. 15	at Duke	5	266	53.2	60	0	1	0	4	1	1-1	38	0	1	56	56.0	0	0
Oct. 22	MARYLAND	10	344	34.4	45	0	0	4	0	1	1-1	23	1	2	119	59.5	0	0
Oct. 29	NC STATE	7	284	40.6	62	0	0	2	1	2	0-1	0	0	1	30	30.0	0	1
Nov. 3	at Boston College	7	235	33.6	52	0	0	3	1	1	0-0	0	0	2	140	70.0	1	0
Nov. 12	MIAMI	5	226	45.2	55	0	0	1	2	0	0-0	0	0	3	197	65.7	0	0
Nov. 19	VIRGINIA	8	289	36.1	44	0	0	0	0	3	0-0	0	0	3	180	60.0	0	0
Nov. 26	at Florida	9	360	40.0	50	0	0	3	1	0	0-0	0	0	1	63	63.0	0	0
Dec. 29	vs Notre Dame	7	285	40.7	49	0	0	4	0	4	0-1	0	0	3	208	69.3	1	0
Opponents		90	3529	39.2	62	0	2	23	12	21	8-11	38	1	38	2426	63.8	7	1
Florida State		57	2681	47.0	69	0	7	4	24	23	22-27	53	0	82	5515	67.3	29	2



2011 HONORS & AWARDS

2011 Postseason Honors

Dustin Hopkins (PK)

All-ACC First Team
 All-ACC Academic Football Team
 Lou Groza Award Finalist
 Wuerffel Trophy Finalist
 Capital One/CoSIDA Second Team Academic All-American
 Capital One/CoSIDA First Team Academic All-District IV
 SI.com Honorable Mention All-American
 Phil Steele's All-ACC First Team – Special Teams

Shawn Powell (P)

AFC A FBS First Team All-American
 Walter Camp Foundation First Team All-American
 Yahoo! Sports First Team All-American
 ESPN.com First Team All-American
 Rivals.com First Team All-American
 CBSSports.com Second Team All-American
 FoxSportsNext.com Second Team All-American
 Associated Press Third Team All-American
 Phil Steele Fourth Team All-American
 Phil Steele's All-ACC First Team – Special Teams
 SI.com Honorable Mention All-American
 All-ACC First Team

Zebrie Sanders (OL)

All-ACC First Team
 All-ACC Academic Football Team
 Phil Steele's All-ACC First Team – Offense
 2012 NFF Hampshire Honor Society

Brandon Jenkins (DL)

All-ACC Second Team
 Phil Steele's All-ACC First Team – Defense

Lamarcus Joyner (S)

All-ACC Second Team
 Phil Steele's All-ACC Second Team – Defense
 CollegeFootballNews.com Sophomore All-American Honorable Mention

Nigel Bradham (LB)

All-ACC Honorable Mention
 Phil Steele's All-ACC Second Team – Defense

Greg Reid (PR)

Phil Steele's All-ACC Second Team – Special Teams

Everett Dawkins (DE)

All-ACC Honorable Mention

Bjoern Werner (DE)

Capital One/CoSIDA First Team Academic All-District IV
 All-ACC Honorable Mention
 Phil Steele's All-ACC Third Team – Defense
 CollegeFootballNews.com Sophomore All-American Honorable Mention

Timmy Jernigan (DT)

CFN Freshman All-American First Team
 Yahoo! Sports Freshman First Team All-American
 CBSSports.com First Team Freshman All-American
 FoxSportsNext.com First Team Freshman All-American
 FWA A First Team Freshman All-American
 Rivals.com First Team Freshman All-American
 Phil Steele Second Team Freshman All-American

Bobby Hart (OL)

CFN Freshman All-American Second Team

Devonta Freeman (RB)

CFN Freshman All-American Honorable Mention

Christian Green (WR)

CFN Freshman All-American Honorable Mention

Rashad Greene (WR)

CFN Freshman All-American Honorable Mention
 All-ACC Academic Football Team

Nick O'Leary (TE)

CFN Freshman All-American Honorable Mention

2011 Team Awards

Bob Crenshaw Award

Lamarcus Joyner
 EJ Manuel

Don Powell Award (Unsung Hero)

Mike Harris

Bill McGrotha Award

Nigel Bradham
 Cornelius Carradine

Defensive Warrior

Everett Dawkins

Offensive Warrior

Bryan Stork

Top Conditioned Athlete

Rodney Smith

Offensive Scout Team Players of the Year

Daniel Foose
 Anthony Porterfield
 Jacob Coker

Defensive Scout Team Players of the Year

Shayne Broxsie
 Chad Colley

Special Teams Newcomers of the Year

James Wilder Jr.
 Karlos Williams

Special Teams Most Valuable Players

Toshmon Stevens
 Greg Reid
 Dustin Hopkins
 Shawn Powell

Top Newcomers, Offense

Bobby Hart
 Nick O'Leary
 Devonta Freeman
 Rashad Greene

Devaughn Darling Award/Top Newcomers, Defense

Cameron Erving
 Timmy Jernigan

Most Improved Player, Offense

Christian Green

Most Improved Player, Defense

Lamarcus Joyner

Attitude Award, Offense

Lonnie Pryor

Attitude Award, Defense

Vince Williams
 Terrance Parks

Leadership Award, Offense

EJ Manuel
 Lonnie Pryor

Leadership Award, Defense

Nigel Bradham
 Anthony McCloud

Unselfish Leadership Award

Andrew Datko
 David Spurlock
 Chris Thompson

Skill Blocker Award

Lonnie Pryor

Mr. Versatile

Christian Jones
 Telvin Smith
 Mike Harris

Mr. Dependable Skill

Xavier Rhodes

Most Valuable Player, Offense

EJ Manuel

Most Valuable Player, Defense

Nigel Bradham
 Brandon Jenkins
 Bjoern Werner

2011 Permanent Captains

Nigel Bradham
 EJ Manuel
 Shawn Powell

Academic Awards

Freshmen

Lamarcus Brutus
 Derrick Mitchell
 Austin Barron
 Devonta Freeman
 Rashad Greene
 Bobby Hart

Sophomores

Terrence Brooks
 Lamarcus Joyner
 Jeff Luc
 Bjoern Werner
 Chad Abram
 Daniel Foose
 Kenny Shaw
 Clint Trickett

Juniors

Cornelius Carradine
 Dustin Hopkins

Seniors

Chad Colley
 Zebrie Sanders

2012 Spring Team Awards

Community Service Awards

Dustin Hopkins
 Jeff Luc
 Austin Barron
 Dan Hicks

Spring Practice Iron Men

Everett Dawkins
 Cameron Erving

Matt Schmauch (Sch-Mock) Award

Josh Gehres

Most Outstanding Spring Offensive Player

EJ Manuel

Most Outstanding Spring Defensive Player

Brandon Jenkins

The Hinesman Award

Brandon Jenkins



Jimbo Fisher and EJ Manuel at the 2011 FSU Football Banquet.



2011 ACC REVIEW

The Atlantic Coast Conference Standings

ATLANTIC DIVISION	ACC Games						Overall								
	W	L	For	Opp	Hm	Rd	W	L	For	Opp	Hm	Rd	Nu	Div.	Streak
#Clemson	6	2	270	226	4-0	2-2	10	4	470	410	7-0	2-3	1-1	4-1	Lost 1
Florida State	5	3	250	142	3-1	2-2	9	4	398	196	5-2	3-2	1-0	3-2	Won 2
Wake Forest	5	3	220	227	3-1	2-2	6	7	338	356	4-3	2-3	0-1	4-1	Lost 2
NC State	4	4	206	195	3-1	1-3	8	5	367	321	6-1	1-4	1-0	2-3	Won 3
Boston College	3	5	139	195	1-3	2-2	4	8	218	282	2-4	2-4	0-0	2-3	Won 1
Maryland	1	7	190	288	1-3	0-4	2	10	277	411	2-5	0-4	0-1	0-5	Lost 8
COASTAL DIVISION	W	L	For	Opp	Hm	Rd	W	L	For	Opp	Hm	Rd	Nu	Div.	Streak
*Virginia Tech	7	1	222	146	3-1	4-0	11	3	391	247	5-1	6-0	0-2	5-0	Lost 2
Georgia Tech	5	3	224	212	3-1	2-2	8	5	446	339	5-2	3-2	0-1	2-3	Lost 2
Virginia	5	3	159	183	2-2	3-1	8	5	302	310	4-3	4-1	0-1	3-2	Lost 2
North Carolina	3	5	225	223	3-1	0-4	7	6	364	323	6-1	1-4	0-1	2-3	Lost 1
Miami	3	5	219	190	2-2	1-3	6	6	318	241	4-3	2-3	0-0	3-2	Lost 1
Duke	1	7	156	253	0-4	1-3	3	9	270	374	1-6	2-3	0-0	0-5	Lost 7

#ACC Champions; *Coastal Division Champions

2011 All-ACC Football Honors

1ST TEAM -- OFFENSE

QB	Tajh Boyd, Clemson
RB	David Wilson, Virginia Tech
RB	Giovani Bernard, North Carolina
WR	Sammy Watkins, Clemson
WR	Chris Givens, Wake Forest
OT	Blake DeChristopher, Virginia Tech
OT	Zebrie Sanders, Florida State
OG	Austin Pasztor, Virginia
OG	Omoregie Uzzi, Georgia Tech
C	Dalton Freeman, Clemson
TE	Dwayne Allen, Clemson
K	Dustin Hopkins, Florida State
Spec.	T.J. Graham, NC State

2ND TEAM -- OFFENSE

QB	Logan Thomas, Virginia Tech
WR	Dwight Jones, North Carolina
WR	Conner Vernon, Duke
RB	Lamar Miller, Miami
RB	Andre Ellington, Clemson
OT	Oday Aboushi, Virginia
OT	James Hurst, North Carolina
OG	Jaymes Brooks, Virginia Tech
OG	Jonathan Cooper, North Carolina
OG	Joe Looney, Wake Forest
C	Tyler Horn, Miami
TE	George Bryan, NC State
K	Chandler Catanzaro, Clemson
Spec.	Sammy Watkins, Clemson

1ST TEAM -- DEFENSE

DE	Andre Branch, Clemson
DE	Quinton Coples, North Carolina
DT	Joe Vellano, Maryland
DT	Matt Conrath, Virginia
LB	Luke Kuechly, Boston College
LB	Sean Spence, Miami
LB	Zach Brown, North Carolina
CB	David Amerson, NC State
CB	Chase Minnifield, Virginia
S	Matt Daniels, Duke
S	Josh Bush, Wake Forest
P	Shawn Powell, Florida State

2ND TEAM -- DEFENSE

DE	Brandon Jenkins, Florida State
DE	James Gayle, Virginia Tech
DT	Brandon Thompson, Clemson
DT	Nikita Whitlock, Wake Forest
LB	Terrell Manning, NC State
LB	Julian Burnett, Georgia Tech
LB	Steve Greer, Virginia
CB	Jayron Hosley, Virginia Tech
CB	Kyle Fuller, Virginia Tech
S	Eddie Whitley, Virginia Tech
S	Lamarcus Joyner, Florida State
P	Alex King, Duke

FSU ACC Players of the Week

Bjoern Werner	Defensive Lineman (9/19-Oklahoma)
Dustin Hopkins	Specialist (9/19-Oklahoma)
Clint Trickett	Rookie (9/26-Clemson)
Dustin Hopkins	Specialist (10/17-Duke)
Devonta Freeman	Rookie (10/24-Maryland)
Timmy Jernigan	Defensive Lineman (10/31-NC State)
Shawn Powell	Specialist (10/31-NC State)
Anthony McCloud	Defensive Lineman (11/7-Boston College)
Nick O'Leary	Rookie (11/7-Boston College)
Shawn Powell	Specialist (11/14-Miami)
Brandon Jenkins	Defensive Lineman (11/21-Virginia)
Terrance Parks	Defensive Back (11/28-Florida)
Shawn Powell	Co-Specialist (11/28-Florida)

HONORABLE MENTION

LB	Nigel Bradham, Florida State
DT	Everett Dawkins, Florida State
SPC	Greg Reid, Florida State
DE	Bjoern Werner, Florida State

AWARD WINNERS

COACH OF THE YEAR	Mike London, Virginia
PLAYER OF THE YEAR	David Wilson, Virginia Tech
OFFENSIVE PLAYER OF THE YEAR	David Wilson, Virginia Tech
DEFENSIVE PLAYER OF THE YEAR	Luke Kuechly, Boston College
ROOKIE OF THE YEAR	Sammy Watkins, Clemson
OFFENSIVE ROOKIE OF THE YEAR	Sammy Watkins, Clemson
DEFENSIVE ROOKIE OF THE YEAR	Merrill Noel, Wake Forest
JIM TATUM AWARD	Danny Coale, Virginia Tech
JACOBS BLOCKING TROPHY	Blake DeChristopher, Virginia Tech
BRIAN PICCOLO AWARD	Giovani Bernard, North Carolina

ACC Bowl Records By School

School	App.	Won	Lost	Tie	Pct.	For	Opp.	Last Bowl Appearance	Result
Boston College	22	13	9	0	.591	543	509	2010 Kraft Fight Hunger	lost to Nevada, 20-13
Clemson	34	16	18	0	.471	623	722	2011 Discover Orange Bowl	lost to West Virginia, 71-33
Duke	8	3	5	0	.375	151	197	1994 Hall of Fame	lost to Wisconsin 34-20
Florida State	41	25	14	2	.634	1,000	834	2011 Champs Sports	beat Notre Dame, 18-14
Georgia Tech	40	22	18	0	.550	865	848	2011 Hyundai Sun Bowl	lost to Utah, 30-27 (ot)
Maryland	24	11	11	2	.500	529	484	2010 Military	beat East Carolina, 51-20
Miami	36	19	17	0	.528	735	686	2010 Hyundai Sun	lost to Notre Dame, 33-17
North Carolina	29	13	16	0	.448	585	609	2011 Independence Bowl	lost to Missouri, 41-24
NC State	26	14	11	1	.556	641	587	2011 Belk	beat Louisville, 31-24
Virginia	18	7	11	0	.389	453	556	2011 Chick-fil-A	lost to Auburn 43-24
Virginia Tech	25	9	16	0	.360	568	638	2012 Allstate Sugar	lost to Michigan, 23-20 (ot)
Wake Forest	10	6	4	0	.600	226	209	2011 FAM Music City	lost to Mississippi State, 23-17



This is Florida State **BY THE NUMBERS**

41,710

Enrollment based on fall of 2011

7,077.5

Hours of community service by FSU athletic teams in 2011-12

1993 & 1999

The years Florida State won national championships in football

1851

The year Florida State was founded

111

Seminole selected in the NFL Draft since 1993

50

Years of integration FSU celebrates in 2012

13

Total national championships FSU athletic teams have won

11

Number of current Seminole football players who've received their degrees before the 2012 season opener

6

In the last 10 years FSU has had six crowds of more than 84,000 fill Doak Campbell Stadium including a record crowd of 84,392 for the Oklahoma game in 2011.

2

FSU was one of only two schools (Florida being the other) to have football play in a bowl game, the men's team make the NCAA Basketball Tournament and the baseball team play in the College World Series in 2011-12.



THIS IS

FLORIDA STATE





THIS IS FSU



FLORIDA STATE UNIVERSITY

Location: Tallahassee, Fla.
 Founded: 1851
 Enrollment: 41,710
 Website: www.fsu.edu

Florida State University is a public, fully accredited, coeducational institution, and one of 11 institutions of Florida's State University System, which is directed by the Florida Board of Governors. Located in Tallahassee, Florida's capital city, the university affords students and faculty opportunities for interaction with state and federal agencies for internships, research and part-time employment, as well as numerous social, cultural and recreational activities.

BEGINNINGS

Florida State was established as the Seminary West of the Suwannee by an act of the Florida Legislature in **1851**. The institution first offered instruction at the postsecondary level in 1857 and is the longest continuous site of higher education in Florida. In 1905, the Buckman Act reorganized higher education in the state and designated the Tallahassee school as the Florida Female College. In 1909, it was renamed Florida State College for Women. In 1947, the school returned to coeducational status, and the name was changed to Florida State University.

40,000 & COUNTING

In 1946, there were 2,583 students enrolled. **In 2011, enrollment stood at nearly 42,000.** Of that number, 76.4 percent were undergraduates, 20.4 percent were graduates and 3.2 percent were unclassified; 82.2 percent were in-state students; 93.3 percent were from the United States; students hailed from all 50 states and the District of Columbia; 17 states contributed more than 100 students each; 19 foreign countries contributed more than 30 students each; 54.9 percent were female and 45.1 percent were male; 27.9 percent were minorities and 4.4 percent were internationals.

LAY OF THE LAND

The university's main campus encompasses 445.7 acres in Tallahassee, Leon County; the Panama City Campus has 25.6 acres in Panama City, Bay County. The university owns a total of 1,588.1 acres in Leon, Bay, Collier, Franklin, Sarasota and Gadsden counties. In addition, sites are leased in Marion and Leon counties in Florida and other locations overseas.



WEALTH OF OPPORTUNITY

With 17 colleges, students can take courses of study leading to a **baccalaureate degree in 215 fields in 105 degree-programs**, to a master's or advanced master's degree in 117 degree programs in 245 fields, to a specialist degree in 22 degree programs, to a doctoral degree in 76 degree programs, as well as to a professional degree in two degree programs. The colleges are: Applied Sciences; Arts and Sciences; Business; Communication and Information; Criminology and Criminal Justice; Education; Engineering; The Graduate School; Human Sciences; Law; Medicine; Motion Picture Arts; Music; Nursing; Social Sciences and Public Policy; Social Work; and Visual Arts, Theatre and Dance.

OPERATING BUDGET (2011-2012)

\$1.1 billion

DEGREES AWARDED (2010-2011)

Bachelor's 7,886...Master's 2,218...Specialist 59...
 Doctorate 429...Juris Doctorate 276...Medical Doctorate 113...Total 10,981.



Why Florida State?

One of the nation's elite research universities, Florida State University — with the Carnegie Foundation's highest designation, Doctoral/Research University-Extensive — offers a distinctive academic environment built on its cherished values and unique heritage, welcoming campus on the oldest continuous site of higher education in Florida, championship athletics, and prime location in the heart of the state capital.

Our faculty includes: members of the National Academy of Sciences, the National Academy of Engineering and the American Academy of Arts & Sciences; Pulitzer Prize winners; a Nobel Laureate; Oscar winners; and Guggenheim, Fulbright and National Endowment for the Humanities fellows.

Florida State faculty members attract nearly \$200 million a year in research dollars.

Florida State consistently ranks in the top 10 universities nationally in physical science grants awarded by the National Science Foundation.

Our nearly 42,000 students, of whom 8,500 are graduate and professional students, come from across the nation and around the world.

Recognized nationally for its commitment to diversity, **Florida State University is a national leader in the number of doctorates awarded to African-American students and in the graduation rate of African-American undergraduates.** Its College of Medicine and College of Law are ranked in the nation's Top 10 for Hispanic students.

Programs consistently included in the top public university list include physics, chemistry, political science, psychology, criminology, public administration, library science, information, human sciences, business and law.

At the Ph.D. level, interdisciplinary programs draw on notable research faculty strengths that transcend the traditional disciplines, including neuroscience, molecular biophysics, computational science, materials science and research at the National High Magnetic Field Laboratory—home to the world's most powerful magnets.



FRESHMAN FACTS (CLASS OF 2015)

The middle 50 percent high school GPA, 3.5-4.1... SAT score 1130-1280...ACT score 25-28...there were **16 National Merit Scholars**, 4 National Achievement Scholars and 2 Hispanic Scholars enrolled as undergraduate students during the fall 2011 term.

STELLAR FACULTY

A total faculty of 2,306 are appointed to either full-time or part-time positions on a faculty classification...Florida State's faculty has included six Nobel Laureates...12 faculty members have been elected to the National Academy of Sciences...11 faculty members have been elected to the American Academy of Arts and Sciences...two faculty members have been elected to the National Academy of Engineering...one faculty member has been elected to the National Academy of Medicine...and **two faculty members are Pulitzer Prize winners.**



EDUCATIONAL ADVANTAGES

Florida State has the No. 1 ranked criminology and criminal justice program in the nation. It is located a mere four blocks from the state Capitol, which affords students from many academic disciplines, opportunities for employment or internships with legislators and state agencies. It is home to the National High Magnetic Field Laboratory, which has the world's most powerful magnets.

GOING WORLDWIDE

Florida State offers a variety of overseas opportunities for students during the regular academic year. It has year-round study centers in Florence, Italy; Panama City, Panama; The Republic of Panama; Valencia, Spain; and London, England. Courses at the study centers are offered each semester and cover a wide range of subject areas that are perfect for meeting general and liberal studies requirements. Summer programs are currently being offered in locations including Argentina, Australia, Bahamas, Brazil, China, Costa Rica, Croatia, Czech Republic, Ecuador, France, Israel, Peru, Russia, South Africa, Switzerland, Turkey, and Uruguay.

WORLD-RENOWNED RESEARCH

Florida State has built a reputation as a strong research center in both the sciences and the humanities. **The faculty generates \$199.8 million in external funds to be used for research.** These external funds are in the form of contracts and grants from private foundations, industries and government agencies, and are used to support research, improve research facilities and provide stipends for graduate students.

A PLACE FOR EVERYONE

Florida State has more than 450 recognized student organizations that allow students to find their own niche.



SOME SERIOUS READING

Florida State's Library System contains nearly than **3 million volumes**, of which 1,156,915 are available electronically as e-books. FSU Libraries subscribe to 72,825 electronic journals and 771 databases.

MILESTONES

In 2012, Florida State celebrated 50 years of integration with three days of commemorative events in April to honor the pioneering African-American students who were admitted in the 1960s. Also in April, the university's Flying High Circus marked its 65th anniversary. It is one of two collegiate circuses in the United States.

ACADEMIC SUCCESS




21 ACADEMIC HONOREES

FSU earned 21 academic honors in 2011 including second team Academic All-America selection, placekicker **Dustin Hopkins** (above).

Hopkins was named to the Capital One CoSIDA Academic All-District team where he was joined by first-time honoree **Bjoern Werner**, a sophomore defensive end. Hopkins, a junior from Houston, Texas, earned a degree in communications in 2012. Werner boasts a 3.31 GPA in International Affairs.


Hopkins went on to be named to the Capital One Academic All-America® Division I football team as selected by COSIDA, earning a spot on the 22-player second team.



HAMPSHIRE AWARD

Zebrie Sanders was selected to the 2012 National Football Foundation & College Hall of Fame Hampshire Honor Society. The honor society is comprised of college football players from all divisions of play who each maintained a 3.2 GPA or better. A total of 721 players from 232 schools qualified for membership in the society's sixth year, making the class the largest since the program's creation in 2007.

Sanders became the fifth Seminole selected to the Hampshire Society joining Ochuko Jenije (2011), Christian Ponder (2011), Zack Aronson (2010) and Myron Rolle (2009). Ponder also earned NFF National Scholar-Athlete honors following the 2010 season. A four-year starter at offensive tackle for the Seminoles, Sanders capped off his career by earning first team All-ACC honors and was a two-time All-ACC Academic football team member. He graduated in December 2011 with a degree in retail merchandising and product development and was selected in the fifth round by the Buffalo Bills in the 2012 NFL draft.



RHODES SCHOLAR

Former Seminole **Myron Rolle** earned a Rhodes Scholarship - one of the oldest and most prestigious awards for international study established more than 100 years ago. The Rhodes Trust selected Rolle one of 32 U.S. Rhodes Scholars for 2009 - the first time in nearly 25 years the scholarship was awarded to a prominent college football player. Rolle became the fourth Florida State student ever to be named a Rhodes Scholar. He followed in the footsteps of former Student Body President Joe O'Shea (2008), student-athlete Garrett Johnson (2006) and Caroline Alexander (1976). The scholarships provide all expenses for up to two or three years of study at the University of Oxford in England.




GRADUATING STUDENT-ATHLETES

Since Jimbo Fisher took over in 2010, 34 Seminoles have graduated from Florida State including 11 Seminoles (pictured above) who will have received their degrees before the 2012 season opener.

Call Him Doctor: David Castillo M.D.

Dr. David Castillo, former team captain and starting center for the Seminoles under Coach Bobby Bowden, became part of the largest graduating class for The Florida State University College of Medicine on May 19, 2012 as one of 117 new physicians. After playing five seasons of football at Florida State, Castillo decided to pursue a career in medicine focusing on family medicine with a sports medicine emphasis. His football career began when he was part of the last FSU team to play for a national championship (as a freshman in 2000) and ended with his being named an ESPN The Magazine Academic All-American. While earning his degree in exercise science, Castillo was recognized as the top scholar-athlete in the Atlantic Coast Conference when he won the league's James Tatum Award. He also was named 2006 recipient of the Arthur Ashe Jr. Male Scholar-Athlete Award and was named to Kappa Omicron Nu Honor Society and the ACC All-Academic team. Castillo won a National Football Foundation postgraduate scholarship, a Weaver-James-Corrigan postgraduate scholarship and a National Collegiate Athletic Association Enhancement Scholarship. Castillo volunteered in the Speaking to Youth Role Model Program, with Big Brothers/Big Sisters, the American Red Cross and the Dick Howser Center. He was a member of the Fellowship of Christian Athletes and the FSU Unity Council.



EJ Manuel (left) and Dustin Hopkins

77 ACC ALL-ACADEMIC HONOREES SINCE 1992

FSU football has earned 77 ACC All-Academic honorees since 1992, including returnees – Rashad Greene and Dustin Hopkins, who earned the distinction in 2011 as well as quarterback EJ Manuel who joined Hopkins in 2009 and 2010.

When Florida State takes the field in 2012, **11 Seminoles** will already have received their undergraduate degrees. Those Seminoles include:

Fall '11 Graduates

- **Everett Dawkins** – College of Social Sciences and Public Policy Major – Social Science
- **Jonathan Johnson** – College of Social Sciences and Public Policy Major – Social Science
- **EJ Manuel** – College of Arts and Sciences Major – Media and Communication Studies
- **Vince Williams** – College of Arts and Sciences Major – Creative Writing

Spring '12 Graduates

- **Dax Dellenbach** – College Social Sciences and Public Policy / Double Major – Social Science & Sociology
- **Josh Gehres** – College of Business / Major – Finance
- **Dustin Hopkins** – College of Communication and Information / Major – Media and Communication Studies
- **Anthony McCloud** – College of Social Sciences and Public Policy / Major – Social Science
- **Debrale Smiley** – College of Criminology & Criminal Justice / Major – Criminology, Minor – Sociology
- **Toshmon Stevens** – College of Criminology and Criminal Justice / Major – Criminology, Minor – Business

Summer '12 Graduates

- **Garrett Faircloth** – College of Social Sciences and Public Policy / Major – Sociology



Everett Dawkins



EJ Manuel



Josh Gehres

FOOTBALL ACADEMIC AWARD WINNERS

RHODES SCHOLAR

2009 Myron Rolle

ACADEMIC ALL-AMERICANS

(Selected by the College Sports Information Directors of America)

First Team

1972 Gary Huff (QB)
 1979 Phil Williams (WR),
 Keith Jones (DB),
 Scott Warren (DE)
 1980 Keith Jones (DB)
 1981 Rohn Stark (P)
 1994 Derrick Brooks (OLB)
 1996 Daryl Bush (LB)
 1997 Daryl Bush (LB)
 2000 Chris Hope (FS)
 2001 Chris Hope (FS)

Second Team

1957 Ron Schomburger (E)
 1981 Phil Williams (WR)
 1985 Martin Mayhew (CB)
 1989 Dave Roberts (TE)
 1993 Ken Alexander (ILB),
 Derrick Brooks (OLB)
 2005 David Castillo (C)
 2008 Myron Rolle (S)
 2011 Dustin Hopkins (K)

CFA POSTGRADUATE SCHOLARSHIP

1993 Ken Alexander (LB)
 1994 Derrick Brooks (LB)
 1995 Danny Kanell (QB)
 1997 Daryl Bush (LB)
 2000 Chris Weinke (QB)
 2001 Chris Hope (FS)

NATIONAL FOOTBALL FOUNDATION POSTGRADUATE SCHOLARSHIP

2005 David Castillo (C)
 2010 Christian Ponder (QB)

ACC JAMES E. TATUM AWARD

(Top Football Senior Student-Athlete)

1996 Daryl Bush (LB)
 2006 David Castillo (C)
 2010 Christian Ponder (QB)

ACC SCHOLAR ATHLETE AWARD

2001 Chris Weinke (QB)
 2002 Chris Hope (FS)

NACDA JOHN MCLENDON MINORITY POSTGRADUATE SCHOLARSHIP

2002 Chris Hope (FS)

NCAA POSTGRADUATE SCHOLARSHIP

1980 Phil Williams (WR)
 1987 David Palmer (ILB)
 1990 Dave Roberts (TE)
 1993 Ken Alexander (ILB)
 1994 Derrick Brooks (OLB)
 1995 Danny Kanell (QB)
 2000 Chris Weinke (QB)

NCAA ETHNIC MINORITY POSTGRADUATE SCHOLARSHIP

2006 David Castillo (C)





Giving back to the community is more than a high priority at Florida State University. It is an integral part of the development of the student-athlete. Through the Athletic Department's Office of Student Services, student-athletes are encouraged to serve the community and participate in a program that focuses on life skills as well as personal, career and leadership development.



COMMUNITY

OUTREACH



ACC Top 6 for Service

For the second straight year, **Dustin Hopkins** was recognized by the Atlantic Coast Conference and Florida State as a "Top 6 for Service" honoree, receiving the award in 2012. Hopkins is arguably one of the most outgoing student-athletes at Florida State. Hopkins received a standing ovation from a group of fifth graders after giving them a speech on the importance of education at their annual science fair. He finished by encouraging the children to strive for excellence in all that they do. His influence on his team has led many others to volunteer with him at many events. This is a testament to his ability to relate and inspire people making him a joy to be around, an impactful speaker and a leader wherever he goes.

The Top 6 for Service is awarded on each ACC campus annually. The criteria for this award are determined by each individual school recognizing student-athletes that have demonstrated outstanding community service and community relations. A Top 6 for Service award recipient is dedicated to serving others and have shown a passion for enriching the lives of others.



Seminole Community Service BY THE NUMBERS

150,000

The Florida State Athletic Department has been honored three times as the National Consortium of Academies Sports Outreach Program of the Year for reaching more than 150,000 youth.

12,641.5

In the last two years, FSU athletic teams have performed 12,641.5 hours of community service. More than 1,000 student-athletes have contributed to that total.

7,077.5

Florida State athletic teams combined to provide 7,077.5 hours in service to the community in 2011-12, which is just over 1,500 hours more than the previous year. Ten teams completed over 200 hours each, which is also up from nine last year. More than 450 student-athletes contributed in supporting such events as Across the State Relay, Dance Marathon, FCAT Encouragement (Leon County Schools), Ghazvini Learning Center, Palmer Munroe Teen Center, Red Ribbon Week (Drug Awareness/"Say No to Drugs"), Relay for Life, Smoke Free Florida (Campus Breathe Easy Initiative), Florida Disabled Outdoors Association (FDOA) Miracle Sports Seminole Showdown, Stomp Out Type II Diabetes and United Way (Days of Doing), to go along with others.

553.5

In 2011-12, the FSU football team completed 553.5 hours of community service. The team was one of nine teams in the FSU athletic department to reach 100 percent participation and one of five teams to complete more than 500 hours.

Excellence On and Off the Field

The excellence FSU's student-athletes and athletic teams have displayed in the community this past year has been matched by their performance on the field. **The Seminoles were fifth in the final 2011-12 Division I Learfield Sports Director's Cup Standings.** In 2010-11, Florida State finished ninth overall in the standings as every one of the school's athletic programs participated in postseason play for the second consecutive year. FSU has finished in the top 15 in these standings that measure the overall success of the entire athletics program in each of the last six years.

Hopkins is Golden Off the Field

Dustin Hopkins was recognized for a second straight year as the Golden Nole winner for the football program in 2012.

One of the great events held yearly at Florida State University is the Golden Nole Awards. Student-athletes get together as an entire group and are honored for the contributions they make on the field, in the classroom and in the community. The 18th annual Golden Nole Awards banquet in 2012 was hosted by the Student Athlete Advisory Council (S.A.A.C.) to honor the contributions Florida State student-athletes make that often go unnoticed but are never unappreciated.

Golden Nole honorees are chosen on a combination of factors which include athletic achievement, community service, attitude and dedication.





Nigel Bradham



Zebrie Sanders



Mike Harris



Andrew Datko



2012 NFL DRAFT

Four Seminoles were selected in the 2012 NFL Draft. Nigel Bradham was selected with the 105th overall pick in the fourth round by the Buffalo Bills. Bradham was joined by Zebrie Sanders (5th Rd, Buffalo Bills), Mike Harris (6th Rd, Jacksonville Jaguars) and Andrew Datko (7th Rd, Green Bay Packers).

SEMINOLES

IN THE PROS



Christian Ponder

"No contest: Former Seminoles blow away the pack, finishing first by an 11 percent margin. Scouts say top athletes and emphasis on teaching fundamentals make the Seminoles great pros."

- Wall Street Journal article, which selected FSU as the top school for producing the best NFL players.

PRO BOWLER

Sebastian Janikowski (below) was selected for his first Pro Bowl in 2011, becoming the 19th Seminole since 2000 to accomplish the feat.



Lawrence Timmons

ACC AND THE NFL

15

The ACC had 15 of the first 100 players chosen and 31 overall selections in the three days of the 2012 NFL Draft tying the PAC-12 Conference for the second-highest total among all conferences in the top 100, behind only the Southeastern Conference (17).

31

The SEC led all conferences in overall selections with 42 players chosen in the draft, followed by the Big Ten with 41 and the ACC with 31.

MORE THAN 30

The 31 draftees in 2012 marked the eighth consecutive year the ACC has had 31 or more players chosen in the NFL Draft, a current streak only matched or exceeded by the SEC.

2012 Draftees by Conference

1.	SEC	42
2.	Big Ten	41
3.	ACC	31
4.	Pac-12	28
5.	Big 12	26

Draftees by School Since 2000

1.	Ohio State	83
2.	Miami	81
3.	USC	81
4.	Georgia	74
5.	Florida State	66
	LSU	66

First Round Picks by School Since 2000

1.	Miami	26
2.	USC	18
3.	Ohio State	17
4.	Florida State	15
5.	Texas	14

First Round Picks By Conference Since 2000

1.	SEC	86
2.	ACC	77
3.	Big Ten	65

First Round Picks By Conference Since 2004 ACC Expansion

1.	SEC	70
2.	ACC	54
3.	Big Ten	45
4.	Big 12	44
5.	Pac 12	29



Darnell Dockett



Seminole in the Pros A CLOSER LOOK

111

Since 1993, 111 Florida State Seminoles have been selected in the NFL Draft.

8

Eight Seminole defensive linemen have been drafted in the last eight years, including three first round selections.

TOP 3 ROUNDS

In 24 of the last 25 years, Florida State has had at least one player chosen in the top three rounds of the NFL Draft including 30 first-round selections.

27 STRAIGHT

Florida State has had at least one player chosen in every NFL Draft since 1986, a span of 27 straight years.

PROMINENT SEMINOLES



LEE CORSO

Most people know **Lee Corso** as one of the star analysts for ESPN's College GameDay, but "Not so fast, my friend." Corso enjoyed a standout career as both a quarterback and defensive back for the Seminoles and also played on the FSU baseball and basketball teams. After graduating from Florida State in 1957, Corso ascended up the college coaching ranks, becoming the head coach of Louisville and Indiana before starting his successful broadcast career. He was presented with an honorary doctorate degree during spring commencement 2012.

FLORIDA STATE GRADUATES

Heisman Trophy Winner Charlie Ward
 Model/Athlete Gabrielle Reece
 PGA Golfer Jeff Sluman
 ESPN Analyst Lee Corso
 Texas Head Football Coach Mack Brown
 Rhodes Scholar Myron Rolle
 Astronaut Norm Thagard
 Jefferson Award Recipient Warrick Dunn
 Academy Award Winning Writer Alan Ball
 Entrepreneur And Spanx Inventor Sara Blakely



BUSTER POSEY

After winning nearly every college baseball Player of the Year award as a junior catcher for the Seminoles in 2008, the San Francisco Giants made **Buster Posey** the fifth overall pick in the MLB Draft. Two years later, Posey was named the National League's Rookie of the Year and led the Giants to the 2010 World Series title. Posey was selected to the 2012 MLB All-Star Game receiving the most votes ever by a National League All-Star in baseball history.




JAKE OWEN

The country music star went from attending Florida State to singing about barefoot blue jean nights in sold out arenas in just a few short years. Since debuting on the country scene in 2006, **Jake Owen** has released three Top-10 albums.



SARA BLAKELY

The youngest woman ever to make Forbes magazine's list of billionaires nabbed a degree in communications from Florida State. In 2000, **Sara Blakely** invented Spanx. The shapewear company soon took off turning Blakely's \$5,000 investment into a whole lot more and making her one of the most respected young entrepreneurs in the world.



MACK BROWN Texas Head Football Coach



DOUG MARLETTE Pulitzer Prize Winner

PROMINENT SEMINOLES



SAM CASSELL

Three-time NBA champion **Sam Cassell** played two seasons for the Seminole men's basketball team, leading FSU to the Elite Eight in 1993, before starring in the NBA for 15 years where he averaged 18.9 ppg and 7.2 apg. Cassell is now an assistant coach with the Washington Wizards.



CHERYL HINES

Cheryl Hines grew up in Tallahassee and attended Florida State before beginning a career in show business. Hines has acted, produced and directed, but is most known for her role as Larry David's wife in HBO's comedy series *Curb Your Enthusiasm*.

OTHER DISTINGUISHED SEMINOLES

NFL Man of the Year **Derrick Brooks**
 Heisman Trophy Winner **Chris Weinke**
 Pulitzer Prize Winner **Ellen Taaffe Zwillich**
 Fitness Expert **Richard Simmons**
 Florida Supreme Court Justice **Raoul G. Cantero, III**
 Basketball Hall of Famer **Dave Cowens**
 Olympian **Walter Dix**
 Actor **Faye Dunaway**
 Basketball Coach **Hugh Durham**
 Actor **Paul Gleason**
 Meteorologist **Janice Huff**
 Actor **Traylor Howard**
 New York Yankee Manager **Dick Howser**
 Actor **Nancy Kulp**
 Actor **Christine Lahti**
 St. Louis Cardinals Manager **Tony LaRussa**
 Tallahassee Mayor **John Marks**
 Pulitzer Prize Winner **Doug Marlette**
 U.S. Senator **Mel Martinez**
 Actor **Burt Reynolds**
 Actor/Professor **Tonea Stewart**
 Actor **Robert Ulrich**
 Actor **Sonny Shroyer**
 North Carolina Senator **Kay Hagan**
 Running Expert and Olympian **Jeff Galloway**
 Actor and Comedian **Allan Havey**



CHARLIE WARD Heisman Trophy Winner



MARTIN MAYHEW

Martin Mayhew is entering his fourth season as the general manager of the Detroit Lions. In just three years he turned the Lions from a winless squad in 2008 to a 10-6 playoff team in 2011. Mayhew spent nine seasons as a cornerback in the NFL before obtaining his law degree in 2000 from Georgetown's Law Center and joining the Lions front office in 2001. He graduated from Florida State in 1988 and was an Academic All-American for the Seminoles.



WARRICK DUNN

Warrick Dunn enjoyed a stand out career at running back for Florida State and matched that success during a 12-year professional career with the Tampa Bay Buccaneers and Atlanta Falcons earning invitations to three Pro Bowls and rushing for 10,000 yards. Most impressive about Dunn is his community service. Warrick Dunn Charities have donated over 100 homes to needy families with a single parent. He was selected as the Outstanding Athlete in Service and Philanthropy for the 2011 Jefferson Awards for Public Service, a prestigious national presidential award honoring community and public service in America.



NORM THAGARD Astronaut

1993

NATIONAL CHAMPIONS



- Florida State put an exclamation point on its 1993 season by capturing the program's first National Championship with a dramatic, 18-16 victory over Nebraska in the Orange Bowl on January 1, 1994.
- The Seminoles closed the year with a 12-1 record and Florida State was the first team in eight years to open the season at No. 1 and go on to win the title.
- Senior quarterback Charlie Ward collected 20 national awards, including the Heisman Trophy, while leading the Seminoles to their long-awaited crown.
- FSU led the nation in scoring offense and defense, outscoring their 13 opponents by an average of 34 points per game.



1993 National Champions BY THE NUMBERS

STATISTICAL LEADERS

PASSING LEADERS

Name	Att.	Comp.	Yds.	Int.	TD
Charlie Ward	380	264	3032	4	27
Danny Kanell	49	36	499	0	7

RUSHING LEADERS

Name	Att.	Yds.	TD
Sean Jackson	134	866	5
Warrick Dunn	68	539	4

RECEIVING LEADERS


Name	Rec.	Yds.	TD
Kez McCorvey	74	966	6
Matt Frier	45	598	3
Tamarick Vanover	45	542	3
Kevin Knox	42	575	7

1993 SCHEDULE & RESULTS

Date	Opponent	W/L	Score
Aug. 28	vs. Kansas	W	42-0
Sept. 4	at Duke	W	45-7
Sept. 11	Clemson	W	57-0
Sept. 18	at UNC	W	33-7
Oct. 2	Georgia Tech	W	51-0
Oct. 9	Miami	W	28-10
Oct. 16	Virginia	W	40-14
Oct. 30	Wake Forest	W	54-0
Nov. 6	at Maryland	W	49-20
Nov. 13	at Notre Dame	L	31-24
Nov. 20	N.C. State	W	62-3
Nov. 27	at Florida	W	33-21
Jan. 1, 1994	Nebraska (Orange Bowl)	W	18-16

COACHING STAFF

Head Coach:	Bobby Bowden
Asst. Head Coach/Defensive Line:	Chuck Amato
Defensive Coord./Defensive Backs:	Mickey Andrews
Wide Receivers:	Jeff Bowden
Middle Linebackers/Recruiting Coord.:	Ronnie Cottrell
Outside Linebackers:	Jim Gladden
Tight Ends/Offensive Line:	Odell Haggins
Offensive Line:	Jimmy Heggins
Offensive Coord./Quarterbacks:	Mark Richt
Running Backs:	Billy Sexton
Strength and Conditioning:	Dave Van Halanger





1999

NATIONAL CHAMPIONS

- The 1999 Florida State football team became the first in the history of the Associated Press poll to go wire-to-wire as the No. 1 team in the nation. The Seminoles completed their 12-0 campaign with a thrilling 46-29 Sugar Bowl victory over Virginia Tech on January 4, 2000.
- Not only did coach Bobby Bowden lead the Seminoles down a path no other team had traveled – wire-to-wire at No. 1 – he also recorded the first perfect season of his career. Along the way, Bowden picked up his 300th career victory.



1999 National Champions BY THE NUMBERS

STATISTICAL LEADERS

PASSING LEADERS

Name	Att.	Comp.	Yds.	Int.	TD
Chris Weinke	377	232	3103	14	25
Marcus Outzen	26	12	169	1	1

RUSHING LEADERS

Name	Att.	Yds.	TD
Travis Minor	180	856	7
Jeff Chaney	43	172	2

RECEIVING LEADERS


Name	Rec.	Yds.	TD
Peter Warrick	71	934	8
Ron Dugans	43	644	3

1999 SCHEDULE & RESULTS

Date	Opponent	W/L	Score
Aug. 28	Louisiana Tech	W	41-7
Sept. 11	Georgia Tech	W	41-35
Sept. 18	NC State	W	42-11
Sept. 25	at North Carolina	W	42-10
Oct. 2	vs. Duke (Jacksonville, Fla.)	W	51-23
Oct. 9	Miami	W	31-21
Oct. 16	Wake Forest	W	33-10
Oct. 23	at Clemson	W	17-14
Oct. 30	at Virginia	W	35-10
Nov. 13	Maryland	W	49-10
Nov. 20	at Florida	W	30-23
Jan. 4	vs. Virginia Tech (New Orleans, La.)	W	46-29

COACHING STAFF

Head Coach:	Bobby Bowden
Asst. Head Coach/Linebackers:	Chuck Amato
Defensive Coord./Defensive Backs:	Mickey Andrews
Wide Receivers:	Jeff Bowden
Defensive Ends:	Jim Gladden
Defensive Line:	Odell Haggins
Offensive Line:	Jimmy Heggins
Tight Ends/Recruiting Coord.:	John Lilly
Offensive Coord./Quarterbacks:	Mark Richt
Running Backs:	Billy Sexton
Strength and Conditioning:	Dave Van Halanger





BOBBY BOWDEN FIELD AT DOAK CAMPBELL STADIUM



Doak Campbell Stadium A CLOSER LOOK

TOP SINGLE SEASON HOME ATTENDANCES


NO.	YEAR	GAMES	TOTAL	AVERAGE
1.	2006	8	644,256	80,532
2.	2008	7	545,773	77,967
3.	2011	7	544,893	77,841
4.	2003	6	498,895	83,150
5.	2004	6	497,047	82,841
6.	2005	6	496,343	82,724
7.	2002	6	490,598	81,766
8.	2001	6	488,645	81,441
9.	2000	6	484,985	80,830
10.	1998	6	482,941	80,490



FLORIDA STATE'S LARGEST ROAD ATTENDANCES

NO.	ATTENDANCE	YEAR	OPPONENT
1.	106,145	1991	at Michigan
2.	105,578	1986	at Michigan
3.	90,907	2009	at Florida
4.	90,798	2011	at Florida
5.	90,669	2005	at Florida
6.	90,664	2007	at Florida
7.	90,407	2003	at Florida
8.	89,491	1982	at Ohio State
9.	87,158	1981	at Ohio State
10.	86,200	1999	at Clemson

STADIUM CAPACITIES SINCE 1950

YEARS	CAPACITY
1950-53	15,000
1954-60	19,000
1961-63	25,000
1964-77	40,500
1978-79	47,413
1980-81	51,094
1982-84	55,246
1985-91	60,519
1992	70,123
1993	72,589
1994	75,000
1995	77,500
1996-2000	80,000
2001-2002	82,000
2003-present	82,300





STADIUM FACTS

2012 Capacity:	82,300
Surface:	419 Tiftway Bermuda
Location:	Pensacola Street & Stadium Drive
First Game:	October 7, 1950
Opponent:	Randolph-Macon
Score:	Florida State 40, Randolph Macon 7
All-Time Home Record:	268-90-4 (.7403)

15,000-84,392

From a maximum capacity of 15,000 in 1953 to a record crowd of **84,392 in 2011 against Oklahoma**, Doak S. Campbell Stadium has risen along with the Florida State football program to the top of the college football ladder.

NOV. 20, 2004

In a special ceremony prior to the Florida game on November 20, 2004, the home of Florida State football took on a meaning even more special when **Bobby Bowden Field** was dedicated. Now, with numerous additions to enhance the gameday experience, Seminole fans are treated to one of college football's greatest venues.

SOUTH ENDZONE

The south end zone houses the **Florida State University School of Hospitality**, where students in the program receive hands-on experience in various aspects of the food and beverage industry. The multi-level facility includes a restaurant and a sports grill on the top floor that gives a breathtaking panoramic view of Bobby Bowden Field at Doak Campbell Stadium.

NORTH ENDZONE

The north end zone, which consisted of wood bleachers until the 1994 season kicked off, is topped by the offices of the football coaches. The offices are just part of the **Daisy Parker Flory wing of the Moore Athletic Center** which includes a number of amenities for the football staff. An even more drastic change came to completion in June of 2005 when the athletics department offices moved back into the newly rebuilt Moore Center.

THE LAST 147

The Seminoles have been formidable at home. In their last 147 home games — since the start of the 1988 season — the Seminoles are **124-22-1**. The bulk of those games came with Bobby Bowden leading the team. Over his 34-year career the Seminoles posted a 166-33-2 home record — an .831 winning percentage. That includes an astonishing 56-1-1 record at home in the 1990s and the start of a 54-game unbeaten streak (53-0-1) which began in 1992 and stretched through the first two games of the 2001 season.

200 & 300

Bowden's 200th career victory came on Oct. 27, 1990, as FSU routed Louisiana State, 42-3, in Tallahassee. In 2007, Bowden won his **300th game** at FSU on the field that bears his name with a 24-16 win over Maryland.

260 & COUNTING

The 'Noles are **260-86-4 all-time (.749)** at Doak and 268-90-4 (.740) as the home team, which includes three seasons — 1947-49 — when they played their home games at Centennial Field. FSU was 8-4 at the downtown Tallahassee site, including 8-0 in coach Don Veller's first two seasons.

OCT 7, 1950

Doak Campbell Stadium **opened on Oct. 7, 1950**, with Florida State celebrating a 40-7 victory over Randolph-Macon. Since then, millions of fans have passed through the gates.

DOAK S. CAMPBELL STADIUM'S TOP 25 CROWDS

NO	ATT	YEAR	OPPONENT	FSU	OPP
1.	84,392	2011	Oklahoma	13	23
2.	84,347	2005	Miami	10	7
3.	84,336	2003	Miami	14	22
4.	84,223	2004	Florida	13	20
5.	84,155	2004	Virginia	36	3
6.	84,106	2002	Notre Dame	24	34
7.	83,938	2002	Florida	31	14
8.	83,912	2005	NC State	15	20
9.	83,854	2003	NC State	50	44
10.	83,717	2005	Syracuse	38	14
11.	83,538	2004	Clemson	41	22
12.	83,524	2009	USF	7	17
13.	83,510	2006	Clemson	20	27
14.	83,507	2006	Florida	14	21
15.	83,294	2003	Colorado	47	7
16.	83,237	2008	Florida	15	45
17.	83,043	2006	Boston College	19	24
18.	83,042	2000	Florida	30	7
19.	82,885	2003	Maryland	35	10
20.	82,836	2001	Miami	27	49
21.	82,804	2006	Virginia	33	0
22.	82,728	2007	Miami	29	37
23.	82,708	2004	UNC	38	16
24.	82,626	2005	Maryland	35	27
25.	82,589	2005	Wake Forest	41	24

OSCEOLA & RENEGADE

THE BEST NCAA FOOTBALL TRADITION IN THE COUNTRY

Arguably the greatest spectacle in college football unfolds moments before kickoff at Doak Campbell Stadium when **Osceola** charges down the field atop **Renegade**, a beautiful Appaloosa, and plants a flaming spear at midfield prior to each home game.

The tradition was born on September 16, 1978, when a student led the football team from the tunnel, riding a horse as the Seminoles headed into battle against Oklahoma State. Jim Kidder and Reo were the original Osceola and Renegade. Since then, five different Renegades and 15 different riders have made the ride and planted the spear, which brings the game day crowd to its feet.


Bill Durham trained the riders and horses for 20 years before passing the honor and responsibility along to his son, Allen, who was a rider from 1992-1994. The clothing and rigging used by Osceola and Renegade are designed for authenticity and approved by the Seminole Indian Tribe of Florida.

Prior to the 2011 season, ESPN's SportsNation voted Osceola and Renegade the best NCAA Football Tradition in the country. A framed rendering of the spear plant was presented to Bill and Allen Durham during the Oklahoma game on Sept. 17, 2011. That rendering resides in the Moore Athletics Center.



RENEGADES

Renegade I	1978
Renegade II	1979-89
Renegade III	1989-99
Renegade IV	1999-02, 2005-06
Renegade V	2003-04, 2007-present



OSCEOLAS

1.	Jim Kidder	Jacksonville, FL	1978-79
2.	David Mays	Tallahassee, FL	1980-81
3.	David Williams	Tallahassee, FL	1982
4.	Jeff Ereckson	Tallahassee, FL	1983-84
5.	Greg Ereckson	Tallahassee, FL	1985-86
6.	Jim Fairfield	Bradenton, FL	1987-88
7.	Tom Sawyer	W. Palm Beach, FL	1989-91
8.	Allen Durham	Tallahassee, FL	1992-94
9.	Andy Taylor	Laurel, MS	1995-96
10.	Jason Mork	Tallahassee, FL	1997
	Alumni Riders		1998
11.	Daniel Kennerly	Bunnell, FL	1999
12.	Lincoln Golike	Pilot Point, TX	2000-03
13.	Josh Halley	Chipley, FL	2004-07
14.	Chris Gannon	Palm Beach, FL	2008
15.	Drake Anderson	Calera, AL	2009-12

SOD CEMETERY



Florida State's sod cemetery holds chunks of the field from great Seminole road wins.

7

For nearly seven decades, "sod games" and the Florida State University Sod Cemetery have been a rich part of the Seminoles college football history, commemorating many of the greatest victories.

1962

In 1962, as the Seminoles completed their Thursday practice in preparation to face Georgia at Sanford Stadium, Dean Coyle Moore – a long-time professor and member of FSU's athletic board – issued a challenge: "Bring back some sod from between the hedges at Georgia."

OCT. 20 - FSU 18, GEORGIA 0

On Saturday, October 20, the Seminoles scored an 18-0 victory over the favored Bulldogs. Team captain Gene McDowell pulled a small piece of grass from the field, which was presented to Moore at the next football practice. Moore and FSU coach Bill Peterson had the sod buried on the practice field as a symbol of victory. A monument was placed to commemorate the triumph and the tradition of the sod game was born.

ON THE ROAD: UNDERDOG, UF, ACC TITLE, BOWLS

Before leaving for all road games in which Florida State is the underdog, all road games at the University of Florida and all ACC championship and bowl games, Seminole captains gather their teammates to explain the significance of the tradition. Victorious captains return with a piece of the opponent's turf to be buried in the Sod Cemetery inside the gates of the practice field.

Away from home and against the odds, Florida State sod games represent the most difficult battles on the football field. The Sod Cemetery stands as a tribute to those triumphs, to be enjoyed by the Seminole faithful.

Year	Opponent	Score	Site
1962	Georgia	18-0	Sanford Stadium
	Georgia Tech	14-14	Grant Field
	Auburn	14-14	Cliff Hare Stadium
1963	Miami	24-0	Orange Bowl
1964	Georgia	17-14	Sanford Stadium
	Texas Christian	10-0	Amon G. Carter Stadium
	Miami	14-0	Orange Bowl
1965	Oklahoma	36-19	Gator Bowl
1966	Miami	23-20	Orange Bowl
	Texas Tech	42-33	Jones Stadium
	South Carolina	32-10	Carolina Stadium
1967	Alabama	37-37	Legion Field
	Memphis State	27-7	Memphis Memorial Stadium
	Texas A&M	19-18	Kyle Field
	Florida	21-16	Florida Field
	Penn State	17-17	Gator Bowl
1968	NC State	48-7	Carter Stadium
	South Carolina	35-28	Carolina Stadium
	Houston	40-20	Gator Bowl
1969	Miami	19-14	Orange Bowl
	Virginia Tech	10-10	Lane Stadium
1970	South Carolina	21-13	Carolina Stadium
	Miami	27-3	Orange Bowl
1976	Boston College	28-9	Alumni Stadium
	North Texas State	21-20	Fouts Field
1977	Oklahoma State	25-17	Lewis Field
	Florida	34-9	Florida Field
	Texas Tech	40-17	Tangerine Bowl
1978	Syracuse	28-0	Archbold Stadium
1979	Arizona State	31-3	Sun Devil Stadium
	Louisiana State	24-19	Tiger Stadium
	Florida	27-16	Florida Field

Year	Opponent	Score	Site
1980	Louisiana State	16-0	Tiger Stadium
	Nebraska	18-14	Memorial Stadium
1981	Ohio State	36-27	Ohio Stadium
	Notre Dame	19-13	Notre Dame Stadium
1982	Miami	24-7	Orange Bowl
	Ohio State	34-17	Ohio Stadium
	West Virginia	31-12	Gator Bowl
1983	Arizona State	29-26	Sun Devil Stadium
	Louisiana State	40-35	Tiger Stadium
	North Carolina	28-3	Peach Bowl
1984	Miami	38-3	Orange Bowl
	Arizona State	52-44	Sun Devil Stadium
	Georgia	17-17	Orange Bowl
1985	Nebraska	17-13	Memorial Stadium
	Oklahoma State	34-23	Gator Bowl
1986	Indiana	27-13	All-American Bowl
1987	Michigan State	31-3	Spartan Stadium
	Auburn	34-6	Jordan-Hare Stadium
	Florida	28-13	Florida Field
1988	Nebraska	31-28	Fiesta Bowl
	Clemson	24-21	Clemson Memorial Stadium
1989	Auburn	13-7	Sugar Bowl
	Florida	24-17	Ben Hill Griffin Stadium
1990	Nebraska	41-17	Fiesta Bowl
	Penn State	24-17	Blockbuster Bowl
1991	Michigan	51-31	Michigan Stadium
	Texas A&M	10-2	Cotton Bowl
1992	Clemson	24-20	Clemson Memorial Stadium
	Georgia Tech	29-24	Bobby Dodd Stadium/Grant Field
1993	Nebraska	27-14	Orange Bowl
	Florida	33-21	Ben Hill Griffin Stadium
1993	Nebraska	18-16	Orange Bowl (National Championship)

Year	Opponent	Score	Site
1994	Notre Dame	23-16	Citrus Bowl
	Florida	23-17	Sugar Bowl
1995	Notre Dame	31-26	Orange Bowl
1997	North Carolina	20-3	Kenan Stadium
	Ohio State	31-14	Sugar Bowl
1999	Florida	30-23	Ben Hill Griffin Stadium
	Virginia Tech	46-29	Sugar Bowl (National Championship)
2001	Virginia Tech	30-17	Gator Bowl
2003	Florida	38-34	Ben Hill Griffin Stadium
2004	West Virginia	30-18	Gator Bowl
2005	Boston College	28-17	Alumni Stadium
	Virginia Tech	27-22	Alltel Stadium (ACC Championship)
2006	Miami	13-10	Dolphin Stadium
	UCLA	44-27	Emerald Bowl
2007	Boston College	27-17	Alumni Stadium
2008	Miami	41-39	Land Shark Stadium
	Maryland	37-3	Byrd Stadium
2009	Wisconsin	42-13	Champ Sports Bowl
	Brigham Young	54-28	LaVell Edwards Stadium
	North Carolina	30-27	Kenan Stadium
2010	Wake Forest	41-28	BB&T Field
	West Virginia	33-21	Gator Bowl
	Miami	45-17	Sun Life Stadium
2011	South Carolina	26-17	Chick-fil-A Bowl
	Florida	21-7	Ben Hill Griffin Stadium
2011	Notre Dame	18-14	Champs Sports Bowl

*Sod game victories listed.



ACC CHAMPS

In 2011-12, Florida State saw five teams win ACC titles. The FSU's men's basketball program won the ACC Tournament title for the first time in school history, as did the Seminole women's soccer team to join the volleyball, women's cross country and men's indoor track & field teams as league champions.



AT THE TOP OF ITS GAME

Florida State earned its highest ranking in the Learfield Sports Director's Cup in 2009-10, when the school finished fifth among all Division I athletic programs. The Seminoles matched that feat again in 2011-12, bracketing a ninth-place finish in 2010-11. These are the first top 10 Director's Cup finishes in school history. Over the past six years the Seminole athletic program has finished higher in the standings than at any previous point in the history of the Director's Cup.

Over the past three years, FSU qualified for NCAA postseason play in every sport, every year, with just one exception. In 2010-11, Florida State was the only Division I athletics department in the NCAA to have all of its sports (19) participate in the postseason. It marked the second consecutive year that FSU could make such a claim.

ONE OF THE BEST

For the second time in three school years, Florida State capped the 2011-12 athletic campaign as one of only two Division I programs in the country to send its football team to a bowl game, have its men's basketball team reach the NCAA Tournament and its baseball team compete in the College World Series. The Seminoles last pulled off that impressive trifecta during the 2009-10 academic year. In 2010-11, FSU was one of only eight schools to appear in a football bowl, the NCAA men's basketball tournament and reach the NCAA baseball postseason.

FSU ATHLETICS



CWS

James Ramsey helped lead the Seminole baseball team to its 15th College World Series in 2012. Along the way, Ramsey was selected a Consensus All-American, ACC Player of the Year, ABCA National Player of the Year, Lowe's Senior CLASS Award Winner and a first round pick of the St. Louis Cardinals.

WINNING ON AND OFF THE FIELD

Since 2008, Florida State teams and student-athletes have been winning on and off the field.

CATEGORY	2008	2009	2010	2011	2012	TOTAL
Indiv Natl Champs	9	10	1	8	1	29
Natl Player of the Year	3	1		1	1	6
Player of the Year	6	11	12	11	13	53
Natl Rookie Of The Year		1		1		2
Rookie Of The Year	1	5	1	3	5	15
Natl Coach Of The Year	1	2			2	5
Reg Coach Of The Year	1	5	4	3	8	21
ACC Coach Of The Year	1	7	3	3	5	19
All-America 1st Team	23	37	35	41	48	184
All-America 2nd Team	3	14	6	17	19	59
All-Americans Total	38	72	55	66	85	316
All-Region/District	23	21	21	14	29	108
All-ACC	47	80	79	80	94	380
Indiv ACC Champs	11	21	28	24	21	105

ACADEMIC

ACC Post Grad Scholarships	3	3	3	4	3	16
CoSIDA Academic All-America	1	5	4	4	5	19
CoSIDA Academic District 1st Team	10	6	5	7	13	41
CoSIDA Academic District 2nd Team	3	5	2	4	1	15
CoSIDA Academic District 3rd Team		4	3		1	8
CoSIDA Acad. Athlete of The Year	1				1	2
All-ACC Academic	12	70	84	86	68	320
Student Athlete of The Year		1	7	5	5	18

TEAM HONORS

Team Natl Champs	1					1
Natl Runners Up	3	1	1	3		8
Final Four	3	3	2		6	14
NCAA Postseason	15	13	19	19	18	84
ACC Champions	4	5	4	4	5	22



HISTORY OF WINNING - 13 NATIONAL CHAMPIONSHIPS

Florida State's women's programs were brought to national prominence in the early 1980s when the Seminoles earned five national championships in four sports within a four-year period. The golf program earned the AIAW championship in 1981 while the softball team had back-to-back AIAW titles in 1981 and 1982. The women's track and field program ran away with the 1984 NCAA Outdoor and 1985 NCAA Indoor Championships. Florida State's other national titles include men's gymnastics in 1950-51 and again in 1951-52. The men's volleyball team won the national championship in 1955 and 1957, while football claimed a championship in 1993 and 1999. The men's track and field team took home the 2006 and 2008 national outdoor titles and nearly added two more, finishing second in the nation in 2009 & 2011.



INDOOR PRACTICE FACILITY

Florida State is in the midst of finalizing plans for a new indoor practice facility which will allow the Seminoles to train year round in championship facilities in spite of severe weather conditions or other disruptions. Al and Judy Dunlap made a \$5 million pledge to the Winning Edge Campaign in Feb. 2011.

FIRST-CLASS FACILITIES



THE MANNY GARCIA LOCKER ROOM

- The Manny Garcia Locker Room recently underwent renovations costing more than two million dollars
- The locker room features a unique semi-circle shape and houses 120 wooden lockers for Seminole football players
- Sealed lockers representing the glorious history of FSU football are featured all around the facility
- FSU's consensus All-Americans are also honored throughout the locker room

Sealed Lockers

The retirement (or permanent sealing) of lockers in the Florida State locker room began after Deion Sanders' senior season in 1988. The criterion for locker retirement allows only the dressing area of a two-time consensus All-American and/or Heisman Trophy winners to be retired. Ron Simmons (1979-80), Sanders (1987-88), Marvin Jones (1991-92), Derrick Brooks (1993-94), Sebastian Janikowski (1998-99), Peter Warrick (1998-99) and Alex Barron (2003-04) have had their lockers sealed as two-time consensus All-Americans while Heisman Trophy winners Charlie Ward (1993) and Chris Weinke (2000) have had their lockers forever retired. The lockers are encased in glass with the player's final home uniform and gear intact right down to the sweat bands.



THE AL DUNLAP PRACTICE FIELDS

- The Al Dunlap Practice Fields are the home to all Seminole football practices.
- The facility contains three practice fields running side-by-side (north to south)
- Renovations in March 2011 brought a new sand based drainage system, resurfacing with new top soil to produce natural Bermuda grass, lights for all three fields and the conduits for all the necessary electrical, sewage and other needs for the site of the new indoor facility.



THE MOORE ATHLETICS CENTER

- Renovations completed in 2004 to the four story home for Florida State's Department of Athletics.
- State-of-the-art building includes the football locker room, weight room, athletic training and rehab facility, tutorial and study hall space, multi-purpose theatre for team meetings, press conferences and symposiums, classrooms and a dining facility with a full service kitchen and a mailroom.
- Hub of life for FSU's 400-plus student-athletes.
- Home to the athletics administration and support staff housing the executive staff, business office, computer information services, coaches' video, Seminole Productions, college of communication faculty offices and student edit rooms, academic support, student services, compliance, sports information, digital media, marketing and promotions, facilities and event management.
- Main level showcases Florida State's talented student-athletes with wall-to-wall vibrant memories of historic Seminole seasons and athletic achievements, including the 1993 and 1999 football national championships.
- Designated space for athletic-training curriculum and a studio provided for the College of Communication students to gain hands on experience producing work for Seminole athletics.




SPORTS MEDICINE

The Don Fauls Athletic Training Facility was completed in 2004 and serves as the centerpiece for the daily healthcare needs of Seminole football student-athletes as well as the student-athletes for all 20 of FSU's intercollegiate teams. This 15,000 square foot facility provides FSU student-athletes with access to virtually any needed avenue of health care through the many amenities in place in the facility, as well as through the network of team and supporting physicians. Seminole football student-athletes come here to receive care for any and all types of health related issues.




ATHLETIC TRAINING STAFF



Jake Pfeil
MS, ATC, LAT
*Associate Director
of Sports Medicine*




Jerry Latimer
PT, ATC, LAT
*Associate Director of
Sports Medicine*



Jeronimo Boche
MS, ATC, LAT
*Assistant Athletic
Trainer*



Julie Kruessel
MS, ATC, LAT
*Assistant Athletic
Trainer*



Tyler Deam
ATC, LAT
Graduate Assistant



Madeleine Scaramuzzo
ATC, LAT
Graduate Assistant

SPECIALISTS



Dr. Marion Cooper
Dentist



Dr. Bob Orsillo
Optometrist




Dr. John Van Tassel
Chiropractor



Dr. Steve Jordan
Orthopedic Surgeon



Dr. Kris Stowers
General Practice



Dr. William Thompson
Orthopedic Surgeon



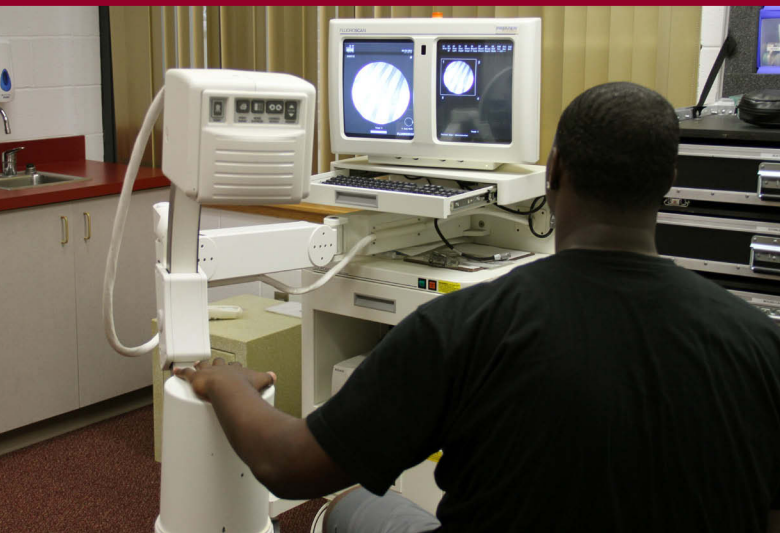
Dr. John Katopodis
Cardiologist

TEAM PHYSICIANS



BACK ON TRACK

Seminole football student-athletes are also able to receive the very best in recovery and rehabilitation of injuries with the guidance of the Sports Medicine staff of four full-time Licensed and Certified Athletic Trainers, one of whom is also a Licensed and Certified Physical Therapist, as well as two Certified Athletic Trainer Graduate Assistants. At their disposal are a wide variety of tools to assist in rehabilitation including a Biodex System 3™ Iso-Kinetic exercise and testing system and a new HydroWorx X80™ underwater treadmill system.



EVERYTHING THAT YOU NEED

The Don Fauls Athletic Training Facility has multiple physician examination rooms, equipped with current medical database record keeping systems, extensive medical supplies and a Fluorocan C-Arm system for providing onsite assessment of fractures and dislocations.

THE NECESSARY STEPS

With the goal of prevention of injury, Seminole football student-athletes are screened for mobility and stability deficiencies using the Functional Movement Screening™ and Selective Functional Movement Assessment™. The athletic training staff takes all the proper precaution before practices and games in preparing players for competition on the field.





STRENGTH & CONDITIONING

THE ROGER HOLLER CHAMPIONS TRAINING COMPLEX

The Florida State Seminoles train out of the Seminole Strength and Speed Complex. The state of the art facility includes a 14,700 square foot weight room, 5,000 additional square feet of complex training area, 24 self-contained powerlift work stations, a cutting edge video/audio system and over 80 pieces of customized free weight and selectorized machines.

Certified Strength and Conditioning Coaches operate the Seminole Strength and Speed Complex. The coach's design individualized programs that include a regiment of strength training, power development, linear and lateral speed enhancement, mobility and endurance. Before a program is designed all student-athletes are put through a battery of test to identify strengths and weakness.

Once testing is completed a computer-generated program is assigned to the student athlete. A coach will guide the student athlete through the program daily and progress will be monitored on a weekly basis by the strength and conditioning staff. Continuous supervision of the athletes will ensure a successful physical transformation into a collegiate athlete.



FSU STRENGTH & CONDITIONING STAFF A CLOSER LOOK

Florida State's strength and conditioning program has quickly become one of the most innovative and advanced programs in the country under the direction of Vic Vilorio and his staff of four full-time assistants. Using some of the top training methods and technologies, FSU's staff has transformed the Seminoles into one of the nation's fittest teams evident in the teams on-the-field success.

FOOTBALL STRENGTH & CONDITIONING STAFF



Vic Vilorio
Head Strength and Speed Coach



Joe Danos
Assistant Strength and Speed Coach



Louis Dobosenski
Assistant Strength and Speed Coach



Brice Lockart
Assistant Strength and Speed Coach



Brandon Sanders
Assistant Strength and Speed Coach



Kristen Gravani
Sports Dietitian

NUTRITION STAFF



“Stay in the Eye of the Storm”

The motto of the strength and conditioning staff is simple, “stay in the eye of the storm.” The most fundamental and important aspect of the Florida State University strength and conditioning program is that our coaches will always be on the floor coaching their athletes. No athlete is left to train on his or her own. Every workout, every exercise, every set, and every rep will be monitored by a coach. The coach will teach, instruct, provide feedback, and motivate the athlete.



ONE GOAL

It is the goal of the Florida State strength and conditioning program to **help each athlete reach their full athletic potential** by providing them with training programs that are scientifically based and founded on modern methods of strength and conditioning.



THE COMPLETE ATHLETE

The objective of the FSU strength and conditioning staff is not only to produce stronger, better conditioned athletes, but also to **build discipline and mental toughness** in each athlete through the implementation of a very structured and organized environment. Athletes are held accountable for the commitment and effort that they put into the program, and lifting and conditioning must be viewed as a vital element in the training program for athletes of any sport.




KEEPING YOU AT THE TOP OF YOUR GAME

The Florida State strength and conditioning staff also plays a major role in the **nutritional counseling and implementation of healthy diets** for each of our athletes. Our staff is responsible for selecting NCAA approved supplements that we deem the most beneficial to our athletes. On a daily basis, our strength and conditioning coaches weigh-in athletes to help monitor changes in bodyweight that may be associated with dehydration, sickness, skipping meals, overeating or eating junk food. This is all done in an effort to help our athletes reach their ideal playing bodyweights, keep energy levels high and sufficient hydration levels.



HISTORY OF

FSU FOOTBALL



1
1993 - FSU at Notre Dame
Billed as Game of the Century



2
1987 - FSU vs. Notre Dame - Fiesta Bowl
FSU arrives as national power

1851

Florida State University actually began in 1851 when a legislative act established the Seminary West of the Suwannee. The first students enrolled in 1857 and the Florida State College was co-educational until 1905 when the Buckman Bill sent all the female students to the "new" Florida State College for Women. The huge numbers of male college students wishing to enter school on the G.I. Bill after World War II forced the legislature to make FSU co-educational in 1946.

1902-04

Thirty-three years after Princeton and Rutgers kicked off American college football, the Florida State College played three seasons of football in Tallahassee. From 1902-1904, FSC played wearing the colors purple and gold. The 1904 squad was crowned state champions after defeating the University of Florida at Lake City and Stetson.

1946

Florida State University became a co-educational institution in 1946 when the first male students were enrolled, most of whom were coming back from World War II. The transition from FSCW, which was regarded as one of the nation's top colleges, to the new institution was remarkably quick and the development of an athletics program was almost as rapid.

1947

Florida State University fielded a football team in 1947 coached by Ed Williamson. On October 18, 1947, Stetson kicked off to the FSU three yard line. Don Grant returned the kickoff to the FSU 32 and 7,165 fans at Centennial Field celebrated the first football game. The team finished 0-5 on the season.

1948

Don Veller became FSU's second football coach in 1948 and would coach the team until 1952. An outstanding player at Indiana University, Veller inherited 20 lettermen from the first year, but only 12 would letter in 1948. Veller would lose just two games over his first three years, including an undefeated 8-0 campaign in 1950.

1950

Florida State played its first football game in Doak S. Campbell Stadium on Oct. 7, 1950 against Randolph Macon. 9,676 fans watched the Seminoles win 40-7, but the new home field was a story in itself. It was built on a former cow pasture and was completed in just five months. Tallahassee Rainey Cawthon was instrumental in selling over 1,000 season tickets at \$50.00 each to fund the stadium and won a wheelbarrow ride down Monroe Street from contractor Red Coleman, who missed the completion date by two days. FSU players painted the stadium over the next summer for \$1 per hour.

1953

Tom Nugent became FSU's third head coach in 1953 and would coach the Seminoles until leaving to become Maryland's head coach in 1958. An innovator on a national level, Nugent developed the I-formation and the typewriter huddle. Among the players he coached were FSU greats Bobby Renn and Lee Corso as well as a talented tailback named Burt Reynolds whose career was cut short by injury.



Top Games in FSU Football History GREAT MOMENTS

	1999	Sugar Bowl FSU vs. Va Tech	46-29 W	FSU wins second national championship
	1993	Orange Bowl FSU vs. Nebraska	18-16 W	FSU wins first national title
1	1993	FSU at Notre Dame	24-31 L	Billed as Game of Century with No. 1 vs. No. 2
2	1987	Fiesta Bowl FSU vs. Nebraska	31-28 W	FSU arrives as national power and kicks off 14-year top five streak
	1980	FSU at Nebraska	18-14 W	Nation takes notice as FSU wins at No. 3 Nebraska
3	1977	FSU at Florida	37-9 W	FSU breaks nine-game losing streak to UF, first under Bobby Bowden
	1970	Louisville at FSU	9-7 W	FSU plays first black football player
	1964	Florida at FSU	16-7 W	First win over Florida
	1962	FSU at Georgia	18-0 W	Birth of the Sod Game Tradition
	1958	FSU at Tennessee	10-0 W	FSU pulls huge upset to propel program

BOB CRENSHAW AWARD

Given in memory of Robert E. (Bob) Crenshaw (Played 1952-55), Florida State football captain in 1954 and student leader who was killed in a jet crash in 1958. The plaque's inscription reads: "To the football player with the biggest heart." The recipient is chosen by his teammates as the man who best exemplifies the qualities that made Bob Crenshaw an outstanding football player and person.

1958	Al Ulmer	Guard
1959	Ramon Rogers	Center
1960	Abner Bigbie	Fullback
1961	Paul Andrews	Fullback
1962	Jim Sims	Tackle
1964	Larry Brinkley	Fullback
1964	Dick Hermann	Linebacker
1965	Howard Ehler	Defensive Back
1966	Ed Pope	Guard
1967	Kim Hammond	Quarterback
1968	Billy Gunter	Running Back
1969	Stan Walker	Guard
1970	Bill Lohse	Linebacker
1971	Bill Henson	Defensive Tackle
1972	David Snell	Defensive Back
1973	Steve Bratton	Defensive End
1974	Jeff Gardner	Offensive Guard
1975	Lee Nelson	Defensive Back
1976	Joe Camps	Defensive Back
1977	Aaron Carter	Linebacker
1978	Scott Warren	Defensive End
1979	Greg Futch	Offensive Tackle
1980	Monk Bonasorte	Defensive Back
1981	Barry Voltapetti	Offensive Tackle
1982	Blair Williams	Quarterback
1983	Ken Roe	Linebacker
1984	Todd Stroud	Noseguard
1985	Pete Panton	Tight End
1986	Greg Newell	Free Safety
1987	Mark Salva	Center
1988	Jason Kuipers	Offensive Guard
1989	Tony Yeomans	Offensive Guard
1990	Lawrence Dawsey	Wide Receiver
1991	Dan Footman	Defensive End
1992	Robbie Baker	Center
1993	Jon Nance	Noseguard
1994	Steve Gilmer	Safety
	Enzo Armella	Noseguard
1995	Todd Rebol	Linebacker
1996	Connell Spain	Defensive Tackle
1997	Greg Spires	Defensive End
1998	Troy Saunders	Cornerback
1999	Reggie Durden	Cornerback
2000	Patrick Newton	Linebacker
2001	Bradley Jennings	Linebacker
2002	Anquan Boldin	Wide Receiver
2003	David Castillo	Center
2004	Bryant McFadden	Cornerback
2005	Andre Fluellen	Defensive Tackle
2006	Darius McClure	Safety
2007	Anthony Houllis	Rover
2008	Ryan McMahon	Center
2009	Ryan McMahon	Center
	Markus White	Defensive End
2010	Andrew Datko	Offensive Tackle
2011	Lamarcus Joyner	Safety
	EJ Manuel	Quarterback



1977 - FSU at Florida
FSU breaks losing streak to Florida

1960-70

Florida State's **arrival on the national map** occurred during Bill Peterson's 11 seasons as head coach. He came in 1960 when free substitution was still five years away in the game. He moved FSU boldly into the forefront of the passing game and led the Tribe to its biggest win yet when they topped No. 5 Kentucky 48-6 in 1964. He would post a 62-42-11 record in Tallahassee. Among a host of other things, Peterson developed the concept of the "hot receiver" in 1964 that remains in most offenses today.

1964

Fred Biletnikoff became FSU's first consensus All-American as a senior in 1964. He ranked fourth nationally with 57 receptions for 11 touchdowns which did not include his four touchdowns in the Gator Bowl win over Oklahoma. Biletnikoff put FSU on the map and he was married under the goalposts at Doak Campbell in 1965. He would go on to have a Hall of Fame career with the Oakland Raiders. The national award given to the top college receiver in the country is named after him.

1966

Ron Sellers began a career at Florida State that would prove one of the **most prolific in college history**. He gained an unheard of 3,979 yards over his career. His statistics were so impressive that most lasted as national records all the way until 1987. He caught passes in 30 consecutive games and averaged 119.9 yards per game. He is a member of the College Football Hall of Fame.

1970

While integration of schools throughout the country came painfully slow, **Florida State's first African-American player took the field in 1970**. J.T. Thomas was a starter from the first game he played at FSU and he backed a sterling college career with three Super Bowl rings earned as a member of the Pittsburgh Steelers.

1971

Larry Jones coached the Seminoles from 1971-1973. An 0-11 campaign in his last year spelled the end for the coach. Among notable players during his era were outstanding wide receiver Barry Smith, quarterback Gary Huff and Alabama transfer **Billy Sexton**.

1974-75

Darryl Mudra coached the Seminoles for two seasons and did his work from the pressbox on game day. Perhaps the biggest accomplishment of Mudra's brief tenure, that included the **NCAA mandated scholarship limits for the first time**, was the signing of an unheralded running back named Larry Key. Key would prove to be one of the finest running backs in Seminole history.

1976

FSU president Stanley Marshall and athletic director John Bridgers set up a dinner meeting at an airport hotel in Tampa where West Virginia head coach **Bobby Bowden** was coaching an all-star game known as the American Bowl. They offered him a four-year contract worth \$37,500 and he became the Seminoles' eighth head coach on Jan. 12. Bowden was interviewed for the job six years earlier when it went to Larry Jones, but FSU officials felt he lacked the experience.

1979-80

Florida State got its first taste of the real big-time in 1979 and 1980 going to **back-to-back Orange Bowls** against Oklahoma. FSU went undefeated (11-0) over the regular season in 1979, but lost 24-7 to the Sooners and finished sixth in the final AP poll. FSU took a 10-1 record into the Orange Bowl showdown the next year before losing a heartbreaker 18-17.

1980

If one game can be singled out as the most important in the run of unprecedented success at Florida State, it would be **the contest at Nebraska on Sept. 7, 1980**. FSU won in Lincoln, 18-14, opening the eyes of the entire country. Nebraska fans shook off a mixture of shock and confusion to stand and give Bobby Bowden and his Seminoles a standing ovation as they left the field.

1981

FSU takes on the following schools in order **all on the road**: Nebraska, Ohio State, Notre Dame, Pittsburgh and LSU. FSU won at Ohio State, Notre Dame and LSU, but, more importantly, won fans coast to coast for its undaunted spirit.

1981

In 1981 a **freshman tailback named Greg Allen** was given the football in the middle of legendary Death Valley with a sea of LSU fans around him. He finished the day with a remarkable 202 rushing yards that signaled the arrival of a superstar for the Seminoles. Later that year, he would rip Western Carolina for 322 rushing yards, which still stands as the best rushing game ever for a Seminole.

1986

Deion Sanders spent a quiet first two years at Florida State before exploding on the national scene in a preseason press conference. He would become one of the most popular players ever in college football and one of the greatest athletes in FSU history.

1991-92

On July 1, 1991, **the Atlantic Coast Conference accepted Florida State University** as its ninth member and the first addition to the league since Georgia Tech joined in 1978. FSU had competed in the Metro Conference for all sports other than football, which had been an independent. FSU's first ACC football game was a 48-21 win over Duke on Sept. 7, 1992.

1993

The Seminoles won their **first national championship** behind Heisman Trophy winner Charlie Ward in 1993. FSU played Nebraska in the national title game at the Orange Bowl and used freshman Scott Bentley's late field goal to win 18-16.

1995

A 31-26 come-from-behind win in the fourth quarter of the Orange Bowl against Notre Dame was **FSU's 11th consecutive bowl win**. The streak set an NCAA record as was FSU's 14-game unbeaten streak in bowls that was spoiled only by a 17-17 tie with Georgia in the 1984 Citrus Bowl.

1999

Bobby Bowden used to keep an empty picture frame in his office, which was reserved for his **first perfect season**. He filled the frame with a 1999 team photo. The Seminoles finished the year 12-0 and topped off the record run with a 46-29 win over Virginia Tech for the national championship in the Sugar Bowl.

2000

Chris Weinke literally rewrote the FSU record book over his senior season and took home the second Heisman Trophy for a Seminole player when he won the award in December of 2000. He would finish his career with a record of 32-3 as a starter.

2002

Bobby Bowden passed Bear Bryant and moved into second place on the all-time coaching wins list.

2003

Bobby Bowden defeats Wake Forest to become **all-time winningest major college coach**. The Seminoles won the ACC and earned the BCS bid.

2004

Bobby Bowden Field at Doak S. Campbell Stadium was dedicated on Nov. 20, 2004 prior to the Florida game.

2005

Florida State wins the **inaugural ACC Championship** game by a score of 27-22 over Virginia Tech in Jacksonville. Willie Reid was named the game's MVP. The conference title was FSU's 12th since joining the league in 1992.

2006

The **College Football Hall of Fame** announced that Bobby Bowden and Charlie Ward would be two of the year's 15 inductees. Bowden and Joe Paterno, who was also inducted, were the first two active coaches to be honored.

2007

Head Coach Bobby Bowden won his **300th career game** at FSU with a 24-16 victory over Maryland.

2008

The College Football Hall of Fame announced that Ron Simmons would be one of 15 inductees. The Rhodes Trust named junior Myron Rolle one of 32 U.S. Rhodes Scholars for 2009 - the first time in nearly 25 years it has awarded the scholarship to a prominent college football player. Senior kicker Graham Gano was named the Lou Groza Award winner, making him just the second Seminole to ever garner the honor.

2009

Legendary head coach Bobby Bowden (1976-2009) and longtime defensive coordinator Mickey Andrews (1984-2009) **announced their retirements** during the season and said their final farewells when FSU defeated West Virginia 33-21 in the 2010 Gator Bowl. The victory secured the Seminoles' 33rd straight winning season under Bowden. It was Florida State's 28th straight bowl appearance - the nation's longest active bowl streak. Bowden retired ranked second all-time in victories for NCAA major college football.

2010

Jimbo Fisher took over the helm at Florida State in 2010 after being named the successor to legendary coach Bobby Bowden on Jan. 5, 2010. In just his first-year, Fisher guided the Seminoles to a final ranking of No. 16 in the USA Today Coaches Poll. He led Florida State to the 2010 Chick-fil-A Bowl Championship after a season sweep of in-state rivals Miami and Florida, an ACC Atlantic Division Title and the program's first 10-win season since 2003. His 10 wins were the most by a first-year head at FSU and the third-most by a rookie coach in the ACC history.

2011

Jimbo Fisher led Florida State to its **30th consecutive bowl appearance** in the Champs Sports Bowl and the Seminoles rallied for an 18-14 win over Notre Dame to win their fourth straight bowl game. Punter Shawn Powell earned consensus All-American honors. FSU defeated both Miami and Florida for the second straight year, something the 'Noles hadn't done in back-to-back seasons since 1998-99.

DID YOU KNOW?

Scholarships In '51

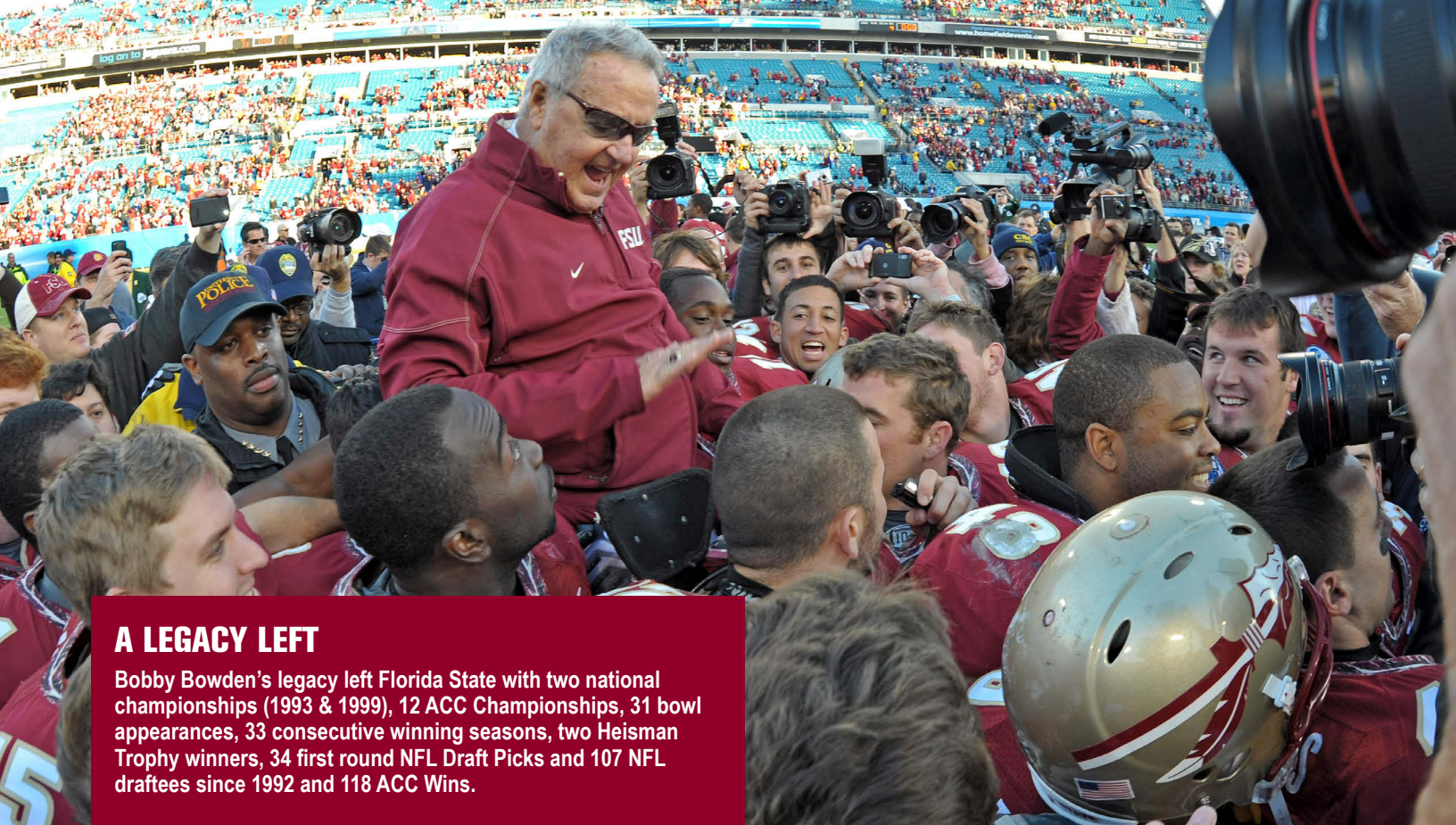
It was not until **1951** that Florida State began to grant athletic scholarships and the move put added pressure on the program to win. FSU left the Dixie Conference and petitioned for membership in the Atlantic Coast Conference and the Southeastern Conference but were rebuffed. Interestingly, it was the University of Florida that sponsored FSU for admission to the SEC.

Seminoles First To Score Two

The late Vic Prinzi, who is a member of the Florida State Hall of Fame and was the color commentator for the radio network until his death in 1997, was **the first college player ever to score a two-point conversion**. On Sept. 13, 1958, the Seminoles took the season-opening drive of the Tennessee Tech game in for a touchdown and Prinzi, playing quarterback, ran in the two-point conversion to beat the other national games by just minutes.

Football Since 1902 Actually

Florida State College actually **played football during the 1902-1904 school years** and played it well. The first game in 1902 was a 5-0 win over South Georgia Military on Nov. 21 when touchdowns were worth five points. The NCAA nor the governing body at the time recognizes the early games for FSC, although the school won the state championship in 1904. The 1904 season included a 23-0 win over Florida in Lake City, Fla. The school then became the Florida State College for Women and would remain one of the nation's top all-female institutions until the large number of returning veterans from World War II triggered the state system to open Florida State University to men in 1946. The school resumed football in 1947, taking on Stetson in its first game.



A LEGACY LEFT

Bobby Bowden's legacy left Florida State with two national championships (1993 & 1999), 12 ACC Championships, 31 bowl appearances, 33 consecutive winning seasons, two Heisman Trophy winners, 34 first round NFL Draft Picks and 107 NFL draftees since 1992 and 118 ACC Wins.

THE

BOWDEN ERA

1976

Although FSU had considered dropping football due to a 4-29 record over the previous four seasons, Bobby Bowden is hired as head coach and records his only losing season at FSU with a 5-6 mark.

1977

In one season, Bowden turns the program around with a 10-2 record, FSU's first-ever 10-win season. Under Bowden's direction, FSU won its first bowl game since 1964 with a 40-17 drumming of Texas Tech in the 1977 Tangerine Bowl.

1978

Bowden and Florida State received the program's first preseason national ranking at No. 17. He led the Seminoles to a second straight win over Florida, marking the first time in history FSU had recorded two straight wins over the Gators.

1979

Bowden led FSU to the Orange Bowl in its first ever New Year's Day bowl. Bowden recorded FSU's first ever unbeaten regular season and the highest AP ranking at No. 4 entering the postseason and coached FSU to a school-record 11 wins.

1980

Bowden's 1980 team was the first in program history to finish in the AP Top 5. When it's looked at how FSU became a national power, the 18-14 win at Nebraska always comes to mind as a landmark victory. He was named National Coach of the Year (Bobby Dodd).

1981

Bowden and Florida State gained notoriety with a schedule that lined FSU up in successive weeks on the road against Nebraska, Ohio State, Notre Dame, Pitt and LSU. The Seminoles went 3-2 in that stretch while Florida State's overall schedule was nicknamed "Murderer's Row" and "Octoberfest."

1982

For the second straight year, Bowden and the Seminoles faced the nation's toughest schedule according to the NCAA. Bowden reached into his bag of tricks for a 34-17 upset win at Ohio State.

1983

Bowden surpassed former head coach Bill Peterson as the all-time winningest coach at FSU. He was inducted into the Florida Sports Hall of Fame. The "War Chant" saw its birth and FSU sported its "mustard" uniforms for the first and only time.

1984

Greg Allen recorded Florida State's first 1,000 yard rushing season. Bowden continued his creative play calls as Jessie Hester scored on a 77-yard reverse as FSU stunned defending national champion Miami, 38-3, in the Orange Bowl.

1985

Bowden coached FSU to its ninth straight winning season, capped off by a 34-23 Gator Bowl victory over Oklahoma State. Perhaps FSU's biggest victory came in the second game when FSU traveled to No. 10 Nebraska and defeated the Cornhuskers 17-13, a game Bowden would later call "one of the biggest wins in FSU history."

1986

Bowden and FSU recorded a 56-14 pounding of South Carolina in FSU's first-ever appearance on ESPN. Bowden led FSU to a perfect 6-0 record at home and the most points scored in a game by FSU in history with a 76-14 win over Tulsa. He was inducted into the Alabama Sports Hall of Fame.

1987

Bowden missed his first national championship by one point when two Miami defenders knocked down a two-point conversion and FSU fell 26-25. FSU snapped a six-game losing skid to the Gators which marked Bowden's 100th victory at FSU.

1988

Bowden's preseason No. 1 ranked team fell at Miami breaking its streak of 11 opening day victories. The Seminoles would not lose again, winning 11 straight games. Bowden called one of his greatest trick plays, the Puntrooskie, at Clemson. FSU drubbed Florida 52-17 for the Seminoles' largest victory margin over the Gators.

1989

After a loss to Clemson, FSU went on to win 10 straight and earn a Top 3 ranking for the third straight year. FSU played in a third straight New Year's Day bowl with a win over Nebraska in the Fiesta Bowl, extending its bowl unbeaten streak to eight.

1990

Bowden earned his 200th career victory when FSU beat LSU 42-3. The 1990 meeting with Florida marked the first time in the series that both teams were ranked in the Top 10 as No. 8 FSU defeated No. 6 UF 45-30. Bowden and FSU beat Joe Paterno's No. 7 Penn State Nittany Lions 24-17 in the Blockbuster Bowl.

1991

Bowden was named National Coach of the Year (Walter Camp) and led FSU to an 11-2 mark and fifth straight season of 10 or more wins. FSU was preseason No. 1 and stayed there 11 weeks before falling to Miami in Wide Right I. FSU defeated No. 3 Michigan 51-31, the most points ever allowed in the Big House.



The Bowden Era A CLOSER LOOK

- Most Victories By An ACC Coach In A Career: 389 (2nd in NCAA All-Time; Due to sanctions against FSU, NCAA recognizes 377)
- Inducted Into the National Football Foundation and College Football Hall of Fame
- 31 Bowl Appearances in 34 Seasons at FSU
- 14 Consecutive Seasons with 10 or more wins
- 28 Consecutive Bowl Games (1982-2009)
- 11 Consecutive Bowl Game Victories (1985-95)
- 14 Straight Bowl Games Without a Loss (1982-95)
- 14 Straight Top 5 Finishes In The AP Poll (1987-2009)
- Coached Two Heisman Trophy Winners: Charlie Ward (1993) and Chris Weinke (2000)
- Most Victories (173) In The ACC
- Most Games Coached (227) In The ACC
- Most Conference Wins (118) In The ACC
- Best Winning Percentage, ACC games (.813)
- Twice As Many ACC Football Championships (12) Than Any Other Coach
- Opened Conference Play with 29 Straight Wins (1992-1995)
- Set or Tied 41 ACC Team Records
- Twice Named ACC Coach of the Year - 1993, 1997
- Most Consecutive ACC Championships Won or Shared (9)

BOWDEN IN BRONZE

Former head coach Bobby Bowden is bigger than life in front of the Moore Athletics Center at Florida State as a bronze statue of his likeness was unveiled in a ceremony on Sept. 24, 2004. The statue is one-and-a-half life-size of Bowden and was sculpted by Tallahassee artist Stanley Proctor. The artist also created a smaller piece of artwork, measuring just over 12 inches high, featuring Bowden and Doak Campbell Stadium.

1992

Bowden and FSU beat Duke in FSU's first game as a member of the ACC. FSU suffered Wide Right II at Miami and fans saw the birth of the "fast-break offense" in the comeback win at Georgia Tech. Marvin Jones became the first Seminole to capture two national awards. Bowden was named the 1992 Neyland Trophy Winner.

1993

Bowden brought home FSU's first national title with an 18-16 win over Nebraska in the Orange Bowl. Charlie Ward became FSU's first Heisman Trophy winner and won every award he was eligible for. Bowden was named ACC Coach of the Year and led FSU to 12 victories for the first time in school history.

1994

Bowden's squad set an NCAA record with the amazing 28 point fourth quarter comeback against Florida. He led the Seminoles to another ACC Title and Top 4 national ranking. Florida State would play Florida a second time in a game dubbed the Fifth Quarter in the French Quarter, as FSU won 23-17 in the Sugar Bowl.

1995

Florida State's streak of 29 straight ACC wins came to an end with a loss at Virginia. FSU still won the ACC Championship and the victory over Notre Dame in the Orange Bowl preserved its NCAA record 11th straight bowl win. Bowden earned career win No. 250 in his 20th year as Florida State's head coach.

1996

Bowden guided FSU to its second national championship game as FSU celebrated 50 years of Seminole football. Florida State fell in a rematch to Florida in the national championship. Bowden was honored as the 1996 National Coach of the Year (Home Depot). FSU finished the season ranked No. 3.

1997

Bowden and FSU went 11-1 for the second straight season, capped off by a win over Ohio State in the Sugar Bowl. Bowden recorded his 200th victory at FSU. He was named ACC Coach of the Year for the second time. FSU finished No. 3, keeping alive the streak of 11 straight seasons of Top 4 finishes in the AP poll.

1998

Bowden led FSU to its second national championship appearance in three years. FSU won another ACC Championship despite falling at NC State 24-7 in only the second ACC loss for the Seminoles since joining the league. FSU went 11-2 and with a Top 4 ranking (No. 3) and 10 or more wins for a 12th-straight season.

1999

Bowden led FSU to its first undefeated season as FSU became the first team in the history of college football to go wire-to-wire as the AP No. 1 ranked team. Bowden was named National Coach of the Year (Home Depot), a National Coach of the Decade Finalist (Home Depot) and his Seminoles were honored as the ESPN College Team of the Decade (any sport).

2000

FSU played in its third straight national championship game and fourth in five years. The 2000 season was the last of Bowden's streak of 14 straight AP Top 5 finishes and 14 straight seasons of 10 or more wins. The Seminoles finished the season 11-2, 8-0 in the ACC and a No. 5 ranking in the AP final poll.

2001

For the first time since joining the ACC in 1992, Bowden's Seminoles did not win the ACC championship but still went to their 11th straight New Year's Day bowl with an invitation to the Gator Bowl where FSU defeated Virginia Tech. With that win, Bowden tied Bear Bryant for second place on the all-time coaching wins list with 323.

2002

Florida State returned to the top of the ACC and the Seminoles played Georgia in the Sugar Bowl. FSU concluded the season ranked 21st in the final AP poll. During the season, Bowden recorded his 250th victory at Florida State and 325th victory of his career.

2003

Bowden led FSU back to another 10-win season and passed Joe Paterno as the all-time winningest major college football coach. The Seminoles captured the ACC title, its 10th in 12 years, and earned the BCS bid to the Orange Bowl, marking FSU's 22nd straight post-season trip and 13th consecutive January bowl game.

2004

Bowden coached FSU to its 23rd straight bowl and a No. 15 final ranking as he recorded FSU win No. 275 and career win No. 350 during the season. The field at Doak Campbell Stadium was named Bobby Bowden Field, a stained glass window depicting Bowden and a statue of his likeness were placed in front of the stadium.

2005

Bowden guided FSU to another ACC title in the inaugural ACC Championship game with a 27-22 win over Virginia Tech in Jacksonville which propelled FSU into the FedEx Orange Bowl against Penn State. The game was Bowden's 24th consecutive bowl, as he coached against Joe Paterno in an epic triple OT game.

2006

Bowden was inducted into the College Football Hall of Fame. The Seminoles made their longest road trip in school history, venturing 2,600 miles to San Francisco for the Emerald Bowl where they beat UCLA. The game marked FSU's 25th straight bowl appearance and the win extended Bowden's winning-season streak to 30.



2007

Bowden earned his 31st consecutive winning season with a 7-6 record and made a Music City Bowl appearance. Bowden reached another milestone in his decorated career when he earned his 300th win at Florida State in a 24-16 victory over Maryland.

2008

Bowden coached his 'Noles to a 9-3 record, No. 21 national ranking and a tie for 1st in the ACC Atlantic Division. FSU concluded the season with a win over Wisconsin in the Champs Sports Bowl and touted the nation's longest bowl streak at 27 straight. In FSU's win over Colorado in Jacksonville, Bowden recorded his 500th game as a head coach.

2009

On December 1st, Bowden announced that the bowl game would be his last as head coach of Florida State. He was carried off the field in his final game as his Seminoles defeated West Virginia, the school he coached prior to coming to FSU, in the Gator Bowl.

FSU FOOTBALL TRADITION



FSU Fight Song

While the "War Chant" has become familiar at FSU games, the **Florida State fight song still remains the definitive sound of Seminole sports.** FSU's band became the Marching Chiefs in 1950 and with that came the fight song. Tommy Wright, a member of the faculty in the School of Music, was perturbed that the Seminoles had been using "On Wisconsin" and the "Notre Dame Victory March" so he introduced the song in the Sewanee game, setting to music a poem by FSU Alumni Doug Alley.

History of the Garnet and Gold

Florida State's school colors of **garnet and gold** date back to the Florida State College championship football teams of 1904 and 1905. In those championship seasons, FSC donned purple and gold uniforms. When Florida State College became Florida Female College in 1905, the football team was forced to attend the University of Florida. The following year the FFC student body selected crimson as the official school color of 1905. The administration in 1905 took crimson and combined it with the recognizable purple of the championship football teams to achieve the color garnet. The now-famous garnet and gold colors were first used on an FSU uniform in a 14-6 loss to Stetson on Oct. 18, 1947.



War Chant

Florida State's "war chant" appears to have **begun with a random occurrence** that took place during a 1984 game against Auburn. In the 1960s, the Marching Chiefs would chant the melody of a popular FSU cheer. In a sense, that chant was the long version of FSU's current "war chant." During a thrilling game with Auburn in 1984, the Marching Chiefs began to perform the dormant

melody. Some students behind the band joined in and continued the "war chant" portion after the band had ceased. Most agree the chant came from the fraternity section, but many spirited Seminole fans added the hand motion to symbolize the brandishing of a tomahawk. The chant continued among the student body during the 1985 season, and by the 1986 season, it was a stadium-wide phenomenon. Of course, the Marching Chiefs refined the chant, plus put their own special brand of accompaniment to the "war chant," for the sound we hear today. Atlanta Braves fans took up their version of the song and chant when former FSU star Deion Sanders came to the plate as an outfielder. The Kansas City Chiefs first heard it when the Northwest Missouri State band, directed by 1969 FSU graduate Al Sergel, performed the chant while the players were warming up for a game against San Diego.

Goal Posts Salute Peterson

The Bill Peterson era as head football coach at FSU was a time of **great offensive innovation** and of many firsts for the upstart Seminole program, including the first Seminole coach to beat the Gators at Florida Field, coaching the program's first All-American in Fred Biletnikoff and recruiting James Thomas, the first African American player to ever play football at FSU. A tradition of the Peterson era was to enter the field through the goal posts. As a tribute to the players and coaches of the Peterson era and their many firsts, "H" style goal posts were added to the field at Doak Campbell Stadium prior to the 2002 season and will forever be referred to as "Pete's Posts."

Tomahawks Can Be Won and Lost

Florida State's coaching staff and academic staff **award tomahawks** to individual players for great plays or contributions on the field and in the classroom. Players may get a tomahawk for a crucial play, a touchdown, a saving tackle or various other achievements on the field. In 1997 the Seminoles began receiving tomahawks for outstanding academic achievements as well. They look identical except the word academics runs down the handle of the tomahawk. What many fans do not know is that Florida State players can actually lose tomahawks as well. Poor performance on the field or in the classroom can cause a player to be stripped of the coveted decals.

SPECIAL LANDMARKS

"Unconquered"

Dedicated on Oct. 10, 2003, Fritz White's **bronze statue "Unconquered"** was designed to capture the indomitable spirit of the Seminole people and those who have adopted that spirit as a symbol for their university. The massive structure, including its granite-covered pedestal base, stands approximately 31 feet in the air and depicts a spear-brandishing Seminole astride a rearing horse. At sunset the night before each home game, the spear is ignited and burns until sunrise on the next morning after the game. George Langford's endowment of the project for up to \$1 million helped make the statue a reality. Fifty-one artists were then considered before White eventually saw the statue dedicated 10 years after the concept was inspired by attorney and FSU graduate Stephen Reilly's trip to South Bend, Ind. for an FSU football game.



Sportsmanship Statue

Between Gates B and C of Doak Campbell Stadium stands the one ton, **15-foot tall Sportsmanship Statue** given in honor of Pappy Strum by his daughter Margaret Strum Allesee, who is an FSU graduate and former Seminole cheerleader. The enduring symbol of the most important aspect of athletic competition was sculpted by FSU alumnus and accomplished artist Edward Jonas.

Three Different Helmets to One

For one season in 1962 the Florida State Seminoles **took the field with three different helmets.** Coach Bill Peterson's three-team system featured the two-way Chiefs, the defensive Renegades and the offensive Warriors with each group wearing a different helmet. By 1963 the Seminoles were back to just one helmet, an all-gold version which once again lasted just one season as the word "State" was added in 1964.





Award Winners BY THE NUMBERS

653

All-American Honors

192

All-Americans

28

Consensus All-Americans

7

College Football Hall of Famers

3

Lou Groza Awards

3

Johnny Unitas Awards

2

NFL Hall of Famers

2

Heisman Trophy Winners

2

Jim Thorpe Award Winners

2

Dick Butkus Award Winners

2

Davey O'Brien Awards


2

Vince Lombardi Awards

1

Maxwell Award

HONORS & AWARDS






PRO/COLLEGE FOOTBALL HALL OF FAME



Deion Sanders
Cornerback 1985-88
2011 College Football Hall of Fame
2011 Pro Football Hall of Fame



Fred Biletnikoff
Wide Receiver 1962-64
1988 Pro Football Hall of Fame
1991 College Football Hall of Fame



Bobby Bowden
Head Coach 1976-2009
2006 College Football Hall of Fame



Ron Sellers
Wide Receiver 1966-68
1988 College Football Hall of Fame



Ron Simmons
Nose Guard 1977-80
2009 College Football Hall of Fame



Charlie Ward
Quarterback 1989-93
2006 College Football Hall of Fame




Darrell Mudra
Head Coach 1974-75
2000 College Football Hall of Fame



RETIRED JERSEYS & NUMBERS

Since Florida State University first fielded an intercollegiate football team 56 years ago, only eight numbers/Jerseys have been retired. Those numbers/ jerseys — 2, 10, 16, 17, 25, 27, 34, 28 and 50 — belonged to eight of the greatest players in Florida State football history — Deion Sanders, Chris Weinke, Charlie Ward, Fred Biletnikoff, Ron Sellers, Warrick Dunn, Derrick Brooks, Ron Simmons and Terrell Buckley. With his blessing, Sellers' #34 was brought out of retirement in 2003.




25

Fred Biletnikoff




34

Ron Sellers



2

Deion Sanders



17


Charlie Ward



25 • Fred Biletnikoff

- Wide Receiver
- 1962-64

Biletnikoff played wide receiver at Florida State from 1961-64 under Head Coach Bill Peterson. He was FSU's first consensus All-American. As a senior, he ranked fourth in the nation with 57 receptions for 11 touchdowns, not including four touchdown catches in the Gator Bowl. Following his collegiate success, Biletnikoff went on to star for the Oakland Raiders of the National Football League for 14 years. During that time, he played in four Pro Bowls and was the Most Valuable Player of Super Bowl XI.



2 • Deion Sanders

- Defensive Back
- 1985-88

Deion Sanders' place in the history of the game of college football was immortalized over a five month period in 2011 when he was inducted into the NFL Hall of Fame in August and the College Football Hall of Fame in December. Sanders redefined the position of cornerback over his historic career winning the 1988 Jim Thorpe Award as a senior at Florida State and landing two-time consensus All-America honors. He left FSU second on the all-time interceptions list, first for career punt return yards and having become one of college football's all-time brightest stars.



34 • Ron Sellers

- Flanker
- 1966-68

Sellers remains the most prolific receiver in FSU history. He held most of the NCAA receiving records from the end of his senior season in 1968 until 1987. A flanker for Florida State from 1966 to 1968, he accumulated 3,979 yards on 240 receptions. Sellers' career was marked by consistency, quality and quantity. He caught passes in 30 consecutive games, averaging 119.9 yards per game. Sellers also led Florida State to three bowl games during his playing days.



17 • Charlie Ward

- Quarterback
- 1989-93

Heisman Trophy Winner | AAU Sullivan Award Winner
Davey O'Brien Award Winner
Johnny Unitas Golden Arm Award Winner
Walter Camp Player of the Year

Chevrolet Offensive Player of the Year
Scripps Howard Player of the Year
ACC Player of the Year | Toyota Leader of the Year
The Sporting News Player of the Year
UPI Player of the Year | ACC Offensive Player of the Year
Football News Offensive Player of the Year

Florida State's Charlie Ward began his senior season in 1993 chasing both the school's first national championship and the Heisman Trophy. Thousands of fans poured into Doak Campbell Stadium for a celebration of the national championship and Ward's Heisman, which included the surprise retirement of his number. He joined Fred Biletnikoff and Ron Sellers becoming only the third player in FSU history to be so honored. Ward's passing and running skills were already well known qualities by 1993, but his inspired leadership and poise under pressure during his senior year elevated him to one of the game's all-time greats. So exceptional was Ward's command of the offense that coaches moved him into the shotgun to allow him to make adjustments during the play. Ward set 19 school and seven Atlantic Coast Conference records over his two years as the starting quarterback for the Seminoles. A consensus All-American, Ward won over 30 individual awards in addition to the Heisman. Ward ranks second in career total offense at FSU with 6,636 yards and has the highest completion rate for a career (62.3%) and lowest interception percentage (2.90%). Ward set the FSU record for touchdown passes in a season with 27 in 1993.




50 • Ron Simmons

- Nose Guard
- 1977-80

The greatest defender in Florida State history, Ron Simmons' No. 50 was retired in 1988. Simmons anchored the center

of the defense that took FSU to a pair of Orange Bowl appearances in 1979 and 1980, resulting in FSU's highest national rankings ever at that time. A dominating nose guard and the Tribe's first two-time consensus All-American, Simmons seemed to camp out in opponents' backfields. He totaled an FSU record 25 quarterback sacks and 44 tackles for loss — a mark that held top ranking at FSU for 23 years. He was the first Seminole defender to have his number retired.




50

Ron Simmons



RETIRED JERSEYS & NUMBERS



10

Derrick Brooks



28

Warrick Dunn



16

Chris Weinke



10 • Derrick Brooks

- Linebacker
- 1991-94

Brooks was a two-time consensus All-American at outside linebacker for the Seminoles where his blend of speed and athleticism set a new standard for the position. He starred at FSU from 1991-94 leading FSU to its first national title as a junior and earning first team All-ACC honors as a sophomore, junior and senior. He was named the ACC Player of the Year in 1994 and was a finalist for the Butkus, Lombardi and Football Writer's Defensive Player of the Year Award in both 1993 and 1994. Brooks was just as highly regarded off the field earning first team Academic All-America honors in 1994 and winning an NCAA Postgraduate Scholarship. In addition, he was committed to public service causes throughout his Seminole career. Brooks carried his excellence both on the field and as a citizen into his likely Hall of Fame career as the NFL's Tampa Bay Buccaneers' all-time leading tackler. He was voted to 10 consecutive Pro Bowls (11 total) and at the time of his retirement had made an NFL-leading 200 consecutive starts. He led his beloved Tampa Bay team to the Super Bowl Championship in 2002. As a professional, Brooks was the recipient of several prestigious awards, including the 2000 Walter Payton/ NFL Man of the Year award, the 2003 Bart Starr Award, the 2004 Bryon "Whizzer" White Award, and the 2008 JB Award through the NFL Players association, all of which recognize an NFL player annually for their commitment to the communities in which they live.



28 • Warrick Dunn

- Running Back
- 1993-96

Warrick Dunn's four-year career at Florida State established him as one of the most popular players in all of college football and the finest running back in school history. Dunn is the only Seminole ever to rush for over 1,000 yards in three consecutive seasons. His 3,959 career rushing yards broke Greg Allen's school record set in 1984. He also broke Allen's single season rushing record when he ran for 1,242 yards as a junior in 1995. Dunn has the record for most touchdowns scored in a career with 49 over four seasons and rushed for over 100 yards more times (21) than any player at FSU. He was a three-time All-ACC selection as well as a member of the ACC All-Academic Team. He was selected to the first team Football Writer's All-America squad as a senior and earned second team Associated Press honors that same year.



27

Terrell Buckley



16 • Chris Weinke

- Quarterback
- 1997-00

Heisman Trophy Winner | Davey O'Brien Winner
Johnny Unitas Golden Arm Winner
College Football News Player of the Year

Football News All-America First Team
College Football News All-American First Team
College Football News ACC Player of the Year
Chevrolet Player of the Year
ESPY Winner as College Player of the Year
ACC Player of the Year | ACC Offensive Player of the Year
First Team All-ACC | All-ACC Academic Team
ACC Post Graduate Scholarship Winner
NCAA Post Graduate Scholarship Winner
Academic All-Region Selection
Set 26 School Records Over His Career At FSU
Set ACC and FSU Record for Career Passing Yards

Chris Weinke literally rewrote the Florida State record book over his career as the Seminoles' quarterback. He set 26 school records, including both the FSU and Atlantic Coast Conference records for career passing yards with 9,839. He led the Seminoles to an undefeated season and the national championship as a junior in 1999. He became FSU's second Heisman Trophy winner as a senior in 2000, while leading the nation in passing with 4,167 yards and averaging 347.3 yards per game. Weinke compiled a remarkable 32-3 record as the starting quarterback at FSU, which ranked as the seventh best winning percentage in NCAA history. His 79 career touchdown passes ranked as the 12th best performance in NCAA history and his career passing yards placed him at 18th on the NCAA's all-time list. Weinke owned the first, second and fourth best passing games in FSU history headlined by a school record 536 passing yards against Duke in 2000. His accomplishments were even more impressive considering he suffered a potentially career-ending neck injury as a sophomore. Weinke's place among Florida State's all-time greatest players was recognized when his jersey was retired in 2001, at the time making it one of only seven retired numbers/jerseys in school history. His place among the ACC's all-time best was recognized when he was voted one of the 50 best players in the history of the conference.



27 • Terrell Buckley

- Cornerback
- 1989-91

Florida State retired the jersey of former Seminole and NFL star cornerback Terrell Buckley at halftime of the ULM on Sept. 3, 2011. Buckley owns most of FSU's interception records following his outstanding three-year career from 1989-91 including the single season mark with 12 interceptions as a junior. He became FSU's second Jim Thorpe Trophy winner following the 1991 season and finished seventh in the Heisman Trophy balloting. He totaled 21 career interceptions as a Seminole. Buckley was also one of FSU's all-time great punt returners and he scored seven career touchdowns, four on interceptions and three on punts. He also played two years for the FSU baseball team and ran track for the Seminoles. Buckley was the fifth player taken overall in the 1992 NFL draft by the Green Bay Packers. He went on to an outstanding 15-year NFL career in which he totaled 50 career interceptions.



HEISMAN TROPHY

Honoring the outstanding college football player in the United States, presented by the Downtown Athletic Club of New York.



1993

Charlie Ward



Charlie Ward

- Quarterback
- 1989-93




1993 HEISMAN TROPHY WINNER

The most decorated player in the history of college football as a senior, Charlie Ward won literally every award he was eligible for in his final season. Ward, who led the Seminoles to their first national championship, became Florida State's first Heisman Trophy winner in 1993. A native of nearby Thomasville, Ga., Ward waited for his turn at quarterback and overcame a rough start as a junior to become the finest player in Florida State history. In addition to the trophies listed on the previous page, Ward saw his No. 17 jersey retired and, remarkably, played in the NBA for more than a decade. He is only the second football player in history to win the prestigious Sullivan Award, presented to the nation's top amateur athlete.





HEISMAN TROPHY



2000

Chris Weinke



16 • Chris Weinke

- Quarterback
- 1997-00



2000 HEISMAN TROPHY WINNER


The first three-year starter at quarterback for the Seminoles under Bobby Bowden, Chris Weinke became the second FSU player to win the Heisman Trophy when he was named the nation's best football player in December 2000. Weinke led the nation in passing as a senior with 4,167 yards and averaged 347.3 yards per game. Weinke led the Seminoles to an undefeated season and the national championship as a junior in 1999 and compiled a remarkable 32-3 record as a starter at FSU, which ranked as the seventh best winning percentage in NCAA history. Weinke set both the Florida State and Atlantic Coast Conference record for career passing with 9,839 career passing yards and would set 26 school records during his career. His 79 career touchdown passes ranked as the 12th best performance in the NCAA history and his career passing yards placed him at 18th on the NCAA's all-time list. Weinke owns the first, second and fourth best passing games in FSU history headlined by a school record 536 passing yards against Duke in 2000. Weinke also won the Davey O'Brien and Johnny Unitas trophies as a senior signifying his selection as the nation's best quarterback. Weinke's No. 16 jersey was retired at a ceremony during halftime of the 2001 spring football game.



Heisman Memorial Trophy

1935	Jay Berwanger	Chicago	HB
1936	Larry Kelley	Yale	E
1937	Clint Frank	Yale	HB
1938	Davey O'Brien	Texas Christian	QB
1939	Nile Kinnick	Iowa	HB
1940	Tom Harmon	Michigan	HB
1941	Bruce Smith	Minnesota	HB
1942	Frank Sinkwich	Georgia	HB
1943	Angelo Bertelli	Notre Dame	QB
1944	Les Horvath	Ohio State	QB
1945	Doc Blanchard*	Army	FB
1946	Glenn Davis	Army	HB
1947	John Lujack	Notre Dame	QB
1948	Doak Walker*	So. Methodist	HB
1949	Leon Hart	Notre Dame	E
1950	Vic Janowicz*	Ohio State	HB
1951	Dick Kazmaier	Princeton	HB
1952	Billy Vessels	Oklahoma	HB
1953	John Lattner	Notre Dame	HB
1954	Alan Ameche	Wisconsin	FB
1955	Howard Cassady	Ohio State	HB
1956	Paul Hornung	Notre Dame	QB
1957	John Crow	Texas A&M	HB
1958	Pete Dawkins	Army	HB
1959	Billy Cannon	Louisiana State	HB
1960	Joe Bellino	Navy	HB
1961	Ernie Davis	Syracuse	HB
1962	Terry Baker	Oregon State	QB
1963	Roger Staubach*	Navy	QB
1964	John Huarte	Notre Dame	QB
1965	Mike Garrett	Southern Cal	RB
1966	Steve Spurrier	Florida	QB
1967	Gary Beban	UCLA	QB
1968	O.J. Simpson	Southern Cal	RB
1969	Steve Owens	Oklahoma	RB
1970	Jim Plunkett	Stanford	QB
1971	Pat Sullivan	Auburn	QB
1972	Johnny Rodgers	Nebraska	FL
1973	John Cappelletti	Penn State	RB
1974	Archie Griffin*	Ohio State	RB
1975	Archie Griffin	Ohio State	RB
1976	Tony Dorsett	Pittsburgh	RB
1977	Earl Campbell	Texas	RB
1978	Billy Sims*	Oklahoma	RB
1979	Charles White	Southern Cal	RB
1980	George Rogers	South Carolina	RB
1981	Marcus Allen	Southern Cal	RB
1982	Herschel Walker*	Georgia	RB
1983	Mike Rozier	Nebraska	RB
1984	Doug Flutie	Boston College	QB
1985	Bo Jackson	Auburn	RB
1986	Vinny Testaverde	Miami (Fla.)	QB
1987	Tim Brown	Notre Dame	WR
1988	Barry Sanders*	Oklahoma State	RB
1989	Andre Ware*	Houston	QB
1990	Ty Detmer*	Brigham Young	QB
1991	Desmond Howard*	Michigan	WR
1992	Gino Torretta	Miami (Fla.)	QB
1993	CHARLIE WARD	FLORIDA STATE	QB
1994	Rashaam Salam	Colorado	RB
1995	Eddie George	Ohio State	RB
1996	Danny Wuerffel	Florida	QB
1997	Charles Woodson*	Michigan	CB
1998	Ricky Williams	Texas	RB
1999	Ron Dayne	Wisconsin	RB
2000	CHRIS WEINKE	FLORIDA STATE	QB
2001	Eric Crouch	Nebraska	QB
2002	Carson Palmer	Southern Cal	QB
2003	Jason White	Oklahoma	QB
2004	Matt Leinart*	Southern Cal	QB
2005	Reggie Bush*	Southern Cal	RB
2006	Troy Smith	Ohio State	QB
2007	Tim Tebow**	Florida	QB
2008	Sam Bradford**	Oklahoma	QB
2009	Mark Ingram**	Alabama	RB
2010	Cameron Newton*	Auburn	QB
2011	Robert Griffin III	Baylor	QB

** Sophomore; *Juniors; All others seniors.




Casey Weldon
1991 Heisman Trophy Runner-Up



JIM THORPE AWARD

Honoring the best defensive back in the nation, presented by the Jim Thorpe Athletic Club of Oklahoma City.




1988

Deion Sanders



1991

Terrell Buckley



Deion Sanders

- Cornerback
- 1985-88



1988 JIM THORPE AWARD WINNER

One of the best athletes ever to wear a Florida State uniform, cornerback Deion Sanders won the Jim Thorpe Award as the top defensive back of 1988.

Sanders collected the prize after a career which saw him gather 14 career interceptions, not including three in bowl games. In his junior and senior seasons, FSU went 11-1 with a pair of New Year's Day bowl wins. In 1988, Sanders ranked in the top 10 nationally with five interceptions in nine games. He was the nation's top punt returner, averaging 15.2 yards per return.

The Ft. Myers, Fla., native ranks third on the FSU career interceptions chart and holds most of the school's punt return records. A three-sport star in football, baseball and track at Florida State, Sanders was the fifth pick in the 1989 NFL draft by the Atlanta Falcons. He became a successful two-sport pro — elected to the Pro Bowl seven times in football and started in centerfield for the Atlanta Braves and the Cincinnati Reds. He was inducted into the Pro Football Hall of Fame and the College Football Hall of Fame in 2011.



Terrell Buckley

- Cornerback
- 1989-91




1991 JIM THORPE AWARD WINNER

In 1991, Terrell Buckley capped the best season ever by a Florida State cornerback by becoming the second Seminole ever to win the Jim Thorpe Award. A junior, Buckley blew away the Florida State record for interceptions with 12 in 1991. He intercepted passes in eight of FSU's 12 regular season contests to lead the country in pickoffs. Against Michigan in Ann Arbor, his interception and 40-yard return for a touchdown on the game's first play set the stage for a 51-31 Florida State win. A native of Pascagoula, Miss., Buckley also demolished the Florida State career record with 21 INTs in just three seasons. His 501 career return yards broke an NCAA record that had stood since 1974. Following the year, Buckley entered the NFL draft and was selected by the Green Bay Packers with the fifth pick in the first round. He's been named one of the Top 100 Greatest College Football Players of all-time by CollegeFootballNews and named one of Sports Illustrated's Ten for the Ages' Defensive Back Game Breakers of all-time in college football. Buckley's FSU jersey No. 27 was retired in 2011.

Jim Thorpe Award

1986	Thomas Everett	Baylor
1987 (T)	Bennie Blades	Miami (Fla.)
	Rickey Dixon	Oklahoma
1988	DEION SANDERS	FLORIDA STATE
1989	Mark Carrier	Southern Cal
1990	Darryl Lewis	Arizona
1991	TERRELL BUCKLEY	FLORIDA STATE
1992	Deon Figures	Colorado
1993	Antonio Langham	Alabama
1994	Chris Hudson	Colorado
1995	Greg Myers	Colorado State
1996	Lawrence Wright	Florida
1997	Charles Woodson	Michigan
1998	Antone Winfield	Ohio State
1999	Tyrone Carter	Minnesota
2000	Jamar Fletcher	Wisconsin
2001	Roy Williams	Oklahoma
2002	Terence Newman	Kansas State
2003	Derrick Strait	Oklahoma
2004	Carlos Rogers	Auburn
2005	Michael Huff	Texas
2006	Aaron Ross	Texas
2007	Antoine Carson	Arizona
2008	Malcom Jenkins	Ohio State
2009	Eric Berry	Tennessee
2010	Patrick Peterson	LSU
2011	Morris Claiborne	LSU





BUTKUS AWARD

Emblematic of the nation's top collegiate linebacker, established by the Downtown Athletic Club of Orlando and named for College Hall of Famer Dick Butkus of Illinois.




1987

Paul McGowan



1992

Marvin Jones



Paul McGowan

- Inside Linebacker
- 1984-87



1987 BUTKUS AWARD WINNER

Calling the Butkus Award for linebackers, "The Heisman of the Bad Guys," FSU inside linebacker Paul McGowan accepted the award from Dick Butkus himself in December of 1987.

The 6-1, 230-pound McGowan won the award by a one-point margin over Ohio State's Chris Spielman. McGowan won the award based on a senior season in which he totaled 150 tackles, including 97 solo stops and 11 behind the line of scrimmage. He was named to the Associated Press, Sporting News and Football News first team All-America squads.



Marvin Jones

- Inside Linebacker
- 1990-92



1992 BUTKUS AWARD WINNER

The top player in the nation in 1992, Marvin Jones became the first Seminole to capture two national awards in the same year when he earned both the Butkus Award for linebackers and the Lombardi Award for linemen and linebackers following his junior season.

Florida State's third two-time consensus All-American, Jones tallied 111 tackles and seven tackles for a loss in 1992 while leading the Seminoles to an 11-1 record. He made 10 or more tackles in nine games and finished fourth in the balloting for the Heisman Trophy.

He finished his career seventh on FSU's career tackle chart with 369 and third on the all-time list with 28 tackles for loss. A first team All-ACC choice out of Miami, Fla., Florida State tailored its nationally-ranked defense to Jones' strength in 1992.

Jones left Tallahassee for the NFL after his junior season, and at the time, was the highest Seminole draft choice when he was selected fourth overall by the New York Jets.

Butkus Award

1985	Brian Bosworth	Oklahoma
1986	Brian Bosworth	Oklahoma
1987	PAUL MCGOWAN	FLORIDA STATE
1988	Derrick Thomas	Alabama
1989	Percy Snow	Michigan State
1990	Alfred Williams	Colorado
1991	Erich Anderson	Michigan
1992	MARVIN JONES	FLORIDA STATE
1993	Trev Alberts	Nebraska
1994	Dana Howard	Illinois
1995	Kevin Hardy	Illinois
1996	Matt Russell	Colorado
1997	Andy Katzenmoyer	Ohio State
1998	Chris Claiborne	Southern cal
1999	LaVar Arrington	Penn State
2000	Dan Morgan	Miami
2001	Rocky Calmus	Oklahoma
2002	E.J. Henderson	Maryland
2003	Teddy Lehman	Oklahoma
2004	Derrick Johnson	Texas
2005	Paul Posluszny	Penn State
2006	Patrick Willis	Mississippi
2007	James Laurinatis	Ohio State
2008	Aaron Curry	Wake Forest
2009	Rolando McClain	Alabama
2010	Von Miller	Texas A&M
2011	Luke Kuechly	Boston College





LOU GROZA AWARD

The Lou Groza award recognizes the top place kicker of the year and is presented by the Palm Beach County Sports Authority, in conjunction with the Orange Bowl Committee.



1998 & 1999

Sebastian Janikowski



2008

Graham Gano



Sebastian Janikowski

- Placekicker
- 1997-99

1998 & 1999 LOU GROZA WINNER

Sebastian Janikowski became the first Seminole to win the Lou Groza Award when he was named the nation's top kicker in 1998. He became the first kicker to win back-to-back Groza awards in 1999.

Janikowski set Florida State and Atlantic Coast Conference records with 27 field goals in 1998. He nailed a remarkable 84.4 percent (27-of-32) field goals in 1999 and led the nation with an average of 2.23 per game. His 123 points were the most scored in a single season by a kicker in FSU or ACC history. He matched Bill Capece's Florida State record for field goals in a game by booting five at Maryland in 1998 and vs. NC State in 1999. His 53-yard field goal against Clemson tied for the third longest in Seminole history and he kicked 10 of 40 yards or more. He was named first team Associated Press and Football Writer's All-America along with earning first team All-ACC honors.



Graham Gano

- Placekicker
- 2006-08

2008 LOU GROZA WINNER

Graham Gano brought home the third Lou Groza Award in school history in 2008. That season Gano finished first in the FBS for field goals made, percentage of field goals converted and 50-yard field goals made. He was one of only two kickers in college to make over 90% of his field goal attempts that season and he was the highest scoring kicker in America. Gano was a Rivals.com, Scout.com and CBS Sports first team All-American, a Walter Camp, Associated Press, Sporting News, SI.com and Phil Steele second team All-American. He also earned All-ACC First Team honors.

Gano is the only kicker in FSU history to convert over 90% of his field goals in a season. He is the Seminoles single season record holder for 50 yard field goals and he finished second for career 50-yard field goals at FSU despite kicking for just one season. At one point in 2008 Gano made 18 consecutive field goals covering 55 days after missing his first career field goal attempt against Wake Forest. He also made five straight attempts from 50 yards or longer.



Lou Groza Award

1992	Joe Allison	Memphis State
1993	Judd Davis	Florida
1994	Steve McLaughlin	Arizona
1995	Michael Reeder	Texas Christian
1996	Mark Primanti	North Carolina
1997	Martin Gramatica	Kansas State
1998	SEBASTIAN JANIKOWSKI	FLORIDA STATE
1999	SEBASTIAN JANIKOWSKI	FLORIDA STATE
2000	Jonathan Ruffin	Cincinnati
2001	Seth Marler	Tulane
2002	Nate Kaeding	Iowa
2003	Jonathan Nichols	Mississippi
2004	Mike Nugent	Ohio State
2005	Alexis Serna	Oregon State
2006	Arthur Carmody	Louisville
2007	Thomas Weber	Arizona State
2008	GRAHAM GANO	FLORIDA STATE
2009	Kai Forbath	UCLA
2010	Dan Bailey	Oklahoma State
2011	Randy Bullock	Texas A&M





LOMBARDI AWARD

The Lombardi Award honors the outstanding college lineman/linebacker of the year, sponsored by the Rotary Club of Houston.



Marvin Jones

- Inside Linebacker
- 1990-92



1992 LOMBARDI AWARD WINNER

The top player in the nation in 1992, Marvin Jones became the first Seminole to capture two national awards in the same year when he earned both the Butkus Award for linebackers and the Lombardi Award for linemen and linebackers following his junior season.

Florida State's third two-time consensus All-American, Jones tallied 111 tackles and seven tackles for a loss in 1992 while leading the Seminoles to an 11-1 record. He made 10 or more tackles in nine games and finished fourth in the balloting for the Heisman Trophy.

He finished his career seventh on FSU's career tackle chart with 369 and third on the all-time list with 28 tackles for loss. A first team All-ACC choice out of Miami, Fla., Florida State tailored its nationally-ranked defense to Jones' strength in 1992.

Jones left Tallahassee after his junior season for the NFL, and at the time, was the highest Seminole draft choice ever when he was selected fourth overall by the New York Jets.



Jamal Reynolds


- Defensive End
- 1997-00



2000 LOMBARDI AWARD WINNER

Defensive end Jamal Reynolds became just the second Florida State player to win the Lombardi Award when he was named the nation's most outstanding lineman/linebacker following his senior year.

A consensus All-American following the 2000 season, Reynolds was another in a long and prominent line of great defensive linemen for the Seminoles that included 1999 Lombardi runner-up Corey Simon. Reynolds joined Seminole star Marvin Jones who won the Lombardi in 1992 from his middle linebacker position. Reynolds led the Seminoles in sacks as a senior with 12 and forced four fumbles for a defense that was among the nation's best in 2000. He finished the year with 58 tackles including 28 unassisted stops and had two safeties on the year. His 23.5 career quarterback sacks ranks fourth all-time at FSU and his 12 sacks as a senior ties him with Ron Simmons (1977) as the fifth best season ever. Reynolds was the first FSU player selected in the 2001 NFL draft when he was taken in the first round by the Green Bay Packers with the 10th pick. Reynolds' distinction as a consensus All-American puts him in the company of Peter Boulware (1996), Reinard Wilson (1996) and Andre Wadsworth (1997), who also earned the distinction at defensive end.



2000

Jamal Reynolds




Corey Simon

- Nose Guard
- 1996-99



1999 LOMBARDI AWARD RUNNER-UP



Andre Wadsworth

- Defensive End
- 1994-97



1997 LOMBARDI AWARD RUNNER-UP

Lombardi Award

1970	Jim Stillwagon	Ohio State	MG
1971	Walt Patulski	Notre Dame	DE
1972	Rich Glover	Nebraska	MG
1973	John Hicks	Ohio State	OT
1974	Randy White	Maryland	DT
1975	Lee Roy Selmon	Oklahoma	DT
1976	Wilson Whitley	Houston	DT
1977	Ross Browner	Notre Dame	DE
1978	Bruce Clark	Penn State	DT
1979	Brad Budde	Southern Cal	OG
1980	Hugh Green	Pittsburgh	DE
1981	Kenneth Sims	Texas	DT
1982	Dave Rimington	Nebraska	C
1983	Dean Steinkuhler	Nebraska	OG
1984	Tony Degrate	Texas	DT
1985	Tony Casillas	Oklahoma	NG
1986	Cornelius Bennett	Alabama	LB
1987	Chris Spielman	Ohio State	LB
1988	Tracy Rocker	Auburn	DT
1989	Percy Snow	Michigan State	LB
1990	Chris Zorich	Notre Dame	NG
1991	Steve Emtman	Washington	DT
1992	MARVIN JONES	FLORIDA STATE	ILB
1993	Aaron Taylor	Notre Dame	OT
1994	Warren Sapp	Miami	LB
1995	Orlando Pace	Ohio State	OT
1996	Orlando Pace	Ohio State	OT
1997	Grant Wistrom	Nebraska	DE
1998	Dat Nguyen	Texas A&M	LB
1999	Corey Moore	Virginia Tech	DE
2000	JAMAL REYNOLDS	FLORIDA STATE	DE
2001	Julius Peppers	North Carolina	DE
2002	Terrell Suggs	Arizona State	DE
2003	Tommie Harris	Oklahoma	DT
2004	David Pollack	Georgia	DE
2005	A.J. Hawk	Ohio State	LB
2006	LaMarr Woodley	Michigan	LB
2007	Glenn Dorsey	Louisiana State	DL
2008	Brian Orakpo	Texas	DE
2009	Ndamukong Suh	Nebraska	DT
2010	Nick Fairley	Auburn	DT
2011	Luke Kuechly	Boston College	LB



O'BRIEN, MAXWELL & UNITAS AWARDS

The Davey O'Brien Award honors the No. 1 quarterback in the nation, presented by the Davey O'Brien Educational and Charitable Trust of Fort Worth. The award is named for TCU Hall of Fame quarterback Davey O'Brien (1936-38).

The Maxwell Award is presented to the nation's outstanding college football player by the Maxwell Football Club of Philadelphia.

The Johnny Unitas Award is presented by the Johnny Unitas Golden Arm Educational Foundation, to the best senior college quarterback in the country. The award is named for Hall of Fame quarterback Unitas, who played at Louisville before his 18-year NFL career.



Charlie Ward

- Quarterback
- 1989-93



1993 DAVEY O'BRIEN AWARD WINNER
 1993 JOHNNY UNITAS GOLDEN ARM AWARD WINNER
 1993 MAXWELL AWARD WINNER

The most decorated player in the history of college football, Charlie Ward won literally every award he was eligible for as a senior signal caller. Ward, who led the Seminoles to their first national championship, became Florida State's first Heisman Trophy winner in 1993.

A native of nearby Thomasville, Ga., Ward waited for his turn at quarterback and overcame a rough start as a junior to become the finest player in Florida State history.

Ward saw his jersey No. 17 jersey retired and, remarkably, has played in the NBA for 11 years. He became only the second football player in history to win the prestigious Sullivan Award.



1993

Charlie Ward



Chris Weinke

- Quarterback
- 1997-2000




2000 DAVEY O'BRIEN AWARD WINNER
 2000 JOHNNY UNITAS GOLDEN ARM AWARD WINNER

The first three-year starter at quarterback for the Seminoles under Bobby Bowden, Chris Weinke became the second FSU player to win the Davey O'Brien Award. He became the third FSU quarterback to win the Johnny Unitas Award when he was named the nation's best quarterback joining FSU alums Charlie Ward (1993) and Casey Weldon (1991).

Weinke led the nation in passing as a senior with 4,167 yards and averaged 347.3 yards per game. Weinke led the Seminoles to an undefeated season and the national championship as a junior in 1999 and compiled a remarkable 32-3 record as a starter at FSU, which ranked as the seventh best winning percentage in NCAA history.

Weinke set both the Florida State and Atlantic Coast Conference record for career passing with 9,839 career passing yards and would set 26 school records during his career. His 79 career touchdown passes ranked as the 12th best performance in the NCAA history and his career passing yards placed him at 18th on the NCAA's all-time list. Weinke owns the first, second and fourth best passing games in FSU history headlined by a school record 536 passing yards against Duke in 2000.

Weinke also won the Heisman Trophy as a senior signifying his selection as the nation's best player. Weinke's No. 16 jersey was retired at a ceremony during halftime of the 2001 spring football game.



Davey O'Brien National Quarterback Award

1981	Jim McMahon	Brigham Young
1982	Todd Blackledge	Penn State
1983	Steve Young	Brigham Young
1984	Doug Flutie	Boston College
1985	Chuck Long	Iowa
1986	Vinny Testaverde	Miami (Fla.)
1987	Don McPherson	Syracuse
1988	Troy Aikman	UCLA
1989	Andre Ware	Houston
1990	Ty Detmer	Brigham Young
1991	Ty Detmer	Brigham Young
1992	Gino Torretta	Miami (Fla.)
1993	CHARLIE WARD	FLORIDA STATE
1994	Kerry Collins	Penn State
1995	Danny Wuerffel	Florida
1996	Danny Wuerffel	Florida
1997	Peyton Manning	Tennessee
1998	Tim Couch	Kentucky
1999	Joe Hamilton	Georgia Tech
2000	CHRIS WEINKE	FLORIDA STATE
2001	Eric Crouch	Nebraska
2002	Brad Banks	Iowa
2003	Jason White	Oklahoma
2004	Jason White	Oklahoma
2005	Vince Young	Texas
2006	Troy Smith	Ohio State
2007	Tim Tebow	Florida
2008	Sam Bradford	Oklahoma
2009	Colt McCoy	Texas
2010	Cameron Newton	Auburn
2011	Robert Griffin III	Baylor



O'BRIEN, MAXWELL & UNITAS AWARDS



Casey Weldon

- Quarterback
- 1988-91



1991 JOHNNY UNITAS GOLDEN ARM AWARD WINNER

Quarterback Casey Weldon capped a great senior season with the 1991 Johnny Unitas Golden Arm Award. Weldon, who was runner-up for the Heisman Trophy, completed 189-of-313 passes for 2,527 yards and 22 touchdowns in leading the Seminoles to an 11-2 record and 4th-place finish in the Associated Press poll.

A native of Tallahassee, Weldon was truly a hometown hero who won over fans with a combination of exceptional talent and great desire. He led the Seminoles to a 10-2 win over powerful Texas A&M in the Cotton Bowl as a senior.

Unitas Award

1987	Don McPherson	Syracuse
1988	Rodney Peete	Southern Cal
1989	Tony Rice	Notre Dame
1990	Craig Erickson	Miami
1991	CASEY WELDON	FLORIDA STATE
1992	Gino Torretta	Miami
1993	CHARLIE WARD	FLORIDA STATE
1994	Jay Barker	Alabama
1995	Tommie Frazier	Nebraska
1996	Danny Wuerffel	Florida
1997	Peyton Manning	Tennessee
1998	Cade McNown	UCLA
1999	Chris Redman	Louisville
2000	CHRIS WEINKE	FLORIDA STATE
2001	David Carr	Fresno State
2002	Carson Palmer	Southern Cal
2003	Eli Manning	Ole Miss
2004	Jason White	Oklahoma
2005	Matt Leinart	Southern Cal
2006	Brady Quinn	Notre Dame
2007	Matt Ryan	Boston College
2008	Graham Harrell	Texas Tech
2009	Colt McCoy	Texas
2010	Scott Tolzien	Wisconsin
2011	Andrew Luck	Stanford

Maxwell Award

1937	Clint Frank	Yale	HB
1938	Davey O'Brien	Texas Christian	QB
1939	Nile Kinnick	Iowa	HB
1940	Tom Harmon	Michigan	HB
1941	Bill Dudley	Virginia	HB
1942	Paul Gouvali	Columbia	QB
1943	Bob Odell	Pennsylvania	HB
1944	Glenn Davis	Army	HB
1945	Doc Blanchard	Army	FB
1946	Charley Trippi	Georgia	HB
1947	Doak Walker	So. Methodist	HB
1948	Chuck Bednarik	Pennsylvania	C
1949	Leon Hart	Notre Dame	E
1950	Reds Bagnell	Pennsylvania	HB
1951	Dick Kazmaier	Princeton	HB
1952	John Lattner	Notre Dame	HB
1953	John Lattner	Notre Dame	HB
1954	Ron Beagle	Navy	E
1955	Howard Cassady	Ohio State	HB
1956	Tommy McDonald	Oklahoma	HB
1957	Bob Reifsnyder	Navy	T
1958	Pete Dawkins	Army	HB
1959	Rich Lucas	Penn State	QB
1960	Joe Bellino	Navy	HB
1961	Bob Ferguson	Ohio State	FB
1962	Terry Baker	Oregon State	QB
1963	Roger Staubach	Navy	QB
1964	Glenn Ressler	Penn State	C
1965	Tommy Nobis	Texas	LB
1966	Jim Lynch	Notre Dame	LB
1967	Gary Beban	UCLA	QB
1968	O.J. Simpson	Southern Cal	RB
1969	Mike Reid	Penn State	DT
1970	Jim Plunkett	Stanford	QB
1971	Ed Marinaro	Cornell	RB
1972	Brad VanPelt	Michigan State	DB
1973	John Cappelletti	Penn State	RB
1974	Steve Joachim	Temple	QB
1975	Archie Griffin	Ohio State	RB
1976	Tony Dorsett	Pittsburgh	RB
1977	Ross Browner	Notre Dame	DE
1978	Chuck Fusina	Penn State	QB
1979	Charles White	Southern Cal	RB
1980	Hugh Green	Pittsburgh	DE
1981	Marcus Allen	Southern Cal	RB
1982	Herschel Walker	Georgia	RB
1983	Mike Rozier	Nebraska	RB
1984	Doug Flutie	Boston College	QB
1985	Chuck Long	Iowa	QB
1986	Vinny Testaverde	Miami (Fla.)	QB
1987	Don McPherson	Syracuse	QB
1988	Barry Sanders	Oklahoma State	RB
1989	Anthony Thompson	Indiana	RB
1990	Ty Detmer	Brigham Young	QB
1991	Desmond Howard	Michigan	WR
1992	Gino Torretta	Miami (Fla.)	QB
1993	CHARLIE WARD	FLORIDA STATE	QB
1994	Kerry Collins	Penn State	QB
1995	Eddie George	Ohio State	RB
1996	Danny Wuerffel	Florida	QB
1997	Peyton Manning	Tennessee	QB
1998	Ricky Williams	Texas	RB
1999	Ron Dayne	Wisconsin	RB
2000	Drew Brees	Purdue	QB
2001	Ken Dorsey	Miami (Fla.)	QB
2002	Larry Johnson	Penn State	RB
2003	Eli Manning	Ole Miss	QB
2004	Jason White	Oklahoma	QB
2005	Vince Young	Texas	QB
2006	Brady Quinn	Notre Dame	QB
2007	Tim Tebow	Florida	QB
2008	Tim Tebow	Florida	QB
2009	Colt McCoy	Texas	QB
2010	Cameron Newton	Auburn	QB
2011	Andrew Luck	Stanford	QB



CONSENSUS ALL-AMERICANS



Jamie Dukes



Greg Allen



Deion Sanders



25 • Fred Biletnikoff

- Wide Receiver, 6-1, 186
- Erie, PA (Tech Memorial)

Florida State's first consensus All-American in 1964...capped his outstanding career in that season with 57 receptions as a senior to rank fourth nationally...also scored 11 touchdowns as a senior, not counting his four-TD performance that year in the Gator Bowl...had 87 receptions for 1,463 yards and 16 touchdowns over his career...was a second round selection of the Oakland Raiders in 1965 and played in six Pro Bowls...was the MVP of Super Bowl XI and was inducted into the Pro Football Hall of Fame in 1988...later enshrined into the College Football Hall of Fame in 1991.



34 • Ron Sellers

- Wide Receiver, 6-4, 187
- Jacksonville, FL (Paxon)

The most prolific pass catcher in Florida State history...still owns 14 Seminole receiving records...caught 212 passes for 3,598 yards from 1966-68...averaged 119.9 receiving yards per game over his career and caught a pass in 30 consecutive games...was a consensus All-American in 1967...made 70 catches for 1,228 yards and eight touchdowns as a junior and had 86 receptions for 1,496 yards and 12 scores as a senior...caught at least 13 passes in a game seven times, had 18 100-yard receiving games and five 200-yard days in his career...inducted into the College Football Hall of Fame in 1988.



51 • Ron Simmons

- Nose Guard, 6-1, 235
- Warner Robins, GA (Warner Robins)

TWO-TIME HONOREE

The most dominating defensive lineman in Seminole history... earned consensus All-American honors twice (1979 and 1980)... finished ninth in Heisman Trophy balloting as a junior (1979) after recording 81 tackles, six sacks and 17 tackles for loss...had 46 tackles, five for loss, and two sacks in 1980... led Florida State to a pair of Orange Bowl appearances and FSU's highest-ever national rankings at that time...career totals included 25 sacks and 44 tackles for loss... held Seminole records for season and career sacks until the 1996 season...first FSU defender to have his number retired.



26 • Greg Allen

- Tailback, 6-0, 200
- Milton, FL (Milton)


Earned consensus All-America honors after his junior season in 1983...rushed for 1,134 yards and 13 touchdowns that year on 200 carries ...still holds 13 Florida State season and career rushing records...scored 20 TDs on the ground in 1982 to set an FSU season mark and his 44 career rushing touchdowns still remain a program standard...rushed for 322 yards against Western Carolina as a freshman in 1981 to set the FSU record which still stands...ranks second on the Seminoles' all-time rushing list with 3,769 yards.



64 • Jamie Dukes

- Offensive Guard, 6-0, 272
- Orlando, FL (Evans)

One of the finest offensive linemen in Florida State history...capped an outstanding career by earning consensus All-America honors as a senior in 1985...stepped onto the FSU campus in August of 1982 and immediately into the Seminole starting lineup...is one of just four offensive linemen in Florida State history to start every game as a freshman...started all 48 games over his career...went on to an 11-year NFL career, eight of which came with the Atlanta Falcons.



2 • Deion Sanders

- Cornerback, 6-0, 195
- Fort Myers, FL (North Fort Myers)

TWO-TIME HONOREE


The most exciting athlete in college football during his era... two-time consensus All-American (1987 and 1988)...won the Jim Thorpe Award signifying the nation's top defensive back in 1988...picked off 14 passes over his career, not including three in bowl games... also an outstanding return man who led the nation in punt returns by averaging 15.2 yards as a senior in 1988...still holds seven Florida State records for interceptions and punt returns...lettered in three sports (football, baseball and track) while at FSU... carried on his multi-sport career in the pros...won a pair of Super Bowl rings (with San Francisco and Dallas) and also played in the World Series (with Atlanta) as a pro athlete...considered the finest athlete ever to attend Florida State...had his jersey retired in 1995...he was inducted into the Pro Football Hall of Fame in 2011 and the College Football Hall of Fame in 2011.




CONSENSUS ALL-AMERICANS



LeRoy Butler



Charlie Ward



Derrick Brooks



6 • LeRoy Butler

- Cornerback, 6-0, 194
- Jacksonville, FL (Lee)

Continued Florida State's tradition as Cornerback U when Deion Sanders departed... was a consensus All-American in 1989 after moving from safety to replace Sanders...finished that season

among the nation's leaders with seven interceptions and returned one for a touchdown... also ranked third on the team with 94 tackles and broke up nine passes...among FSU's most recognized players due to his role in the legendary "Puntrookie" play that beat Clemson in 1988...played in the Pro Bowl four times and won two Super Bowl rings in an 12-year NFL career with the Green Bay Packers.



17 • Charlie Ward

- Quarterback, 6-2, 190
- Thomasville, GA (Central)

The most decorated player in college football history and the 1993 Heisman Trophy winner... earned consensus All-America honors as a senior while leading Florida State to its first national championship...completed 264-of-380 passes as a senior for 3,032 yards with 27 touchdowns and just four interceptions...best game of his Heisman year was a 446-yard, four-touchdown performance in a 33-21 win at Florida...the first consensus All-America quarterback ever at FSU... posted a 22-2 record in his two seasons as a starter...was also a four-year starter at point guard on the Seminole basketball team...spent more than a decade in the NBA.



55 • Marvin Jones

- Linebacker, 6-2, 230
- Miami, FL (Northwestern)

TWO-TIME HONOREE

The finest middle linebacker in Florida State history...earned consensus All-America honors as a sophomore (1991) and junior (1992) before departing for the NFL...recorded at least 110 tackles in each of his three seasons...had 111 as a junior when he won the Butkus and Lombardi Awards...made 125 stops, including 13 for loss, during his sophomore campaign...ranks seventh in school history in career tackles with 369 despite playing just three seasons...burst onto the national scene as a true freshman in 1990 when he made 133 tackles and became a starter by the season's third game...played 12 seasons in the NFL with the New York Jets.



10 • Derrick Brooks

- Linebacker, 6-1, 226
- Pensacola, FL (Washington)

TWO-TIME HONOREE

Two-time consensus All-American in 1993 and 1994...big-play man on Florida State's dominating defense those two seasons...scored three touchdowns on a pair of interceptions returns and a fumble return as a junior...finished that season with 77 tackles, seven for loss, and was named the ACC's Defensive Player of the Year... made 77 tackles again as a senior in 1994 and also had four for loss and three quarterback sacks...top scholar-athlete who won an NCAA post-graduate scholarship and a place on the Academic All-America team...was a 1995 first round draft pick of the Tampa Bay Buccaneers and was named to the Pro Bowl in 1997 in just his third season in the league and played in 10 straight Pro Bowls...had his jersey retired at Florida State in 2010.



27 • Terrell Buckley

- Cornerback, 5-10, 175
- Pascagoula, MS (Pascagoula)

Owns most of Florida State's interception records after a stand-out three-year career in Tallahassee...earned consensus All-America honors in 1991 and...became the second Seminole to win the Jim

Thorpe Award when he received recognition as the nation's top defensive back that season...finished 7th in the Heisman voting in 1991...picked off a Seminole season record 12 passes in 1991 and had at least one in eight of 12 regular season games... holds the FSU career record for interceptions with 21 and his 501 career interception return yardage still ranks as an NCAA record...also a standout on punt returns...scored seven touchdowns over his career, four on interceptions and three on punts...was the fifth pick in the first round of the 1992 NFL Draft and spent 14 years in the league. He's been named one of the Top 100 Greatest College Football Players of all-time by CollegeFootballNews and named one of Sports Illustrated's Ten for the Ages' Defensive Back Game Breakers of all-time in college football...had his jersey at FSU retired in 2011.



8 • Corey Sawyer

- Cornerback, 5-11, 175
- Key West, FL (Key West)

An All-America selection by The Sporting News, UPI, Walter Camp and Football News as a starting cornerback on the 1993 national championship team...stands fifth on the all-time FSU career interception list with 13...sealed Florida State's win at Florida with his sixth interception of the 1993 season...led the ACC in interceptions and pass break-ups (11) that year... also an outstanding punt return man for the Seminole special teams...drafted by the Cincinnati Bengals following his 1993 junior campaign in the fourth round.



CONSENSUS ALL-AMERICANS



Peter Boulware



Sam Cowart



Andre Wadsworth



2 • Clifton Abraham

- Cornerback, 5-9, 185
- Dallas, TX (D.W. Carter)


Continued a tradition of talented FSU cornerbacks as the fifth consecutive consensus All-American at that position in 1994... started for three years at corner including the 1993 national championship season...a finalist for the Thorpe Award...a two-time selection on the first team All-ACC squad...established an FSU record with four career touchdowns off of blocked punts...finished career with 160 total tackles, 22 pass break-ups and eight interceptions.



53 • Clay Shiver

- Center, 6-2, 280
- Tifton, GA (Tift County)

Anchored the Seminole offensive line as the starter at center for three seasons...a three-time All-ACC center who earned consensus All-America status in 1995...team captain and Lombardi semifinalist during his senior year...won Jacob's Blocking Trophy as the ACC's top offensive lineman in 1994...tabbed by Coach Bowden as the best center he has coached in his career at Florida State...drafted by the Dallas Cowboys in the third round of the 1996 NFL Draft.



58 • Peter Boulware

- Defensive End, 6-5, 255
- Columbia, SC (Spring Valley)

One of the top pass rushers to ever wear the Garnet and Gold... led the nation and set an FSU single season record with 19 sacks in 1996 to earn consensus All-America honors...named the Football News' National Defensive Player of the Year...a first team All-ACC selection and conference Defensive Player of the Year in 1996...finished his three-year career with 34 career sacks...that figure ranks second in the Seminole record books only to teammate Reinard Wilson's 35.5...drafted by the Baltimore Ravens with the fourth pick in the first round of the 1997 NFL Draft.



55 • Reinard Wilson

- Defensive End, 6-2, 255
- Lake City, FL (Columbia)

Earned consensus All-America honors as a senior in 1996 when he led the Seminoles in tackles with 105 and recorded 13.5 sacks... became FSU's all-time career sack leader during that season and finished his career with 35.5...led a Florida State defense that ranked first nationally against the rush and third in total defense that year...one of four Seminoles picked in the first round of the 1997 NFL Draft as the Cincinnati Bengals' 14th overall choice.



1 • Sam Cowart

- Linebacker, 6-3, 239
- Jacksonville, FL (Mandarin)

Returned from an injured knee that forced him to take a redshirt year in 1996 to earn consensus All-America status in 1997...named a finalist for the Butkus and Bronko Nagurski Awards...led the team with 116 tackles in his senior campaign...set an FSU record with three fumbles returned or recovered for touchdowns in 1997...ended career ranked 10th on the FSU all-time tackle list with 338...earned the ACC's Brian Piccolo Award for the Comeback Player of the Year...led the Seminoles in tackles during his junior season (1995) with 115 and 10 for loss...drafted by the Buffalo Bills in the second round of the 1998 NFL Draft.



85 • Andre Wadsworth

- Defensive End, 6-4, 267
- Miami, FL (Fla. Christian)

Went from walk-on in 1993 to consensus All-America as a senior in 1997...parlayed that success to become Florida State's highest ever NFL Draft pick as he was taken with the third overall pick in the first round by the Arizona Cardinals...named the 1997 ACC Defensive Player of the Year as well as to the All-ACC first team...a finalist for the Lombardi Award...led the ACC in sacks with 16 during his senior season...that total ranks second on the FSU all-time single season list...finished his career with 233 total tackles and 23 sacks...career sack figure is fourth in school history...started for two seasons at nose guard before moving to defensive end in his final year.



CONSENSUS ALL-AMERICANS



Sebastian Janikowski



Corey Simon



Tay Cody



38 • Sebastian Janikowski

- Placekicker, 6-2, 255
- Daytona Beach, FL (Seabreeze)

TWO-TIME HONOREE

A two-time consensus All-American (1998 and 1999) who is also the first and only two-time Lou Groza Award winner...led the nation as a senior averaging 2.1 field goals per game...did not miss an attempt from inside 45 yards as a senior...named to the All-ACC first team...twice tied Bill Capece's FSU record for field goals in a game with five against Maryland in 1998 and NC State in 1999...ranked third in the NCAA and led the ACC in scoring with 10.5 points per game in 1999...broke the ACC career scoring record, set by fellow Seminole Scott Bentley (93-96) at 326...career-long field goal was a 54-yarder against Florida in 1999, tying the second-longest field goal in school history at the time...was 23-30 on field goals as a senior, including a perfect 15-15 from the 30-yard range...made 66 of 83 career field goals and 126 of 129 extra points...was also a weapon on kickoffs as 57 of his 83 kicks resulted in touchbacks (68.7%)...has had just 26 of his kickoffs returned this season and only two of those past the 24-yard line...left FSU after his junior season and was selected in the first round of the 2000 NFL draft by the Oakland Raiders.



9 • Peter Warrick

- Flanker, 6-0, 195
- Bradenton, FL (Southeast)

Two-Time Honoree

Two-time consensus All-American (1998 and 1999) who had more touchdown receptions (32) than any player in FSU history...finished his career as the ACC's all-time receiving yardage leader with 3,517...second to Ron Sellers on FSU's career receiving yards list and receptions chart (207)...as a senior caught 71 passes for 934 yards and eight touchdowns...averaged 13.2 yards per reception in 1999...also ran for 96 yards on 16 carries and three touchdowns...dangerous punt return man who averaged 12.6 yards on 18 returns and scored one TD...lined up at quarterback several times...ran for two scores while at quarterback and also threw for a touchdown...carried a school record streak of 40 straight games with at least one catch into the Sugar Bowl, then set a bowl record by scoring three touchdowns and adding a two point conversion...caught at least six passes in eight of his nine regular season appearances as a senior...selected in the first round of the NFL draft by the Cincinnati Bengals.



53 • Corey Simon

- Nose Guard, 6-4, 275
- Pompano Beach, FL (Ely)

One of the finest defensive linemen in FSU history...consensus All-American selection following his senior season in which he was a finalist for both the Lombardi Award and Outland Trophy...led FSU defensive linemen and was fourth on the team with 84 tackles, including 48 solo stops...led the ACC with 21 tackles for loss...also had four quarterback sacks and three passes broken up...had eight games with at least seven tackles...put together his two finest games in road wins over Clemson (with a career high 10 tackles, including three for loss) and Virginia...his interception while covering running back Thomas Jones of the Cavaliers is one of the most impressive plays by a lineman... also blocked a punt against the Cavaliers...was named the ACC Defensive Lineman of the Week for his play at Virginia... was selected ESPN Player of the Game vs. Clemson and Virginia...had at least one tackle for loss in all 11 games.



68 • Jason Whitaker

- Offensive Guard, 6-5, 300
- Panama City, FL (Mosley)

FSU's first consensus All-America offensive lineman since Clay Shiver in 1994...earned first team All-ACC honors for the second year in a row in 1999...started 24 consecutive games over his last two seasons...played despite injuries during most of his last two seasons...leader of the FSU offensive line that produced the schools first undefeated season...leadership role was instrumental in guiding FSU as the only team in AP history to go through an entire season ranked No. 1...played split guard in 1998, but moved to tight guard in 1999 where he used his mobility to lead block on pulling plays...excellent open field blocker.



27 • Tay Cody

- Cornerback, 5-11, 180
- Blakely, GA (Early County)

FSU coaches felt that Cody had as good a senior season (2000) as any defensive back in Florida State history...covered so well that teams stayed away from his side of the field over the last half of the season...outstanding open-field tackler and great fundamental man-to-man defender... named to College Football New's All-America first team and was a first team All-ACC selection...started at right corner all four seasons, after redshirting in 1996... doubled his career interceptions with six as a senior, averaging .50 interceptions per game...tied for sixth all-time in career interceptions at Florida State with 12...ranks seventh at Florida State in single season interceptions with six...had 81 tackles for the season, averaging 6.7 tackles per game for the season, second among all defensive backs at Florida State...had 200 return yards off his six interceptions, averaging 16.7 all-purpose yards per game...had a season-long interception return against NC State when he picked off Phillip Rivers and returned it 52 yards for a touchdown...closed out the season with four-straight games with at least one interception.



CONSENSUS ALL-AMERICANS



Alex Barron



Rodney Hudson



Shawn Powell



13 • Marvin "Snoop" Minnis

- Flanker, 6-1, 185
- Miami, FL (Northwestern)

FSU's leading receiver in 2000 who capped off a stellar senior season with eight catches for a career-high 187 yards and two touchdowns in FSU's win over Florida...a finalist for the 2000

Biletnikoff Award...named first team All-ACC...had a team-high 63 receptions which ranks ninth on the FSU single season receptions list...enjoyed his first career 1,000-yard season with 1,340 yards as a senior which ranks second on the FSU single season receiving yardage chart...had 2,098 career receiving yards which ranks 11th all time at FSU...team-leading 11 touchdowns as a senior ranks tied for seventh on the FSU single season touchdown catches list...recorded 17 career touchdowns which ties for 12th all-time at FSU...had more receptions in 2000 than he recorded the previous three seasons combined (52)...his 115 career receptions ranks 17th on the FSU career receptions chart...led the ACC and was third in the nation with a 111.7 receiving yards per game average...was on the receiving end of FSU's longest pass in history when he caught a 98-yard touchdown pass from Chris Weinke in the Clemson game which also tied the ACC record...averaged 5.25 catches per game as a senior in 2000 which ranked third in the ACC and ranks 13th best on the FSU all-time single season chart...had seven, 100+ yard games that season, including 163 yards off of four catches in the Clemson game...was FSU's reception leader in eight games and led FSU in receiving yards in eight games.



58 • Jamal Reynolds

- Defensive End, 6-4, 254
- Aiken, SC (Aiken)

A consensus All-American following the 2000 season, Reynolds was another in the prominent line of great defensive linemen for the Seminoles...became just the second Florida State player to

win the Lombardi Award when he was named the nation's most outstanding lineman/linebacker following his senior year...joins Seminole star Marvin Jones who won the Lombardi in 1992 from his middle linebacker position...led the Seminoles in sacks as a senior with 12 and forced four fumbles for a defense that was among the nation's best in 2000...finished the year with 58 tackles including 28 unassisted stops and had two safeties on the year...his 23.5 career quarterback sacks ranks fourth all-time at FSU and his 12 sacks as a senior tie him with Ron Simmons (1977) as the sixth best season ever...was the first FSU player selected in the 2001 NFL draft when he was taken in the first round by the Green Bay Packers with the 10th pick...distinction as a consensus All-American puts him in the company of Peter Boulware (1996), Reinard Wilson (1996) and Andre Wadsworth (1997), who also earned the distinction at defensive end.



70 • Alex Barron

- Offensive Tackle, 6-6, 308
- Orangeburg, SC (Wilkinson)

Two-Time Honoree

Joined Ron Simmons, Deion Sanders, Derrick Brooks, Marvin Jones, Sebastian Janikowski and Peter Warrick as Florida State's seventh two-time consensus All-American (2003 and 2004)...the only Seminole offensive lineman in school history to earn the distinction and have his locker sealed...in 2003, became the first FSU consensus All-American on the offensive line since offensive guard Jason Whitaker earned the distinction following the 1999 season...a two-time, first team All-ACC honoree...started 24 of 25 games at tackle over the final two years of his career...regarded as the nation's top pass blocker as a junior and a senior...selected in the first round of the 2005 NFL Draft by the St. Louis Rams.



62 • Rodney Hudson

- Offensive Guard, 6-2, 282
- Mobile, AL (B.C. Rain)

One of the finest offensive linemen in FSU and ACC history...a four-year starter who capped off his career as the most decorated offensive lineman in Atlantic Coast Conference history earning consensus first team All-American honors, the first by a Seminole since Alex Barron in 2004...one of three finalists for the 2010 Outland Trophy...won consecutive Jacobs Blocking Trophies (2009 and 2010) as the ACC's most dominant lineman and was just the second lineman in league history to be selected All-ACC four times and the first selected first team three times...nine-time ACC Offensive Lineman of the Week over the course of his career; more than any player at any position in conference history...he started all 14 games at left guard in 2010, pushing his career total to 48 career starts...played 904 snaps as a senior in 2010 and led the team with 48 knockdown blocks while being penalized just once.



45 • Shawn Powell

- Punter, 6-4, 235
- Rome, GA (Darlington Prep)

Florida State's first consensus All-American punter and the school's all-time leader in multiple punting categories as a three-year starter... Football Bowl Subdivision national leader with a 47-yard average as a senior...fifth all-time in the Atlantic Coast Conference in career punting average (44.2 yards per punt)...earned first team All-America honors from the Walter Camp Foundation and the American Football Coaches Association (AFCA), as well as ESPN.com and Rivals.com...selected first team All-ACC (the first in FSU's 20 years of league membership)...winner of the College Football Performance Awards 2011 Performer of the Year Award...punted 57 times for 2,681 yards...had 24 punts of 50 or more yards with at least one 50-plus yarder in nine of 13 games...23 punts downed inside the 20 which included 14 inside the 10-yard line - a staggering total...forced seven fair catches...finished his career as FSU's all-time leader with a 44.2 average (168-7,424), smashing Rohn Stark's previous mark of 42.7.



SEMINOLE ALL-AMERICANS

1948

Hugh Adams (T) AP (L), PBW (L)

1949

Hugh Adams (T) AP (L)
Jerry Morrill (G) AP (L)

1951

Tommy Brown (HB) AP (L-HM)
Curt Campbell (E) WMG (L), AP (L-HM)
Bill Dawkins (G) AP (L)
Nelson Italiano (HB) AP (L-HM)
Mike Sellers (FB, LB) AP (L-HM)

1952

Curt Campbell (E) AP (L)

1953

Bobby Fiveash (HB) AP (L-HM)
Jimmy Lee Taylor (E) AP (L-HM)

1954

Al Makowiecki (LT) NIAA (1), AP (L-2)

1956

Lee Corso (HB) AP (HM)

1958

Fred Pickard (HB) UPI (HM), AP (HM), WMG (HM)
Bobby Renn (QB) UPI (HM)
Tony Romeo (E) AP (HM), UPI (HM)
Al Ulmer (G) AP (HM), UPI (HM)

1959

Joe Majors (QB) AP (HM)
Fred Pickard (HB) UPI (HM), AP (HM)
Al Ulmer (G) UPI (HM)

1962

Gene McDowell (G) AP (3)

1964

Fred Biletnikoff (E) AP (1), FWA (1), NEA (1), FN (1), NY (1), UPI (2), AFC (2), NCAA

1965

Jack Shinholser (DMG) AP (HM), NEA (2)

1966

Gary Paicic (QB) AP (HM)
Del Williams (OG) NEA (2), UPI (2), AP (2)

1967

Kim Hammond (QB) AP (2), UPI (2)
Ron Sellers (FL) AP (1), AFC (1), NEA (1), FN (1), UPI (2), FWA (2), NCAA

1968

Ron Sellers (FL) AP (1), AFC (1), FN (1), SN (1), KOD (1), TIME (1), UPI (2), NEA (2), FWA (2)
Dale McCullers (LB) NEA (1), AP (3)
Jack Fenwick (OL) AP (HM)
Bill Cappleman (QB) AP (HM)

1971

Rhett Dawson (WR) AP (3)
Gary Huff (QB) AP (HM)
J.T. Thomas (DB) AP (HM)

1972

Larry Strickland (LB) AP (HM)
Gary Huff (QB) FWA (1), AFC (1), GRID (1), TIME (1), CH (1), CPFW (1), FN (2), UPI (2), AP (HM)
Barry Smith (WR) AFC (1), CH (1), AP (2), UPI (2), US (2), FN (3), GRID (3), AAC (1)
James Thomas (DB) TIME (1), CPFW (1), US (1)

1976

Ed Beckman (TE) AP (HM)
John Thames (DT) AP (HM)
Gil Wesley (C) FN (3)
Kurt Unglaub (WR) FN (FR-2)

1977

Wade Johnson (OG) AP (HM)
Willie Jones (DE) AP (HM)
Larry Key (RB) AP (HM)
Ron Simmons (MG) AP (HM), FN (HM), FN (FR)
Nat Terry (DB) AP (HM)
Scott Warren (DE) CH (1)
Gil Wesley (C) CH (1), FN (SO-3)

1978

Mike Good (OG) AP (HM)
Charles Ferguson (LB) FN (FR-2)
Jackie Flowers (WR) AP (HM), SN (HM)
Nate Henderson (OT) AP (HM)
Willie Jones (DE) UPI (2), AP (HM), SN (HM)
Ron Simmons (MG) FN (SO-1), FN (3), AP (HM)
Scott Warren (DE) CH (1)
Gil Wesley (C) CH (1)

1979

Monk Bonasorte (DB) AP (3)
Bobby Butler (CB) AP (HM)
Jackie Flowers (WR) AP (HM), SN, UPI (2), FN (2)
Mike Good (OG) AP (HM)
Jimmy Jordan (QB) SN (HM)
Ken Lanier (OT) AP (HM)
Ron Simmons (NG) SN (HM), AP (1), UPI (1), CAMP, FN (1), AFCA, KOD, NCAA
Scott Warren (DE) CH (1), AP (HM)
Gil Wesley (C) CH (1)

1980

Monk Bonasorte (DB) FN (2), AP (HM)
Bobby Butler (DB) NEA (1), AP (3)
Greg Futch (OG) AP (HM)
Reggie Herring (LB) AP (2)
Ken Lanier (OT) AP (2)
Mark Macek (OT) AP (HM)
Paul Piorowski (LB) AP (HM)
Ron Simmons (MG) CAMP (1), UPI (1), KOD, SN (1), AFCA, FN (3), NCAA
Rohn Stark (P) FWA (1), KOD, UPI (1), SN (1), FN (3)

1981

Greg Allen (TB) AP (HM), FN (FR)
Garry Futch (DT) AP (HM)
Tom McCormick (C) AP (HM)
Rohn Stark (P) SN (1), UPI (1), NEA (1), HI (1)
Barry Voltapetti (OT) AP (HM)

1982

Greg Allen (TB) AP (HM)
Alphonso Carreker (DT) AP (HM)
Harvey Clayton (DB) AP (HM)
Jamie Dukes (OG) FN (FR)
Hassan Jones (WR) FN (FR)
Tom McCormick (C) AP (HM)
Isaac Williams (DL) SN (FR), FN (FR)
Ricky Williams (RB) AP (HM)
Tommy Young (LB) AP (HM)

1983

Greg Allen (TB) UPI (1), CAMP, FN (2), AP (3), NCAA
Alphonso Carreker (DT) FN (3), AP (HM)
Tom McCormick (C) AP (HM)
Herbert Harp (OL) FN (HM)
Jamie Dukes (OG) FN (HM)

1984

Greg Allen (TB) CAMP, FN (1), UPI (2), AP (3)
Louis Berry (P) AP (HM)
Jamie Dukes (OG) FN (2), AP (HM)
Jessie Hester (WR) AP (HM), FN (HM)
Derek Schmidt (KS) AP (HM)
Henry Taylor (ILB) AP (HM)

1985

Louis Berry (P) AP (HM)
Jamie Dukes (OG) CAMP, FWA (1), UPI (2), AP (2), FN (3), NCAA
Chip Ferguson (QB) SN (FR-2), FN (FR-2)
Victor Floyd (TB) AP (HM)
John Ionata (OT) FN (HM), AP (HM)
Hassan Jones (WR) AP (HM)
Pablo Lopez (OT) FN (SO-3)
Martin Mayhew (CB) FN (HM), AP (HM)
Paul McGowan (ILB) FN (SO-2), AP (HM)
Gerald Nichols (DT) AP (HM)
Derek Schmidt (KS) UPI (HM), AP (HM)
Stan Shiver (SS) FN (FR-2)
Pat Tomberlin (OG) AP (HM)
Isaac Williams (OT) FN (HM), AP (HM)

1986

Louis Berry (P) AP (HM)
Pat Carter (TE) AP (HM)
Steve Gabbard (DT) FN (SO-2)
Fred Jones (ILB) AP (HM)
Jason Kuipers (OG) FN (SO-3)
Paul McGowan (ILB) AP (HM)
Gerald Nichols (DT) AP (HM)
Deion Sanders (CB) SN (1), AP (3), FN (SO), UPI (HM)
Derek Schmidt (KS) AP (HM)
Sammie Smith (TB) FN (FR)
Pat Tomberlin (OG) AP (HM), FN (SO-2)

1987

Pat Carter (TE) SN (1), AP (2)
Herb Gainer (WR) AP (HM)
Odell Haggins (NG) AP (HM)
Eric Hayes (DT) AP (HM)
Jason Kuipers (OG) AP (HM)
Paul McGowan (ILB) AP (1), SN (1), FN (1)
Deion Sanders (CB) AP (1), UPI (1), FWA (1), AFCA, SN (1), FN (1), CAMP, KOD, SH, NCAA
Derek Schmidt (KS) AP (3)
Sammie Smith (TB) AP (HM)
Pat Tomberlin (OT) AP (3)
Terry Warren (OLB) AP (HM)

1988

Terry Anthony (WR) AP (HM), SN (HM)
Chip Ferguson (QB) AP (HM), UPI (HM)
Steve Gabbard (DT) AP (HM)
Odell Haggins (NG) AP (2), SN (HM)
Joey Ionata (OT) AP (HM)
Jason Kuipers (OG) AP (HM)
Bruce LaSane (WR) SN (HM)
Ronald Lewis (WR) AP (HM), SN (HM)
Deion Sanders (CB) AP (1), UPI (1), FWA (1), AFCA, SN (1), FN (1), CAMP, KOD, NCAA
Stan Shiver (SS) AP (HM)
Kelvin Smith (ILB) AP (HM)
Sammie Smith (TB) AP (HM)
Pat Tomberlin (OT) KOD (2), AP (2), UPI (2), SN (2), FN (2), CAMP
Dayne Williams (FB) SN (HM)

1989

Terry Anthony (WR) SN (HM)
LeRoy Butler (CB) AP (1), UPI (1), CAMP, SN (HM), NCAA
Kirk Carruthers (ILB) SN (HM)
Dexter Carter (TB) SN (HM)
Lawrence Dawsey (WR) SN (HM)
Odell Haggins (NG) KOD, CAMP, UPI (2), AFCA, FN (2), SN (HM)
Eric Hayes (DT) SN (HM), FN (3)
Ronald Lewis (WR) SN (HM)
Michael Tanks (C) AP (1), FWA (1), UPI (2), SN (HM)
Peter Tom Willis (QB) UPI (HM), SN (HM)

1990

Terrell Buckley (CB) AP (2), SN (2), FN (2)
Lawrence Dawsey (WR) UPI (2), AP (1), FWA (1), SN (2), FN (3)
Marvin Jones (ILB) AP (3)



SEMINOLE ALL-AMERICANS

1991

Terrrell Buckley (CB)	AP (1), UPI (1), KOD, AFCA, FWA (1), CAMP, SN (1), FN (1), SH (1), NCAA
Kirk Carruthers (ILB)	UPI (HM)
Marvin Jones (ILB)	AP (1), UPI (1), FWA (1), CAMP, SN (1), SH (1), FN (3), NCAA
Amp Lee (TB)	CAMP, FN (3), SH (HM), UPI (HM)
Kevin Mancini (OT)	UPI (HM)
Patrick McNeil (OG)	FN (FR)
Casey Weldon (QB)	CAMP, FN (1), SH (1), AP (2), SN (2), UPI (HM)

1992

Derrick Brooks (OLB)	FN (SO)
Marvin Jones (ILB)	AP (1), UPI (1), KOD (1), FWA (1), AFCA, CAMP, SN (1), SH (1), FN (1), CFW (1), NCAA
Patrick McNeil (OG)	FN (SO)
Corey Sawyer (CB)	AP (2), FN (2), UPI (HM), FN (SO)
Robert Stevenson (OT)	FN (2), UPI (HM)
Lewis Tyre (OG)	FN (FR)
Tamarick Vanover (WR/KR)	SN (1), CFW (1), FN (FR)
Charlie Ward (QB)	AP (3), SN (2), UPI (HM), SH (HM)

1993

Derrick Alexander (DE)	FWA (1), AFCA (1), UPI (2), AP (3), FN (SO)
Derrick Brooks (OLB)	AP (1), UPI (1), FWA (1), SH (1), AFCA, KOD (1), CAMP (1), SN (1), FN (1), NCAA
Patrick McNeil (OG)	FN (3)
Corey Sawyer (CB)	CAMP, UPI (1), SN (1), FN (1), AP (2), NCAA
Clay Shiver (C)	UPI (HM), FN (SO)
Tamarick Vanover (WR)	FN (SO-2), SN (2)
Charlie Ward (QB)	AP (1), UPI (1), FWA (1), SH (1), AFCA, KOD (1), CAMP, SN (1), FN (1), NCAA

1994

Clifton Abraham (CB)	AFC (1), SN (1), AP (1), UPI (1), CAMP (1), FC/KOD (1), FN (1), SH (HM), NCAA
Derrick Brooks (OLB)	AFC (1), FNA (1), SN (1), AP (1), CAMP (1), FC/KOD (1), SH (1), UPI (2), AP (HM), NCAA
Derrick Alexander (DE)	FWA (1), AP (1), CAMP (1), UPI (2), SN (2), SH (HM)
Clay Shiver (C)	FWA (1), SH (1), AP (2), UPI (HM)
Kez McCorvey (WR)	UPI (1), SH (HM)
Warrick Dunn (RB)	UPI (HM)
Patrick McNeil (OG)	UPI (HM)

1995

Daryl Bush (LB)	FN (HM)
Andre Cooper (WR)	AP (HM), FN (HM)
Warrick Dunn (RB)	FN (3), AP (HM)
Danny Kanell (QB)	FN (2), AP (HM)
Sean Liss (P)	AP (HM)
Clay Shiver (C)	AFC (1), FWA (1), AP (2), UPI (2), FN (2), NCAA
Lewis Tyre (OG)	AP (HM), FN (HM)
Reinard Wilson (DE)	AP (HM), FN (HM)

1996

Peter Boulware (DE)	AP (1), FN (1), FWAA (1), AFC (1), SN (1), CFW (1), NCAA
Warrick Dunn (RB)	FWAA (1), AP (2), FN (2), SN (2)
Walter Jones (OT)	AP (2)
Reinard Wilson (DE)	FWA, AP (1), CAMP (1), AFCA (1), FN (2), SN (2), NCAA

1997

Daryl Bush (LB)	AP (3)
Sam Cowart (LB)	AP (1), FN (1), FWAA, AFCA, SN (1), NCAA
E.G. Green (WR)	AP (2), FN (2)
Kevin Long (C)	FN (3), AFCA, AP (3)
Tra Thomas (OT)	AP (2)
Andre Wadsworth (DE)	AP (1), FN (1), Camp (1), SN (1), AFCA (1), NCAA

1998

Sebastian Janikowski	AP (1), FN (1), FWAA (1), SN (1), FB Digest (1), NCAA
Corey Simon (DT)	AP (1), FN (2)
Peter Warrick (WR)	AP (1), CAMP (1), SN (1), FB Digest (1), FN (2), NCAA
Jason Whitaker (OG)	FWAA (1), AP (3)

1999

Sebastian Janikowski (PK)	AAF (1), AP (1), CAMP (1), FWAA (1), SN (1), AFCA (1), FN (1), NCAA
Corey Simon (DT)	AAF (1), AP (1), CAMP (1), FWAA (1), SN (1), AFCA (1), FN (2), NCAA
Peter Warrick (WR)	AAF (1), AP (1), CAMP (1), FWAA (1), SN (1), AFCA (1), FN (1), NCAA
Chris Weinke (QB)	FN (HM)
Jason Whitaker (OG)	AAF (1), AP (1), CAMP (1), FWAA (1), SN (2), AFCA (1), FN (1), NCAA
Brett Williams (OT)	FN (FR-1)

2000

Tay Cody (CB)	SN (1), FBCA (1), AFCA (1), AP (2), FN (2), NCAA
Chris Hope (FS)	SN (2)
Snoop Minnis (FLK)	AP (1), AFCA (1), SN (1), FBWAA (1), FN (1), FBCA (1), CNNSI.com (1), NCAA
Tommy Polley (LB)	SN (3), FN (3)
Jamal Reynolds (DE)	AP (1), Camp (1), AFCA (1), FBWAA (1), SN (1), FBCA (1), FN (1), CNNSI.com (1), NCAA
Tarlos Thomas (OT)	Camp (1)
Chris Weinke (QB)	AP (1), CNNSI.com (1), FN (1), SN (2)

2001

Xavier Beitia (PK)	SN (FR-3)
Travis Johnson (NG)	SN (FR-1)
Chris Rix (QB)	SN (FR-1)

2002

Montrae Holland (OG)	AP (3), SN (3)
Alonzo Jackson (DE)	CFN (2)
Brett Williams (OT)	FBCA(1), SN (1), CFN (1), AP (2), CNNSI (2)

2003

Alex Barron (OT)	AP (1), FWAA (1), Camp (1), CNNSI (HM), NCAA
------------------	--

2004

Alex Barron (OT)	AP (1), FWAA (1), Camp (1), SN (1), AFC (1), CFN (1), ESPN (1), CBS (1), CNNSI (HM), NCAA
Travis Johnson (DT)	ESPN (1), CBS (1), CFN (2), AP (3)
Ernie Sims (LB)	ESPN (1)

2005

Brodrick Bunkley (NG)	FWAA (1), SN (2), AP (3)
Greg Carr (WR)	SN (FR-2), CFN (FR-3)
Tony Carter (CB)	SN (FR-3)
Drew Weatherford (QB)	SN (FR-2), CFN (FR-2)

2006

Everette Brown (DE)	CFN (FR-2), SH (FR-2)
Buster Davis (LB)	AFCA (1), CAMP (2), SN (2), CNNSI (HM), CFN (HM)
Geno Hayes (LB)	CFN (SO)
Jamie Robinson (CB)	SH (FR-HM)
Myron Rolle (RV)	SN (FR), CFN (FR-1), SH (FR-1)
Brandon Warren (TE)	SN (FR), CFN (FR-HM), SH (FR-3)

2007

Gary Cismesia (PK)	CFN (3), CNNSI (2), TN (2)
Geno Hayes (LB)	CNNSI (HM)
Rodney Hudson (OG)	CFN (FR-1), FWA (FR), SN (FR-HM)
Ryan McMahon (C)	CFN (FR-1), FWA (FR), RIV (FR-1), SN (FR-2)



Jamal Reynolds

2008

Everette Brown (DE)	AP (2), CAMP (2), SN (2), SC (2), PS (2), RIV (2), CNNSI (3), CFW (HM)
Andrew Datko	FWA (FR), PS (FR), RIV (FR)
Graham Gano (PK)	CBS (1), SC (1), RIV (1), AP (2), CAMP (2), SN (2), CNNSI (2), PS (2)
Michael Ray Garvin (SP)	SN (1), CNNSI (3), SC (3)
Myron Rolle (RV)	AP (3)

2009

Rodney Hudson	AP (2nd team), Football writers (1st team), Rivals (2nd team), Si.com (1st team), Pro Football Weekly (Honorable Mention),
Greg Reid	Sporting News (3rd team), Rivals (3rd team), Si.com (honorable mention), Scout.com (2nd team - Freshman)
Jacobi McDaniel	Scout.com (2nd team - Freshman)

2010

Rodney Hudson (OG)	CAMP (1), AFC (1), AP (1), FWA (1), SN (1), ESPN (1), CBS (1), RIV (1), CNNSI (1), SC (1), CFN (1), PS (1)
Brandon Jenkins (DE)	RIV (2), CNNSI (HM), SC (2), PS (4)
Xavier Rhodes (CB)	RIV (1-Freshman), CFN (3), CFN (1-Freshman)
Demonte McAllister (DL)	CFN (HM-Freshman)

2011

Shawn Powell (P)	AFCA (1), CAMP (1), YS (1), ESPN, (1), RIV (1), CBS (2), AP (3), FSN (2), PS (4), SI (HM)
Timmy Jernigan (DT)	CFN(1-Freshman), YS (1-Freshman), CBS (Freshman), FSN (Freshman)
Bobby Hart (OL)	CFN (2-Freshman)
Devonta Freeman (RB)	CFN (HM- Freshman)
Christian Green (WR)	CFN (HM- Freshman)
Rashad Greene (WR)	CFN (HM- Freshman)
Nick O'Leary (TE)	CFN (HM- Freshman)



ACC CHAMPIONS & AWARD WINNERS

YEAR	CHAMPION	ACC	OVERALL	HEAD COACH	PLAYER OF YEAR	COACH OF YEAR		
1953	Maryland	4-0	10-1	Jim Tatum	Bernie Faloney, MD	Jim Tatum, MD		
	Duke	4-0	7-2-1	Bill Murray				
1954	Duke	4-0	8-2-1	Bill Murray	Jerry Barger, Duke	Bill Murray, Duke		
1955	Maryland	4-0	10-1-1	Jim Tatum	Bob Pellegrini, MD	Jim Tatum, MD		
	Duke	4-0	7-2-1	Bill Murray				
1956	Clemson	4-0-1	7-2-2	Frank Howard	Bill Barnes, WF	Paul Amen, WF		
1957	NC State	5-0-1	7-1-2	Earle Edwards	Dick Christie, NCS	Earle Edwards, NCS		
1958	Clemson	5-1	8-3	Frank Howard	Alex Hawkins, USC	Frank Howard, CU		
1959	Clemson	6-1	9-2	Frank Howard	Mike McGee, Duke	Paul Amen, WF		
1960	Duke	5-1	8-3	Bill Murray	Roman Gabriel, NCS	Bill Murray, Duke		
1961	Duke	5-1	7-3	Bill Murray	Roman Gabriel, NCS	Bill Elias, UVA		
1962	Duke	6-0	8-2	Bill Murray	Billy Gambrell, USC	Bill Murray, Duke		
1963	North Carolina	6-1	9-2	Jim Hickey	Jay Wilkinson, Duke	Jim Hickey, NC		
	NC State	6-1	8-3	Earle Edwards				
1964	NC State	5-2	5-5	Earle Edwards	Brian Piccolo, WF	Bill Tate, WF		
1965	Clemson	5-2	6-4	Frank Howard	Danny Talbott, NC	Earle Edwards, NCS		
	NC State	5-2	6-4	Earle Edwards				
1966	Clemson	6-1	6-4	Frank Howard	Bob Davis, UVA	Frank Howard, CU		
1967	Clemson	6-1	6-4	Frank Howard	Buddy Gore, CU	Earle Edwards, NCS		
1968	NC State	6-1	6-4	Earle Edwards	Frank Quayle, UVA	George Blackburn, UVA		
1969	South Carolina	6-0	7-4	Paul Dietzel	Don McCauley, NC	Paul Dietzel, USC		
1970	Wake Forest	5-1	6-5	Cal Stoll	Don McCauley, NC	Cal Stoll, WF		
1971	North Carolina	6-0	9-3	Bill Dooley	Ernie Jackson, Duke	Bill Dooley, NC		
1972	North Carolina	6-0	11-1	Bill Dooley	Steve Jones, Duke	Lou Holtz, NCS		
1973	NC State	6-0	9-3	Lou Holtz	Willie Burden, NCS	Jerry Claiborne, MD		
1974	Maryland	6-0	8-4	Jerry Claiborne	Randy White, MD	Red Parker, CU		ROOKIE OF YEAR
1975	Maryland	5-0	9-2-1	Jerry Claiborne	Mike Voight, NC	Jerry Claiborne, MD	Ted Brown, NCS	
1976	Maryland	5-0	11-1	Jerry Claiborne	Mike Voight, NC	Jerry Claiborne, MD	James McDougald, WF	
1977	North Carolina	5-0-1	8-3-1	Bill Dooley	Steve Fuller, CU	Charley Pell, CU	Amos Lawrence, NC	
1978	Clemson	6-0	11-1	Charley Pell	Steve Fuller, CU	Charley Pell, CU	Darrell Nicholson, NC	
1979	NC State	5-1	7-4	Bo Rein	Jay Venuto, WF	John Mackovic, WF	Chuck McSwain, CU	
1980	North Carolina	6-0	11-1	Dick Crum	Lawrence Taylor, NC	Dick Crum, NC	Ben Bennett, Duke	
1981	Clemson	6-0	12-0	Danny Ford	Jeff Davis, CU	Danny Ford, CU	Joe McIntosh, NCS	
1982	Clemson	6-0	9-1-1	Danny Ford	Chris Castor, Duke	Bobby Ross, MD	Michael Ramseur, WF	
1983	Maryland	6-0	8-4	Bobby Ross	Ben Bennett, Duke	George Welsh, UVA	Cory Collier, GT	
1984	Maryland	5-0	9-3	Bobby Ross	William Perry, CU	George Welsh, UVA	John Ford, UVA	
1985	Maryland	6-0	9-3	Bobby Ross	Barry Word, UVA	Bill Curry, GT	Jerry Mays, GT	
1986	Clemson	5-1-1	8-2-2	Danny Ford	Erik Kramer, NCS	Dick Sheridan, NCS	Ray Agnew, NCS	
1987	Clemson	6-1	10-2	Danny Ford	Michael Perry, CU	Bill Dooley, WF	Terry Allen, CU	
1988	Clemson	6-1	10-2	Danny Ford	Anthony Dilweg, Duke	Steve Spurrier, Duke	Jesse Campbell, NCS	
1989	Virginia	6-1	10-3	George Welsh	Clarkston Hines, Duke	Steve Spurrier, Duke	Shawn Jones, GT	
	Duke	6-1	8-4	Steve Spurrier				
1990	Georgia Tech	6-0-1	11-0-1	Bobby Ross	Shawn Moore, UVA	Bobby Ross, GT	Ronald Williams, CU	
1991	Clemson	6-0-1	9-2-1	Ken Hatfield	Matt Blundin, UVA	George Welsh, UVA	Jimmy Lincoln, GT	
1992	Florida State	8-0	11-1	Bobby Bowden	Charlie Ward, FSU	Bill Dooley, WF	Tamarick Vanover, FSU	
1993	Florida State	8-0	12-1	Bobby Bowden	Charlie Ward, FSU	Bobby Bowden, FSU	Leon Johnson, UNC	
1994	Florida State	8-0	10-1-1	Bobby Bowden	Derrick Alexander, FSU	Fred Goldsmith, Duke	Ronde Barber, UVA	
1995	Florida State	7-1	10-2	Bobby Bowden	Danny Kanell, FSU	George Welsh, UVA	Anthony Simmons, CU	
	Virginia	7-1	9-4	George Welsh				
1996	Florida State	8-0	11-1	Bobby Bowden	Tiki Barber, UVA	Mack Brown, UNC	Dre' Bly, UNC	
1997	Florida State	8-0	11-1	Bobby Bowden	Andre Wadsworth, FSU	Bobby Bowden, FSU	Travis Minor, FSU	
1998	Florida State	7-1	11-2	Bobby Bowden	Torry Holt, NCS	George O'Leary, GT	Ray Robinson, NCS	
	Georgia Tech	7-1	10-2	George O'Leary				
1999	Florida State	8-0	12-0	Bobby Bowden	Joe Hamilton, GaT	Tommy Bowden, CU	Koren Robinson, NCS	
2000	Florida State	8-0	11-2	Bobby Bowden	Chris Weinke, FSU	George O'Leary, GT	Phillip Rivers, NCS	
2001	Maryland	7-1	10-2	Ralph Friedgen	E.J. Henderson, MD	Ralph Friedgen, MD	Chris Rix, FSU	
2002	Florida State	7-1	9-5	Bobby Bowden	Matt Schaub, UVA	Al Groh, UVA	T.A. McLendon, NCS	
2003	Florida State	7-1	10-3	Bobby Bowden	Philip Rivers, NCSU	Tommy Bowden, CU	Reggie Ball, GT	
2004	Virginia Tech	7-1	10-3	Frank Beamer	Bryan Randall, VT	Frank Beamer, VT	Calvin Johnson, GT	
2005	Florida State	5-3	8-5	Bobby Bowden	Chris Barclay, WF	Frank Beamer, VT	James Davis, CU	
2006	Wake Forest	6-2	11-3	Jim Grobe	Calvin Johnson, GT	Jim Grobe, WF	Riley Skinner, WF	
2007	Virginia Tech	7-1	11-3	Frank Beamer	Matt Ryan, BC	Al Groh, UVA	Josh Adams, WF	Josh Adams, WF
2008	Virginia Tech	5-3	10-4	Frank Beamer	Jonathan Dwyer, GT	Paul Johnson, GT	Russell Wilson, NCS	Russell Wilson, NCS
2009	Georgia Tech	7-1	11-3	Paul Johnson	C.J. Spiller, CU	Paul Johnson, GT	Ryan Williams, VT	Ryan Williams, VT
2010	Virginia Tech	8-0	11-3	Frank Beamer	Tyrod Taylor, VT	Ralph Friedgen, MD	Danny O'Brien, MD	Danny O'Brien, MD
2011	Clemson	6-2	10-4	Dabo Sweeney	David Wilson, VT	Mike London, UVA	Sammy Watkins, CU	Sammy Watkins, CU
								OFFENSIVE ROOKIE OF THE YEAR
								DEFENSIVE ROOKIE OF THE YEAR
								Deunta Williams, UNC
								Sean Spence, UM
								Luke Kuehler, BC
								Xavier Rhodes, FSU
								Merrill Noel, WF

ACC TITLES (Titles/co-titles)

Clemson	13/1
Florida State	10/2
Maryland	7/2
NC State	5/2
Duke	4/3
North Carolina	4/1
Georgia Tech	2/1
Virginia Tech	4/0
Wake Forest	2/0
South Carolina	1/0
Virginia	0/2



ALL-ACC HONOREES

2011

FIRST TEAM	
Zebrie Sanders	OT
Dustin Hopkins	K
Shawn Powell	P
SECOND TEAM	
Brandon Jenkins	DE
Lamarcus Joyner	S
HONORABLE MENTION	
Nigel Bradham	LB
Everett Dawkins	DT
Greg Reid	SPC
Bjoern Werner	DE

2010

FIRST TEAM	
Rodney Hudson	OG
Brandon Jenkins	DE
SECOND TEAM	
Xavier Rhodes	CB
Ryan McMahon	C
HONORABLE MENTION	
Greg Reid	CB

2009

FIRST TEAM	
Rodney Hudson	OG
SECOND TEAM	
Dekoda Watson	OLB
Patrick Robinson	CB
Honorable Mention	
Christian Ponder	QB
Andrew Datko	OL
Greg Reid	CB

2008

FIRST TEAM	
Everette Brown	DE
Graham Gano	PK
Rodney Hudson	OG
SECOND TEAM	
Tony Carter	CB
Michael Ray Garvin	KR
Myron Rolle	S
HONORABLE MENTION	
Ryan McMahon	C
Antone Smith	RB

2007

FIRST TEAM	
Geno Hayes	LB
SECOND TEAM	
Gary Cismesia	PK
Rodney Hudson	OG
HONORABLE MENTION	
Graham Gano	P
Patrick Robinson	DB

2006

FIRST TEAM	
Buster Davis	LB
SECOND TEAM	
Greg Carr	WR
Andre Fluellen	DT
HONORABLE MENTION	
Chris Davis	WR
Cory Niblock	OG
Myron Rolle	S
Lawrence Timmons	LB

2005

SECOND TEAM	
Brodrick Bunkley	DT
Greg Carr	WR
A.J. Nicolson	LB
Kameron Wimbley	DE
HONORABLE MENTION	
David Castillo	C
Ernie Sims	LB
Pat Watkins	FS

2004

FIRST TEAM	
Alex Barron	OT
Antonio Cromartie	CB
Travis Johnson	DT
SECOND TEAM	
Chauncy Davis	DE
Bryant McFadden	CB
Ernie Sims	LB
Chauncey Stovall	WR
Leon Washington	RB
HONORABLE MENTION	
Eric Moore	DE
A.J. Nicholson	LB
Pat Watkins	FS
Ray Willis	OT

2003

FIRST TEAM	
Alex Barron	OT
Michael Boulware	LB
Darnell Dockett	DT
Stanford Samuels	CB
Craphonso Thorpe	WR
SECOND TEAM	
David Castillo	C
Eric Moore	DE
HONORABLE MENTION	
Jerome Carter	SS
Matt Meinrod	OG

2002

FIRST TEAM	
Montrae Holland	OG
Alonzo Jackson	DL
Brett Williams	OT
SECOND TEAM	
Anquan Boldin	WR
Michael Boulware	LB
Chance Gwaltney	P
Greg Jones	RB
Antoine Mirambeau	C
Kendyll Pope	LB
HONORABLE MENTION	
Xavier Beitia	PK

2001

FIRST TEAM	
Darnell Dockett	DL
Chris Hope	DB
Bradley Jennings	LB
Brett Williams	OT
SECOND TEAM	
Xavier Beitia	PK
Montrae Holland	OG
Javon Walker	WR
HONORABLE MENTION	
Michael Boulware	LB
Talman Gardner	WR
Alonzo Jackson	DL
Kendyll Pope	LB

2000

FIRST TEAM	
Justin Amman	OG
Tay Cody	DB
Char-ron Dorsey	OT
Derrick Gibson	DB
Marvin Minnis	WR
Tommy Polley	LB
Jamal Reynolds	DL
Chris Weinke	QB
SECOND TEAM	
Brian Allen	LB
Keith Cottrell	P
Darnell Dockett	DL
Chris Hope	DB
Travis Minor	RB
Jarad Moon	OC
Clevan Thomas	DB
Tarlos Thomas	OT
David Warren	DL
Brett Williams	OT
HONORABLE MENTION	
Montrae Holland	OG
Ryan Sprague	TE

1999

FIRST TEAM	
Mario Edwards	CB
Sebastian Janikowski	PK
Jerry Johnson	DL
Tommy Polley	LB
Corey Simon	DL
Tarlos Thomas	OL
Peter Warrick	WR
Peter Warrick	SP
SECOND TEAM	
Brian Allen	LB
Derrick Gibson	DB
Travis Minor	RB
Jamal Reynolds	DE
Eric Thomas	C
Chris Weinke	QB
Brett Williams	OT

1998

FIRST TEAM	
Ross Brannon	OT
Lamont Green	LB
Sebastian Janikowski	PK
Travis Minor	RB
Corey Simon	DT
Peter Warrick	WR
Jason Whitaker	OG
SECOND TEAM	
Tony Bryant	DE
Tay Cody	CB
Mario Edwards	CB
Dexter Jackson	SS
Myron Jackson	TE
Larry Smith	DL

1997

FIRST TEAM	
Thad Busby	QB
Sam Cowart	LB
E.G. Green	WR
Melvin Pearsall	TE
Samari Rolle	CB
Tra Thomas	OT
Andre Wadsworth	DE
SECOND TEAM	
Daryl Bush	LB
Dexter Jackson	SS
Kevin Long	C
Travis Minor	RB
Shevin Smith	FS
Greg Spires	DE
Peter Warrick	WR
Jason Whitaker	OG

1996

FIRST TEAM	
Chad Bates	OG
Peter Boulware	DE
Byron Capers	CB
Andre Cooper	WR
Warrick Dunn	RB
Reinard Wilson	DE
SECOND TEAM	
Thad Busby	QB
Daryl Bush	LB
Todd Fordham	OT
E.G. Green	WR
Walter Jones	OT
Andre Wadsworth	NG

HONORABLE MENTION

Scott Bentley	PK
James Colzie	CB
Henri Crockett	LB
Dee Feaster	SP
Dexter Jackson	SP
Sean Liss	P
Kevin Long	C
Melvin Pearsall	TE
Shevin Smith	SS
Connell Spain	DT



Darnell Dockett

1995

FIRST TEAM	
Andre Cooper	WR
Warrick Dunn	RB
Jesus Hernandez	OT
Danny Kanell	QB
Clay Shiver	C
Lewis Tyre	OG
Reinard Wilson	DE
SECOND TEAM	
Daryl Bush	LB
Byron Capers	CB
E.G. Green	WR
Sean Liss	P
Andre Wadsworth	NG

1994

FIRST TEAM	
Clifton Abraham	CB
Derrick Alexander	DE
Derrick Brooks	OLB
Warrick Dunn	RB
Corey Fuller	CB
Danny Kanell	QB
Kez McCorvey	WR
Patrick McNeil	OG
Clay Shiver	C
Lewis Tyre	OG
SECOND TEAM	
Devin Bush	SS

1993

FIRST TEAM	
Clifton Abraham	CB
Derrick Alexander	DE
Ken Alexander	ILB
Derrick Brooks	OLB
Kez McCorvey	WR
Corey Sawyer	CB
Clay Shiver	C
Charlie Ward	QB
SECOND TEAM	
Sean Jackson	TB
Lonnie Johnson	TE
Patrick McNeil	OG
Third Team	
Scott Bentley	PK
Devin Bush	SS
Chris Cowart	OLB
Jon Nance	NG
Lewis Tyre	OG
Tamarick Vanover	WR

1992

FIRST TEAM	
Derrick Brooks	OLB
Marvin Jones	ILB
Corey Sawyer	CB
Robert Stevenson	OT
Charlie Ward	QB
SECOND TEAM	
Robbie Baker	C
Leon Fowler	FS
Patrick McNeil	OG
Tamarick Vanover	WR



ALL-SOUTH INDEPENDENT

1968

FIRST TEAM	
Bill Cappleman	QB
John Crowe	DB
Jack Fenwick	OT
Dale McCullers	LB
Ron Sellers	FL

1969

FIRST TEAM	
Tom Bailey	RB
Bill Cappleman	QB
Bill Lohse	LB
Robert McEachern	DL
Tim Tyson	TE
Ron Wallace	DE

1970

FIRST TEAM	
Rhett Dawson	WR
Allen Dees	C
Robert McEachern	DL
James Thomas	DB
Tommy Warren	QB
HONORABLE MENTION	
Tom Bailey	RB
Duane Carrell	P
Frank Fontes	KS
Bill Lohse	LB
Eddie McMillian	DB

1971

FIRST TEAM	
Rhett Dawson	WR
Frank Fontes	KS
Gary Huff	QB
Larry Strickland	LB
Joe Strickler	DT
James Thomas	DB
HONORABLE MENTION	
Charles Hunt	DL
Bill Shaw	DL
Dan Whitehurst	DL

1972

FIRST TEAM	
Phil Arnold	OG
Gary Huff	QB
Hodges Mitchell	RB
Gary Parris	TE
Barry Smith	WR
Larry Strickland	LB
HONORABLE MENTION	
James Thomas	DB

1973

HONORABLE MENTION	
Don Sparkman	OT

1974

FIRST TEAM	
Burt Cooper	LB
Mike Shumann	WR
Second Team	
Joe Downey	P
Greg Johnson	DL
Larry Key	RB
HONORABLE MENTION	
Leon Bright	RB
Jeff Gardner	OG
Joe Goldsmith	TE

1975

FIRST TEAM	
Jeff Gardner	OG
Bobby Jackson	DB
HONORABLE MENTION	
Leon Bright	RB
Aaron Carter	LB
Willie Jones	DT
Larry Key	RB
Lee Nelson	DB
Mike Shumann	WR
Clyde Walker	QB

1976

FIRST TEAM	
Ed Beckman	TE
Jon Thames	OT

1977

FIRST TEAM	
Wade Johnson	OG
Willie Jones	DE
Larry Key	RB
Mike Shumann	WR
Nat Terry	DB
SECOND TEAM	
Bill Duley	P
Ron Simmons	MG

1978

FIRST TEAM	
Jackie Flowers	WR
Mike Good	OG
Nate Henderson	OT
Willie Jones	DE
Ron Simmons	MG
SECOND TEAM	
Dave Cappelen	KS
Jimmy Jordan	QB

1979

FIRST TEAM	
Jackie Flowers	WR
Mike Good	OG
Ken Lanier	OT
Scott Warren	DE
Ron Simmons	MG
SECOND TEAM	
Monk Bonasorte	DB
Bobby Butler	DB
Dave Cappelen	PK
Reggie Herring	LB
Mark Lyles	RB

1980

FIRST TEAM	
Monk Bonasorte	DB
Bobby Butler	DB
Bill Capece	PK
Greg Futch	OG
Reggie Herring	LB
Ken Lanier	OT
Mark Macek	DT
Rohn Stark	P
SECOND TEAM	
Garry Futch	DT
Paul Piurowski	LB
Sam Platt	RB

1981

FIRST TEAM	
Jarvis Coursey	DE
Tom McCormick	C
Rohn Stark	P
Barry Voltapetti	OT
SECOND TEAM	
Sam Childers	TE
Garry Futch	DT
James Harris	DB
Mike Whiting	RB
Greg Allen	RB

1982

FIRST TEAM	
Greg Allen	RB
Tom McCormick	C
Alphonso Carreker	DT
Harvey Clayton	DB
SECOND TEAM	
Larry Harris	DB
Jessie Hester	WR
Kelly Lowrey	QB
Ricky Render	OL
Ken Roe	LB
Ricky Williams	RB
Tommy Young	LB

1983

FIRST TEAM	
Greg Allen	RB
Alphonso Carreker	DT
Tom McCormick	C
SECOND TEAM	
Jamie Dukes	OG
John Ionata	OT
Weegie Thompson	WR

1984

FIRST TEAM	
Greg Allen	RB
Louis Berry	P
Jamie Dukes	OG
Jessie Hester	WR
Derek Schmidt	KS
Henry Taylor	ILB
SECOND TEAM	
John Ionata	OT

1985

FIRST TEAM	
Jamie Dukes	OG
John Ionata	OT
Hassan Jones	WR
Derek Schmidt	KS
Paul McGowan	ILB
Isaac Williams	DT
SECOND TEAM	
Pat Tomberlin	OG
Victor Floyd	TB
Martin Mayhew	CB
Gerald Nichols	DT

1986

FIRST TEAM	
Louis Berry	P
Gerald Nichols	DT
Pat Carter	TE
Paul McGowan	ILB
Deion Sanders	CB
Pat Tomberlin	OT
SECOND TEAM	
Herb Gainer	WR
Fred Jones	ILB
Derek Schmidt	KS

1987

FIRST TEAM	
Pat Carter	TE
Eric Hayes	DT
Paul McGowan	ILB
Deion Sanders	CB
Derek Schmidt	KS
Sammie Smith	TB
Pat Tomberlin	OT
Terry Warren	OLB
SECOND TEAM	
Odell Haggins	NG
Herb Gainer	SE
Jason Kuipers	OG



LeRoy Butler

1988

FIRST TEAM	
Terry Anthony	WR
Pat Tomberlin	OT
Jason Kuipers	OG
Odell Haggins	NG
Deion Sanders	CB
SECOND TEAM	
Ronald Lewis	WR
Joey Ionata	OT
Chip Ferguson	QB
Sammie Smith	TB
Steve Gabbard	DT
Kelvin Smith	ILB
Stan Shiver	SS

1989

FIRST TEAM	
Michael Tanks	C
Peter Tom Willis	QB
John Brown	OT
Lawrence Dawsey	WR
Odell Haggins	N
LeRoy Butler	CB
Kirk Carruthers	ILB
SECOND TEAM	
Eric Hayes	DT
Shelton Thompson	OLB

1990

FIRST TEAM	
Lawrence Dawsey	WR
Terrell Buckley	CB
Marvin Jones	ILB
Amp Lee	TB
Mike Morris	OG
SECOND TEAM	
Kirk Carruthers	ILB
Reggie Johnson	TE
Hayward Haynes	OG
Edgar Bennett	FB
Bill Ragans	SS

1991

FIRST TEAM	
Terrell Buckley	CB
Kirk Carruthers	ILB
Marvin Jones	ILB
Amp Lee	TB
Kevin Mancini	OT
Mike Morris	OG
Carl Simpson	DE
Casey Weldon	QB
SECOND TEAM	
Edgar Bennett	FB
Howard Dinkins	OLB
Robert Stevenson	OT



Odell Haggins



ACADEMIC ALL-AMERICANS

(Selected by the College Sports Information Directors of America)

First Team




CHRIS HOPE (FS)
2001, 2000



DARYL BUSH (LB)
1997, 1996




DERRICK BROOKS (OLB)
1994, 1993 Second Team




KEITH JONES (DB)
1980, 1979



ROHN STARK (P)
1981



SCOTT WARREN (DE)
2001, 2000



PHIL WILLIAMS (WR)
1979, 1981 Second Team



GARY HUFF (QB)
1972

Second Team




Dustin Hopkins (K)
2011




Myron Rolle (S)
2009



David Castillo (C)
2005




Ken Alexander (ILB)
1993



David Roberts (TE)
1989



Martin Mayhew (CB)
1985



Ron Schomburger (E)
1957



ACADEMIC AWARD WINNERS

NCAA Post-Graduate Scholarship



2005 David Castillo (C)



2000 Chris Weinke (QB)




1997 Daryl Bush (LB)




1995 Danny Kanell (QB)



1994 Derrick Brooks (OLB)




1993 Ken Alexander (ILB)



1990 Dave Roberts (TE)



1987 David Palmer (ILB)



1980 Phil Williams (WR)

FSU's ACC All-Academic Team Selections



2011 Rashad Greene (WR)




2010-11 Zebrie Sanders (T)



2009-11 Dustin Hopkins (PK)



2009-10 EJ Manuel (QB)



2008-10 Christian Ponder (QB)



2008 Andrew Datko (OG)



2008 Kendrick Stewart (DT)



2007 Derek Nicholson (LB)



2006-08 Myron Rolle (RV)



2006 Graham Gano (K/P)




2005-06 Antone Smith (RB)



2005-06 Drew Weatherford (QB)



2003-05 David Castillo (C)



2004 Chris Hall (P)



2004 Wyatt Sexton (QB)



2004 Kameron Wimbley (DE)



2003 Allen Augustin (LB)



2002-03 Michael Boulware (LB)



2003 Greg Jones (RB)



2003 Bryant McFadden (CB)



2003 Matt Meinrod (OG)



2002 Kevin Emanuel (DE)



2002 Robert Morgan (WR)



2002 Brett Williams (OT)



2001 Marcello Church (LB)



1998-01 Chris Hope (FS)



2000 Justin Amman (OG)



2000 Jarad Moon (C)



1998-00 Chris Weinke (QB)



1999 Ryan Sprague (TE)



1998 Keith Cottrell (P)



1998 Jason Whitaker (OL)



1997 E.G. Green (WR)



1996-97 Kevin Long (C)



1997 Andre Wadsworth (DE)



1997 Jerry Johnson (DT)



1994-97 Daryl Bush (LB)



1997 Dexter Jackson (FS)



1996 Warrick Dunn (RB)



1995 Lewis Tyre (OL)



1995 Todd Rebol (LB)



1992-94 Derrick Brooks (LB)



1994 Steve Gilmer (DB)



1993 Clifton Abraham (CB)



1993 Ken Alexander (ILB)



1993 Richard Coes (FS)



1992-93 Charlie Ward (QB)



1992 Robbie Baker (C)



1992 Reggie Freeman (OLB)



ALL-TIME LETTERMEN

A

Abbott, Bryce, 1989, 90, 91
 Abdullah, Khalid, 1995, 96, 97
 Abraham, Clifton, 1991, 92, 93, 94
 Abraira, Phillip, 1967, 68, 69
Abram, Chad, 2010, 11
 Adams, Hugh, 1948, 49
 Adams, Kevin, 1991
 Adams, Robert, 1978, 80
 Alexander, A.J., 2008, 09
 Alexander, Derrick, 1992, 93, 94
 Alexander, Ken, 1990, 91, 92, 93
 Alexander, Mister, 2009, 10
 Allen, Billy, 1981, 82, 83, 84
 Allen, Brian, 1997, 98, 99, 00
 Allen, Clyde, 1990, 91, 92, 93
 Allen, Dionte, 2009
 Allen, Glenn, 1949
 Allen, Greg, 1981, 82, 83, 84
 Allen, Mike, 1972, 73, 74
 Allen, Steve, 1990, 91
 Alvarez, David, 1990
 Amman, Justin, 1997, 98, 99, 00
 Amman, Richard, 1988, 89, 90, 91
 Anderson, Bob, 1973
 Anderson, Bobby, 1971, 72, 73
 Anderson, Kasey, 2003
 Anderson, Paul, 1999
 Andrews, Dennis, 1994, 95
 Andrews, Paul, 1959, 60, 61
 Andrews, Richie, 1987, 88, 89, 90
 Anthony, Terry, 1986, 87, 88, 89
 Armella, Enzo, 1992, 93, 94
 Arnold, Jim, 1950, 51, 56, 57
 Arnold, Phil, 1971, 72, 73
 Aronson, Zach, 2008, 09
 Ashley, Tracy, 1981, 82, 83
 Ashmore, Robert, 1969, 70, 71
 Askin, Ahmet, 1972, 73, 74
 Atkins, Dumaka, 2005, 06
 Augustin, Allen, 2000, 01, 02, 03
 Avezzano, Joe, 1963, 64, 65

B

Baggett, Leo, 1954, 55, 56, 58
 Baggs, Josh, 2001
 Bagnell, Clare (Bud), 1956, 57, 58, 59
 Bailey, Tom, 1968, 69, 70
 Bailey, Winfred, 1962, 63, 64
 Baker, Robbie, 1989, 90, 91, 92
 Baker, Sam, 1950
 Baker, Shannon, 1989, 90, 91, 92
 Ball, Marcus, 2006, 07
 Bamber, John, 1985
 Banakas, Chris, 1947, 48, 49
 Barber, Bob, 1953, 54, 55
 Barco, Barry, 1983, 84, 85
 Barnes, Mike, 1976, 77
 Barnes, Trent, 1980
 Barnes, Troy, 1954, 55, 56, 57
 Barnes, Wendell, 1947
 Barré, Mike, 1990, 92
 Barron, Alex, 2002, 03, 04
Barron, Austin, 2011
 Barwick, Parrish, 1982, 84, 85, 86
 Bass, Theron, 1968, 69, 70
 Bassett, David, 1988, 89, 90
 Bates, Chad, 1993, 94, 95, 96
 Battaglia, Carmen, 1955, 56, 57, 58
 Battles, Harold, 1994, 95, 96
 Bedford, Tony, 1999
 Beckman, Ed, 1973, 74, 75, 76
 Beckman, Tom, 1979, 80, 81
 Bratton, Steve, 1970, 71, 72, 73
 Bredwood, Anthony, 2001, 03
 Brett, Jeremy, 1996, 97, 98, 99
Bright, Justin, 2010, 11
 Bright, Leon, 1974, 75, 76
 Brinning, Harry, 1949, 50, 51, 52
 Brinkley, Larry, 1961, 62, 63
 Broe, Eric, 2002, 03
 Bronson, Marion, 1960
 Brookins, Corey, 2006
 Brooks, Corey, 1995
 Brooks, Derrick, 1991, 92, 93, 94
Brooks, Terrence, 2010, 11
 Brown, Bill, 1955, 56, 57, 58
 Brown, Charlie, 1951, 52
 Brown, Everette, 2006, 07, 08
 Brown, Gideon, 1995
 Brown, Herman, 1958
 Brown, Mack, 1972, 73
 Brown, John, 1986, 87, 89
 Brown, Lavon, 1989, 90, 91, 92
 Brown, Milford, 2001
 Brown, Rufus, 2000, 01, 02, 03
 Brown, Tommy, 1950, 51, 52
 Browning, Bob, 1947, 48
 Brownlee, Roger, 1981, 82
 Bruner, Jerry, 1961, 62, 63
 Bryant, Buddy, 1947, 50, 52, 53
 Bryant, J.R., 2004, 05, 06, 07
 Bryant, Phillip, 1985
 Bryant, Tony, 1997, 98
 Buchanan, Yohance, 2000, 02
 Buckley, Terrell, 1989, 90, 91
 Bugar, Mike, 1965, 67, 68
 Bunkley, Brodrick, 2002, 03, 04, 05
 Burkhardt, Bill, 1966
 Burnett, Ken, 1980, 81, 82
 Burston, Darrell, 2003, 05, 06
 Burt, Bobby, 1968
 Burton, Clint, 1966, 67, 68
 Busby, Thad, 1994, 95, 96, 97
 Bush, Daryl, 1994, 95, 96, 97
 Bush, Devin, 1992, 93
 Butler, Bobby, 1977, 78, 79, 80
 Butler, Leroy, 1987, 88, 89
 Butts, Marion, 1987, 88

C

Cahoon, Phil, 1973, 74
 Calhoun, Charles, 1961, 62, 63
 Campbell, Allen Dale, 1981, 82
 Campbell, Bill, 1965, 66
 Campbell, Curt, 1950, 51, 52
 Campbell, Danny, 1992, 93, 94, 95
 Camps, Joe, 1974, 75, 76
 Canfield, Chad, 2003
 Capece, Bill, 1977, 78, 79, 80
 Capers, Byron, 1993, 94, 95, 96
 Cappelen, Dave, 1976, 77, 78, 79
 Capleman, Bill, 1968, 69
 Carballo, Manny, 1982
 Carmichael, Jerry, 1997, 98, 99
 Carnes, George, 1952
 Carnes, Robert T., 1957
 Carollo, Phil, 1986, 87, 88
 Carr, Greg, 2005, 06, 07, 08
 Carr, Nigel, 2008, 09
Carradine, Cornelius - 2011
 Carreker, Alphonso, 1980, 81, 82, 83
 Carrell, Duane, 1969, 70, 71
 Carruthers, Kirk, 1988, 89, 90, 91
 Carter, Aaron, 1974, 75, 76, 77
 Carter, Dexter, 1986, 87, 88, 89
 Carter, Donnie, 2002, 03, 05
 Carter, Jerome, 2001, 02, 03, 04
 Carter, Keith, 1986, 87, 88, 89

Carter, Pat, 1984, 85, 86, 87
 Carter, Tony, 2005, 06, 07, 08
 Carter, Walter, 1976, 77, 78, 79
 Carter, Wes, 1947
 Cason, Rian, 1999, 00
 Cassedy, Joe Ben, 1952
 Castillo, David, 2002, 03, 04, 05
 Causey, Jim, 1962, 63
 Caven, Jay, 1976, 77
 Chambers, Travis, 1995, 96
 Chaney, James, 1988, 89, 90, 91
 Chaney, Jeff, 1997, 98, 99, 00
 Charles, Eli, 2006, 07
 Charles, Josh, 2001
 Charles, Robin, 2002
 Charlton, Kamari, 1995, 96
 Chaudron, Ralph, 1947, 48, 49
 Chavers, Lenny, 1981, 83, 84, 85
 Cherry, Gator, 1976, 77
 Cheshire, Bill, 1967, 68
 Childers, Sam, 1978, 79, 80, 81
 Church, Marcello, 2001, 03, 04, 05
 Cicalese, Pat, 1984
 Cimmorelli, Brett, 2000
 Cismesia, Gary, 2004, 05, 06, 07
 Clark, Deondri, 1989, 90, 91, 92
 Clark, Ed, 1985
 Clark, Ed, 1989, 90, 92
 Claude, Jacky, 2004, 05, 06, 07
 Clayton, Harvey, 1980, 81, 82
 Clower, Johnny, 1989, 90, 91
 Cody, Tay, 1997, 98, 99, 00
 Coes, Richard, 1990, 91, 92, 93
 Coffield, Randy, 1973, 74, 75
 Coggin, Redus, 1980, 81, 82
 Coker, Kirk, 1984, 85
 Coleman, James, 2003, 04, 05
 Coleman, Jerry, 1981, 82
 Coleman, Jug, 1948
 Coles, Laveranues, 1996, 97, 98
 Colley, Chad, 2010, 11
 Collier, Corey, 2000
 Collier, Danny, 1980
 Colzie, James, 1993, 94, 95, 96
 Commack, Avis, 2010, 11
 Compton, Sean, 2006
 Cone, Ken, 1959, 60
 Conoly, Forrest, 1992, 93, 94, 95
 Conrad, Bobby, 1958
 Conrad, Harold, 1947
 Conway, Pat, 1964, 65, 66
 Cooper, Andre, 1993, 94, 95, 96
 Cooper, Burt, 1972, 73, 74
 Coppess, Ron, 1974
 Corcoran, Dan, 1976
 Corlew, Tim, 1988
 Corral, Kent, 1970, 71
 Corso, Lee, 1953, 54, 55, 56
 Costello, Jim, 1947
 Cottrell, Keith, 1997, 98, 99
 Coursey, Jarvis, 1978, 79, 80, 81
 Cowart, Chris, 1991, 92, 93
 Cowart, Sam, 1993, 94, 95, 97
 Cox, Billy, 1966, 67, 68
 Cox, Gene, 1955
 Craig, John, 1954, 55, 56, 58
 Crawford, Vernon, 1995, 96
 Crenshaw, Bob, 1952, 53, 54, 55
 Crockett, Henri, 1993, 94, 95, 96
 Crockett, Zack, 1992, 94
 Cromartie, Antonio, 2003, 04
 Crona, Joe, 1947
 Crowe, Andy, 1992, 93, 94, 95
 Crowe, John, 1966, 67, 68
 Crumitie, Tarlos, 1997
 Cullom, Bill, 1954
 Curchin, Jeff, 1968, 69

D

D'alessandro, George, 1963, 64, 65
 D'amico, James, 1994, 95
 Daly, Bill, 1961, 62, 63
 Dane, Doug, 1975, 76, 77
 Daniel, Jim, 1959, 60, 61
 Daniels, Dan, 1971
 Darling, Devard, 2000
 Darling, Devaughn, 2000
 Darsey, Bruce, 1960, 61, 62
 Datko, Andrew, 2008, 09, 10, 11
 Davis, Bo, 1958
 Davis, Bob, 1983
 Davis, Brandon, 2008, 09
 Davis, Brian, 1985, 86, 88
 Davis, Buster, 2003, 04, 05, 06
 Davis, Chauncey, 2003, 04
 Davis, Chris, 2003, 04, 05, 06
 Davis, Darish, 1981, 82
 Davis, Ed, 1971, 72, 73
 Davis, George, 1969
 Davis, Jerome, 1976, 77
 Davis, John, 1989, 90, 91, 92
 Davis, Lemuel, 1947
 Davis, Pat, 2006, 08
 Davis, Terry, 1993
 Davison, Mike, 1972, 73, 74
 Dawkins, Bill, 1948, 49, 50, 51
Dawkins, Everett, 2009, 10, 11
 Dawsey, Lawrence, 1987, 88, 89, 90
 Dawson, Bill, 1962, 63, 64
 Dawson, Rhett, 1969, 70, 71
 Dean, B.J., 2002, 03, 04, 05
 Decosmo, James, 1947
 Dees, Allen, 1970, 71, 72
 Defrancisco, Frank, 1961
 Dell, Cliff, 1995
Dellenbach, Dax, 2010, 11
 Dely, Aaron, 1992, 93, 94, 95
 Demaria, John, Jr., 1970, 71, 72, 73
Demps, Gerald, 2010
 Dennis, Wendell, 1950
 Denson, Dwayne, 1984
Dent, Greg, 2010, 11
 Deremer, Jeff, 1990, 91
 Dickson, Clifton, 2003, 04
 Dienger, Aaron, 1995
 Dillaberry, Jason, 1990
 Dilsaver, Ed, 1947
 Dimare, Scott, 1986, 88
 Dinkins, Howard, 1988, 89, 90, 91
 Dixon, Reggie, 1989, 90, 91
 Dobbie, Josh, 2008
 Dobosz, Stan, 1952, 53, 56, 57
 Dockett, Darnell, 2000, 01, 02, 03
 Dodge, Dedrick, 1986, 87, 88, 89
 Donaldson, Carver, 1997, 99, 00, 01
 Donaldson, John, 1992, 93
 Donatelli, Donald, 1959, 60, 61
 Dorsey, Char-Ron, 1997, 98, 99, 00
 Dowell, J. D., 1983, 84
 Downey, Joe, 1972, 73, 74
 Driver, Bill, 1950, 51, 52
 Duckworth, Bob, 1949
 Dugans, Ron, 1995, 96, 98, 99
 Duhart, Otis, 1997, 98, 00
 Dukes, Jamie, 1982, 83, 84, 85
 Duley, Bill, 1975, 76, 77
 Dunham, Matt, 2006, 09, 10
 Dunbar, Emanuel, 2007
 Dunn, Warrick, 1993, 94, 95, 96
 Durden, Reggie, 1998, 99



Derrick Brooks & Derrick Alexander



Tony Carter



ALL-TIME LETTERMEN

E
Eaford, John, 1984, 86
Eagerton, Terry, 1967, 68
Eason, Chuck, 1966, 67, 68
Easterling, Taiwan, 2008, 09, 10
Edwards, Jack, 1962, 63, 64
Edwards, Mario, 1995, 96, 98, 99
Ekonomou, Nick, 1988, 89
Ehler, Howard, 1963, 64, 65
Elam, Bobby, 1972, 73
Elliot, Chuck, 1966, 67, 68
Elliot, Robert, 1955, 56
Ellison, Omar, 1992, 93, 94
El Shahawy, Magdi, 1987, 88
Emanuel, Kevin, 2000, 01, 02, 03
Erving, Cameron, 2011
Espenship, Jack, 1958, 59
Eubanks, Norman, 1948, 49, 50
Everett, Jimmy, 1972, 73, 74, 75

F
Fagg, De'Cody, 2005, 06, 07
Fahrenkrug, Jacob, 2011
Faircloth, Garrett, 2010, 11
Falvo, Tony, 1974, 75
Feamster, Tom, 1954, 55
Feaster, Dee, 1995, 96, 97, 98
Feely, Eddie, 1960, 61, 62
Fegers, Bob, 1947
Felder, Kenny, 1990, 91
Fenner, Lane, 1966, 67
Fenwick, Jack, 1966, 67, 68
Ferguson, Charles, 1978
Ferguson, Chip, 1985, 86, 87, 88
Ferguson, Matt, 1990
Ferrell, Marvin, 1990, 92, 93
Fick, Happy, 1960
Filchok, John, 1948
Fillyaw, Terry, 1991
Fiore, Dano, 1971
Fiveash, Bobby, 1951, 52, 53
Flasher, Tim, 1984
Flath, John, 1990, 91, 92
Fleming, Larry, 1993, 94
Flowers, Jackie, 1976, 77, 78, 79
Floyd, Don, 1962, 63, 64
Floyd, Jason, 1995, 97, 98
Floyd, Victor, 1985, 86, 87, 88
Floyd, William, 1991, 92, 93
Fluellen, Andre, 2004, 05, 06, 07
Fontes, Frank, 1970, 71
Footman, Dan, 1991, 92
Forbes, Jesse, 1975, 76, 77
Ford, Davy, 1997, 99, 00
Ford, Marcus, 2006
Ford, Trevor, 2005
Fordham, Todd, 1993, 94, 95, 96
Forehand, Jack, 1961
Fortson, Jarmon, 2008, 09
Fotjik, Brad, 1982, 83
Fountain, Bob, 1956, 57, 58
Fowler, Leon, 1989, 90, 91, 92
Fox, Ed, 1948
Foy, Walter, 1948, 49
Frady, John, 2003, 04, 05, 06
Franklin, Jeremy, 2006
Franklin, Nick, 1998, 99, 00
Freeman, Corian, 1987, 88, 89, 90
Freeman, Devonta, 2011
Freeman, Reggie, 1989, 90, 91, 92
Frey, Greg, 1993, 94, 95
Frier, Matt, 1990, 91, 92, 93
Frier, Todd, 1996, 97, 98, 99
Fucarino, Dan, 1975
Fuller, Corey, 1990, 91, 92, 94
Furlong, Will, 2008
Futch, Garry, 1979, 80, 81
Futch, Greg, 1977, 78, 79, 80

G
Gabbard, Steve, 1985, 86, 87, 88
Gainer, Herb, 1984, 85, 86, 87
Gallon, Rodney, 2005, 06, 07
Galloway, Ed, 1992
Ganuzza, A.J., 2009
Gano, Graham, 2005, 06, 07, 08
Gard, Daniel, 2009
Gardner, Jeff, 1973, 74, 75
Gardner, Talman, 1999, 00, 01, 02
Garvin, Michael Ray, 2005, 06, 07, 08
Garvin, Terry, 1964, 65
Gavin, Stan, 1982
Gaydos, Kent, 1969, 70, 71
Gehres, Josh, 2010
Giardino, Wayne, 1964, 65, 66
Gibbs, Eric, 1990, 91, 92
Gibbs, Shane, 1970, 71, 72
Gibson, Derrick, 1997, 98, 99, 00
Gibson, Vince, 1954, 55
Gilberg, Leonard, 1947
Gilbert, James, 1978, 79, 80, 81
Gildea, Steve, 1968, 69, 70
Gilman, Brent, 1968, 69
Gilmer, Steve, 1991, 92, 94
Givens, Louis, 2008, 09

Gladden, Don, 1950
Glass, Chip, 1966, 67, 68
Glass, Mike, 1970, 71, 72
Glenn, Billy, 1992, 93, 94
Glenn, Lamarr, 1995, 96, 97, 98
Glisson, Guy, 1969, 70, 71
Glosson, Doug, 1973
Goggans, Chase, 2006
Goldsmith, Joe, 1972, 73, 74
Golightly, Randy, 2000
Good, Mike, 1976, 77, 78, 79
Goodman, Richard, 2005, 06, 07, 09
Graganella, Jim, 1983
Graham, Billy, 1953, 54
Graham, Charlie, 2006, 07
Graham, Jerry, 1956, 57, 58
Grant, Donald, 1947, 48
Grant, Hank, 1995, 96
Grant, Kevin, 1986, 87, 89
Gray, Darnyl, 1982, 84, 85
Gray, Hector, 1978, 79
Gray, Eddie, 1950
Gray, Mike, 1968
Green, Christian, 2011
Green, Dennis, 1996
Green, E.G., 1994, 95, 96, 97
Green, Forrest, 1996
Green, Jermaine, 1993, 95
Green, Lamont, 1995, 96, 97, 98
Green, Larry, 1964, 66, 67
Green, Marlin, 1995
Greene, Danny, 1973
Greene, Rashad, 2011
Greenlee, Antwane, 2008
Grenn, Carl, 1953, 54
Gridley, Buddy, 1969, 70, 71
Griffin, Chris, 1973, 74, 75
Griffin, Paul, 2006, 07, 08
Griffis, Kevin, 1983
Griggley, Terry, 1984
Grimes, Fred, 1959, 60, 61
Grimer, John, 1952, 53, 54, 55
Grossman, Rin, 1949
Guerrier, Dulack, 1992, 93, 94
Guion, Letroy, 2005, 06, 07
Gunter, Bill, 1967, 68
Gunter, Cliff, 1961, 62, 64
Gurr, Doug, 1966, 67, 68
Guthrie, Grant, 1967, 68, 69
Gwaltney, Chance, 2000, 01, 02

H
Hadley, John, 1985, 86, 87, 88
Haggins, Jarred, 2010, 11
Haggins, Odell, 1986, 87, 88, 89
Hall, Chris, 1989, 92
Hall, Chris, 2003, 04, 05
Hall, Kyler, 2001, 02, 03, 05
Hall, Phillip, 1982, 83
Hall, Randy, 1968, 69
Hallback, Robert, 2004, 05, 06
Hamilton, Michael, 1999
Hamlet, Sean, 1993, 94, 95, 96
Hammond, Kim, 1966, 67
Hammond, Robert, 1994, 95, 96
Hanks, David, 1977
Hanna, Warren, 1981, 82
Hanson, Irwin, 1949
Hardage, Nate, 2003
Hardrick, Matt, 2006
Hardy, Jack, 1958, 59, 60
Harley, Jajuan, 2009
Harlee, John, 1961, 62
Harlow, Brian, 1982
Harmeling, John, 1973, 76
Harp, Herbert, 1982, 83
Harp, Thomas, 1986, 87
Harrell, Damian, 1995, 97
Harrington, Patrick, 2005
Harris, Felix, 1990, 91, 92
Harris, James, 1979, 80, 81
Harris, Larry, 1980, 81, 82
Harris, Maurice, 2009
Harris, Mike, 2010, 11
Harris, Wes, 1986
Harrison, Bruce, 1974, 75, 76
Hart, Bobby, 2011
Hart, Ken, 1966, 67, 68
Hart, Warren, 1990, 91
Haulstead, Willie, 2009, 10
Hayes, Eric, 1986, 87, 88, 89
Hayes, Felton, 1985, 86, 87, 88
Hayes, Geno, 2005, 06, 07
Haynes, Hayward, 1988, 89, 90
Heath, Mike, 1992
Heaven, Donald, 1997, 98, 99, 00
Hebron, Tim, 1985, 86
Heggie, Bruce, 1983, 84, 85, 86
Heggins, Jimmy, 1974, 75, 76, 77
Heinz, Matt, 2002
Henderson, Gerald, 1955, 56, 57
Henderson, Mario, 2003, 04, 05, 06
Henderson, Nate, 1977, 78
Henderson, Pete, 1998, 99
Hendley, Jim, 1984, 85, 86
Henry, Ferrell, 1961, 62, 63

Henry, Gary, 1978, 79, 80, 82
Henry, Tommy, 1990, 91, 92
Henry-Kennon, Andrew, 2003
Henshaw, Matt, 2002, 03, 04, 05
Henson, Bill, 1970, 71
Hermann, Dick, 1962, 63, 64
Hernandez, Jesus, 1992, 93, 94, 95
Herring, Reggie, 1978, 79, 80
Hester, Jessie, 1981, 82, 83, 84
Hester, Ron, 1980, 81
Hetzl, Jared, 2001, 02
Hewitt, Ted, 1948, 49, 50
Hiatt, Phill, 1968
Hicks, Dan, 2010, 11
Hillabrand, Tom, 1960, 61, 62
Hinson, Ron, 1958, 59
Hodish, Myles, 2004, 05
Holland, Melvin, 1994
Holland, Montrae, 1999, 00, 01, 02
Holloman, Darrin, 1984, 85, 86
Holloman, Tanner, 1985, 86
Holloway, Sedrick, 2006, 07, 08
Holmes, Scott, 1992
Holt, Joe, 1953, 54, 55, 56
Holton, Steve, 1957
Hood, Larry, 1961
Hooks, Jim, 1957, 58, 59
Hope, Chris, 1998, 99, 00, 01
Hopkins, Dustin, 2009, 10, 11
Horner, Alonzo, 1992, 93
Hosack, John, 1965, 66
Houllis, Anthony, 2004, 05, 06, 07
Houpe, Gene, 1988, 89, 90
Houston, Rick, 1980
Howard, Abdul, 1997, 99, 00, 01
Howard, Charles, 2000, 01, 03, 04
Howell, Bobby, 1970
Hudson, Jerel, 1999, 00, 01, 02
Hudson, Rodney, 2007, 08, 09, 10
Huey, Mac, 1950, 51, 52
Huff, Gary, 1970, 71, 72
Huggett, Ernie, 1950, 51
Huges, Bill, 1968
Hughes, Patrick, 1998, 99, 01, 02
Hughey, Harry, 1947
Humes, Earl, 1973, 74
Humphrey, Deon, 1995, 96, 97, 98
Hunt, Charlie, 1970, 71, 72
Hunter, Ivory Joe, 1977, 78, 79
Hunter, Tyler, 2011
Hurst, John, 1966

I
Ingram, Clay, 1996, 97, 98, 99
Ingram, Kenny, 2007, 08
Ionata, John, 1982, 83, 84, 85
Ionata, Joe, 1986, 87, 88
Irons, Paul, 2001, 02, 03, 04
Italiano, Nelson, 1950, 51, 52

J
Jackson, Alonzo, 1999, 00, 01, 02
Jackson, Bobby, 1974, 75, 76, 77
Jackson, Dexter, 1995, 96, 97, 98
Jackson, Gennaro, 1999, 00, 01
Jackson, Jamar, 2008, 09
Jackson, Lenx, 1983
Jackson, Myron, 1995, 96, 97, 98
Jackson, O.J., 1999, 00, 01
Jackson, Sean, 1990, 91, 92, 93
Jackson, Tre', 2011
Jacobi, Howard, 1971, 72
Jacobs, Charlie, 1956
Jacobs, Greg, 1984
Jacobs, Jerry, 1952, 53, 54, 55
James, Corey, 1990, 92
Janikowski, Sebastian, 1997, 98, 99
Jarrett, James, 1969, 70, 71
Jax, Garth, 1982, 83, 84, 85
Jennie, Ochuko, 2007, 08, 09, 10
Jenkins, Brandon, 2009, 10, 11
Jennings, Bradley, 1998, 99, 00, 01
Jernigan, Timmy, 2011
Jeune, Jean, 1998, 99, 00
Johnson, Brad, 1988, 89, 90, 91
Johnson, Charlie, 1949
Johnson, Dallas, 1995
Johnson, Eddie, 1952, 55, 56, 57
Johnson, Greg, 1973, 74, 75
Johnson, Hardis, 1979, 80
Johnson, Homes, 1979
Johnson, Jerry, 1996, 97, 98, 99
Johnson, Lonnie, 1990, 91, 92, 93
Johnson, Reggie, 1967, 68, 69, 90
Johnson, Tim, 1994, 95
Johnson, Tony, 1981, 82, 83
Johnson, Travis, 2001, 02, 03, 04
Johnson, Wade, 1974, 76, 77
Johnson, Wayne, 1967, 68, 69
Johnston, Duke, 1967, 68, 69
Jones, Aaron, 2005
Jones, Bob, 1972, 73, 74
Jones, Cedric, 1981, 82, 83, 84
Jones, Christian, 2010, 11
Jones, Clotis, 1983, 84, 85
Jones, Donovan, 1965, 67

Jones, Fred, 1983, 84, 85, 86
Jones, Greg, 2000, 01, 02, 03
Jones, Hassan, 1982, 83, 84, 85
Jones, Jared, 1998, 99
Jones, Jerry, 1965, 66, 67
Jones, Keith, 1978, 79, 80
Jones, Keith, 1990
Jones, Larry, 1973
Jones, Marvin, 1990, 91, 92
Jones, Phil, 1973, 74, 75
Jones, Ty, 2009, 10, 11
Jones, Walter, 1996
Jones, Willie, 1975, 76, 77, 78
Jones, Willie, 2002, 04, 05
Jordan, Jimmy, 1976, 77, 78, 79
Joyner, Joe, 1975, 76
Joyner, Lamarcus, 2010, 11

K
Kaiser, Randy, 1973, 74
Kaleikini, Joey, 2001, 02, 03
Kalenich, Steve, 1950, 51, 52, 53
Kalfas, Chris, 1947, 48
Kanell, Danny, 1992, 93, 94, 95
Karlowicz, John, 1951
Kavanaugh, John, 1958
Keane, Tommy, 2006
Keen, Chris, 1990, 91
Kendell, Dick, 1948
Kendra, Dan, 1996, 97, 99
Kendrick, Dub, 1948, 49, 50
Kestner, Ken, 1958, 59, 60
Key, Larry, 1974, 75, 76, 77
Key, Sean, 1995, 96, 98, 99
Keyes, Robert, 1976
Kimber, Bill, 1957, 58
Kincaid, Mike, 1975, 76, 77, 78
Kinderman, Keith, 1961, 62
King, Grady, 1977, 78, 79
King, Phillip, 1990
King, Ronnie, 1952, 53, 54
Kinnan, Joe, 1966, 67
Kinsey, Rocky, 1982, 83, 84
Kissam, Larry, 1965, 66
Kissner, Mike, 1974, 75, 76
Klesius, Steve, 1959, 60, 61
Klores, Jeff, 1961, 63
Knight, Mack, 1990, 91, 93
Knox, Kevin, 1990, 91, 92, 93
Kolbus, Marty, 1966
Kornegay, Mikhail, 2004, 05, 06
Kratzer, Bill, 1947
Kuipers, Jason, 1986, 87, 88

L
Lamb, Ray, 1958, 59, 60
Lampkin, Benjamin, 2006, 07, 08
Lanahan, John, 1969, 70, 71
Lane, Jerry, 1957
Lanier, Ken, 1977, 78, 79, 80
Lasane, Bruce, 1987, 88, 89
Laureano, Juan, 1992, 93, 94, 95
Lawson, Roosevelt, 2005, 06, 07, 08
Lazzaro, Greg, 1976, 77
Lee, Amp, 1989, 90, 91
Lee, Bill, 1960
Lee, Xavier, 2005, 06, 07
Leggett, Jeff, 1974, 75, 76
Leon, Anthony, 2007
Leonard, Bud, 1953, 54, 55, 56
Leonhart, Louis, 1952
Levings, John, 1960, 61, 62
Levy, Lenny, 1958
Lewis, Buzzy, 1971, 72, 73
Lewis, Cornelius, 2005
Lewis, Ronald, 1986, 87, 88, 89
Librizzi, Tony, 1995
Liss, Sean, 1993, 94, 95, 96
Little, Ja'Baris, 2008, 09, 10, 11
Lockard, Ed, 1950
Lofkin, Jim, 1962, 63
Logan, Randy, 1968, 69
Lojane, Bill, 1968, 69, 70
Lombardi, Carmine, 1950
Loner, Frank, 1966, 67, 68
Long, Kevin, 1994, 95, 96, 97
Long, Larry, 1974, 75, 76, 77
Long, Sean, 1995, 96, 98, 99
Lopez, Pablo, 1984, 85
Lucks, Garry, 1972
Low, Ron, 1969
Lowrey, Kelly, 1981, 82, 83
Luallen, Eric, 1989
Luc, Jeff, 2010, 11
Lundstrom, Brad, 1989, 90
Lunford, Ronnie, 2003, 04, 05
Lurie, Howard, 1964, 65
Lyles, Mark, 1976, 77, 78, 79



Amp Lee



ALL-TIME LETTERMEN

M

Macek, Mark, 1977, 78, 79, 80
 Mack, Kim, 1982, 83, 84
 MacLean, Ken, 1947, 48, 49
 Mackenzie, Dale, 1962, 63, 64
 Madden, John, 1978, 79, 80, 81
 Maddox, Nick, 1999, 00, 01, 02
 Maeder, Chad, 1999, 00, 01
 Maher, Rich, 1999
 Magalski, Paul, 1969, 70, 71
 Majors, Joe, 1957, 58, 59
 Makowiecki, Al, 1953, 54
 Malkiewicz, James, 1972, 73
 Malone, Bryne, 1997, 98
 Maloy, Rudy, 1973, 74, 75, 76
 Maltby, Duke, 1947, 50
 Mancini, Kevin, 1988, 89, 90, 91
 Mangan, Bob, 1963, 64, 65
 Mangum, Corey, 2006, 07, 08, 09
 Mankins, Jim, 1965, 66
 Mann, Ed, 1952
 Manuel, Bo, 1947, 48, 49
Manuel, EJ, 2009, 10, 11
 Marcus, Frank, 1948
 Marcus, Joe, 1948, 49
 Marion, Tyrant, 1992, 93, 94, 95
 Martin, Jared, 2005
 Mason, Bill, 1988, 89, 90
 Massey, Harry, 1953, 54
 Massey, Jim, 1963, 64, 65
 Mathieson, Steve, 1974, 75, 76
Matias, Josue, 2011
 Matt, Prince, 1982, 83
 Matthews, Jay Mac, 1965, 66
 May, Monte, 1948, 49, 50
 May, Robert, 2001, 02
 Mayhew, Marlin, 1984, 85, 86, 87
 Meeks, Bobby, 2002, 03, 04
 Meinrod, Matt, 2002, 03, 05
 Melton, Leonard, 1947, 48, 49
 Menendez, Bob, 1966, 67
 Merna, John, 1988
 Merritt, Dorsey, 1952
 Merson, Bob, 1980, 81, 82
 Merson, Scott, 1982
 Meseroll, Mark, 1976, 77
 Meseroll, Scott, 1973, 74
 Messam, Wayne, 1993, 95, 96
 Messer, Doug, 1961, 62, 63
 Messinese, Jimmy, 1952, 53, 54
 Metts, Buck, 1953, 54, 55, 56
 Meyer, Carl, 1959, 60

Middlebrooks, D.L., 1947
 Miles, David, 1971, 72
 Miller, Fred, 1973, 74, 75
 Milligan, Pat, 1981, 82, 83
 Mincey, Justin, 2006, 07, 08, 09
 Mindlin, Jeremy, 1978, 79
 Minnis, Marvin, 1997, 98, 99, 00
 Minor, Roger, 1970, 71
 Minor, Travis, 1997, 98, 99, 00
 Mirambeau, Antoine, 1999, 00, 01, 02
 Mitchell, Doug, 1969
 Mitchell, Hodges, 1972, 73
 Mitchell, Sean, 1996
 Mobley, Orson, 1982
 Moffet, Neely, 2005, 06, 07, 08
 Montera, Travis, 1996
 Montgomery, George, 1969
 Montgomery, Hal, 1966, 67, 68
 Montgomery, John, 1969, 70, 71
 Moody, Brent, 2006, 07
Moody, Nick, 2009, 10, 11
 Moon, Jarad, 1997, 98, 99, 00
 Moore, Eric, 2001, 02, 03, 04
 Moore, Greg, 1999
 Moore, Paul, 1988, 89, 90, 91
 Moore, Ron, 1959
 Moore, Ron, 1983
 Moran, Terry, 1958
 Moremen, Bill, 1965, 66, 67
 Morgan, Robert, 1998, 99, 00, 02
 Morrical, Jerry, 1949
 Morrill, Ted, 1952
 Morris, Dan, 1983, 84
 Morris, Mike, 1988, 89, 90, 91
 Mosley, Ted, 1967, 68
 Moss, Anthony, 1987, 88, 89, 90
 Mowatt, Zeke, 1980, 81, 82
 Mowrey, Dan, 1991, 92, 93, 94
 Munyon, Matt, 2000
 Munroe, Art, 1969, 70
 Murdock, Les, 1963, 64
 Murphy, John, 1972, 73, 74
 Musselman, Bill, 1954, 56, 57
 Mustain, Don, 1959
 Myers, Brandon, 1999, 00, 01
McAllister, Demonte, 2010, 11
McCloud, Anthony, 2010, 11
 McClure, Darius, 2005, 06, 07, 08
 McClure, Don, 1947
 McConaughay, John, 1960, 61, 62
 McCorkel, Shawn, 1997, 98
 McCormick, Gene, 1958, 59

McCormick, Tom, 1981, 82, 83
 McCorvey, Errol, 1989, 90, 91
 McCorvey, Kez, 1991, 92, 93, 94
 McCoy, Jerome, 1984
 McCray, Brian, 1982, 83, 84
McCray, Moses, 2008, 09, 2011
 McCray, William, 1997, 98, 00, 01
 McCullers, Dale, 1966, 67, 68
 McDaniel, Damon, 2006
McDaniel, Jacobi, 2009, 10, 11
 McDonald, Jimmy, 1952
 McDougal, Tom, 1973
 McDowell, Bill, 1963, 64, 65
 McDowell, Gene, 1960, 61, 62
 McDuffie, Wayne, 1964, 66, 67
 McEachern, Robert, 1968, 69, 70
 McFadden, Bryant, 2001, 02, 03, 04
 McGee, Joe, 1957, 58
 McGill, Eric, 1990, 91, 92
 McGowan, Mike, 1972
 McGowan, Paul, 1984, 85, 86, 87
 McGrew, Sam, 2002, 03, 04, 05
 McIntosh, Toddrick, 1990, 91, 92, 93
 McKinnie, J. W., 1969, 70, 71
 McKinnon, Bobby, 1973, 74, 75
 McKinnon, Dennis, 1980, 81, 82
 McLaren, Scottie, 1990
 McLean, John, 1980, 81, 82, 83
 McLean, Richard, 1967
 McLean, Scott, 1979, 80, 81
 McMahon, Ryan, 2007, 08, 09, 10
 McManus, Danny, 1985, 86, 87
 McMillan, Charles, 1947
 McMillan, Eddie, 1970, 71, 72, 73
 McMillan, Jack, 1947
 McMillon, Tiger, 1991, 92, 94
 McNease, Y.C., 1961, 62
 McNeil, Kevin, 2008
 McNeil, Patrick, 1991, 92, 93, 94
 McPherson, Adrian, 2001
 McPhillips, Billy, 1973, 74, 75, 76

N

Nance, Jon, 1990, 92, 93
 Napier, Marlon, 2003
 Narramore, Lee, 1964
 Newell, Greg, 1984, 85, 86, 87
 Niblock, Cory, 2003, 04, 05, 06
 Nichols, Gerald, 1982, 84, 85, 86
 Nicholson, A.J., 2002, 03, 04, 05
 Nicholson, Derek, 2005, 06, 07, 08
 Nicklaus, Steve, 1983
 Nellums, Bob, 1956, 57
 Nelson, Lee, 1974, 75
 Newton, Patrick, 2000, 01, 02
 Norris, Brent, 1971
 Norris, D.J., 2004, 05, 06

O

Odom, Billy, 1954, 55, 56
 Oglesby, Paul, 1972
 Olsen, Jim, 1953
O'Leary, Nick, 2011
 O'Malley, Tom, 1985, 86, 87, 88
 O'Neal, Earl, 1950, 51, 52
 O'Neal, Kenny, 2005
 Orear, Rick, 1970, 71, 72
Orelus, Henry, 2010
 Orlando, Mark, 1973
 Osei, Claudius, 2001, 02, 03, 04
 Osha, Dwight, 1949, 50
 Ostaszewski, Henry, 1988, 89, 90, 91
 Ostaszewski, Joe, 1988, 89, 90, 91
 Osteen, Billy, 1947
 Outzen, Marcus, 1997, 98, 99, 00
 Overby, Roger, 1974, 75, 77
 Overmyer, David, 2004, 05, 06, 07
 Owens, Gerald, 1992
 Owens, Rod, 2005, 07, 08, 09

P

Pacifico, Al, 1953, 54, 55, 56
 Page, Mike, 1967
 Paige, Lee, 1982
 Paicic, Gary, 1966, 67, 68
 Palermo, John, 1972, 73
 Palmer, David, 1984, 85, 86, 87
 Palmer, Kwaesi, 1999
 Palmer, Sterling, 1990, 91, 92
 Pantone, Pete, 1983, 84, 85
 Parker, Chris, 1988, 89
 Parker, Clint, 1970, 71
 Parker, Preston, 2006, 07, 08
 Parks, John, 1985, 86
 Parks, Terrance, 2009, 10, 11
 Parris, Gary, 1970, 71, 72
 Parrish, Joe, 1963, 64, 65
 Parrish, Lemar, 1999
 Parrish, Wyatt "Red", 1947, 48, 49
 Parvin, Daniel, 2009
 Pasquale, Paul, 1958
 Passwaters, Earl, 1972, 73
 Patterson, Jimm, 1992
 Pauldo, Willie, 1990
 Pearsall, Melvin, 1994, 95, 96, 97
 Pederson, Don, 1968, 69, 70



Bill Ragans

Peirce, Jason, 1990, 92
 Pell, John, 1968, 69
 Pendleton, Larry, 1966, 67, 68
 Pennie, Charles, 1965, 66
 Pennie, Frank, 1963, 64, 65
 Peterson, Dick, 1948, 49, 50
 Pettko, Joe, 1963, 64, 65
 Philip, Gerald, 1956, 57
 Pickard, Fred, 1957, 58, 59
 Pickens, Chuck, 1967
 Pierre, Edwin, 2006
 Pinckney, Maurice, 1989, 90
 Piquion, Ray, 2002, 03, 04
 Pittman, John, 1967, 68
 Pittman, Julian, 1994, 95, 96
 Pitts, David, 1964
 Piurowski, Caz, 2006, 07, 08, 09
 Piurowski, Paul, 1977, 78, 79, 80
 Platt, Sam, 1978, 79, 80
 Player, Scott, 1991
 Polak, Nat, 1952
 Polley, Tommy, 1997, 98, 99, 00
 Ponder, Christian, 2007, 08, 09, 10
 Ponder, David, 1980, 81, 82, 83
 Pope, Edwin, 1965, 66
 Pope, Kendyll, 2000, 01, 02, 03
 Pope, Melvin, Jr., 1957
 Poppell, Jason, 1995, 96
 Porter, Dave, 1974, 75, 76
 Pounds, Greg, 1972, 73
 Powell, Cliff, 1950
 Powell, Don, 1952, 53, 54, 55
 Powell, Eric, 2000, 02
 Powell, Shawn, 2008, 09, 10, 11
 Prescott, Billy, 1976
 Preston, Rock, 1994, 95, 96
 Prestwood, Tom, 1972
 Prinzi, Vic, 1954, 55, 56, 58
 Prior, Brad, 1976
 Pritchett, Ed, 1963, 64, 65
 Proctor, C.N., 1947
 Proctor, William Lee, 1955
 Prophette, Kevin, 1995, 96
 Pruette, Jamie, 1995
Pryor, Lonnie, 2009, 10, 11

Q

Quigley, Bill, 1947, 48
 Quigley, Ed, 1947
 Quinn, John, 1949

R

Rabon, Billy, 1952
 Rackley, Theon, 1996, 97, 98, 99
 Ragans, Bill, 1987, 88, 89, 90
 Ragins, Smokey, 1973, 74, 75
 Raimy, Reese, 1971
 Ramsey, Greg, 1977, 78, 79
 Ratliff, Floyd, 1967
 Ratliff, Ron, 1970, 71, 72, 73
 Rebol, Todd, 1992, 93, 94, 95
 Reddick, Ernie, 1948, 49
 Reed, Bert, 2008, 09, 10, 11
 Reid, Gordy, 2003

Reid, Greg, 2009, 10, 11

Reid, Willie, 2002, 03, 04, 05
 Reliford, Beau, 2009, 10, 11
 Render, Ricky, 1981, 82, 83
 Rendina, Mike, 1981, 82
 Reno, Bobby, 1956, 57, 58
 Restivo, Sam, 1981, 82, 83
 Revell, Elton, 1965
 Reynolds, Burt, 1954
 Reynolds, Detroit, 1973, 74, 75, 76
 Reynolds, Jamal, 1997, 98, 99, 00
 Reynolds, Ryan, 2003
 Rhodes, Bill, 1966, 67, 68
 Rhodes, Billy, 1995, 96, 97, 98
 Rhodes, Bobby, 1996, 97, 98, 99
Rhodes, Xavier, 2010, 11
 Rice, Barry, 1968, 69, 70
 Rice, Beryl, 1968, 69, 70
 Richardson, Bill, 1985
 Player, Scott, 1991
 Richardson, D'Vontrey, 2008
 Richardson, Ed, 1977, 78, 79
 Ridings, Jeff, 1974, 75, 76
 Riggs, Marty, 1985, 86, 87
 Riley, Eric, 1981, 83, 84
 Riley, Phillip, 1993, 94, 95
 Rimbly, Bill, 1969, 70, 71
 Riopelle, Jerry, 1983, 84
 Riser, Butch, 1966
 Risk, Alan, 1975, 76
 Rivas, Vic, 1974, 75, 76
 Rix, Chris, 2001, 02, 03, 04
 Roberson, James, 1991, 92, 93, 94
 Roberson, Ulysses, 1983, 84
 Roberts, Dave, 1987, 88, 89, 90
 Roberts, Gene, 1961, 62
 Roberts, Marion, 1961, 62, 63
 Roberts, Oscar, 1971, 72
 Roberts, Pete, 1965, 66, 67
 Roberts, Rod, 2008
 Robinson, Chuck, 1961, 62, 63
 Robinson, Dominic, 2001, 02, 03, 04
 Robinson, Jaime, 2006, 07, 08, 09
 Robinson, Patrick, 2006, 07, 08, 09
 Robinson, Terry, 1985
 Rodrigue, Ted, 1954, 55, 56, 57
 Roe, Ken, 1981, 82, 83
 Rogers, Ramon, 1958, 59
 Rolle, Myron, 2006, 07, 08
 Rolle, Samari, 1994, 95, 96, 97
 Romeo, Tony, 1958, 59, 60
 Root, Matt, 2004, 05
 Rose, Daron, 2007
 Ross, Brian, 2004
 Ross, Gerard, 2003, 04, 05
 Ross, Grady, 1989, 90
 Ross, Keith, 1985, 86, 87, 88
 Rountree, Phil, 1947
 Rouse, Fred, 2005
 Roye, Orpheus, 1994, 95
 Rozman, Pappy, 1958
 Rushing, Tom, 1975, 76, 77
 Russom, Kenneth, 1960, 61, 62
 Rust, Benny, 1969, 70
 Ryan, Eric, 1980, 81, 82



Marvin Minnis



ALL-TIME LETTERMEN

S

- Salva, Mark, 1984, 85, 86, 87
- Sam, Lorne, 2003, 04
- Sam, P.K., 2001, 02, 03
- Sammons, Mike, 1969, 70
- Samuels, Stanford, 2000, 01, 02, 03
- Sanborn, Garrison, 2005, 06, 07
- Sandborn, Deion, 1985, 86, 87, 88
- Sanders, Terry, 1976, 77, 78, 79
- Sanders, Tracy, 1985, 86, 87, 88
- Sanders, Troy, 1989, 90, 91, 92
- Sanders, Zebrie, 2008, 09, 10, 11
- Sanderson, Rhonne, 2009, 10
- Sawyer, Bill, 1974, 75, 76
- Sawyer, Brian, 2000, 01, 02, 03
- Sawyer, Corey, 1992, 93
- Saunders, Troy, 1995, 96, 97, 98
- Scharf, Mitch, 1997
- Schilbrack, Scott, 1988
- Schmelz, Bob, 1948, 49, 50, 51
- Schmidt, Brian, 1973, 74, 75, 76
- Schmidt, Derek, 1984, 85, 86, 87
- Schomburger, Ron, 1954, 55, 56, 57
- Schrenker, Dave, 1985, 86
- Schuchts, Bart, 1986, 87
- Scott, Arthur, 1977, 78, 79, 80
- Scott, Carlton, 1984
- Scott, Kendrick, 1992, 93, 94
- Scott, Stanley, 1983, 84, 85
- Sellers, Don, 1960
- Sellers, Mike, 1950, 51
- Sellers, Ron, 1966, 67, 68
- Selvidio, P.J., 2002
- Senior, Corey, 1988
- Sexton, Billy, 1973
- Sexton, Wyatt, 2003, 04
- Seymour, Roland, 1997, 98, 99, 00
- Shaw, Bill, 1969, 70, 71, 72
- Shaw, Joslin, 2005, 06, 07
- Shaw, Kenny, 2010, 11**
- Shaw, Mike, 2001, 02
- Shelton, Eric, 2001
- Sheppard, John, 1956, 57, 58
- Sherman, Travis, 1993, 94, 95
- Shinholser, Jack, 1963, 64, 65
- Shively, Randy, 1972
- Shiver, Clay, 1992, 93, 94, 95
- Shiver, Stan, 1985, 86, 87, 88
- Shumann, Mike, 1973, 74, 75, 77
- Simmons, Ron, 1977, 78, 79, 80
- Simon, Corey, 1996, 97, 98, 99
- Simpson, Carl, 1990, 91, 92
- Sims, Ernie, 1977, 78, 80, 81
- Sims, Ernie, 2003, 04, 05

- Sims, Jim, 1960, 61, 62
- Sims, Marcus, 2006, 08
- Singletary, J. Keith, 1975, 76
- Skaags, Raymond, 1998
- Slaton, Paul, 1957
- Slay, Steve, 1962
- Slicker, Tom, 1960, 61, 62
- Smith, Anthony, 1983, 84
- Smiley, Debralee, 2010**
- Smith, Abe, 1976, 77
- Smith, Antone, 2005, 06, 07, 08
- Smith, Barry, 1970, 71, 72
- Smith, Eric, 1991, 92, 93, 94
- Smith, Kelvin, 1987, 88, 89
- Smith, Kendall, 2007, 08, 09, 10
- Smith, Larry, 1996, 97, 98
- Smith, Leroy, 2001, 02, 03, 04
- Smith, Marquette, 1991, 93
- Smith, Mike, 1978, 79, 80
- Smith, Rodney, 2009, 10, 11**
- Smith, Sammie, 1986, 87, 88
- Smith, Shevin, 1994, 95, 96, 97
- Smith, Telvin, 2010, 11**
- Smith, Tony, 1982, 83, 84, 85
- Smith, Travis, 2002
- Snell, David, 1970, 71, 72
- Snider, Blake, 2009
- Snipes, Roosevelt, 1983, 84
- Snyder, Dave, 1961, 62, 63
- Solomon, Jesse, 1984, 85
- Southwood, Keith, 1984, 85
- Sowers, Craig, 1970
- Spain, Connell, 1993, 94, 95, 96
- Sparkman, Don, 1971, 72, 73
- Spires, Greg, 1994, 95, 96, 97
- Spivey, John, 1957, 58, 59
- Spooner, Phil, 1963, 64, 65
- Sprague, Ryan, 1997, 98, 99, 00
- Spurlock, David, 2008, 09, 10, 11
- Staab, Ray, 1954
- Stallworth, David, 1989, 90, 91
- Stanley, Jacob, 2010, 11
- Stark, Jon, 1993, 94
- Stark, Rohn, 1978, 79, 80, 81
- Stein, Jesse, 2003
- Stephens, Demetro, 1995, 96, 97, 98
- Stephens, John, 1964, 65, 66
- Stevens, Toshmon, 2009, 10, 11**
- Stevenson, Robert, 1989, 90, 91, 92
- Stewart, Alan, 1987, 88, 89
- Stewart, Kendrick, 2006, 07, 08, 09
- Stewart, Mike, 1976, 77
- Stiehl, Eric, 1984, 85, 86
- Stockton, Andy, 1974, 75
- Stockstill, Rick, 1979, 80, 81



Craphonso Thorpe

- Stokes, Jay, 1969, 70, 71
- Stork, Bryan, 2010, 11**
- Stovall, Chauncey, 2003, 04
- Strauss, Buddy, 1948, 49
- Strickland, Dan, 1958
- Strickland, Larry, 1970, 71, 72
- Strickland, Oliver, 1989
- Strickler, Joe, 1969, 70, 71
- Stringer, Germaine, 1996, 97, 98, 99
- Stroud, Todd, 1983, 84, 85
- Sudder, Rich, 1992
- Summer, Avery, 1962, 63, 64
- Summer, Walter, 1966, 67, 68
- Surratt, Joe, 2005, 06
- Surrency, Corey, 2008
- Sutton, Lenny, 1986
- Swantic, Len, 1953, 54, 55, 56
- Swosowski, Bob, 1958, 59, 60
- Sytsma, Henry, 1962
- Szczepanik, Vic, 1949, 50, 51, 52

T

- Taccetta, Jeff, 2009
- Tanks, Michael, 1986, 87, 88, 89
- Tatum, Malcolm, 1999, 00, 01, 02
- Taylor, Henry, 1981, 82, 83, 84
- Taylor, Jimmy Lee, 1951, 52, 53, 54
- Taylor, Rick, 1983
- Taylor, Thurston, 1965, 66, 67
- Tensi, Steve, 1962, 63, 64
- Terry, Nat, 1976, 77
- Thacker, Bud, 2006, 07, 08, 09
- Thames, Jon, 1973, 74, 75, 76
- Tharpe, Al, 1947
- Thaxton, Jae, 2004, 05, 06
- Thomas, Bob, 1956
- Thomas, Clevon, 1997, 98, 99, 00
- Thomas, Clint, 1950
- Thomas, Curtis, 1985, 86
- Thomas, Danny, 1968, 69
- Thomas, Eric, 1983, 84, 85
- Thomas, Eric, 1996, 97, 98, 99
- Thomas, Gerry, 1991
- Thomas, Homer, 1980, 81
- Thomas, James, 1970, 71, 72
- Thomas, Jermaine, 2008, 09, 10, 11
- Thomas, Rudy, 1974, 75, 76
- Thomas, Tarlos, 1998, 99, 00
- Thomas, Tra, 1994, 95, 96, 97
- Thompson, Chris, 2009, 10, 11**
- Thompson, Jim, 1982, 83, 84
- Thompson, Roy, 1951, 52
- Thompson, Shelton, 1986, 87, 88, 89
- Thompson, Weegie, 1981, 82, 83
- Thorpe, Craphonso, 2001, 03, 04
- Tillman, George, 1960
- Timmons, Lawrence, 2004, 05, 06
- Tomberlin, Pat, 1985, 86, 87, 88
- Tomeo, Charles, 1996

- Tonga, Joe, 2008
- Tony, Greg, 2000
- Trado, Jim, 1954
- Trancyciler, Ed, 1960, 61
- Trickett, Clint, 2011**
- Tulloch, David, 1996, 97
- Tully, Bob, 1951
- Tully, Jack, 1947, 48
- Turk, Richard, 1950, 51, 52
- Turral, Eric, 1990, 91
- Tuten, Rick, 1986, 87
- Tye, Will, 2011**
- Tyre, Bill, 1961, 62
- Tyre, Lewis, 1992, 93, 94, 95
- Tyson, Jim, 1968, 69, 70

U

- Ulmer, Al, 1957, 58, 59
- Unglaub, Kurt, 1976, 77, 78, 79
- Urich, Bob, 1965
- Urquhart, Whitney, 1948, 49

V

- Vanover, Tamarick, 1992, 93
- Valente, Dale, 1995
- Verbinski, Joe, 1959, 60, 61
- Verdell, Todd, 2006, 07, 08
- Versprille, Pat, 1955, 56
- Vohun, Frank, 1967, 68, 69
- Voltapetti, Barry, 1980, 81

W

- Wachtel, John, 1961, 63, 64
- Wade, Cameron, 2009
- Wadsworth, Andre, 1994, 95, 96, 97
- Waisome, Nick, 2011**
- Waldrop, Ben, 1998
- Walker, Clyde, 1975, 76, 77
- Walker, Chris, 1996, 97, 98, 99
- Walker, David, 1995
- Walker, Fabian, 2002, 03
- Walker, Javon, 2000, 01
- Walker, Stan, 1967, 68, 69
- Wall, Torleto, 1993
- Wallace, Lou, 1957
- Wallace, Ron, 1968, 69, 70
- Wallace, Wade, 1978, 79
- Waller, H.T., 1966
- Ward, B.J., 2001, 02, 03
- Ward, Charlie, 1989, 91, 92, 93
- Warren, Brandon, 2006
- Warren, David, 1997, 98, 99, 00
- Warren, Scott, 1976, 77, 78, 79
- Warren, Terry, 1984, 85, 86, 87
- Warren, Tommy, 1968, 69, 70
- Warrick, Peter, 1996, 97, 98, 99
- Washington, Leon, 2002, 03, 04, 05
- Washington, Torrance, 2002
- Watkins, Pat, 2002, 03, 04, 05

- Watson, Dekoda, 2006, 07, 08, 09
- Watson, John, 1947
- Weatherford, Drew, 2005, 06, 07, 08
- Weaver, Billy, 1955, 56, 57
- Weaver, Lee, 1999, 00
- Weigel, Bill, 1949
- Weinke, Chris, 1997, 98, 99, 00
- Wells, Chuck, 1985
- Wells, Rodney, 1994, 95
- Weldon, Casey, 1988, 89, 90, 91
- Werner, Bjoern, 2010, 11**
- Wesley, Gil, 1977, 78, 79
- West, Tom, 1962, 63, 64
- Wessel, Joe, 1982, 83, 84
- Wetherell, T.K., 1965, 66, 67
- Wettstein, Max, 1963, 64, 65
- Wheeler, Tom, 1982, 83
- Whigham, Frank, 1970, 71
- Whipkey, Jarred, 2006
- Whitaker, Jason, 1996, 97, 98, 99
- White, Gaylon, 1984, 85, 86
- White, Markus, 2008, 09, 10
- White, Randy, 1985, 86, 87
- White, Tom, 1969, 70
- Whitehead, Bud, 1958, 59, 60
- Whitehead, Willie, 1960
- Whitehurst, Dan, 1970, 71, 72
- Whitmer, Bob, 1951
- Whiting, Mike, 1978, 79, 80, 81
- Whittington, David, 1988
- Widner, Terry, 1982, 83
- Wiggins, Wylie, 1999
- Wilder, Jr., James, 2011**
- Wilkins, Randy, 1998, 99, 00
- Williams, Alphonso, 1985, 86, 87, 88
- Williams, Anthony, 1986
- Williams, Blair, 1981, 82
- Williams, Brett, 1999, 00, 01, 02
- Williams, Brian, 1981, 82, 83, 84
- Williams, Dayne, 1986, 87, 88
- Williams, Del, 1964, 65, 66
- Williams, Dick, 1947
- Williams, Eric, 1984, 85, 86, 87, 88
- Williams, Isaac, 1982, 83, 84, 85
- Williams, Karlos, 2011**
- Williams, Phil, 1978, 79, 80, 81
- Williams, Pooh Bear, 1993, 95, 96
- Williams, Rhodney, 1993
- Williams, Ricky, 1979, 80, 81, 82
- Williams, Roger, 2004, 05, 06, 07
- Williams, Todd, 1999, 00, 01, 02
- Williams, Vince, 2008, 10, 11**
- Williams, Waldo, 1975, 76
- Williamson, Larry, 1965, 66
- Willis, Peter Tom, 1986, 88, 89
- Willis, Ray, 2001, 02, 03, 04
- Willmot, Horace, 1983
- Wilson, Reinard, 1993, 94, 95, 96
- Wimberly, John, 1990, 92
- Wimbly, Kameron, 2002, 03, 04, 05
- Wodrich, Bob, 1950, 51, 52
- Womble, Jeff, 2000, 01, 02, 03
- Woods, Chris, 1999, 00
- Woodham, Al, 1952
- Woodham, Wally, 1977, 78, 79
- Woodford, Gary, 1975, 76
- Wooten, Jerry, 1963
- Wright, Ricardo, 2006, 07, 08, 09
- Wyche, John, 1987, 89, 90

X

- Xanders, Brian, 1992

Y

- Yarborough, Craig, 2009
- Yeldell, Bill, 1968
- Yeomans, Tony, 1986, 87, 88, 89
- Young, Tommy, 1981, 82

Z

- Zann, Vincent, 2009, 10
- Zaffran, Ted, 1969, 70
- Zion, Harvey, 1966, 67, 68

Current players in bold.



Derek Schmidt

ALL-TIME JERSEY NUMBERS

1
Frank Fontes (70, 71)
Ahmet Askin (72, 73, 74)
Keith Singletary (75)
Dave Cappelletti (76, 77, 78, 79)
Rick Taylor (80)
Eric Thomas (81, 82, 83, 84, 85)
Scott DiMare (86, 87, 88)
Shannon Baker (89, 90, 91, 92)
Andre Cooper (93, 94, 95, 96)
Reggie Durden (96, 98, 99)
Sam Cowart (97)
Jeff Chaney (00)
Jesse Stein (01)
Craphonso Thorne (01, 02, 03, 04)
Fred Rouse (05)
Brandon Warren (06)
Xavier Lee (07)
Corey Surrency (08)
Mike Harris (10, 11)
Kelvin Benjamin (11)

2
Reggie Webb (80)
Steve Nicklaus (81, 82, 83, 84)
Ronnie Andrews (85)
Patrick White (85)
Deion Sanders (86, 87, 88)
Eric Turrall (89)
Clifton Abraham (90, 91, 92, 93, 94)
Marlon Rolle (94, 95, 96, 97)
RETIRED (95)

3
Duane Carrell (69, 70, 71)
Joe Downey (72, 73, 74)
Bill Duley (75, 76, 77)
Rohn Stark (78, 79, 80, 81)
Hassan Jones (82)
Herb Gainer (83, 84, 85, 86, 87)
Rick Tuten (86)
Richie Andrews (87)
Leon Fowler (88, 89, 90, 91, 92)
Laveranues Coles (97, 98, 99)
Tres Walton (96, 97, 98)
Malcolm Tatum (98, 99, 00, 01, 02)
Leon Washington (03, 04, 05)
Myron Rolle (06, 07, 08)
E.J. Manuel (08, 09, 10, 11)
Justin Bright (10, 11)

4
Chris Gerbasi (80)
Jessie Hester (81, 82, 83, 84)
Peter Tom Willis (85, 86, 87, 88, 89)
Chris Weinke (90)
Marquette Smith (91)
Corey Fuller (92, 93, 94)
Robert Hammond (94)
Troy Sanders (95, 96, 97, 98)
Chris Hope (98)
Anquan Boldin (00, 01, 02)
P.K. Sam (03)
Kenneth O'Neal (05)
Mikhail Komegay (06)
Tony Carter (07, 08)
Terrance Parks (09, 10, 11)



Terrell Buckley

5
Weegie Thompson (79)
Chip Wessel (82, 83, 84)
Joe Ferguson (85, 86, 87, 88)
Kenny Felder (89, 90, 91)
Jason Powers (92)
Jon Stark (93, 94)
Theon Rackley (95, 96, 97, 98, 99)
Travis Chambers (96)
Cornelius Collier (99, 01, 02)
Adrian McPherson (02)
Chris Davis (03, 04, 05, 06)
Preston Parker (07, 08)
Greg Reid (09, 10, 11)

6
Dennis McKinnon (80, 81, 82)
Louis Berry (83, 84, 85, 86)
Bill Mason (86)
LeRoy Butler (87, 88, 89)
Grady Ross (90)
Steve Gilmer (90, 91, 92, 93, 94)
Harold Wright (93)
Troy Sanders (94)
Robert Hammond (95, 96, 97)
Derrick Gibson (98, 99, 00)
Anquan Boldin (99)
Greg Jones (01, 02, 03)
Anthony Bredwood (01)
Willie Jones (04, 05)
Antone Smith (06, 07, 08)
Gerald Demps (10)
Nick Waisome (11)

7
Mike Smith (79, 80)
Mike Rendina (81, 82)
Barry Barco (83, 84, 85)
Ronald Lewis (86, 87, 88, 89)
Eric Turrall (90, 91)
Aaron Dely (92, 93, 94, 95)
Billy Brown (95)
Germaine Stringer (96)
Laveranues Coles (97, 98, 99)
Rufus Brown (99, 00, 01, 02, 03)
Buster Davis (04, 05, 06)
Marcus Ball (07)
Christian Ponder (08, 09, 10)
Christian Jones (10, 11)

8
Eric Riley (80, 81, 82, 83, 84)
Anthony Johnson (85)
Terry Anthony (86, 87, 88, 89)
Scott Edwards (89)
Corey Sawyer (90, 91, 92, 93)
Magic Benton (94)
Damian Harrell (95, 96, 97)
Clevon Thomas (97, 98, 99, 00)
Bryant McFadden (01, 02, 03, 04)
Roger Williams (05, 06, 07)
Taiwan Easterling (09, 10)
Chad Colley (09, 10)
Devonta Freeman (11)
Timmy Jernigan (11)

9
Greg Thompson (80)
Warren Hanna (81, 82)
Steve Bloodworth (83)
John Ricciardi (84)
Bill Richardson (84)
Phillip Bryant (85, 86)
Ed Smith (87)
Richie Andrews (88, 89)
Dan Mowrey (90, 91, 92)
Peter Warrick (95, 96, 97, 98, 99)
Kendyll Pope (00, 01, 02, 03)
Xavier Lee (04, 05, 06)
Richard Goodman (07, 08, 09)
Clint Trickett (10, 11)
Karlous Williams (11)

10
Billy Odom (54)
Vic Prinzi (56, 58)
Bob Stephens (59)
Ed Trancycyler (60, 61)
Bob Davis (80, 81, 82, 83, 84)
Ben Thompson (85, 86)
Felton Cook (86)
Corian Freeman (87, 88, 89, 90)
Derrick Brooks (91, 92, 93, 94)
Dan Kendra (95, 96, 97, 98, 99)
Rich Maher (99)
Stanford Samuels (00, 01, 02, 03)
Lorne Sam (04)
Geno Hayes (05, 06, 07)
D'Vontrey Richardson (08)
Nick Moody (09, 10, 11)

11
Lee Corso (54)
Ted Rodrigue (56, 57)
Bob Conrad (58)
Billy Hampton (59)
John Massey (61)
Charlie Calhoun (62, 63)
H.T. Waller (64)
Kim Hammond (65, 66, 67)
Rick Anderson (68)
Duanne Carrell (69)
Frank Fontes (69)
Fred Geisler (70, 71)
Jim Everett (72, 73, 74, 75)
Ryalee Lee (76)
Steve Dykes (77)
Rick Stockstill (78, 79, 80, 81)
Kirk Coker (83, 84, 85)
Wes Hardin (86)
Alan Stewart (86, 87)
Casey Weldon (87, 88, 89, 90, 91)
Devin Bush (92, 93, 94)
Dexter Jackson (95, 96, 97, 98)
Jared Jones (99, 00)
Gerald Ross (01, 02, 03, 04)
Tommy Keane (06)
Ochucko Jenie (07, 08, 09, 10)
Greg Dent (11)

12
Don McCormick (54)
Len Swantic (56)
Gene McCormick (57, 58, 59)
Charlie Alexander (60)
Charlie Calhoun (61)
John Hartlee (62)
Tony Gero (63, 64, 65)
Bill Burkhardt (66)
Phil Hiatt (67)
Frank Whigham (69, 70, 71)
Bobby Baker (72)
Steve Mathieson (73, 74, 75)
Wally Woodham (77, 78, 79)
Kelly Lowrey (80, 81, 82, 83)
J.P. Connolly (84, 85, 86)
Rick Tuten (87)
Alan Stewart (88)
Matt Frier (89, 90, 91, 92, 93)
Thad Busby (93, 94, 95, 96)
Abdul Howard (97, 98, 99, 00, 01)
Dominick Robinson (02)
Fabian Walker (02, 03)
Gary Cismesia (05, 06, 07)
Damon McDaniel (06)
Nigel Carr (08, 09)
Jarred Haggins (11)

13
Pat Versprille (55)
Joe Majors (57, 58, 59)
Happy Fick (60, 61)
Jim Parham (61)
Steve Tensi (62, 63, 64)
Kim Mack (80, 81, 82, 83, 84)
Chris Lundahl (85)
Dexter Carter (87, 88, 89)
Mack Knight (90, 91)
Mike Barre (91)
Danny Kanell (92, 93, 94, 95)
Marvin Minnis (96, 97, 98, 99, 00)
Adrian McPherson (01)
Jared Hetzel (02)

Antonio Cromartie (03, 04)
Preston Parker (06)
Frank-Stringer (08)
Brandon Paul (07)
Nigel Bradham (08, 09, 10, 11)

14
Gerald Henderson (56)
Frank-Stringer (58)
Eddie Feely (60, 61, 62)
Jim Massey (63, 64, 65)
Bill Cappelletti (66, 67, 68, 69)
Dan Forey (69)
Frank Deming (71)
Billy Prescott (72, 73)
Ryals Lee (77)
Blair Williams (80, 81, 82)
Greg Handsel (83)
Danny McManus (84, 85, 86, 87)
Brad Johnson (87, 88, 89, 90, 91)
Jeff McCrone (91, 92, 93)
William McBride (93)
Charles Tomeo (94, 95)
Marc Donaldson (94)
Richard Brown (95)
Marlin Green (95)
Marcus Outzen (96, 97, 98, 99, 00)
Matt Henshaw (01, 02, 03, 04, 05)
Christian Ponder (07)
Avis Commack (08, 09, 10)
Dennis Johnson (10)
Jacob Coker (11)

15
Bobby Renn (56, 57)
Roy Bickford (59, 60, 61)
Jim Seaward (62)
Jim Massey (62)
Russ Fischer (63)
Pat Conway (64, 65, 66)
Tommy Warren (67, 68, 69)
Jimmy Jordan (76, 77, 78, 79)
Anthony Smiley (80, 83, 84)
Billy Turner (81)
Lee Paige (82)
Terry Robinson (85)
Gary Snells (86)
Bill Ragans (86, 87, 88, 89, 90)
Bill Maser (87)
Devin Bush (91)
Phillip Riley (93, 94, 95)
Mario Edwards (96, 97, 99)
Jean Jeune (98)
Fabian Walker (00)
William McCray (01)
Chris Davis (02)
Chauncey Stovall (03, 04)
Tony Carter (05, 06)
Tommy Keane (06)
Ochucko Jenie (07, 08, 09, 10)
Greg Dent (11)

16
Billy Weaver (54)
Ron Williams (57)
Ed Pritchett (63, 64, 65)
Gary Paicic (66, 67, 68)
David Barnes (69)
Randy Shively (69)
Billy Sexton (72)
Jimmy Black (73, 74, 75, 76)
Jeff Ledbetter (80)
Dominick Sneed (80)
Rick Taylor (81, 82, 83)
Tracy Sanders (84, 85, 86, 87, 88)
Richard Coes (89, 90, 91, 92, 93)
Marlin Green (94)
Sean Key (95, 96)
Chris Weinke (97, 98, 99, 00)
Chris Rix (00, 01, 02, 03, 04)
Mikhail Komegay (05)
Mister Alexander (08, 09, 10)
Will Secord (09, 10, 11)

17
Dick Whittington (54)
Marty Kolbus (65, 66)
Mike Page (68)
Jackie Speer (69)
Gary Loucks (72)
Ron Coppess (73, 74)
Wally Woodham (75)
Bill Capece (78, 79, 80)
Bruce Shoemaker (81, 82)
J.P. Connolly (83)
Eric Williams (83, 84, 85, 86, 87)
Eric Mangham (83)
Ben Thompson (84)
Tim Corlew (88)
Charlie Ward (89, 90, 91, 92, 93)
RETIRED (93)

18
Buck Metts (54)
Jerry Henderson (57)
Clint Burton (66, 67, 68)
Kent Gaydos (69, 70, 71)
Mark Orlando (72)
Clyde Walker (75, 76, 77)
Dennis McKinnon (79)
Weegie Thompson (80, 81, 82, 83)
Derek Schmidt (84, 85, 86, 87)
John Davis (89, 90, 91, 92)
Sean Hamlet (93, 94, 95, 96)
Sean Key (97, 98, 99)
Yohance Buchanan (00, 01, 02)
Greg Tony (01)
Lorne Sam (03)
J.R. Bryant (04, 05, 06, 07)
Greg Carr (08)
Dustin Hopkins (09, 10, 11)

19
Robert Green (54)
Pete Roberts (66)
Phil Abraira (67, 68, 69)
Gary Huff (69, 70, 71)
Jack Maynard (73)
Kurt Unlaub (76, 77, 78, 79, 80)
Pat Milligan (81, 82, 83)
Greg Jacobs (84)
Sam Zigelboim (84)
John Parks (85, 86, 87)
John Wimberly (89, 90, 91, 92)
Gerry Thomas (91)
Mack Knight (93)
Mack Marsee (93)
E.G. Green (94, 95, 96, 97)
Greg Moore (98, 99, 00)
Joy Kalekint (01)
Wyatt Sexton (02, 03, 04)
Lemar Parrish (02)
Caz Piurowski (06)
Kenneth Ingram (07, 08)
Josh Gehres (10, 11)

20
Ernie Reddick (48)
Tommy Brown (50, 51, 52)
Lee Corso (55, 56)
Buddy Reynolds (57)
Bobby Renf (58)
Willie Whitehead (59, 60, 61)
Dave Snyder (62, 63)
Larry Green (64, 66, 67)
Danny Thomas (68, 69)
David Small (69, 70, 71)
Mike Shumann (72, 73, 74, 75, 77)
Ken Burnett (80, 81, 82)
Rosevelt Snipes (83, 84, 85)
Keith Ross (86, 87, 88)
Clyde Allen (89, 90, 91, 92, 93)
James Colzie (93, 94, 95, 96)
Vannez Gooch (97)
Raymont Skaags (98, 99)
Nick Maddox (99, 00, 01, 02)
Torrance Washington (03)
Anthony Houllis (04)
Jamie Robinson (06, 07, 08, 09)
Lamarcus Joyner (10, 11)

21
Ralph Chaudron (48, 49)
John Griner (48)
Billy Odom (55, 56)
Lenny Levy (57)
Bobby Carnes (58)
Don Mustain (59, 60)
Dave Snyder (61)
Chris Weinke (62, 63)
Larry Brinkley (62, 63)
Donovan sumner (64, 65, 66, 67)
John Pell (68, 69)
Joe Goldsmith (70, 71, 72, 73, 74)
Lloyd Kelly (75, 76)
Bobby Butler (78, 79, 80)
John Piurowski (82, 83)
Wayne Denson (84, 85)
John Hadley (86, 87, 88)
Erol McCorvey (89)
Maurice Pinckney (90)
Chris Hall (91, 92)
Rich Sudder (91, 92)
Arthur Gates (93)
Deon Humphrey (94, 95, 96, 97, 98)
Taiman Gardner (99, 00, 01, 02)
Dominic Robinson (03, 04)
Trevor Ford (05)
Patrick Robinson (06, 07, 08, 09)
Debrale Smiley (10, 11)
Avis Commack (11)

22
George Moran (48)
John Quinn (49)
Carl Green (54)
Buck Metts (55, 56)
Bobby Carnes (57)
Lenny Levy (58)
Jim Redfern (59)
Ken Ross (60, 61, 62)
Larry Brinkley (61)
Phil Hall (82, 83, 84)
Chuck Eason (66, 67, 68)
Doug Mitchell (69)
Barry Smith (69, 70, 71)
Bobby McKinnon (72, 73, 74, 75)
Mike Barnes (76, 77)
Homes Johnson (78)
Hardis Johnson (79, 80)
Phil Hall (82, 83, 84)
Keith Ross (85)
Curtis Thomas (85, 86, 87)
Corian Freeman (86)
Edgar Bennett (87, 89, 90, 91)
Marquette Smith (92, 93)
Pooh Beard Williams (94, 95, 96)
Davy Ford (97, 98, 99, 00, 01)
Jared Hetzel (01)
Ryan Reynolds (02)
Anthony Bredwood (02)
Pat Watkins (02, 04, 05)
Marlon Napier (03)
Korey Mangum (06, 07, 08, 09)
Taiwan Easterling (07)
Telvin Smith (10, 11)

23
Leonard Melton (48, 49)
Ham Bisbee (54)
Jerry Henderson (55)
Harold Cummings (56)
Pappy Rozman (57)
John Sheppard (57, 58)
Fred Grimes (59)
Ralph Parkman (60)
Jack Forehand (61)
Jim Loftin (62, 63)
Wayne Giardino (64, 65, 66)
Michael Whiting (68, 69)
Don Pederson (68, 69)
David Hetzy (70, 71)
Chris Griffin (72, 73, 74, 75)
Jackie Flowers (76, 77, 78, 79)
Homes Johnson (80)
Tracy Ashley (81, 82, 83)
Jerome McCoy (84)
Deion Sanders (85)
Pat White (86, 87)
Ray Gibson (86)
Bryce Abbott (88, 89, 90, 91)
Eric Black (92)
Byron Capers (93, 94, 95, 96)
Shawn Gay (93)
Travis Minor (97)
Mitch Scharf (97)
Travis Minor (98, 99, 00)
Jerome Carter (01, 02, 03, 04)
Antone Smith (05)
Stephen Dean (05)
Chris Thompson (09, 10, 11)

24
Don Grant (48)
Billy Pat Atkins (56)
Ken Cone (58, 59, 60)
Buddy Yarbrough (61)
John Roberts (62)
Mario DeLiberty (63)
Elton Reveil (64, 65)
Walter Sumner (66, 67, 68)
John Lanahan (69, 70, 71)
Andy Stockton (72, 73, 74, 75)
Mike Kincaid (76, 77)
Harvey Clayton (79, 80, 81, 82)
Darrin Holloman (83, 84, 85, 86)
Paul Moore (87)
Sam Lopez (88)
Felix Harris (89, 90, 91, 92)
Rock Preston (93, 94, 95, 96)
Jeff Chaney (98, 99)
B. J. Ward (00, 01, 02, 03, 04)
Darius McClure (06, 07, 08)
Lonnie Pryor (09, 10, 11)

25
Ted Hewitt (48, 49)
Joe Holt (54)
Pat Versprille (56)
Gerald Philp (57)
Fred Pickard (57)
Carl Meyer (58, 60)
Charlie Thomas (61)
Maury Bibent (62)
Fred Biletnikoff (63, 64)
RETIRED (85)

26
Jack Turner (48)
Dan Mady (49)
Charlie Jacobs (54)
Billy Weaver (55, 56, 57)
Bud Whitehead (58, 59, 60)
Dick Thompson (61)
Ronnie Reed (61)
Keith Armstrong (62)
Bill Hammond (63)
Bill Campbell (64, 65, 66)
Hal Hodges (67)
James Thomas (69, 70, 71)
Mike Harder (72)
Donnie Hedley (73)
Hector Gray (75)
Joe Joyner (76)
Jessie Forbes (77)
Wade Wallace (78, 79)
Carl Armstrong (80)
Greg Allen (81, 82, 83, 84)
Anthony Williams (86)
Alphonso Williams (86, 87, 88)
Efferin Macon (89)
Errol McConvey (90, 91)
Harold Battles (92, 93, 94, 95, 96)
Jeff Chaney (97)
Atreus Bell (98, 99, 00, 01)
Willie Reid (02, 03, 04, 05)
Anthony Leon (07)
A. J. Alexander (09)

27
Curt Vogtritter (48)
Louis Sutton (49)
Billy Graham (54)
Gene Cox (55)
Stan Dobosz (56, 57)
Jack Espenshiep (58, 59)
Jack Forehand (60)
Tom Hane (61)
Phil Spooner (62, 63, 65)
Bill Cox (66, 67, 68)
Arthur Munroe (69, 70, 71)
Ken Johnson (72)
Mike Harder (73, 74)
Vic Fowler (76, 77)
Michael Whiting (79, 80, 81)
Len Jackson (82)
Randy White (83)
Victor Floyd (84, 85, 86, 87, 88)
Terrell Buckley (89, 90, 91)
Brian Sanders (92)
Rodney Wells (93, 94, 95)
Coronta Cody (96, 97)
Tay Cody (98, 99, 00)
Claudius Osei (01, 02, 03, 04)
Pat Davis (05)
Russell Ball (07)
Terrance Parks (08)
Xavier Rhodes (09, 10, 11)
Jordan Stanley (10)

28
John Filchuck (48)
Bobby Fiveash (51, 52, 53)
William Swilley (54)
Stephen Dean (55)
Larry Weber (56)
Wes Minton (57)
Jim Hooks (58)
Al Beccaccio (60)
Ralph Norman (61)
Winfred Bailey (62, 63, 64)
T.K. Wetherell (65, 66, 67)
Robert Ashmore (69, 70, 71)
Mike Davison (72, 73, 74)
Jerome Davis (76)
Keith Jones (78, 79, 80)
Rocky Kinsey (81, 82, 83, 84)
Dednick Dodge (85, 86, 87, 88, 89)
Corey Fuller (90, 91)
Sean Hamlet (92)
Warrick Dunn (93, 94, 95, 96)
Paul Moore (99, 00, 01)
B.J. Ward (99)
Ryan Reynolds (01)
Robin Charles (02)
Lorenzo Booker (02, 03, 04, 05, 06)
Dionte Allen (08, 09)
Nigel Terrell (11)

ALL-TIME JERSEY NUMBERS



- 29**
 Ted Martin (48)
 Gene Cox (54)
 Carmen Battaglia (55, 56, 57)
 Ron Hinson (59)
 Tom Hillbrand (60, 61, 62)
 Joe Petko (63, 64, 65)
 John Hurst (66)
 Benny Rust (69)
 Dano Fiore (70, 71)
 Fred Miller (73, 74, 75)
 Ernie Washington (77)
 Sam Platt (78, 79, 80)
 Michael Whigham (81)
 Brian Harlow (83)
 Stan Shiver (84)
 Barry Ward (84)
 Bill Richardson (85)
 Lawrence Dawsey (86, 87, 88, 89, 90)
 Phillip Riley (91)
 Sean Liss (92, 93, 94, 95)
 Farrell Spensor (93)
 Shevin Smith (94)
 Bill Gramatica (96)
 Tommy Polley (97, 98, 99, 00)
 Willie Jones (01, 02, 03)
 P.J. Selvidio (02)
 Michael Ray Garvin (05, 06, 07, 08)
 Kendall Smith (09, 10)
 Eric Beverly (11)
 Dillon Kidd (11)
- 30**
 Dick Kendall (48)
 Vic Szczepanik (49)
 Hobo Ackerman (54)
 Bill Moreman (65, 66, 67)
 Tom Bailey (68, 69)
 Brent Norris (70)
 John Kilmurray (72)
 Jeff Leggett (73, 74, 75, 76)
 Keith Kennedy (77, 78, 79)
 Larry Harris (80, 81, 82)
 Terry Griggley (84, 85)
 Dexter Carter (86)
 Tanner Holloman (86)
 Stanley Hall (87)
 Tommy Henry (88, 89)
 Omar Ellison (90, 91, 92, 93, 94)
 Jeremi Rudolph (95)
 Shevin Smith (96, 97)
 Damon Carroll (97)
 Stanford Samuels (98, 99)
 Brandon Myers (00)
 Patrick Newton (01, 02)
 Lamar Lewis (04, 05)
 Derek Nicholson (07, 08)
 Jajuan Harley (09)
 Tyler Hunter (11)
- 31**
 Dick Peterson (48, 49)
 Jimmy Lee Taylor (51, 52, 53, 54)
 Bill Cox (65)
 Bill Gunter (66, 67, 68)
 Paul Magalski (69, 70, 71)
 Randy Kaiser (72)
 Rudy Falana (73, 74)
 Gator Cherry (75, 76, 77, 78, 79)
 Billy Allen (81, 82, 83, 84)
 Michael Tanks (85)
 Stanley Hall (86)
 Marion Butts (87, 88)
 Lavon Brown (89, 90, 91, 92)
 Clarence Williams (93)
 Lamarr Glenn (94, 95, 96, 97, 98)
 Bryant McFadden (00)
 Dominic Robinson (01)
 Thomas Clayton (02)
 Roger Williams (03)
 Toddrick Verdell (06, 07, 08)
 Terrence Brooks (10, 11)
- 32**
 Wyatt Parrish (48, 49)
 Ted Rodrigue (54)
 Bill Richardson (65, 66)
 Ed Chershoff (67)
 Eddie Davis (69, 70, 71, 72)
 Mike Barnes (73, 75)
 Greg Ramsey (77, 78, 79)
 Darish Davis (80, 81)
 Martin Mayhew (83, 84, 85, 86, 87)
 Paul Moore (88, 89, 90, 91)
 Zach Crockett (92, 93, 94)
 Khalid Abdullah (95, 96, 97)
 Clay Terrell (98)
 Jean Jeune (99, 00)
 Leroy Smith (01, 02, 03, 04)
 Joe Surratt (05, 06, 07)
 Brandon Simmons (10)
 James Wilder, Jr. (11)

- 33**
 Bo Manuel (48, 49)
 Butch Riser (65, 66)
 Grant Guthrie (67, 68, 69)
 Clint Parker (69)
 Steve Hardin (70, 71)
 Rudolph Thomas (72, 73, 74, 75, 76)
 James Harris (78, 79, 80, 81)
 Pat Cicalese (82, 83, 84)
 Brian Davis (84)
 Sammie Smith (85, 86, 87, 88)
 David Dees (89)
 Dominique Ross (89)
 Sam Tiger McMillon (90, 91, 92, 93, 94)
 Dee Feaster (95, 96, 97, 98)
 Lemar Parrish (00, 01)
 Willie Reed (01)
 Leon Washington (02)
 Kasey Anderson (03)
 Jamaal Edwards (04, 06, 07)
 Carlton Jones (08)
 Ty Jones (09, 10, 11)
- 34**
 Bob Case (48)
 George Spurling (49)
 Ron Schomburger (54)
 Frank Loner (65, 66)
 Ron Sellers (66, 67, 68)
 RETIRED (85)
 Ernie Sims (03, 04, 05)
- 35**
 Bill Quigley (48)
 Dan McClure (49)
 Tommy Bouchias (54)
 John Hosack (65, 66)
 Mike Gray (68, 69)
 Randy Shively (70, 71)
 Brooks Burroughs (72)
 Leon Bright (73, 74, 75)
 Ernie Sims (78, 80, 81)
 Ellis Singletary (79)
 Horace Wilmot (82, 83)
 John Hadley (84, 85)
 Lenny Sutton (86)
 Chris Parker (87, 88, 89, 90)
 Sean Jackson (91, 92, 93)
 Dante Snodgrass (93)
 Rendell Long (94)
 Todd Frier (95, 96, 97, 98, 99)
 Claudius Osei (00)
 Brandon Myers (01)
 Eric Shelton (01)
 B.J. Dean (02, 03, 04, 05)
 Marcus Sims (06, 07, 08)
 Greg Dent (10)
 Nick O'Leary (11)
- 36**
 Joe Crona (48)
 Bob Waff (49)
 Bill Brown (54)
 Rick Oreair (69, 70, 71)
 Doug Glosston (72)
 Jim Heggins (73, 75)
 Chip Sanders (76, 77)
 Cliff Holiday (79, 80, 81, 82)
 James Graganella (83)
 Cleveland McNabb (84)
 Eric Stiehl (85, 86)
 Kelvin Smith (87, 88, 89, 90)
 Ken Alexander (91, 92, 93)
 Tony Bryant (97, 98)
 Eric Moore (00)
 Allen Augustin (01, 02, 03)
 Matt Dunham (07, 09)
 Rod Roberts (08)
 Matthew Dunham (10)
 Kendall Fullington (11)
- 37**
 Marvin Ugruhart (48, 49)
 Harry Massey (54)
 Oscar Roberts (70, 71)
 Jesse Forbes (72)
 Danny Greene (73)
 Greg Ramsey (75)
 Mike Smith (77, 78)
 Greg Cary (80)
 John Feagin (81, 82)
 Cleveland McNabb (83)
 Eric Stiehl (84)
 Stan Shiver (85, 86, 87, 88)
 Kevin Miller (89)
 Sean Jackson (90)
 Chris Keen (91)
 Jeremy Morris (93)
 Kendrick Scott (93, 94)
 Marcus Bullock (95, 96)
 Forrest Green (97)
 Shawn McCorkle (98)
 Pete Henderson (99)
 Chance Gwaltney (01, 02)

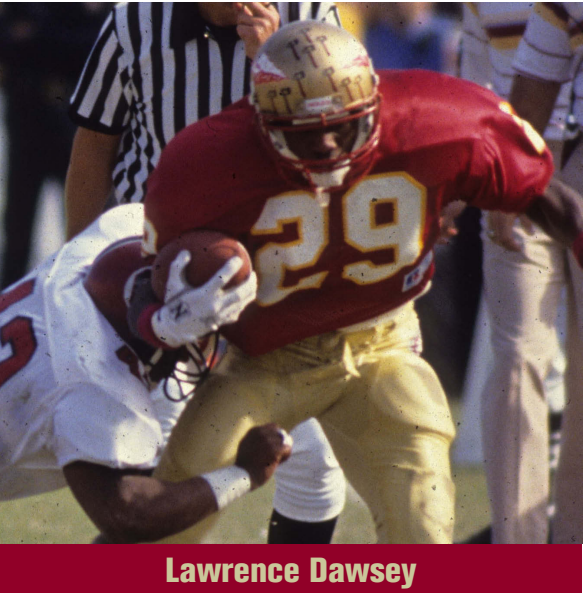
- 38**
 Jack Tully (48, 49)
 Buzzy Lewis (70, 71, 72)
 Aaron Carter (73)
 Mike Kincaid (75)
 Larry Ellison (77)
 Kelly Burney (80)
 Ken Roe (81, 82, 83)
 Paul McGowan (84, 85, 86, 87)
 Ron Crain (88)
 David Bassett (89, 90)
 Scott Holmes (91, 92, 93)
 Dan LaRose (93)
 Bill Richardson (94)
 Cletis Jones (82, 83, 84, 85)
 Reno Fells (86)
 Felton Cook (87)
 John Merna (88)
 Amp Lee (89, 90, 91)
 Mike Gibson (92)
 Jermaine Green (93, 94, 95)
 Kwaeisi Palmer (96, 97)
 Jerel Hudson (98, 99, 00, 01, 02)
 Ben Waldrop (98)
 Anthony Bredwood (03)
 Kenny Ingram (05)
 Sedrick Holloway (07, 08)
- 39**
 William Dawkins (48, 49, 50, 51)
 Steve Vickers (72)
 Jeff Ridings (73, 74, 75, 76)
 Reggie Herring (77, 78, 79, 80)
 Manny Carballo (82)
 Ron Moore (84)
 Brian Davis (85, 86, 87, 88)
 Ed Clark (89, 90, 91, 92)
 Melvin Pearsall (93)
 Hank Grant (94, 95, 96, 97)
 Ryan Sprague (98)
 Chad Maedder (99, 00, 01)
 Marcello Church (02, 03, 04, 05)
 Tavares Pressley (09)
 Joshua Thomas (10)
 David Tyrell (10, 11)
 Chad Colley (11)
- 40**
 Joe Marcus (48, 49)
 Vince Gibson (54)
 Joe Holt (55)
 Larry Cummings (56)
 Terrell Teague (57, 58)
 Paul Pasquale (58)
 Doug Williams (60)
 Buck Carlton (61)
 John Harlie (61)
 Doug Messer (62, 63)
 Lee Narramore (64)
 Mike Blatt (65, 66, 67)
 Brent Gilman (68, 69)
 Eddie McMillan (69, 70, 71)
 Ben Graham (72)
 Bobby Jackson (73, 74, 75, 76, 77)
 Gary Henry (78, 79, 80, 82)
 Manny Carballo (81)
 Greg Newell (83, 84, 85, 86, 87)
 Terry Nettles (84)
 David Bassett (88)
 David Stallworth (89, 90, 91)
 Alonzo Horner (92, 93)
 Lamont Green (94, 95, 96)
 Tony Bryant (97, 98)
 Eric Moore (00)
 Allen Augustin (01, 02, 03)
 Matt Dunham (07, 09)
 Rod Roberts (08)
 Matthew Dunham (10)
 Kendall Fullington (11)
- 41**
 Bob Browning (48)
 Dwight Osha (49)
 Pat Versprille (54)
 Joe Holt (56)
 Dink Lawrence (58)
 Denny Schou (59)
 Bill Tinsley (60)
 Gene Roberts (61, 62, 63)
 Bob Menendez (64, 65)
 John Crowe (66, 67, 68)
 Phil Cahoon (72, 73, 74)
 Gary Woolford (75, 76)
 Joe Demarest (77)
 Tommy Young (79, 80)
 Cedric Jones (81, 82, 83, 84)
 Ed Clark (85, 86, 87)
 Chris Hall (88, 89)
 Tommy Henry (90, 91, 92)
 Phillip Simpson (93)
 Jason Poppell (94, 95)
 Brian Allen (96)
 Lee Weaver (00, 01)
 Kyler Hall (01, 02, 03, 05)
 Sedrick Holloway (06)

- 42**
 Walter Foy (48, 49)
 Nelson Italiano (50, 51, 52)
 John Griner (55)
 Frank Scheible (56)
 Pappy Rozman (58)
 Paul Andrews (59, 60, 61)
 Ralph Norman (62)
 Les Murdock (63, 64)
 Alan LaMarche (65)
 Bill Cheshire (67, 68)
 Ron Ratliff (69, 70, 71)
 Joe Camps (72, 73, 74, 75, 76)
 Monk Bonasorte (77, 78, 79, 80)
 Quinton Reed (81)
 Cletis Jones (82, 83, 84, 85)
 Reno Fells (86)
 Felton Cook (87)
 John Merna (88)
 Amp Lee (89, 90, 91)
 Mike Gibson (92)
 Jermaine Green (93, 94, 95)
 Kwaeisi Palmer (96, 97)
 Jerel Hudson (98, 99, 00, 01, 02)
 Ben Waldrop (98)
 Anthony Bredwood (03)
 Kenny Ingram (05)
 Sedrick Holloway (07, 08)
- 43**
 Kenneth MacLean (48, 49)
 Bob Barber (54)
 Emil Abood (55, 56)
 Lou Manning (57)
 Ron Hinson (58)
 Fred Pickard (58, 59)
 John McConaughay (60, 61)
 Wade Botts (61)
 George D'Allesandro (62)
 Howard Ehler (63, 64, 65)
 Howell Montgomery (66, 67, 68)
 John Montgomery (69, 70, 71)
 Earl Humes (72, 73)
 Paul Piurowski (77)
 Hector Gray (78, 79)
 Homer Thomas (80)
 Brian McCrary (81, 82, 83, 84)
 Reno Fells (85)
 Bryce Cox (86)
 Ray Gibson (87)
 Bill Mason (88, 89, 90)
 Eric Smith (91, 92, 93, 94)
 Ronney Daniels (95)
 Jason Poppell (96)
 Bill Gramatica (97)
 Billy Rhodes (98)
 Randy Gollightly (99, 00, 01)
 Bryce Cox (01)
 Torrence Washington (02)
 Gordy Reid (03)
 Graham Gano (06, 07, 08)
 Vincent Zann (09)
 Franklin Nicholas (10)
 Nigel Terrell (10)
 Anthony Porterfield (10, 11)
- 44**
 Buddy Strauss (48, 49)
 Bud Leonard (54, 55)
 Eddie Johnson (56, 57)
 Jim Calhoun (58, 59)
 Ed Parker (60)
 Marion Roberts (61, 62, 63)
 Jim Mankins (65, 66)
 John Pittman (67)
 Rod Roberts (08)
 Buddy Gridley (69, 70, 71)
 Hodges Mitchell (72)
 Larry Key (73, 74, 75, 76, 77)
 Ricky Williams (79, 80, 81, 82)
 Chuck Wells (83, 84, 85, 86)
 Pete Bazos (85)
 Roy Wyche (87, 89, 90)
 William Floyd (91, 92, 93)
 Daryl Bush (94, 95, 96, 97)
 Bradley Jennings (98, 99, 00, 01)
 Sam McGrew (02, 03, 04, 05)
 Marcus Ball (06)
 Maurice Harris (08, 09)
 Will Tye (10, 11)
- 45**
 Charles Farnior (48)
 Curtis Campbell (49)
 Bob Morris (54)
 Roger Brownlee (80, 81)
 Isaac Williams (82, 83, 84, 85)
 Reggie Johnson (86, 87)
 Kirk Carruthers (88, 89, 90, 91)
 Henri Crockett (92, 93, 94, 95, 96)
 Lamont Green (97, 98)
 Darnell Dockett (99, 00, 01, 02, 03)
 Charlie Graham (06, 07)
 Shawn Powell (08, 09, 10, 11)

- 46**
 Johnny Thombleson (48)
 Frank Marcus (49)
 Buddy Reynolds (54)
 Arthur Munroe (68)
 Brian Bengtson (69, 71)
 Detroit Reynolds (72)
 Lee Nelson (73, 74, 75)
 Ivory Joe Hunter (76, 77, 78, 79)
 Mark Rodrigue (80, 81)
 Stuart Wyatt (82, 83, 84)
 Felton Hayes (85, 86, 87, 88)
 Ray Bell (89)
 Phillip King (90)
 Derrick Clark (91)
 Travis Sherman (92, 93, 94, 95)
 Tommy Polley (96)
 Michael Hamilton (98, 99)
 Gennaro Jackson (01)
 Nate Hardage (02, 03)
 Anthony Houllis (05, 06, 07)
 Vince Williams (08)
 Vincent Zann (09, 10)
 Jonathan Johnson (10, 11)
- 47**
 Monte May (48, 49)
 Joe Beason (66, 68)
 George Davis (69)
 Chip Harris (69)
 David McNish (70, 71)
 David McGinn (72)
 Nat Terry (73, 74, 75, 76, 77)
 Tim Koehnemann (78)
 Brian Williams (80, 81, 82, 83, 84)
 Stuart Wyatt (85)
 Kevin Grant (86, 87, 89)
 William Floyd (90)
 James Roberson (91, 92, 93, 94)
 Vernon Crawford (95, 96)
 Keith Cottrell (97, 98, 99, 00, 01)
 Xavier Beltia (01, 02, 03, 04)
 Mister Alexander (06, 07)
 Tank Sessions (10)
- 48**
 Lyman Bond (48)
 Bob Johnson (49)
 Len Swantic (54)
 James Jarrett (68, 69, 70, 71)
 Rocky Graziano (72)
 Greg Pittman (73)
 Mark Lyles (76, 77, 78, 79)
 Prince Matt (80, 81, 82, 83, 84)
 Felton Hayes (84)
 David Palmer (85, 86, 87)
 Frank Romeo (87, 88)
 Willie Pauldo (89, 90, 91)
 Todd Rebol (92, 93, 94, 95)
 Bryne Malone (96, 97, 98)
 Alonzo Jackson (00, 01, 02)
 Chris Hall (03, 04, 05)
 Ricardo Wright (06, 07, 08, 09)
 Daniel Gard (09, 10)
 Jeff Luc (10, 11)

- 49**
 Dan McClure (48)
 Harry Bringer (49)
 Leon Bryant (54)
 Terry Eagerton (67, 68)
 Guy Glisson (69, 70, 71)
 Bruce Bell (72)
 Brooks Burroughs (73, 74)
 Eric Washington (76)
 David Hanks (77)
 Ken Burnett (79)
 Herbert Butler (80)
 Tony Smith (81, 82)
 David Palmer (84)
 Tony Smith (85)
 Dayne Almer (86)
 Dayne Williams (87, 88)
 Jason Pearce (89, 90, 91, 92)
 Eric Black (93)
 David Walker (93)
 John McCorvey (94)
 James D'Amico (95)
 Bobby Rhodes (96, 97, 98, 99)
 Brett Cimorelli (00, 01, 02)
 Brandon Myers (02)
 Chad Canfield (03)
 Joe Surratt (04)
 Benjamin Lampkin (06, 07, 08)
 Anthony Kelly (07)
 Brandon Jenkins (09, 10, 11)
- 50**
 W.A. "Dub" Kendrick (48, 49)
 Lee Boswell (54)
 Bob Crenshaw (55)
 Bo Davis (66)
 Paul Slaton (57)
 Ken Kestner (58)
 Bruce Darsey (60)
 Charlie Keneipp (61)
 Billy Joe James (66)
 Dave McCullers (67, 68)
 Dan Whitehurst (69, 70, 71)
 Tom Cooper (72)
 Bill Sawyer (73, 74, 75, 76)
 Ron Simmons (77, 78, 79, 80)
 J.D. Dowell (81)
 Ron Moore (82)
 Don Deseno (84, 85)
 John Sellers (85)
 John Brown (86, 87, 89)
 RETIRED (88)
- 51**
 Norman Eubanks (48, 49)
 Don Powell (54)
 Hobo Ackerman (55)
 Melvin Pope (56)
 Ramon Rogers (57)
 Bo Davis (58)
 Jim Worthington (59)
 Larry Hood (60, 61)
 Y.C. McNease (62)
 Joe Avezzano (63, 64, 65)
 John Richardson (66)
 Billy Hughes (68, 69)
 Bobby Howell (69, 70)
 Mitch Skinner (72)
 Rick Blythe (73)

- 52**
 Chris Banakas (48, 49)
 Troy Barnes (55, 56, 57)
 John Bell (58)
 Don Sellers (59, 60)
 Chuck Robinson (61, 62, 63)
 Ken Frazier (64)
 Wayne McDuffie (65, 67)
 Harvey Zion (66)
 Mike Sammons (68)
 Craig Sowers (69)
 Reese Rainey (70, 71)
 Rocky Saldana (72)
 Gino Bennie (73, 74)
 Alan Risk (76)
 Fred Izaz (77)
 Bryan Cobb (78)
 Willie Andrusko (79)
 Sam Restivo (80, 81, 82, 83)
 John Earford (84, 85, 86, 87)
 Robert Stevenson (88, 89, 90, 91, 92)
 Daryl Bush (93)
 Demetro Stephens (94, 95, 97, 98)
 Antoine Mirambeau (99, 00, 01, 02)
 Brian Ross (01)
 Broderick Bunkley (03, 04, 05)
 Jeremy Franklin (06)
 Robert Chambers (10)
 Bryan Stork (10, 11)
- 53**
 Ed Fox (48)
 Jerry Morrical (49)
 Bill Cullom (54)
 Phillion (55)
 Stuart Keith (56, 57)
 Ron Clark (57)
 Ramon Rogers (58, 59)
 Lamar Elton (60)
 Orrin Cope (61)
 Bill Daly (62, 63)
 David Pitts (64, 65)
 Randy Cassidy (68)
 Jay Stokes (69, 70, 71)
 Danny Greene (72)
 Brian Schmidt (73, 74, 75, 76)
 Paul Piurowski (78, 79, 80)
 Gerald Riopelle (81, 82, 83, 84)
 Odell Haggins (85, 86, 87, 88, 89)
 Dulack Guerrier (90)
 Clay Shiver (91, 92, 93, 94, 95)
 Corey Simon (96, 97, 98, 99)
 Devaughn Darling (00)
 A.J. Nicholson (02)
 Sterling Lovelady (11)



Lawrence Dawsey



ALL-TIME JERSEY NUMBERS

54

Hugh Adams (48, 49)
Al Pacifico (54)
Little (55)
George Boyer (56)
Jack Hardy (58, 59, 60)
Joe Rodgers (61)
Bill Tuten (61)
Joe Avezzano (62)
Jay MacMatthews (63)
John Stephens (64, 65, 66)
Ron Montford (67)
Bobby Burt (68, 69)
Mike Glass (69)
Jim Dundala (70, 71)
John Thames (72)
Garis Shaw (73, 76)
Arthur Scott (78, 79, 80)
Tommy Young (81, 82)
Orlando Miles (83, 84)
Mike Hittinger (84)
Shelton Thompson (85)
Jason Simmons (86)
Bryan Law (86)
Wes Harris (87)
Phil Ferrell (89)
Scott Player (90, 91)
Kevin Adams (91, 92)
Greg Spires (93, 94)
Rick Anteau (93)
Jarad Moon (96, 97, 98, 99, 00)
Olayemi Okegbola (97)
Milford Brown (01, 02)
A.J. Nicholson (04, 05)
Paul Griffin (07, 08)
A.J. Land (10)
Tre' Jackson (11)

55

Jug Coleman (48)
Loren "Duke" Maltby (49)
Melvin Pope (57)
Jim Worthington (58)
Jack Edwards (62, 63, 64)
Bob Ulrich (65)
Ted Mosley (66, 67, 68)
Allen Dees (69, 70, 71)
Phil Jones (72)
Milton Wilkerson (73, 74)
Mike Stewart (76)
Gil Wesley (77, 78, 79)
John Houston (80, 81, 82)
Fred Jones (83, 84, 85, 86)
Phillip Ferrell (87)
Chris Nicolas (88)
Sterling Palmer (89, 90)
Marvin Jones (91, 92)
Reinard Wilson (93, 94, 95, 96)
Lrian Allen (97, 98, 99, 00)
Eric Moore (01, 02, 03, 04)
Derek Nicholson (05, 06)
Jamar Jackson (07, 08, 09)
Jacobi McDaniel (11)

56

Chris Kalfas (48)
Bob Duckworth (49)
Tom Feamster (54)
Joe Kinnan (66)
Bill Lohse (68, 69)
John Murphy (70, 72, 73, 74)
Jimmy Heggins (76, 77)
Dmitri Rigas (79)
Jerry Coleman (80, 81)
Jim Thompson (80)
Joe Kostka (82, 83)
David Schrenker (84, 85, 86)
Ronnie Byrom (87)
Paul Collison (87)
John Nance (89)
Matt Ferguson (90)
Sterling Palmer (91, 92)
Sam Cowart (93, 94, 95, 96)
Roland Seymour (97, 98, 99, 00)
Ray Piquion (01, 02, 03, 04)
Jeremy Franklin (05)
Kendrick Stewart (06, 07, 08, 09)

57

Jack Jones (48)
Glenn Allen (49)
Ronnie King (54)
Joe Kinnan (67)
Ron Lowe (69)
Robert Carden (69)
Steve Bratton (70, 71, 72)
Blaise Boscaccy (73)
David Hanks (75)
Cedric Wyatt (77)
Keith Baker (78, 79)
Tim Mitchell (80, 81)
Doug Hill (82, 83, 84)
Davis Schrenker (83)
Jesse Solomon (85)
Ronnie Byrom (86)
Jimmie Holton (86)

Corey Senior (87, 88)
David Whittington (89)
John Nance (90, 91, 92, 93)
Eric Thomas (95, 96, 97, 98, 99)
Antoine Mirambeau (98)
Yusuf Shakir (98)
Matt Heinz (01, 02, 03)
Joe Rodgers (61)
Robert May (02)
Brandon Davis (08, 09)
Holmes Onwukaife (10)

58

Jim Costello (48)
Rin Grossman (49)
Steve Gildea (68, 69)
Andy Schmidt (70, 71)
Greg Pounds (72, 73, 74)
Waldo Williams (75)
Abe Smith (76)
John Madden (77, 78, 79, 80)
Henry Taylor (81, 82, 83, 84)
Thomas Harp (85, 86, 87)
Chris Nicolas (86, 87)
Nick Ekonomou (88, 89)
Dan Footman (90, 91, 92)
Peter Boulware (93, 94, 95, 96)
Jamal Reynolds (97, 98, 99, 00)
Michael Boulware (01, 02, 03)
Dumaka Atkins (05, 06)
Dan Hicks (10, 11)

59

Bob Schmeltz (48, 49)
Bob Crenshaw (52, 53, 54)
Frank Loner (66, 67, 68)
Larry Strickland (69, 70, 71)
Scott Meseroll (72, 73, 74)
Fred Miller (76)
Arthur Scott (77)
Robert Harris (79)
Ricky Render (80)
Scott Merion (81, 82)
Tom Coll (77)
Lee Adams (78, 79, 80)
Ricky Render (81, 82)
Jason Kuipers (84)
Mark Salva (85, 86, 87)
Reggie Dixon (87)
Jason Dillberry (88, 89, 90, 91)
Matthew Siner (93)
Dennis Green (96)
David Castillo (01, 02, 03, 04, 05)
A.J. Ganguzza (07, 08, 09, 10)

60

Leo Baggett (54, 55, 56, 58)
Jim Olsen (54)
Joe McGee (57)
Frank DeFrancesco (59)
Ferrell Henry (60, 61, 62, 63)
Lary Williamson (64, 65, 66)
Barry Rice (67, 68, 69)
Clint Parker (70, 71)
Bill Johnson (72)
Mike Kissner (73, 74, 75, 76)
Jimmy Mindlin (77)
Scott McLean (78, 79, 80, 81)
Stan Gavin (82)
John Bamber (83, 84, 85)
Grady Martin (83)
Ken Carr (86)
Mike Morris (87, 88, 89, 90, 91)
Marvin Ferrell (92, 93)
Anthony Phillips (94, 95)
Tarlus Thomas (96, 97, 98, 99, 00)
Andrew Henry-Kennon (01, 02, 03)
Ryan McMahon (07, 08, 09, 10)
Jacob Fahrnker (11)

61

Tommy Thompson (54)
Jerry Jacobs (55)
Jim Rogers (57)
Matt Ferguson (90)
Joe McGee (58)
Bill Tyre (59)
Dave Stanley (60)
Jeff Klores (61, 62)
Jack Shinholser (63, 64, 65)
Chuck Elliott (66, 67, 68)
John Essex (69)
Phil Arnold (70, 71, 72)
Wade Johnson (73, 74, 76, 77)
Brent Brock (78, 79, 80)
Daniel Morris (81, 82, 83, 84)
Jim Hendley (85, 86)
Mark Barron (85)
John Bekas (87, 88, 89)
Eric Gibbs (90, 91, 92)
Montrae Holland (98, 99, 00, 01, 02)
Garrison Sanborn (05)
Blake Snider (09, 10)

62

Al Makowiecki (54)
Bill Brown (56)
Al Ulmer (57, 58, 59)
Jim Sims (60)
Ron Hammond (61)
Bob Creel (61)
Steve Slay (62)
Gene Parish (63)
Howard Lurie (64, 65)
Dan Douglas (66)
Beryl Rice (67)
Theron Bass (69)
David Miles (70, 71)
Bob Jones (72, 73, 74)
Abe Smith (75)
Billy McPhillips (76)
Bruce Harrison (77)
Eric Ryan (79, 80, 81, 82)
Pablo Lopez (83, 84)
Jason Kuipers (85, 86, 87, 88)
Troy Sanders (89, 90, 91, 92)
Mike Miller (93)
David Walker (94, 95)
B.J. Dean (01)
Cory Niblock (02, 03, 04, 06)
Rodney Hudson (07, 08, 09, 10)
Austin Barron (11)

63

Jimmy Trado (54)
Patsy Monaco (57)
Terry Moran (58, 59)
Gene McDowell (60, 61, 62)
Lamar Elton (61)
Bill McDowell (63, 64, 65)
Richard McLean (66, 67)
George Montgomery (69)
Steve Macaulay (70)
Vic Rivas (72)
Jon Thames (73, 74, 75, 76)
Tom Coll (77)
Lee Adams (78, 79, 80)
Ricky Render (81, 82)
Jason Kuipers (84)
Mark Salva (85, 86, 87)
Reggie Dixon (87)
Jason Dillberry (88, 89, 90, 91)
Matthew Siner (93)
Dennis Green (96)
David Castillo (01, 02, 03, 04, 05)
A.J. Ganguzza (07, 08, 09, 10)

64

Ray Staab (54)
Bob Thomas (55)
Bud Leonard (56)
Bob Fountain (57)
Lary Lamb (58, 59, 60)
Bruce Darsey (61, 62)
David Pitts (63)
David Braggins (64, 65, 66)
Stan Walker (67, 68, 69)
Charley Musser (69, 70)
Jeff Gardner (72, 73, 74, 75)
Keith Tuten (76)
Jarvis Coursey (79, 80, 81)
Jamie Dukes (82, 83, 84, 85)
Magdi El Shahawy (86, 87, 88)
Robert Williams (89, 90)
Jeff Deremer (91)
Kendrick Scott (91)
Ed Galloway (92)
Tim Johnson (94, 95)
Justin Amman (96, 97, 98, 99, 00)
Matt Meinrod (01, 02, 03)
Dax Dellenbach (10, 11)

65

Mark Trafton (56)
Jerry Graham (57)
Lou Barona (58)
Bob Morrow (59)
Mike Rucker (59)
John Levings (60, 61, 62)
Jerry Wooten (63)
David Hall (65)
Dale McCullers (66)
Bill Shaw (69)
J.W. McKinnie (69, 70, 71)
Tom Prestwood (72)
Billy McPhillips (73, 74)
Robert Thompson (76)
Dmitri Rigas (77)
Gil Wesley (76)
Darryl Gray (81, 82, 84, 85)
Hayward Haynes (86, 87, 88, 89, 90)
Chad Bates (93, 94, 95, 96)
Eric Broe (01, 02, 03)
Garrison Sanborn (06, 07)
Zach Aronson (09)

66

Al Pacifico (55, 56)
Duo Russo (57)
Denmy Schou (58)
Ken Kestner (59, 60)
Frank De Francesco (61)
Dick Hermann (62, 63, 64)
Carlie McNeil (65)
Ken Hart (66, 67, 68)
Joe Strickler (69, 70, 71)
Tom Chandler (72)
Curtis Harris (73, 74)
Charlie Barnes (75)
Gil Wesley (76)
Mike Stewart (77)
Redus Coggin (79, 80, 81)
Parnish Barwick (82, 83, 84, 85, 86)
Robert Stevenson (87)
Scott Schilbrack (88, 89, 90)
Lewis Tyre (91, 92, 94, 95)
Marcello Church (01)
Cornelius Lewis (05)
Jacob Stanley (07, 09)
Joshua Rodriguez (10)
Jacob Stanley (10, 11)

67

Robert Elliott (55, 56)
Tony Fekany (57)
Jim Rogers (58)
Bob Smith (60)
Jerry Bruner (61, 62, 63)
Mike Bugar (65, 66, 67, 68)
Mike Sammons (69)
Collis Dennison (72)
Gary Rose (73, 74, 75, 76)
Ernest Sims (77)
Mark Macek (78, 79, 80)
Mike Hutto (81, 82)
Ulysses Roberson (83, 84, 85)
Phil Carolla (86)
Mark Barron (86)
Kevin Mancini (88, 89, 90, 91)
Juan Laureano (92, 93, 94, 95)
Ross Brannon (96)
Chris Krob (97)
John Frady (03, 04, 06)
Andrew Datko (08, 09, 10, 11)

68

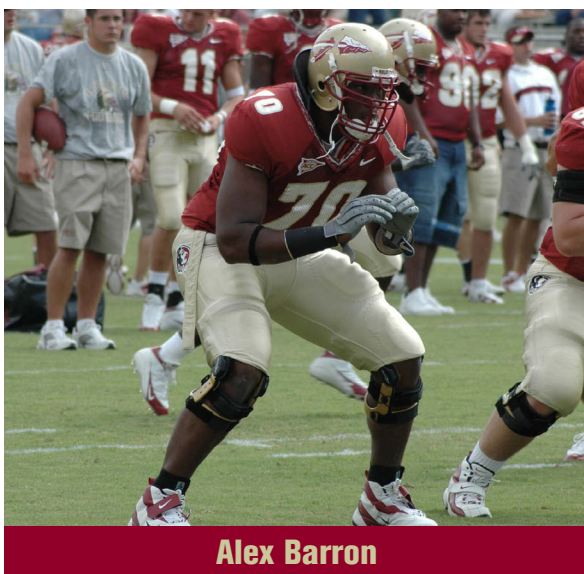
Sid Ingram (56)
Stu Keith (58)
Abner Bigbie (57, 59, 60)
Don Green (61)
Bill Daly (61)
Chester Womack (62)
Joe Parrish (63, 64, 65)
Lary Pendleton (66, 67, 68)
Dan Roatche (69)
Steve Beville (69)
Garis Shaw (72)
Keith Albritton (66)
Alan Risk (73, 74)
Abe Smith (77)
Jeff Field (78, 79, 80)
Lenny Chavers (81, 82, 83, 84, 85)
Michael Tanks (86, 87, 88, 89)
John Flath (90, 91, 92)
Gideon Brown (93, 94)
Jason Whitaker (95, 96, 97, 98, 99)
Blake Williams (01, 02)
Jacky Claude (05, 06, 07)
John Jones (10)

69

Ted Rodrigue (55)
George Canning (58)
Jessie Lane (59)
Jim Wade (61, 62)
Steve Watson (63)
Ed Pope (64, 65, 66)
Tom White (68, 69)
Bobby Anderson (70, 71)
Rudolph Maloy (72)
Bruce Harrison (73, 74, 75)
Mike Good (77, 78, 79)
Darryl Kershaw (80)
Tom McCormick (81, 82, 83)
Joe Ionata (84, 85, 86, 87, 88)
Marty Riggs (84)
Tyrone Barber (89)
Patrick McNeil (90, 91, 92, 93, 94)
Gideon Brown (95)
W.D. Rodeffer (99)
Mike Shaw (01, 02)
Chris Revell (10, 11)

70

Bob Thomas (56)
Joe Wallis (57)
Jim Worthington (58)
Rob Morrow (59)
Tom Slicker (60, 61, 62)
Max Andrews (61)
Larry Strobel (63)
Del Williams (64, 65, 66)



Alex Barron

Roger Minor (69)
Bill Henson (69, 70, 71)
James Malkiewicz (72)
Vic Rivas (73, 74, 75, 76)
Greg Futch (77, 78, 79, 80)
Pat Woolfork (81)
Roger Agne (82, 83, 84, 85)
Todd Stroud (82)
Tony Yeomans (86, 87, 88, 89)
Corey James (91)
John Donaldson (92, 93)
Mark Jackson (93)
Tra Thomas (94, 95, 96, 97)
Roger Whitaker (98, 99)
Alex Barron (00, 01, 02, 03, 04)
Anthony Williams (08, 09, 10)
Josue Matias (11)

73

Bill Musselman (56, 57)
Bill Brown (58)
Steve Kleisius (59, 60, 61)
George Strouse (61)
Avery Sumner (62, 63, 64)
Larry Kissam (65, 66)
Duke Johnston (67, 68, 69)
Dan Daniels (70, 71)
Paul Oglesby (72)
Dan Corcoran (73)
Randy Coffield (74, 75)
Mike Good (76)
Barry Voltapetti (80, 81)
John Thompson (82, 83, 84)
Anthony Williams (85, 86)
Anthony Johnson (87)
Reggie Dixon (88, 89, 90, 91)
Greg Frey (91, 92, 93, 94, 95)
Clay Ingram (97, 98, 99)
Bobby Meeks (00, 01, 02, 03, 04)
Shannon Boatman (06, 07)
Rhonne Sanderson (09, 10)
Neil Goldsmith (10)

74

William Gardner (56, 57)
Clare "Bud" Bagnell (58, 59)
Bill Tyre (60, 61, 62)
Ken Logan (61)
Wayne Spence (69)
Herman Brown (73, 74)
Tom Rushing (75, 76, 77)
Bob Merion (79, 80, 81, 82)
Todd Stroud (83, 84, 85)
Steve Sellers (86)
Jack Allen (86, 87)
Todd McIntosh (89)
Robert Williams (91)
Todd Fordham (93, 94, 95, 96)
Jerry Charnicahel (96, 97, 98, 99, 00)
Brian Ross (02, 03, 04)
Evan Bellamy (07)
Garan Bertrand (10)

75

Paul Smith (57)
Randy Logan (67, 68, 69)
Shane Gibbs (69, 70, 71)
Smokey Ragins (72, 73, 74, 75)
David Jones (76)
Ken Lanier (77, 78, 79, 80)
Jim Thompson (81)
Mike Blue (82)
J.D. Dowell (82, 83, 84)
John Brown (85)
Bryan Law (85)
Pat Tomberlin (86, 87, 88)
Steve Allen (89, 90, 91)
Larry Flemming (93, 94)
Jeremy Bratt (95)
Ronald Boldin (97)
Brett Williams (98, 99, 00, 01, 02)
Ron Lunford (01, 02, 03, 04, 05)
Budd Thacker (06, 07, 08, 09)
Daniel Foose (10, 11)

76

Bob Keys (56)
Royce Bryan (57)
Lou Wallace (58)
Jeff Clark (59)
Marion Bronson (60)
Max Andrews (61, 62)
Tom West (63, 64)
Donnie Eilers (65)
Jack Fenwick (66, 67, 68)
Bill Rimby (69, 70, 71)
Randy Coffield (74, 75)
Walter Carter (76, 77, 78, 79)
Barry Voltapetti (80, 81)
John Thompson (82, 83, 84)
Charles Washington (89)
Eric McGill (90, 91, 92)
Brian Erb (94, 95)
Walter Jones (95, 96)
Ross Brannon (97, 98, 99, 00)
Chris Anderson (02)
Myles Hodish (03, 04, 05)
Darion Rose (06, 07)
Garrett Faircloth (09, 10, 11)

77

William Lee Proctor (55)
Bobby Woodruff (56)
George Boyer (57)
John Spivey (58, 59)
Jesse Odum (60)
Ken Thompson (61)
Bob Mangan (62, 63, 64, 65)
Jeff Churchill (66, 67, 68, 69)
Roger Minor (69, 70, 71)
Paul Philipp (77)
Danny Collier (79, 80, 81)
Randy Carter (82, 83, 84)
Erik Hector (82)
Anthony Johnson (84)
Pablo Lopez (85, 86)
Henry Ostaszewski (87, 88, 89, 90, 91)
Roosevelt Givens (91)
Danny Campbell (93, 94, 95)
Otis Duhart (97, 98, 99, 00, 01)
Joe Tonga (08)
Cameron Erving (10)
Jonathan Wallace (10, 11)

78

John Craig (55, 56, 58)
Lou Wallace (57)
Joe Verbinski (59, 60, 61)
Max Andrews (63)
Charles Pennie (64, 65, 66)
Wayne Johnson (67, 68, 69)
Greg Johnson (72, 73, 74, 75)
Nat Henderson (76, 77, 78)
Mike Coleman (80)
Terry Widner (81, 82, 83)
Brent Reedy (84)
Kenneth Carr (85)
Willie Tilton (85)
Eric Hayes (86, 87, 88, 89)
Johnny Clower (90, 91)
Marcus Long (93, 94, 95, 96)
Donald Heaven (96, 97, 98, 99, 00)
Ron Lunford (01, 02)
Matt Hardrick (06)
Ben Gatewood (10)
Shayne Broxise (10, 11)

ALL-TIME JERSEY NUMBERS



- 79**
 Jerry Graham (56, 58, 59)
 Steve Holton (57)
 Mike Blazovich (60, 61, 62)
 Frank Pennie (63, 64, 65)
 Frank Vohun (66, 67, 68, 69)
 Howard Jacobi (70, 71)
 Bobby Elam (72)
 Tony Falvo (73, 74, 75)
 Louie Richardson (76, 77)
 Garry Futch (79, 80, 81)
 Gerald Nichols (82, 83, 84, 85, 86)
 Gene Houpe (87, 88, 90)
 Eric Gibbs (89)
 Forrest Conoly (91, 92, 93, 94, 95)
 Larry Smith (97)
 Todd Williams (98, 99, 00, 01, 02)
 Dave Overmeyer (05, 06, 07)
 David Spurlock (08, 09, 10, 11)

- 80**
 Ron Schomburger (55, 56, 57)
 Tony Romeo (58, 59, 60)
 John Wachtel (61)
 Rod Luce (62)
 John Wachtel (63, 64)
 Stan Croley (65)
 Doug Gurr (66, 67, 68)
 Steve Beville (69)
 Charlie Hunt (69, 70, 71)
 Pat Booth (72)
 Joe Thomas (73, 74)
 Billy McPhillips (75)
 Scott Warren (76, 77, 78, 79)
 Keith Lester (80)
 Orson Mobley (81)
 Terry Warren (83, 84, 85, 86, 87)
 Reggie Johnson (88, 89, 90)
 Lonnie Johnson (90)
 David White (91)
 Jesse Moore (91)
 Tamarick Vanover (92, 93)
 Scott Scharinger (94)
 Ron Dugans (95, 96, 97, 98, 99)
 Javon Walker (00, 01)
 Lorne Sam (02)
 Joslin Shaw (05, 06, 07)
 Jarmon Fortson (08, 09)
 Rashad Greene (11)

- 81**
 Ham Bisbee (55, 56, 57)
 Bob Kavanaugh (58)
 Bill Tyre (59)
 Cecil Dupree (60)
 Bill Tinsley (61)
 Bob Speer (61)
 Don Floyd (62, 63, 64)
 H.T. Waller (65, 66)
 Jim Tyson (67, 68, 69)
 Ed Beckman (72, 73, 74, 75, 76)
 Jarvis Coursey (78)
 Zeke Mowatt (79, 80, 81, 82)
 Jim Hendley (83)
 David Etheridge (84)

- Justin Owen (84, 85)
 Scott DiMare (85)
 Hoffman Brown (86)
 Phil Carollo (87, 88)
 Kevin Knox (89, 90, 91, 92, 93)
 Toledo Wall (93)
 Melvin Pearsall (94, 95, 96, 97)
 Nick Franklin (98, 99, 00)
 P.K. Sam (01, 02)
 DeCody Fagg (04, 05, 06, 07)
 Caz Piurowski (08, 09)
 Kenny Shaw (10, 11)

- 82**
 Bob Nellums (56)
 Bill Jacobs (57)
 Larry Slaton (58, 59)
 George Tillman (60, 61)
 Jim Causey (62, 63)
 Wayne McDuffie (64)
 Jack Fenwick (65)
 Lane Fenner (66, 67)
 Rhett Dawson (68, 69, 70, 71)
 Mike Allen (72, 73, 74)
 Keith Tuten (75)
 Keith Singletary (76)
 Tony Johnson (80, 81, 82, 83)
 Randy White (84, 85, 86, 87)
 Brad Lundstrom (88, 89, 90, 91)
 Terry Davis (93, 94)
 Jason Floyd (96, 97)
 Pooh Bear Williams (97)
 Alvin Morrow (97)
 Bill Dawson (61, 62, 63, 64)
 Patrick Hughes (98, 99, 00, 01, 02)
 D.J. Norris (06)
 Patrick Harrington (05)
 John Frady (07)
 Taiwan Easterling (08)
 Willie Haulstead (09, 10, 11)

- 83**
 Bob Fountain (56, 58)
 Jim Elk (57)
 Gene Schlickman (57)
 Don Sellers (59)
 Dan Eubanks (60)
 Mark Riggs (61)
 Bill Dawson (61, 62, 63, 64)
 Thurston Taylor (65, 66, 67)
 Ron Wallace (68, 69)
 Bert Cooper (70, 71)
 Ricky Blythe (72)
 Detroit Reynolds (73, 74, 75, 76)
 William Keck (77)
 Ron Hester (78, 79, 80, 81)
 Stanley Scott (83, 84, 85)
 Stacy Davis (97, 98)
 Devarud Darling (00, 01)
 Chris Hall (02)
 Robert Halback (03)
 Joslin Shaw (03)
 Lawrence Timmons (04, 05, 06)
 Bert Reed (08, 09, 10, 11)

- 84**
 Clare "Bud" Bagnell (56, 57)
 Bill Kimber (56, 57, 58)
 George Ehlers (59, 60)
 Hank Sytsma (61, 62)
 George D'Allesandro (63, 64, 65)
 Chip Glass (66, 67, 68)
 Mike Glass (69)
 Gary Parris (69, 70, 71)
 Randy Coffield (72, 73)
 Rudolph Thomas (75)
 Greg Lazzaro (76, 77)
 Sam Childers (79, 80, 81)
 Garth Jax (82, 83, 84, 85)
 Bruce LaSane (86)
 Johnny Clower (87)
 Bruce Gooch (88)
 Warren Hart (89, 90, 91)
 Ernie Green (93)
 Robert Morris (93)
 Myron Jackson (94, 95, 96, 97, 98)
 Gennaro Jackson (99, 00)
 Justin Tomberlin (01)
 Travis Smith (02)
 Robert Hallback (04, 05, 06)
 Chase Walker (07)
 Rodney Smith (09, 10, 11)

- 85**
 Tom Fearstar (55)
 Bob Nellums (57)
 Herman Brown (58)
 Fred Grimes (59, 60, 61)
 Fred Biletnikoff (62)
 Dale Twitchell (63)
 John Hosack (64)
 Pete Roberts (65)
 Floyd Ratliff (67, 68)
 Bill Shaw (69, 70, 71)
 Karl Passwaters (72)
 Dave Porter (73, 74, 75, 76)
 Grady King (77, 78, 79)
 David Ponder (80, 81, 82, 83)
 Phillip Bryant (84)
 Pat Carter (85, 86, 87)
 Johnny Clower (88, 89)
 Eric Smith (90)
 Tomny Johnson (91, 92, 93)
 Andre Wadsworth (94, 95, 96, 97)
 Talman Gardner (98)
 Ryan Sprague (99, 00)
 Jesse Stein (02, 03)
 Chauncey Stovell (02)
 Richard Goodman (05, 06)
 Josh Dobbie (07)
 Ja Baris Little (08, 09, 10, 11)

- 88**
 Henry Wetherington (56)
 Pete Fleming (57)
 Bob Stewart (58)
 Jim Hooks (58, 59)
 Bill Lee (60)
 Don Watson (61)
 Mike Sheley (61)
 Cliff Gunter (62, 64)
 John Roberts (63)
 Jerry Jones (65, 66, 67)
 Beryl Rice (68, 69)
 Larry Jones (72)
 Danny Witcher (73, 74)
 Willie Jones (75, 76, 77, 78)
 Jeff Bowden (79, 80, 81, 82)
 Hassan Jones (83, 84, 85)
 Anthony Moss (86)
 Bruce LaSane (87, 88, 89)
 Kez McCorvey (90, 91, 92, 93, 94)
 Carver Donaldson (97, 98, 99, 00, 01)
 Derrick Lewis (97)
 Lonnie Davis (02)
 Donnie Carter (03, 05)
 Beau Reliford (08, 09, 10, 11)

- 89**
 Gerald Philp (56)
 John Spivey (57)
 Pete Fleming (58)
 Jim Alvarez (59)
 Kip Marchman (61)
 John McConaughay (62)
 Max Wettstein (63, 64, 65)
 Ron Sellers (66)
 Bob Menendez (66, 67)
 J.W. McKinnie (69)
 Kent Corral (70, 71)
 Tom McDougal (72)
 Collis Dennison (73)
 Mark Marshall (75)
 Milton Raysor (78)
 Chris Nickrenz (79)
 Tom Wheeler (80, 81, 82, 83)
 Pat Carter (84)
 Pat Tomberlin (85)
 Scott Schilbrack (86)
 Howard Dinkins (87, 88, 89, 90, 91)

- 86**
 Jim Arnold (56, 57)
 Jim Hooks (57)
 Jim Daniel (58, 59, 60)
 Cliff Gunter (61)
 Wallace West (62)
 Buddy Blankenship (63, 64, 65)
 Jeff Chapman (66)
 Randy Hall (69)
 Mike Glass (70, 71)
 Joe Thomas (72)
 Tom McDougal (73)
 Roger Overby (76, 77)
 Bill Keck (78, 79)
 Mike Katz (80)
 John McLean (80, 81, 82, 83)
 Carlton Scott (84, 85)
 Darryl Newman (89)
 Eric Shaw (89)
 Marvin Ferrell (90, 91)
 Tyrant Marion (92, 93, 94, 95)
 Gennaro Stringer (97, 98, 99)
 Michael Boulware (00)
 Joey Kaleikini (02, 03)
 Rod Owens (05, 06, 07, 08, 09)

- 87**
 William Swilley (55)
 Roy Jones (57)
 Ron Hinson (58)
 Abner Bigbie (59)
 Buddy Yarbrough (60)
 Y.C. McNeese (61)
 Bill Logay (61)
 Terry Garvin (63, 64, 65)
 Wayne McDuffie (66)
 Phil Yeldell (67)
 Bill Rimbly (68)
 Ted Zaffran (69)
 Russel Castleberry (71)
 John Palermo (72)
 Wayne Maloy (73, 74, 75, 76)
 Ken McCranie (77)
 Phillip Williams (78, 79, 80, 81)
 Orlando Reyes (82)
 Jesse Solomon (83)
 Gaylon White (83, 84, 85, 86, 87)
 Tomny Fagan (89, 90)
 Jeff Beckles (91)
 Aaron Dely (91)
 Jimm Patterson (92)
 Billy Glenn (93, 94)
 Kevin Prohette (96)
 Robert Morgan (98, 99, 00, 01, 02)
 Matt Root (04, 05)
 Caz Piurowski (07)
 Cameron Wade (08, 09, 10)

- 88**
 Henry Wetherington (56)
 Pete Fleming (57)
 Bob Stewart (58)
 Jim Hooks (58, 59)
 Bill Lee (60)
 Don Watson (61)
 Mike Sheley (61)
 Cliff Gunter (62, 64)
 John Roberts (63)
 Jerry Jones (65, 66, 67)
 Beryl Rice (68, 69)
 Larry Jones (72)
 Danny Witcher (73, 74)
 Willie Jones (75, 76, 77, 78)
 Jeff Bowden (79, 80, 81, 82)
 Hassan Jones (83, 84, 85)
 Anthony Moss (86)
 Bruce LaSane (87, 88, 89)
 Kez McCorvey (90, 91, 92, 93, 94)
 Carver Donaldson (97, 98, 99, 00, 01)
 Derrick Lewis (97)
 Lonnie Davis (02)
 Donnie Carter (03, 05)
 Beau Reliford (08, 09, 10, 11)

- 89**
 Gerald Philp (56)
 John Spivey (57)
 Pete Fleming (58)
 Jim Alvarez (59)
 Kip Marchman (61)
 John McConaughay (62)
 Max Wettstein (63, 64, 65)
 Ron Sellers (66)
 Bob Menendez (66, 67)
 J.W. McKinnie (69)
 Kent Corral (70, 71)
 Tom McDougal (72)
 Collis Dennison (73)
 Mark Marshall (75)
 Milton Raysor (78)
 Chris Nickrenz (79)
 Tom Wheeler (80, 81, 82, 83)
 Pat Carter (84)
 Pat Tomberlin (85)
 Scott Schilbrack (86)
 Howard Dinkins (87, 88, 89, 90, 91)



Kameron Wimbley

- Tyrant Marion (91)
 Wayne Messam (92, 93, 94, 95, 96)
 Robert Morgan (97)
 Jason Floyd (98)
 Alonzo Jackson (99)
 Brian Sawyer (01, 02, 03)
 Greg Carr (05, 06, 07)
 Louis Givens (09)
 Christian Green (10, 11)

- 90**
 Bob Stewart (58)
 Billy McPhillips (72)
 Bert Cooper (73, 74)
 Louis Richardson (75)
 Edebur Richardson (77, 78, 79)
 Allen Dale Campbell (80, 81, 82)
 Grady Martin (84, 85)
 Lamar Williams (86, 87)
 Eric McGill (88, 89)
 Billy Glenn (90)
 Scottie McLaren (90, 91)
 Derrick Alexander (91, 92, 93, 94)
 Greg Spires (95, 96, 97)
 Kevin Emanuel (99, 00, 01, 02, 03)
 Aaron Jones (05)
 Moses McCray (08, 09, 10, 11)

- 91**
 John Martin (58)
 Ricky Satterfield (70)
 Nat Henderson (73, 75)
 Pat Cicalese (85)
 Carlton Jones (78)
 John Diamantas (79, 80)
 Brent Reedy (82, 83)
 Willie Tilton (83)
 Jesse Solomon (84)
 Anthony Johnson (85, 86)
 Deondri Clark (89, 90, 91, 92)
 Tra Thomas (93)
 Kevin Emanuel (98)
 Jeff Womble (99, 00, 01, 02, 03)
 Emmanuel Dunbar (06, 07, 08)
 Craig Yarborough (09)
 Cornelius "Tank" Carradine (11)

- 92**
 David Roberts (81)
 Mark Lantrip (82, 83)
 Tom O'Malley (84, 85, 86, 87, 88)
 Marvin Ferrell (89)
 James Roberson (90)
 Eric Romano (91)
 Matt Platto (91)
 Michael Hendricks (92)
 Gerald Owens (93)
 Orpheus Roye (94)
 Jerry Johnson (95, 96, 97, 98, 99)
 Travis Johnson (00)
 Chris Bradwell (02)
 Darrell Burston (02, 03, 04, 05, 06)
 Anthony McCloud (10, 11)

- 93**
 David Ellis (79)
 Rick Houston (80)
 Jim Hendley (82, 84)
 Eric Hayes (85)
 Shelton Thompson (86, 87, 88, 89)
 Chris Coward (90, 91, 92, 93, 94)
 Chris Collins (93)
 Chris Walker (95, 96, 97, 98, 99)
 Eric Powell (00, 01, 02)
 Letroy Guion (05, 06, 07)
 Everett Dawkins (08, 09, 10, 11)

- 94**
 Mark Sims (79, 80, 81)
 John Bamber (82)
 Shawn Thomas (83, 84)
 Eric Krohn (85, 86, 87)
 John Flath (89)
 Toddrick McIntosh (90, 91, 92, 93)
 Sean Mitchell (94, 95, 96, 97)
 Bart Schucts (86, 87)
 O.J. Jackson (98, 99, 00, 01, 02)
 Chauncey Davis (03, 04)
 Justin Mincey (06, 07, 08, 09)
 Darius Cummings (10, 11)

- 95**
 Terry Widner (79, 80)
 Kevin Griffis (82, 83)
 Tim Hebron (82, 83, 84)
 Pat Cicalese (85)
 Greg Rinehart (87)
 Scott Schilbrack (87)
 Carl Simpson (89, 90, 91, 92)
 Julian Pittman (93, 94, 95, 96, 97)
 Rian Cason (98, 99, 00, 01)
 Chauncey Davis (01)
 Kameron Wimbley (03, 04, 05)
 Kevin McNeil (06, 08, 09)
 Bjorn Werner (10, 11)

- 96**
 Jerry Riopelle (80)
 Pete Pantone (81, 82, 83, 84, 85)
 Joe Jordan (86)
 Greg Rinehart (87)
 James Chaney (88, 89, 90, 91)
 Mike Spencer (91)
 Tom O'Malley (92, 93, 94, 95, 96)
 Char-ron Dorsey (97)
 Larry Smith (98)
 Randy Wilkins (99, 00)
 Donnie Carter (01, 02)
 Andre Fluellen (03, 04, 05, 06, 07)
 Toshmon Stevens (08, 09, 10, 11)

- 97**
 Herbert Harp (79, 80)
 Tim Flasher (81, 82)
 Lenx Jackson (83)
 Mark Salva (84)
 Chris Miller (85)
 Mike Goodman (86)
 Reggie Freeman (88, 89, 90, 91, 92)
 Rhodney Williams (93, 94)
 Roland Seymour (96)
 Randy Wilkins (98)
 Tony Benford (98, 99, 00, 01, 02)
 Clifton Dickson (03, 04)
 Eli Charles (06, 07)
 Demonte McAllister (10, 11)

- 98**
 Brad Fotit (80, 81, 82, 83)
 Willie Tilton (84)
 Keith Southwood (85)
 Tony Yeomans (85)
 Bart Schucts (86, 87)
 Oliver Strickland (88, 89, 90)
 Kelly Rush (91)
 Ben Mayer (93)
 Melvin Holland (94)
 Orpheus Roye (95)
 David Tulloch (96, 97)
 Chris Woods (98, 99, 00, 01)
 Broderick Bunkley (02)
 Alex Boston (04, 05, 06, 07)
 Markus White (08, 09, 10)
 Cameron Erving (11)

- 99**
 Ricky Rendre (79)
 Ron Moore (81)
 Brian Slack (82)
 Tommy Wilkins (82)
 Bruce Heggie (83, 84, 85, 86)
 Anthony Moss (87, 88, 89, 90)
 Dulack Guerrier (91, 92, 93, 94)
 Larry Smith (95, 96)
 David Warren (97, 98, 99, 00)
 Travis Johnson (01, 02, 03, 04)
 Everett Brown (06, 07, 08)
 Jacobbi McDaniel (09, 10)



Lawrence Timmons



Anquan Boldin

Antone Smith

Leon Washington

Christian Ponder



Seminoles in the Pros BY THE NUMBERS

239
FSU players selected in the NFL or AFL drafts since 1951

53
Seminoles who have played in a Super Bowl; 27 of whom were on winning teams

36
NFL first round draft selections

27
Consecutive years FSU has had a player selected in the NFL Draft

27
Seminoles selected to at least one Pro Bowl

8
Defensive backs selected in the first round

6
Defensive ends selected in the first round

2
'Noles in the Pro Football Hall of Fame – Fred Biletnikoff and Deion Sanders

1
Super Bowl MVP – Dexter Jackson, Tampa Bay (2002)



SEMINOLES IN THE PROS



Deion Sanders



Warrick Dunn



Lawrence Timmons

SEMINOLES IN THE PROS



Antonio Cromartie



Graham Gano



Leon Washington

2012 NFL Draftees


Nigel Bradham	OLB	Buffalo Bills	4th (105)
Zebrie Sanders	OL	Buffalo Bills	5th (144)
Mike Harris	CB	Jacksonville Jaguars	6th (176)
Andrew Datko	OL	Green Bay Packers	7th (241)

Seminoles on NFL Rosters

Alex Barron	Seattle Seahawks
Anquan Boldin	Baltimore Ravens
Nigel Bradham	Buffalo Bills
Everette Brown	Detroit Lions
Brodrick Bunkley	New Orleans Saints
Tony Carter	Denver Broncos
Antonio Cromartie	New York Jets
Andrew Datko	Green Bay Packers
Chauncey Davis	Chicago Bears
Darnell Dockett	Arizona Cardinals
Andre Fluellen	Detroit Lions
Graham Gano	Washington Redskins
Richard Goodman	San Diego Chargers
Letroy Guion	Minnesota Vikings

Mike Harris	Jacksonville Jaguars
Geno Hayes	Chicago Bears
Mario Henderson	San Diego Chargers
Chris Hope	Atlanta Falcons
Rodney Hudson	Kansas City Chiefs
Sebastian Janikowski	Oakland Raiders
Greg Jones	Jacksonville Jaguars
Terrance Parks	Kansas City Chiefs
Christian Ponder	Minnesota Vikings
Shawn Powell	Buffalo Bills
Bert Reed	Cleveland Browns
Beau Reliford	Washington Redskins
Patrick Robinson	New Orleans Saints
Myron Rolle	Pittsburgh Steelers
Garrison Sanborn	Buffalo Bills
Zebrie Sanders	Buffalo Bills
Antone Smith	Atlanta Falcons
Lawrence Timmons	Pittsburgh Steelers
Leon Washington	Seattle Seahawks
Dekoda Watson	Tampa Bay Buccaneers
Markus White	Washington Redskins
Kameron Wimbley	Tennessee Titans

Note: Lorenzo Booker, Montrae Holland, Bryant McFadden, Eric Moore and Ernie Sims were all unrestricted free agents at press time.




Tony Carter



Darnell Dockett



Patrick Robinson



Sebastian Janikowski



SEMINOLES IN THE PROS



Letroy Guion



Rodney Hudson



Garrison Sanborn

FSU Consensus NFL All-Rookie Selections

Alphonso Carreker	Green Bay Packers, 1984
Bobby Jackson	New York Jets, 1987
Lawrence Dawsey	Tampa Bay Buccaneers, 1991
Derrick Brooks	Tampa Bay Buccaneers, 1995
Corey Fuller	Minnesota Vikings, 1995
Tamarick Vanover	Kansas City Chiefs, 1995
Peter Boulware	Baltimore Ravens, 1997
Warrick Dunn	Tampa Bay Buccaneers, 1997 (NFL Offensive Rookie of the Year)
Walter Jones	Seattle Seahawks, 1997
Andre Wadsworth	Arizona Cardinals, 1998
Corey Simon	Philadelphia Eagles, 2000
Tommy Polley	St. Louis Rams, 2001 (NFL Defensive Rookie of the Year)
Anquan Boldin	Arizona Cardinals, 2003 (NFL Offensive Rookie of the Year)
Michael Boulware	Seattle Seahawks, 2004
Darnell Dockett	Arizona Cardinals, 2004
Ernie Sims	Detroit Lions, 2006

FSU Super Bowl Participants

Dale McCullers	Baltimore Colts, 1969
Ron Sellers	Miami Dolphins, 1973
Fred Biletnikoff	Oakland Raiders, 1968, 1977
J.T. Thomas	Pittsburgh Steelers, 1975, 1976, 1979
Willie Jones	Oakland Raiders, 1981
Mike Shumann	San Francisco 49ers, 1982
Dennis McKinnon	Chicago Bears, 1985
Ken Lanier	Denver Broncos, 1987, 1988, 1990
Zeke Mowatt	New York Giants, 1987
Alphonso Carreker	Denver Broncos, 1987
Odell Haggins	Buffalo Bills, 1991
Rick Tuten	Buffalo Bills, 1991; St. Louis Rams, 2000
Martin Mayhew	Washington Redskins, 1992
Dexter Carter	San Francisco 49ers, 1995
Dedrick Dodge	San Francisco 49ers, 1995; Denver Broncos, 1998
William Floyd	San Francisco 49ers, 1995
Deion Sanders	San Francisco 49ers, 1995; Dallas Cowboys, 1996
Rohn Stark	Pittsburgh Steelers, 1996
Edgar Bennett	Green Bay Packers, 1997
LeRoy Butler	Green Bay Packers, 1997, 1998
Andre Cooper	Denver Broncos, 1998
Devin Bush	Atlanta Falcons, 1999; St. Louis Rams, 2000
Henri Crockett	Atlanta Falcons, 1999
Amp Lee	St. Louis Rams, 2000
Kevin Long	Tennessee Titans, 2000
Samari Rolle	Tennessee Titans, 2000
Peter Boulware	Baltimore Ravens, 2001
Terrell Buckley	New England Patriots, 2002
Tommy Polley	St. Louis Rams, 2002
Derrick Brooks	Tampa Bay Buccaneers, 2003
Tony Bryant	Oakland Raiders, 2003
Zack Crockett	Oakland Raiders, 2003
Derrick Gibson	Oakland Raiders, 2003

Dexter Jackson	Tampa Bay Buccaneers, 2003*
Sebastian Janikowski	Oakland Raiders, 2003
Brad Johnson	Tampa Bay Buccaneers, 2003
Greg Spires	Tampa Bay Buccaneers, 2003
David Warren	Oakland Raiders, 2003
Brian Allen	St. Louis Rams, 2002; Carolina Panthers, 2004
Chris Weinke	Carolina Panthers, 2004
P.K. Sam	New England Patriots, 2005
Corey Simon	Philadelphia Eagles, 2005
Tra Thomas	Philadelphia Eagles, 2005
Michael Boulware	Seattle Seahawks, 2006
Chris Hope	Pittsburgh Steelers, 2006
Walter Jones	Seattle Seahawks, 2006
Peter Warrick	Seattle Seahawks, 2006
Ray Willis	Seattle Seahawks, 2006
Anquan Boldin	Arizona Cardinals, 2008
Darnell Dockett	Arizona Cardinals, 2008
Bryant McFadden	Pittsburgh Steelers, 2006, 2008, 2011
Chris Hope	Pittsburgh Steelers, 2008
Lawrence Timmons	Pittsburgh Steelers, 2008, 2011

Bold = Super Bowl Champion
* = Super Bowl MVP

FSU Pro Bowl Selections

Ron Sellers	New England Patriots, 1969
Fred Biletnikoff	Oakland Raiders, 1971, 72, 74, 75
J.T. Thomas	Pittsburgh Steelers, 1978
Rohn Stark	Indianapolis Colts, 1986, 87, 91, 93
Marion Butts	San Diego Chargers, 1991
Deion Sanders	Atlanta Falcons, 1992, 93 San Francisco, 1994
LeRoy Butler	Dallas Cowboys, 1996, 97, 98, 99
Rick Tuten	Green Bay Packers, 1993, 95, 96, 97, 98, 99
Derrick Brooks	Seattle Seahawks, 1994
Warrick Dunn	Tampa Bay, 1997, 98, 99, 00, 01, 02, 03, 04, 05, 06, 08
Warrick Dunn	Tampa Bay Buccaneers, 1997, 00
Peter Boulware	Atlanta Falcons, 2005
Brad Johnson	Baltimore Ravens, 1998, 99, 02, 03
Walter Jones	Washington Redskins, 1999
Sam Cowart	Tampa Bay, 2003
Scott Player	Seattle Seahawks, 1999, 01, 02, 03, 04, 05, 06, 07, 08
Samari Rolle	Buffalo Bills, 2000
Anquan Boldin	Arizona Cardinals, 2000
Laveranues Coles	Tennessee Titans, 2000
Corey Simon	Arizona Cardinals, 2003, 06, 08
Tra Thomas	Washington Redskins, 2003
Javon Walker	Philadelphia Eagles, 2003
Antonio Cromartie	Philadelphia Eagles, 2003, 04
Greg Jones	Green Bay Packers, 2004
Darnell Dockett	San Diego Chargers, 2007
Chris Hope	San Diego Chargers, 2007
Leon Washington	Jacksonville Jaguars, 2007
Sebastian Janikowski	Arizona Cardinals, 2007, 09, 2010
	Tennessee Titans, 2008
	New York Jets, 2008
	Oakland Raiders, 2011



NFL DRAFT HISTORY

Year	Name	Pos	Team	Round
1950	Jerry Morrical	DL	Detroit Lions	free agent
1951	Mike Sellers	B	Cleveland Browns	12th
	Wayne Benner	B	Cleveland Browns	24th
	Bill Driver	B	Cleveland Browns	29th
1952	Roy Thompson	B	Cleveland Browns	12th
1954	Bobby Fiveash	RB	San Francisco 49ers	16th
	Tom Feamster	OT	Chicago Bears	25th
	Bill Mote	OT	New York Giants	29th
1955	Tom Feamster	OT	Los Angeles Rams	4th
	Bill Proctor	OL	Cleveland Browns	20th
1956	George Boyer	LB	Los Angeles Rams	8th
	Jerry Jacobs	OG	Pittsburgh Steelers	19th
	Ron Schomster	OT	Baltimore Colts	free agent
1957	Lee Corso	QB	Chicago Cardinals	29th
1958	Bobby Renn	DB	Cleveland Browns	22nd
	Ron Schomburger	OL	Washington Redskins	23rd
1959	Bill Kimber	DE	New York Giants	free agent
1960	Joe Majors	DB	Houston Oilers	free agent
1961	Bud Whitehead	RB	LA Chargers	16th (AFL)
	Tony Romeo	TE	Washington Redskins	19th
	Bill Kimber	DE	Minnesota Vikings (expansion)	
	Bobby Renn	DB	New York Jets	free agent
1962	Don Donatelli	C	St. Louis Cardinals	18th
	Ed Trancygier	QB	Washington Redskins	20th
1963	Keith Kinderman	RB	San Diego Chargers	3rd (AFL)
			Green Bay Packers	8th (NFL)
1964	Bill Dawson	TE	Los Angeles Rams	12th (NFL)
			Boston Patriots	19th (AFL)
1965	Fred Biletnikoff	WR	Oakland Raiders	2nd (AFL)
			Detroit Lions	3rd (NFL)
	Steve Tensi	QB	San Diego Chargers	4th (AFL)
			Baltimore Colts	16th (NFL)
	Don Floyd	DE	San Diego Chargers	14th (AFL)
	Jack Edwards	C	San Diego Chargers	20th (AFL)
	Frank Pennie	OT	Oakland Raiders	9th (AFL Redshirt draft)
	Dick Hermann	LB	Oakland Raiders	free agent

1966	Jack Shinholser	LB	Washington Redskins	9th (NFL)
			Oakland Raiders	19th (AFL)
	Jim Mankins	FB	Green Bay Packers	12th (NFL)
			Miami Dolphins	6th (AFL Redshirt draft)
	Bill McDowell	LB	San Diego Chargers	20th (AFL)
	Joe Avezzano	C	Boston Patriots	6th (AFL Redshirt draft)
	Max Wettstein	TE	Denver Broncos	free agent
1967	Del Williams	C	New Orleans Saints	3rd (79)
	Larry Kissam	T	Miami Dolphins	17th (422)
	Les Murdock	K	New York Giants	free agent
1968	Kim Hammond	QB	Miami Dolphins	6th (142)
	Lane Fenner	WR	San Diego Chargers	7th (183)
	Thurston Taylor	TE	Philadelphia Eagles	12th (312)
	Bill Moreman	RB	New York Giants	14th (368)
	Wayne McDuffie	C	Cleveland Browns	17th (455)
1969	Ron Sellers	SE	Boston Patriots	1st (6)
	Chip Glass	TE	Cleveland Browns	3rd (72)
	Bill Rhodes	G	St. Louis Cardinals	4th (97)
	Walt Sumner	DB	Cleveland Browns	7th (176)
	Dale McCullers	LB	Miami Dolphins	12th (297)
1970	Bill Cappelman	QB	Minnesota Vikings	2nd (51)
	Grant Guthrie	K	Buffalo Bills	6th (135)
	Jeff Curchin	OT	Chicago Bears	6th (136)
	Phil Abraraia	DB	Chicago Bears	15th (366)
1971	Tom Bailey	RB	Philadelphia Eagles	10th (256)
1972	Rhett Dawson	WR	Houston Oilers	10th (240)
	Richard Amman	DE	Dallas Cowboys	10th (260)
	Kent Gaydos	TE	Oakland Raiders	12th (306)
1973	Barry Smith	WR	Green Bay Packers	1st (21)
	J.T. Thomas	DB	Pittsburgh Steelers	1st (24)
	Gary Huff	QB	Chicago Bears	2nd (33)
	Eddie McMillen	DB	Los Angeles Rams	4th (95)
	Charlie Hunt	LB	San Francisco 49ers	10th (253)
	Gary Parris	TE	San Diego Chargers	15th (372)
1974	Buzzy Lewis	DB	Baltimore Colts	17th (436)
	Duane Carroll	P	Dallas Cowboys	free agent
1975	Bert Cooper	LB	New York Jets	12th (299)
1976	Greg Johnson	DT	Philadelphia Eagles	5th (135)
	Randy Coffield	LB	Seattle Seahawks	10th (266)
	Lee Nelson	DB	St. Louis Cardinals	15th (420)
	Eddie McMillen	DB	Seattle Seahawks	(expansion)
	Barry Smith	WR	Tampa Bay	(expansion)

1977	Gary Woolford	DB	Houston Oilers	6th (148)
	Steve Mathieson	QB	Detroit Lions	9th (236)
	Ed Beckman	TE	Kansas City Chiefs	free agent
1978	Bobby Jackson	DB	New York Jets	6th (141)
	Louis Richardson	DE	New York Jets	10th (254)
	Larry Key	RB	Green Bay Packers	10th (256)
	Nat Terry	DB	Pittsburgh Steelers	11th (279)
	Mark Meseroll	OT	New Orleans Saints	free agent
	Mike Shumann	WR	San Francisco 49ers	free agent
1979	Willie Jones	DE	Oakland Raiders	2nd (42)
	Nate Henderson	OT	St. Louis Cardinals	11th (283)
1980	Mark Lyles	RB	Cincinnati Bengals	8th (196)
	Jackie Flowers	WR	Dallas Cowboys	9th (246)
	Walter Carter	DT	Oakland Raiders	10th (264)
	Jimmy Jordan	QB	New England Patriots	12th (320)
1981	Bobby Butler	DB	Atlanta Falcons	1st (25)
	Ken Lanier	OT	Denver Broncos	5th (125)
	Ron Simmons	DT	Cleveland Browns	6th (160)
	Paul Piurowski	LB	Dallas Cowboys	8th (218)
	Bill Capece	K	Houston Oilers	12th (324)
	Leon Bright	RB	New York Giants	free agent
	Hector Gray	DB	Detroit Lions	free agent
1982	Rohn Stark	P	Baltimore Colts	2nd (34)
	Ron Hester	LB	Miami Dolphins	6th (164)
	Mike Whiting	RB	Dallas Cowboys	11th (304)
1983	Harvey Clayton	DB	Pittsburgh Steelers	free agent
	Dennis McKinnon	WR	Chicago Bears	free agent
	Scott McLean	LB	Dallas Cowboys	free agent
	Zeke Mowatt	TE	New York Giants	free agent
1984	Alphonso Carreker	DE	Green Bay Packers	1st (112)
	Weegie Thompson	WR	Pittsburgh Steelers	4th (108)
1985	Jessie Hester	WR	Los Angeles Raiders	1st (23)
	Greg Allen	RB	Cleveland Browns	2nd (35)
	Billy Allen	RB	New Orleans Saints	4th (95)
	Eric Riley	DB	Denver Broncos	8th (222)
	David Ponder	DT	Dallas Cowboys	free agent
1985	Roosevelt Snipes	RB	San Francisco 49ers	8th supplemental draft
1986	Hassan Jones	WR	Minnesota Vikings	5th (120)
	John Ionata	G	Dallas Cowboys	9th (242)
	Cletis Jones	RB	New England Patriots	10th (276)
	Garth Jax	LB	Dallas Cowboys	11th (296)
	Jesse Solomon	LB	Minnesota Vikings	12th (318)
	Isaac Williams	DT	Indianapolis Colts	12th (326)
	Jamie Dukes	OL	Atlanta Falcons	free agent
1987	Gerald Nichols	NT	New York Jets	7th (187)
	Louis Berry	P	Atlanta Falcons	free agent
	Jim Hendley	C	Atlanta Falcons	free agent
	Fred Jones	LB	Kansas City Chiefs	free agent
	Kim Mack	DB	Seattle Seahawks	free agent
	Lee Paige	DB	Tampa Bay	free agent
	Stanley Scott	DE	Miami Dolphins	free agent
1988	Pat Carter	TE	Detroit Lions	2nd (32)
	Paul McGowan	LB	Minnesota Vikings	9th (237)
	Martin Mayhew	DB	Buffalo Bills	10th (262)
	Danny McManus	QB	Kansas City Chiefs	11th (282)
1989	Deion Sanders	DB	Atlanta Falcons	1st (5)
	Sammie Smith	RB	Miami Dolphins	1st (9)
	Pat Tomberlin	G	Indianapolis Colts	4th (99)
	Marion Butts	RB	San Diego Chargers	7th (183)
	Victor Floyd	RB	San Diego Chargers	11th (287)
	Stan Shiver	DB	Green Bay Packers	12th (310)
	Steve Gabbard	OT	Philadelphia Eagles	free agent
	Rick Tuten	P	Philadelphia Eagles	free agent
1990	Dexter Carter	RB	San Francisco 49ers	1st (25)
	LeRoy Butler	DB	Green Bay Packers	2nd (48)
	Peter Tom Willis	QB	Chicago Bears	3rd (63)
	Ron Lewis	WR	San Francisco 49ers	3rd (68)
	Eric Hayes	DT	Seattle Seahawks	5th (119)
	Odell Haggins	DT	San Francisco 49ers	9th (248)
	Terry Anthony	WR	Tampa Bay	11th (281)
1991	Reggie Johnson	TE	Denver Broncos	2nd (30)
	Lawrence Dawsey	WR	Tampa Bay	3rd (66)
	Anthony Moss	LB	New York Giants	5th (139)
	Richie Andrews	K	Detroit Lions	6th (151)
	Hayward Haynes	OG	New Orleans Saints	7th (182)
	Corian Freeman	LB	Atlanta Falcons	free agent
	Dedrick Dodge	DB	Seattle Seahawks	free agent



Dekoda Watson



NFL DRAFT HISTORY



Christian Ponder

1992	Terrell Buckley	DB	Green Bay Packers	1st (5)
	Amp Lee	RB	San Francisco 49ers	2nd (45)
	Howard Dinkins	LB	Atlanta Falcons	3rd (73)
	Casey Weldon	QB	Philadelphia Eagles	4th (102)
	Edgar Bennett	RB	Green Bay Packers	4th (103)
	Brad Johnson	QB	Minnesota Vikings	9th (227)
1993	Marvin Jones	LB	New York Jets	1st (4)
	Carl Simpson	DT	Chicago Bears	2nd (35)
	Dan Footman	DE	Cleveland Browns	2nd (42)
	Reggie Freeman	LB	New Orleans Saints	2nd (53)
	Sterling Palmer	DE	Washington Redskins	4th (101)
	Shannon Baker	WR	Atlanta Falcons	8th (205)
1994	William Floyd	RB	San Francisco 49ers	1st (28)
	Lonnie Johnson	TE	Buffalo Bills	2nd (61)
	Corey Sawyer	DB	Cincinnati Bengals	4th (104)
	Sean Jackson	RB	Houston Oilers	4th (129)
	Kevin Knox	WR	Buffalo Bills	6th (192)
	Toddrick McIntosh	DT	Dallas Cowboys	7th (216)
1995	Derrick Alexander	DE	Minnesota Vikings	1st (11)
	Devin Bush	DB	Atlanta Falcons	1st (26)
	Derrick Brooks	LB	Tampa Bay	1st (28)
	Corey Fuller	DB	Minnesota Vikings	2nd (55)
	Zack Crockett	RB	Indianapolis Colts	3rd (79)
	Tamarick Vanover	WR	Kansas City Chiefs	3rd (81)
	Chris Cowart	LB	San Diego Chargers	4th (100)
	Clifton Abraham	DB	Tampa Bay	5th (143)
	Kez McCorvey	WR	Detroit Lions	5th (156)
	OMar Ellison	WR	San Diego Chargers	5th (162)
1996	Clay Shiver	C	Dallas Cowboys	3rd (67)
	Danny Kanell	QB	New York Giants	4th (130)
	Phillip Riley	WR	Philadelphia Eagles	6th (199)
	Orpheus Roye	DE	Pittsburgh Steelers	6th (200)
	Lewis Tyre	OG	Pittsburgh Steelers	free agent
	Andy Crowe	DS	Chicago Bears	free agent
	Dennis Andrews	FB	Kansas City Chiefs	free agent
1997	Peter Boulware	DE	Baltimore Ravens	1st (4)
	Walter Jones	OT	Seattle Seahawks	1st (6)
	Warrick Dunn	RB	Tampa Bay	1st (12)
	Reinard Wilson	DE	Cincinnati Bengals	1st (14)
	Henri Crockett	LB	Atlanta Falcons	4th (100)
	Vernon Crawford	LB	New England Patriots	5th (159)
	Byron Cappers	DB	Philadelphia Eagles	7th (225)
	Chad Bates	OG	Houston Oilers	free agent
	Scott Bentley	K	Arizona Cardinals	free agent
	James Colzie	DB	Tampa Bay	free agent
	Andre Cooper	WR	Seattle Seahawks	free agent
	Todd Fordham	OG	Jacksonville Jaguars	free agent
	Sean Hamlet	DB	San Diego Chargers	free agent
	Jesus Hernandez	OG	Kansas City Chiefs	free agent*
	Sean Liss	P	Tampa Bay	free agent
	Wayne Messam	WR	Cincinnati Bengals	free agent
	Connel Spain	DT	San Diego Chargers	free agent

*Was unavailable for 1996 draft due to injury.

1998	Andre Wadsworth	DL	Arizona Cardinals	1st (3)
	Tra Thomas	OT	Philadelphia Eagles	1st (11)
	Sam Cowart	OLB	Buffalo Bills	2nd (39)
	Samari Rolle	DB	Tennessee Oilers	2nd (46)
	E. G. Green	WR	Indianapolis Colts	3rd (71)
	Greg Spires	DE	New England Patriots	3rd (83)
	Julian Pittman	DT	New Orleans Saints	4th (99)
	Shevin Smith	DB	Tampa Bay	6th (184)
	Kevin Long	C	Tennessee Oilers	7th (229)
	Thad Busby	QB	San Francisco 49ers	free agent
	Daryl Bush	MLB	St Louis Cardinals	free agent
	Melvin Pearsall	TE	Indianapolis Colts	free agent
	Pooh Ben Williams	FB	Buffalo Bills	free agent
	Damian Harrell	WR	CFL	free agent
1999	Tony Bryant	DE	Oakland Raiders	2nd (40)
	Larry Smith	DT	Jacksonville Jaguars	2nd (56)
	Dexter Jackson	DB	Tampa Bay	4th (113)
	Lamarr Glenn	FB	Tampa Bay	6th (195)
	Lamont Green	LB	Atlanta Falcons	free agent
	Troy Saunders	DB	Tampa Bay	free agent
	Demetro Stephens	LB	New York Jets	free agent
2000	Peter Warrick	WR	Cincinnati Bengals	1st (4)
	Corey Simon	DT	Philadelphia Eagles	1st (6)
	Sebastian Janikowski	K	Oakland Raiders	1st (17)
	Ron Dugans	WR	Cincinnati Bengals	3rd (66)
	Laveranues Coles	WR	New York Jets	3rd (78)
	Jerry Johnson	DT	Denver Broncos	4th (101)
	Mario Edwards	DB	Dallas Cowboys	6th (180)
	Reggie Durden	DB	Buffalo Bills	free agent
	Dan Kendra	FB	Indianapolis Colts	free agent
	Sean Key	DB	Dallas Cowboys	free agent
	Germaine Stringer	WR	Kansas City Chiefs	free agent
	Eric Thomas	C	Jacksonville Jaguars	free agent
2001	Jamal Reynolds	DE	Green Bay Packers	1st (10)
	Derrick Gibson	DB	Oakland Raiders	1st (28)
	Tommy Polley	LB	St. Louis Rams	2nd (42)
	Tay Cody	DB	San Diego Chargers	3rd (67)
	Snoop Minnis	WR	Kansas City Chiefs	3rd (77)
	Brian Allen	LB	St. Louis Rams	3rd (83)
	Travis Minor	RB	Miami Dolphins	3rd (85)
	Chris Weinke	QB	Charlotte Panthers	4th (106)
	Char-ron Dorsey	OT	Dallas Cowboys	7th (242)
	Justin Amman	OG	San Diego Chargers	free agent
	Jeff Chaney	RB	Tampa Bay Bucs	free agent
	Keith Cottrell	P	Detroit Lions	free agent
	Jarad Moon	C	Carolina Panthers	free agent
	Ryan Sprague	TE	Pittsburgh Steelers	free agent
	Tarlos Thomas	OT	Philadelphia Eagles	free agent
	David Warren	DE	Indianapolis Colts	free agent
2002	Javon Walker	WR	Green Bay Packers	1st (20)
	Chris Hope	DB	Pittsburgh Steelers	3rd (94)
	Atrous Bell	WR	Minnesota Vikings	free agent
	Abdual Howard	DB	Detroit Lions	free agent
	William McCray	RB	Arizona Cardinals	free agent

2003	Anquan Boldin	WR	Arizona Cardinals	2nd (54)
	Alonzo Jackson	DE	Pittsburgh Steelers	2nd (59)
	Montrae Holland	OG	New Orleans Saints	4th (102)
	Brett Williams	OT	Kansas City Chiefs	4th (113)
	Todd Williams	OG	Tennessee Titans	7th (225)
	Talman Gardner	WR	New Orleans Saints	7th (231)
	Tony Benford	DE	Chicago Bears	free agent
	Patrick Hughes	TE	Chicago Bears	free agent
	Nick Maddox	RB	San Diego Chargers	free agent
	Eric Powell	DE	Green Bay Packers	free agent
2004	Michael Boulware	LB	Seattle Seahawks	2nd (53)
	Greg Jones	RB	Jacksonville Jaguars	2nd (55)
	Darnell Dockett	DT	Arizona Cardinals	3rd (64)
	Kendyll Pope	LB	Indianapolis Colts	4th (107)
	P.K. Sam	WR	New England Patriots	5th (164)
	Allen Augustin	LB	Pittsburgh Steelers	free agent
	Rufus Brown	DB	Washington Redskins	free agent
	Stanford Samuels	DB	Indianapolis Colts	free agent
	Brian Sawyer	DS	New England Patriots	free agent
	Jeff Womble	DT	Minnesota Vikings	free agent
2005	Travis Johnson	DT	Houston Texans	1st (16)
	Alex Barron	OT	St. Louis Rams	1st (19)
	Bryant McFadden	DB	Pittsburgh Steelers	2nd (62)
	Ray Willis	OT	Seattle Seahawks	4th (105)
	Craphonso Thorpe	WR	Kansas City Chiefs	4th (116)
	Jerome Carter	DB	St. Louis Rams	4th (117)
	Chauncey Davis	DE	Atlanta Falcons	4th (128)
	Eric Moore	DE	New York Giants	6th (186)
	Xavier Beitia	K	New York Jets	free agent
	Charles Howard	DT	Washington Redskins	free agent
	Paul Irons	TE	Cleveland Browns	free agent
	Claudius Osei	DB	Tampa Bay Buccaneers	free agent
	Dominic Robinson	WR	St. Louis Rams	free agent
	Leroy Smith	DB	Chicago Bears	free agent
	Chauncey Stovall	WR	Philadelphia Eagles	free agent
	B.J. Ward	DB	Baltimore Ravens	free agent
2006	Ernie Sims	LB	Detroit Lions	1st (9)
	Kameron Wimbley	DE	Cleveland Browns	1st (13)
	Brodrick Bunkley	DT	Philadelphia Eagles	1st (14)
	Antonio Cromartie	DB	San Diego Chargers	1st (19)
	Willie Reid	WR	Pittsburgh Steelers	3rd (95)
	Leon Washington	RB	New York Jets	4th (117)
	Pat Watkins	DB	Dallas Cowboys	5th (138)
	A.J. Nicholson	LB	Cincinnati Bengals	5th (157)
	B.J. Dean	FB	Baltimore Ravens	free agent
	Matt Henshaw	TE	Seattle Seahawks	free agent
	Sam McGrew	LB	Miami Dolphins	free agent
	Gerard Ross	DB	Seattle Seahawks	free agent
2007	Lawrence Timmons	LB	Pittsburgh Steelers	1st (15)
	Buster Davis	LB	Arizona Cardinals	3rd (69)
	Lorenzo Booker	RB	Miami Dolphins	3rd (71)
	Mario Henderson	OL	Oakland Raiders	3rd (91)
	Chris Davis	WR	Tennessee Titans	4th (128)
2008	Andre Fluellen	DT	Detroit Lions	3rd (87)
	Letroy Guion	DT	Minnesota Vikings	5th (152)
	Geno Hayes	LB	Tampa Bay Buccaneers	6th (175)
	Alex Boston	DE	Jacksonville Jaguars	free agent
	Xavier Lee	TE	Baltimore Ravens	free agent
2009	Everette Brown	DE	Carolina Panthers	2nd (43)
	Greg Carr	WR	San Diego Chargers	free agent
	Tony Carter	DB	Denver Broncos	free agent
	Graham Gano	K	Baltimore Ravens	free agent
	Michael Ray Garvin	DB	Arizona Cardinals	free agent
	Kenny Ingram	LB	New York Giants	free agent
	Derek Nicholson	LB	Atlanta Falcons	free agent
	Antone Smith	RB	Detroit Lions	free agent
	Toddrick Verdell	LB	Houston Texans	free agent
2010	Patrick Robinson	DB	New Orleans Saints	1st (32)
	Myron Rolle	DB	Tennessee Titans	6th (207)
	Dekoda Watson	LB	Tampa Bay Buccaneers	7th (217)
	Richard Goodman	WR	San Diego Chargers	free agent
	Rod Owens	WR	St. Louis Rams	free agent
2011	Christian Ponder	QB	Minnesota Vikings	1st (12)
	Rodney Hudson	OL	Kansas City Chiefs	2nd (55)
	Markus White	DE	Washington Redskins	7th (224)
2012	Nigel Bradham	OLB	Buffalo Bills	4th (105)
	Zebrie Sanders	OL	Buffalo Bills	5th (144)
	Mike Harris	CB	Jacksonville Jaguars	6th (176)
	Andrew Datko	OL	Green Bay Packers	7th (241)
	Terrance Parks	DB	Kansas City Chiefs	free agent
	Shawn Powell	P	Buffalo Bills	free agent
	Bert Reed	WR	Cleveland Browns	free agent
	Beau Reliford	TE	Washington Redskins	free agent

FSU ALL-TIME PROFESSIONAL LIST

Abraham, Clifton (DB)	Tampa Bay Buccaneers (1995); Chicago Bears (1996); Carolina Panthers (1997); Toronto Argonauts (CFL, 1998-00)
Alexander, Derrick (DL)	Minnesota Vikings (1995-98); Cleveland Browns (1999)
Alexander, Ken (LB)	Barcelona Dragons (WFLA, 1995-96)
Allen, Billy (CB)	Tampa Bay Bandits (USFL, 1984-85)
Allen, Brian (LB)	St. Louis Rams (2001); Carolina Panthers (2002-04)
Allen, Greg (RB)	Cleveland Browns (1985); Tampa Bay Bandits (USFL, 1984-85); Tampa Bay Buccaneers (1986)
Amman, Richard (DE)	Dallas Cowboys (1972-73)
Andrews, Dennis (FB)	Hamilton Tiger-Cats (CFL, 1997)
Anthony, Terry (WR)	Tampa Bay Buccaneers (1990-92)
Augustin, Allen (LB)	Cincinnati Bengals (2004)
Avezzano, Joe (C)	Boston Patriots (1966)
Bailey, Tom (RB)	Philadelphia Eagles (1971-74)
Baker, Shannon (WR)	Atlanta Falcons (1993); Indianapolis Colts (1993-94); Winnipeg Blue Bombers (CFL, 1995-96); Jacksonville Jaguars (1996)
Barron, Alex (OT)	St. Louis Rams (2005-09); Dallas Cowboys (2010); New Orleans Saints (2011); Seattle Seahawks (2012-Present)
Bates, Chad (OG)	Rhein Fire (NFL-Euro, 1998-99)
Beckman, Ed (TE)	Kansas City Chiefs (1977-84)
Bennett, Edgar (RB)	Green Bay Packers (1992-97); Chicago Bears (1998-99)
Bentley, Scott (K)	Arizona Cardinals (1997); Denver Broncos (1997); Atlanta Falcons (1997-98); Kansas City Chiefs (1999-00); Washington Redskins (2000)
Berry, Louis (P)	Atlanta Falcons (1987)
Biletnikoff, Fred (WR)	Oakland Raiders (1965-78)
Boatman, Shannon (OT)	Toronto Argonauts (CFL, 2009-10)
Boldin, Anquan (WR)	Arizona Cardinals (2003-2009); Baltimore Ravens (2011-Present)
Booker, Lorenzo (RB)	Miami Dolphins (2007); Philadelphia Eagles (2008); Minnesota Vikings (2010-Present)
Boulware, Michael (DB)	Seattle Seahawks (2004-2006); Houston Texans (2007); Minnesota Vikings (2008)
Boulware, Peter (DE)	Baltimore Ravens (1997-05)
Bradham, Nigel (LB)	Buffalo Bills (2012-Present)
Braggins, Dave (OT)	Montreal Alouettes (CFL, 1967-68)
Bright, Leon (RB)	New York Giants (1981-83); Tampa Bay Buccaneers (1984-85)
Brooks, Derrick (LB)	Tampa Bay Buccaneers (1995-08)
Brown, Everette (DE)	Carolina Panthers (2009-10); San Diego Chargers (2010); Detroit Lions (2012-present)
Brown, Milford (OG)	Houston Texans (2002-05); Arizona Cardinals (2006); St. Louis Rams (2007); Jacksonville Jaguars (2008); *Carolina Panthers 2008; *Detroit Lions 2009
Brown, Rufus (DB)	Washington Redskins (2004-05)
Bryant, Tony (DT)	Oakland Raiders (1999-02); New Orleans Saints (2004-05); St. Louis Rams (2006)
Buckley, Terrell (DB)	Green Bay Packers (1992-94); Miami Dolphins (1995-99); Denver Broncos (2000); New England Patriots (2001-02); Miami Dolphins (2003); New York Jets (2004); New York Giants (2005)
Bunkley, Brodrick (DT)	Philadelphia Eagles (2006-10) Denver Broncos (2011); New Orleans Saints (2012-present)
Bush, Devin (DB)	Atlanta Falcons (1995-98); St. Louis Rams (1999-00); Cleveland Browns (2001-02)
Butler, Bobby (DB)	Atlanta Falcons (1981-92)
Butler, LeRoy (DB)	Green Bay Packers (1990-02)
Butts, Marion (RB)	San Diego Chargers (1989-93); New England Patriots (1994); Houston Oilers (1995)
Capece, Bill (S)	Tampa Bay Buccaneers (1981-83)
Capers, Byron (DB)	Minnesota Vikings (1997); Toronto Argonauts (CFL, 1998-01); Winnipeg Blue Bombers (CFL, 2002)
Cappleman, Bill (QB)	Minnesota Vikings (1970); Detroit Lions (1973)
Carr, Greg (WR)	Winnipeg Blue Bombers (CFL, 2010-11)
Carreker, Alphonso (DT)	Green Bay Packers (1984-88); Denver Broncos (1989-91)
Carrell, Duane (P)	Dallas Cowboys (1974); Los Angeles Rams (1975); New York Jets (1976-77); St. Louis Cardinals (1977)
Carruthers, Kirk (LB)	Miami Dolphins (1992)

Carter, Dexter (RB)	San Francisco 49ers (1990-95); New York Jets (1995); San Francisco 49ers (1995-96)
Carter, Jerome (DB)	St. Louis Rams (2005-08); Dallas Cowboys (2009); Virginia Destroyers (UFL, 2011)
Carter, Pat (TE)	Detroit Lions (1988); Los Angeles Rams (1989-93); Houston Oilers (1994); St. Louis Rams (1995); Arizona Cardinals (1996-98)
Carter, Tony (DB)	Denver Broncos (2009); New England Patriots (2010); Denver Broncos (2011-Present)
Carter, Walter (DL)	Tampa Bay Bandits (USFL, 1984-85); Tampa Bay Buccaneers (1987)
Chaney, Jeff (RB)	New Orleans Saints (2001)
Clayton, Harvey (DB)	Pittsburgh Steelers (1983-86); New York Giants (1987)
Cody, Tay (DB)	San Diego Chargers (2001-03); Edmonton Eskimos (CFL, 2004-05); Hamilton Tiger-Cats (CFL, 2006)
Coffield, Randy (LB)	Seattle Seahawks (1976); New York Giants (1978-79)
Coles, Laveranues (WR)	New York Jets (2000-02, 05-08); Washington Redskins (2003-04) Cincinnati Bengals (2009)
Cooper, Andre (WR)	Denver Broncos (1997-00); Arizona Cardinals (2001-02)
Cooper, Burt (LB)	Tampa Bay Buccaneers (1976)
Cowart, Chris (LB)	San Diego Chargers (1995-96)
Cowart, Sam (LB)	Buffalo Bills (1998-01); New York Jets (2002-04); Minnesota Vikings (2005)
Crawford, Vernon (OLB)	New England Patriots (1997-99)
Crockett, Henri (LB)	Atlanta Falcons (1997-01); Minnesota Vikings (2002-03)
Crockett, Zack (RB)	Indianapolis Colts (1995-98) Jacksonville Jaguars (1998); Oakland Raiders (1999-06); Tampa Bay Buccaneers (2007)
Cromartie, Antonio (DB)	San Diego Chargers (2006-2009); New York Jets (2010-Present)
Curchin, Jeff (OL)	Chicago Bears (1970-71); Buffalo Bills (1972)
Datko, Andrew (OL)	Green Bay Packers (2012-Present)
Davis, Buster (LB)	Arizona Cardinals (2007)- was out then signed by the Lions; Detroit Lions (2007); Indianapolis Colts (2008); Houston Texans (2009); Hartford Colonials (UFL, 2010-Present)
Davis, Chauncey (DE)	Atlanta Falcons (2005-10); Chicago Bears (2011-Present)
Davis, Chris (WR)	Tennessee Titans (2007-08); Cincinnati Bengals (2010); Omaha Nighthawks (UFL, 2011); Montreal Alouettes (CFL, 2012)
Dawsey, Lawrence (WR)	Tampa Bay Buccaneers (1991-95); New York Giants (1996); Miami Dolphins (1997); New Orleans Saints (1999)
Dawson, Bill (LB/TE/DE)	Boston Patriots (1965)
Dawson, Rhett (WR)	Houston Oilers (1972); Minnesota Vikings (1973)
Dinkins, Howard (OLB)	Atlanta Falcons (1992-93)
Dockett, Darnell (DT)	Arizona Cardinals (2004-Present)
Dodge, Dedrick (DB)	Seattle Seahawks (1991-93); London Monarchs (WFLA, 1991-92); San Francisco 49ers (1994-96); Denver Broncos (1997); San Diego Chargers (1998)
Donatelli, Don (C)	Houston Oilers (1962)
Dorsey, Char-ron (OT)	Dallas Cowboys (2001); Houston Texans (2002)
Downey, Joe (P)	Jacksonville Express (WFL, 1975)
Dugans, Ron (WR)	Cincinnati Bengals (2000-02); Houston Texans (2003)
Dukes, Jamie (OL)	Atlanta Falcons (1986-93); Green Bay Packers (1994-95); Arizona Cardinals (1995-96)
Dunn, Warrick (RB)	Tampa Bay Buccaneers (1997-01, 2008); Atlanta Falcons (2002-07)
Durden, Reggie (DB)	Montreal Alouettes (CFL, 2004-05); Edmonton Eskimos (CFL, 2006)
Edwards, Mario (DB)	Dallas Cowboys (2000-03); Tampa Bay Buccaneers (2004)
Ellison, Omar (WR)	San Diego Chargers (1995-97)
Emanuel, Kevin (DE)	Seattle Seahawks (2004)
Fearnster, Tom (OT)	Baltimore Colts (1956)
Fenner, Lane (WR)	San Diego Chargers (1968)
Ferguson, Chip (QB)	Tampa Bay Storm (Arena, 1991)
Floyd, Victor (RB)	San Diego Chargers (1989); Sacramento Surge (WFLA, 1991-92); Orlando Predators (Arena, 1994)
Floyd, William (RB)	San Francisco 49ers (1994-97); Carolina Panthers (1998-01)
Fluellen, Andre (DT)	Detroit Lions (2008-Present)



Footman, Dan (DE)	Cleveland Browns (1993-95); Baltimore Ravens (1996-97); Indianapolis Colts (1997-98)
Fordham, Todd (OT)	Jacksonville Jaguars (1997-02); Pittsburgh Steelers (2003); Carolina Panthers (2004-06)
Freeman, Corian (LB)	Atlanta Falcons (1991); Sacramento Surge (WFLA, 1992); Winnipeg Blue Bombers (CFL, 1993); Sacramento Gold Miners (CFL, 1993-94)
Freeman, Reggie (DE)	New Orleans Saints (1993)
Fuller, Corey (DB)	Minnesota Vikings (1995-98); Cleveland Browns (1999-02); Baltimore Ravens (2003-04)
Gabbard, Steve (OT)	Philadelphia Eagles (1989); Green Bay Packers (1991); London Monarchs (WFLA, 1991); Sacramento Gold Miners (CFL, 1993-94)
Gano, Graham (K)	Las Vegas Locomotives (UFL, 2009); Washington Redskins (2009-Present)
Gardner, Talman (WR)	New Orleans Saints (2003-05)
Garvin, Michael Ray (WR)	Arizona Cardinals (2009); *Detroit Lions (2009-10); Las Vegas Locomotives (UFL, 2010-Present)
Gaydos, Kent (WR)	Green Bay Packers (1975)
Giardino, Wayne (DE)	Ottawa Roughriders (CFL, 1967-68)
Gibson, Derrick (DB)	Oakland Raiders (2001-06)
Glass, Chip (TE)	Cleveland Browns (1969-73); New York Giants (1974)
Goodman, Richard (WR)	San Diego Chargers (2010-Present)
Gray, Hector (DB)	Detroit Lions (1981-83)
Green, E.G. (WR)	Indianapolis Colts (1998-01); Tampa Bay Buccaneers (2002)
Green, Lamont (LB)	Atlanta Falcons (1999-00); Carolina Panthers (2001)
Guion, Letroy (DT)	Minnesota Vikings (2008-Present)
Guthrie, Grant (K)	Buffalo Bills (1970-73); Jacksonville Sharks (WFL, 1974); Birmingham Vulcans (WFL, 1975)
Haggins, Odell (DT)	San Francisco 49ers (1990-91); Buffalo Bills (1991-92)
Hammond, Kim (QB)	Miami Dolphins (1968); Boston Patriots (1968-70)
Hanna, Warren (DB)	Tampa Bay Bandits (USFL, 1984-85)
Harris, Mike (DB)	Jacksonville Jaguars (2012-Present)
Hayes, Eric (DT)	Seattle Seahawks (1990-91); Los Angeles Rams (1992); Tampa Bay Buccaneers (1993)
Hayes, Geno (LB)	Tampa Bay Buccaneers (2008-11); Chicago Bears (2012-Present)
Henderson, Mario (OT)	Oakland Raiders (2007-10); San Diego Chargers (2012-Present)
Hendley, Jim (C)	Atlanta Falcons (1987)
Henry, Tommy (DB)	Sacramento Gold Miners (CFL, 1993); Toronto Argonauts (CFL, 1994-95); Ottawa Roughriders (CFL, 1996); Edmonton Eskimos (CFL, 1997)
Hermann, Dick (LB)	Oakland Raiders (1965)
Hester, Jessie (WR)	Tampa Bay Bandits (USFL, 1984-85); Los Angeles Raiders (1985-87); Atlanta Falcons (1988); Indianapolis Colts (1990-93); St. Louis Rams (1994-95)
Hester, Ron (LB)	Miami Dolphins (1982-84)



FSU ALL-TIME PROFESSIONAL LIST

Holland, Montrae (OG)	New Orleans Saints (2003-2006); Denver Broncos (2007); Dallas Cowboys (2008-Present)
Hope, Chris (DB)	Pittsburgh Steelers (2002-05); Tennessee Titans (2006-2011); Atlanta Falcons (2012-Present)
Hudson, Rodney (C)	Kansas City Chiefs (2011-Present)
Huff, Gary (QB)	Chicago Bears (1973-76); Tampa Bay Buccaneers (1977-78); San Francisco 49ers (1980)
Humphrey, Deon (LB)	Carolina Panthers (2000) San Diego Chargers (2001-02); Jacksonville Jaguars (2003)
Hunt, Charles (LB)	San Francisco 49ers (1973); Tampa Bay Buccaneers (1976)
Ingram, Kenny (LB)	New York Giants (2009-10); Montreal Alouettes (CFL, 2012-Present)
Irons, Paul (TE)	Cleveland Browns (2005)
Jackson, Alonzo (DE)	Pittsburgh Steelers (2003-04); Philadelphia Eagles (2005); New York Giants (2005)
Jackson, Bobby (DB)	New York Jets (1978-85)
Jackson, Dexter (DB)	Tampa Bay Buccaneers (1999-02); Arizona Cardinals (2003); Tampa Bay Buccaneers (2004-05); Cincinnati Bengals (2006-08); Virginia Destroyers (UFL, 2009-10)
Jackson, Sean (RB)	Houston Oilers (1994)
Janikowski, Sebastian (K)	Oakland Raiders (2000-Present)
Jax, Garth (LB)	Dallas Cowboys (1986-88); Phoenix/Arizona Cardinals (1989-96)
Jennings, Michael (WR)	*San Francisco 49ers (2002); *Baltimore Ravens (2004); *New York Giants (2005-07); *Indianapolis Colts (2010)
Johnson, Brad (QB)	Minnesota Vikings (1992-98, 2005-06); London Monarchs (WLAF, 1995); Washington Redskins (1999-00); Tampa Bay Buccaneers (2001-04); Dallas Cowboys (2007-08)
Johnson, Greg (DT)	Chicago Bears (1977); Tampa Bay Buccaneers (1977); Baltimore Colts (1977)
Johnson, Jerry (DT)	Denver Broncos (2000-01)
Johnson, Lonnie (TE)	Buffalo Bills (1994-98); Kansas City Chiefs (1999)
Johnson, Reggie (TE)	Denver Broncos (1991-93); Green Bay Packers (1994, 97); Philadelphia Eagles (1995); Kansas City Chiefs (1996)
Johnson, Travis (DT)	Houston Texans (2005-2008); San Diego Chargers (2009-Present)
Jones, Cletis (RB)	New England Steamrollers (Arena, 1988)
Jones, Fred (LB)	Kansas City Chiefs (1987)
Jones, Greg (RB)	Jacksonville Jaguars (2004-Present)
Jones, Hassan (WR)	Minnesota Vikings (1986-92); Kansas City Chiefs (1993-94)
Jones, Marvin (LB)	New York Jets (1993-04)
Jones, Walter (OT)	Seattle Seahawks (1997-2009)
Jones, Willie (DE)	Oakland Raiders (1979-82)
Jordan, Jimmy (QB)	Tampa Bay Bandits (USFL, 1984-85)
Kanell, Danny (QB)	New York Giants (1996-98); Atlanta Falcons (1999-00); Denver Broncos (2003-04)

Key, Larry (RB)	Tampa Bay Bandits (USFL, 1984)
Key, Sean (DB)	Dallas Cowboys (2000)
Kimber, Bill (DE)	New York Giants (1959-60); Boston Patriots (1961)
Kinderman, Keith (RB)	San Diego Chargers (1963-64); Houston Oilers (1965)
Knox, Kevin (WR)	Arizona Cardinals (1994); Rhein Fire (WLAF, 1996)
Kuipers, Jason (OG)	Birmingham Fire (WLAF, 1991); Raleigh-Durham Skyhawks (WLAF, 1991)
Lanier, Ken (OT)	Denver Broncos (1981-92, 94); Los Angeles Raiders (1993)
LaSane, Bruce (WR)	Orlando Thunder (WLAF, 1991); Cincinnati Rockers (Arena, 1992-93); Miami Hooters (Arena, 1994-95); Milwaukee Mustangs (Arena, 1996); Orlando Predators (Arena, 1997)
Lee, Amp (RB)	San Francisco 49ers (1992-93); Minnesota Vikings (1994-96); St. Louis Rams (1997-99); Philadelphia Eagles (2000)
Lee, Xavier (TE)	Las Vegas Locos (UFL, 2011)
Lewis, Ronald (WR)	San Francisco 49ers (1990, 92); Green Bay Packers (1992-94)
Long, Kevin (C)	Tennessee Titans (1998-01); Jacksonville Jaguars (2002)
Mack, Kim (DB)	Seattle Seahawks (1987)
Maddox, Nick (RB)	Cleveland Browns (2003); Carolina Panthers (2004)
Majors, Joe (DB)	Houston Oilers (1960)
Makowiecki, Al (DL)	Montreal Alouettes (CFL, 1957-59)
Mankins, Jim (RB)	Atlanta Falcons (1967)
Mayhew, Martin (DB)	Washington Redskins (1989-92); Tampa Bay Buccaneers (1993-96)
McCorvey, Kez (WR)	Detroit Lions (1995-97)
McCullers, Dale (LB)	Miami Dolphins (1969)
McFadden, Bryant (DB)	Pittsburgh Steelers (2005-08, 2010-Present); Arizona Cardinals (2009)
McGowan, Paul (LB)	Minnesota Vikings (1988); Ottawa Roughriders (CFL, 1988); Birmingham Fire (WLAF, 1991-92); Orlando Predators (Arena, 1993)
McIntosh, Toddrick (DE)	Tampa Bay Buccaneers (1994-95); Green Bay Packers (1996)
McKinnon, Dennis (WR)	Chicago Bears (1983-89); Dallas Cowboys (1990); Miami Dolphins (1990)
McLean, Scott (LB)	Dallas Cowboys (1983)
McManus, Danny (QB)	Kansas City Chiefs (1988); Winnipeg Blue Bombers (CFL, 1990-92); Edmonton Eskimos (CFL, 1993-97); Hamilton Tiger-Cats (CFL, 1998-08)
McMillan, Eddie (DB)	Los Angeles Rams (1973-75); Seattle Seahawks (1976-77); Buffalo Bills (1978)
McPherson, Adrian (QB)	New Orleans Saints (2005-06); Montreal Alouettes (CFL, 2008-12)
Meseroll, Mark (OT)	New Orleans Saints (1978)
Minnis, Marvin (WR)	Kansas City Chiefs (2001-02); Tampa Bay Buccaneers (2003)
Minor, Travis (RB)	Miami Dolphins (2001-06); St. Louis Rams (2007-09)
Mobley, Orson (TE)	Denver Broncos (1986-90)



Walter Jones

Moore, Eric (DE)	New York Giants (2005); St. Louis Rams (2006-09); New England Patriots (2010-11); Virginia Destroyers (UFL, 2011)
Moss, Anthony (LB)	New York Giants (1991)
Mowatt, Zeke (TE)	New York Giants (1983-89, 91); New England Patriots (1990)
Murdock, Les (K)	New York Giants (1967)
Nelson, Lee (DB)	St. Louis Cardinals (1976-85)
Nichols, Gerald (DT)	New York Jets (1987-90); Tampa Bay Buccaneers (1991); Philadelphia Eagles (1993); Washington Redskins (1993)
Nicholson, A.J. (LB)	Cincinnati Bengals (2006)
Office, Tony (LB)	Tampa Bay Bandits (USFL, 1984)
Osei, Claudius (DB)	Tampa Buccaneers (2005); New York Giants (2006)
Ostaszewski, Henry (DL)	Pittsburgh Steelers (1992)
Ostaszewski, Joe (DL)	Miami Dolphins (1992)
Paige, Lee (DB)	Tampa Bay Buccaneers (1987)
Palmer, Sterling (DE)	Washington Redskins (1993-97); New England Patriots (1999-00)
Parks, Terrance (DB)	Kansas City Chiefs (2012-Present)
Parris, Gary (TE)	San Diego Chargers (1973-74); Cleveland Browns (1975-78); St. Louis Cardinals (1979-80)
Pearsall, Melvin (TE)	Tampa Bay Buccaneers (1998); Indianapolis Colts (1998-99)
Pittman, Julian (DT)	New Orleans Saints (1998-99)
Piurowski, Caz (TE)	Seattle Seahawks (2011-Present)
Piurowski, Paul (LB)	Tampa Bay Bandits (USFL, 1984-85)
Player, Scott (P)	Birmingham (CFL, 1995); Arizona Cardinals (1996); New York Giants (1996); Frankfurt Galaxy (WLAF, 1997); Arizona Cardinals (1998-06); Cleveland Browns (2007); New England Patriots (2008); New York Sentinels (UFL, 2009)
Polley, Tommy (LB)	St. Louis Rams (2001-04); Baltimore Ravens (2005); New Orleans Saints (2006)
Ponder, Christian (QB)	Minnesota Vikings (2011-Present)
Ponder, David (DT)	Dallas Cowboys (1985)
Pope, Kendyll (LB)	Indianapolis Colts (2004-05)
Powell, Eric (DE)	Buffalo Bills (2006-07); *Houston Texans (2008)
Powell, Shawn (P)	Buffalo Bills (2012-Present)
Ragans, Bill (DB)	Frankfurt Galaxy (WLAF, 1992)
Reed, Bert (WR)	Cleveland Browns (2012-Present)
Reid, Willie (WR)	Pittsburgh Steelers (2006-07); Philadelphia Eagles (2008); Dallas Cowboys (2009)
Reliford, Beau (TE)	Washington Redskins (2012-Present)
Renn, Bobby (DB/WR)	New York Titans (1961)
Reynolds, Jamal (DE)	Green Bay Packers (2001-03)
Riley, Phillip (WR)	New York Jets (1996); Chicago Bears (1996-97); Scottish Claymores (NFL-Euro, 1998)
Roberson, James (DE)	Rhein Fire (WLAF, 1996); Tennessee Oilers (1996-98); Jacksonville Jaguars (1999)
Robinson, Patrick (DB)	New Orleans Saints (2010-Present)



Brad Johnson

FSU ALL-TIME PROFESSIONAL LIST



Derrick Brooks




Corey Simon

Rolle, Myron (DB)	Tennessee Titans (2010); Pittsburgh Steelers (2012)
Rolle, Myron (DB)	Tennessee Titans (2010-Present)
Rolle, Samari (DB)	Tennessee Titans (1998-04); Baltimore Ravens (2005-2009)
Romeo, Tony (TE)	Kansas City Chiefs (1961); Boston Patriots (1962-67)
Ross, Gerard (DB)	Seattle Seahawks (2006-08)
Ross, Grady (DB)	Miami Hooters (Arena, 1995); Florida Bobcats (Arena, 1996)
Roye, Orpheus (DE)	Pittsburgh Steelers (1996-99, 2008); Cleveland Browns (2001-07)
Sam, P.K. (WR)	New England Patriots (2004); Miami Dolphins (2006); *Cincinnati Bengals (2006); *Miami Dolphins (2006-2007); *Oakland Raiders (2007); *Buffalo Bills (2009); Toronto Argonauts (2008; 2009); Calgary Stampeders (2010)
Samuels, Stanford (DB)	Winnipeg Blue Bombers (CFL, 2005-06, 2008); Edmonton Eskimos (CFL, 2007); Montreal Alouettes (CFL, 2009-10)
Sanborn, Garrison (DS)	Buffalo Bills (2009-Present)
Sanders, Deion (DB)	Atlanta Falcons (1989-93); San Francisco 49ers (1994); Dallas Cowboys (1995-99); Washington Redskins (2000); Baltimore Ravens (2004-05)
Sanders, Tracy (WR)	Tampa Bay Storm (Arena, 1994)
Sanders, Zebrie (OL)	Buffalo Bills (2012-Present)
Saunders, Troy (DB)	Tampa Bay Buccaneers (1999-00)
Sawyer, Corey (DB)	Cincinnati Bengals (1994-98); New York Jets (1999)
Scott, Stanley (DE)	Miami Dolphins (1987)
Sellers, Ron (WR)	Boston Patriots (1969-71); Dallas Cowboys (1972); Miami Dolphins (1973)
Shiver, Clay (C)	Dallas Cowboys (1996-98); Denver Broncos (1999); Carolina Panthers (1999-00)
Shumann, Mike (WR)	San Francisco 49ers (1978-79); Tampa Bay Buccaneers (1980); San Francisco 49ers (1981); St. Louis Cardinals (1982-83)
Simmons, Ron (LB)	Tampa Bay Bandits (USFL, 1984-85)
Simon, Corey (DT)	Philadelphia Eagles (2000-04); Indianapolis Colts (2005-06); Tennessee Titans (2007)
Simpson, Carl (DE)	Chicago Bears (1993-97); Arizona Cardinals (1998)
Sims, Ernie (LB)	Detroit Lions (2006-09); Philadelphia Eagles (2010); Indianapolis Colts (2011-Present)
Smith, Antone (RB)	Detroit Lions (2009); Atlanta Falcons (2010-Present)
Smith, Barry (WR)	Green Bay Packers (1973-75); Tampa Bay Buccaneers (1976)
Smith, Kendall (LB)	Omaha Nighthawks (UFL, 2011)

Smith, Larry (DT)	Jacksonville Jaguars (1999-02); Green Bay Packers (2003-04)
Smith, Marquette (RB)	Carolina Panthers (1996-99)
Smith, Sammie (RB)	Miami Dolphins (1989-91); Denver Broncos (1992)
Smith, Shevin (DB)	Tampa Bay Buccaneers (1998-99)
Solomon, Jesse (LB)	Minnesota Vikings (1986-89); Dallas Cowboys (1989-90); Tampa Bay Buccaneers (1991); Atlanta Falcons (1992-93); Miami Dolphins (1994)
Spire, Greg (DE)	New England Patriots (1998-00); Cleveland Browns (2001); Tampa Bay Buccaneers (2002-07); Oakland Raiders (2008)
Stark, Rohn (P)	Baltimore/Indianapolis Colts (1982-94); Pittsburgh Steelers (1995); Carolina Panthers (1996); Seattle Seahawks (1997)
Stevenson, Robert (OL)	Sacramento Gold Minors (CFL, 1994); San Antonio Texans (CFL, 1995); Ottawa Roughriders (CFL, 1996); Montreal Alouettes (CFL, 1997)
Summer, Walt (DB)	Cleveland Browns (1969-74)
Tanks, Michael (C)	Birmingham Fire (WFLA, 1991)
Tensi, Steve (QB)	San Diego Chargers (1965-66); Denver Broncos (1967-70)
Terry, Nat (DB)	Pittsburgh Steelers (1978); Detroit Lions (1978)
Thomas, J.T. (DB)	Pittsburgh Steelers (1973-81); Denver Broncos (1982)
Thomas, Tarlos (OT)	Houston Texans (2001)
Thomas, Tra (OT)	Philadelphia Eagles (1998-08); Jacksonville Jaguars (2009); San Diego Chargers (2010)
Thompson, Shelton (DL)	London Monarchs (WFLA, 1991)
Thompson, Weegie (WR)	Pittsburgh Steelers (1984-89)
Thorpe, Craphonso (WR)	Kansas City Chiefs (2005); Detroit Lions (2006); Indianapolis Colts (2007); *Jacksonville Jaguars (2008); *New York Giants (2008); *Tennessee Titans (2008-2009); New York Sentinels (2009); *Omaha Nighthawks (2010); Pittsburgh Steelers (2007-Present)
Timmons, Lawrence (LB)	Pittsburgh Steelers (2007-Present)
Tomberlin, Pat (OT)	Indianapolis Colts (1989-91); Tampa Bay Buccaneers (1993)
Tuten, Rick (P)	Philadelphia Eagles (1989); Buffalo Bills (1990); Seattle Seahawks (1991-97); St. Louis Rams (1998-99)
Vanover, Tamarick (WR/RB)	Las Vegas Posse (CFL, 1994); Kansas City Chiefs (1995-99); San Diego Chargers (2002)
Wadsworth, Andre (DE)	Arizona Cardinals (1998-00);

Walker, Javon (WR)	Green Bay Packers (2002-05); Denver Broncos (2006-07); Oakland Raiders (2008-09); *Minnesota Vikings (2010)
Ward, B.J. (DB)	Baltimore Ravens (2005-06); Oakland Raiders (2007)
Warren, David (DE)	Indianapolis Colts (2001)
Warrick, Peter (WR)	Cincinnati Bengals (2000-04); Seattle Seahawks (2005)
Washington, Leon (RB)	New York Jets (2006-09); Seattle Seahawks (2010-Present)
Watkins, Pat (DB)	Dallas Cowboys (2006-2009); San Diego Chargers (2010)
Watson Dekoda (LB)	Tampa Bay Buccaneers (2010-Present)
Weinke, Chris (QB)	Carolina Panthers (2001-06); San Francisco 49ers (2007)
Weldon, Casey (QB)	Tampa Bay Buccaneers (1993-99); Seattle Seahawks (1998-99); Washington Redskins (1998-99)
Wettstein, Max (TE)	Denver Broncos (1966)
Wheeler, Tom (TE)	Orlando Renegades (1983-85)
White, Markus (LB)	Washington Redskins (2011-Present)
Whitehead, Bud (DB)	San Diego Chargers (1961-68)
Williams, Brett (OT)	Kansas City Chiefs (2003-05)
Williams, Del (C)	New Orleans Saints (1967-73)
Williams, Isaac (LB)	Albany Firebirds (Arena, 1992); Orlando Predators (1993-94)
Williams, Pooh Bear (FB)	Buffalo Bills (1998); Arizona Cardinals (1999)
Williams, Ricky (CB)	Tampa Bay Bandits (USFL, 1985)
Williams, Todd (OG)	Tennessee Titans (2003-05)
Willis, Peter Tom (QB)	Chicago Bears (1990-93)
Willis, Ray (OT)	Seattle Seahawks (2005-2009)
Wilson, Reinard (DE)	Cincinnati Bengals (1997-02); Tampa Bay Buccaneers (2003)
Wimbley, Kamerion (LB)	Cleveland Browns (2006-09); Oakland Raiders (2010-11); Tennessee Titans (2012-Present)
Woolford, Gary (DB)	New York Giants (1980)
Wyche, John (DB)	Birmingham Fire (WFLA, 1992)

*= off-season or practice squad




Javon Walker



Darnell Dockett



Ron Sellers



Chris Weinke



FSU Football Records **BY THE NUMBERS**

4,608

Most team passing yards in a single season (2000)

1,242

Most rushing yards in a single season – Warrick Dunn (1995)

512

Most tackles in a career – Aaron Carter (1974-77)

393

Most career points – Derek Schmidt (1984-87)

97

Longest TD run – Larry Key vs. Virginia Tech (1976)

86

Most receptions in a season – Ron Sellers (1968)

79

Most touchdown passes in a career – Chris Weinke (1997-2000)

66.1

Career completion percentage – EJ Manuel (2009-Present)

44

Most career rushing TD's – Greg Allen (1981-84)

31

Most career TD receptions – Peter Warrick (1996-99)

25

Most tackles for loss in a season – Brodrick Bunkley (2005)

12

Most interceptions in a season – Terrell Buckley (1991)



FSU FOOTBALL **RECORDS**






ALL-TIME COACHES AND CAPTAINS



Nigel Bradham



EJ Manuel



Shawn Powell

YEAR	COACH	CAPTAINS	W	L	T	FSU PTS	OPP PTS
1947	Ed Williamson	Jack McMillan, Phil Rountree	0	5	0	18	90
1948	Don Veller	Game Captains	7	1	0	152	64
1949*	Don Veller	Hugh Adams	9	1	0	291	59
1950	Don Veller	Duke Maltby	8	0	0	219	54
1951	Don Veller	Bill Dawkins	6	2	0	194	72
1952	Don Veller	Curt Campbell, Vic Szczepanik	1	8	1	101	261
1953	Tom Nugent	Steve Kalenich, Bobby Fiveash	5	5	0	183	146
1954*	Tom Nugent	Game Captains	8	4	0	277	190
1955	Tom Nugent	Bob Crenshaw, Don Powell	5	5	0	147	186
1956	Tom Nugent	Joe Holt, Buck Metts	5	4	1	178	116
1957	Tom Nugent	Ron Schomburger	4	6	0	136	165
1958*	Tom Nugent	Vic Prinzi, Bobby Renn	7	4	0	218	124
1959*	Perry Moss	John Spivey, Al Ulmer	4	6	0	149	132
1960	Bill Peterson	Tony Romeo	3	6	1	111	136
1961	Bill Peterson	Steve Klesius	4	5	1	93	128
1962	Bill Peterson	Gene McDowell	4	3	3	170	69
1963	Bill Peterson	Charlie Calhoun, Chuck Robinson	4	5	1	167	93
1964*	Bill Peterson	Bill Dawson, Fred Biletnikoff, George D'Alessandro	9	1	1	263	85
1965	Bill Peterson	Bill McDowell, Max Wettstein	4	5	1	121	119
1966*	Bill Peterson	Game Captains	6	5	0	274	215
1967*	Bill Peterson	Game Captains	7	2	2	250	187
1968*	Bill Peterson	Game Captains	8	3	0	308	211
1969	Bill Peterson	Game Captains	6	3	1	220	182
1970	Bill Peterson	Game Captains	7	4	0	254	195
1971*	Larry Jones	Rhett Dawson, John Lanahan	8	4	0	309	174
1972	Larry Jones	Gary Huff, Larry Strickland	7	4	0	287	224
1973	Larry Jones	Jim Malkiewicz, Don Sparkman	0	11	0	98	331
1974	Darrell Mudra	Joe Goldsmith, Burt Cooper	1	10	0	130	289
1975	Darrell Mudra	Greg Johnson, Jeff Gardner	3	8	0	187	213
1976	Bobby Bowden	Jimmy Black, Jeff Leggett, Joe Camps, Rudy Thomas	5	6	0	205	258
1977*	Bobby Bowden	Aaron Carter, Bill Duley, Larry Key, Tom Rushing, Nat Terry	10	2	0	314	170
1978	Bobby Bowden	Nate Henderson, Willie Jones, Ivory Joe Hunter	8	3	0	312	208
1979*	Bobby Bowden	Mike Good, Ivory Joe Hunter, Scott Warren, Wally Woodham	11	1	0	326	160
1980*	Bobby Bowden	Reggie Herring, Greg Fulch, Ron Simmons, Ken Lanier	10	2	0	369	103
1981	Bobby Bowden	James Harris, James Gilbert, Rohn Stark, Michael Whiting, Rick Stockstill	6	5	0	240	286
1982*	Bobby Bowden	Game Captains	9	3	0	419	254
1983*	Bobby Bowden	Game Captains	8+	4	0	381	312
1984*	Bobby Bowden	Greg Allen, Joe Wessel, Henry Taylor	7	3	2	405	254
1985*	Bobby Bowden	John Ionata, Todd Stroud, Kirk Coker	9	3	0	402	248
1986*	Bobby Bowden	Fred Jones, Gerald Nichols, Louis Berry, Jim Hendley	7	4	1	393	218
1987*	Bobby Bowden	Danny McManus, Paul McGowan, Marty Riggs, Pat Carter	11	1	0	481	163
1988*	Bobby Bowden	Chip Ferguson, Deion Sanders, Alphonso Williams	11	1	0	455	172
1989*	Bobby Bowden	Peter Tom Willis, LeRoy Butler, Dexter Carter	10	2	0	424	199
1990*	Bobby Bowden	Lawrence Dawsey, Corian Freeman, Anthony Moss, Bill Ragans	10	2	0	459	206
1991*	Bobby Bowden	Kirk Carruthers, Errol McCorvey, Casey Weldon	11	2	0	449	188
1992*	Bobby Bowden	Robbie Baker, Reggie Freeman, Carl Simpson, Robert Stevenson	11	1	0	446	186
1993*	Bobby Bowden	Ken Alexander, Matt Frier, Lonnie Johnson, Charlie Ward	12	1	0	536	129
1994*	Bobby Bowden	Derrick Brooks, Zack Crockett, Kendrick Scott	10	1	1	428	200
1995*	Bobby Bowden	Clay Shiver, Todd Rebol, Tyrant Marion	10	2	0	563	246
1996*	Bobby Bowden	Todd Fordham, Scott Bentley, Reinard Wilson	11	1	0	446	174
1997*	Bobby Bowden	Kevin Long, Daryl Bush, Shevin Smith	11	1	0	437	167
1998*	Bobby Bowden	Lamarr Glenn, Lamont Green, Billy Rhodes, Demetro Stephens	11	2	0	401	161
1999*	Bobby Bowden	Corey Simon, Todd Frier, Peter Warrick	12	0	0	458	190
2000*	Bobby Bowden	Brian Allen, Chris Weinke, Jean Jeune	11	2	0	509	123
2001*	Bobby Bowden	Javon Walker, Chad Maeder, Bradley Jennings	8	4	0	403	304
2002*	Bobby Bowden	Brett Williams, Alonzo Jackson, Patrick Newton	9	5	0	428	301
2003*	Bobby Bowden	Michael Boulware, Greg Jones, Brian Sawyer	10	3	0	419	217
2004*	Bobby Bowden	Jerome Carter, Alex Barron, Bryant McFadden	9	3	0	302	169
2005*	Bobby Bowden	Brodrick Bunkley, Willie Reid, Kyle Hall	8	5	0	376	286
2006*	Bobby Bowden	Lorenzo Booker, Buster Davis, Mikhal Kornegay	7	6	0	345	258
2007*	Bobby Bowden	De Cody Fagg, Andre Fluellen, Anthony Houllis	7	6	0	303	298
2008*	Bobby Bowden	Antone Smith, Tony Carter, Benjamin Lampkin	9	4	0	434	262
2009*	Bobby Bowden	Christian Ponder, Jamie Robinson, Recardo Wright	7	6	0	391	390
2010*	Jimbo Fisher	Rodney Hudson, Ochuko Jenije, Christian Ponder, Kendall Smith, Markus White	10	4	0	439	275
2011*	Jimbo Fisher	Nigel Bradham, EJ Manuel, Shawn Powell	9	4	0	398	196
TOTALS			485^A	235	17	20,001	12,441

* denotes bowl appearance; ^A win total includes 12 victories vacated by the NCAA in 2006 & 2007; + denotes forfeit win from Tulane



PASSING RECORDS

Individual Records

Most Passes Attempted

Game: 67, Danny Kanell vs. Virginia, Nov. 2, 1995
 Season: 469, Drew Weatherford, 2005
 Career: 1,107, Chris Weinke, 1997-2000

Most Yards Per Attempt

Game: (Min. 15 atts.) - 15.5 (482-31), Peter Tom Willis vs. Memphis State, Nov. 18, 1989
 Season: (Min. 100 atts.) - 9.7 (4,167-431), Chris Weinke, 2000
 Career: (Min. 300 atts.) - 8.9 (9,839-1,107), Chris Weinke, 1997-2000

Most Yards Per Completion

Game: (Min. 15 atts.) - 15.14 (9,839-650), Chris Weinke, 1997-2000
 Season: (Min. 100 atts.) - 17.1 (2,487-145), Chris Weinke, 1998
 Career: (Min. 300 atts.) - 15.14 (9,839-650), Chris Weinke, 1997-2000

Most Touchdown Passes

Game: 6, Peter Tom Willis vs. Memphis State, Nov. 18, 1989, Chris Weinke vs. Maryland, Nov. 13, 1999
 Season: 33, Chris Weinke, 2000
 Career: 79, Chris Weinke, 1997-2000

Consecutive Games With A Touchdown Pass

Career: 16, Chris Weinke, 1997-2000

Highest Completion Percentage

Game: (Min. 15 atts.) - 87.5 (28-32), Danny Kanell vs. NC State, Sept. 16, 1995
 Season: (Min. 100 atts.) - 69.5 (264-380), Charlie Ward, 1993
 Career: (Min. 300 atts.) - 66.1 (337-510), EJ Manuel, 2009-Present

Highest Passing Efficiency Rating

Season: (Min. 10 atts./game) - 163.1, Chris Weinke, 2000
 Career: (Min. 15 cmp./game) - 151.15, Chris Weinke, 1997-2000

Longest Pass

Game: 98, Christian Ponder to Rod Owens, vs. North Carolina, Oct. 22, 2009
 98, Chris Weinke to Marvin Minnis, vs. Clemson, Nov. 4, 2000

Most 200-Yard Games

Season: 11, Chris Weinke, 2000
 Career: 34, Chris Weinke, 1997-2000

Consecutive 200-Yard Games

Career: 20, Chris Weinke, 1997-2000

Most 300-Yard Games

Season: 7, Danny Kanell, 1995, Chris Weinke, 2000
 Career: 13, Chris Weinke, 1997-00

Consecutive 300-Yard Games

Season: 3, by several players
 Career: 3, Kim Hammond, 1967; Peter Tom Willis, 1989; Danny Kanell, 1995; Chris Weinke, 2000; Chris Rix, 2001

Consecutive Passes Without An Interception

Season: (Min. 100 atts.) - 270, Drew Weatherford, 2007
 Career: (Min. 100 atts.) - 270, Drew Weatherford, 2007

Lowest Interception Percentage

Season: (Min. 100 atts.) - .0094 (3-318), Drew Weatherford, 2007
 Career: (Min. 300 atts.) - .0289 (32-1107), Chris Weinke, 1997-2000

Most Interceptions Thrown

Game: 6, Chris Weinke vs. NC State, Sept. 12, 1998
 Season: 23, Gary Huff, 1972
 Career: 42, Gary Huff, 1970-72

Longest Runs

TD Run: 55, D'Vontery Richardson vs. Chattanooga, Sept. 13, 2008
 Non-TD Run: 52, D'Vontery Richardson vs. Western Carolina, Sept. 6, 2008

Longest TD Passes

1. 98 yards, Chris Weinke to Snoop Minnis vs. Clemson, 2000
 98 yards, Christian Ponder to Rod Owens vs. North Carolina, 2009
 3. 96 yards, Jimmy Jordan to Kurt Unglaub vs. Virginia Tech, 1976
 4. 95 yards, Jimmy Black to Rudy Thomas vs. Southern Miss, 1976
 5. 93 yards, Chip Ferguson to Lawrence Dawsey vs. Southern Miss, 1988
 6. 91 yards, Jimmy Black to Kurt Unglaub vs. N. Texas State, 1976
 7. 88 yards, Casey Weldon to Amp Lee vs. Tulane, 1989
 88 yards, Gary Huff to Barry Smith vs. Kansas, 1971
 9. 86 yards, Charlie Ward to Tamarick Vanover vs. Virginia, 1993
 86 yards, Gary Pajcic to Ron Sellers vs. Wake Forest, 1966
 11. 84 yards, Chris Weinke to Ron Dugans vs. Duke, 1999
 12. 83 yards, Blair Williams to Dennis McKinnon vs. S. Carolina, 1982
 13. 82 yards, Gary Pajcic to Ron Sellers vs. Maryland, 1968

Single-Game Yards

1.	Chris Weinke	Duke	2000	536
2.	Chris Weinke	Clemson	2000	521
3.	Bill Cappelman	Memphis State	1969	508
4.	Chris Weinke	Miami	2000	496
5.	Peter Tom Willis	Memphis State	1989	482
6.	Thad Busby	NC State	1997	463
7.	Danny Kanell	Virginia	1995	454
8.	Charlie Ward	Florida	1993	446
9.	Chris Weinke	Georgia Tech	2000	443
10.	Bill Cappelman	South Carolina	1968	437
11.	Danny Kanell	Maryland	1994	427
12.	Peter Tom Willis	Nebraska (Fiesta Bowl)	1990	422
13.	Gary Huff	Houston	1972	409
14.	Thad Busby	Georgia Tech	1997	399
15.	Charlie Ward	Maryland	1992	395
	Christian Ponder	North Carolina	2009	395
17.	Chris Rix	Colorado	2003	394
18.	Thad Busby	Wake Forest	1997	390
19.	Drew Weatherford	Virginia	2005	377
20.	Danny McManus	Nebraska (Fiesta Bowl)	1988	375

Season Yards

1.	Chris Weinke	2000	4167
2.	Thad Busby	1997	3317
3.	Drew Weatherford	2005	3208
4.	Peter Tom Willis	1989	3124
5.	Chris Rix	2003	3107
6.	Chris Weinke	1999	3103
7.	Charlie Ward	1993	3032
8.	Danny Kanell	1995	2957
9.	Gary Huff	1972	2893
10.	Danny Kanell	1994	2781
11.	Gary Huff	1971	2736
12.	Chris Rix	2001	2734
13.	Christian Ponder	2009	2717
14.	EJ Manuel	2011	2666
15.	Charlie Ward	1992	2647
16.	Casey Weldon	1991	2527
17.	Chris Weinke	1998	2487
18.	Bill Cappelman	1969	2467
19.	Bill Cappelman	1968	2410
20.	Drew Weatherford	2006	2154

Career Yards

1.	Chris Weinke	(97-00)	9839
2.	Chris Rix	(01-04)	8390
3.	Drew Weatherford	(05-08)	7567
4.	Christian Ponder	(07-10)	6872
5.	Gary Huff	(70-72)	6378
6.	Danny Kanell	(92-95)	6372
7.	Thad Busby	(94-97)	5916
8.	Charlie Ward	(89-93)	5747
9.	Bill Cappelman	(67-69)	4904
10.	Casey Weldon	(88-91)	4628
11.	EJ Manuel	(09-11)	4344
12.	Peter Tom Willis	(86-89)	4291
13.	Jimmy Jordan	(76-79)	4144
14.	Chip Ferguson	(85-88)	3846
15.	Wally Woodham	(75, 77-79)	3550
16.	Kelly Lowrey	(80-83)	3469

Single-Game Completions

1.	Danny Kanell	Georgia Tech	1995	41
2.	Danny Kanell	Florida	1994	40
3.	Charlie Ward	Florida	1993	38
4.	Chris Weinke	Duke	2000	37
	Kim Hammond	Penn State (Gator Bowl)	1967	37
6.	Drew Weatherford	Virginia	2005	35
	Drew Weatherford	Duke	2007	35
8.	Christian Ponder	North Carolina	2009	33
9.	Drew Weatherford	Boston College	2006	32
	Chris Weinke	BYU	2000	32
	Danny Kanell	Virginia	1995	32
12.	Charlie Ward	Notre Dame	1993	31
	Bill Cappelman	Memphis State	1969	31
14.	Drew Weatherford	Troy	2006	30
	Thad Busby	Georgia Tech	1997	30
16.	Chris Rix	Colorado	2003	30
17.	Chris Weinke	Miami	2000	29
	Drew Weatherford	Boston College	2007	29
	Christian Ponder	Boston College	2009	29
20.	Adrian McPherson	Wake Forest	2002	28
	Danny Kanell	NC State	1995	28
	Danny Kanell	Wake Forest	1995	28
	Danny McManus	Nebraska (Fiesta Bowl)	1988	28
	Kelly Lowrey	East Carolina	1983	28
	Gary Pajcic	Virginia Tech	1966	28

Season Completions

1.	Drew Weatherford	2005	469	276
2.	Chris Weinke	2000	431	266
3.	Charlie Ward	1993	380	264
4.	Danny Kanell	1995	402	257
5.	Thad Busby	1997	390	235
6.	Chris Weinke	1999	377	232
7.	Danny Kanell	1994	380	227
	Christian Ponder	2009	330	227
9.	Chris Rix	2003	382	216
10.	Peter Tom Willis	1989	346	211
11.	Gary Huff	1972	385	206
12.	Charlie Ward	1992	365	204
13.	EJ Manuel	2011	311	203
14.	Casey Weldon	1991	313	189
15.	Christian Ponder	2010	299	184
	Gary Huff	2010	327	184
17.	Bill Cappelman	1969	344	183
18.	Drew Weatherford	2007	318	181
19.	Drew Weatherford	2006	318	177
	Christian Ponder	2008	318	177

Career Completions

1.	Chris Weinke	(97-00)	1107	650
2.	Drew Weatherford	(05-08)	1128	644
3.	Christian Ponder	(07-10)	965	596
4.	Chris Rix	(01-04)	1042	575
5.	Danny Kanell	(92-95)	851	529
6.	Charlie Ward	(89-93)	759	473
7.	Gary Huff	(70-72)	796	436
8.	Thad Busby	(94-97)	715	421
9.	Bill Cappelman	(67-69)	636	349
10.	EJ Manuel	(09-11)	510	337
11.	Casey Weldon	(88-91)	545	323
12.	Peter Tom Willis	(86-89)	500	304
13.	Jimmy Jordan	(76-79)	595	298
14.	Chip Ferguson	(85-88)	496	281
15.	Wally Woodham	(75, 77-79)	476	273
16.	Kelly Lowrey	(80-83)	464	252
	Steve Tensi	(62-64)	472	252
18.	Rick Stockstill	(77-81)	447	250
19.	Danny McManus	(83-87)	455	248
20.	Kim Hammond	(64-67)	351	196

Season TD Passes

1.	Chris Weinke	2000	33
2.	Danny Kanell	1995	32
3.	Charlie Ward	1993	27
4.	Chris Weinke	1999	25
	Thad Busby	1997	25
	Gary Huff	1972	25
	Bill Cappelman	1968	25
8.	Chris Rix	2001	24
9.	Gary Huff	1971	23
10.	Chris Rix	2003	23
11.	Charlie Ward	1992	22
	Casey Weldon	1991	22
13.	Christian Ponder	2010	20
	Peter Tom Willis	1989	20
15.	Chris Weinke	1998	19
16.	EJ Manuel	2011	18
	Drew Weatherford	2005	18
18.	Danny Kanell	1994	17
19.	Thad Busby	1996	16
	Chip Ferguson	1988	16

Career TD Passes

1.	Chris Weinke	(97-00)	79
2.	Chris Rix	(01-04)	63
3.	Danny Kanell	(92-95)	57
4.	Gary Huff	(70-72)	52
5.	Charlie Ward	(89-93)	49
6.	Thad Busby	(94-97)	46
7.	Christian Ponder	(07-10)	45
8.	Casey Weldon	(88-91)	41
9.	Jimmy Jordan	(76-79)	39
	Bill Cappelman	(67-69)	39
11.	Drew Weatherford	(04-07)	37
12.	Chip Ferguson	(85-88)	34
13.	Peter Tom Willis	(86-89)	33
14.	Christian Ponder	(07-09)	29
15.	Steve Tensi	(62-64)	28
16.	Rick Stockstill	(77, 79-81)	26
17.	Danny McManus	(84-87)	25
18.	EJ Manuel	(09-11)	24
	Kelly Lowrey	(79-83)	24
20.	Wally Woodham	(75-79)	22



PASSING RECORDS

Attempts in a game

1.	Danny Kanell	Virginia	1995	67
2.	Drew Weatherford	Virginia	2005	59
3.	Chris Weinke	Miami	2000	58
	Gary Huff	Florida	1972	58
5.	Danny Kanell	Florida	1994	53
	Charlie Ward	Florida	1993	53
	Kim Hammond	Penn State (Gator Bowl)	1967	53
	Gary Pajcic	Virginia Tech	1966	53
9.	Chris Weinke	Oklahoma (Orange Bowl)	2001	51
	Danny Kanell	Georgia Tech	1995	51
	Casey Weldon	Florida	1991	51
	Danny McManus	Nebraska (Fiesta Bowl)	1988	51
	Gary Huff	Houston	1972	51
14.	Chris Weinke	BYU	2000	50
	Charlie Ward	Notre Dame	1993	50
	Bill Cappleman	Memphis State	1969	50
17.	Chris Weinke	Clemson	1999	49
18.	Drew Weatherford	Kentucky (Music City)	2007	48
	Drew Weatherford	Boston College	2006	48
	Danny Kannell	Virginia	1994	48

Consecutive 300-Yard Games

Christian Ponder	2009	3
Chris Rix	2001	3
Chris Weinke	2000	3
Danny Kanell	1995	3
Peter Tom Willis	1989	3
Kim Hammond	1967	3
Chris Weinke	1999	2
Thad Busby	1997	2
Danny Kanell	1994	2
Charlie Ward	1993	2
Peter Tom Willis	1989	2
Gary Huff	1971	2
Bill Cappleman	1968	2
Chris Weinke	1998	2
Chris Rix	2003	2
Drew Weatherford	2005	2
Drew Weatherford	2007	2

Career 300-Yard Games

Chris Weinke	1997-00	13
Danny Kanell	1992-95	10
Chris Rix	2001-04	9
Drew Weatherford	2005-07	9
Thad Busby	1993-97	8
Gary Huff	1970-72	7
Charlie Ward	1989-93	6
Peter Tom Willis	1986-89	6
Bill Cappleman	1967-69	5
Kim Hammond	1966-67	4
Christian Ponder	2007-09	4
EJ Manuel	2009-11	2
Cushing Weldon	1988-93	2

Rushing Yards In A Season

1.	Charlie Ward (1992)	504	6
2.	Ken McLean (1948)	463	7
3.	Nelson Italiano (1950)	424	5
4.	Christian Ponder (2008)	423	4
5.	Bobby Renn (1957)	417	4

Year-By-Year Passing Leaders

Year	Name	Att	Comp	Int	Yds	TD
1955	Len Swantic	73	37	5	576	2
1956	Lee Corso	59	32	5	369	5
1957	Bobby Renn	54	23	4	263	2
1958	Vic Prinzi	71	40	5	480	7
1959	Joe Majors	168	90	7	1063	7
1960	Ed Trancygier	97	38	10	552	6
1961	Eddie Feely	83	48	3	471	4
1962	Steve Tensi	121	60	2	796	6
1963	Steve Tensi	147	71	9	915	9
1964	Steve Tensi	204	121	10	1681	14
1965	Ed Pritchett	247	110	14	1225	5
1966	Gary Pajcic	232	125	9	1590	8
1967	Kim Hammond	241	140	10	1991	15
1968	Bill Cappleman	287	162	11	2410	25
1969	Bill Cappleman	344	183	18	2467	14
1970	Tommy Warren	190	97	10	1594	11
1971	Gary Huff	327	184	18	2736	23
1972	Gary Huff	385	206	23	2893	25
1973	Billy Sexton	128	51	12	754	4
1974	Ron Coppess	145	78	7	817	2
1975	Clyde Walker	203	117	8	1619	10
1976	Jimmy Black	179	104	9	1535	9
1977	Wally Woodham	154	94	9	1270	8
1978	Jimmy Jordan	199	108	9	1427	14
1979	Jimmy Jordan	180	87	14	1173	13
1980	Rick Stockstill	201	121	8	1377	15
1981	Rick Stockstill	238	122	14	1356	11
1982	Kelly Lowrey	217	113	8	1671	11
1983	Kelly Lowrey	233	131	12	1720	12
1984	Eric Thomas	161	78	4	1218	14
1985	Chip Ferguson	130	70	8	990	11
1986	Danny McManus	112	65	2	872	7
1987	Danny McManus	264	138	9	1964	14
1988	Chip Ferguson	194	122	11	1714	16
1989	Peter Tom Willis	346	211	9	3124	20
1990	Casey Weldon	182	112	4	1600	12
1991	Casey Weldon	313	189	8	2527	22
1992	Charlie Ward	365	204	17	2647	22
1993	Charlie Ward	380	264	4	3032	27
1994	Danny Kanell	380	227	13	2781	17
1995	Danny Kanell	402	257	13	2957	32
1996	Thad Busby	243	134	12	1866	16
1997	Thad Busby	390	235	10	3317	25
1998	Chris Weinke	286	145	10	2487	19
1999	Chris Weinke	377	232	14	3103	25
2000	Chris Weinke	431	266	11	4167	33
2001	Chris Rix	286	165	13	2734	24
2002	Chris Rix	225	118	7	1684	13
2003	Chris Rix	382	216	13	3107	23
2004	Wyatt Sexton	252	139	8	1661	8
2005	Drew Weatherford	469	276	18	3208	18
2006	Drew Weatherford	318	177	11	2154	12
2007	Drew Weatherford	318	181	3	2049	9
2008	Christian Ponder	318	177	13	2006	14
2009	Christian Ponder	330	227	7	2717	14
2010	Christian Ponder	299	184	8	2044	20
2011	EJ Manuel	311	203	8	2666	18

All-Time 300-Yard Passing Games

536	Chris Weinke	Duke	2000
521	Chris Weinke	Clemson	2000
508	Bill Cappleman	Memphis State	1969
496	Chris Weinke	Miami	2000
482	Peter Tom Willis	Memphis State	1989
463	Thad Busby	NC State	1997
454	Danny Kanell	Virginia	1995
446	Charlie Ward	Florida	1993
443	Chris Weinke	Georgia Tech	2000
437	Bill Cappleman	South Carolina	1968
427	Danny Kanell	Maryland	1994
422	Peter Tom Willis	Nebraska	1990
421	Danny Kanell	Florida	1994
409	Gary Huff	Houston	1972
399	Thad Busby	Georgia Tech	1997
395	Christian Ponder	North Carolina	2009
395	Charlie Ward	Maryland	1992
394	Chris Rix	Colorado	2003
394	Danny Kanell	Duke	1994
390	Thad Busby	Wake Forest	1997
377	Drew Weatherford	Virginia	2005
375	Danny McManus	Nebraska	1988
374	Gary Huff	Virginia Tech	1971
372	Bill Cappleman	Tulsa	1969
369	Chris Rix	Clemson	2001
369	Kim Hammond	Mississippi State	1967
366	Gary Huff	South Carolina	1971
365	Bill Cappleman	Wake Forest	1968
362	Peter Tom Willis	South Carolina	1989
362	Kim Hammond	Penn State	1967
359	Christian Ponder	Georgia Tech	2009
357	Eric Thomas	Auburn	1984
354	Chris Weinke	Wake Forest	1999
354	Drew Weatherford	Boston College	2007
353	Chris Weinke	Florida	2000
351	Drew Weatherford	Wake Forest	2005
351	Jimmy Black	Southern Miss	1976

351	Bill Cappleman	Houston	1968
350	Chris Rix	Maryland	2001
347	Casey Weldon	Syracuse	1991
347	Gary Huff	Arizona State	1971
346	Danny Kanell	Maryland	1995
345	Chris Rix	Wake Forest	2001
342	Drew Weatherford	The Citadel	2005
342	Danny Kanell	Wake Forest	1995
341	Danny Kanell	Maryland	1993
340	Christian Ponder	Boston College	2009
339	Chris Rix	Wake Forest	2003
339	Drew Weatherford	Duke	2007
338	Chris Weinke	North Carolina	1998
338	Peter Tom Willis	Virginia Tech	1989
338	Chip Ferguson	Oklahoma State	1985
336	Clint Trickett	Clemson	2011
336	Drew Weatherford	Troy	2006
334	Thad Busby	Ohio State	1998
332	Chris Weinke	Miami	1999
332	Thad Busby	Clemson	1997
332	Drew Weatherford	Duke	2007
331	Charlie Ward	Florida	1992
330	Danny Kanell	Virginia	1994
329	EJ Manuel	Charleston Southern	2011
329	Chris Weinke	Virginia Tech	2000
329	Gary Huff	Miami	1972
327	Chris Rix	Notre Dame	2003
326	Drew Weatherford	Boston College	2006
326	Chris Rix	Virginia Tech	2001
325	Drew Weatherford	UCLA	2006
325	Casey Weldon	Florida	1990
325	Gary Huff	Florida	1972
324	Christian Ponder	Jacksonville State	2009
324	Chris Weinke	Wake Forest	2000
324	Peter Tom Willis	Tulane	1989
322	Charlie Ward	Virginia	1993
322	Kelly Lowrey	East Carolina	1983
321	EJ Manuel	NC State	2011
319	Peter Tom Willis	Florida	1989
318	Chris Weinke	BYU	2000
317	Charlie Ward	Clemson	1993
316	Chris Weinke	Miami	1998
316	Thad Busby	Virginia	1996
314	Kim Hammond	Virginia Tech	1967
313	Joe Majors	Tampa	1959
312	Jimmy Jordan	LSU	1979
312	Gary Pajcic	Virginia Tech	1966
310	Danny Kanell	NC State	1995
308	Thad Busby	Maryland	1997
305	Casey Weldon	Florida	1991
304	Chris Weinke	Maryland	1999
304	Thad Busby	Clemson	1996
303	Charlie Ward	North Carolina	1993
303	Steve Tensi	Oklahoma	1965
302	Chris Rix	NC State	2001
302	Chris Weinke	Clemson	1998
302	Thad Busby	Southern Mississippi	1996
302	Danny Kanell	Georgia Tech	1995
302	Kim Hammond	Memphis State	1967
301	Peter Tom Willis	LSU	1989
300	Gary Huff	Kansas	1971


Team Records

Single-Game

Most Passes Attempted	68	vs. Virginia 11/2/95
Most Passes Attempted Both Teams	109	vs. Maryland 11/18/95
Most Passes Completed	40	vs. Florida 11/26/94
Most Passes Completed Both Teams	81	vs. Maryland 11/18/95
Highest Percentage Completed	82.5 (33-40)	vs. North Carolina (Min. 20 atts.) 10/22/09
Most Interceptions Thrown	7	vs. S Carolina 11/10/84
Most Yards Gained	536	vs. Duke 10/14/00
Most Yards Gained Both Teams	895	vs. Miami 10/9/10
Touchdown Passes	7	vs. NC State 9/16/95

Single-Season

Most Passes Attempted	526	2005
Most Passes Completed	327	1993
Highest Average Per Attempt	8.91	1989 (3,448-387)
Highest Average Per Completion	16.3	1984 (1,938-119)
Most Yards	4,608	2000
Most Yards Per Game	384.0	2000 (4,608-12)
Highest Completion Percentage	82.5	2009 (33-40)
Most TD Passes	37	1993
Highest Passing Efficiency	163.73	2000



504

Rushing Yards in a Season by a Quarterback
Charlie Ward - 1992



PASSING RECORDS

300-Yard Passing by Player

Chris Weinke (14):

536 Yds.	Duke, 2000
521 Yds.	Clemson, 2000
496 Yds.	Miami, 2000
443 Yds.	Georgia Tech, 2000
354 Yds.	Wake Forest, 1999
353 Yds.	Florida, 2000
338 Yds.	North Carolina, 1996
332 Yds.	Miami, 1999
329 Yds.	Virginia Tech, 2000
324 Yds.	Wake Forest, 2000
318 Yds.	BYU, 2000
316 Yds.	Miami, 1998
304 Yds.	Maryland, 1999
302 Yds.	Clemson, 1998

Danny Kanell (10):

454 Yds.	Virginia, 1995
427 Yds.	Maryland, 1994
421 Yds.	Florida, 1994
394 Yds.	Duke, 1994
346 Yds.	Maryland, 1995
342 Yds.	Wake Forest, 1995
341 Yds.	Maryland, 1993
330 Yds.	Virginia, 1994
310 Yds.	NC State, 1995
302 Yds.	Georgia Tech, 1995

Thad Busby (9):

463 Yds.	NC State, 1997
399 Yds.	Georgia Tech, 1997
390 Yds.	Wake Forest, 1997
334 Yds.	Ohio State, 1998
332 Yds.	Clemson, 1997
316 Yds.	Virginia, 1996
308 Yds.	Maryland, 1997
304 Yds.	Clemson, 1996
302 Yds.	Southern Miss, 1996

Chris Rix (9):

394 Yds.	Colorado, 2003
369 Yds.	Clemson, 2001
350 Yds.	Maryland, 2001
345 Yds.	Wake Forest, 2001
339 Yds.	Wake Forest, 2003
327 Yds.	Notre Dame, 2003
326 Yds.	Virginia Tech, 2001
305 Yds.	NC State, 2001
302 Yds.	NC State, 2001

Drew Weatherford (9):

377 Yds.	Virginia, 2005
354 Yds.	Boston College, 2007
351 Yds.	Wake Forest, 2005
342 Yds.	The Citadel, 2005
339 Yds.	Duke, 2007
336 Yds.	Troy, 2006
332 Yds.	UAB, 2007
326 Yds.	Boston College, 2006
325 Yds.	UCLA, 2006

Gary Huff (7):

409 Yds.	Houston, 1972
374 Yds.	Virginia Tech, 1971
366 Yds.	South Carolina, 1971
347 Yds.	Arizona State, 1971
329 Yds.	Miami, 1972
325 Yds.	Florida, 1972
300 Yds.	Kansas, 1971

Peter Tom Willis (7):

482 Yds.	Memphis St., 1989
422 Yds.	Nebraska, 1990
362 Yds.	South Carolina, 1989
338 Yds.	Virginia Tech, 1989
324 Yds.	Tulane, 1989
319 Yds.	Florida, 1989
301 Yds.	LSU, 1989

Charlie Ward (6):

446 Yds.	Florida, 1993
395 Yds.	Maryland, 1992
331 Yds.	Florida, 1992
322 Yds.	Virginia, 1993
317 Yds.	Clemson, 1993
303 Yds.	North Carolina, 1993

Bill Cappleman (5):

508 Yds.	Memphis State, 1969
437 Yds.	South Carolina, 1968
372 Yds.	Tulsa, 1969
365 Yds.	Wake Forest, 1968
351 Yds.	Houston, 1968

Kim Hammond (4):

369 Yds.	Mississippi State, 1967
362 Yds.	Penn State, 1967
314 Yds.	Virginia Tech, 1967
302 Yds.	Memphis State, 1967

Christian Ponder (4):

395 Yds.	North Carolina, 2009
359 Yds.	Georgia Tech, 2009
340 Yds.	Boston College, 2009
324 Yds.	Jacksonville State, 2009

Casey Weldon (3):

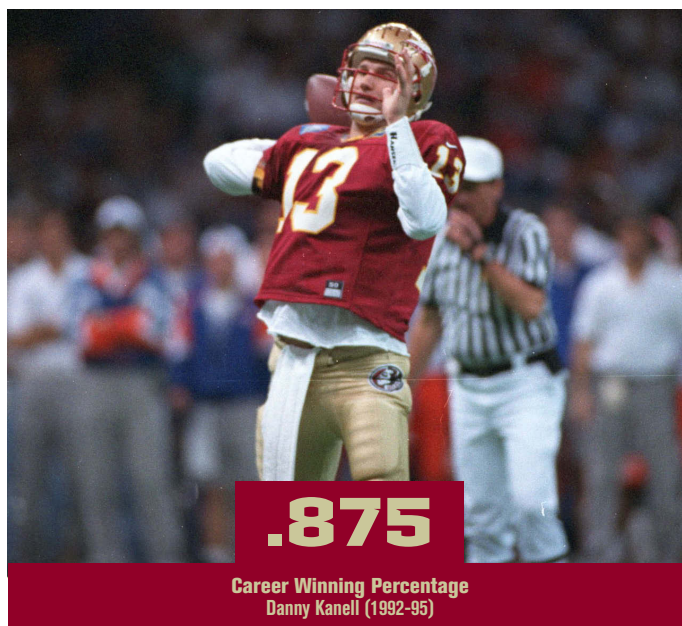
347 Yds.	Syracuse, 1991
325 Yds.	Florida, 1990
305 Yds.	Florida, 1991

EJ Manuel (2):

329	Charleston Southern, 2011
321	NC State, 2011

Eric Thomas (1):

357 Yds.	Auburn, 1984
----------	--------------



Starting QB Records (Since 1980)

By Wins

Chris Weinke	(97-00)	32-3	.914
Chris Rix	(01-04)	28-11	.718
Christian Ponder	(07-10)	23-13	.638
Charlie Ward	(89-93)	22-2	.917
Thad Busby	(96-97)	21-2	.913
Danny Kanell	(92-95)	21-3-1	.860
Drew Weatherford	(05-07)	20-13	.606
Danny McManus	(83-87)	19-3	.864
Casey Weldon	(88-91)	16-2	.889
Rick Stockstill	(77, 79-81)	15-5	.750
EJ Manuel	(09-11)	13-4	.765
Kelly Lowery	(79-83)	12-6	.667
Peter Tom Willis	(86-89)	11-2	.846
Eric Thomas	(81-85)	10-1-1	.875

By Percentage

Charlie Ward	(89-93)	22-2	.917
Chris Weinke	(97-00)	32-3	.914
Thad Busby	(96-97)	21-2	.913
Casey Weldon	(88-91)	16-2	.889
Danny Kanell	(92-95)	21-3	.875
Eric Thomas	(81-85)	10-1-1	.875
Danny McManus	(83-87)	19-3	.864
Peter Tom Willis	(86-89)	11-2	.846
EJ Manuel	(09-11)	13-4	.765
Rick Stockstill	(77, 79-81)	15-5	.750
Chris Rix	(01-04)	28-11	.718
Kelly Lowery	(79-83)	12-6	.667
Christian Ponder	(07-10)	23-13	.638
Drew Weatherford	(05-07)	20-13	.606

(minimum 10 wins)

Season Records

Most Attempts

1.	526 in 2005
2.	469 in 1993
3.	465 in 1995
4.	441 in 1994
5.	440 in 1997
6.	439 in 2006
7.	438 in 2003
8.	437 in 2009
9.	423 in 1999
10.	419 in 2002
11.	402 in 2004

Most Completions

1.	327 in 1993
2.	303 in 2005
3.	297 in 1995
4.	296 in 2009
5.	290 in 2000
6.	264 in 1994
7.	262 in 1997
8.	250 in 1999
9.	250 in 2010
10.	249 in 2003
11.	247 in 2011
12.	239 in 2006

Highest Completion Percentage

1.	69.7 in 1993
2.	67.7 in 2009
3.	64.5 in 2011
4.	63.9 in 1995
5.	63.8 in 1990
6.	62.9 in 2010
7.	61.8 in 2000
8.	60.0 in 1991
9.	59.9 in 1994
10.	59.5 in 1997
11.	59.5 in 1999
12.	59.2 in 2005

Most Times Intercepted

1.	23 in 1972
2.	21 in 1973
	21 in 1967
	21 in 1954
5.	19 in 2005
6.	18 in 1998
	18 in 1994
	18 in 1988
	18 in 1981
10.	17 in 1992
	17 in 1999

Most Yards

1.	4608 in 2000
2.	3909 in 1993
3.	3740 in 1997
4.	3674 in 2005
5.	3616 in 1995
6.	3534 in 2009
7.	3505 in 2003
8.	3448 in 1989
9.	3341 in 2011
10.	3332 in 1999
11.	3234 in 1994

Most Yards Per Game

1.	384.0 in 2000
2.	340.0 in 1997
3.	328.7 in 1995
4.	325.8 in 1993
5.	313.5 in 1989
6.	294.0 in 1994
7.	284.4 in 1968
8.	282.6 in 2005
9.	282.1 in 1999
10.	271.8 in 2009





RUSHING RECORDS

Longest TD Runs

1.	97 yards, Larry Key vs. Virginia Tech	1976
2.	95 yards, Sammie Smith vs. Furman	1987
3.	90 yards, Chris Thompson vs. Miami	2010
4.	88 yards, Sean Jackson vs. Wake Forest	1992
5.	87 yards, Travis Minor vs. Virginia	1997
6.	85 yards, Rock Preston vs. Duke	1995
7.	83 yards, Sammie Smith vs. East Carolina	1987
8.	83 yards, Chris Thompson vs. BYU	2010
9.	82 yards, Davy Ford vs. Clemson	2000
10.	81 yards, Greg Allen vs. Arizona State	1984
11.	81 yards, Fred Pickard vs. Virginia Tech	1957
12.	80 yards, Antone Smith vs. Duke	2006
13.	80 yards, Warrick Dunn vs. Miami	1996
14.	80 yards, Phil Spooner vs. Houston	1965
15.	78 yards, Buck Metts vs. Stetson	1964
16.	77 yards, Jessie Hester vs. Miami	1984
17.	74 yards, Bobby McKinnon vs. Memphis State	1973

Longest Non-TD Runs

1.	84 yards, Clyde Allen vs. Maryland	1992
2.	78 yards, LeRoy Butler vs. Clemson	1988
3.	76 yards, Roy Thompson vs. Stetson	1951
4.	74 yards, Dexter Carter vs. Memphis State	1987
5.	66 yards, Greg Allen vs. Louisiana State	1981
6.	65 yards, Dennis McKinnon vs. West Virginia	1982
7.	Wayne Giardino vs. Oklahoma (Gator Bowl)	1965
8.	64 yards, Greg Jones vs. Clemson	2002
9.	Sammie Smith vs. Miami	1987
10.	Nelson Italiano vs. Troy State	1951
11.	63 yards, Lawrence Dawsey vs. Memphis State	1990

Single-Game Yards

1.	Greg Allen	Western Carolina	1981	322
2.	Sammie Smith	East Carolina	1987	244
3.	Greg Allen	Arizona State	1984	223
4.	Sammie Smith	Tulane	1988	212
5.	Victor Floyd	South Carolina	1985	212
6.	Sammie Smith	Indiana (All-American Bowl)	1986	205
7.	Greg Allen	Louisiana State	1981	202
8.	Greg Allen	Louisiana State	1983	201
9.	Tony Smith	Oklahoma State	1982	201
10.	Leon Washington	West Virginia	2004	195
11.	Greg Jones	Miami	2002	189
12.	Sammie Smith	Miami	1987	189
13.	Sam Platt	Memphis State	1980	188
14.	Jermaine Thomas	NC State	2009	186
15.	Warrick Dunn	Florida	1996	185
16.	Warrick Dunn	Miami	1995	184
17.	Warrick Dunn	Clemson	1995	180
18.	Warrick Dunn	Georgia Tech	1994	174
19.	Greg Jones	Virginia	2002	173
20.	Greg Allen	Louisville	1982	173
21.	Larry Key	Auburn	1977	170

Season Yards

1.	Warrick Dunn, 1995	166	1242
2.	Sammie Smith, 1987	172	1230
3.	Warrick Dunn, 1996	189	1180
4.	Greg Allen, 1983	200	1134
5.	Warrick Dunn, 1994	152	1026
6.	Larry Key, 1977	239	1117
7.	Mark Lyles, 1979	225	1011
8.	Leon Washington, 2004	132	988
9.	Sam Platt, 1980	224	983
10.	Amp Lee, 1991	186	977
11.	Greg Allen, 1984	133	971
12.	Lorenzo Booker, 2004	173	948
13.	Hodges Mitchell, 1972	192	944
14.	Greg Jones, 2002	161	938

Career Yards

1.	Warrick Dunn (93-96)	575	3959
2.	Greg Allen (81-84)	624	3769
3.	Travis Minor (97-00)	664	3218
4.	Larry Key (74-77)	625	2953
5.	Sammie Smith (85-88)	411	2539
6.	Greg Jones (00-03)	480	2535
7.	Lorenzo Booker (03-06)	477	2389
8.	Antone Smith (05-08)	493	2255
9.	Mark Lyles (76-79)	515	2218
10.	Sean Jackson (90-93)	347	2133
11.	Amp Lee (89-91)	405	2092
12.	Jermaine Thomas (08-11)	379	2083
13.	Leon Washington (01-05)	369	2078
14.	Dexter Carter (86-89)	327	1788
15.	Lorenzo Booker (02-06)	354	1773

Season Rushing Touchdowns

1.	Greg Allen, 1982	20
2.	Amp Lee, 1990	16
3.	Dayne Williams, 1987	15
4.	Antone Smith, 1008	15
5.	Warrick Dunn, 1995	13
6.	Greg Allen, 1983	13
7.	Warrick Dunn, 1996	12
8.	Pooh Bear Williams, 1995	12
9.	Zack Crockett, 1994	11
10.	Amp Lee, 1991	11
11.	William Floyd, 1992	9
12.	Rock Preston, 1994	9
13.	Travis Minor, 1997	9
14.	Jermaine Thomas, 2009	9
15.	Devonta Freeman, 2011	8
16.	Greg Jones, 2002	8
17.	Dexter Carter, 1989	8
18.	Greg Allen, 1984	8
19.	Greg Allen, 1983	8
20.	Kelly Lowrey, 1983	8
21.	Mark Lyles, 1979	8
22.	Jim Mankins, 1966	8

Career Rushing Touchdowns

1.	Greg Allen (81-84)	44
2.	Warrick Dunn (93-96)	37
3.	Amp Lee (89-91)	30
4.	Travis Minor (97-00)	28
5.	Antone Smith (05-08)	26
6.	Dayne Williams (86-88)	24
7.	Greg Jones (00-03)	23
8.	Mark Lyles (76-79)	20
9.	Jermaine Thomas (08-11)	19
10.	Rock Preston (94-96)	17
11.	Pooh Bear Williams (93, 95-96)	17
12.	Dexter Carter (86-89)	17
13.	William McCray (97-01)	16
14.	William Floyd (91-93)	16
15.	Lorenzo Booker (03-06)	15
16.	Sammie Smith (86-88)	15

True Freshman Rushing Leaders - Single Season

1.	Greg Allen (1981)	888
2.	Roosevelt Snipes (1983)	629
3.	Travis Minor (1997)	623
4.	Larry Key (1974)	602
5.	Devonta Freeman (2011)	579

Year-By-Year Rushing Leaders

Year	Name	No	Yds	Avg	TD
1955	Lee Corso	111	431	3.9	3
1956	Bobby Renn	105	596	5.7	2
1957	Fred Pickard	86	463	5.4	2
1958	Fred Pickard	122	615	5.0	4
1959	Fred Pickard	131	481	3.7	4
1960	Bud Whitehead	81	293	3.6	2
1961	Keith Kindermann	81	385	4.8	1
1962	Gene Roberts	75	299	4.0	0
1963	Dave Snyder	107	500	4.7	3
1964	Phil Spooner	136	516	3.8	5
1965	Jim Mankins	85	326	3.8	1
1966	Bill Moremen	123	480	3.9	7
1967	Bill Moremen	94	439	4.7	5
1968	Tom Bailey	116	570	4.9	2
1969	Tom Bailey	144	630	4.4	2
1970	Tom Bailey	121	514	4.2	2
1971	Paul Magalski	106	516	4.9	3
1972	Hodges Mitchell	192	944	4.9	3
1973	Hodges Mitchell	171	669	3.9	2
1974	Larry Key	123	602	4.9	3
1975	Leon Bright	162	675	4.2	3
1976	Larry Key	144	712	4.9	4
1977	Larry Key	239	1117	4.7	3
1978	Homes Johnson	183	817	4.5	4
1979	Mark Lyles	225	1011	4.5	8
1980	Sam Platt	224	983	4.4	6
1981	Greg Allen	139	888	6.4	3
1982	Ricky Williams	134	857	6.4	3
1983	Greg Allen	200	1134	5.7	13
1984	Greg Allen	133	971	7.3	8
1985	Tony Smith	111	678	6.1	4
1986	Victor Floyd	129	654	5.1	6
1987	Sammie Smith	172	1230	7.1	7
1988	Sammie Smith	108	577	5.3	4
1989	Dexter Carter	131	684	5.2	8
1990	Amp Lee	158	825	5.2	16
1991	Amp Lee	186	1077	5.3	11
1992	Tiger McMillon	116	579	5.0	3
1993	Sean Jackson	134	825	6.2	5
1994	Warrick Dunn	152	1026	6.8	8
1995	Warrick Dunn	166	1242	7.5	13
1996	Warrick Dunn	189	1180	6.2	12
1997	Travis Minor	112	623	5.6	9
1998	Travis Minor	191	857	4.9	7
1999	Travis Minor	180	815	4.5	7
2000	Travis Minor	181	923	5.1	5
2001	Greg Jones	134	713	5.3	6

2002	Greg Jones	161	938	5.8	8
2003	Greg Jones	144	618	4.3	7
2004	Leon Washington	138	951	6.9	7
2005	Lorenzo Booker	119	552	4.6	4
2006	Lorenzo Booker	143	616	4.3	4
2007	Antone Smith	192	819	4.3	3
2008	Antone Smith	177	792	4.5	15
2009	Jermaine Thomas	163	832	5.1	9
2010	Chris Thompson	134	845	6.3	6
2011	Devonta Freeman	120	579	4.8	8

All-Time 100-Yard Rushing Games

322	Greg Allen	W Carolina	1981
244	Sammie Smith	East Carolina	1987
223	Greg Allen	Arizona State	1984
212	Sammie Smith	Tulane	1988
212	Victor Floyd	South Carolina	1985
205	Sammie Smith	Indiana	1986
202	Greg Allen	LSU	1981
201	Tony Smith	Oklahoma State	1985
201	Greg Allen	LSU	1983
195	Leon Washington	West Virginia	2004
189	Greg Jones	Miami	2002
189	Sammie Smith	Miami	1987
188	Sam Platt	Memphis State	1980
186	Jermaine Thomas	NC State	2009
185	Warrick Dunn	Florida	1996
184	Warrick Dunn	Miami	1995
180	Warrick Dunn	Clemson	1995
176	Sammie Smith	Furman	1987
174	Warrick Dunn	Georgia Tech	1994
173	Greg Jones	Virginia	2002
173	Greg Allen	Louisville	1982
170	Larry Key	Auburn	1977
165	Greg Jones	Clemson	2002
165	Rock Preston	Notre Dame	1994
164	Leon Washington	Syracuse	2004
163	Warrick Dunn	Miami	1996
163	Warrick Dunn	Notre Dame	1994
163	Keith Ross	South Carolina	1985
162	Warrick Dunn	Wake Forest	1994
161	Buddy Strauss	Mississippi College	1949
160	Greg Jones	Clemson	2001
158	Chris Thompson	Miami	2010
158	Chris Parker	East Carolina	1988
156	Antone Smith	Kentucky	2007
157	Travis Minor	Virginia	1997
155	Mike Davison	Tulsa	1972
154	Antone Smith	Colorado	2008
154	Greg Allen	East Carolina	1983
154	Larry Key	Virginia Tech	1976
153	Leon Washington	North Carolina	2004
152	Homes Johnson	Virginia Tech	1978
152	Mike Sellers	Sai Ross State	1951
151	Roosevelt Snipes	South Carolina	1984
151	Roosevelt Snipes	UT-Chattanooga	1984
151	Mark Lyles	Florida	1979
150	Bobby Renn	Abilene Christian	1957
149	Jermaine Thomas	Wake Forest	2009
149	Art Munroe	Southern Miss	1971
147	Chris Thompson	South Carolina	2010
147	Amp Lee	Florida	1990
147	Tony Smith	Tulsa	1985
146	Antone Smith	Duke	2007
146	Travis Minor	Miami	1999
146	Travis Minor	Texas A&M	1998
146	Ken MacLean	Cumberland	1948
145	Greg Allen	Louisville	1983
144	Christian Ponder	Miami	2008
143	Warrick Dunn	North Carolina	1995
143	Greg Allen	Memphis State	1984
143	Larry Key	Florida	1977
142	Travis Minor	Florida	1997
142	Dexter Carter	Miami	1989
142	Sammie Smith	Southern Miss	1987
142	Victor Floyd	Louisville	1987
142	Mark Lyles	Cincinnati	1979
142	Phil Spooner	Houston	1965
142	Keith Kinderman	Richmond	1961
141	Bobby Fiveash	Tampa	1953
140	Ricky Williams	Louisville	1982
138	Tiger McMillon	Virginia	1992
138	Leon Bright	Utah State	1975
138	Hodges Mitchell	Virginia Tech	1972
137	Antone Smith	Rice	2006
135	Dexter Carter	Memphis State	1987
135	Greg Allen	Temple	1984
135	Ricky Williams	Notre Dame	1981
135	Homes Johnson	Syracuse	1978
134	Leon Washington	Florida	2002
133	Preston Parker	Maryland	2007
133	Jeff Chaney	Maryland	1998
133	Warrick Dunn	Clemson	1994
133	Greg Allen	Kansas	1984
133	Fred Pickard	Tennessee	1958
133	Roy Thompson	Wofford	1951
132	Tony Smith	Kansas	1985
132	Mark Lyles	South Carolina	1979



RUSHING RECORDS

132	Buddy Strauss	Wofford	1950
131	Warrick Dunn	Virginia	1996
131	Hodges Mitchell	Mississippi State	1972
131	Tom Bailey	Mississippi State	1969
130	Jermaine Thomas	Georgia Tech	2008
130	Lorenzo Booker	Duke	2004
130	Travis Minor	Virginia	1998
130	Sam Platt	East Carolina	1980
130	Hodges Mitchell	Kansas	1972
130	Bobby Renn	Furman	1958
130	Mike Sellers	Howard	1950
129	Travis Minor	NC State	2000
128	Travis Minor	North Carolina	1997
127	Travis Minor	Florida	1998
127	Chris Parker	Louisiana Tech	1988
127	Larry Key	Oklahoma State	1977
126	Rock Preston	Duke	1995
126	Larry Green	Memphis State	1967
125	Greg Allen	Cincinnati	1983
125	Phil Spooner	Oklahoma	1965
124	Warrick Dunn	Duke	1995
124	Larry Key	Memphis State	1974
124	Bobby Renn	Villanova	1956
123	Chris Thompson	BYU	2010
123	Lorenzo Booker	Virginia	2004
123	Zack Crockett	Maryland	1994
123	Sam Platt	Pittsburgh	1980
123	Michael Whiting	Florida	1979
123	Larry Key	Alabama	1974
122	Jermaine Thomas	Virginia	2010
122	Nick Maddox	Georgia Tech	2002
122	Nick Maddox	Wake Forest	2002
122	Travis Minor	Georgia Tech	1999
122	Warrick Dunn	NC State	1994
122	Amp Lee	Michigan	1991
122	Wyatt Parrish	Troy State	1949
121	Jermaine Thomas	West Virginia	2009
121	Leon Washington	NC State	2003
121	Warrick Dunn	Georgia Tech	1996
121	Warrick Dunn	Florida	1995
121	Warrick Dunn	North Carolina	1994
121	Roosevelt Snipes	Cincinnati	1983
120	Greg Jones	Virginia Tech	2001
120	Travis Minor	Louisville	2000
120	Larry Key	Kansas State	1977
119	Jermaine Thomas	Clemson	2009
119	Sean Jackson	South Carolina	1990
119	Sean Jackson	Texas A&M	1990
119	Dexter Carter	Virginia Tech	1988
119	Sammie Smith	Louisville	1987
119	Bobby Renn	Furman	1956
118	Dexter Carter	So Mississippi	1989
118	Mark Lyles	Louisville	1979
117	Hodges Mitchell	South Carolina	1972
117	Larry Brinkley	Virginia Tech	1963
116	Sean Jackson	Wake Forest	1993
116	Sammie Smith	Florida	1987
116	Sammie Smith	Florida	1986
115	Lorenzo Booker	Rice	2006
115	Sammie Smith	Auburn	1989
115	Victor Floyd	South Carolina	1986
115	Greg Allen	Tulane	1983
114	Antone Smith	Miami	2007
114	Tony Smith	Western Carolina	1985
114	Cletis Jones	Kansas	1984
114	Tom Bailey	Miami	1970
113	Greg Jones	Iowa State	2002
113	Greg Allen	East Carolina	1984
113	Sam Platt	Tulsa	1980
113	Paul Magalski	Tulsa	1971

Team-Game Records - Offense

Single-Game			
Most Rushes	81	vs. East Carolina	9/20/80
Most Rushes, Both Teams	120	vs. Oklahoma	9/25/76
Most Yards	479	vs. W Carolina	10/31/81
Most Yards, Both Teams	706	vs. Louisville	11/13/82
Most Touchdowns	8	vs. Charleston Southern	9/10/11

Single-Season

Most Yards	3,021	1984
Most Yards Per Game	274.6	1984 (3,021-11)
Highest Average Per Play	5.8	1995 (2,696-420)
Most Touchdowns	35	1995

113	Tom Bailey	South Carolina	1969
113	Tom Bailey	Virginia Tech	1969
113	Bill Gunter	South Carolina	1967
112	Lorenzo Booker	Clemson	2005
112	Travis Minor	North Carolina	2000
112	Warrick Dunn	Wake Forest	1995
112	Amp Lee	Tulane	1991
112	Amp Lee	LSU	1991
112	Sean Jackson	Georgia Southern	1990
111	Charlie Ward	Maryland	1992
111	Dexter Carter	Florida	1987
111	Sammie Smith	Tulane	1987
111	Greg Allen	Tulane	1984
111	Cletis Jones	UT-Chattanooga	1984
111	Paul Magalski	South Carolina	1969
111	Jim Mankins	Texas Tech	1966
111	Buck Mettis	VMI	1953
111	Wyatt Parrish	Cumberland	1948
110	Amp Lee	Auburn	1989
110	Victor Floyd	Louisville	1986
110	Ricky Williams	Florida	1982
110	Larry Key	Memphis State	1977
110	Mike Sellers	Randolph-Macon	1950
110	Nelson Italiano	Newberry College	1950
109	Devonta Freeman	Duke	2011
109	Warrick Dunn	Maryland	1996
109	Sammie Smith	Florida	1988
109	Roosevelt Snipes	Louisville	1983
109	Greg Allen	Miami	1981
109	Ricky Williams	Boston College	1980
109	Stan Dobosz	Furman	1952
108	Ty Jones	NC State	2010
108	Warrick Dunn	NC State	1996
108	Roosevelt Snipes	Florida	1984
108	Sam Platt	Virginia Tech	1980
108	Jeff Leggett	Auburn	1976
108	Lee Corso	NC State	1956
108	Mike Sellers	Tampa	1950
107	Ty Jones	Samford	2010
107	Greg Jones	Virginia	2001
107	Sean Jackson	Duke	1993
107	Amp Lee	Virginia Tech	1991
107	Sam Platt	Louisville	1980
107	Lee Corso	Villanova	1955
106	Greg Jones	Maryland	2002
106	Amp Lee	Syracuse	1991
106	Roosevelt Snipes	South Carolina	1983
106	Michael Whiting	Western Carolina	1981
105	Larry Key	Clemson	1975
105	Leon Bright	Miami	1974
105	Tom Bailey	Wake Forest	1968
105	Fred Pickard	Virginia Tech	1957
104	Leon Washington	UAB	2004
104	Warrick Dunn	Maryland	1994
104	Greg Allen	Ohio State	1982
104	Larry Key	Houston	1975
104	Paul Magalski	Pittsburgh	1971
104	Paul Magalski	Tulsa	1971

104	Lee Corso	Ohio University	1956
104	Bobby Renn	Auburn	1956
103	Clyde Allen	Maryland	1992
103	Keith Ross	Western Carolina	1985
103	Roosevelt Snipes	Auburn	1984
103	Art Munroe	Mississippi State	1969
103	Jim Mankins	Texas Tech	1966
103	Billy Odom	The Citadel	1955
102	Travis Minor	Clemson	2000
102	Travis Minor	Wake Forest	1998
102	Amp Lee	East Carolina	1990
102	Jessie Hester	Miami	1984
102	Leon Bright	Texas Tech	1975
102	Hodges Mitchell	Colorado State	1972
101	Lorenzo Booker	West Virginia	2004
101	Greg Jones	Georgia Tech	2001
101	Khalid Abdullah	Wake Forest	1995
101	Warrick Dunn	NC State	1995
101	Sean Jackson	Nebraska	1993
101	Sean Jackson	NC State	1992
101	Hodges Mitchell	San Diego State	1973
101	Dave Snyder	Furman	1963
101	Keith Kinderman	Georgia	1961
101	Wyatt Parrish	Tampa	1949
100	Devonta Freeman	Maryland	2011
100	Travis Minor	Clemson	1999
100	Warrick Dunn	Central Florida	1995
100	Roosevelt Snipes	Auburn	1983
100	Mark Lyles	Pittsburgh	1978
100	Mark Lyles	Florida	1978
100	Mike Davison	Mississippi State	1972
100	Fred Pickard	Tampa	1957
100	Fred Pickard	Georgia	1959
100	Bobby Fiveash	Abilene Christian	1953

Individual Records

Most Rushes

Game:	34, Travis Minor vs. Texas A&M, Aug. 28, 1998
Season:	239, Larry Key, 1977
Career:	664, Travis Minor, 1997-2000

Most Yards Gained (Season)

By a Freshman:	888, Greg Allen, 1981
By a Sophomore:	1,230, Sammie Smith, 1987
By a Junior:	1,242, Warrick Dunn, 1995
By a Senior:	1,180, Warrick Dunn, 1996

Consecutive 100-Yard Games

Career:	6, Warrick Dunn, 1995
---------	-----------------------

Most Games Gaining 200 Yards

Season:	2, Greg Allen, 1981
Career:	4, Greg Allen, 1981-84

Most Games Gaining 300 Yards

Season:	1, Greg Allen, 1981
Career:	1, Greg Allen, 1981

Highest Average Per Rush

Game:	(Min. 10 atts.) - 15.0 (12-180), Warrick Dunn vs. Clemson, Sept. 9, 1995; (Min. 20 atts.) - 10.1 (22-223), Greg Allen vs. Arizona State, Nov. 4, 1984
Season:	(Min. 100 atts.) - 7.5 (166-1,242), Warrick Dunn, 1995
Career:	(Min. 200 atts.) - 6.9 (575-3,959), Warrick Dunn, 1993-96

Most Touchdowns Rushing

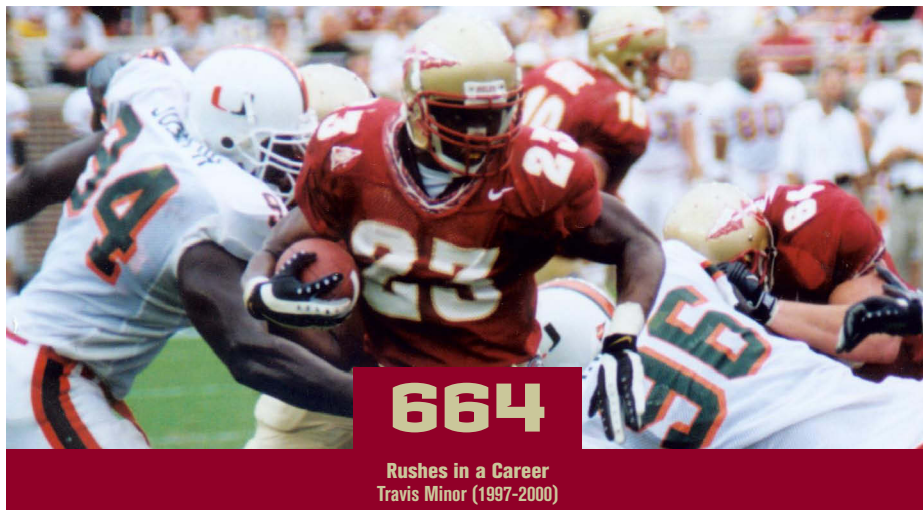
Game:	4, Antone Smith vs. Miami, Oct. 4, 2008 4, Greg Allen vs. South Carolina, Nov. 6, 1982 and vs. Louisville, Nov. 13, 1982
Season:	20, Greg Allen, 1982
Career:	44, Greg Allen, 1981-84

Longest Rush

Game:	97, Larry Key vs. Virginia Tech, Nov. 11, 1976
-------	--

Most All-Purpose Yardage

Game:	417, Greg Allen vs. Western Carolina, Oct. 31, 1981
Season:	1,605, Greg Allen, 1982
Career:	5,321, Warrick Dunn, 1993-96



664

Rushes in a Career
Travis Minor (1997-2000)



RUSHING RECORDS

100-Yard Rushing Games by Player

Warrick Dunn (21):

185 Yds.	Florida, 1996
184 Yds.	Miami, 1995
180 Yds.	Clemson, 1995
174 Yds.	Georgia Tech, 1994
163 Yds.	Miami, 1996
163 Yds.	Notre Dame, 1994
162 Yds.	Wake Forest, 1994
143 Yds.	North Carolina, 1995
133 Yds.	Clemson, 1994
131 Yds.	Virginia, 1996
124 Yds.	Duke, 1995
122 Yds.	NC State, 1994
121 Yds.	Georgia Tech, 1996
121 Yds.	Florida, 1995
121 Yds.	North Carolina, 1994
112 Yds.	Wake Forest, 1995
109 Yds.	Maryland, 1996
108 Yds.	NC State, 1996
104 Yds.	Maryland, 1994
101 Yds.	NC State, 1995
100 Yds.	Central Florida, 1995

Greg Allen (16):

322 Yds.	Western Carolina, 1981
223 Yds.	Arizona State, 1984
202 Yds.	LSU, 1981
201 Yds.	LSU, 1983
173 Yds.	Louisville, 1982
154 Yds.	East Carolina, 1983
145 Yds.	Louisville, 1983
143 Yds.	Memphis State, 1984
135 Yds.	Temple, 1984
133 Yds.	Kansas, 1984
125 Yds.	Cincinnati, 1983
115 Yds.	Tulane, 1983
113 Yds.	East Carolina, 1984
111 Yds.	Tulane, 1984
109 Yds.	Miami, 1981
104 Yds.	Ohio State, 1982

Travis Minor (14):

157 Yds.	Virginia, 1997
146 Yds.	Miami, 1999
146 Yds.	Texas A&M, 1998
142 Yds.	Florida, 1997
130 Yds.	Virginia, 1998
129 Yds.	NC State, 2000
128 Yds.	North Carolina, 1997
127 Yds.	Florida, 1998
122 Yds.	Georgia Tech, 1999
120 Yds.	Louisville, 2000
112 Yds.	North Carolina, 2000
102 Yds.	Clemson, 2000
102 Yds.	Wake Forest, 1998
100 Yds.	Clemson, 1999

Sammie Smith (12):

244 Yds.	East Carolina, 1987
212 Yds.	Tulane, 1988
205 Yds.	Indiana, 1986
189 Yds.	Miami, 1987
176 Yds.	Furman, 1987
142 Yds.	Southern Miss, 1987
119 Yds.	Louisville, 1987
116 Yds.	Florida, 1987
116 Yds.	Florida, 1986
115 Yds.	Auburn, 1989
111 Yds.	Tulane, 1987
109 Yds.	Florida, 1988

Larry Key (10):

170 Yds.	Auburn, 1977
154 Yds.	Virginia Tech, 1976
143 Yds.	Florida, 1977
127 Yds.	Oklahoma State, 1977
124 Yds.	Memphis State, 1974
123 Yds.	Alabama, 1974
120 Yds.	Kansas State, 1977
110 Yds.	Memphis State, 1977
105 Yds.	Clemson, 1975
104 Yds.	Houston, 1975

Greg Jones (9):

189 Yds.	Miami, 2002
173 Yds.	Virginia, 2002
165 Yds.	Clemson, 2002
160 Yds.	Clemson, 2001
120 Yds.	Virginia Tech, 2000
113 Yds.	Iowa State, 2002
107 Yds.	Virginia, 2001
106 Yds.	Maryland, 2002
101 Yds.	Georgia Tech, 2001

Roosevelt Snipes (8):

151 Yds.	South Carolina, 1984
151 Yds.	UT-Chattanooga, 1984
121 Yds.	Cincinnati, 1983
109 Yds.	Louisville, 1983
108 Yds.	Florida, 1984
106 Yds.	South Carolina, 1983
103 Yds.	Auburn, 1984
100 Yds.	Auburn, 1983

Amp Lee (8):

147 Yds.	Florida, 1990
122 Yds.	Michigan, 1991
112 Yds.	Tulane, 1991
112 Yds.	LSU, 1991
110 Yds.	Auburn, 1989
107 Yds.	Georgia Tech, 1991
106 Yds.	Syracuse, 1991
102 Yds.	East Carolina, 1990

Sam Platt (6):

188 Yds.	Memphis State, 1980
130 Yds.	East Carolina, 1980
123 Yds.	Pittsburgh, 1980
113 Yds.	Tulsa, 1980
108 Yds.	Virginia Tech, 1980
107 Yds.	Louisville, 1980

Leon Washington (6):

195 Yds.	West Virginia, 2004
164 Yds.	Syracuse, 2004
153 Yds.	North Carolina, 2004
134 Yds.	Florida, 2002
121 Yds.	NC State, 2003
104 Yds.	UAB, 2004

Mark Lyles (6):

151 Yds.	Florida, 1979
142 Yds.	Cincinnati, 1979
132 Yds.	South Carolina, 1979
118 Yds.	Louisville, 1979
100 Yds.	Pittsburgh, 1978
100 Yds.	Florida, 1978

Jermaine Thomas (6):

186 Yds.	NC State, 2009
149 Yds.	Wake Forest, 2009
130 Yds.	Georgia Tech, 2008
122 Yds.	Virginia, 2010
121 Yds.	West Virginia, 2009
119 Yds.	Clemson, 2009

Lorenzo Booker (5):

130 Yds.	Duke, 2004
123 Yds.	Virginia, 2004
115 Yds.	Rice, 2006
112 Yds.	Clemson, 2005
101 Yds.	West Virginia, 2004

Bobby Renn (5):

150 Yds.	Abilene Christian, 1957
130 Yds.	Furman, 1958
124 Yds.	Villanova, 1956
119 Yds.	Furman, 1956
104 Yds.	Auburn, 1956

Antone Smith (5):

156 Yds.	Kentucky, 2007
154 Yds.	Colorado, 2008
146 Yds.	Duke, 2007
137 Yds.	Rice, 2006
114 Yds.	Miami, 2007

Devonta Freeman (2):

109 Yds.	Duke, 2011
100 Yds.	Maryland, 2011



21
Career 100-Yard Rushing Games
Warrick Dunn (1993-96)

Season Records

First Downs Rushing

1.	152 in 1987
2.	149 in 1993
3.	146 in 1984
4.	143 in 2002
5.	140 in 1983
6.	137 in 1980
7.	135 in 1991
8.	122 in 1992
9.	120 in 2010
10.	118 in 1985
	118 in 2009

Most Yards Rushing

1.	3021 in 1984
2.	2995 in 1987
3.	2667 in 1993
4.	2618 in 2002
5.	2552 in 1983
6.	2451 in 1995
7.	2400 in 2010
8.	2393 in 1994
9.	2369 in 1985
10.	2339 in 1982

Most Rushing Plays


1.	603 in 1980
2.	571 in 1984
3.	562 in 2002
4.	530 in 1987
5.	519 in 1975
6.	518 in 1983
7.	515 in 1998
	515 in 1953
9.	507 in 1991
	507 in 1979

Most Yards Rushing Per Game

1.	274.6 in 1984
2.	272.3 in 1987
3.	259.5 in 1991
4.	229.3 in 1983
5.	225.9 in 1950
6.	222.8 in 1995
7.	222.3 in 1993
8.	219.4 in 1949
9.	215.4 in 1985
10.	214.2 in 1953

Rushing Yards Per Play

1.	5.80 in 1995
2.	5.69 in 1985
3.	5.67 in 1993
4.	5.65 in 1987
5.	5.29 in 1984
6.	5.06 in 1990
7.	5.00 in 1994
	5.00 in 1988
9.	4.95 in 1949
10.	4.90 in 1982



322
Rushing Yards vs. Western Carolina, 1981
Greg Allen



RECEIVING RECORDS

Single-Game Receptions

1.	Ron Sellers	South Carolina	1968	16
2.	Ron Sellers	Wake Forest	1968	14
	Ron Sellers	Houston	1968	14
	Ron Sellers	Penn State	1967	14
		(Gator Bowl)		
5.	Lawrence Dawsey	Miami	1990	13
	Kent Gaydos	Houston	1969	13
	Ron Sellers	Memphis State	1968	13
	Ron Sellers	Alabama	1967	13
	Ron Sellers	Virginia Tech	1966	13
	Fred Biletnikoff	Oklahoma	1965	13
		(Gator Bowl)		

Season Receptions

1.	Ron Sellers, 1968	86
2.	Kez McCorvey, 1993	74
3.	Peter Warrick, 1999	71
	Andre Cooper, 1995	71
5.	Ron Sellers, 1967	70
6.	Barry Smith, 1972	69
7.	Anquan Boldin, 2002	65
	Lawrence Dawsey, 1990	65
9.	Snoop Minnis, 2000	63
10.	Preston Parker, 2007	62
	Rhett Dawson, 1971	62
12.	Peter Warrick, 1998	61
	Rod Owens, 2009	61
14.	E.G. Green, 1995	60
	Bert Reed, 2009	60
16.	Kez McCorvey, 1994	59
17.	Bert Reed, 2010	58
18.	Fred Biletnikoff, 1964	57
19.	Ron Sellers, 1966	56
20.	De'Cody Fagg, 2007	54
	E.G. Green, 1997	54
	Rhett Dawson, 1970	54

Career Receptions

1.	Ron Sellers (66-68)	212
2.	Peter Warrick (96-99)	207
3.	Kez McCorvey (91-94)	189
4.	Bert Reed (08-11)	170
5.	E.G. Green (94-97)	166
6.	Greg Carr (05-08)	148
7.	Chris Davis (03-06)	137
8.	Mike Shumann (73-75, 77)	134
9.	De'Cody Fagg (04-07)	132
	Andre Cooper (93-96)	132
	Warrick Dunn (93-96)	132
12.	Lawrence Dawsey (87-90)	128
	Rhett Dawson (69-71)	128
14.	Craponso Thorpe (01-04)	123
15.	Barry Smith (70-72)	119
16.	Anquan Boldin (99-02)	118
17.	Snoop Minnis (97-00)	115
18.	Lorenzo Booker (02-06)	114
19.	Taiwan Easterling (08-10)	108
20.	Jessie Hester (81-84)	107

Single Game Receiving Yards

1.	Ron Sellers	Wake Forest	1968	260
2.	Ron Sellers	South Carolina	1968	259
3.	Peter Warrick	Clemson	1997	249
4.	Ron Sellers	Virginia Tech	1967	229
5.	Ron Sellers	Memphis State	1968	218
6.	Craponso Thorpe	Notre Dame	2003	217
7.	Ron Sellers	Houston	1968	214
8.	Kez McCorvey	Duke	1994	207
9.	Craponso Thorpe	Colorado	2003	205
10.	Rod Owens	North Carolina	2009	199
11.	Javon Walker	Virginia Tech	2001	195
12.	Fred Biletnikoff	Oklahoma	1965	192
		(Gator Bowl)		
13.	Peter Warrick	Miami	1998	190
14.	Snoop Minnis	Florida	2000	187
15.	E.G. Green	NC State	1997	184
16.	Andre Cooper	Maryland	1995	182
	Fred Biletnikoff	Virginia Tech	1964	182
18.	Chauncey Stovall	Florida	2004	181
19.	Anquan Boldin	Notre Dame	2002	175
20.	Jackie Flowers	Louisiana State	1979	174

Season - Catches Per Game

	Games	Catches	PG
1.	Ron Sellers, 1968	10	86
2.	Peter Warrick, 1999	9	71
3.	Ron Sellers, 1967	10	70
4.	Andre Cooper, 1995	11	71
5.	Barry Smith, 1972	11	69
6.	Kez McCorvey, 1993	12	74
7.	Lawrence Dawsey, 1990	11	65
8.	Kez McCorvey, 1994	10	59
9.	Fred Biletnikoff, 1964	10	57
10.	Rhett Dawson, 1971	11	62
11.	Ron Sellers, 1966	10	56
12.	E.G. Green, 1995	11	60
13.	Snoop Minnis, 2000	12	63
14.	Peter Warrick, 1998	12	61
15.	E.G. Green, 1997	11	54
	Rhett Dawson, 1970	11	54

Career - Catches Per Game

	Games	Catches	PG
1.	Ron Sellers (66-68)	30	212
2.	Peter Warrick (96-99)	43	207
3.	Kez McCorvey (91-94)	45	189
4.	Rhett Dawson (69-71)	32	128
5.	Tamarick Vanover (92-93)	22	87
6.	E.G. Green (94-97)	44	166
7.	Barry Smith (70-72)	33	122
8.	Bert Reed (08-11)	49	170
9.	Andre Cooper (93-96)	39	132
10.	De'Cody Fagg (04-07)	40	132
11.	Anquan Boldin (00-02)	37	118
12.	Preston Parker (06-08)	33	104
13.	Mike Shumann (73-75, 77)	44	134
14.	Hassan Jones (82-85)	33	98
15.	Greg Carr (05-08)	50	148
16.	Warrick Dunn (93-96)	45	132
17.	Lawrence Dawsey (87-90)	44	128
18.	Chris Davis (03-06)	51	137
19.	Craponso Thorpe (01-04)	48	123
20.	Jessie Hester (81-84)	42	107

Season Receiving Yards

1.	Ron Sellers, 1968	1496
2.	Snoop Minnis, 2000	1340
3.	Barry Smith, 1972	1243
4.	Peter Warrick, 1998	1232
5.	Ron Sellers, 1967	1228
6.	E.G. Green, 1997	1059
7.	Anquan Boldin, 2002	1011
8.	E.G. Green, 1995	1007
9.	Andre Cooper, 1995	1002
10.	Lawrence Dawsey, 1990	999
11.	Craponso Thorpe, 2003	994
12.	Fred Biletnikoff, 1964	987
13.	Kez McCorvey, 1993	966
14.	Rhett Dawson, 1970	946
15.	Javon Walker, 2001	944
16.	Peter Warrick, 1999	934
17.	Peter Warrick, 1997	884
18.	Ron Sellers, 1966	874
19.	Kez McCorvey, 1994	870

Career Receiving Yards

1.	Ron Sellers (66-68)	3598
2.	Peter Warrick (96-99)	3517
3.	E.G. Green (94-97)	2920
4.	Kez McCorvey (91-94)	2660
5.	Greg Carr (05-08)	2574
6.	Barry Smith (70-72)	2392
7.	Mike Shumann (73-75, 77)	2306
8.	Craponso Thorpe (01-04)	2153
9.	Lawrence Dawsey (87-90)	2129
10.	Jessie Hester (81-84)	2100
11.	Snoop Minnis (97-00)	2098
12.	Bert Reed (08-11)	2022
13.	Rhett Dawson (69-71)	1915
14.	Chris Davis (03-06)	1842
15.	Andre Cooper (93-96)	1810
16.	Anquan Boldin (99-02)	1790
17.	Hassan Jones (82-85)	1764
18.	Jackie Flowers (76-79)	1697
19.	De'Cody Fagg (04-07)	1651
20.	Talman Gardner (98-02)	1595

Season TD Catches

1.	Andre Cooper, 1995	15
2.	Anquan Boldin, 2002	13
	Barry Smith, 1972	13
4.	Greg Carr, 2006	12
	Peter Warrick, 1998	12
	Ron Sellers, 1968	12
7.	Craponso Thorpe, 2003	11
	Talman Gardner, 2001	11
	Snoop Minnis, 2000	11
	E.G. Green, 1997	11
	Fred Biletnikoff, 1964	11
12.	Atreus Bell, 2000	10
	E.G. Green, 1995	10
14.	Greg Carr, 2005	9
	Lawrence Dawsey, 1988	9
	Jessie Hester, 1984	9
17.	Talman Gardner, 2002	8
	Peter Warrick, 1999	8
	Peter Warrick, 1997	8
	Terry Anthony, 1989	8
	Terry Anthony, 1988	8
	Ron Sellers, 1967	8

Career TD Catches

1.	Peter Warrick (96-99)	31
2.	E.G. Green (94-97)	29
	Greg Carr (05-08)	29
4.	Barry Smith (70-72)	25
5.	Andre Cooper (93-96)	24
6.	Ron Sellers (66-68)	23
7.	Anquan Boldin (99-02)	21
	Jessie Hester (81-84)	21
9.	Lawrence Dawsey (87-90)	20
10.	Talman Gardner (99-02)	19
11.	Craponso Thorpe (01-04)	18
12.	Snoop Minnis (99-00)	17
	Terry Anthony (86-89)	17
	Hassan Jones (82-85)	17
15.	Kez McCorvey (91-94)	16
	Mike Shumann (73-75, 77)	16
	Fred Biletnikoff (62-64)	16
18.	Atreus Bell (98-01)	15
	Jackie Flowers (76-79)	15
20.	Chris Davis (02-06)	12
	Warrick Dunn (93-96)	12
	Ronald Lewis (86-89)	12
	Hardis Johnson (79-81)	12
	Rhett Dawson (68-71)	12
	Kent Gaydos (68-71)	12

Consecutive Games Catching a Pass

Career: 38, E.G. Green, 1994-97

Highest Average Per Reception

Game: (Min. 5 rec.) - 34.6 (173-5), Ron Sellers vs. Maryland, Sept. 21, 1968

Season: (Min. 30 rec.) - 21.7 (738-34), Hassan Jones, 1985

Career: (Min. 70 rec.) - 20.1 (2,392-119), Barry Smith, 1970-72

Most TD Passes Caught

Game: 5, Ron Sellers vs. Wake Forest, Nov. 23, 1968

Season: 15, Andre Cooper, 1995

Career: 31, Peter Warrick, 1996-99

Most Yards Gained Per Game

Season: 149.6, Ron Sellers, 1968

Career: 119.9, Ron Sellers, 1966-68

Most 100-Yard Receiving Games

Season: 8, Barry Smith, 1972

Career: 18, Ron Sellers, 1966-68

Most 200-Yard Receiving Games

Season: 4, Ron Sellers, 1968

Career: 5, Ron Sellers, 1966-68

Longest Touchdown Receptions

1.	98 yards, Chris Weinke to Snoop Minnis vs. Clemson, 2000
	98 yards, Christian Ponder to Rod Owens vs. North Carolina, 2009
3.	96 yards, Kurt Unklaub to Jimmy Jordan vs. Virginia Tech, 1976
4.	95 yards, Rudy Thomas to Jimmy Black vs. Southern Miss, 1976
5.	93 yards, Chip Ferguson to Lawrence Dawsey vs. Southern Miss, 1988
6.	91 yards, Jimmy Black to Kurt Unklaub vs. N Texas State, 1976
7.	88 yards, Gary Huff to Barry Smith vs. Kansas, 1971
	88 yards, Casey Weldon to Amp Lee vs. Tulane, 1989
9.	86 yards, Gary Pajcic to Ron Sellers vs. Wake Forest, 1966
	86 yards, Charlie Ward to Tamarick Vanover vs. Virginia, 1993
11.	84 yards, Chris Weinke to Ron Duqans vs. Duke, 1999
12.	83 yards, Blair Williams to Dennis McKinnon vs. South Carolina, 1982
13.	82 yards, Gary Pajcic to Ron Sellers vs. Maryland, 1968



RECEIVING RECORDS

Year-By-Year Receiving Leaders

Year	Name	No	Yards	TD
1955	Tom Fearmster	18	258	1
1956	Joe Holt	16	140	3
	Ron Schomburger	16	140	0
1957	Bob Nellums	21	217	2
1958	Jack Espenship	18	200	1
1959	Bud Whitehead	31	320	2
1960	Bud Whitehead	23	212	1
1961	Jim Daniel	10	113	0
	Tom Hillabrand	10	66	0
1962	Keith Kindermann	21	275	2
1963	Fred Biletnikoff	24	358	4
1964	Fred Biletnikoff	57	987	11
1965	Max Wettstein	24	365	3
1966	Ron Sellers	56	874	3
1967	Ron Sellers	70	1228	8
1968	Ron Sellers	86	1496	12
1969	Jim Tyson	49	720	4
1970	Rhett Dawson	54	946	5
1971	Rhett Dawson	62	817	7
1972	Barry Smith	69	1243	13
1973	Mike Shumann	21	280	2
1974	Mike Shumann	43	515	3
1975	Mike Shumann	38	730	5
1976	Ed Beckman	37	521	3
1977	Roger Overby	38	626	5
1978	Jackie Flowers	43	757	7
1979	Jackie Flowers	37	622	7
1980	Michael Whiting	25	203	0
1981	Michael Whiting	29	211	2
1982	Tony Johnson	30	500	2
1983	Jessie Hester	31	576	6
	Weegie Thompson	31	502	3
1984	Jessie Hester	42	832	9
1985	Hassan Jones	34	738	5
1986	Herb Gainer	27	441	5
1987	Herb Gainer	30	478	6
1988	Terry Anthony	32	550	8
1989	Lawrence Dawsey	38	683	4
1990	Lawrence Dawsey	65	999	7
1991	Shannon Baker	30	451	4
1992	Tamarick Vanover	42	581	4
1993	Kez McCorvey	74	966	6
1994	Kez McCorvey	59	870	4
1995	Andre Cooper	71	1002	15
1996	E.G. Green	34	662	7
1997	E.G. Green	54	1059	11
1998	Peter Warrick	61	1232	12
1999	Peter Warrick	71	934	8
2000	Snoop Minnis	63	1340	11
2001	Javon Walker	45	944	7
2002	Anquan Boldin	65	1011	13
2003	Craphonso Thorpe	51	994	11
2004	Chauncey Stovall	53	780	6
2005	Chris Davis	51	666	5
2006	Chris Davis	49	684	4
2007	Preston Parker	62	791	3
2008	Preston Parker	40	372	2
2009	Rod Owens	61	729	3
2010	Bert Reed	58	614	2
2011	Rashad Greene	38	596	7

All-Time 100-Yard Receiving Games

260	Ron Sellers	Wake Forest	1968
259	Ron Sellers	South Carolina	1968
249	Peter Warrick	Clemson	1997
229	Ron Sellers	Virginia Tech	1967
218	Ron Sellers	Memphis State	1968
217	Craphonso Thorpe	Notre Dame	2003
214	Ron Sellers	Houston	1968
207	Kez McCorvey	Duke	1994
205	Craphonso Thorpe	Colorado	2003
199	Rod Owens	North Carolina	2009
195	Javon Walker	Virginia Tech	2001
192	Fred Biletnikoff	Oklahoma	1965
190	Peter Warrick	Miami	1998
187	Snoop Minnis	Florida	2000
184	E.G. Green	NC State	1997
182	Andre Cooper	Maryland	1995
182	Fred Biletnikoff	Virginia Tech	1964
181	Chauncey Stovall	Florida	2004
176	E.G. Green	Ohio State	1998
175	Anquan Boldin	Notre Dame	2002
174	Jackie Flowers	LSU	1979
173	Ron Sellers	Maryland	1968
172	Lawrence Dawsey	Florida	1990
170	Fred Biletnikoff	Southern Miss	1964
169	E.G. Green	Virginia	1995
167	Jim Tyson	Mississippi State	1969
166	E.G. Green	Georgia Tech	1997
166	E.G. Green	Maryland	1995
166	Tony Johnson	Southern Miss	1982
165	Jackie Flowers	Houston	1978
165	Barry Smith	Mississippi State	1972
165	Ron Sellers	Alabama	1967
165	Fred Biletnikoff	Miami	1964
163	Rashad Greene	Wake Forest	2011

163	Peter Warrick	Virginia Tech	2000
163	Snoop Minnis	Clemson	2000
162	Javon Walker	Clemson	2001
161	Rhett Dawson	Virginia Tech	1971
160	Lawrence Dawsey	Miami	1990
160	Ron Sellers	Wyoming	1966
158	Barry Smith	Florida	1972
158	Ron Sellers	Mississippi State	1967
156	E.G. Green	Clemson	1996
156	Jessie Hester	South Carolina	1984
155	Andre Cooper	Duke	1995
154	Willie Haulstead	North Carolina	2010
154	Lonnie Johnson	Tulane	1991
154	Jessie Hester	South Carolina	1984
153	Barry Smith	vs. Kansas	1972
153	Ron Sellers	Florida	1967
152	Barry Smith	Kansas	1971
151	E.G. Green	Virginia	1997
151	Rhett Dawson	Clemson	1970
149	Ron Sellers	Mississippi State	1968
148	Herb Gainer	Oklahoma State	1985
147	Ron Sellers	Texas Tech	1967
146	Atreus Bell	Miami	2000
146	Barry Smith	Virginia Tech	1972
146	Ron Sellers	Texas A&M	1967
145	Snoop Minnis	Miami	2000
145	E.G. Green	Florida	1997
145	Sam Platt	Navy	1978
145	Ron Sellers	Penn State	1967
143	Jessie Hester	Auburn	1984
143	Barry Smith	Arizona State	1971
142	Peter Warrick	Georgia Tech	1999
141	Ron Dugans	Duke	1999
141	Lawrence Dawsey	Cincinnati	1990
140	Greg Carr	NC State	2007
140	Talman Gardner	Maryland	2001
140	Warrick Dunn	Florida	1993
140	Ronald Lewis	Georgia Southern	1988
140	Rhett Dawson	Virginia Tech	1971
139	Shannon Baker	Syracuse	1991
138	Chauncey Stovall	Duke	2004
138	Kez McCorvey	Notre Dame	1993
138	Jessie Hester	East Carolina	1982
138	Ron Sellers	Virginia Tech	1966
137	Atreus Bell	Oklahoma	2001
137	Snoop Minnis	BYU	2000
137	Warrick Dunn	Southern Mississippi	1996
137	Lawrence Dawsey	Virginia Tech	1990
136	Roger Overby	Cincinnati	1977
136	Ron Sellers	Wake Forest	1966
135	Ron Dugans	Tennessee	1998
134	De Cody Fagg	Duke	2007
134	Peter Warrick	Maryland	1999
134	Peter Warrick	Duke	1997
134	Jackie Flowers	Cincinnati	1978
133	Lawrence Dawsey	Memphis State	1990
132	Chris Davis	Maryland	2006
132	Snoop Minnis	North Carolina	2000
132	Kevin Knox	Virginia Tech	1991
131	Chauncey Stovall	Clemson	2003
131	Snoop Minnis	Virginia	2000
131	Rhett Dawson	Virginia Tech	1970
130	Talman Gardner	Louisville	2002
130	Peter Warrick	NC State	1998
130	Mike Shumann	Iowa State	1975
129	Greg Carr	Wake Forest	2005
129	Tamarick Vanover	Virginia	1993
129	Mike Shumann	Virginia Tech	1975
129	Gary Parris	Houston	1972
128	Herb Gainer	Texas Tech	1987
128	Kurt Unglaub	North Texas	1976
127	Kez McCorvey	Florida	1994
127	Barry Smith	Houston	1972
127	Jim Tyson	Tulsa	1969
126	E.G. Green	Wake Forest	1996
126	Matt Frier	Florida	1993
126	Terry Anthony	Florida	1989
126	Jessie Hester	Tulane	1983
126	Kent Gaydos	Houston	1969
125	Chris Davis	The Citadel	2005
125	Peter Warrick	North Carolina	1998
125	Barry Smith	Tulsa	1971
125	Harry Bringger	Mississippi College	1950
124	Javon Walker	Virginia	2001
124	Roger Overby	Florida	1977
123	Peter Warrick	Virginia	1998
123	Kevin Knox	Florida	1992
123	Harry Bringger	Mississippi College	1950
123	Snoop Minnis	Wake Forest	2000
122	E.G. Green	NC State	1995
122	OMar Ellison	Duke	1994
122	Wayne Messam	Maryland	1994
122	Kez McCorvey	Maryland	1993
121	Rodney Smith	Clemson	2010
121	Javon Walker	NC State	2001
121	Peter Warrick	Clemson	1999
121	Peter Warrick	Louisiana Tech	1999
120	Laveranues Coles	North Carolina	1998

120	E.G. Green	Wake Forest	1997
120	Hassan Jones	Florida	1985
119	P.K. Sam	Colorado	2003
119	Peter Warrick	Florida	1998
119	Don Pederson	Memphis State	1969
118	Rodney Smith	Clemson	2011
118	E.G. Green	Maryland	1997
118	Bill Cox	Maryland	1966
117	Lorenzo Booker	UCLA	2006
117	Jessie Hester	Tenn-Chattanooga	1984
117	Jackie Flowers	Memphis State	1979
117	Ron Sellers	Florida	1966
116	Andre Cooper	Virginia	1995
116	Ronald Lewis	South Carolina	1989
116	Jessie Hester	Miami	1984
116	Jackie Flowers	Mississippi State	1978
115	Talman Gardner	Clemson	2001
115	Ron Sellers	Houston	1966
114	Bert Reed	USF	2009
114	Melvin Pearsall	Wake Forest	1997
114	Andre Cooper	NC State	1995
114	Bruce LaSane	South Carolina	1988
114	Mike Barnes	Virginia Tech	1976
114	Fred Biletnikoff	Georgia	1964
113	Preston Parker	Wake Forest	2007
113	De Cody Fagg	The Citadel	2005
113	P.K. Sam	Maryland	2003
113	Phillip Bryant	Kansas	1985
113	Dennis McKinnon	Louisville	1980
113	Ed Beckman	Florida	1976
112	Taiwan Easterling	Wake Forest	2010
112	Peter Warrick	USC	1998
112	Kurt Unglaub	Virginia Tech	1976
112	Jim Tyson	Virginia Tech	1968
111	De Cody Fagg	Boston College	2007
111	Javon Walker	Wake Forest	2001
111	Atreus Bell	Clemson	2000
111	Bruce LaSane	Memphis State	1989
111	Mike Shumann	Florida	1977
111	Kent Gaydos	Memphis State	1969
110	Anquan Boldin	Duke	2002
109	Talman Gardner	Maryland	2002
109	Javon Walker	Clemson	2000
109	Lawrence Dawsey	Southern Miss	1988
108	Greg Carr	Wake Forest	2007
108	Anquan Boldin	Miami	2000
108	Mike Shumann	Kansas State	1977
108	Barry Smith	Pittsburgh	1972
108	Barry Smith	Miami	1972
108	Rhett Dawson	Arizona State	1971
108	Don Floyd	Houston	1964
108	Ron Schomburger	VMI	1954
107	Greg Carr	Alabama	2007
107	Greg Carr	Rice	2006
107	Kez McCorvey	Virginia	1994
107	Kez McCorvey	Kansas	1993
107	Tamarick Vanover	Maryland	1992
107	Lawrence Dawsey	Penn State	1990
107	Lawrence Dawsey	Tulane	1989
107	Ronald Lewis	Memphis State	1987
107	Hassan Jones	Kansas	1985
107	Dennis McKinnon	Ohio State	1981
107	Hardis Johnson	Florida	1980
106	Bert Reed	Boston College	2009
106	Peter Warrick	Texas A&M	1998
106	Ronald Lewis	Nebraska	1990
106	Lawrence Dawsey	Clemson	1989
106	Terry Anthony	Louisiana Tech	1988
106	Bill Moremen	Penn State	1967
105	Richard Goodman	Boston College	2009
105	Preston Parker	Kentucky	2007
105	Lorenzo Booker	NC State	2006
105	Andre Cooper	Wake Forest	1994
105	Tamarick Vanover	NC State	1992
105	Rhett Dawson	Memphis State	1970
104	Bert Reed	Virginia	2011
104	Taiwan Easterling	Georgia Tech	2009
104	Greg Carr	The Citadel	2005
104	Craphonso Thorpe	Virginia	2003
104	Anquan Boldin	North Carolina	2002
104	Atreus Bell	Clemson	2001
104	Javon Walker	UAB	2001
104	Jessie Hester	Arizona State	1984
104	Barry Smith	South Carolina	1972
104	Gary Parris	Houston	1971
104	Fred Biletnikoff	Kentucky	1964
104	Tom Fearmster	Louisville	1954
103	Robert Morgan	Maryland	2000
103	Peter Warrick	North Carolina	1999
103	E.G. Green	Duke	1995
103	Andre Cooper	Georgia Tech	1995
103	Hassan Jones	Western Carolina	1985
103	Jessie Hester	Auburn	1984
103	Jim Thompson	East Carolina	1983
103	Rhett Dawson	Pittsburgh	1971
103	Gary Parris	Florida	1970
103	Tony Romeo	Georgia	1958
102	Christian Green	Wake Forest	2011



RECEIVING RECORDS

102	Dominic Robinson	Florida	2003
102	Andre Cooper	Virginia	1996
102	Herb Gainer	Wichita State	1986
101	Anquan Boldin	Florida	2002
101	Terry Anthony	LSU	1989
101	Hassan Jones	Auburn	1984

101	Jessie Hester	South Carolina	1982
101	Barry Smith	Pittsburgh	1972
101	Kent Gaydos	Arizona State	1971
101	Ron Sellers	South Carolina	1967
100	Greg Carr	Virginia Tech	2008
100	Greg Carr	Duke	2006

100	Chris Davis	Boston College	2006
100	Willie Reid	Virginia	2005
100	Anquan Boldin	Georgia Tech	2000
100	Shannon Baker	Middle Tenn State	1991
100	Jackie Flowers	Virginia Tech	1979
100	Bill Cox	Syracuse	1966
100	Fred Biletnikoff	NC State	1964

100-Yard Receiving Games by Player

Ron Sellers (19):

260 Yds.	Wake Forest, 1968
259 Yds.	South Carolina, 1968
229 Yds.	Virginia Tech, 1967
218 Yds.	Memphis State, 1968
214 Yds.	Houston, 1968
173 Yds.	Maryland, 1968
165 Yds.	Alabama, 1967
160 Yds.	Wyoming, 1966
158 Yds.	Mississippi State, 1967
153 Yds.	Florida, 1967
149 Yds.	Mississippi State, 1968
147 Yds.	Texas Tech, 1967
146 Yds.	Texas A&M, 1967
145 Yds.	Penn State, 1967
138 Yds.	Virginia Tech, 1966
136 Yds.	Wake Forest, 1966
117 Yds.	Florida, 1966
115 Yds.	Houston, 1966
101 Yds.	South Carolina, 1967

Peter Warrick (15):

249 Yds.	Clemson, 1997
190 Yds.	Miami, 1998
164 Yds.	Virginia Tech, 2000
142 Yds.	Georgia Tech, 1999
134 Yds.	Maryland, 1999
134 Yds.	Duke, 1997
130 Yds.	NC State, 1998
125 Yds.	North Carolina, 1998
123 Yds.	Virginia, 1998
121 Yds.	Clemson, 1999
121 Yds.	Louisiana Tech, 1999
119 Yds.	Florida, 1998
112 Yds.	USC, 1998
106 Yds.	Texas A&M, 1998
103 Yds.	North Carolina, 1999

E.G. Green (13):

184 Yds.	NC State, 1997
176 Yds.	Ohio State, 1998
169 Yds.	Virginia, 1995
166 Yds.	Georgia Tech, 1997
166 Yds.	Maryland, 1995
156 Yds.	Clemson, 1996
151 Yds.	Virginia, 1997
145 Yds.	Florida, 1997
126 Yds.	Wake Forest, 1996
122 Yds.	NC State, 1995
120 Yds.	Wake Forest, 1997
118 Yds.	Maryland, 1997
103 Yds.	Duke, 1995

Barry Smith (11):

165 Yds.	Mississippi State, 1972
158 Yds.	Florida, 1972
153 Yds.	Kansas, 1972
146 Yds.	Virginia Tech, 1972
143 Yds.	Arizona State, 1971
127 Yds.	Houston, 1972
125 Yds.	Tulsa, 1971
108 Yds.	Pittsburgh, 1972
108 Yds.	Miami, 1972
104 Yds.	South Carolina, 1972
101 Yds.	Pittsburgh, 1972

Lawrence Dawsey (9):

172 Yds.	Florida, 1990
160 Yds.	Miami, 1990
141 Yds.	Cincinnati, 1990
137 Yds.	Virginia Tech, 1990
133 Yds.	Memphis State, 1990
109 Yds.	Southern Miss, 1988
107 Yds.	Penn State, 1990
107 Yds.	Tulane, 1989
106 Yds.	Clemson, 1989

Jessie Hester (9):

156 Yds.	South Carolina, 1984
154 Yds.	South Carolina, 1984
143 Yds.	Auburn, 1984
138 Yds.	East Carolina, 1982
126 Yds.	Tulane, 1983
117 Yds.	UT-Chattanooga, 1984
116 Yds.	Miami, 1984
103 Yds.	Auburn, 1984
101 Yds.	South Carolina, 1982

Greg Carr (8):

140 Yds.	NC State, 2007
129 Yds.	Wake Forest, 2005
108 Yds.	Wake Forest, 2007
107 Yds.	Alabama, 2007
107 Yds.	Rice, 2006
104 Yds.	Citadel, 2005
100 yds.	Virginia Tech, 2008
100 Yds.	Duke, 2006

Fred Biletnikoff (7):

192 Yds.	Oklahoma, 1965
182 Yds.	Virginia Tech, 1964
170 Yds.	Southern Miss, 1964
165 Yds.	Miami, 1964
114 Yds.	Georgia, 1964
104 Yds.	Kentucky, 1964
100 Yds.	NC State, 1964

Andre Cooper (7):

182 Yds.	Maryland, 1995
155 Yds.	Duke, 1995
116 Yds.	Virginia, 1995
114 Yds.	NC State, 1995
105 Yds.	Wake Forest, 1994
103 Yds.	Georgia Tech, 1995
102 Yds.	Virginia, 1996

Snoop Minnis (7):

187 Yds.	Florida, 2000
163 Yds.	Clemson, 2000
145 Yds.	Miami, 2000
137 Yds.	BYU, 2000
132 Yds.	North Carolina, 2000
131 Yds.	Virginia, 2000
122 Yds.	Wake Forest, 2000

Anquan Boldin (6):


175 Yds.	Notre Dame, 2002
110 Yds.	Duke, 2002
108 Yds.	Miami, 2001
104 Yds.	North Carolina, 2002
101 Yds.	Florida, 2002
100 Yds.	Georgia Tech, 2001

Jackie Flowers (6):

174 Yds.	LSU, 1979
165 Yds.	Houston, 1978
134 Yds.	Cincinnati, 1978
117 Yds.	Memphis State, 1979
116 Yds.	Mississippi State, 1978
100 Yds.	Virginia Tech, 1979

Kez McCorvey (6):

207 Yds.	Duke, 1994
138 Yds.	Notre Dame, 1993
127 Yds.	Florida, 1994
122 Yds.	Maryland, 1993
107 Yds.	Virginia, 1994
107 Yds.	Kansas, 1993



184

Receiving Yards vs. N.C. State, 1997
E.G. Green



15

Career 100-Yard Receiving Games
Peter Warrick (1996-99)

TOTAL OFFENSE RECORDS

Individual Records

Single-Game Total Offense

	Year	Yards
1. Chris Weinke	Duke 2000	527
2. Chris Weinke	Clemson 2000	509
3. Charlie Ward	Maryland 1992	506
4. Chris Weinke	Miami 2000	496
5. Bill Cappleman	Memphis State 1969	490
6. Charlie Ward	Florida 1993	475
7. Peter Tom Willis	Memphis State 1989	452
8. Danny Kanell	Virginia 1995	444
9. Chris Weinke	Florida 2000	443
10. Chris Weinke	Georgia Tech 2000	441
11. Thad Busby	NC State 1997	433
12. Bill Cappleman	South Carolina 1968	431
13. Danny Kanell	Florida 1994	427
14. Danny Kanell	Maryland 1994	427
15. Chris Rix	Clemson 2001	416
16. Peter Tom Willis	Nebraska (Fiesta Bowl) 1990	414
17. Chris Rix	Colorado 2003	411
18. Christian Ponder	North Carolina 2009	409
19. Danny McManus	Nebraska (Fiesta Bowl) 1988	401
Charlie Ward	Florida 1992	401

Season Total Offense

	Year	Yards
1. Chris Weinke, 2000	461	4070
2. Charlie Ward, 1993	445	3371
3. Thad Busby, 1997	447	3301
4. Chris Rix, 2003	466	3237
5. Drew Weatherford, 2005	536	3180
6. Charlie Ward, 1992	465	3151
7. Chris Rix, 2001	385	3123
8. Peter Tom Willis, 1989	377	3004
9. Chris Weinke, 1999	408	2994
10. Danny Kanell, 1995	421	2916
11. Christian Ponder, 2009	402	2896
12. EJ Manuel, 2011	421	2817
13. Gary Huff, 1972	429	2770
14. Danny Kanell, 1994	407	2654
15. Gary Huff, 1971	386	2653
16. Casey Weldon, 1991	351	2497
17. Christian Ponder, 2008	296	2429
18. Bill Cappleman, 1968	349	2342
19. Chris Weinke, 1998	333	2319
20. Christian Ponder, 2010	399	2224

Career Total Offense

	Year	Yards
1. Chris Weinke (97-00)	1217	9473
2. Chris Rix (01-04)	1348	9213
3. Christian Ponder (07-10)	1264	7705
4. Drew Weatherford (05-08)	1319	7604
5. Charlie Ward (89-93)	931	6636
6. Danny Kanell (92-95)	906	6176
7. Gary Huff (70-72)	921	6086
8. Thad Busby (94-97)	824	5883
9. EJ Manuel (09-11)	705	4861
10. Casey Weldon (88-91)	617	4643
11. Bill Cappleman (67-69)	777	4499
12. Peter Tom Willis (86-89)	546	4107
13. Warrick Dunn (93-96)	680	4057
14. Jimmy Jordan (76-79)	678	3793
15. Greg Allen (81-84)	624	3769
16. Chip Ferguson (85-88)	578	3746
17. Wally Woodham (75, 77-79)	573	3531
18. Kelly Lowrey (80-83)	450	3429
19. Danny McManus (83-87)	493	3387
20. Steve Tensi (62-64)	525	3296

Year-By-Year Total Offense

Year	Name	Plays	Yards	TD
1955	Len Swantic	116	595	6
1956	Lee Corso	147	725	8
1957	Bobby Renn	148	680	6
1958	Fred Pickard	122	602	4
1959	Joe Majors	227	1141	10
1960	Ed Trancygier	152	695	9
1961	Eddie Feely	181	722	7
1962	Eddie Feely	165	982	7
1963	Steve Tensi	169	852	9
1964	Steve Tensi	215	1635	15
1965	Ed Pritchett	325	1455	7
1966	Gary Pajcic	290	1735	9
1967	Kim Hammond	297	2074	17
1968	Bill Cappleman	349	2342	26
1969	Bill Cappleman	417	2135	14
1970	Tommy Warren	259	1713	12
1971	Gary Huff	386	2653	24
1972	Gary Huff	429	2770	26
1973	Billy Sexton	168	765	4
1974	Ron Coppess	215	909	3
1975	Clyde Walker	241	1424	11
1976	Jimmy Black	308	1836	11
1977	Wally Woodham	195	1263	13
1978	Jimmy Jordan	224	1330	15
1979	Jimmy Jordan	202	1107	13
1980	Rick Stockstill	272	1282	17
1981	Rick Stockstill	292	1247	11
1982	Kelly Lowrey	253	1670	15

1983	Kelly Lowrey	279	1686	20
1984	Eric Thomas	239	1277	14
1985	Chip Ferguson	161	976	13
1986	Danny McManus	126	903	9
1987	Danny McManus	276	1950	15
1988	Chip Ferguson	212	1706	16
1989	Peter Tom Willis	377	3004	22
1990	Casey Weldon	211	1621	12
1991	Casey Weldon	351	2497	22
1992	Charlie Ward	465	3151	28
1993	Charlie Ward	445	3371	31
1994	Danny Kanell	407	2654	18
1995	Danny Kanell	421	2916	32
1996	Thad Busby	296	1830	17
1997	Thad Busby	447	3301	27
1998	Chris Weinke	333	2319	19
1999	Chris Weinke	408	2994	25
2000	Chris Weinke	461	4070	34
2001	Chris Rix	385	3123	27
2002	Chris Rix	311	1973	16
2003	Chris Rix	466	3224	28
2004	Wyatt Sexton	243	1567	8
2005	Drew Weatherford	536	3180	21
2006	Drew Weatherford	375	2140	13
2007	Drew Weatherford	380	2049	12
2008	Christian Ponder	296	2429	18
2009	Christian Ponder	402	2896	16
2010	Christian Ponder	399	2224	24
2011	EJ Manuel	421	2817	22

Longest TD Plays

- 100 yards, Keith Ross/Dexter Carter vs. Miami, 1986 (lateral on KO return)
- 100 yards, Deion Sanders vs. Tulsa, 1985 (INT return)
- 100 yards, Leon Bright vs. Virginia Tech, 1974 (KO return)
- 100 yards, Bill Moremen/T.K. Wetherell vs. Kentucky, 1966 (lateral on KO return)
- 99 yards, Fred Biletnikoff vs. Miami, 1963 (INT return)
- 99 yards, Ted Hewitt vs. Stetson, 1948 (INT return)
- 98 yards, Chris Weinke to Snoop Minnis vs. Clemson, 2000
- 98 yards, Christian Ponder to Rod Owens vs. North Carolina, 2009
- 97 yards, Leon Washington vs. Clemson, 2002 (KO return)
- 97 yards, Billy Allen vs. Louisiana State, 1981 (KO return)
- 97-yard run, Larry Key vs. Virginia Tech, 1976
- 96 yards, Tamarick Vanover vs. Wake Forest, 1992 (KO return)
- 96-yard pass, Jimmy Jordan to Kurt Unglaub vs. Virginia Tech, 1976
- 96 yards, David Snell vs. Virginia Tech, 1970 (KO return)
- 95-yard run, Sammie Smith vs. Furman, 1987
- 95 yards, Billy Allen vs. West Virginia (Gator Bowl), 1982 (KO return)
- 95 yards, Greg Allen vs. Western Carolina, 1981 (KO return)
- 95-yard pass, Jimmy Black to Rudy Thomas vs. Southern Miss, 1976
- 94 yards, Tamarick Vanover vs. Miami, 1992 (KO return)
- 94 yards, Leon Fowler vs. Duke, 1992 (INT return)
- 94 yards, Bill Moremen/T.K. Wetherell vs. Miami, 1966 (lateral on KO return)

Most Plays


Game: 67, Danny Kanell vs. Virginia, Nov. 2, 1995
 Season: 536, Drew Weatherford, 2005
 Career: 1348, Chris Rix, 2001-04

Most Yards Gained

Game: 527, Chris Weinke vs. Duke, Oct. 14, 2000
 Season: 4,070, Chris Weinke, 2000
 Career: 9,473, Chris Weinke, 1997-00

Most TDs Responsible For

Game: 6, Gary Huff vs. South Carolina, Oct. 23, 1971;
 Peter Tom Willis vs. Memphis State, Nov. 18, 1989;
 Chris Weinke vs. Maryland, Nov. 13, 1999
 Season: 34, Chris Weinke, 2000
 Career: 80, Chris Weinke, 1997-00



100 Yard Interception Return vs. Tulsa, 1985
Deion Sanders

Team Records

Single-Game

Most Plays	100	vs. E Carolina	9/20/80
Most Plays, Both Teams	173	vs. San Diego State	10/27/73
Most Yards Gained	858	vs. Maryland	11/7/92
Most Yards Gained, Both Teams	1,294	vs. Maryland	11/7/92
Most Touchdowns	11	vs. NC State	9/16/95

Single-Season

Most Yards Per Game	551.5 (6,067-11)	1995
Highest Average Per Play	7.1	2000
Most Yards	6,588	2000
Most Touchdowns	72	1995

First Downs

Most First Downs	40	vs. Maryland	11/7/92
Most First Downs, Both Teams	67	Maryland	11/7/92
Most Rushing First Downs	24	vs. East Carolina	9/20/80
Most Rushing First Downs, Both Teams	32	vs. Auburn	10/23/76
		vs. Memphis	11/18/89
Most Passing First Downs	23	vs. Wake Forest	11/15/97
		vs. Memphis	11/18/89
Most Passing First Downs, Both Teams	39	vs. Maryland	11/18/95
Most Penalty First Downs	5	vs. Miami	10/28/89
		vs. Florida	12/2/89
Most Penalty First Downs, Both Teams	13	vs. Miami	10/28/89

Season Records

Most Points

- 532 in 1995
- 518 in 1993
- 509 in 2000
- 450 in 1987
- 439 in 2010
- 442 in 1988
- 439 in 1991
- 437 in 1997
- 437 in 1997
- 435 in 1990
- 434 in 2008

Total Plays

- 981 in 2002
- 939 in 1993
- 924 in 2000
- 907 in 2003
- 902 in 2005
- 897 in 2010

Total Offense

- 6588 in 2000
- 6576 in 1993
- 6067 in 1995
- 5573 in 2002
- 5478 in 2009
- 5401 in 1991
- 5361 in 1987
- 5338 in 2010
- 5314 in 1994
- 5239 in 2003

Total Offense Per Game

- 548.0 in 1993
- 551.5 in 1995
- 549.0 in 2000
- 487.4 in 1987
- 465.8 in 1982
- 483.1 in 1994
- 461.8 in 1992
- 452.1 in 1997
- 451.4 in 1989
- 451.0 in 1984

Most First Downs

- 350 in 1993
- 310 in 2000
- 299 in 2002
- 290 in 1995
- 283 in 1991
- 282 in 2009

First Downs Passing

- 278 in 2003
- 275 in 1994
- 274 in 2010
- 269 in 1983
- 184 in 1993
- 180 in 2000
- 164 in 1995
- 157 in 1989
- 156 in 2005
- 151 in 1997
- 147 in 1999
- 146 in 2009
- 143 in 1994
- 138 in 1991



DEFENSE RECORDS

Individual Records

TACKLES

Most Tackles

Game:	29, Dale McCullers vs. Texas A&M, Oct. 5, 1968
Season:	181, Aaron Carter, 1977
Career:	512, Aaron Carter, 1974-77

Season Tackles

Name, Year	TKLS	ASTS	TOTAL
1. Aaron Carter, 1977	82	99	181
2. Dale McCullers, 1967	108	72	180
3. Reggie Herring, 1980	92	78	170
4. Dale McCullers, 1968	102	61	163
5. Henry Taylor, 1984	80	79	159
6. Jimmy Heggins, 1977	67	90	157
7. Paul McGowan, 1987	97	53	150

Career Tackles

1. Aaron Carter (74-77)	512
2. Ron Simmons (77-80)	483
3. Reggie Herring (77-80)	452
4. Paul McGowan (84-87)	446
5. Kirk Carruthers (88-91)	435
6. Michael Boulware (00-03)	377
7. Ken Roe (80-83)	373
8. Marvin Jones (90-92)	369
9. Daryl Bush (94-97)	362
10. Kendyll Pope (00-03)	352
11. Henry Taylor (81-84)	344
12. Bradley Jennings (98-01)	341
13. Sam Cowart (93-97)	338

Most Quarterback Sacks (Since 1977)

Game:	5, Willie Jones vs. Florida, 1978; Ron Simmons vs. North Texas State, Oct. 29, 1977
Season:	19, Peter Boulware, 1996
Career:	35.5, Reinard Wilson, 1993-96

Season Quarterback Sacks

1. Peter Boulware, 1996	19
2. Andre Wadsworth, 1997	16
3. Reinard Wilson, 1996	13.5
Everette Brown, 2008	13.5
Brandon Jenkins, 2010	13.5
6. Alonzo Jackson, 2002	13
7. Jamal Reynolds, 2000	12
Ron Simmons, 1977	12
9. Reinard Wilson, 1994	11
Carl Simpson, 1991	11
11. Anthony Moss, 1990	10.5
12. Greg Spires, 1997	10
Peter Boulware, 1995	10
Willie Jones, 1978	10
15. Brodrick Bunkley, 2005	9
Reinard Wilson, 1995	9
Carl Simpson, 1992	9
18. Shelton Thompson, 1989	8.5
19. Brandon Jenkins, 2011	8
Markus White, 2010	8
Reggie Freeman, 1992	8
Odell Haggins, 1987	8
Gerald Nichols, 1984	8
Alphonso Carreker, 1982	8

Career Quarterback Sacks

1. Reinard Wilson (93-96)	35.5
2. Peter Boulware (94-96)	34
3. Ron Simmons (77-80)	25
4. Jamal Reynolds (97-00)	23.5
5. Alonzo Jackson (99-02)	23
Andre Wadsworth (94-97)	23
Everette Brown (06-08)	23
8. Brandon Jenkins (09-11)	21.5
Carl Simpson (90-92)	21.5
Anthony Moss (87-90)	21.5

Most Tackles For Loss

Game:	5, Dale McCullers vs. Memphis State, 1967
Season:	25, Brodrick Bunkley, 2005
Career:	65, Darnell Dockett, 2000-03

Season Tackles For Loss

1. Brodrick Bunkley, 2005	25
2. Darnell Dockett, 2001	22
3. Brandon Jenkins, 2010	21.5
4. Alonzo Jackson, 2002	18.5
5. Lawrence Timmons, 2006	18
Travis Johnson, 2004	18
7. Geno Hayes	17.5
8. Darnell Dockett, 2003	17
Corey Simon, 1999	17
Ron Simmons, 1979	17
11. Kevin Emanuel, 2002	15
12. Travis Johnson, 2002	13.5
13. Dekoda Watson, 2009	13
Marvin Jones, 1991	13
Ron Simmons, 1977	13
16. Brandon Jenkins, 2011	12
Eric Moore, 2003	12
Kendyll Pope, 2002	12
Darnell Dockett, 2000	12
Roland Seymour, 1998	12
Paul McGowan, 1985	12
Alphonso Carreker, 1983	12
Scott Warren, 1977	12

Career Tackles For Loss

1. Darnell Dockett (00-03)	65
2. Everette Brown (06-07)	45.5
3. Ron Simmons (77-80)	44
Corey Simon (96-99)	44
5. Travis Johnson (01-04)	42.5
6. Kevin Emanuel (00-03)	41
7. Brodrick Bunkley (02-05)	37
8. Brandon Jenkins (09-11)	36.5
9. Dekoda Watson (06-09)	32.5
Alonzo Jackson (99-02)	32.5
11. Jeff Womble (00-03)	32
Jerry Johnson (96-99)	32
Paul McGowan (84-87)	32
14. Eric Moore (01-04)	30.5
15. Geno Hayes (05-07)	29.5
16. Markus White (09-11)	28.5
17. Marvin Jones (90-92)	27
18. Buster Davis (03-06)	26.5
19. Neely Moffett (05-08)	24.5
20. Kamerion Wimbley (03-05)	23
Corey Simon (96-99)	23

FUMBLES

Caused Fumbles

Game:	2, Several Players, latest Roger Williams vs. Virginia Tech, 2005
Season:	13, Ron Simmons, 1977
Career:	17, Ron Simmons, 1977-80

Fumble Recoveries

Game:	3, Ron Wallace vs. Wichita State, Sept. 20, 1969
Season:	6, Ron Wallace, 1969
Career:	8, Ron Wallace, 1968-70; Willie Jones, 1975-78; Ron Simmons, 1977-80

Single Game Total Defense

Fewest Plays	38	Memphis State	11/4/67
Fewest Yards	23	The Citadel	9/15/62
Most Yards	651	Arizona State	11/3/84

Team Records

TURNOVERS

Most Turnovers

(2 int.-10 fumbles)	12	Wichita St	9/20/69
---------------------	----	------------	---------

Fumbles


Most Fumbles Caused	17	vs. Wichita St	9/20/69
Most Fumbles Recovered	10	vs. Wichita St	9/20/69

Rushing

Fewest Rushes	14	Miami	10/4/08
Fewest Yards	(-33)	Miami	10/4/97
		Florida	11/27/93
Most Yards	472	Nebraska	9/19/81

Passing

Fewest Passes Attempted	4	Memphis State	11/4/67
		Georgia Tech	10/4/75
		Virginia Tech	10/11/75
		Georgia Tech	11/1/08
Fewest Passes Completed	0	William & Mary	10/22/60
Lowest Percentage Completed	15.4 (2-13) (Min. 10 atts.)		
		The Citadel	9/15/62
		Kansas State	10/2/76
Fewest Yards Passing	0	William & Mary	10/22/60
Most Yards Passing	532	Arizona State	11/3/84
Most Passes Intercepted	6	vs. Louisville	11/2/91
Most Yards on Interceptions	134	vs. Tulsa	10/19/85
Most TDs on Interceptions	2	vs. Tulsa	10/19/85
		vs. La Tech	10/22/88
		vs. Michigan	10/28/91



19

Quarterback Sacks in A Season, 1996
Peter Boulware



DEFENSE RECORDS

First Downs

Fewest First Downs	2	The Citadel	9/15/62
Fewest Rushing First Downs	0	Louisville Florida	9/13/80 11/27/93

Fewest Passing

First Downs	0	seven times last East Carolina	9/20/80
-------------	---	-----------------------------------	---------

SINGLE SEASON

Total Defense

Fewest Yards	1,811	1964
Fewest Yards Per Game	181.1	1964 (1,811-10)
Lowest Average Per Play	3.3	1964 (3,410-658)
Fewest Touchdowns	8	1980

Scoring Defense

Fewest Points	66	1964
Fewest Points Per Game	6.6	1964 (66-10)

First Downs

Fewest First Downs	90	1962
Fewest Rushing First Downs	38	1997
Fewest Passing First Downs	28	1958
Fewest Penalty First Downs	2	1957

Blocked Kicks

Most Blocked Kicks	9	1982 and 1984
Most Blocked Punts	8	1984
Most Blocked Field Goals	4	1970 and 2002
Most TDs off Blocked Kicks	6	1984
Most TDs off Blocked Punts	5	1984
Most TDs off Blocked Field Goals	1	Many Years (latest 2006)

Fumbles

Most Fumbles Caused	45	1979
Most Fumbles Recovered	26	1957

Rushing

Fewest Yards	571	1997
Fewest Yards Per Game	51.9	1997 (571-11)
Lowest Average Per Play	1.5	1997 (571-379)
Fewest Touchdowns	2	1980

Passing

Fewest Yards	675	1958
Fewest Yards Per Game	63.5	1975 (698-11)
Fewest Yards Per Attempt	4.7	1962 (693-148)
Fewest Yards Per Completion	10.3	1962 (693-67)
Lowest Completion %	34.1	1979 (91-267)
Fewest Touchdowns	2	1956, 1958, 1963 and 1964
Most Interceptions	25	1968 and 1991
Most Yards on Interceptions	335	1991
Most TDs on Interceptions	6	1988

First Downs

Most First Downs	350	1993
Most Rushing First Downs	152	1987
Most Passing First Downs	184	1993
Most Penalty First Downs	30	1997, 2000

Team Records

SINGLE-GAME

First Downs

Most First Downs	40	vs. Maryland	11/7/92
Most First Downs Both Teams	67	vs. Maryland	11/7/92
Most Rushing First Downs	24	vs. East Carolina	9/20/80

Most Rushing First Downs

Both Teams	32	vs. Auburn	10/23/76
Most Passing First Downs	23	vs. Wake Forest vs. Memphis St	11/15/97 11/18/89

Most Passing First Downs

Both Teams	39	vs. Maryland	11/18/95
Most Penalty First Downs	5	vs. Miami vs. Florida	10/28/89 12/2/89

Most Penalty First Downs

Both Teams	13	vs. Miami	10/28/89
------------	----	-----------	----------

INTERCEPTION RECORDS

Individual Records

Most Passes Intercepted

Game:	4, Mario Edwards vs. Wake Forest, Nov. 14, 1998
Consecutive Games:	Patrick Robinson (5), 2007 Terrell Buckley (5), 1991
Season:	12, Terrell Buckley, 1991
Career:	21, Terrell Buckley, 1989-91

Most Yards On Interceptions

Game:	109, LeRoy Butler vs. Syracuse, Oct. 7, 1989
Season:	238, Terrell Buckley, 1991
Career:	501, Terrell Buckley, 1989-91

Most TDs On Interceptions

Game:	1, Several Players
Season:	2, Deion Sanders, 1988; Terrell Buckley, 1990 and 1991; Derrick Brooks, 1993
Career:	4, Deion Sanders, 1985-88; Terrell Buckley, 1989-91

Longest Interception Return

Game:	100, Deion Sanders vs. Tulsa, Oct. 19, 1985
-------	---

Season Interceptions

1.	Terrell Buckley, 1991	12
2.	Monk Bonasorte, 1979	8
	Curt Campbell, 1951	8
4.	Samari Rolle, 1997	7
	Corey Sawyer, 1992	7
	LeRoy Butler, 1989	7
7.	Patrick Robinson, 2007	6
	Tay Cody, 2000	6
	Mario Edwards, 1998	6
	Corey Sawyer, 1993	6
	Terrell Buckley, 1990	6
	Larry Harris, 1982	6
	Bobby Butler, 1979	6
	J.T. Thomas, 1970	6
	Winfred Bailey, 1964	6
	Bud Whitehead, 1959	6
	Lee Corso, 1954	6
	Tom Feamster, 1954	6
	Tommy Brown, 1952	6
	Ted Hewitt, 1949	6

Career Interceptions

1.	Terrell Buckley (89-91)	21
2.	Monk Bonasorte (77-80)	15
3.	Deion Sanders (85-88)	14
	Lee Corso (53-56)	14
5.	Corey Sawyer (91-93)	13
6.	Tay Cody, (97-00)	12
	Samari Rolle (94-97)	12
	Brian McCrary (81-84)	12
	Keith Jones (78-80)	12
	Curt Campbell (50-52)	12
11.	Eric Williams (84-87)	11
	Bobby Butler (77-80)	11
	Walt Sumner (66-68)	11
	Ted Hewitt (48-50)	11
15.	Pat Watkins (02-05)	10
	Dedrick Dodge (85-89)	10
	Bobby Jackson (74-77)	10
	J.T. Thomas (70-72)	10
19.	Tony Carter (05-08)	9
	Chris Hope (98-01)	9
	Leon Fowler (88-92)	9
	LeRoy Butler (86-89)	9
	Stan Shiver (84-88)	9
	Larry Harris (80-83)	9
	Harvey Clayton (79-82)	9
	John Crowe (66-68)	9
	Bud Whitehead (58-60)	9
	Tommy Brown (50-52)	9
	Ralph Chaudron (47-49)	9


Longest Interception Returns

1.	100 yards, Deion Sanders vs. Tulsa, 1985 (TD)
2.	99 yards, Fred Biletznikoff vs. Miami, 1963 (TD)
	99 yards, Ted Hewitt vs. Stetson, 1958 (TD)
4.	96 yards, Nick Moody vs. Maryland, 2010 (TD)
5.	94 yards, Leon Fowler vs. Duke, 1992 (TD)
6.	90 yards, Leroy Smith vs. Notre Dame, 2003
7.	89 yards, Mike Harris vs. Florida, 2011
7.	87 yards, LeRoy Butler vs. Syracuse, 1989 (TD)
8.	86 yards, Tony Carter vs. UCLA, 2006 (TD)
	86 yards, Tom Hillabrand vs. Auburn, 1960 (TD)
10.	85 yards, John Griner vs. Tampa, 1953 (TD)
11.	83 yards, Terrell Buckley vs. Cincinnati, 1990 (TD)
12.	82 yards, Stanford Samuels vs. Georgia Tech, 2002 (TD)
13.	81 yards, Bud Whitehead vs. Wake Forest, 1959 (TD)
14.	80 yards, Abdual Howard vs. Virginia, 2001
15.	74 yards, Dale McCullers vs. Houston, 1967
16.	71 yards, Antonio Cromartie vs. Duke, 2003
	71 yards, Corey Sawyer vs. NC State, 1993
	71 yards, Terrell Buckley vs. Virginia Tech, 1991 (TD)
19.	69 yards, Howard Ehler vs. Oklahoma, 1965
20.	66 yards, Bill Dawkins vs. Wofford, 1950

Team Records

Most Interceptions

1.	25 in 1991
	25 in 1968
3.	24 in 1982
	24 in 1949
5.	23 in 1989
	23 in 1979
7.	22 in 1999
	22 in 1997
	22 in 1985
	22 in 1972



5

Consecutive Games With An Interception, 2007
Patrick Robinson



SCORING RECORDS

Individual Records

Season Scoring


Name, Year	TD	PAT	FG	PTS
1. Greg Allen, 1982	21	0-0	0-0	126
2. Sebastian Janikowski, 1998	0	42-43	27-32	123
3. Dustin Hopkins, 2010	0	53-53	22-28	119
4. Sebastian Janikowski, 1999	0	47-47	23-30	116
5. Derek Schmidt, 1987	0	47-50	23-31	116
6. Dustin Hopkins, 2011	0	44-44	22-27	110
7. Gary Cismesia, 2007	0	28-29	27-34	109
8. Graham Gano, 2008	0	33-34	24-26	105
9. Xavier Beitia, 2002	0	51-51	19-28	108
Amp Lee, 1990	18	0-0	0-0	108
11. Xavier Beitia, 2003	0	50-51	19-25	107
12. Bill Capece, 1980	0	38-38	22-30	104
13. Scott Bentley, 1996	0	52-53	16-18	100
14. Derek Schmidt, 1985	0	44-44	18-25	98
15. Dustin Hopkins, 2009	0	40-44	19-27	97
16. Antone Smith, 2008	16	0-0	0-0	96
Scott Bentley, 1995	0	67-69	9-16	96
18. Scott Bentley, 1993	0	56-64	13-20	95
19. Gary Cismesia, 2005	0	42-43	17-24	93
Derek Schmidt, 1984	0	42-42	17-24	93

Career Scoring

Name, Years	TD	PAT	CV	FG	PTS
1. Derek Schmidt (84-87)	0	174-179	0	73-103	393
2. Xavier Beitia (01-04)	0	174-179	0	67-92	375
3. Dustin Hopkins (09-11)	0	137-141	0	63-82	326
Scott Bentley (93-96)	0	200-217	0	42-61	326
5. Sebastian Janikowski (97-99)	0	125-130	0	66-83	323
6. Gary Cismesia (04-07)	0	113-116	0	65-83	308
7. Warrick Dunn (93-96)	49	0	0	0-0	294
8. Greg Allen (81-84)	46	0	1	0-0	278
9. Dave Cappelletti (76-79)	0	110-119	0	43-71	239
10. Amp Lee (89-91)	38	0	0	0-0	228
Peter Warrick (96-99)	38	0	0	0-0	228
12. Richie Andrews (87-90)	0	143-147	0	26-44	221
13. Travis Minor (97-00)	31	0	0	0-0	186
14. E.G. Green (94-97)	30	0	1	0-0	182
15. Greg Carr (05-08)	29	0	1	0-0	176
16. Dan Mowrey (90-94)	0	99-114	0	24-37	171
17. Barry Smith (70-72)	27	0	1	0-0	164
18. Antone Smith (05-08)	26	0	0	0-0	162
19. Grant Guthrie (67-69)	0	72-76	0	28-53	156
20. Andre Cooper (93-96)	24	0	0	0-0	144
Dayne Williams (86-88)	24	0	0	0-0	144

Year-By-Year Scoring

Year	Name	TD	PAT	CV	FG	PTS
1955	Buck Metts	4	0-0	0	0-0	24
	Len Swantic	4	0-0	0	0-0	24
1956	Bob Nellums	5	1-2	0	0-0	31
1957	Bob Nellums	5	2-3	0	0-0	32
1958	Bobby Renn	7	0-0	1	0-0	44
1959	Fred Pickard	7	0-0	1	0-0	44
1960	Ed Trancygier	3	0-0	0	0-0	18
	Bill Whitehead	3	0-0	0	0-0	18
1961	Eddie Feely	3	0-0	0	0-0	18
1962	Keith Kindermann	5	0-0	0	0-0	30
1963	Larry Brinkley	5	0-0	1	0-0	32
1964	Fred Biletnikoff	11	0-0	1	0-0	68
1965	Gene Roberts	0	10-14	0	7-12	31
1966	Jim Mankins	10	0-0	0	0-0	60
1967	Grant Guthrie	0	26-27	0	9-14	53
1968	Ron Sellers	12	0-0	0	0-0	72
1969	Grant Guthrie	0	15-17	0	11-18	48
1970	Frank Fontes	0	22-24	0	14-27	64
1971	Frank Fontes	0	30-31	0	13-24	69
1972	Barry Smith	14	0-0	1	0-0	86
1973	Ahmet Askin	0	8-9	0	4-9	20
1974	Ahmet Askin	0	14-15	0	4-14	26
1975	Larry Key	6	0-0	0	0-0	36
	Rudy Thomas	6	0-0	0	0-0	36
1976	Dave Cappelletti	0	16-20	0	9-17	43
1977	Dave Cappelletti	0	27-29	0	13-20	66
1978	Dave Cappelletti	0	39-40	0	7-12	60
1979	Dave Cappelletti	0	29-30	0	14-22	71
1980	Bill Capece	0	38-38	0	22-30	104
1981	Mike Rendina	0	25-27	0	9-15	52
1982	Greg Allen	21	0-0	0	0-0	126
1983	Greg Allen	13	0-0	1	0-0	80
1984	Derek Schmidt	0	42-42	0	17-24	93
1985	Derek Schmidt	0	44-44	0	18-25	98
1986	Derek Schmidt	0	41-42	0	15-24	86
1987	Derek Schmidt	0	47-50	0	23-31	116
1988	Richie Andrews	0	57-58	0	5-13	72
1989	Richie Andrews	0	34-35	0	8-13	58
1990	Amp Lee	18	0-0	0	0-0	108
1991	Amp Lee	14	0-0	0	0-0	84
1992	Dan Mowrey	0	51-55	0	10-18	81
1993	Scott Bentley	0	56-64	0	13-20	95
1994	Zack Crockett	11	0-0	0	0-0	66
1995	Scott Bentley	0	67-69	0	9-16	94
1996	Scott Bentley	0	52-53	0	16-18	100
1997	Sebastian Janikowski	0	37-39	0	16-21	85
1998	Sebastian Janikowski	0	42-43	0	27-32	123



119
Individual Points In A Season, 2010
Dustin Hopkins

1999	Sebastian Janikowski	0	47-47	0	23-30	116
2000	Snoop Minnis	11	0-0	0	0-0	66
	Atreus Bell	11	0-0	0	0-0	66
2001	Xavier Beitia	0	44-48	0	13-14	83
2002	Xavier Beitia	0	51-51	0	19-28	108
2003	Xavier Beitia	0	50-51	0	19-25	107
2004	Xavier Beitia	0	29-29	0	16-75	77
2005	Gary Cismesia	0	42-43	0	17-24	93
2006	Gary Cismesia	0	39-40	0	14-20	81
2007	Gary Cismesia	0	28-29	0	27-34	109
2008	Graham Gano	0	33-34	0	26-24	105
2009	Dustin Hopkins	0	40-44	0	19-27	97
2010	Dustin Hopkins	0	53-53	0	22-28	119
2011	Dustin Hopkins	0	44-44	0	22-27	110

Team Records

Single-Game

Most Points	77	vs. NC State	9/16/95
Most Points, Both Teams	96	vs. Arizona State	11/3/84
Greatest Margin of Victory	74	vs. Whiting Field*	10/1/49
	63	vs. Tulane	11/14/92
Greatest Margin of Defeat	49	vs. Florida	12/1/73
Most Touchdowns	11	vs. NC State	9/16/95
Most Touchdowns, Both Teams	13	vs. NC State	9/16/95
		vs. East Carolina	9/3/83
		vs. Maryland	11/7/92

*Service Team

Single-Season

Most Points	532	1995
Most Points Per Game	48.4	1995
Consecutive 50 Point Games	3	1986
Most Touchdowns	70	1993

Longest Touchdown Plays

1. 100 yards	Keith Ross/Dexter Carter vs. Miami, 1986 (lateral on KO return)
	Deion Sanders vs. Tulsa, 1985 (INT return)
	Leon Bright vs. Virginia Tech, 1974 (KO return)
	Bill Moremen/T.K. Wetherell vs. Kentucky, 1965 (lateral on KO return)
5. 99 yards	Fred Biletnikoff vs. Miami, 1963 (INT return)
	Ted Hewitt vs. Stetson, 1948 (INT return)
7. 98 yards	Christian Ponder to Rod Owens vs. North Carolina, 2009
	Chris Weinke to Snoop Minnis vs. Clemson, 2000 (pass)
9. 97 yards	Leon Washington vs. Clemson, 2002 (KO return)
	Billy Allen vs. Louisiana State, 1981 (KO return)
	Larry Key vs. Virginia Tech, 1976 (run)
12. 96 yards	Nick Moody vs. Maryland, 2010 (Int. return)
	Tamarick Vanover vs. Wake Forest, 1992 (KO return)
	Jimmy Jordan to Kurt Unglaub vs. Virginia Tech, 1976 (pass)
	David Snell vs. Virginia Tech, 1970 (KO return)
16. 95 yards	Sammie Smith vs. Furman, 1987 (run)
	Billy Allen vs. West Virginia (Gator Bowl), 1982 (KO return)
	Greg Allen vs. Western Carolina, 1981 (KO return)
	Jimmy Black to Rudy Thomas vs. Southern Miss, 1976 (pass)
20. 94 yards	Tamarick Vanover vs. Miami, 1992 (KO return)
	Leon Fowler vs. Duke, 1992 (INT return)
	Bill Moremen/T.K. Wetherell vs. Miami, 1966 (lateral on KO return)

Most Points

Game:	30, Ron Sellers vs. Wake Forest, Nov. 23, 1968
Season:	126, Greg Allen, 1982
Career:	393, Derek Schmidt, 1984-87

Most Touchdowns

Game:	5, Ron Sellers vs. Wake Forest, Nov. 23, 1968
Season:	21, Greg Allen, 1982
Career:	49, Warrick Dunn, 1993-96



18
Consecutive Field Goals, 2008
Graham Gano



KICKING RECORDS

Individual Records

Highest Percentage of PAT Made

Season: (Min. 25 att.) - 100.0 (53-53) Dustin Hopkins, 2010 and (44-44), 2011; (29-29) Xavier Beitia, 2004 and (51-51), 2002; (47-47) Sebastian Janikowski, 1999; (38-38) Bill Capece, 1980; (42-42) Derek Schmidt, 1984 and (44-44), 1985
 Career: (Min. 100 att.) - 97.8 (174-178), Derek Schmidt, 1984-87

Most Points Kicking

Game: 18, Brett Cimorelli vs. Clemson, Nov. 4, 2000; Sebastian Janikowski vs. NC State, Sept. 18, 1999; Bill Capece vs. Pittsburgh, Oct. 11, 1980
 Season: 123, Sebastian Janikowski, 1998
 Career: 393, Derek Schmidt, 1984-87

Most Field Goals Attempted

Game: 8, Frank Fontes vs. Wake Forest, Sept. 26, 1970
 Season: 32, Sebastian Janikowski, 1998
 Career: 104, Derek Schmidt, 1984-87

Most Field Goals Made

Game: 5, Gary Cismesia vs. Miami, Oct. 20, 2007 and Duke, Nov. 6, 2004; Sebastian Janikowski vs. NC State, 1999 and Maryland, 1998; Bill Capece vs. Pittsburgh, Oct. 11, 1980
 Consecutive: 18, Graham Gano, 2008
 Season: 27, Gary Cismesia, 2007 & Sebastian Janikowski, 1998
 Career: 73, Derek Schmidt, 1984-87

Highest Percentage of FGs Made

Season: (Min. 15 atts.) - 92.3 (24-26), Graham Gano, 2008
 Career: (Min. 50 atts.) - 79.5 (66-83), Sebastian Janikowski, 1997-99

50- Yard Field Goals

Game: 2, Derek Schmidt (51, 51) vs. Memphis State, 1985
 Season: 5, Graham Gano, 2008
 Consecutive: 4, Graham Gano, 2008
 Career: 7, Derek Schmidt, 1984-87

PAT Leaders By Percentage

Player, Years	PAT-A	PCT
1. Derek Schmidt, 1984-87	174-178	.97752
2. Gary Cismesia, 2004-07	109-112	.97321
3. Richie Andrews, 1987-89	143-147	.97278
4. Xavier Beitia, 2001-04	174-179	.97206
5. Dustin Hopkins, 2009-11	137-141	.97163

Field Goal Leaders By Percentage

Player, Years	FG-A	PCT	LONG
1. Sebastian Janikowski, 1997-99	66-83	.79518	56
2. Gary Cismesia, 2004-07	65-83	.78313	60
3. Dustin Hopkins, 2009-10	63-82	.76829	55
4. Xavier Beitia, 2001-04	67-92	.72826	52
5. Derek Schmidt, 1984-87	73-104	.70192	54
6. Scott Bentley, 1993-96	42-61	.68852	49

Longest Field Goals

1. 60 yards	Gary Cismesia vs. Florida, 2007
2. 56 yards	Sebastian Janikowski vs. Wake Forest, 1997
3. 55 yards	Dustin Hopkins vs. Clemson, 2010
4. 54 yards	Gary Cismesia vs. Rice, 2006 Sebastian Janikowski vs. Florida, 1999 Derek Schmidt vs. Miami, 1984
7. 53 yards	Dustin Hopkins vs. Oklahoma, 2011 Graham Gano vs. Miami, 2008 Graham Gano vs. NC State, 2008 Sebastian Janikowski vs. Clemson, 1998 Derek Schmidt vs. Florida, 1987 Derek Schmidt vs. Louisville, 1986 Grant Guthrie vs. Miami, 1969
13. 52 yards	Dustin Hopkins vs. Oklahoma, 2010 Dustin Hopkins vs. Miami, 2009 Graham Gano vs. Colorado, 2008 Graham Gano vs. Clemson, 2008 Xavier Beitia vs. Florida, 2004 Sebastian Janikowski vs. Wake Forest, 1999 Sebastian Janikowski vs. N. Carolina, 1999 Derek Schmidt vs. Arizona State, 1984 Mike Rendina vs. Ohio State, 1981
22. 51 yards	Derek Schmidt vs. Memphis State, 1985 (twice) Derek Schmidt vs. North Carolina, 1985 Grant Guthrie vs. Virginia Tech, 1969
25. 50 yards	Graham Gano vs. Virginia Tech, 2008 Gary Cismesia vs. Virginia Tech, 2007 Bill Capece vs. Pittsburgh, 1980 Dave Cappelen vs. South Carolina, 1979

Most PAT Attempted

Game: 11, Scott Bentley vs. NC State, Sept. 16, 1995
 Season: 69, Scott Bentley, 1995
 Career: 213, Scott Bentley, 1993-96

Most PAT Made

Game: 11, Scott Bentley vs. NC State, Sept. 16, 1995
 Season: 67, Scott Bentley, 1995
 Career: 200, Scott Bentley, 1993-96

Consecutive PAT Made

Career: 130, Dustin Hopkins, 2009-11

Team Records

Single-Game

Most PAT Made	11	vs. NC State	9/16/95
Most PAT Made, Both Teams	13	vs. NC State	9/16/95
Most Field Goals Made	5	vs. Miami	10/20/07
		vs. Duke	11/6/04
		vs. NC State	9/18/99
		vs. Maryland	10/3/98
		vs. Pittsburgh	10/11/80
Most Field Goals Made, Both Teams	6	vs. Miami	10/20/07
		vs. NC State	9/18/99
		vs. Maryland	10/3/98
		vs. Florida	12/3/83

Single-Season

Most PAT Made	67	1995
Most Field Goals Made	27	1998, 1999, 2007

Season Records

XP Kicks Made

1.	67 in 1995 (of 69)
2.	59 in 2000 (of 66)
	59 in 1993 (of 68)
4.	57 in 1988 (of 58)
5.	53 in 2010 (of 53)
6.	52 in 1996 (of 53)
	52 in 1990 (of 54)
	52 in 1982 (of 53)
9.	51 in 2002 (of 51)
	51 in 1992 (of 55)
11.	50 in 2003 (of 51)

XP Kicks Attempted

1.	69 in 1995
2.	68 in 1993
3.	66 in 2000
4.	58 in 1988
5.	55 in 1992
6.	54 in 1990
7.	53 in 2010
	53 in 1996
	53 in 1982
10.	51 in 2003
	51 in 2002
	51 in 1997
	51 in 1994

Most Field Goals Made

1.	27 in 2007
	27 in 1998
3.	23 in 2004
	23 in 1999
	23 in 1987
6.	22 in 2011
	22 in 2010
	22 in 1980
8.	19 in 2009
	19 in 2003
	19 in 2002
11.	18 in 1997
	18 in 1985

Most Field Goals Attempted

1.	34 in 2007
	34 in 2004
3.	32 in 1998
4.	31 in 1987
5.	30 in 2008
	30 in 1999
	30 in 1980
8.	28 in 2010
9.	28 in 2002
10.	27 in 2011
	27 in 2009
12.	26 in 1989
13.	25 in 2003
	25 in 1997
	25 in 1985
	25 in 1970

PUNTING RECORDS

Individual Records

Most Punts

Game: 12, Joe Downey vs. Houston, Nov. 3, 1973; Bill Cheshire vs. Florida, Sept. 28, 1968
 Season: 81, Joe Downey, 1973
 Career: 244, Rohn Stark, 1978-81

Highest Average

Game: (Min. 5 punts) - 54.8 (329-6), Rohn Stark vs. Florida, Nov. 28, 1981
 Season: (Min. 30 punts) - 47.0 (2,681-57), Shawn Powell, 2011
 Career: (Min. 100 punts) - 44.2 (7,424-168), Shawn Powell, 2008-11

Most Yards on Punts

Game: 465, Joe Downey vs. Houston, Nov. 3, 1973
 Season: 3,092, Joe Downey, 1973
 Career: 10,418, Rohn Stark, 1978-81

Longest Punt

Game: 84, Tommy Brown vs. Tampa, 1950

Team Records

Single-Game

Most Punts	12	vs. Florida	9/28/68
		vs. Houston	11/3/73
Highest Average (Min. 5)	54.8 (329-6)	vs. Florida	11/28/81

Single-Season

Most Punts	81	1973
Fewest Punts	35	1988 and 1993
Highest Average Per Punt	47.0	2011 (2,681-57)

Season Records

Most Punts

1.	81 in 1973
2.	76 in 2007
3.	74 in 2005
4.	70 in 2004
5.	72 in 2002
6.	69 in 2006
7.	66 in 1979
8.	65 in 1981
9.	63 in 1998
	63 in 1970

Highest Punt Average

1.	47.0 in 2011
2.	45.2 in 1981
3.	45.1 in 1980
4.	44.3 in 2010
5.	43.8 in 1996



PUNT RETURN RECORDS

Individual Records

Most Punt Returns

Game:	10, David Snell vs. South Carolina, Oct. 24, 1970
Season:	40, David Snell, 1970
Career:	126, Deion Sanders, 1985-88

Most Yards on Punt Returns

Game:	159, Leon Washington vs. Wake Forest, Oct. 25, 2003
Season:	541, Willie Reid, 2005
Career:	1,429, Deion Sanders, 1985-88

Highest Average Per Punt Return

Game:	(Min. 3) - 45.7 (137-3), Bobby Jackson vs. Virginia Tech, Nov. 16, 1974
Season:	(Min. 10) - 20.1 (241-12), Phil Abraira, 1969
Career:	(Min. 25) - 15.4 (1063-69), Willie Reid, 2002-05

Most TDs on Punt Returns

Game:	2, Joe Wessel vs. Arizona State, Nov. 3, 1984
Season:	3, Joe Wessel, 1984; Willie Reid, 2005
Career:	3, Joe Wessel, 1981-84; Deion Sanders, 1985-88; Terrell Buckley, 1989-91; Willie Reid, 2002-05; Greg Reid, 2009-11

Longest Punt Returns

1.	92 yards	Phil Abraira vs. NC State, 1969 (TD)
2.	90 yards	Peter Warrick vs. Clemson, 1997 (TD)
3.	87 yards	Willie Reid vs. Penn State, 2005 (TD)
4.	83 yards	Greg Reid vs. Miami, 2011 (TD)
	83 yards	Willie Reid vs. Virginia Tech, 2005 (TD)
5.	80 yards	Robert Jackson vs. Virginia Tech, 1974 (TD)
		Bill Odom vs. Stetson, 1954 (TD)
7.	79 yards	Dee Feaster vs. Clemson, 1996 (TD)
8.	76 yards	Deion Sanders vs. Clemson, 1988 (TD)
9.	75 yards	Peter Warrick vs. N. Carolina, 1999 (TD)
		Walt Sumner vs. Alabama, 1967 (TD)
		Ralph Chaudron vs. Whiting Field, 1949 (TD)*
12.	74 yards	Greg Reid vs. Samford, 2010 (TD)
		Corey Sawyer vs. N. Carolina, 1992 (TD)
14.	71 yards	David Snell vs. Louisville, 1970 (TD)
15.	70 yards	Bill Campbell vs. Wake Forest, 1965 (TD)

*Service Team

Team Records

Single-Game

Most Punt Returns	10	vs. S Carolina	10/24/70
Most Yards Gained	216	vs. Wake Forest	10/25/03
Most Touchdowns	2	vs. Arizona State	11/3/84

Single-Season

Most Punt Returns	54	2005
Fewest Punt Returns	14	1960
Most Yards	801	2005
Highest Average Per Punt Return	15.5	1988 (649-42)
Most Touchdowns	4	1979, 84 and 05
Lowest Average Per Punt Return	1.8	1989 (22-12)



159

Punt Return Yards vs. Wake Forest, 2003
Leon Washington

KICK RETURN RECORDS



1,721

Career Kickoff Return Yards
Michael Ray Garvin (2006-08)

Individual Records

Most Kickoff Returns

Game:	7, Greg Reid vs. North Carolina, Nov. 6, 2010
Season:	35, Michael Ray Garvin, 2007
Career:	73, Keith Ross, 1985-88 & Michael Ray Garvin, 2006-08

Most Yards on Kickoff Returns

Game:	193, Greg Reid vs. North Carolina, Nov. 6, 2010
Season:	742, Greg Reid, 2010
Career:	1,721, Michael Ray Garvin, 2006-08

Highest Average Per Kickoff Return

Game:	(Min. 3) - 60.3 (181-3), Tamarick Vanover vs. Florida, Nov. 28, 1992
Season:	(Min. 10) - 30.5 (397-13), Lamarcus Joyner, 2011
Career:	(Min. 35) - 24.7 (1,553-63) Greg Reid, 2009-11

Most TDs on Kickoff Returns

Game:	1, 13 Times (latest Leon Washington vs. Clemson, 2002)
Season:	2, Tamarick Vanover, 1992
Career:	2, T.K. Wetherell, 1964-66; Eddie McMillan, 1970-72; Tamarick Vanover, 1992-93

Longest Kickoff Returns

1.	100 yards	Keith Ross/Dexter Carter vs. Miami, 1986 (TD, lateral)
		Leon Bright vs. Virginia Tech, 1974 (TD)
		Bill Moremen/T.K. Wetherell vs. Kentucky, 1965 (TD, lateral)
4.	97 yards	Leon Washington vs. Clemson, 2002 (TD)
		Laveranues Coles vs. Duke, 1998 (TD)
		Billy Allen vs. Louisiana State, 1981 (TD)
7.	96 yards	Tamarick Vanover vs. Wake Forest, 1992 (TD)
		David Snell vs. Virginia Tech, 1970 (TD)
9.	95 yards	Billy Allen vs. West Virginia (Gator Bowl), 1982 (TD)
		Greg Allen vs. Western Carolina, 1981 (TD)
11.	94 yards	Michael Ray Garvin vs. Colorado, 2008 (TD)
		Tamarick Vanover vs. Miami, 1992 (TD)
		Bill Moremen/T.K. Wetherell vs. Miami, 1966 (TD, lateral)
14.	93 yards	Larry Key vs. Texas Tech (Tangerine Bowl), 1977
		Eddie McMillan vs. Memphis State, 1970 (TD)
16.	90 yards	Shannon Baker vs. Tulane, 1992 (TD)
		Eddie McMillan vs. Miami, 1971 (TD)
18.	89 yards	Bill Odom vs. Virginia Tech, 1955 (TD)

Team Records

Single-Game

Most Kickoff Returns	9	vs. Auburn 11/19/60
		vs. Miami 9/18/76
Most Yards Gained	215	vs. Florida 11/29/03
Most Touchdowns	1	13 times
		latest vs. Clemson 10/3/02

Single-Season

Most Kickoff Returns	67	2009
Fewest Kickoff Returns	15	1962 and 1964
Most Yards	1390	2009
Highest Average	30.3	1992 (819-27)

Per Kickoff Return

Most Touchdowns	3	1992
Lowest Average	15.7	1962 (502-32)
Per Kickoff Return	15.7	1962 (502-32)





BLOCKED KICKS AND PUNTS RECORDS

Individual Records

Most Blocked Kicks

Game:	2, J.T. Thomas vs. Louisville, Sept. 12, 1970; Joe Wessel vs. Temple, Sept. 29, 1984
Season:	5, Joe Wessel, 1984
Career:	7, B.J. Ward, 2001-04

Most Blocked Punts

Game:	2, Dexter Jackson vs. N. Carolina, Sept. 28, 1996; Ron Hester vs. Boston College, Oct. 18, 1980; Kelvin Smith vs. Southern Miss, Oct. 1987; Jim Arnold vs. Troy State, 1950; B.J. Ward vs. Duke, 2003
Season:	4, Joe Wessel, 1984
Career:	5, Bobby Butler, 1977-80

Most Blocked Field Goals

Game:	2, J.T. Thomas vs. Louisville, Sept. 12, 1970
Season:	4, B.J. Ward, 2003
Career:	7, B.J. Ward, 2001-04

Most TDs Scored Off Blocked Kicks

Game:	2, Joe Wessel vs. Arizona State, Nov. 3, 1984
Season:	3, Joe Wessel, 1984
Career:	4, Clifton Abraham, 1991-94

Most TDs Scored Off Blocked Punts

Game:	2, Joe Wessel vs. Arizona State, Nov. 3, 1984
Season:	3, Joe Wessel, 1984
Career:	4, Clifton Abraham, 1991-94

Most TDs Scored Off Blocked Field Goals

Game:	1, Several Players (latest Eric Riley vs. Temple, Sept. 29, 1984)
Season:	1, Several Players (latest Eric Riley, 1984)
Career:	1, Several Players (latest Eric Riley, 1980-84)

Team Records

Blocked Kicks & Punts

Most Blocked Kicks	2	many times
Most Blocked Punts	2	last vs. La Tech 10/22/88 eight times
Most Blocked Field Goals	2	last vs. NC State 11/5/05 vs. Louisville 9/12/70
Most TDs off Blocked Kicks	2	vs. Tulane 10/20/84 vs. Arizona State 11/3/84
Most TDs off Blocked Punts	2	vs. Tulane 10/20/84 vs. Arizona State 11/3/84
Most TDs off Blocked Field Goals	1	many times last vs. Clemson 9/16/06

FSU's Blocked Kicks Since 1990

2011	10/8	Wake Forest	Blocked XPT
2010	9/4	Samford	Blocked Punt
	11/13	Clemson	Blocked FG
	12/4	Virginia Tech	Blocked XPT
2009	9/12	Jacksonville State	Blocked FG
	11/28	Florida	Blocked PAT
2008	9/13	Chataanooga	Blocked Punt*
	9/27	Colorado	Blocked Punt*
2007	9/3	Clemson	Blocked Punt
	10/11	Wake Forest	Blocked Punt
2006	9/9	Troy	Blocked FG
	9/16	Clemson	Blocked PAT*
		Clemson	Blocked FG *
	10/14	Duke	Blocked PAT*
	11/4	Virginia	Blocked Punt
	12/27	UCLA	Blocked Punt *
2005	9/5	Miami	Blocked Punt
	9/17	Boston College	Blocked Punt
	11/5	NC State	2 Blocked Punts
	11/12	Clemson	Blocked Punt
2004	9/18	UAB	Blocked Punt
	10/2	North Carolina	Blocked Punt
	10/16	Virginia	Blocked Punt
2003	9/20	Colorado	Blocked Punt
	9/27	Duke	2 Blocked FGs
	11/1	Notre Dame	Blocked FG
2002	8/24	Iowa State	Blocked FG
	8/31	Virginia	Blocked Punt
	9/14	Maryland	Blocked FG
	9/21	Duke	Blocked FG
	11/2	Wake Forest	Blocked FG
2001	1/3	Virginia Tech	Blocked Punt (Gator Bowl)
	9/1	Duke	Blocked Punt
	9/1	Duke	Blocked Punt
2000	10/28	NC State	Blocked Punt

1999	10/9	Miami	Blocked FG
	10/23	Clemson	Blocked FG
	10/30	Virginia	Blocked Punt
	11/13	Maryland	2 Blocked Punts
	11/20	Florida	Blocked Punt
	1/4	Virginia Tech	Blocked Punt
1998	10/3	Maryland	Blocked FG
	9/12	NC State	Blocked PAT
1997	11/8	North Carolina	Blocked Punt
	11/1	NC State	Blocked Punt
1996	11/30	Florida	Blocked Punt
	11/2	Georgia Tech	1 Blocked Punt*
	9/28	North Carolina	2 Blocked Punts
			Blocked FG
	9/19	NC State	Blocked Punt
1995	11/25	Florida	Blocked Punt
	11/11	North Carolina	2 Blocked Punts
			1 Blocked XPoint
	9/23	Central Florida	Blocked FG
	9/9	Clemson	Blocked Punt
1994	9/10	Maryland	Blocked Punt
1992	9/5	Duke	Blocked Punt
1991	10/19	Mid Tenn State	Blocked Punt
1990	12/29	Penn State	Blocked FG
	10/27	LSU	Blocked Punt
	9/15	Georgia Southern	Blocked Punt

*Returned for punts

Total

1990-2011 (shown above)		
42 Blocked Punts.	24 Blocked Kicks	66 Total

1976-1989		
52 Blocked Punts	14 Blocked Kicks	66 Total

Blocked Kicks Totals in Bowden Era

(417 games, 34 years)1976-2009		
93 Blocked Punts	36 Blocked Kicks	129 Total



7

Career Blocked Field Goals
B.J Ward (2001-04)



THE LAST TIME IT HAPPENED

The Last Time Florida State...

RUSHING

Had 400 or more yards: vs. Wake Forest, 1995 (401)
 Had 300-399 yards: at BYU, 2009 (313)
 Had 200-299 yards: vs. Maryland, 2011 (218)
 Had 51-100 yards: vs. Miami, 2011 (63)
 Had 11-50 yards: vs. Notre Dame, 2011 (41)
 Had FEWER than 10 yards: at Florida, 2011 (30)
 Had 70 or more rush attempts: vs. Western Carolina, 1985 (72)
 Had 60-69 rush attempts: vs. Virginia, 2002 (60)
 Had 50-59 rush attempts: at Miami, 2008 (54)
 Had six rush TDs: vs. Maryland, 1992
 Had five rush TDs: vs. NC State, 2009
 Had four rush TDs: vs. Maryland, 2011
 Had two or more players with 100 rush yards in a gm: vs. Rice, 2006
 Lorenzo Booker (13-115); Antone Smith (12-137)
 Had two with 150 or more rush yards in a gm: vs. Notre Dame 1995
 Rock Preston (165), Warrick Dunn (163)

PASSING

Had 500 or more yards passing: vs. Clemson, 2000 (521)
 Had 400-499 yards passing: vs. Charleston Southern, 2011 (477)
 Had 300-399 yards passing: vs. NC State, 2011 (321)
 Had 200-299 yards passing: vs. Notre Dame, 2011 (249)
 Had 76-125 yards passing: vs. South Carolina, 2010 (90)
 Had LESS than 75 yards passing: at Florida, 2011 (65)
 Had 40 or more pass attempts: at Wake Forest, 2011 (46)
 Had 30-39 attempts: vs. Virginia, 2011 (31)
 Attempted 20 or fewer passes: at Florida, 2011 (13)
 Had 30 or more pass completions: vs. Charleston Southern, 2011 (30)
 Had 20-29 pass completions: vs. Notre Dame, 2011 (20)
 Had FEWER than 10 pass completions: at Florida, 2011 (6)
 Had six passing TDs: vs. Charleston Southern, 2011
 Had five passing TDs: vs. Georgia Tech, 2009
 Had four passing TDs: vs. Samford, 2010
 Had three passing TDs: at Clemson, 2011
 Had zero passing TDs: vs. Clemson, 2010
 Had seven passes intercepted: at South Carolina, 1984
 Had six passes intercepted: vs. NC State, 1998
 Had five passes intercepted: vs. Wake Forest, 2008
 Had four passes intercepted: at Wake Forest, 2011
 Had three passes intercepted: vs. Oklahoma, 2011
 Did not throw an interception: vs. Notre Dame, 2011

RECEIVING

Had one player with 100 yards receiving: vs. Virginia, 2011
 (Bert Reed, 4-104)
 Had two players with 100 yards receiving: at Wake Forest, 2011
 (Greene 163, Green 102)
 Had three players with 100 yards receiving: vs. The Citadel, 2005
 (Davis 125, Fagg, 113, Carr 104)
 Ten or more with a reception: vs. Charleston Southern, 2011 (12)

COMBINATION OFFENSE

Had one 300-yard passer and one 100-yard rusher in a game:
 vs. Duke, 2007, Drew Weatherford (339 pass), Antone Smith (146 rush)
 Had (1) 100-yd receiver and (1) 100-yd rusher in a game:
 vs. Kentucky, 2007, Antone Smith (156 rush), Preston Parker (105 receive)

TOTAL OFFENSE

Had 550 or more yards total offense: vs. Charleston So., 2011 (647)
 Had 500-549 yards total offense: vs. Georgia Tech, 2009 (539)
 Had 450-499 yards total offense: vs. Maryland, 2011 (482)
 Had 400-449 yards total offense: vs. NC State, 2011 (444)
 Had 151-200 yards total offense: vs. Wake Forest, 2006 (139)
 Had LESS than 150 yards total offense: vs. Wake Forest, 2006 (139)
 Had LESS than 100 yards total offense: at Florida, 2011 (95)
 Had 85 or more plays: at Miami, 2008 (86)
 Had 75-84 plays: vs. Charleston Southern, 2011 (79)
 Had FEWER than 55 plays: vs. Miami, 2011 (52)

SCORING

Scored 60 or more points: vs. Charleston Southern, 2011 (62)
 Scored 50-59 points: vs. Samford, 2010 (59)
 Scored 40-49 points: vs. Maryland, 2011 (41)
 Scored 30-39 points: at Boston College, 2011 (38)
 Allowed 60 or more points: Never
 Allowed 50-59 points: vs. Florida (Sugar Bowl), 1996 (52)
 Allowed 40-49 points: vs. Virginia Tech, 2010 (44)
 Allowed 30-39 points: at Wake Forest, 2011 (35)
 FSU lost by 45 or more points: at Miami, 1976 (47)
 FSU lost by 35-44 points: at Virginia Tech, 1974 (35)
 Scored On First Drive Of Game: vs. Maryland, (2011)
 FSU lost by 30 or more points: at Oklahoma, 2010 (30)
 FSU lost by 20 or more points: at Florida, 2009 (27)
 Was held scoreless: vs. Wake Forest, 2006 (30-0)
 Was held scoreless at home: vs. Wake Forest, 2006 (30-0)
 Was held scoreless on the road: vs. Miami, 1988 (31-0)
 Held opponent scoreless: vs. NC State, 2011 (34-0)
 Held opponent scoreless at home: vs. NC State, 2011
 Held opponent scoreless on the road: at Notre Dame, 2003 (37-0)
 Held opp. scoreless/neutral site: Kansas, (Meadowlands) 1993, (42-0)
 Held opponent without a touchdown: vs. NC State, 2011
 Held two opponents scoreless in one season: 2011
 Held three opponents scoreless in one season: 1993
 Held four opponents scoreless in one season: 1993
 Held five opponents scoreless in one season: Never
 Held an ACC opponent scoreless: vs. NC State, 2011 (34-0)
 Held two ACC opponents scoreless: 1993
 Held three ACC opponents scoreless: 1993
 Held four ACC opponents scoreless: Never
 Scored a 2-point conversion: vs. Maryland, 2009
 (Manuel vs Easterling)
 Scored a defensive 2-point conversion: vs. Virginia Tech, 2010
 (Bradham)

TURNOVERS

Committed nine turnovers: at South Carolina, 1984 (7 Int., 2 Fum.)
 Committed eight turnovers: Never
 Committed seven turnovers: vs. Wake Forest, 2008 (5 Int., 2 Fum.)
 Committed six turnovers: at NC State, 1998 (6 Int.)
 Committed five turnovers: at Wake Forest, 2011 (4 Int., 1 Fumble)
 Committed four turnovers: vs. Boston College, 2010 (3 Ints, 1 Fumble)
 Lost five or more fumbles: Never
 Lost four or more fumbles: vs. USF, 2009 (4)
 Lost three or more fumbles: vs. Jacksonville State, 2009 (3)
 Did not commit a turnover: vs. Miami, 2011
 Did not commit a turnover in consec. games: NC St & Va Tech (2008)
 Lost a game and did not commit a turnover: vs. North Carolina, (2010)
 Recorded five or more takeaways: vs. South Carolina (3 INT, 2 Fum.)
 Recorded four takeaways: at Florida, 2011 (4 ints.)
 Recorded three takeaways: vs. Notre Dame, 2011 (3 ints.)
 Returned two or more interceptions for TDs: vs. Michigan, 1991
 at Florida, 2011
 Returned an interception for a TD: (Terrance Parks 29 yards)
 at Clemson, 2011
 (Boern Werner, 25 yards)
 Two Players Returned a Fumble for a TD in a gm: vs. Wisconsin, 2008
 (Derek Nicholson, 75 and Dekoda Watson, 51)

DEFENSE

Held opponent to 0 or fewer rushing yards: at Colorado, 2007 (-27)
 Held opponent to 1-10 rushing yards: vs. Duke, 2007 (9)
 Held opponent to 11-50 rushing yards: vs. NC State, 2011 (36)
 Held opponent to 51-100 rushing yards: vs. Notre Dame, 2011 (93)
 Held opponent to 51-100 passing yards: at Boston College, 2011 (94)
 Held opponent to 50 or fewer passing yards: vs. USC, 1999 (23)
 Held opponent to 201-300 yds total offense: vs. Notre Dame, 2011 (280)
 Held opponent to 151-200 yds total offense: at Florida, 2011 (184)
 Held opponent to 101-150 yds total offense: at Miami, 2006 (134)
 Held opponent to 100 or fewer yds total offense: vs. Charleston So., 2011 (63)
 Intercepted five or more passes: vs. Wake Forest, 1997 (5)
 Intercepted four passes: at Florida, 2011 (4)
 Intercepted three passes: vs. Notre Dame, 2011 (3)
 Recovered three fumbles: vs. Florida, 2010
 Scored a safety: vs. Colorado (JAX), 2008
 Scored two or more safeties: vs. Central Florida, 1995
 Scored on a blocked FG: vs. Clemson, 2006 (Tony Carter 69 yards)
 Recorded 10 or more sacks: vs. Wake Forest, 1997 (11)
 Recorded nine or more sacks: vs. Miami, 2005 (9)
 Recorded eight or more sacks: vs. BYU, 2010 (8)
 Recorded seven or more sacks: vs. Jacksonville State, 2009 (7)
 Recorded six or more sacks: vs. Maryland, 2011 (6)
 Recorded 10 or more tackles for loss: at Florida, 2011 (13)
 Held opponent to 10 or fewer first downs: at Boston College, 2011 (10)
 Broke up 10 more passes: vs. Boston College, 2010 (10)
 Held opponent to neg. rushing yds in a half: at Wake Forest, 2011 (-1, 1st)

SPECIAL TEAMS

Returned a punt for a TD: vs. Miami, 2011 (Greg Reid, 83 yards)
 Returned at least two punts for TDs in a season: Willie Reid, 2005 (3)
 vs. Va Tech, Maryland, Penn State
 Returned a blocked punt for a TD: vs. UCLA, 2006
 (Lawrence Timmons, 25 yds)
 Blocked A Punt For A Safety: vs. Colorado (JAX), 2008
 Returned a kickoff for a TD: vs. Colorado, 2008 (Michael Ray Garvin-94)
 Blocked one punt: vs. Samford, 2010 (Chris Thompson)
 Blocked two punts: vs. NC State, 2005 (Houllis, Church)
 Blocked three punts: Never
 Punted 10 or more times: at NC State, 2004 (11)
 Punted 9 times: at Florida, 2011
 Did not record a punt: vs. Samford, 2010
 Punted Once: vs. Wake Forest, 2010
 Blocked a field goal: vs. Clemson, 2010 (Nigel Bradham)
 Blocked two field goals: at Duke, 2003 (B.J. Ward)
 Blocked a FG and returned for a TD: vs. Clemson, 2006 (T. Carter 69 yds)
 Had a field goal blocked: Gary Cismesia at Maryland, 2006
 Had a FG blocked and returned for a TD: Gary Cismesia at Florida, 2005
 Blocked a PAT kick: at Wake Forest, 2011 (Jacobbi McDaniel)
 Scored on a blocked PAT: vs. Virginia Tech, 2010 (Nigel Bradham)
 Missed a kicking PAT: at BYU, 2009 (1)
 Had a kicking PAT blocked: vs. Florida, 2008 (Graham Gano)
 Had a punt blocked: vs. NC State, 2009 (Shawn Powell)
 Recovered an on-side kick: at Wake Forest, 2009

MISCELLANEOUS

Had 30 or more first downs: vs. Duke, 2007 (30)
 Had 20-29 first downs: vs. NC State, 2011 (23)
 Had FEWER than 10 first downs: at Florida, 2011 (7)
 Had 20 or more penalties: vs. Duke, 1997 (20)
 Had 15-19 penalties: at North Carolina, 2009 (16)
 Had 10-14 penalties: vs. Virginia, 2011 (11)
 Had 150 or more yards in penalties: vs. West Virginia, 2005 (174)
 Had 100-149 yards in penalties: at Wake Forest, 2011 (109)
 Had less than 25 yards in penalties: at Boston College, 2011 (15)
 Had ZERO penalties: vs. Virginia Tech, 2010
 Had 35 minutes or more possession time: vs. West Virginia, 2010 (37:07)
 Was involved in a tie game: vs. Florida, 1994 (31-31)
 Was involved in an overtime game: vs. Penn State, 2006
 Scoring Drive of 20 or more plays: vs. Notre Dame, 2002 (20)
 Scoring Drive of 15 or more plays: vs. Louisiana-Monroe, 2010 (17)

The Last Time A Florida State Player...

RUSHING

Rushed 35 or more times: Never
 Rushed 30-34 times: Greg Jones at Miami, 2002 (31)
 Rushed 25-29 times: Chris Thompson vs. South Carolina, 2010 (25)
 Rushed 20-24 times: Jermaine Thomas vs. NC State, 2009 (20)
 Rushed for 300 or more yards: Greg Allen vs. Western Carolina, 1981 (322)
 Rushed for 200-299 yards: Sammie Smith vs. Tulane, 1988 (212)
 Rushed for 175-199 yards: Jermaine Thomas vs. NC State, 2009 (186)
 Rushed for 150-174 yards: Chris Thompson at Miami, 2010 (14-158)
 Rushed for 125-149 yards: Chris Thompson vs. So Carolina, 2010 (25-147)
 Rushed for 100-124 yards: Devonta Freeman vs. Maryland, 2011 (11-100)
 QB rushed for 100 or more yards: Christian Ponder at ULM, 2008 (144)
 QB rushed for 60-99 yards: EJ Manuel at Duke, 2011 (62)
 QB rushed for a TD of 50+ yards: D'Vontrey Richardson (55), vs. UTC, 2008
 Four Rushing TDs: Antone Smith at Miami, 2008
 Three Rushing TDs: Ty Jones vs. Virginia Tech, 2010
 Two Rushing TDs: Devonta Freeman at Florida, 2011
 Two Players Rush For Two TDs: J. Thomas & C. Thompson vs. NC State, 2009(2)
 Had a run of 80 yards or more: Chris Thompson at Miami, 2010 (90)
 Had a run of 60-79 yards: Chris Thompson at Maryland, 2010 (70)
 Had a run of 50-59 yards: Rashad Greene vs. Virginia, 2011 (53)
 Had a run of 40-49 yards: Devonta Freeman vs. Maryland, 2011 (41)

PASSING

Passed for 400 or more yards: Chris Weinke vs. Clemson, 2000 (521)
 Passed for 300-399 yards: EJ Manuel vs. NC State, 2011 (321)
 Passed for 200-299 yards: EJ Manuel vs. Notre Dame, 2011 (249)
 Attempted 45 or more passes: Drew Weatherford vs. Kentucky, 2007 (48)
 Attempted 35-44 passes: EJ Manuel at Wake Forest, 2011 (35)
 Completed 40 or more passes: Drew Weatherford vs. Penn St., 2006 (43)
 Completed 30-39 passes: EJ Manuel vs. Virginia Tech, 2010 (31)
 Threw five TD passes: Christian Ponder vs. Georgia Tech, 2009
 Threw four TD passes: EJ Manuel vs. Charleston Southern, 2011
 Threw six interceptions: Chris Wienke at NC State, 1998
 Threw four interceptions: Chris Rix vs. Miami, 2001
 Threw three interceptions: Christian Ponder vs. Boston College, 2010
 Completed a pass of 80 yards or more: Ponder to R. Owens at UNC, 2009 (98)
 Completed a pass of 70-79 yards: X. Lee to D. Fagg vs. Alabama (JAX), 2007 (70)
 Completed pass of 50-69 yards: Manuel to Bert Reed vs. Virginia, 2011 (68)
 Passed for 4 TDs in a half: Christian Ponder vs. Samford, 1st half, 2010
 Passed For 3 TDs In A Half: EJ Manuel vs. Charleston So., 1st half, 2011
 Completed A Pass To 9 Different Receivers: Manuel vs. Virginia, 2011
 QB completed first career pass for TD: Clint Trickett vs. La-Monroe, 2011
 QB completed 3 passes of 50 yds in Q1: EJ Manuel at Duke, 2011 (1st Q1)



THE LAST TIME IT HAPPENED

RECEIVING

Caught 15 or more passes: Ron Sellers vs. South Carolina, 1968 (16)
 Caught 10-14 passes: Rashad Greene at Wake Forest, 2011 (12)
 Had 200 or more rec. yards: Craphonso Thorpe at Notre Dame, 2003 (217)
 Had 175-199 yards receiving: Rod Owens at North Carolina, 2009 (199)
 Had 150-174 yards receiving: Rashad Green at Wake Forest, 2011 (163)
 Had 100-149 yards receiving: Bert Reed vs. Virginia, 2011 (104)
 Caught three TDs: Greg Carr at Duke, 2006
 Caught two TDs: Bert Reed and Rashad Greene vs. Charleston So., 2011
 Caught a 2 pt. conversion: Taiwan Easterling (from EJ Manuel) vs. Maryland, 2009

TOTAL OFFENSE

Had 500 or more yards: Chris Weinke vs. Clemson, 2000 (509)
 Had 400-499 yards: Christian Ponder at North Carolina, 2009 (409)
 QB had 100 yards both passing and rushing: Christian Ponder vs. Miami, 2008 (144 rushing, 159 passing)

SCORING

Accounted for five TDs: Christian Ponder vs. Georgia Tech, 2009 (5 passing)
 Accounted for four TDs: EJ Manuel at Duke, 2011 (2 passing, 2 rushing)
 Accounted for three TDs: Clint Trickett at Clemson, 2011 (3 passing)
 Scored four or more TDs: Antonio Smith at Miami, 2008 (4 rush)
 Scored three TDs: Ty Jones vs. Virginia Tech, 2010 (3 rushing)
 Scored two TDs: Devonta Freeman at Boston College, 2011 (2 rushing)

DEFENSE

Intercepted three or more passes: Mario Edwards at Wake Forest, 1998 (4)
 Intercepted two passes: Greg Reid at Virginia, 2010
 Five consecutive games with an interception: Terrell Buckley (11/2/91-11/9/92)
 Patrick Robinson (10/6/07-11/3/07)
 Recovered two fumbles: Xavier Rhodes vs. Florida, 2010
 Recovered three or more fumbles: Ron Wallace vs. Wichita St., 1969 (3)
 Recorded five or more sacks: Daryl Bush vs. N. Carolina, 1997 (5)
 Recorded four sacks: Alonzo Jackson at Louisville, 2002
 Recorded three sacks: Dekoda Watson vs. Jacksonville State (3.5), 2009
 Recorded three sacks in three games in a season: Everette Brown vs. Virginia Tech, vs. Clemson, and at Maryland, 2008
 Recorded two sacks: Brandon Jenkins vs. Virginia, 2011 (2.5)
 Recorded 15 or more tackles: Kendall Smith at NC State, 2010 (15)
 Recorded 10-14 tackles: Nigel Bradham vs. Virginia 2011 (13)
 Forced two or more fumbles: Greg Reid vs. South Carolina, 2010 (2)
 Returned a fumble for a TD: Bjoern Werner at Clemson 2011 (25 yards)
 Two Players Returned a fumble for a TD in a game: Derek Nicholson and Dekoda Watson vs. Wisconsin, 2008
 Returned a INT for a TD: Terrance Parks at Florida, 2011 (29 yds)
 DT Returned a INT for a TD: Markus White vs. Miami, 2009 (31 yds)
 Recorded four or more pbuss: Greg Reid vs. South Carolina, 2010 (4)
 Recorded 4 TFL in a game: Everette Brown at Maryland, 2008 (4.5)
 Recorded 3 TFL in a game: Brandon Jenkins vs. Boston College, 2010 (3.5)

SPECIAL TEAMS

Scored 13 or more points kicking: Dustin Hopkins vs. Charleston Southern, 2011 (14)
 Kicked five FGs: Gary Cismesia vs. Miami, 2007
 Kicked four FGs: Dustin Hopkins vs. South Carolina, 2010
 Kicked three FGs: Dustin Hopkins vs. Miami, 2011
 Kicked two FGs of 50 or more yds: Derek Schmidt vs. Memphis, 1985 (51, 51)
 Kicked one FG of 50-59 yards: Dustin Hopkins vs. Oklahoma, 2011 (53)
 Kicked a 60 yard field goal: Gary Cismesia at Florida, 2007 (60)
 Had a 50+ yard FG in five straight games: Graham Gano, 2008
 Kicked 18 consecutive FG: Graham Gano, 2008 (18)
 Kicked 17 consecutive FG: Dustin Hopkins, 2010-11 (17)
 Kicked game-winning FG as time expired: Dustin Hopkins vs. Clemson, 2010 (55)
 Had a punt of 70 or more yards: Sean Liss at Miami, 1996 (76)
 Had a punt of 60-69 yards: Shawn Powell vs. Miami, 2011 (66)
 Had two punts of 60 or more yards: Shawn Powell vs. Miami, 2011 (66, 63)
 Had three punts over 50 yards: Shawn Powell vs. Notre Dame, 2011
 Had four punts over 50 yards: Shawn Powell vs. Virginia, 2011
 Punted nine or more times: Graham Gano at Clemson, 2007 (9)
 Had 3 punts downed inside the opponent's five: Graham Gano vs. Wisconsin, 2008
 Had a net punting average of 50 or better: Shawn Powell vs. South Carolina, 2010 (3-50.0)
 Returned a fumble for a TD: Dekoda Watson vs. Wisconsin, 2008 (3)
 Totaled 175 or more kick return yards: Greg Reid vs. North Carolina, 2010 (7-193)
 Totaled 100-174 kick return yards: Lamarcus Joynor vs. Virginia Tech, 2010 (112)
 Totaled 100 or more punt return yards: Greg Reid vs. Miami, 2011 (106 on 3)
 Blocked a punt: Chris Thompson vs. Samford, 2010
 Blocked two punts: Dexter Jackson vs. UNC, 1996;
 Ron Hester vs. B.C., 1980; Kelvin Smith vs. So. Miss, 1987;
 Jim Arnold vs. Troy St., 1950
 Blocked three punts: Never
 Blocked a field goal: Nigel Bradham vs. Clemson, 2010
 Blocked a field goal and ret. for TD: Tony Carter vs. Clemson, 2006 (69 yards)
 Blocked a PAT kick: Jacobbi McDaniel at Wake Forest, 2011
 Returned a blocked PAT for 2 points: Nigel Bradham vs. Virginia Tech, 2010
 Returned a kickoff for TD: Michael Ray Garvin vs. Colorado, 2008 (94)
 Returned a punt for a TD: Greg Reid vs. Miami, 2011 (83 yards)
 Returned two punts for a TD in a season: Willie Reid, 2005 (2)
 Returned a punt for first score of game: Tony Carter vs. WCU, 2008
 Returned a punt for first score of season: Tony Carter vs. WCU, 2008
 Blocked a punt for a safety: Dekoda Watson vs. Colorado, 2008

The Last Time An Opposing Player...

RUSHING

Rushed 40 or more times: not since 1985
 Rushed 30-39 times: Tiki Barber, Virginia, 1995 (31)
 Rushed 25-29 times: Rolandon Finch, Boston College, 2011 (28)
 Rushed for 300 yards or more: Sam Dejamette, So. Miss., 1982 (304)
 Rushed for 200-299 yards: Sam Dejamette, So. Miss., 1982 (304)
 Rushed for 150-199 yards: Montel Harris, Boston College, 2010 (191)
 Rushed for 100-149 yards: Josh Harris Wake Forest, 2011 (136)
 Rushed for three TDs: Russell Wilson, NC State, 2010
 Rushed for two TDs: Mike James, Miami, 2011
 Had a run of 80 or more yards: Josh Adams, Wake Forest, 2007 (83)
 Had a run of 70-79 yards: Montel Harris, Boston College, 2010 (72)
 Had a run of 60-69 yards: Jeff Demps, Florida, 2009 (62)
 Had a run of 50-59 yards: Josh Harris, Wake Forest, 2011 (57)

PASSING

Passed for 500 or more yards: Jeff Van Raaphorst, Ariz. St., 1984 (532)
 Passed for 400-499 yards: T.J. Yates, North Carolina, 2010 (439)
 Passed for 300-399 yards: Tajh Boyd, Clemson, 2011 (344)
 Passed for 200-299 yards: Mike Rocco, Virginia, 2011 (238)
 Attempted 60 or more passes: Scott Milanovich, Maryland, 1995 (62)
 Attempted 50-59 passes: Andre' Woodson, Kentucky, 2007 (50)
 Attempted 40-49 passes: Sean Renfree, Duke, 2011 (43)
 Completed 30-39 passes: Tajh Boyd, Clemson, 2011 (35)
 Completed 20-29 passes: Mike Rocco, Virginia, 2011 (22)
 Threw five TD passes: Russell Wilson, NC State, 2009
 Threw four TD passes: Landry Jones, Oklahoma, 2010
 Threw three TD passes: Tanner Price, Wake Forest, 2011
 Completed a pass of 75 or more yards: Marc Verica to Kris Burd, Virginia, 2010 (76)
 Completed a pass of 50 or more yards: O'Brien to McCree, Maryland, 2011 (69)

RECEIVING

Caught 15 or more passes: Alvin Pearman, Virginia, 2003 (16)
 Caught 10-14 passes: Ryan Broyles, Oklahoma, 2010 (12)
 Caught 7-9 passes: Quintin McCree, Maryland, 2011 (9)
 Had 200 or more yards receiving: Dwight Jones, North Carolina, 2010 (233)
 Had 150-199 yards receiving: Quintin McCree, Maryland, 2011 (177)
 Had 100-149 yards receiving: Chris Givens, Wake Forest, 2011 (101)
 Caught five TD passes: Torry Holt, NC State, 1997
 Caught three TD passes: Jarvis Williams, NC State, 2009
 Caught two TD passes: Terence Davis, Wake Forest, 2011

SCORING

Scored five TDs: Torry Holt, NC State, 1997 (5 rec.)
 Scored three TDs: Russell Wilson, NC State, 2010 (3 rush)
 Scored two TDs: Mike James, Miami, 2011 (2 rush)

DEFENSE

Intercepted three passes: Brian Wilkins, Georgia Tech, 1996
 Intercepted two passes: Javon Harris, Oklahoma, 2011
 Recorded three sacks: Mario Williams, NC State, 2004
 Recorded two sacks: Slaughter, Notre Dame, 2011
 Recorded 15 or more tackles: Luke Kuechly, Boston College, 2011 (20)

SPECIAL TEAMS

Scored 10 or more points kicking: Jimmy Stevens, Oklahoma 2011 (11)
 Kicked four field goals: Nate Freese, Boston College, 2010
 Kicked a 50-yard field goal: Chris Davis, Western Michigan, 2006 (50)
 Kicked a 60-yard punt: Adam Podlesh, Maryland, 2006 (62)
 Kickoff Return of 50 yards or more: Tray Dorsey, Charleston Southern, 2011 (63)
 Missed three field goals: Sam Swank, Wake Forest, 2008

The Last Time An Opposing Team...

RUSHING

Had 400 or more yards rushing: Georgia Tech, 2009 (401)
 Had 300-399 yards rushing: Florida, 2009 (311)
 Had 200-299 yards rushing: Florida, 2010 (212)
 Had 26-100 yards rushing: Notre Dame, 2011 (93)
 Had 11-25 yards rushing: Charleston Southern, 2011 (21)
 Had 1-10 yards rushing: Duke, 2007 (9)
 Had FEWER than 0 yards rushing: Colorado, 2007 (-27)
 Had 50 or more rushing attempts: Clemson, 2011 (50)
 Had six rushing TDs: Georgia Tech, 2009
 Had five rushing TDs: Auburn, 1985
 Had four rushing TDs: Georgia Tech, 2008
 Had a player with 100 yards rushing in a game: Wake Forest, 2011
 Had two players with 100 yards rushing in a game: Georgia Tech, 2009

PASSING

Had 400 or more yards passing: North Carolina, 2010 (439)
 Had 300-399 yards passing: Clemson, 2011 (344)
 Had 200-299 yards passing: Virginia, 2011 (238)
 Had FEWER than 100 yards passing: Charleston Southern, 2011 (63)
 Had 60 or more pass attempts: Maryland, 1995 (62)
 Had 50-59 pass attempts: Kentucky, 2007 (50)
 Completed 30 or more passes: Oklahoma, 2010 (32)
 Had five passing TDs: NC State, 2009
 Had four passing TDs: Wake Forest, 2011
 Had three passing TDs: Clemson, 2011

RECEIVING

Had one player with 200 yds receiving in a game: North Carolina, 2010 (233)
 Had one player with 100 yds receiving in a game: Maryland, 2011 (177)
 Had 11 or more players catch at pass: Virginia, 2010 (11)
 Had 10 players or more catch a pass: Duke, 2011 (10)
 Had nine players catch a pass: NC State, 2010

TOTAL OFFENSE

Had 600 or more yards total offense: Arizona State, 1984 (651)
 Had 500-599 yards total offense: Florida, 2009 (545)
 Had 400-499 yards total offense: Clemson, 2011 (443)
 Had 300-399 yards total offense: Virginia, 2011 (316)
 Had 201-299 yards total offense: Notre Dame, 2011 (280)
 Had 125-200 total offense: Florida, 2011 (184)
 Had FEWER than 125 yards total offense: Charleston Southern, 2011 (84)
 Had 80 or more plays: Clemson, 2011 (85)
 Had 70-79 plays: Notre Dame, 2011 (70)

SCORING

Scored 60 or more points: Never
 Scored 50-59 points: Florida (Sugar Bowl), 1996 (52)
 Scored 40-49 points: Virginia Tech, 2010 (44)
 Scored 30-39 points: Wake Forest, 2011 (35)
 Scored a two-point conversion: Clemson, 2009 (run)

TURNOVERS

Had five fumbles: Kentucky, 2007 (5)
 Had three fumbles LOST: Florida, 2010 (3)
 Had three or more passes intercepted: Notre Dame, 2011 (3)
 Did not commit a turnover: Virginia, 2011
 Intercepted seven passes: South Carolina, 1984
 Intercepted six passes: NC State, 1998
 Intercepted five passes: Wake Forest, 2008
 Intercepted four passes: Wake Forest, 2011
 Intercepted three passes: Oklahoma, 2011
 Returned an INT for a TD: Virginia Tech, 2010 (Gouveia-Winslow, 24 yards)
 Returned a fumble for a TD: Notre Dame, 2011 (Motta, 29 yards)

DEFENSE

Held FSU to 10 or fewer first downs: Florida, 2011 (7)
 Scored a safety: Wake Forest, 2011
 Held FSU to 26-50 yards rushing: Notre Dame, 2011 (41)
 Held FSU to 25 or fewer yards rushing: USF, 2009 (19)
 Held FSU to 201-300 yards passing: Notre Dame, 2011 (249)
 Held FSU to 101-200 yards passing: Virginia, 2011 (200)
 Held FSU to 100 or fewer yards passing: Florida, 2011 (65)
 Held FSU to 100 or fewer yards total offense: Florida, 2011 (95)
 Held FSU to 101-300 yards total offense: Notre Dame, 2011 (290)
 Had five or more sacks: Notre Dame, 2011 (5)

SPECIAL TEAMS

Returned a punt for a TD: Ronnie Hamilton, Duke, 2001 (63 yds)
 Returned a blocked punt for a TD: Markese Fitzgerald, Miami, 2001 (5 yds)
 Returned a kickoff for a TD: Justin Miller, Clemson, 2004 (86 yds)
 Punted 10 or more times: Maryland, 2011 (10)
 Punted 9 times: Florida, 2011
 Punted Once: Florida, 2009
 Did not punt: Georgia Tech, 2009
 Missed a kicking PAT: Wake Forest, 2011 (blocked)
 Recovered an on-side kick: Duke, 2011 (2 times)
 Blocked a PAT: North Carolina, 2003
 Blocked a Field Goal: Florida, 2005
 Returned a blocked FG for a TD: Reggie Lewis, Florida, 2005 (52 yards)
 Blocked a Punt: NC State, 2009

MISCELLANEOUS

Had 30 or more first downs: Florida, 1990 (31)
 Had 20-29 first downs: Miami, 2011 (24)
 Had fewer than 10 first downs: Charleston Southern, 2011 (3)
 Had 10 or more penalties: Wake Forest, 2011 (10)
 Had 100 or more yards in penalties: Boston College, 2007 (121)
 Had 35 minutes or more of possession time: Clemson, 2011 (37:07)
 Had one 100-yard rusher and one 100-yard receiver: Wake Forest, 2011
 Had fewer than 20 yards in the first quarter: Boston College, 2011 (1)
 Had fewer than 20 yards in a quarter: Florida (19), 4th, 2011
 Had no first downs in the first quarter: Boston College, 2011
 Had no first downs in a quarter: Charleston Southern, 2nd, 2011
 Had no first downs in a half: Charleston Southern, 1st, 2011





FLORIDA STATE VS. ALL OPPONENTS

Team	First MTG	Last MTG	Site	Score	W	L	T	Team	First MTG	Last MTG	Site	Score	W	L	T	Team	First MTG	Last MTG	Site	Score	W	L	T
Ablene Christian	1953	1957	H	34-7	1	2	0	Louisiana Tech	1952	1999	H	41-7	2	2	0	Stetson	1947	1954	A	47-6	6	1	1
Alabama	1965	2007	N	21-14	1	2	1	Louisville	1952	2002	A	20-26	12	2	0	Sul Ross State	1951	1951	H	35-12	1	0	0
Alabama-Birmingham ?	2001	2007	H	34-24	3	0	0	Maryland ?	1966	2010	A	30-16	19	2	0	Syracuse	1966	2005	H	38-14	5	1	0
Alabama State	1947	1947	H	0-7	0	1	0	Memphis State	1959	1990	N	35-3	10	7	1	Tampa	1948	1959	A	33-0	9	2	0
Arizona State*	1971	1984	A	52-44	3	1	0	Miami	1951	2010	A	45-17	24	31	0	Temple	1984	1984	H	44-27	1	0	0
Auburn*	1954	1990	A	17-20	4	13	1	Michigan	1986	1991	A	51-31	1	1	0	Tennessee	1958	1998	N	16-23	1	1	0
Baylor	1965	1974	H	17-21	1	2	0	Michigan State	1987	1988	H	30-7	2	0	0	Tenn-Chattanooga	1984	2008	H	46-7	2	0	0
Boston College ?	1957	2010	H	24-19	5	4	0	Middle Tennessee State	1991	1991	H	39-10	1	0	0	Tennessee Tech	1947	1958	H	22-7	1	1	0
Brigham Young	1991	2010	H	34-10	4	0	0	Millsaps	1948	1949	H	40-0	2	0	0	Texas A&M*	1967	1998	N	23-14	4	0	0
Central Florida	1995	1995	H	46-14	1	0	0	Mississippi	1961	1961	A	0-33	0	1	0	TCU	1963	1965	A	3-7	1	2	0
Cincinnati	1977	1990	H	70-21	6	0	0	Mississippi College	1948	1950	H	33-0	3	0	0	Texas Tech*	1966	1987	H	40-16	4	1	0
Citadel, The	1955	2005	H	62-10	5	0	1	Mississippi State	1966	1979	H	17-6	7	2	0	Texas Western*	1954	1954	N	20-47	0	1	0
Clemson	1970	2010	H	16-13	17	7	0	Navy	1978	1978	H	38-6	1	0	0	Toledo	1986	1986	H	24-0	1	0	0
Colorado ?	2003	2008	N	39-21	3	0	0	Nebraska*	1980	1993	N	18-16	6	2	0	Troy	1947	2006	H	24-17	5	1	0
Colorado State	1972	1974	H	7-14	1	1	0	Newberry	1950	1950	A	24-0	1	0	0	Tulane**	1983	1992	H	70-7	10	0	0
Cumberland	1947	1948	H	30-0	1	1	0	New Mexico State	1964	1964	H	36-0	1	0	0	Tulsa	1969	1985	H	76-14	5	0	0
Delta State	1951	1951	H	34-0	1	0	0	North Carolina*	1983	2010	H	35-37	15	2	1	UCLA* ?	2006	2006	N	44-27	1	0	0
Duke x	1992	2007	H	25-6	16	0	0	NC State ?	1952	2010	A	24-28	21	10	0	Utah State	1975	1975	H	17-8	1	0	0
East Carolina	1980	1990	H	45-24	7	0	0	North Texas State	1976	1977	H	35-14	2	0	0	Villanova	1954	1957	A	7-21	3	1	0
Erskine	1948	1949	H	26-7	1	1	0	Notre Dame	1981	2003	A	37-0	4	2	0	Virginia ?	1992	2010	A	34-14	14	2	0
Florida*	1958	2010	H	31-7	20	33	2	Ohio	1956	1956	H	47-7	1	0	0	Virginia Military	1952	1954	A	33-19	2	1	0
Furman	1952	1987	H	41-10	8	2	0	Ohio State*	1981	1997	N	31-14	3	0	0	Virginia Tech	1955	2010	N	33-44	22	12	1
George Washington	1961	1961	H	15-7	1	0	0	Oklahoma	1965	2010	A	17-47	1	5	0	Wake Forest	1956	2010	H	31-0	23	5	1
Georgia*	1954	2002	N	13-26	4	6	1	Oklahoma State*	1958	1985	N	34-23	3	1	0	West Virginia*	1982	2009	N	33-21	3	0	0
Georgia Southern	1988	1990	H	48-6	2	0	0	Penn State*	1968	2006	N	23-26	1	1	1	Western Carolina	1981	2008	H	69-0	3	0	0
Georgia Tech	1952	2009	H	44-49	12	9	1	Pittsburgh	1971	1983	A	16-17	3	5	0	Western Michigan ?	1991	2006	H	28-20	2	0	0
Houston	1960	1978	H	21-27	2	12	2	Randolph Macon	1950	1950	H	40-7	1	0	0	Whiting Field	1949	1949	H	74-0	1	0	0
Howard	1950	1950	H	20-6	1	0	0	Rice ?	2006	2006	H	55-7	1	0	0	Wichita State	1969	1986	H	59-3	2	0	0
Indiana*	1986	1986	N	27-13	1	0	0	Richmond	1959	1961	H	13-7	3	0	0	William & Mary	1959	1960	H	22-0	1	1	0
Iowa State	1975	2002	N	38-31	1	1	0	Samford	2010	2010	H	59-6	1	0	0	Wisconsin*	2008	2008	N	42-13	1	0	0
Jacksonville Navy	1951	1951	A	39-0	1	0	0	San Diego State	1973	1977	A	16-41	0	2	0	Wofford*	1949	1952	A	27-13	3	0	0
Jacksonville State	1947	2009	H	19-9	1	1	0	Sewanee	1949	1950	H	14-8	2	0	0	Wyoming*	1966	1966	N	20-28	0	1	0
Kansas	1971	1993	N	42-0	5	2	0	Southern Cal	1997	1998	H	30-10	2	0	0								
Kansas State	1970	1977	A	18-10	3	0	0	South Carolina*	1966	2010	N	26-17	16	3	0								
Kentucky	1960	2007	N	28-35	1	4	1	South Florida	2009	2009	H	7-17	0	1	0								
Livingston State	1948	1949	A	6-13	1	1	0	Southern Illinois	1982	1982	H	59-8	1	0	0								
Louisiana State*	1968	1991	A	27-16	7	2	0	Southern Miss	1952	1996	H	54-14	13	8	1								

* Bowl Games Included; ** Forfeit Included;
 ? Record indicates vacated win; X Record includes two vacated wins;
BOLD CAPS indicates 2011 opponent

HOMECOMING RESULTS

Year	Opponent	FSU	Opp	Year	Opponent	FSU	Opp	Year	Opponent	FSU	Opp	Year	Opponent	FSU	Opp	
1948	Tampa	33	12	1974	Virginia Tech	21	56	2000	Duke	63	14	2006	Western Michigan	28	20	
1949	Millsaps	40	0	1975	Miami (Fla.)	22	24	2001	NC State	28	34	2007	Duke	25	6	
1950	Sewanee	14	8	1976	Southern Mississippi	30	27	2002	North Carolina	40	14	2008	Boston College	17	27	
1951	Stetson	13	10	1977	North Texas State	35	14	2003	NC State (OT)	50	44	2009	NC State	45	42	
1952	Furman	0	9	1978	Navy	38	6	2004	Duke	29	7	2010	North Carolina	35	37	
1953	Stetson	13	6	1979	South Carolina	27	7	2005	Maryland	35	27	2011	Virginia	13	14	
1954	Furman	33	14	1980	Boston College	41	7									
1955	The Citadel	39	0	1981	Western Carolina	56	31									
1956	Wake Forest	14	14	1982	Southern Illinois	59	8									
1957	Virginia Tech	20	7	1983	Cincinnati	43	17									
1958	Tampa	43	0	1984	Tennessee-Chattanooga	37	0									
1959	William & Mary	0	9	1985	Western Carolina	50	10									
1960	Kentucky	0	23	1986	Southern Mississippi	49	13									
1961	Southern Mississippi	0	12	1987	Tulane	73	14									
1962	Houston	0	7	1988	Georgia Southern	28	10									
1963	North Carolina State	14	0	1989	South Carolina	35	10									
1964	Kentucky	48	6	1990	Cincinnati	70	21									
1965	Wake Forest	35	0	1991	Middle Tennessee State	39	10									
1966	Wake Forest	28	0	1992	Maryland	69	21									
1967	Texas Tech	28	12	1993	Wake Forest	54	0									
1968	Wake Forest	42	24	1994	Clemson	17	0									
1969	South Carolina	34	9	1995	Georgia Tech	42	10									
1970	Virginia Tech	34	8	1996	Virginia	31	24									
1971	Mississippi State	27	9	1997	NC State	48	35									
1972	Colorado State	33	0	1998	Clemson	48	0									
1973	Memphis State	10	13	1999	Wake Forest	33	10									



Best Performances By Opponents

Individual	Score	Player	Opponent	Year	Record	Player	Opponent	Year	
Most Yards Rushing	304	Sam DeJarnette	Southern Miss	1982	Longest Field Goal	61	Wayne Latimer	Virginia Tech	1975
Most Rushing Attempts	43	Sam DeJarnette	Southern Miss	1982	Most Field Goals	6	Bobby Raymond	Florida	1983
Most Yards Passing	532	Jeff VanRaaphorst	Arizona State	1984	Most Fumbles Recovered	3	Richard Jackson	Clemson	2009
Most Passes Attempted	62	Scott Milanovich	Maryland	1995			John Hoehsel	Wichita State	1969
Most Passes Completed	46	Scott Milanovich	Maryland	1995					
Most Passes Caught	16	Alvin Pearman	Virginia	2003					
	16	Geroy Simon	Maryland	1995					
Most Yards Receiving	229	Gary Williams	Ohio State	1981					
Longest TD Run From Scrimmage	94	Roger Craig	Nebraska	1981					
Longest Punt Return	87	Darrell Blackman	NC State (TD)	2004					
Most TDs on Returns</									



AP WEEKLY RANKINGS

YEAR	WEEK OF	RANKED	RECORD
1962	Sept. 24	Other	1-0-1
1963	Sept. 23	Other	1-0-0
1964	Sept. 28	Other	2-0-0
	Oct. 5	Other	3-0-0
	Oct. 12	10	4-0-0
	Oct. 19	10	5-0-0
	Oct. 26	Other	5-1-0
	Nov. 2	Other	6-1-0
	Nov. 9	Other	6-1-0
	Nov. 16	Other	7-1-1
	Nov. 23	10	8-1-1
	Nov. 30	Other	8-1-1
1965	Preseason	Other	
	Oct. 18	Other	2-2-0
1966	Preseason	Other	
1967	Sept. 25	Other	0-1-1
	Oct. 23	Other	3-2-1
	Oct. 30	Other	4-2-1
	Nov. 6	Other	5-2-1
	Nov. 20	Other	6-2-1
	Nov. 27	Other	7-2-1
1968	Oct. 7	19	2-1-0
	Oct. 21	20	3-1-0
	Dec. 2	19	8-2-0
1971	Oct. 11	19	5-0-0
	Oct. 25	19	6-1-0
1972	Preseason	19	
	Sept. 11	20	1-0-0
	Sept. 18	17	2-0-0
	Sept. 25	16	3-0-0
	Oct. 2	13	4-0-0
1977	Oct. 24	20	5-1-0
	Oct. 31	15	6-1-0
	Nov. 7	16	7-1-0
	Nov. 14	13	8-1-0
	Nov. 28	19	8-2-0
Final '77 Poll	Jan. 1978	14	10-2-0
1978	Preseason	17	
	Sept. 11	16	1-0-0
	Sept. 18	13	2-0-0
	Sept. 25	10	3-0-0
	Oct. 2	18	3-1-0
	Oct. 9	15	4-1-0
1979	Preseason	19	
	Sept. 10	18	2-0-0
	Sept. 17	14	2-0-0
	Sept. 24	12	3-0-0
	Oct. 1	9	4-0-0
	Oct. 8	9	5-0-0
	Oct. 15	7	6-0-0
	Oct. 22	8	6-0-0
	Oct. 29	6	7-0-0
	Nov. 5	7	8-0-0
	Nov. 12	5	9-0-0
	Nov. 19	5	10-0-0
	Nov. 26	4	11-0-0
	Dec. 3	4	11-0-0
Final '79 Poll	Jan. 1980	6	11-1-0
1980	Preseason	13	
	Sept. 8	10	1-0-0
	Sept. 15	9	2-0-0
	Sept. 22	9	3-0-0
	Sept. 29	16	3-1-0
	Oct. 6	11	4-1-0
	Oct. 13	7	5-1-0
	Oct. 20	6	6-1-0
	Oct. 27	5	7-1-0
	Nov. 3	3	8-1-0
	Nov. 10	3	9-1-0
	Nov. 17	3	9-1-0
	Nov. 24	3	9-1-0
	Dec. 1	3	9-1-0
	Dec. 8	2	10-1-0
Final '80 Poll	Jan. 1981	5	10-2-0

1981	Preseason	19	
	Sept. 7	18	1-0-0
	Sept. 14	19	2-0-0
	Oct. 5	20	3-1-0
	Oct. 12	11	4-1-0
	Oct. 19	20	4-2-0
	Oct. 26	17	5-2-0
	Nov. 2	14	6-2-0
	Nov. 9	20	6-3-0
1982	Oct. 11	19	4-1-0
	Oct. 18	17	5-1-0
	Oct. 25	14	5-1-0
	Nov. 1	12	6-1-0
	Nov. 8	9	7-1-0
	Nov. 15	7	8-1-0
	Nov. 22	15	8-2-0
	Nov. 29	15	8-2-0
Final '82 Poll	Jan. 1983	13	9-3-0
1983	Preseason	7	
	Sept. 5	12	1-0-0
	Sept. 12	9	2-0-0
	Sept. 19	20	2-1-0
	Sept. 26	17	2-1-0
1984	Preseason	20	
	Sept. 3	20	1-0-0
	Sept. 10	18	1-0-0
	Sept. 17	15	2-0-0
	Sept. 24	9	3-0-0
	Oct. 1	6	4-0-0
	Oct. 8	9	4-0-1
	Oct. 15	15	4-1-1
	Oct. 22	15	5-1-1
	Oct. 29	15	5-1-1
	Nov. 5	14	6-1-1
	Nov. 12	17	6-2-1
	Nov. 19	15	7-2-1
	Nov. 26	12	7-2-1
Final '84 Poll	Jan. 1985	17	7-2-2
1985	Preseason	19	
	Sept. 2	17	1-0
	Sept. 9	7	2-0
	Sept. 16	6	2-0
	Sept. 23	4	3-0
	Sept. 30	4	4-0
	Oct. 7	4	4-0
	Oct. 14	13	4-1
	Oct. 21	11	5-1
	Oct. 28	10	6-1
	Nov. 5	16	6-2
	Nov. 12	15	7-2
	Nov. 19	14	8-2
	Nov. 26	12	8-3
	Dec. 3	18	8-3
Final '85 Poll	Jan. 1986	15	9-3
1986	Preseason	11	
	Sept. 1	11	1-0
	Sept. 8	15	1-1
	Sept. 15	15	1-1
	Sept. 22	20	1-1-1
	Oct. 28	20	4-1-2
Final '86 Poll	Jan. 1987	Other	7-4-1
1987	Preseason	8	
	Sept. 8	8	1-0
	Sept. 15	7	2-0
	Sept. 22	6	3-0
	Sept. 29	4	4-0
	Oct. 6	6	4-1
	Oct. 13	4	5-1
	Oct. 20	4	6-1
	Oct. 27	4	6-1
	Nov. 3	4	7-1
	Nov. 10	4	8-1
	Nov. 17	4	9-1
	Nov. 24	3	9-1
	Dec. 2	3	10-1
Final '87 Poll	Jan. 1988	2	11-1

1988	Preseason	1	
	Sept. 6	10	0-1
	Sept. 13	10	1-1
	Sept. 20	9	2-1
	Sept. 27	6	3-1
	Oct. 4	6	4-1
	Oct. 11	5	5-1
	Oct. 18	7	6-1
	Oct. 25	6	7-1
	Nov. 2	5	8-1
	Nov. 9	5	8-1
	Nov. 16	5	9-1
	Nov. 23	5	9-1
	Dec. 1	4	10-1
Final '88 Poll	Jan. 1989	3	11-1
1989	Preseason	6	
	Sept. 5	6	0-1
	Sept. 12	Other	0-2
	Sept. 19	Other	1-2
	Sept. 26	25	2-2
	Oct. 3	22	2-2
	Oct. 10	19	3-2
	Oct. 17	14	4-2
	Oct. 24	9	5-2
	Oct. 31	6	6-2
	Nov. 7	5	7-2
	Nov. 14	5	7-2
	Nov. 21	5	8-2
	Nov. 28	6	8-2
	Dec. 5	5	9-2
Final '89 Poll	Jan. 1990	3	10-2
1990	Preseason	4	
	Sept. 3	3	0-0
	Sept. 10	3	1-0
	Sept. 17	2	2-0
	Sept. 24	2	3-0
	Oct. 1	2	4-0
	Oct. 8	10	4-1
	Oct. 15	7	4-1
	Oct. 22	12	4-2
	Oct. 29	12	5-2
	Nov. 5	12	6-2
	Nov. 12	9	7-2
	Nov. 19	8	8-2
	Nov. 26	8	8-2
	Dec. 3	6	9-2
Final '90 Poll	Jan. 1991	4	10-2
1991	Preseason	1	
	Sept. 2	1	1-0
	Sept. 9	1	2-0
	Sept. 16	1	3-0
	Sept. 23	1	3-0
	Sept. 30	1	4-0
	Oct. 7	1	5-0
	Oct. 14	1	6-0
	Oct. 21	1	7-0
	Oct. 28	1	8-0
	Nov. 4	1	9-0
	Nov. 11	1	10-0
	Nov. 18	3	10-1
	Nov. 25	3	10-1
	Dec. 2	5	10-2
Final '91 Poll	Jan. 1992	4	11-2
1992	Preseason	5	
	Aug. 31	4	0-0
	Sept. 7	5	1-0
	Sept. 14	3	2-0
	Sept. 21	3	3-0
	Sept. 28	3	4-0
	Oct. 5	8	4-1
	Oct. 12	6	5-1
	Oct. 19	6	6-1
	Oct. 26	6	6-1
	Nov. 2	6	7-1
	Nov. 9	5	8-1
	Nov. 16	3	9-1
	Nov. 23	3	9-1
	Nov. 30	3	10-1
	Dec. 7	3	10-1
Final '92 Poll	Jan. 1993	2	11-1

1993	Preseason	1	
	Aug. 30	1	1-0
	Sept. 6	1	2-0
	Sept. 13	1	3-0
	Sept. 20	1	4-0
	Sept. 27	1	4-0
	Oct. 4	1	5-0
	Oct. 11	1	6-0
	Oct. 18	1	7-0
	Oct. 25	1	7-0
	Nov. 1	1	8-0
	Nov. 8	1	9-0
	Nov. 15	2	9-1
	Nov. 22	1	10-1
	Nov. 29	1	11-1
	Dec. 6	1	11-1
Final '93 Poll	Jan. 1994	1	12-1
1994	Preseason	3	
	Aug. 30	4	
	Sept. 4	4	1-0
	Sept. 11	3	2-0
	Sept. 18	3	3-0
	Sept. 25	3	4-0
	Oct. 2	3	4-0
	Oct. 9	11	4-1
	Oct. 16	10	4-1
	Oct. 23	9	5-1
	Oct. 30	8	6-1
	Nov. 6	8	7-1
	Nov. 13	8	8-1
	Nov. 20	7	9-1
	Nov. 27	6	9-1-1
	Dec. 5	7	9-1-1
Final '94 Poll	Jan. 1995	4	10-1-1
1995	Preseason	1	
	Aug. 28	1	
	Sept. 3	1	1-0
	Sept. 10	1	2-0
	Sept. 17	1	3-0
	Sept. 24	1	4-0
	Oct. 1	1	4-0
	Oct. 8	1	5-0
	Oct. 15	1	6-0
	Oct. 22	1	7-0
	Oct. 29	2	7-0
	Nov. 5	6	7-1
	Nov. 12	6	8-1
	Nov. 19	6	9-1
	Nov. 26	7	9-2
Final '95 Poll	Jan. 96	4	10-2
1996	Preseason	3	
	Aug. 26	3	
	Sept. 2	3	1-0
	Sept. 9	3	2-0
	Sept. 16	3	3-0
	Sept. 23	2	4-0
	Sept. 29	2	5-0
	Oct. 7	3	6-0
	Oct. 14	3	7-0
	Oct. 21	3	8-0
	Oct. 28	3	9-0
	Nov. 4	3	10-0
	Nov. 11	3	11-0
	Nov. 18	3	



AP WEEKLY RANKINGS

2003	Preseason	13	0-0
	Sept. 2	11	1-0
	Sept. 9	10	2-0
	Sept. 16	10	3-0
	Sept. 23	6	4-0
	Sept. 30	5	5-0
	Oct. 7	5	5-0
	Oct. 14	7	5-1
	Oct. 21	6	6-1
	Oct. 28	5	7-1
	Nov. 4	3	8-1
	Nov. 11	13	8-2
	Nov. 18	11	9-2
	Nov. 25	9	9-2
	Dec. 2	9	10-2
	Dec. 9	9	10-2
Final '03 Poll		11	10-3

2004	Preseason	5	0-0
	Sept. 7	4	0-0
	Sept. 14	8	0-1
	Sept. 21	8	1-1
	Sept. 28	9	2-1
	Oct. 5	8	3-1
	Oct. 12	7	4-1
	Oct. 19	5	5-1
	Oct. 26	5	6-1
	Nov. 2	13	6-2
	Nov. 9	11	7-2
	Nov. 16	10	8-2
	Nov. 23	19	8-3
	Nov. 30	16	8-3
	Dec. 7	17	8-3
Final '04 Poll		15	9-3

2005	Preseason	14	0-0
	Sept. 4	11	0-0
	Sept. 11	8	2-0
	Sept. 18	6	3-0
	Sept. 25	6	3-0
	Oct. 2	4	4-0
	Oct. 9	4	5-0
	Oct. 16	11	5-1
	Oct. 23	10	6-1
	Oct. 30		9
7-1			
	Nov. 6	17	7-2
	Nov. 13	22	7-3
	Nov. 20	23	7-3
	Dec. 4	22	8-4
Final '05 Poll		23	8-5

2006	Preseason	11	0-0
	Sept. 5	9	1-0
	Sept. 11	9	2-0
	Sept. 18	18	2-1
	Sept. 24	19	3-1
	Oct. 1	17	3-1
2007	Preseason	19	0-0
	Oct. 7	21	4-1
2008	Sept. 14	24	2-0
	Oct. 19	24	5-1
	Oct. 26	16	6-1
	Nov. 2	24	6-2
	Nov. 9	20	7-2
	Nov. 23	23	8-3
Final '08 Poll		21	9-4
2009	Preseason	18	0-0
	Sept. 26	18	2-2

2010	Preseason	20	0-0
	Sept. 4	20	0-0
	Sept. 11	17	1-0
	Oct. 9	23	4-1
	Oct. 16	16	5-1
	Oct. 28	16	6-1
	Nov. 6	24	6-2
	Nov. 27	22	8-3
	Dec. 4	20	9-3
	Dec. 31	23	9-4
Final '10 Poll		17	10-4
2011	Preseason	6	0-0
	Sept. 6	5	1-0
	Sept. 11	5	2-0
	Sept. 18	11	2-1
	Sept. 25	23	2-2
	Oct. 2	23	2-2
	Nov. 13	23	7-3
	Nov. 27	25	8-4
	Dec. 4	25	8-4
Final '11 Poll		23	9-4

FSU VS. OPPONENTS RANKED BY THE AP

DATE	OPPONENT	SCORE	SITE	OPP RANK
11/22/52	Georgia Tech	L 0-30	A	2
10/22/55	Georgia Tech	L 0-34	A	13
11/02/56	Miami	L 7-20	A	9
10/12/57	NC State	L 0-7	H	13
11/23/57	Auburn	L 7-29	H	2
10/31/59	Georgia	L 0-42	A	14
11/19/60	Auburn	L 21-57	A	9
09/30/61	Florida	T 3-3	A	17
10/07/61	Mississippi	L 0-33	A	2
10/05/62	Miami	L 6-7	A	9
11/23/63	Auburn	L 15-21	A	9
10/10/64	Kentucky	W 48-6	H	5
10/16/65	Georgia	W 10-3	H	5
10/08/66	Florida	L 19-22	H	10
09/23/67	Alabama	T 37-37	A	2
12/30/67	Penn State	T 17-17	N	10
09/28/68	Florida	L 3-9	H	5
10/05/68	Texas A&M	W 20-14	H	17
11/29/68	Houston	W 40-20	N	10
10/04/69	Florida	L 6-21	A	12
11/29/69	Houston	L 13-41	A	18
12/27/71	Arizona State	L 38-45	N	8
10/28/72	Auburn	L 14-27	A	12
09/29/73	Miami	L 10-14	H	18
11/03/73	Houston	L 3-34	A	18
09/14/74	Pittsburgh	L 6-9	H	13
10/12/74	Alabama	L 7-8	A	3
10/19/74	Florida	L 14-24	H	14
10/26/74	Auburn	L 6-38	A	5
11/23/74	Houston	L 8-23	H	15
10/18/75	Florida	L 8-34	A	14
09/25/76	Oklahoma	L 9-24	A	4
10/09/76	Boston College	W 28-9	H	13
10/16/76	Florida	L 26-33	H	12
10/21/78	Pittsburgh	L 3-7	A	15
11/10/79	South Carolina	W 27-7	H	19
01/01/80	Oklahoma	L 7-24	N	5
10/04/80	Nebraska	W 18-14	A	3
10/11/80	Pittsburgh	W 36-22	H	4
11/22/80	Florida	W 17-13	H	19
01/01/81	Oklahoma	L 17-18	N	4
09/19/81	Nebraska	L 14-34	A	17
10/03/81	Ohio State	W 36-27	A	7
10/17/81	Pittsburgh	L 14-42	A	3
11/07/81	Miami	L 19-27	H	13
11/14/81	Southern Miss	L 14-58	H	14
09/18/82	Pittsburgh	L 17-37	H	2
10/30/82	Miami	W 24-7	A	16
11/20/82	LSU	L 21-55	A	12
12/30/82	West Virginia	W 31-12	N	10
09/10/83	LSU	W 40-35	A	13
10/01/83	Auburn	L 24-27	A	10
11/12/83	Miami	L 16-17	H	6
12/03/83	Florida	L 14-53	A	12
09/22/84	Miami	W 38-3	A	4
10/13/84	Auburn	L 41-42	H	16
11/10/84	South Carolina	L 26-38	A	5
12/01/84	Florida	L 17-27	H	3
09/07/85	Nebraska	W 17-13	A	10
10/12/85	Auburn	L 27-59	A	12
11/02/85	Miami	L 27-35	H	11
11/30/85	Florida	L 14-38	A	6
12/30/85	Oklahoma St.	W 34-23	N	19
09/06/86	Nebraska	L 17-34	A	8
09/27/86	Michigan	L 18-20	A	5
11/01/86	Miami	L 23-41	A	1
10/03/87	Miami	L 25-26	H	3
11/07/87	Auburn	W 34-6	A	6

DATE	OPPONENT	SCORE	SITE	OPP RANK
01/01/88	Nebraska	W 31-28	N	5
09/03/88	Miami	L 0-31	A	8
09/17/88	Clemson	W 24-21	A	3
11/05/88	South Carolina	W 59-0	A	15
01/02/89	Auburn	W 13-7	N	7
09/09/89	Clemson	L 23-34	H	10
09/16/89	LSU	W 31-21	A	21
10/07/89	Syracuse	W 41-10	A	17
10/21/89	Auburn	W 22-14	H	11
10/28/89	Miami	W 24-10	H	2
01/01/90	Nebraska	W 41-17	N	6
10/06/90	Miami	L 22-31	A	9
10/20/90	Auburn	L 17-20	A	5
12/01/90	Florida	W 45-30	H	6
12/29/90	Penn State	W 24-17	N	7
08/29/91	BYU	W 44-28	N	19
09/28/91	Michigan	W 51-31	A	3
10/05/91	Syracuse	W 46-14	H	10
11/16/91	Miami	L 16-17	H	2
11/30/91	Florida	L 9-14	A	5
01/01/92	Texas A&M	W 10-2	N	9
09/12/92	Clemson	W 24-20	A	15
09/19/92	NC State	W 34-13	A	16
10/03/92	Miami	L 16-19	A	2
10/17/92	Georgia Tech	W 29-24	A	16
10/31/92	Virginia	W 13-3	A	23
11/28/92	Florida	W 45-24	H	6
01/01/93	Nebraska	W 27-14	N	11
09/11/93	Clemson	W 57-0	H	17
09/18/93	North Carolina	W 33-7	A	13
10/09/93	Miami	W 28-10	H	3
10/16/93	Virginia	W 40-14	H	15
11/13/93	Notre Dame	L 24-31	A	2
11/27/93	Florida	W 33-21	A	7
01/01/94	Nebraska	W 18-16	N	2
09/24/94	North Carolina	W 31-18	H	13
10/08/94	Miami	L 20-34	A	13
10/29/94	Duke	W 59-20	H	13
11/19/94	NC State	W 34-3	A	22
11/26/94	Florida	T 31-31	H	4
01/02/95	Florida	W 23-17	N	5
11/02/95	Virginia	L 28-33	A	24
11/25/95	Florida	L 24-35	A	3
01/01/96	Notre Dame	W 31-26	N	6
09/28/96	North Carolina	W 13-0	H	11
10/26/96	Virginia	W 31-24	H	14
10/12/96	Miami	W 34-16	A	6
11/16/96	Southern Miss	W 54-14	H	25
11/30/96	Florida	W 24-21	H	1
01/02/97	Florida	L 52-20	N	3
09/06/97	USC	W 14-7	A	23
09/20/97	Clemson	W 35-28	A	16
10/18/97	Georgia Tech	W 38-0	H	21
11/08/97	North Carolina	W 20-3	A	5
11/22/97	Florida	L 29-32	A	10
01/01/98	Ohio State	W 31-14	N	9
08/28/98	Texas A&M	W 23-14	N	15
09/26/98	USC	W 30-10	H	18
10/24/98	Georgia Tech	W 34-7	A	20
11/07/98	Virginia	W 45-14	H	12
11/21/98	Florida	W 23-12	H	4
01/04/99	Tennessee	L 23-16	N	1
09/11/99	Georgia Tech	W 41-35	H	10
09/18/99	NC State	W 42-11	H	20
10/09/99	Miami	W 31-21	H	19
11/11/99	Florida	W 30-23	A	3
01/04/00	Virginia Tech	W 46-29	N	2
10/07/00	Miami	L 24-27	A	7



DATE	OPPONENT	SCORE	SITE	OPP RANK
10/28/00	NC State	W 58-14	A	21
11/04/00	Clemson	W 54-7	H	10
11/18/00	Florida	W 30-7	H	4
01/03/01	Oklahoma	L 2-13	N	1
10/13/01	Miami	L 27-49	H	2
10/27/01	Maryland	W 52-31	H	10
11/17/01	Florida	L 13-37	A	3
01/01/02	Virginia Tech	W 30-17	N	15
10/12/02	Miami	L 27-28	A	1
10/26/02	Notre Dame	L 24-34	H	6
11/30/02	Florida	W 31-14	H	14
01/01/03	Georgia	L 13-26	N	4
10/11/03	Miami	L 22-14	H	2
11/29/03	Florida	W 38-34	A	11
01/01/03	Miami	L 16-14	N	10
09/10/04	Miami	L 10-16	A	5
10/16/04	Virginia	W 36-3	H	6
09/05/05	Miami	W 10-7	H	9
09/17/05	Boston College	W 28-17	A	17
11/26/05	Florida	L 7-34	A	19
12/03/05	Virginia Tech	W 27-22	N	5
01/03/06	Penn State	L 23-26	N	3
09/04/06	Miami	W 13-10	A	12
11/11/06	Wake Forest	L 0-30	H	18

DATE	OPPONENT	SCORE	SITE	OPP RANK
11/25/06	Florida	L 14-21	H	4
09/29/07	Alabama	W 21-14	N	22
11/03/07	Boston College	W 27-17	A	2
11/10/07	Virginia Tech	L 21-40	A	11
11/24/07	Florida	L 12-45	A	12
09/20/08	Wake Forest	L 3-12	H	18
11/22/08	Maryland	W 37-3	A	22
11/29/08	Oklahoma	L 15-45	H	2
09/07/09	BYU	W 54-28	A	7
10/10/09	Georgia Tech	L 44-49	H	22
11/28/09	Florida	L 10-37	A	1
01/01/10	West Virginia	W 33-21	N	18
09/11/10	Oklahoma	L 7-47	A	10
10/09/10	Miami	W 45-17	A	13
12/04/10	Virginia Tech	L 33-44	N	12
12/31/10	South Carolina	W 26-17	N	19
09/17/11	Oklahoma	L 13-23	H	1
09/24/11	Clemson	L 30-35	A	21

All-Time vs. AP Ranked Opponents

RANK	HOME	AWAY	NEUTRAL	TOTAL
1	1-1-0	0-3-0	0-2-0	1-6-0
2	1-6-0	1-4-1	2-0-0	4-10-1



MARGINS OF VICTORY

Top 10 Margins of Victory - All Games

1.	+74	74-0	Oct. 1, 1949	vs. Whiting Field
2.	+69	69-0	Sept. 6, 2008	vs. Western Carolina
3.	+63	66-3	Oct. 22, 1988	vs. Louisiana Tech
	+63	70-7	Nov. 14, 1992	vs. Tulane
5.	+62	76-14	Oct. 19, 1985	vs. Tulsa
6.	+60	77-17	Sept. 16, 1995	vs. NC State
7.	+59	59-0	Oct. 3, 1953	vs. Louisville
	+59	62-3	Nov. 20, 1993	vs. NC State
	+59	73-14	Oct. 31, 1987	vs. Tulane
	+59	72-13	Oct. 14, 1995	vs. Wake Forest
	+59	59-0	Nov., 5, 1988	at South Carolina

Top 10 Margin of Defeat - All Games

1.	-49	0-49	Dec. 1, 1973	at Florida
2.	-47	0-47	Sept. 18, 1976	at Miami
3.	-44	14-58	Nov. 14, 1981	vs. Southern Miss
4.	-42	0-42	Oct. 31, 1959	at Georgia
5.	-40	12-52	Nov. 17, 1973	vs. South Carolina
6.	-39	14-53	Dec. 3, 1983	at Florida
7.	-36	21-57	Nov. 19, 1960	at Auburn
8.	-35	21-56	Nov. 16, 1974	vs. Virginia Tech
9.	-34	0-34	Oct. 22, 1955	at Georgia Tech
	-34	21-55	Nov. 20, 1982	at Louisiana State
	-34	0-34	Sept. 30, 1955	at Miami

Top 10 Margins of Victory - Home Games

1.	+74	74-0	Oct. 1, 1949	vs. Whiting Field
2.	+69	69-0	Sept. 6, 2008	vs. Western Carolina
3.	+63	66-3	Oct. 22, 1988	vs. Louisiana Tech
	+63	70-7	Nov. 14, 1992	vs. Tulane
5.	+62	76-14	Oct. 19, 2002	vs. Tulsa
6.	+60	77-17	Sept. 16, 1995	vs. NC State
7.	+59	59-0	Oct. 3, 1953	vs. Louisville
	+59	62-3	Nov. 20, 1993	vs. NC State
	+59	73-14	Oct. 31, 1987	vs. Tulane
	+59	72-13	Oct. 14, 1995	vs. Wake Forest

Top 10 Margins of Defeat - Home Games

1.	-44	14-58	Nov. 14, 1981	vs. Southern Miss
2.	-40	12-52	Nov. 17, 1973	vs. South Carolina
3.	-35	21-56	Nov. 16, 1974	vs. Virginia Tech
4.	-33	14-47	Oct. 15, 1955	vs. Georgia
	-33	6-39	Dec. 6, 1952	vs. Tampa
6.	-30	0-30	Nov. 11, 2006	vs. Wake Forest
	-30	15-45	Nov. 29, 2008	vs. Florida
8.	-29	13-42	Oct. 7, 1972	vs. Florida
9.	-28	0-28	Sept. 22, 1973	vs. Kansas
10.	-27	14-41	Oct. 4, 1952	vs. Louisville
	-27	13-40	Nov. 8, 1957	vs. Miami

Top 10 Margins of Victory - Road Games

1.	+59	59-0	Nov., 5, 1988	at South Carolina
2.	+52	59-7	Sept. 28, 2000	at Maryland
3.	+51	61-10	Oct. 10, 1987	at Southern Miss
4.	+49	56-7	Sept. 27, 2003	at Duke
5.	+46	49-3	Nov. 2, 1996	at Georgia Tech
6.	+42	55-13	Sept. 1, 2001	at Duke
	+42	56-14	Sept. 17, 1994	at Wake Forest
8.	+41	44-3	Sept. 12, 1987	at East Carolina
	+41	47-6	Oct. 2, 1954	at Louisville
	+41	48-7	Nov. 16, 1968	at NC State
	+41	47-6	Nov. 20, 1954	at Stetson

Top 10 Margins of Defeat - Road Games

1.	-49	0-49	Dec. 1, 1973	at Florida
2.	-47	0-47	Sept. 18, 1976	at Miami
3.	-42	0-42	Oct. 31, 1959	at Georgia
4.	-39	14-53	Dec. 3, 1983	at Florida
5.	-36	21-57	Nov. 19, 1960	at Auburn
6.	-34	0-34	Oct. 22, 1955	at Georgia Tech
	-34	21-55	Nov. 20, 1982	at Louisiana State
	-34	0-34	Sept. 30, 1955	at Miami
9.	-33	0-33	Oct. 23, 1954	at Auburn
	-33	12-45	Oct. 24, 2007	at Florida

Top 10 Margins of Victory - ACC Games

1.	+59	62-3	Nov. 20, 1993	vs. NC State
	+59	72-13	Oct. 4, 1995	vs. Wake Forest
3.	+57	57-0	Sept. 11, 1993	vs. Clemson
4.	+54	54-0	Oct. 30, 1993	vs. Wake Forest
5.	+52	59-7	Sept. 28, 2000	at Maryland
6.	+51	51-0	Oct. 2, 1993	vs. Georgia Tech
	+51	58-7	Nov. 15, 1997	vs. Wake Forest
8.	+49	56-7	Sept. 27, 2003	at Duke
	+49	63-14	Sept. 16, 2000	vs. North Carolina
	+49	63-14	Oct. 14, 2000	vs. Duke
	+49	62-13	Sept. 19, 1998	vs. Duke

Top 10 Margins of Victory - ACC Home Games

1.	+59	62-3	Nov. 20, 1993	vs. NC State
	+59	72-13	Oct. 4, 1995	vs. Wake Forest
3.	+57	57-0	Sept. 11, 1993	vs. Clemson
4.	+54	54-0	Oct. 30, 1993	vs. Wake Forest
5.	+51	51-0	Oct. 2, 1993	vs. Georgia Tech
	+51	58-7	Nov. 15, 1997	vs. Wake Forest
7.	+49	63-14	Sept. 16, 2000	vs. North Carolina
	+49	63-14	Oct. 14, 2000	vs. Duke
	+49	62-13	Sept. 19, 1998	vs. Duke
10.	+39	59-20	Oct. 29, 1994	vs. Duke

Top 10 Margins of Victory - ACC Road Games

1.	+52	59-7	Sept. 28, 2000	at Maryland
2.	+49	56-7	Sept. 27, 2003	at Duke
3.	+46	49-3	Nov. 2, 1996	at Georgia Tech
4.	+44	58-14	Oct. 28, 2000	at NC State
5.	+42	56-14	Sept. 17, 1994	at Wake Forest
6.	+38	45-7	Sept. 4, 1993	at Duke
7.	+36	43-7	Oct. 20, 2001	at Virginia
8.	+34	51-17	Sept. 19, 1996	at NC State
	+34	37-3	Nov. 22, 2008	at Maryland
10.	+32	41-10	Sept. 25, 1999	at North Carolina
	+32	52-20	Sept. 10, 1994	at Maryland

Top Four Margins of Victory - ACC Neutral Site Games

1.	+44	70-26	Sept. 2, 1995	vs. Duke (at Orlando)
2.	+38	48-10	Nov. 23, 1996	vs. Maryland (Ft. Lauderdale)
3.	+37	44-7	Nov. 9, 1996	vs. Wake Forest (at Orlando)
4.	+28	51-23	Oct. 2, 1999	vs. Duke (at Jacksonville)

Top Five Margins of Defeat - ACC Games

1.	-32	9-41	Sept. 22, 2001	at North Carolina
2.	-30	0-30	Nov. 11, 2006	Wake Forest
3.	-21	14-35	Nov. 12, 2005	at Clemson
4.	-17	7-24	Sept. 12, 1998	at NC State
5.	-16	10-26	Nov. 8, 2003	at Clemson

Top 10 Margins of Victory - Bowl Games

1.	+29	42-13	Dec. 27, 2008	Champs Sports Bowl	vs. Wisconsin
2.	+25	28-3	Dec. 31, 1983	Peach Bowl	vs. North Carolina
3.	+24	41-17	Jan. 1, 1990	Fiesta Bowl	vs. Nebraska
4.	+23	40-17	Dec. 23, 1977	Tangerine Bowl	vs. Texas Tech
5.	+19	31-12	Dec. 30, 1982	Gator Bowl	vs. West Virginia
6.	+17	36-19	Jan. 2, 1965	Gator Bowl	vs. Oklahoma
	+17	31-14	Jan. 1, 1998	Sugar Bowl	vs. Ohio State
	+17	46-29	Jan. 4, 2000	Sugar Bowl	vs. Virginia Tech
	+17	44-27	Dec. 27, 2006	Emerald Bowl	vs. UCLA
10.	+14	27-13	Dec. 31, 1986	All-American Bowl	vs. Indiana

Top 10 Margins of Defeat - Bowl Games

1.	-32	20-52	Jan. 2, 1996	Sugar Bowl	vs. Florida
2.	-27	20-47	Jan. 1, 1955	Sun Bowl	vs. Texas Western
3.	-17	7-24	Jan. 1, 1980	Orange Bowl	vs. Oklahoma
4.	-13	13-26	Jan. 1, 2003	Sugar Bowl	vs. Georgia
5.	-9	6-15	Dec. 13, 1958	Bluegrass Bowl	vs. Oklahoma State
	-9	2-12	Jan. 3, 2001	Orange Bowl	vs. Oklahoma
7.	-8	20-28	Dec. 24, 1966	Sun Bowl	vs. Wyoming
8.	-7	38-45	Dec. 27, 1971	Fiesta Bowl	vs. Arizona State
	-7	16-23	Jan. 4, 1999	Fiesta Bowl	vs. Tennessee
	-7	28-35	Dec. 31, 2007	Music City Bowl	vs. Kentucky



YEAR-BY-YEAR TEAM STATISTICS

YEAR	POINTS PER GAME	TDS	RUSHING ATT - YARDS - AVG	PASSING ATT - COMP - INT	PASS YARDS	PASS YDS PER GAME	TOTAL OFF PLAY - YARDS	YARDS PER GAME	PENALTIES	FUM-LOST
2011	30.6	48	437-1458-112.2	383-247-12	3341	257.0	820-4799	369.2	103	18-6
	15.1	25	458-1075-82.7	401-237-16	2500	192.3	859-3575	275.0	75	18-7
2010	31.4	53	500 - 2400 - 171.4	397 - 250 - 13	2938	209.9	897 - 5338	381.3	88	24-10
	19.6	31	529 - 1802 - 128.7	477 - 278 - 15	3150	225.0	1006 - 4952	353.7	98	23-12
2009	30.1	48	422 - 2215 - 170.4	437 - 296 - 13	3534	271.8	859 - 5478	421.4	89	26-13
	30.0	53	194 - 2961 - 227.8	343 - 205 - 14	2990	230.0	837 - 5650	434.6	80	20-13
2008	33.4	51	483 - 2328 - 179.1	387 - 211 - 16	2506	192.8	870 - 4834	371.8	102	23-10
	20.2	29	450 - 1723 - 132.5	342 - 175 - 9	2111	162.4	792 - 3834	294.9	76	24-17
2007	23.3	32	447 - 1659 - 127.6	466 - 256 - 10	3143	241.8	913 - 4802	369.4	108	21-12
	22.9	38	454 - 1516 - 116.6	464 - 264 - 17	3190	245.4	918 - 4706	362.0	101	23-11
2006	26.5	42	363 - 1255 - 96.5	439 - 239 - 16	3039	233.8	802 - 4294	330.3	89	26-11
	19.8	31	421 - 1203 - 92.5	414 - 227 - 12	2578	198.3	835 - 3781	290.8	82	19-7
2005	28.9	46	376 - 1222 - 94.0	526 - 303 - 19	3674	282.6	902 - 4896	376.6	114	19- 8
	22.0	34	492 - 1409 - 108.4	404 - 239 - 12	2611	200.8	896 - 4020	309.2	93	25-11
2004	25.2	40	460 - 1944 - 162.0	402 - 215 - 15	2526	210.5	862 - 4470	372.5	116	16-7
	14.1	13	418 - 997 - 83.1	380 - 204 - 16	2409	200.8	798 - 3406	283.8	82	22-13
2003	32.2	52	469 - 1734 - 133.4	438 - 249 - 13	3505	269.6	907 - 5239	403.0	91	29-12
	16.7	23	472 - 1552 - 119.4	449 - 247 - 15	2768	212.9	921 - 4320	332.3	90	28-18
2002	30.6	53	562 - 2618 - 187.0	419 - 217 - 10	2955	211.1	981 - 5513	398.1	109	22-11
	21.5	35	497 - 1831 - 130.8	465 - 249 - 16	3293	235.2	962 - 5124	366.0	104	30-16
2001	33.9	48	434 - 1756 - 192.2	325 - 184 - 13	2931	266.5	759 - 4687	426.1	93	15- 8
	26.1	36	398 - 1386 - 154.5	373 - 206 - 15	2534	230.4	771 - 3920	356.4	93	20-10
2000	42.4	67	455 - 1980 - 165.0	469 - 290 - 14	4608	384.0	924 - 6588	549.0	123	10-7
	10.2	15	387 - 887 - 73.9	447 - 220 - 19	2437	203.1	834 - 3324	277.0	132	29-14
1999	34.3	49	397 - 1356 - 123.5	423 - 250 - 17	3332	302.9	820 - 4683	425.7	109	11- 4
	14.5	20	357 - 1057 - 98.8	305 - 217 - 22	2264	205.8	672 - 3351	304.6	96	18- 7
1998	32.1	43	515 - 1797 - 149.8	357 - 185 - 9	3019	251.6	872 - 4816	401.3	117	22-12
	11.5	16	412 - 958 - 79.8	335 - 138 - 18	1620	135.0	747 - 2578	214.8	78	27-14
1997	39.7	55	344 - 1233 - 112.1	440 - 262 - 11	3740	340.0	784 - 4973	452.1	113	18- 6
	15.2	22	379 - 571 - 51.9	338 - 164 - 22	2084	189.5	717 - 2655	241.4	82	20-10
1996	38.7	54	423 - 1958 - 178.2	335 - 181 - 14	2541	231.0	759 - 4499	409.0	94	18-9
	11.1	15	418 - 649 - 59.0	358 - 162 - 11	1875	170.5	775 - 2524	229.5	60	26-12
1995	48.4	72	420 - 2451 - 222.8	465 - 297 - 14	3616	328.7	885 - 6067	551.5	76	18- 6
	18.3	27	446 - 1452 - 132.0	376 - 194 - 16	2347	213.4	822 - 3799	345.4	76	32-19
1994	36.8	53	412 - 2080 - 189.1	264 - 441 - 18	3234	294.0	853 - 5314	483.1	85	18-13
	16.6	22	377 - 1077 - 97.9	180 - 376 - 15	1860	169.1	753 - 2937	267.0	73	21-13
1993	43.2	70	470 - 2667 - 222.3	327 - 469 - 6	3909	325.8	939 - 6576	548.0	102	18-12
	9.4	15	397 - 1182 - 98.5	181 - 376 - 15	2232	186.0	773 - 3414	284.5	68	15-9
1992	38.1	56	464 - 2252 - 204.7	214 - 387 - 17	2828	257.1	851 - 5080	461.8	89	27-14
	15.6	19	400 - 1103 - 100.3	182 - 386 - 18	2114	192.2	786 - 3217	292.5	62	24-13
1991	36.6	57	507 - 2287 - 190.6	234 - 390 - 11	3114	259.5	897 - 5401	450.1	89	15-6
	15.5	23	398 - 994 - 82.8	192 - 378 - 25	2381	198.4	776 - 3375	281.3	62	23-12
1990	39.5	57	422 - 2137 - 194.3	348 - 222 - 10	2785	253.2	770 - 4922	447.5	89	14-6
	17.2	22	465 - 1646 - 149.6	318 - 163 - 21	1830	166.4	783 - 3476	316.0	72	34-16
1989	34.8	48	393 - 1517 - 137.9	387 - 230 - 11	3448	313.5	780 - 4965	451.4	89	23-14
	16.5	20	456 - 1496 - 136.0	325 - 161 - 23	2063	187.5	781 - 3559	323.5	74	26-16
1988	40.2	58	443 - 2195 - 199.5	319 - 188 - 18	2676	243.3	762 - 4871	442.8	93	16-7
	15.0	21	481 - 1662 - 151.1	278 - 110 - 18	1443	131.2	759 - 3105	282.3	83	29-9
1987	40.9	55	530 - 2995 - 272.3	318 - 173 - 11	2366	215.1	848 - 5361	487.4	78	20-14
	12.3	15	422 - 1453 - 132.1	310 - 129 - 15	1563	142.1	732 - 3016	274.2	59	31-17
1986	33.2	45	464 - 2055 - 186.8	301 - 164 - 14	2142	194.7	775 - 4197	381.6	81	29-12
	18.6	26	466 - 1432 - 130.2	290 - 141 - 15	1845	167.7	756 - 3277	297.9	65	34-14
1985	33.5	45	503 - 2369 - 215.4	277 - 149 - 17	2078	188.9	781 - 4447	404.3	79	35-15
	21.4	30	457 - 1617 - 147.0	308 - 164 - 22	1924	174.9	765 - 3541	321.9	67	21-8
1984	35.3	48	571 - 3021 - 274.6	236 - 119 - 9	1938	176.2	807 - 4959	450.8	89	34-15
	21.3	29	452 - 1719 - 156.3	308 - 157 - 14	2390	217.3	760 - 4109	373.6	83	27-11
1983	32.1	49	518 - 2522 - 229.3	313 - 176 - 14	2367	215.2	830 - 4889	444.5	73	25-18
	28.1	37	476 - 1977 - 179.7	295 - 173 - 10	2202	200.2	772 - 4179	379.9	69	20-8
1982	35.3	53	477 - 2339 - 212.6	348 - 190 - 14	2785	253.2	825 - 5124	465.8	70	33-17
	22.0	31	529 - 2181 - 198.3	283 - 135 - 24	1912	173.8	812 - 4030	366.4	65	27-10
1981	21.8	31	492 - 1955 - 177.7	309 - 157 - 18	1888	171.6	801 - 3843	349.4	56	24-13
	26.0	36	481 - 1836 - 166.9	312 - 169 - 11	2367	215.2	793 - 4203	382.1	52	29-14
1980	32.0	41	603 - 2138 - 194.4	232 - 136 - 11	1597	145.2	835 - 3735	339.6	49	23-6
	7.7	10	408 - 984 - 89.5	241 - 106 - 18	1306	118.7	649 - 2290	208.2	57	27-19
1979	29.0	39	515 - 1861 - 169.2	340 - 174 - 17	2214	201.3	855 - 4075	370.5	63	17-8
	12.4	18	448 - 1304 - 118.6	267 - 91 - 23	1365	124.1	715 - 2669	242.6	48	45-15
1978	28.4	42	476 - 1773 - 161.2	369 - 206 - 16	2749	249.9	845 - 4522	411.1	53	19-9
	18.9	29	494 - 2000 - 181.8	228 - 117 - 17	1587	144.3	722 - 3587	326.1	49	32-18



YEAR-BY-YEAR TEAM STATISTICS

YEAR	POINTS PER GAME	TDS	RUSHING ATT - YARDS - AVG	PASSING ATT - COMP - INT	PASS YARDS	PASS YDS PER GAME	TOTAL OFF PLAY - YARDS	YARDS PER GAME	PENALTIES	FUM-LOST
1977	24.9	34	462 - 1637 - 148.8	323 - 176 - 16	2466	224.2	785 - 4103	373.0	58	22-14
	13.9	16	560 - 1773 - 161.2	215 - 91 - 14	1167	106.1	775 - 2940	267.3	48	33-14
1976	18.6	26	488 - 1826 - 166.0	247 - 137 - 14	2040	185.5	741 - 3866	351.5	40	33-19
	23.5	33	630 - 3069 - 279.9	135 - 68 - 5	949	86.3	770 - 3942	358.4	51	32-17
1975	17.0	25	519 - 1803 - 163.9	252 - 136 - 12	1885	171.4	771 - 3688	335.3	71	33-16
	19.4	26	594 - 2755 - 250.5	116 - 53 - 11	698	63.5	710 - 3453	313.9	53	41-23
1974	11.8	17	432 - 1703 - 154.8	293 - 153 - 20	1769	160.8	725 - 3472	315.6	85	33-19
	26.3	38	641 - 3069 - 279.0	161 - 81 - 8	1399	127.2	802 - 4468	406.2	46	42-24
1973	8.9	13	377 - 1166 - 106.0	325 - 138 - 21	1698	154.4	702 - 2864	260.3	63	39-22
	30.1	43	605 - 3041 - 276.5	252 - 130 - 15	1855	168.7	857 - 4896	445.1	75	36-15
1972	26.2	39	421 - 1500 - 136.4	389 - 209 - 23	2974	270.4	810 - 4474	406.7	74	28-16
	20.4	31	533 - 1919 - 174.5	268 - 125 - 22	1709	155.4	801 - 3628	329.2	51	30-14
1971	24.6	33	411 - 1305 - 118.6	338 - 186 - 20	2750	250.0	749 - 4055	368.6	61	32-20
	11.7	15	514 - 1472 - 133.8	259 - 122 - 17	1389	126.3	773 - 2861	260.1	50	33-16
1970	23.1	31	442 - 1379 - 125.4	345 - 175 - 16	2838	258.0	787 - 4217	383.4	71	31-22
	17.7	26	519 - 1861 - 169.2	296 - 133 - 17	1661	151.0	815 - 3532	320.2	52	32-15
1969	22.0	27	421 - 1049 - 104.9	356 - 191 - 19	2550	255.0	777 - 3599	359.9	62	42-27
	18.2	25	468 - 1560 - 156.0	225 - 103 - 20	1239	123.9	693 - 2799	279.9	51	36-20
1968	28.1	37	436 - 1484 - 148.4	356 - 195 - 13	2844	284.4	792 - 4328	432.8	55	13-9
	18.0	24	462 - 1811 - 181.1	226 - 115 - 25	1392	139.2	688 - 3203	320.3	44	27-12
1967	23.3	30	371 - 1202 - 120.2	352 - 190 - 21	2584	258.4	723 - 3786	378.6	57	21-13
	17.0	22	445 - 1509 - 150.9	194 - 86 - 17	1146	114.6	639 - 2655	265.5	54	30-12
1966	25.4	34	384 - 1277 - 127.7	350 - 187 - 14	2467	246.7	734 - 3744	374.4	53	10-5
	18.7	23	384 - 1453 - 145.3	229 - 112 - 18	1543	154.3	613 - 2996	199.6	46	22-14
1965	12.1	15	384 - 1396 - 139.6	256 - 114 - 15	1296	129.6	640 - 2692	269.2	53	13-5
	11.9	16	436 - 1835 - 183.5	181 - 89 - 5	1212	121.2	577 - 2517	251.7	50	21-14
1964	22.7	29	409 - 1386 - 138.6	249 - 147 - 10	2029	202.9	658 - 3415	341.5	58	17-9
	6.6	10	349 - 750 - 75.0	195 - 76 - 10	1061	106.1	545 - 1811	181.1	62	32-23
1963	16.7	23	380 - 1344 - 134.4	181 - 90 - 11	1156	115.6	561 - 2500	250.0	52	29-15
	9.3	12	446 - 1384 - 138.4	172 - 83 - 10	885	88.5	618 - 2269	226.9	28	24-10
1962	17.0	23	450 - 1541 - 154.1	223 - 118 - 9	1596	159.6	673 - 3137	313.7	60	19-11
	6.9	10	379 - 1301 - 130.1	148 - 67 - 14	693	69.3	527 - 1994	199.4	51	28-12
1961	9.3	12	454 - 1484 - 148.4	140 - 69 - 9	672	67.2	594 - 2156	215.6	49	19-10
	12.8	18	424 - 1526 - 152.6	178 - 89 - 12	1132	113.2	602 - 2658	265.8	66	29-14
1960	11.1	16	425 - 1289 - 128.9	200 - 96 - 14	1046	104.6	625 - 2335	233.5	49	18-12
	13.6	18	479 - 1840 - 184.0	153 - 80 - 10	993	99.3	632 - 2833	283.3	51	32-16
1959	14.9	22	435 - 1267 - 126.7	212 - 104 - 10	1222	122.2	647 - 2489	248.9	42	27-16
	13.2	10	474 - 1591 - 159.1	163 - 75 - 14	1090	109.0	637 - 2681	268.1	74	17-9
1958	21.2	29	441 - 1773 - 177.3	176 - 80 - 15	1043	104.3	617 - 2816	281.6	64	26-16
	10.9	15	482 - 1646 - 164.6	126 - 51 - 14	675	67.5	608 - 2321	232.1	53	31-20
1957	13.6	20	443 - 1642 - 164.2	164 - 71 - 17	786	78.6	607 - 2428	242.8	56	27-18
	16.5	24	512 - 2127 - 212.7	126 - 61 - 10	789	78.9	628 - 2916	291.6	52	36-26
1956	17.8	26	443 - 1727 - 172.7	151 - 82 - 7	960	96.0	594 - 2687	268.7	69	22-15
	11.6	19	476 - 1827 - 182.7	123 - 61 - 11	812	81.2	599 - 2639	263.9	58	29-17
1955	14.7	22	424 - 1517 - 151.7	147 - 75 - 12	990	99.0	571 - 2507	250.7	57	26-14
	18.6	27	500 - 1960 - 196.0	146 - 73 - 10	1089	108.9	646 - 3049	304.9	60	29-18
1954	23.4	39	432 - 1689 - 153.6	216 - 107 - 21	1745	158.6	648 - 3428	311.6	67	29-16
	13.0	22	469 - 1798 - 163.5	187 - 72 - 20	900	81.8	656 - 2698	245.3	52	44-25
1953	18.3	27	507 - 2142 - 214.2	165 - 63 - 20	936	93.6	672 - 3078	307.8	76	24-15
	14.6	22	438 - 1595 - 159.5	149 - 50 - 8	628	62.8	587 - 2223	222.3	48	34-22
1952	10.1	15	640 - 1600 - 160.0	174 - 64 - 20	821	82.1	814 - 2421	242.1	61	34-19
	26.1	38	626 - 2048 - 204.8	153 - 74 - 15	1162	116.2	779 - 3210	321.0	64	28-18
1951	24.3	29	n/a	n/a	n/a	n/a	n/a	n/a	n/a	n/a
	9.0	10	n/a	n/a	n/a	n/a	n/a	n/a	n/a	n/a
1950	27.4	33	420 - 1807 - 225.9	119 - 44 - 12	939	117.4	539 - 2746	343.3	n/a	n/a
	6.8	8	352 - 818 - 102.2	138 - 60 - 19	572	71.5	490 - 1390	173.8	n/a	n/a
1949	30.2	41	2187 - 243.0	107 - 35 - 13	716	79.6	84 - 2403	322.6	n/a	44-19
	5.9	8	741 - 82.3	175 - 61 - 24	671	74.6	118 - 1351	156.9	n/a	41-17
1948	19.0	24	1682 - 210.3	84 - 35 - 11	721	90.1	107 - 2903	300.4	n/a	18-7
	8.0	10	721 - 90.1	118 - 47 - 21	630	78.8	175 - 1412	168.9	n/a	15-9
1947	3.6	3	287 - 57.4	87 - 32 - 14	400	80.0	87 - 687	137.4	n/a	n/a
	18.0	14	n/a	n/a	n/a	n/a	n/a	n/a	n/a	n/a

Florida State numbers in bold.

YEAR-BY-YEAR RESULTS



ED WILLIAMSON (1947) 0-5-0

Ed Williamson was appointed Florida State's first coach just a few weeks before the inaugural football season. He had no stadium, no scholarships and no team name. With only 45 ex-high school players, his teams came close to winning three games that year, although it finished

0-5. Williamson was not paid for coaching the team.

1947 (0-5)					
O	18	Stetson	H	-/-	L 6-14
N	14	Cumberland	A	-/-	L 0-6
N	22	Tennessee Tech	H	-/-	L 6-27
N	27	Troy State	H	-/-	L 6-36
D	6	Alabama State	H	-/-	L 0-7
18-90					



DON VELLER (1948-52) 31-12-1

Don Veller won 30 of his first 34 games as head coach at FSU before the Seminoles began playing a major college schedule. His overall record included an undefeated (8-0) season in 1950, the year the Tribe moved into Doak Campbell Stadium. Veller owns the second highest winning percentage

of FSU coaches (.716). He is credited with laying the early foundation for the FSU football program.

1948 (7-1)					
O	9	Cumberland	H	-/-	W 30-0
O	16	Erskine	A	-/-	L 6-14
O	23	Millsaps	A	-/-	W 7-6
O	30	Stetson	A	-/-	W 18-7
N	13	Mississippi College	H	-/-	W 26-6
N	20	Livingston State	H	-/-	W 12-6
N	27	Troy State	N	-/-	W 20-13
D	4	Tampa**	H	-/-	W 33-12
152-64					

1949 (9-1)					
O	1	Whiting Field	H	-/-	W 74-0
O	8	Mississippi College	A	-/-	W 33-12
O	15	Erskine	H	-/-	W 26-7
O	22	Sewanee	A	-/-	W 6-0
O	29	Stetson	N	-/-	W 33-14
N	5	Livingston State	N	-/-	L 6-13
N	12	Millsaps**	H	-/-	W 40-0
N	18	Tampa	A	-/-	W 34-7
N	26	Troy State	H	-/-	W 20-0
Cigar Bowl					
J	2	Wofford	N	-/-	W 19-6
291-59					

1950 (8-0)					
S	30	Troy State	A	-/-	W 26-7
O	7	Randolph Macon	H	-/-	W 40-7
O	14	Howard	H	-/-	W 20-6
O	21	Newberry	A	-/-	W 24-0
O	28	Sewanee**	H	-/-	W 14-8
N	10	Stetson	A	-/-	W 27-7
N	18	Mississippi College	H	-/-	W 33-0
N	25	Tampa	H	-/-	W 35-19
219-54					

1951 (6-2)					
S	29	Troy State	H	-/-	W 40-0
O	5	Miami	A	-/-	L 13-35
O	13	Delta State	H	-/-	W 34-0
O	20	Sal Ross State	H	-/-	W 35-13
O	27	Stetson**	H	-/-	W 13-10
N	3	Jacksonville Navy	A	-/-	W 39-0
N	10	Wofford	H	-/-	W 14-0
N	17	Tampa	H	-/-	L 6-14
194-72					

1952 (1-8-1)					
S	27	Louisiana Tech	H	-/-	L 13-32
O	4	Louisville	H	-/-	L 14-41
O	10	VMI	H	-/-	L 7-28
O	25	NC State	A	-/-	L 7-13
N	1	Stetson	N	-/-	T 6-6
N	8	Mississippi So.	H	-/-	L 21-50
N	15	Furman**	H	-/-	L 0-9
N	22	Georgia Tech	A	-/-	L 0-30
N	29	Wofford	A	-/-	W 27-13
D	6	Tampa	H	-/-	L 6-39
101-261					



TOM NUGENT (1953-58) 34-28-1

Tom Nugent had a successful coaching stint at Florida State, as indicated by his 34-28-1 record in six years at the Seminole helm. Florida State participated in two bowl games during Nugent's tenure and his 1958 squad was the first FSU team to play Florida. Nugent also served as athletic

director while head coach of the Seminoles.

1953 (5-5)					
S	25	Miami	A	-/-	L 0-27
O	3	Louisville	H	-/-	W 59-0
O	10	Ablene Christian	H	-/-	L 7-20
O	17	Louisiana Tech	A	-/-	L 21-32
O	31	VMI	H	-/-	W 12-7
N	7	Mississippi So.	A	-/-	L 0-21
N	14	Furman	H	-/-	L 7-14
N	21	Stetson**	H	-/-	W 13-6
N	28	NC State	H	-/-	W 23-13
D	5	Tampa	A	-/-	W 41-6
183-146					

1954 (8-4)					
S	18	Georgia	H	-/-	L 0-14
S	25	Ablene Christian	H	-/-	L 0-13
O	2	Louisville	A	-/-	W 47-6
O	9	Villanova	H	-/-	W 52-13
O	16	NC State	A	-/-	W 13-7
O	23	Auburn	A	-/-	L 0-33
O	30	VMI	N	-/-	W 33-19
N	13	Furman**	H	-/-	W 33-14
N	20	Stetson	A	-/-	W 47-6
N	27	Mississippi So.	H	-/-	W 19-18
D	4	Tampa	A	-/-	W 13-0
Sun Bowl					
J	1	Texas Western	A	-/-	L 20-47
277-190					

1955 (5-5)					
S	17	NC State	H	-/-	W 7-0
S	30	Miami	A	-/-	L 0-34
O	8	Virginia Tech	H	-/-	L 20-24
O	15	Georgia	H	-/-	L 14-47
O	22	Georgia Tech	A	-/11	L 0-34
N	5	Villanova	H	-/-	W 16-13
N	11	Furman	A	-/-	W 19-6
N	19	The Citadel**	H	-/-	W 39-0
N	25	Mississippi So.	A	-/-	L 6-21
D	3	Tampa	A	-/-	W 26-7
147-186					

1956 (5-4-1)					
S	22	Ohio	H	-/-	W 47-7
S	29	Georgia	A	-/-	L 0-3
O	6	Virginia Tech	H	-/-	L 7-20
O	13	NC State	A	-/-	W 14-0
O	20	Wake Forest**	H	-/-	T 14-14
O	27	Villanova	A	-/-	W 20-13
N	2	Miami	A	-/9	L 7-20
N	10	Furman	H	-/-	W 42-7
N	17	Mississippi So.	H	-/-	W 20-19
N	24	Auburn	A	-/-	L 7-13
178-116					

1957 (4-6)					
S	21	Furman	H	-/-	W 27-7
S	28	Boston College	A	-/-	L 7-20
O	5	Villanova	A	-/-	L 7-21
O	12	NC State	H	-/13	L 0-7
O	19	Ablene Christian	H	-/-	W 34-7
O	26	Virginia Tech**	H	-/-	W 20-7
N	8	Miami	H	-/-	L 13-40
N	16	Mississippi So.	A	-/-	L 0-20
N	23	Auburn	H	-/2	L 7-29
N	30	Tampa	A	-/-	W 21-7
136-165					

1958 (7-4)					
S	13	Tennessee Tech	H	-/-	W 22-7
S	20	Furman	H	-/-	W 42-6
S	26	Georgia Tech	A	-/-	L 3-17
O	4	Wake Forest	H	-/-	W 27-24
O	11	Georgia	N	-/-	L 13-28
O	18	Virginia Tech	H	-/-	W 28-0
O	25	Tennessee	A	-/-	W 10-0
N	1	Tampa**	H	-/-	W 43-0
N	7	Miami	A	-/-	W 17-6
N	22	Florida	A	-/-	L 7-21
Bluegrass Bowl					
D	13	Oklahoma State	N	-/-	L 6-15
218-124					



PERRY MOSS (1959) 4-6-0

Moss was one of two FSU coaches who spent only a year at the school. Midway through the 1959 season, reports were published that Moss would leave to join the Montreal Alouettes of the Canadian Football League. True to the reports, he departed after a brief year in Tallahassee.

1959 (4-6)					
S	19	Wake Forest	H	-/-	L 20-22
S	26	The Citadel	H	-/-	W 47-6
O	3	Miami	H	-/-	L 6-7
O	10	Virginia Tech	A	-/-	W 7-6
O	17	Memphis State	A	-/-	L 6-16
O	24	Richmond	H	-/-	W 22-6
O	31	Georgia	A	-/14	L 0-42
N	14	William & Mary**	H	-/-	L 0-9
N	21	Florida	A	-/-	L 8-18
N	28	Tampa	A	-/-	W 33-0
149-132					



BILL PETERSON (1960-70) 62-42-11

Bill Peterson took over a football program in deep trouble in 1960. When he left, 11 years and four bowl games later, he had become the most significant coach in the first 25 years of Florida State football. Under "Pete," the Seminoles went 62-42-11. The most memorable Peterson year was 1964, when the "Seven Magnificents" led Florida State to a 9-1-1 record and FSU's first ever win over Florida.

1960 (3-6-1)					
S	17	Richmond	H	-/-	W 28-0
S	24	Florida	A	-/-	L 0-3
O	1	Wake Forest	H	-/-	W 14-6
O	8	The Citadel	A	-/-	T 0-0
O	15	Mississippi So.	N	-/-	L 13-15
O	22	William & Mary	H	-/-	W 22-0
O	29	Kentucky**	H	-/-	L 0-23
N	4	Miami	A	-/-	L 7-25
N	12	Houston	H	-/-	L 6-7
N	19	Auburn	A	-/9	L 21-57
111-136					

1961 (4-5-1)					
S	16	G. Washington	H	-/-	W 15-7
S	30	Florida	A	-/17	T 3-3
O	7	Mississippi	A	-/2	L 0-33
O	14	Georgia	H	-/-	W 3-0
O	21	Richmond	H	-/-	W 13-7
O	28	Virginia Tech	A	-/-	L 7-10
N	4	Kentucky	A	-/-	L 0-20
N	11	The Citadel	H	-/-	W 44-8
N	18	Mississippi So.**	H	-/-	L 0-12
N	25	Houston	A	-/-	L 8-28
93-128					

1962 (4-3-3)					
S	15	The Citadel	H	-/-	W 49-0
S	22	Kentucky	A	-/-	T 0-0
S	29	Furman	H	-/-	W 42-0
O	5	Miami	A	-/9	L 6-7
O	20	Georgia	A	-/-	W 18-0
O	27	Virginia Tech	H	-/-	W 20-7
N	3	Houston**	H	-/-	L 0-7
N	10	Georgia Tech	A	-/-	T 14-14
N	17	Florida	A	-/-	L 7-20
N	24	Auburn	A	-/-	T 14-14
170-69					

1963 (4-5-1)					
S	20	Miami	A	-/-	W 24-0
S	28	Texas Christian	H	-/-	L 0-13
O	12	Wake Forest	H	-/-	W 35-0
O	19	Southern Miss	A	-/-	T 0-0
O	26	Virginia Tech	H	-/-	L 23-31
N	2	Furman	H	-/-	W 49-6
N	9	Georgia Tech	A	-/-	L 7-15
N	16	NC State**	H	-/-	W 14-0
N	23	Auburn	A	-/9	L 15-21
N	30	Florida	A	-/-	L 0-7
167-93					

1964 (9-1-1)					
S	19	Miami	A	-/-	W 14-0
S	26	Texas Christian	A	-/-	W 10-0
O	3	New Mexico State	H	-/-	W 36-0
O	10	Kentucky**	H	-/5	W 48-6
O	17	Georgia	A	10/-	W 17-14
O	24	Virginia Tech	A	10/-	L 11-20
O	31	Southern Miss	H	-/-	W 34-0
N	7	Houston	A	-/-	T 13-13
N	14	NC State	H	-/-	W 28-6

YEAR-BY-YEAR RESULTS

1965 (4-5-1)

S 25	Texas Christian	A	-/-	L	3- 7
O 2	Baylor	H	-/-	W	9- 7
O 9	Kentucky	A	-/-	L	24-26
O 16	Georgia	H	-/5	W	10- 3
O 23	Alabama	A	-/-	L	0-21
O 30	Virginia Tech	H	-/-	W	7- 6
N 6	Wake Forest**	H	-/-	W	35- 0
N 13	NC State	A	-/-	L	0- 3
N 20	Houston	H	-/-	T	16-16
N 27	Florida	A	-/-	L	17-30
121-119					

1966 (6-5)

S 17	Houston	A	-/-	L	13-21
S 24	Miami	A	-/-	W	23-20
O 8	Florida	H	-/10	L*	22-26
O 15	Texas Tech	A	-/-	W	42-33
O 22	Mississippi State	H	-/-	W	10- 0
O 29	Virginia Tech	A	-/-	L	21-23
N 5	South Carolina	A	-/-	W	32-10
N 12	Syracuse	A	-/-	L	21-37
N 19	Wake Forest**	H	-/-	W	28- 0
N 26	Maryland	H	-/-	W	45-21
Sun Bowl					
D 24	Wyoming	N	-/-	L	20-28
277-219					

*The disallowed catch by FSU's Lane Fenner made this an FSU "victory" in the school paper.

1967 (7-2-2)

S 15	Houston	A	-/-	L	13-33
S 23	Alabama	A	-/2	T	37-37
S 30	NC State	H	-/-	L	10-20
O 7	Texas A&M	A	-/-	W	19-18
O 14	South Carolina	H	-/-	W	17- 0
O 21	Texas Tech**	H	-/-	W	28-12
O 28	Mississippi State	H	-/-	W	24-12
N 4	Memphis State	A	-/-	W	26- 7
N 11	Virginia Tech	H	-/-	W	38-15
N 25	Florida	A	-/-	W	21-16
Gator Bowl					
D 30	Penn State	N	-/10	T	17-17
250-187					

1968 (8-3)

S 21	Maryland	A	-/-	W	24-14
S 28	Florida	H	-/5	L	3- 9
O 5	Texas A&M	H	-/17	W	20-14
O 19	Memphis State	H	19/-	W	20-10
O 26	South Carolina	A	20/-	W	35-28
N 2	Virginia Tech	H	-/-	L	22-40
N 9	Mississippi State	A	-/-	W	27-14
N 16	NC State	A	-/-	W	48- 7
N 23	Wake Forest**	H	-/-	W	42-24
N 29	Houston	N	-/18	W	40-20
Peach Bowl					
D 30	LSU	N	19/-	L	27-31
308-211					

1969 (6-3-1)

S 20	Wichita State	H	-/-	W	24- 0
S 26	Miami	A	-/-	W	16-14
O 4	Florida	A	-/12	L	6-21
O 18	Tulsa	A	-/-	W	38-20
O 25	Mississippi State	H	-/-	W	20-17
N 1	South Carolina**	H	-/-	W	34- 9
N 8	Virginia Tech	A	-/-	T	10-10
N 15	Memphis State	H	-/-	L	26-28
N 22	NC State	H	-/-	W	33-22
N 29	Houston	A	-/18	L	13-41
220-182					

1970 (7-4)

S 12	Louisville	H	-/-	W	9- 7
S 19	Georgia Tech	A	-/-	L	13-23
S 26	Wake Forest	H	-/-	W	19-14
O 10	Florida	H	-/-	L	27-38
O 17	Memphis State	A	-/-	L	12-16
O 24	South Carolina	A	-/-	W	21-13
O 30	Miami	A	-/-	W	27- 3
N 7	Clemson	H	-/-	W	38-13
N 14	Virginia Tech**	H	-/-	W	34- 8
N 21	Kansas State	H	-/-	W	33- 7
N 26	Houston	N	-/-	L	21-53
254-195					



LARRY JONES
(1971-73) 15-19-0

Larry Jones compiled a 15-19 record in three years as the Seminole head coach. In his first two seasons, the popular coach led his teams to a 15-8 record; but he is probably remembered most for the 1973 campaign, when his team did not win a game.

1971 (8-4)

S 11	Southern Miss	N	-/-	W	24- 9
S 18	Miami	A	-/-	W	20-17
S 25	Kansas	H	-/-	W	30- 7
O 2	Virginia Tech	A	-/-	W	17- 3
O 9	Mississippi State**	H	-/-	W	27- 9
O 16	Florida	A	19/-	L	15-17
O 23	South Carolina	H	19/-	W	49-18

O 30	Houston	A	-/-	L	7-14
N 13	Georgia Tech	A	-/-	L	6-12
N 20	Tulsa	H	-/-	W	45-10
N 27	Pittsburgh	H	-/-	W	31-13
Fiesta Bowl					
D 27	Arizona State	A	-/8	L	38-45
309-174					

1972 (7-4)

S 9	Pittsburgh	A	19/-	W	19- 7
S 16	Miami	A	20/-	W	37-14
S 23	Virginia Tech	H	17/-	W	27-15
S 30	Kansas	A	16/-	W	44-22
O 7	Florida	H	13/-	L	13-42
O 14	Mississippi State	A	-/-	W	25-21
O 21	Colorado State**	H	-/-	W	37- 0
O 28	Auburn	A	-/12	L	14-27
N 4	Houston	H	-/-	L	27-31
N 11	Tulsa	H	-/-	W	23-21
N 18	South Carolina	A	-/-	L	21-24
287-224					

1973 (0-11)

S 15	Wake Forest	A	-/-	L	7- 9
S 22	Kansas	H	-/-	L	0-28
S 29	Miami	H	-/18	L	10-14
O 6	Baylor	A	-/-	L	14-21
O 13	Mississippi State	H	-/-	L	12-37
O 20	Memphis State**	H	-/-	L	10-13
O 27	San Diego State	A	-/-	L	17-38
N 3	Houston	A	-/18	L	3-34
N 10	Virginia Tech	A	-/-	L	13-36
N 17	South Carolina	H	-/-	L	12-52
D 1	Florida	A	-/-	L	0-49
98-331					



DARRELL MUDRA
(1974-75) 4-18-0

Darrell Mudra was a successful coach before arriving at Florida State, and he was successful after he left. At FSU, Mudra inherited an 0-11 team and wasn't able to bring the program back to the glory years it enjoyed under Bill Peterson. Mudra coached from the press box instead of the sidelines.

1974 (1-10)

S 14	Pittsburgh	H	-/13	L	6- 9
S 21	Colorado State	H	-/-	L	7-14
S 28	Kansas	A	-/-	L	9-40
O 5	Baylor	H	-/-	L	17-21
O 12	Alabama	A	-/3	L	7- 8
O 19	Florida	H	-/14	L	14-24
O 26	Auburn	A	-/5	L	6-38
N 2	Memphis State	A	-/-	L	14-42
N 8	Miami	A	-/-	W	21-14
N 16	Virginia Tech**	H	-/-	L	21-56
N 23	Houston	H	-/15	L	8-23
130-289					

1975 (3-8)

S 13	Texas Tech	A	-/-	L	20-31
S 20	Utah State	H	-/-	W	17- 8
S 27	Iowa State	H	-/-	L	6-10
O 4	Georgia Tech	A	-/-	L	0-30
O 11	Virginia Tech	A	-/-	L	10-13
O 18	Florida	A	-/14	L	8-34
O 25	Auburn	H	-/-	L	14-17
N 1	Clemson	A	-/-	W	43- 7
N 8	Memphis State	H	-/-	L	14-17
N 15	Miami**	H	-/-	L	22-24
N 22	Houston	A	-/-	W	33-22
187-213					



BOBBY BOWDEN
(1976-2009) 316-97-4*

Bobby Bowden spent 34 years at the helm of the Seminole program that he resurrected beginning in 1976. By far the winningest coach in school history, Bowden accumulated more wins than the previous seven head coaches combined. He finished his career as major college football's all-time second-winningest coach.

Bowden took the Florida State program to the top of the college football world and won two national championships (1993, 1999). Bowden's Seminoles were one of the most dominant bowl teams ever posting a 22-10 record with NCAA records for consecutive bowl wins (10) and consecutive bowl appearances without a loss (14).

Bowden is the only coach in the history of college football to lead teams to 10 or more wins over 14 straight seasons. He is also the only coach ever to lead his team to 14 straight finishes among the Associated Press Top Five.

* Due to sanctions imposed on Florida State by the NCAA, the NCAA recognizes Bowden with 377 overall victories and 304 wins at FSU.

1976 (5-6)

S 11	Memphis State	A	-/-	L	12-21
S 18	Miami	A	-/-	L	0-47
S 25	Oklahoma	A	-/4	L	9-24
O 2	Kansas State	H	-/-	W	20-10
O 9	Boston College	A	-/13	W	28- 9
O 16	Florida	H	-/12	L	26-33

O 23	Auburn	A	-/-	L	19-31
O 30	Clemson	H	-/-	L	12-15
N 6	Southern Miss**	H	-/-	W	30-27
N 13	North Texas State	A	-/-	W	21-20
N 20	Virginia Tech	H	-/-	W	28-21
205-258					

1977 (10-2)
RANKED 14th AP

S 10	Southern Miss	A	-/-	W	35- 6
S 17	Kansas State	A	-/-	W	18-10
S 24	Miami	H	-/-	L	17-23
O 1	Oklahoma State	A	-/-	W	25-17
O 8	Cincinnati	H	-/-	W	14- 0
O 22	Auburn	H	-/-	W	24- 3
O 29	North Texas State**	H	20/-	W	35-14
N 5	Virginia Tech	A	15/-	W	23-21
N 12	Memphis State	H	16/-	W	30- 9
N 19	San Diego State	A	13/-	L	16-41
D 3	Florida	A	19/-	W	37- 9
Tangerine Bowl					
D 23	Texas Tech	N	-/-	W	40-17
314-170					

1978 (8-3)

S 9	Syracuse	A	17/-	W	28- 0
S 16	Oklahoma State	H	16/-	W	38-20
S 23	Miami	A	13/-	W	31-21
S 30	Houston	H	10/-	L	21-27
O 7	Cincinnati	H	18/-	W	26-21
O 14	Mississippi State	A	15/-	L	27-55
O 21	Pittsburgh	A	-/15	L	3- 7
O 28	Southern Miss	A	-/-	W	38-16
N 11	Virginia Tech	H	-/-	W	24-14
N 18	Navy**	H	-/-	W	38- 6
N 25	Florida	H	-/-	W	38-21
312-208					

1979 (11-1)
RANKED 6th AP

S 8	Southern Miss	H	19/-	W	17-14
S 15	Arizona State	N	18/-	W	31- 3
S 22	Miami	H	14/-	W	40-23
S 29	Virginia Tech	A	12/-	W	17-10
O 6	Louisville	A	9/-	W	27- 0
O 13	Mississippi State	H	9/-	W	17- 6
O 27	Louisiana State	A	8/-	W	24-19
N 3	Cincinnati	A	6/-	W	26-21
N 10	South Carolina**	H	7/19	W	27- 7
N 17	Memphis State	H	5/-	W	66-17
N 23	Florida	A	5/-	W	27-16
Orange Bowl					
J 1	Oklahoma	N	4/-	L	7-24
326-160					

1980 (10-2)
RANKED 5th AP

S 6	Louisiana State	A	13/-	W	16- 0
S 13	Louisville	H	10/-	W	52- 0
S 20	East Carolina	H	9/-	W	63- 7
S 27	Miami	A	9/-	L	9-10
O 4	Nebraska	A	16/3	W	18-14
O 11	Pittsburgh**	H	11/4	W	36-22
O 18	Boston College	H	7/-	W	41- 7
O 25	Memphis State	A	6/-	W	24- 3
N 1	Tulsa	H	5/-	W	45- 2
N 8	Virginia Tech	H	3/-	W	31- 7
D 6	Florida	H	3/19	W	17-13
Orange Bowl					
J 1	Oklahoma	N	2/4	L	17-18
369-103					

1981 (6-5)

S 5	Louisville	H	19/-	W	17- 0
S 12	Memphis State	H	18/-	W	10- 5
S 19	Nebraska	A	19/17	L	14-34
O 3	Ohio State	A	20/7	W	36-27
O 10	Notre Dame	A	20/-	W	19-13
O 17	Pittsburgh	A	11/13	L	14-42
O 24	Louisiana State	A	20/-	W	38-14
O 31	Western Carolina**	H	17/-	W	56-31
N 7	Miami	H	14/13	L	19-27
N 14	Southern Miss	H	20/14	L	14-58
N 28	Florida	A	-/-	L	3-35
240-286					

1982 (9-3)
RANKED 13th AP

S 4	Cincinnati	H	-/-	W	38-31
S 18	Pittsburgh	H	-/2	L	17-37
S 25	Southern Miss	A	-/-	W	24-17
O 2	Ohio State	A	-/-	W	34-17
O 9	Southern Illinois**	H	-/-	W	59- 8
O 16	East Carolina	H	19/-	W	56-17
O 30	Miami	A	14/16	W	24- 7
N 6	South Carolina	A	12/-	W	56-26
N 13	Louisville	H	9/-	W	49-14
N 20	Louisiana State	A	7/12	L	21-55
D 4	Florida	H	15/-	L	10-13
Gator Bowl					
D 30	West Virginia	N	-/10	W	31-12
419-254					



YEAR-BY-YEAR RESULTS

1983 (8-4)

S 3	East Carolina	H	7/-	W	47-46
S 10	Louisiana State	A	12/13	W	40-35
S 17	Tulane*	A	9/-	L	28-34
O 1	Auburn	A	17/10	L	24-27
O 8	Pittsburgh	A	-/-	L	16-17
O 15	Cincinnati**	H	-/-	W	43-17
O 20	Louisville	H	-/-	W	51- 7
O 29	Arizona State	A	-/-	W	29-26
N 5	South Carolina	H	-/-	W	45-30
N 12	Miami	H	-/6	L	16-17
D 3	Florida	A	-/12	L	14-53
Peach Bowl					
D 31	North Carolina	N	-/-	W	28- 3
381-312					

1984 (7-3-2) RANKED 17th AP

S 1	East Carolina	H	20/-	W	48-17
S 15	Kansas	A	18/-	W	42-16
S 22	Miami	A	15/4	W	38- 3
S 29	Temple**	H	9/-	W	44-27
O 6	Memphis State	A	6/-	T	17-17
O 13	Auburn	H	9/16	L	41-42
O 20	Tulane	H	15/-	W	27- 6
N 3	Arizona State	A	15/-	W	52-44
N 10	South Carolina	A	14/5	L	26-38
N 17	Tennessee-Chatta.	H	17/-	W	37- 0
D 1	Florida	H	12/3	L	17-27
Citrus Bowl					
D 22	Georgia	N	-/-	T	17-17
406-254					

1985 (9-3) RANKED 15th AP

A 31	Tulane	A	17/-	W	38-12
S 7	Nebraska	A	7/10	W	17-13
S 21	Memphis State	H	6/-	W	19-10
S 28	Kansas	H	4/-	W	24-20
O 12	Auburn	A	4/12	L	27-59
O 19	Tulsa	H	13/-	W	76-14
O 26	North Carolina	A	11/-	W	20-10
N 2	Miami	H	10/11	L	27-35
N 9	South Carolina	H	16/-	W	56-14
N 16	Western Carolina**	H	15/-	W	50-10
N 30	Florida	A	12/6	L	14-38
Gator Bowl					
D 30	Oklahoma State	N	18/19	W	34-23
402-258					

1986 (7-4-1)

A 30	Toledo	H	11/-	W	24- 0
S 6	Nebraska	A	11/8	L	17-34
S 20	North Carolina	H	15/-	T	10-10
S 27	Michigan	A	20/5	L	18-20
O 11	Tulane	H	-/-	W	54-21
O 18	Wichita State	H	-/-	W	59- 3
O 25	Louisville	A	20/-	W	54-18
N 1	Miami	A	-/1	L	23-41
N 8	South Carolina	A	-/-	W	45-28
N 15	Southern Miss**	H	-/-	W	49-13
N 29	Florida	H	-/-	L	13-17
All-American Bowl					
D 31	Indiana	N	-/-	W	27-13
393-218					

1987 (11-1) RANKED 2ND AP

S 5	Texas Tech	H	8/-	W	40-16
S 12	East Carolina	A	8/-	W	44- 3
S 19	Memphis State	H	7/-	W	41-24
S 26	Michigan State	A	6/-	W	31- 3
O 3	Miami	H	4/3	L	25-26
O 10	Southern Miss	A	6/-	W	61-10
O 17	Louisville	H	4/-	W	32- 9
O 31	Tulane**	H	4/-	W	73-14
N 7	Auburn	A	4/6	W	34- 6
N 14	Furman	H	4/-	W	41-10
N 28	Florida	A	3/-	W	28-14
Fiesta Bowl					
J 1	Nebraska	N	3/5	W	31-28
481-163					

1988 (11-1) RANKED 3rd AP

S 3	Miami	A	1/8	L	0-31
S 10	Southern Miss	H	10/-	W	49-13
S 17	Clemson	A	10/3	W	24-21
S 24	Michigan State	H	9/-	W	30- 7
O 1	Tulane	A	6/-	W	48-28
O 8	Georgia Southern**	H	6/-	W	28-10
O 15	East Carolina	H	5/-	W	45-21
O 22	Louisiana Tech	H	7/-	W	66- 3
N 5	South Carolina	A	5/15	W	59- 0
N 12	Virginia Tech	H	5/-	W	41-14
N 26	Florida	H	5/-	W	52-17
Sugar Bowl					
J 2	Auburn	N	4/7	W	13- 7
455-172					

1989 (10-2) RANKED 3rd AP

S 2	Southern Miss	N	6/-	L	26-30
S 9	Clemson	H	-/10	L	23-34
S 16	Louisiana State	H	-/21	W	31-21
S 23	Tulane	H	-/-	W	59- 9
O 7	Syracuse	A	25/17	W	41-10
O 14	Virginia Tech	A	19/-	W	41- 7
O 21	Auburn	H	9/11	W	22-14
O 28	Miami	H	6/2	W	24-10
N 4	South Carolina**	H	5/-	W	35-10
N 18	Memphis State	H	5/-	W	57-20
D 2	Florida	A	6/-	W	24-17
Fiesta Bowl					
J 1	Nebraska	N	5/6	W	41-17
424-199					

1990 (10-2) RANKED 4th AP

S 8	East Carolina	N	3/-	W	45-24
S 15	Georgia Southern	H	3/-	W	48- 6
S 22	Tulane	A	2/-	W	31-13
S 29	Virginia Tech	H	2/-	W	39-28
O 6	Miami	A	2/9	L	22-31
O 20	Auburn	A	7/5	L	17-20
O 27	Louisiana State	H	12/-	W	42- 3
N 3	South Carolina	A	12/-	W	41-10
N 10	Cincinnati**	H	9/-	W	70-21
N 17	Memphis State	N	9/-	W	35- 3
D 1	Florida	H	8/6	W	45-30
Blockbuster Bowl					
D 29	Penn State	N	6/7	W	24-17
459-206					

1991 (11-2) RANKED 4th AP

A 29	Brigham Young	N	1/19	W	44-28
S 7	Tulane	H	1/-	W	38-11
S 14	Western Michigan	H	1/-	W	58- 0
S 28	Michigan	A	1/3	W	51-31
O 5	Syracuse	H	1/10	W	46-14
O 12	Virginia Tech	N	1/-	W	33-20
O 19	Mid Tenn State**	H	1/-	W	39-10
O 26	Louisiana State	A	1/-	W	27-16
N 2	Louisville	A	1/-	W	40-15
N 9	South Carolina	H	1/-	W	38-10
N 16	Miami	H	1/2	L	16-17
N 30	Florida	A	3/5	L	9-14
Cotton Bowl					
J 1	Texas A&M	N	5/9	W	10- 2
449-188					

1992 (11-1, 8-0) RANKED 2nd AP - ACC Champions

S 5	Duke	H	4/-	W	48-21
S 12	Clemson	A	5/15	W	24-20
S 19	NC State	A	3/16	W	34-13
S 26	Wake Forest	H	3/-	W	35- 7
O 3	Miami	A	3/2	L	16-19
O 10	North Carolina	H	8/-	W	36-13
O 17	Georgia Tech	A	6/16	W	29-24
O 31	Virginia	A	6/23	W	13- 3
N 7	Maryland**	H	6/-	W	69-21
N 14	Tulane	H	5/-	W	70- 7
N 28	Florida	H	3/6	W	45-24
Orange Bowl					
J 1	Nebraska	N	3/11	W	27-14
446-186					

1993 (12-1, 8-0) RANKED 1st AP National Champions - ACC Champions

A 28	Kansas	N	1/-	W	42- 0
S 4	Duke	A	1/-	W	45- 7
S 11	Clemson	H	1/17	W	57- 0
S 18	North Carolina	A	1/13	W	33- 7
O 2	Georgia Tech	H	1/-	W	51- 0
O 9	Miami	H	1/3	W	28-10
O 16	Virginia	H	1/15	W	40-14
O 30	Wake Forest**	H	1/-	W	54- 0
N 6	Maryland	A	1/-	W	49-20
N 13	Notre Dame	A	1/2	L	24-31
N 20	NC State	H	2/-	W	62- 3
N 27	Florida	A	1/7	W	33-21
Orange Bowl					
J 1	Nebraska	N	1/2	W	18-16
536-129					

1994 (10-1-1, 8-0) RANKED 4th AP - ACC Champions

S 3	Virginia	H	4/-	W	41-17
S 10	Maryland	A	4/-	W	52-20
S 17	Wake Forest	A	3/-	W	56-14
S 24	North Carolina	H	3/13	W	31-18
O 8	Miami	A	3/13	L	20-34
O 22	Clemson**	H	10/-	W	17- 0
O 29	Duke	H	9/13	W	59-20
N 5	Georgia Tech	A	8/-	W	41-10
N 12	Notre Dame	N	8/-	W	23-16
N 19	NC State	A	8/22	W	34- 3
N 26	Florida	H	7/4	T	31-31
Sugar Bowl					
J 2	Florida	N	7/5	W	23-17
428-200					

1995 (10-2, 7-1) RANKED 4th AP - ACC Champions

S 2	Duke	N	1/-	W	70-26
S 9	Clemson	A	1/-	W	45-26
S 16	NC State	H	1/-	W	77-17
S 23	Central Florida	H	1/-	W	46-14
O 7	Miami	H	1/-	W	41-17
O 14	Wake Forest**	H	1/-	W	72-13
O 21	Georgia Tech	H	1/-	W	42-10
N 2	Virginia	A	2/24	L	28-33
N 11	North Carolina	A	6/-	W	29-12
N 18	Maryland	H	6/-	W	59-17
N 25	Florida	A	6/3	L	24-35
Orange Bowl					
J 1	Notre Dame	N	7/6	W	31-26
563-246					

1996 (11-1, 8-0) RANKED 3rd AP - ACC Champions

S 7	Duke	H	3/-	W	44- 7
S 19	NC State	A	3/-	W	51-17
S 28	North Carolina	H	2/11	W	13- 0
O 5	Clemson	H	2/-	W	34- 3
O 12	Miami	A	3/6	W	34-16
O 26	Virginia**	H	3/14	W	31-24
N 2	Georgia Tech	A	3/-	W	49- 3
N 9	Wake Forest	N	3/-	W	44- 7
N 16	Southern Miss	H	3/25	W	54-14
N 23	Maryland	N	3/-	W	48-10
N 30	Florida	H	2/1	W	24-21
Sugar Bowl					
J 2	Florida	N	1/3	L	20-52
446-174					

1997 (11-1, 8-0) RANKED 3rd AP - ACC Champions

S 6	Southern Cal	A	5/23	W	14- 7
S 13	Maryland	H	5/-	W	50- 7
S 20	Clemson	A	5/16	W	35-28
O 4	Miami	H	4/-	W	47- 0
O 11	Duke	A	4/-	W	51-27
O 18	Georgia Tech	H	4/21	W	38- 0
O 25	Virginia	A	3/-	W	47-21
N 1	NC State**	H	3/-	W	48-35
N 8	North Carolina	A	3/5	W	20- 3
N 15	Wake Forest	H	3/-	W	58- 7
N 22	Florida	A	2/10	L	29-32
Sugar Bowl					
J 1	Ohio State	N	4/9	W	31-14
468-181					

1998 (11-2, 7-1) RANKED 3rd AP - ACC Champions

A 31	Texas A&M	N	2/15	W	23-14
S 12	NC State	A	2/-	L	7-24
S 19	Duke	H	11/-	W	62-13
S 26	Southern Cal	H	10/18	W	30-10
O 3	Maryland	A	9/-	W	24-10
O 10	Miami	A	8/-	W	26-14
O 17	Clemson**	H	6/-	W	48- 0
O 24	Georgia Tech	A	6/20	W	34- 7
O 31	North Carolina	H	5/-	W	39-13
N 7	Virginia	H	6/12	W	45-14
N 14	Wake Forest	A	5/-	W	24- 7
N 21	Florida	H	5/4	W	23-12
Fiesta Bowl					
J 4	Tennessee	N	2/1	L	16-23
401-161					

1999 (12-0, 8-0) RANKED 1st AP National Champions - ACC Champions

A 28	Louisiana Tech	H	1/-	W	41- 7
S 11	Georgia Tech	H	1/10	W	41-35
S 18	NC State	H	1/20	W	42-11
S 25	North Carolina	A	1/-	W	42-10
O 2	Duke	N	1/-	W	51-23
O 9	Miami	H	1/19	W	31-21
O 16	Wake Forest**	H	1/-	W	33-10
O 23	Clemson	A	1/-	W	17-14
O 30	Virginia	A	1/-	W	35-10
N 13	Maryland	H	1/-	W	49-10
N 20	Florida	A	1/3	W	30-23
Sugar Bowl					
J 4	Virginia Tech	N	1/2	W	46-29
458-203					

2000 (11

YEAR-BY-YEAR RESULTS

2001 (8-4, 6-2) RANKED 15th AP

S 1	Duke	A	6/-	W	55-13
S 8	UAB	H	6/-	W	29- 7
S 22	North Carolina	A	6/-	L	9-41
S 29	Wake Forest	H	18/-	W	48-24
O 13	Miami	H	14/2	L	27-49
O 20	Virginia	A	21/-	W	43- 7
O 27	Maryland	H	19/10	W	52-31
N 3	Clemson	A	14/-	W	41-27
N 10	NC State**	H	10/-	L	28-34
N 17	Florida	A	21/3	L	13-37
D 1	Georgia Tech	H	-/-	W	28-17
Gator Bowl					
J 1	Virginia Tech	N	24/15	W	30-17
403-304					

2002 (9-5, 7-1) RANKED 21st AP - ACC Champions

A 24	Iowa State	N	5/-	W	38-31
A 31	Virginia	H	5/-	W	40-19
S 14	Maryland	A	5/-	W	37-10
S 21	Duke	H	5/-	W	48-17
S 26	Louisville (OT)	A	4/-	L	20-26
O 3	Clemson	H	11/-	W	48-31
O 12	Miami	A	9/1	L	27-28
O 26	Notre Dame	H	11/6	L	24-34
N 2	Wake Forest	A	18/-	W	34-21
N 9	Georgia Tech	A	17/-	W	21-13
N 16	North Carolina**	H	15/-	W	40-14
N 23	NC State	A	14/-	L	7-17
N 30	Florida	H	23/14	W	31-14
Sugar Bowl					
J 1	Georgia	N	16/4	L	13-26
428-301					

2003 (10-3, 7-1) RANKED 11th AP - ACC Champions

A 30	North Carolina	A	13/-	W	37- 0
S 6	Maryland	H	11/-	W	35-10
S 13	Georgia Tech	H	10/-	W	14-13
S 20	Colorado	H	10/-	W	47- 7
S 27	Duke	A	6/-	W	56- 7
O 11	Miami	H	5/2	L	14-22
O 18	Virginia	A	7/-	W	19-14
O 25	Wake Forest	H	6/-	W	48-24
N 1	Notre Dame	A	5/-	W	37- 0
N 8	Clemson	A	3/-	L	10-26
N 15	NC State** (2 OT)	H	13/-	W	50-44
N 29	Florida	A	9/11	W	38-34
Orange Bowl					
J 4	Miami	N	9/10	L	14-16
419-217					

2004 (9-3, 6-2) RANKED 15th AP

S 10	Miami (OT)	A	4/5	L	10-16
S 18	UAB	H	8/-	W	34- 7
S 25	Clemson	H	8/-	W	41-22
O 2	North Carolina	H	9/-	W	38-16
O 9	Syracuse	A	8/-	W	17-13
O 16	Virginia	H	7/6	W	36- 3
O 23	Wake Forest	A	5/-	W	20-17
O 30	Maryland	A	5/-	L	17-20
N 6	Duke**	H	13/-	W	29- 7
N 11	NC State	A	11/-	W	17-10
N 20	Florida	H	10/-	L	13-20
Gator Bowl					
J 1	West Virginia	N	17/-	W	30-18
302-169					

2005 (8-5, 5-3) RANKED 22nd AP - ACC Champions

S 5	Miami	H	14/9	W	10- 7
S 10	The Citadel	H	11/-	W	62-10
S 17	Boston College	A	8/17	W	28-17
O 1	Syracuse	H	6/-	W	38-14
O 8	Wake Forest	H	4/-	W	41-24
O 15	Virginia	A	4/-	L	21-26
O 22	Duke	A	11/-	W	55-24
O 29	Maryland**	H	10/-	W	35-27
N 5	NC State	H	9/-	L	15-20
N 12	Clemson	A	17/-	L	14-35
N 26	Florida	A	23/19	L	7-34
ACC Championship					
D 3	Virginia Tech	N	-/5	W	27-22
Orange Bowl					
J 3	Penn State (3 OT)	N	22/3	L	23-26
376-286					

2006 (7-6, 3-5)

S 4	Miami	A	11/12	W	13-10
S 9	Troy	H	9/-	W	24-17
S 16	Clemson	H	9/-	L	20-27
S 23	Rice?	H	19/-	W	55- 7
O 5	NC State	A	17/-	L	20-24
O 14	Duke?	A	-/-	W	51-24
O 21	Boston College	H	-/-	L	19-24
O 28	Maryland	A	-/-	L	24-27
N 4	Virginia?	H	-/-	W	33- 0
N 11	Wake Forest	H	-/18	L	0-30
N 18	Western Michigan**?	H	-/-	W	28-20
N 25	Florida	H	-/4	L	14-21
Emerald Bowl					
D 27	UCLA?	N	-/-	W	44-27
345-258					



10-win seasons recorded by legendary coach Bobby Bowden (1976-2009)

2007 (7-6, 4-4)

S 3	Clemson	A	21/-	L	18-24
S 8	UAB?	H	-/-	W	34-24
S 15	Colorado?	A	-/-	W	16-6
S 29	Alabama?	N	-/22	W	21-14
O 6	NC State?	H	-/-	W	27-10
O 11	Wake Forest	A	21/-	L	21-24
O 20	Miami	H	-/-	L	29-37
O 27	Duke**?	H	-/-	W	25-6
N 3	Boston College?	A	-/2	W	27-17
N 10	Virginia Tech	A	-/11	L	21-40
N 17	Maryland?	H	-/-	W	24-16
N 24	Florida	A	-/12	L	12-45
Music City Bowl					
D 31	Kentucky	N	-/-	L	28-35
303-298					

2008 (9-4, 5-3) RANKED 21st AP

S 6	Western Carolina	H	-/-	W	69-0
S 13	Chattanooga	H	-/-	W	46-7
S 20	Wake Forest	H	24/18	L	3-12
S 27	Colorado	N	-/-	W	39-21
O 4	Miami	A	-/-	W	41-39
O 16	NC State	A	-/-	W	26-17
O 25	Virginia Tech	H	24/-	W	30-20
N 1	Georgia Tech	A	16/-	L	28-31
N 8	Clemson	H	24/-	W	41-27
N 15	Boston College**	H	20/-	L	17-27
N 22	Maryland	A	-/22	W	37-3
N 29	Florida	H	23/2	L	15-45
Champs Sports Bowl					
D 27	Wisconsin	N	-/-	W	42-13
434-262					

2009 (7-6, 4-4)

S 7	Miami	H	18/-	L	34-38
S 12	Jacksonville State	H	-/-	W	19-9
S 19	Brigham Young	A	-/7	W	54-28
S 26	South Florida	H	18/-	L	7-17
O 3	Boston College	A	-/-	L	21-28
O 10	Georgia Tech	H	-/22	L	44-49
O 22	North Carolina	A	-/-	W	30-27
O 31	NC State**	H	-/-	W	45-42
N 7	Clemson	A	-/-	L	24-40
N 14	Wake Forest	A	-/-	W	41-28
N 21	Maryland	H	-/-	W	29-26
N 28	Florida	A	-/1	L	10-37
Gator Bowl					
J 1	West Virginia	N	-/18	W	33-21
390-391					

JIMBO FISHER (2010-Present) 19-8-0



Jimbo Fisher took over the helm at Florida State in 2010 after being named the successor to legendary coach Bobby Bowden on Jan. 5, 2010. In just his first-year, Fisher guided the Seminoles to a final ranking of No. 16 in the USA Today Coaches Poll. He led Florida State to the 2010 Chick-fil-A Bowl Championship after a season sweep of in-state rivals Miami and Florida, an ACC Atlantic Division Title and the program's first 10-win season since 2003. His 10 wins were the most by a first-year head at FSU and the third-most by a rookie coach in the ACC history. In Fisher's second year in 2011, the Seminoles swept in-state rivals Miami and Florida for the second straight year marking the first time since 1998-99 that FSU recorded back-to-back sweeps of the Hurricanes and Gators. FSU also won its fourth straight bowl game with a win over Notre Dame in the Champs Sports Bowl.

2010 (10-4, 6-2) Ranked 16th AP

S 4	Samford	H	20/-	W	59-6
S 11	Oklahoma	A	17/10	L	17-47
S 18	Brigham Young	H	17/-	W	34-10
S 25	Wake Forest	H	-/-	W	31-0
O 2	Virginia	A	-/-	W	34-10
O 9	Miami (Fla.)	A	23/13	W	45-17
O 16	Boston College	H	16/-	W	24-19
O 28	NC State	A	16/-	L	24-28
N 6	North Carolina	H	24/-	L	35-37
N 13	Clemson	H	-/-	W	16-13
N 20	Maryland	A	-/-	W	30-16
N 27	Florida	H	22/-	W	31-7
ACC Championship					
D 4	Virginia Tech	N	20/12	L	33-44
Chick-fil-A Bowl					
D 31	South Carolina	N	23/19	W	26-17
439-271					

2011 (9-4, 5-3) RANKED 23rd AP

S 3	Louisiana-Monroe	H	6/-	W	34-0
S 10	Charleston Southern	H	5/-	W	62-10
S 17	Oklahoma	H	5/1	L	13-23
S 24	Clemson	A	11/21	L	30-35
O 8	Wake Forest	A	23/-	L	30-35
O 15	Duke	A	-/-	W	41-16
O 22	Maryland	H	-/-	W	41-16
O 29	NC State	H	-/-	W	34-0
N 3	Boston College	A	24/-	W	38-7
N 12	Miami	H	-/-	W	23-19
N 19	Virginia	H	23/-	L	13-14
N 26	Florida	A	-/-	W	21-7
Champs Sports Bowl					
D 29	Notre Dame	N	25/-	W	18-14
398-196					

*Won by forfeit; **Homecoming;
? Vacated victory due to sanctions imposed by NCAA

Coaches' Cumulative Records

Name	Tenure	Years	W-L-T	Pct	FSU Pts	OPP Pts
Ed Williamson	1947	1	0-5-0	.000	18	90
Don Veller	1948-52	5	31-12-1	.716	957	510
Tom Nugent	1953-58	6	34-28-1	.548	1,139	927
Perry Moss	1959	1	4-6-0	.400	149	132
Bill Peterson	1960-70	11	62-42-11	.587	2,231	1,620
Larry Jones	1971-73	3	15-19-0	.441	694	729
Darrell Mudra	1974-75	2	4-18-0	.182	317	502
Bobby Bowden*	1976-2009	34	316-97-4	.762	13,627	7,515
Jimbo Fisher	2010-Present	2	19-8-0	.714	837	471
9 Coaches	1947-Present	65	485-235-17	.670	19,969	12,496

*Due to sanctions imposed on Florida State by the NCAA, the NCAA recognizes Coach Bowden with 377 overall victories and 304 wins at FSU.

BOWL GAMES IN REVIEW



1950 CIGAR BOWL

Jan. 2, 1950 | Tampa, FL

Florida State	19
Wofford	6

SCORE BY QUARTERS

	1	2	3	4	F
FSU	0	13	0	7	19
WOF	0	0	0	0	6

SCORING SUMMARY

WOF	Quick recovered fumble for 1 yd. score (Barbere's kick failed)
FSU	Parrish 4 yd. run (Morrical's kick failed)
FSU	Strauss 3 yd. run (Morrical kick)
FSU	Parrish 3 yd. run (Morrical's kick failed)

TEAM STATISTICS

	FSU	WOF
First Downs	22	6
Yards Gained Rushing	287	106
Forwards Attempted	11	7
Forwards Completed	8	3
Yards Forward Passing	92	33
Interceptions-Yards	1-55	1-14
Punting Average	28	40
Total Yds. all Kicks Ret.	59	57
Yards Lost Penalties	45	30
Opp. Fumbles Recovered	2	0



1955 SUN BOWL

Jan. 1, 1955 | El Paso, TX

Texas Western	47
Florida State	20

SCORE BY QUARTERS

	1	2	3	4	F
FSU	7	0	6	7	20
TEP	7	27	13	0	47

SCORING SUMMARY

FSU	Massey 1-yard run (Graham kick)
TEP	Rutledge 56-yard pass from Whittenton (Whittenton kick)
TEP	Whittenton 7-yard run (kick failed)
TEP	Bob Forrest 45-yard run (Whittenton kick)
TEP	Dick Forrest 19-yard pass from Whittenton (Whittenton kick)
TEP	Rutledge 16-yard pass from Whittenton (Whittenton kick)
TEP	Bob Forrest 11-yard run (Whittenton kick)
FSU	Feamster 57-yard pass from Swantic (kick blocked)
TEP	Whittenton 2-yard run (kick failed)
FSU	Odom 16-yard pass from Feamster (Graham kick)
FSU	Parrish 4 yd. run (Morrical's kick failed)
FSU	Strauss 3 yd. run (Morrical kick)
FSU	Parrish 3 yd. run (Morrical's kick failed)



1958 BLUEGRASS BOWL

Dec. 13, 1958 | Louisville, KY

Oklahoma State	15
Florida State	6

SCORE BY QUARTERS

	1	2	3	4	F
FSU	0	0	0	6	6
OSU	0	7	8	0	15

SCORING SUMMARY

OSU	D. Wood 17 yd. run (J. Wood kick), 14:31
OSU	D. Wood 1 yd. run (D. Wood pass from Soergel), :07
FSU	Meyer 39 yd. pass from Majors (Prinzi run failed), 13:52
FSU	Parrish 3 yd. run (Morrical's kick failed)

TEAM STATISTICS

	FSU	OSU
First Downs	12	23
Rushes - Yards	28-100	76-298
Passing Yards	185	77
Comp.-Att.-Int.	9-22-4	6-12-1
Plays-Total Offense	58-285	97-375
Punt Return Yards	2	0
Punts - Average	2-30	5-30
Fumbles - Lost	2-2	1-1
Interceptions - Yards	1-4	4-38
Penalties - Yards	3-25	6-65
Third Down Cov.	10-15	11-20

INDIVIDUAL STATISTICS

RUSHING: FSU - Pickard 14-44, Prinzi 7-30, Renn 2-13, Majors 3-12, Whitehead 1-1, McCormack 1-0; OSU - Campbell 26-130, D. Wood 17-81, Wiggins 12-59, Banfield 7-34, Rundlee 3-7, Sewell 4-3, Wagner 1-1, Cross 1-(-5), Soergel 1-(-12).
 PASSING: FSU - Majors 5-9-1-116, Prinzi 3-8-3-44, McCormack 1-4-0-25, Renn 0-1-0-0; OSU - Soergel 6-12-1-77.
 RECEIVING: FSU - Romeo 3-62, Espenship 2-22, Renn 2-48, Meyer 1-39, Pasqual 1-14; OSU - Wiggins 2-38, D. Wood 2-23, Harkey 1-7, J. Wood 1-9.



1965 GATOR BOWL

Jan. 2, 1965 | Jacksonville, FL

Florida State	36
Oklahoma	19

SCORE BY QUARTERS

	1	2	3	4	F
FSU	6	18	6	6	36
OK	7	0	6	6	19

SCORING SUMMARY


FSU	Ehler 69 yd. int. return (Spoonster kick failed), 11:40
OK	Kennedy one yd. run (Metcalfe kick), 1:53
FSU	Biletnikoff 15 yd. pass from Tensi (Tensi pass intercepted), 12:16
FSU	Biletnikoff 14 yd. pass from Tensi (Tensi pass failed), 6:23
FSU	Biletnikoff 9 yd. pass from Tensi (Tensi pass failed), :37
OK	Pannell one yd. run (Brown pass failed), 4:26
FSU	Floyd 15 yd. pass from Tensi (Tensi pass failed), :00
OK	Hart 95 yd. pass from Fletcher (Pannell pass failed), 11:22
FSU	Biletnikoff 6 yd. pass from Tensi (Spoonster kick), 4:40

TEAM STATISTICS

	FSU	OK
First Downs	29	13
Rushes - Yards	39-217	27-209
Passing Yards	303	209
Comp.-Att.-Int.	23-36-4	10-22-1
Plays-Total Offense	73-520	70-280
Punt Return Yards	4	1
Punts - Average	1-26	6-38
Fumbles - Lost	2-2	2-1
Interceptions - Yards	4-35	1-69
Penalties - Yards	7-52	3-35
Third Down Cov.	9-13	9-17

INDIVIDUAL STATISTICS

RUSHING: FSU - Green 2-10, Giardino 7-82, Spooner 27-125; OK - Kennedy 13-32, Ringer 7-41, Page 10-(-22), L. Brown 7-17, Pannell 3-2, Mayhue 1-3, Fletcher 1-1.
 PASSING: FSU - Tensi 23-36-303-4; OK - Page 7-15-92-1, Fletcher 3-7-117-0.
 RECEIVING: FSU - Biletnikoff 13-192, Floyd 5-52, Giardino 2-14, Blankenship 1-12, Spooner 1-17, Dawson 1-16; OK - Hart 6-165, Ringer 1-17, Brown 2-15, Pannell 1-12.



1966 SUN BOWL

Dec. 24, 1966 | El Paso, TX

Wyoming	28
Florida State	20

SCORE BY QUARTERS

	1	2	3	4	F
FSU	0	14	0	6	20
WYO	7	0	14	7	28

SCORING SUMMARY

WYO	Kiick one yd. run (DePoyster kick), 4:43
FSU	Sellers 49 yd. pass from Paicic (Loner kick), 1:39
WYO	Marion 39 yd. pass from Egloff (DePoyster kick), 12:48
WYO	Kiick 43 yd. run (DePoyster kick), 10:46
WYO	Egloff one yd. run (DePoyster kick), 2:42
FSU	Sellers 23 yd. pass from Hammond (Hammond pass failed), 1:09

TEAM STATISTICS

	FSU	WYO
First Downs	13	14
Rushes - Yards	31-21	42-229
Passing Yards	293	135
Comp.-Att.-Int.	17-35-2	9-27-0
Plays-Total Offense	67-272	69-364
Punt Return Yards	23	42
Punts - Average	9-40	8-37.3
Fumbles - Lost	4-2	3-2
Interceptions - Yards	2-28	0-0
Penalties - Yards	10-102	4-50
Third Down Cov.	3-16	4-16

INDIVIDUAL STATISTICS

RUSHING: FSU - Paicic 4-23, Moreman 13-11, Mankins 6-10, Green 4-4, Wetherell 1-19, Hammond 3-4; WYO - Egloff 5-42, Kiick 25-135, Grant 1-4, Klacking 5-32, Hamton 6-16.
 PASSING: FSU - Paicic 8-19-78-1, Hammond 9-15-205-1, Moreman 1-0-0-0; WYO - Egloff 9-26-135-0, Tosacano 0-1-0-0.
 RECEIVING: FSU - Sellers 6-160, Fenner 1-11, Wetherell 2-66, Glass 1-7, Cox 2-6, Fenwick 1-9, Taylor 2-33, Moreman 1-1, Mankins 1-3; WYO - Kiick 4-42, Washington 1-21, Davenport 1-9, Marion 3-63.



1967 GATOR BOWL

Dec. 30, 1967 | Jacksonville, FL

Florida State	17
Penn State	17

SCORE BY QUARTERS

	1	2	3	4	F
FSU	0	0	14	3	17
PSU	3	14	0	0	17

SCORING SUMMARY

PSU	Sherman 27 yd. field goal, 2:32
PSU	Curry 9 yd. pass from Sherman (Sherman kick), 4:42
PSU	Kwalick 12 yd. pass from Sherman (Sherman kick), :50
FSU	Sellers 20 yd. pass from Hammond (Guthrie kick), 3:50
FSU	Hammond one yd. run (Guthrie kick), 2:49
FSU	Guthrie 26 yd. field goal, :15

TEAM STATISTICS

	FSU	PSU
First Downs	12	23
Rushes - Yards	26-55	36-175
Passing Yards	363	69
Comp.-Att.-Int.	38-55-4	6-19-3
Plays-Total Offense	81-418	55-244
Punt Return Yards	35	4
Punts - Average	4-30	7-40
Fumbles - Lost	1-0	3-2
Interceptions - Yards	3-23	4-55
Penalties - Yards	4-40	1-5
Third Down Cov.	8-18	3-14

INDIVIDUAL STATISTICS

RUSHING: FSU - Hammond 9-(-9), Green 12-27, Gunter 2-15, Moreman 3-22; PSU - Sherman 6-24, Pittman 19-124, Lucyk 7-12, Kwalick 1-7, Grimes 3-8.
 PASSING: FSU - Hammond 37-53-362-4, Cheshire 1-1-1-0, Moreman 0-1-0-0; PSU - Sherman 6-19-69-3.
 RECEIVING: FSU - Sellers 14-145, Fenner 8-87, Moreman 12-106, Taylor 1-11, Glass 1-11, Green 2-3; PSU - Kwalick 2-25, Curry 2-22, Lucyk 2-22.

FSU's Bowl Record

Bowl	W	L	T
All-American	1	0	0
Blockbuster	1	0	0
Bluegrass	0	1	0
Champs Sports*	2	0	0
Chick-fil-A Bowl+	2	1	1
Cigar	1	0	0
Citrus*	1	0	1
Cotton	1	0	0
Emerald^	1	0	0
Fiesta	2	2	0
Gator	6	0	1
Music City	0	1	0
Orange	3	5	0
Peach	1	1	0
Sugar	4	2	0
Sun	2	2	0
Total	25	14	2

*Formerly the Tangerine Bowl

^Vacated victory due to sanctions imposed by NCAA.

+ Formerly the Peach Bowl

BOWL GAMES IN REVIEW



1968 PEACH BOWL

Dec. 30, 1968 | Atlanta, GA

Louisiana State	31
Florida State	27

SCORE BY QUARTERS

	1	2	3	4	F
FSU	7	6	0	14	27
LSU	0	10	14	7	31

SCORING SUMMARY


FSU	Bailey 36 yd. run (Guthrie kick)
FSU	Gunter 75 yd. pass from Cappelman (Guthrie kick failed)
LSU	Burns 39 yd. punt return (Lumpkin kick)
LSU	Lumpkin 32 yd. field goal
LSU	Hamlett 11 yd. pass from Hillman (Lumpkin kick)
LSU	Stobler 11 yd. pass from Hillman (Lumpkin kick)
FSU	Sellers 7 yd. pass from Cappelman (Cappelman pass failed)
FSU	Sellers 4 yd. pass from Cappelman (Glass pass from Cappelman)
LSU	LeBlanc 3 yd. run (Lumpkin kick)

TEAM STATISTICS

	FSU	LSU
First Downs	19	22
Rushes - Yards	34-92	43-151
Passing Yards	221	233
Comp.-Att.-Int.	21-41-1	17-30-1
Plays-Total Offense	75-313	73-384
Punt Return Yards	2-8	6-37
Punts - Average	9-34.6	4-41.5
Fumbles - Lost	1-0	5-4
Interceptions - Yards	1-0	1-0
Penalties - Yards	8-90	7-70

INDIVIDUAL STATISTICS

RUSHING: FSU - Bailey 11-75, Gunter 8-30, Gilman 5-9, Pederson 1-3, Cappelman 9(-17); LSU - LeBlanc 14-97, Matte 5-20, Allen 7-17, Nenfield 5-14, Hillman 3-12, Haynes 7(-4), West 1(-5), Smith 1-0.
 PASSING: FSU - Cappelman 21-41-221-1; LSU - Hillman 16-29-229-1, Haynes 1-1-4-0.
 RECEIVING: FSU - Bailey 4-16, Gunter 1-21, Gilman 2-17, Pederson 2-25, Sellers 8-75, Abraira 2-25, Tyson 1-31, Glass 1-12; LSU - Matte 1-4, Nenfield 2-26, West 2-144, Morel 6-103, Stober 4-62, Hamlett 2-24.



1971 FIESTA BOWL

Dec. 27, 1971 | Tempe, AZ

Arizona State	45
Florida State	38

SCORE BY QUARTERS

	1	2	3	4	F
FSU	10	18	0	10	38
ASU	7	14	10	14	45

SCORING SUMMARY

ASU	Demery 21 yd. pass from White (Ekstrand kick), 9:47
FSU	Magalski one yd. run (Fontes kick), 8:13
FSU	Fontes 30 yd. field goal, 3:23
ASU	Green one yd. run (Elstrand kick), 13:34
FSU	Fontes 25 yd. field goal, 7:35
FSU	Dawson 14 yd. pass from Gaydos through Huff (Dawson pass from Huff), 5:07
ASU	Holden 54 yd. pass from White (Ekstrand kick), :49
FSU	Dawson 10 yd. pass from Huff (Fontes kick), :11
ASU	Ekstrand 34 yd. field goal, 8:25
ASU	Green two yd. run (Ekstrand kick), 1:32
FSU	Fontes 42 yd. field goal, 13:16
ASU	Holden returns Carrell's kick (Ekstrand kick), 6:07
FSU	Dawson 25 yd. pass from Huff (Fontes kick), 4:44
ASU	Green two yd. run (Ekstrand kick), :34

TEAM STATISTICS

	FSU	ASU
First Downs	20	22
Rushes - Yards	34-72	56-200
Passing Yards	361	250
Comp.-Att.-Int.	26-47-2	15-30-0
Plays-Total Offense	81-433	86-450
Punt Return Yards	16	107
Punts - Average	7-42	6-37
Fumbles - Lost	2-0	5-2
Interceptions - Yards	0-0	2-0
Penalties - Yards	8-91	4-37
Time of Possession	27:38	32:22
Third Down Cov.	6-17	11-19

INDIVIDUAL STATISTICS

RUSHING: FSU - Jarrett 8-48, Magalski 17-42, Munroe 5-8, Smith 1-13, Huff 3-39; ASU - Green 24-101, White 11-18, Malone 17-60, Holden 3-21.
 PASSING: FSU - Huff 25-46-347-2, Gaydos 1-1-14-0; ASU - White 15-30-250-0.
 RECEIVING: FSU - Jarrett 2-6, Dawson 8-108, Smith 8-143, Gaydos 5-101, Munroe 1-13, Magalski 1-9, Parris 1-7; ASU - Demery 4-55, Holden 2-66, Beverly 3-33, Petty 4-50, Green 2-46.



1977 TANGERINE BOWL

Dec. 23, 1977 | Orlando, FL

Florida State	40
Texas Tech	17

SCORE BY QUARTERS

	1	2	3	4	F
FSU	3	13	11	13	40
TT	0	3	6	8	17

SCORING SUMMARY

FSU	Cappelen 23 yd. field goal, 5:50
TT	Mock 24 yd. field goal, 10:24
FSU	Key 93 yd. kickoff return (Cappelen kick), 9:37
FSU	Overyby 37 yd. pass from Jordan (Cappelen kick failed), 3:55
FSU	Shumann 40 yd. pass from Jordan (King pass from Jordan), 12:30
FSU	Cappelen 22 yd. field goal, 9:13
TT	Nelson 44 yd. pass from Allison (Allison pass failed), 7:46
FSU	Overyby 15 yd. pass from Jordan (Cappelen kick), 3:39
TT	Taylor 21 yd. run (Taylor pass from Allison), 2:01
FSU	Sanders 44 yd. pass from Woodham (Cappelen kick), :48

TEAM STATISTICS

	FSU	TT
First Downs	22	21
Rushes - Yards	37-85	44-99
Passing Yards	455	279
Comp.-Att.-Int.	25-35-0	18-28-2
Plays-Total Offense	72-540	72-378
Punt Return Yards	5	11
Punts - Average	3-35.6	7-29.6
Fumbles - Lost	2-2	3-2
Interceptions - Yards	2-4	0-0
Penalties - Yards	10-130	3-50
Third Down Cov.	4-8	5-18

INDIVIDUAL STATISTICS

RUSHING: FSU - Key 21-83, Lyles 10-36, Stockstill 1-5, Jordan 3(-19), Shumann 1(-14), Kennedy 1(-6); TT - Taylor 19-60, Allison 13-1, Julian 4-8, Adkins 2-7, Hadnot 3-15, Nelson 1-8, Orr 1-6, Bailey 1(-6).
 PASSING: FSU - Jordan 18-25-311-0, Woodham 7-10-144-0, Stockstill 0-0-0-0; TT - Allison 17-27-243-2, Taylor 1-1-36-0.
 RECEIVING: FSU - Key 6-100, King 6-85, Overyby 4-64, Shumann 4-99, Unglaub 2-39, Lyles 2-24, Sanders 1-44; TT - Taylor 5-34, Nelson 4-99, Hadnot 4-62, Williams 3-57, Adkins 1-20, Julian 1-13.



1980 ORANGE BOWL

Jan. 1, 1980 | Miami, FL

Oklahoma	24
Florida State	7

SCORE BY QUARTERS

	1	2	3	4	F
FSU	7	0	0	0	7
Oklahoma	0	17	0	7	24

SCORING SUMMARY


FSU	Whiting one yd. run (Cappelen kick), 3:24
OK	Watts 61 yd. run (Keeling kick), 11:35
OK	Wilson 5 yd. run (Keeling kick), 10:59
OK	Keeling 24 yd. field goal, 3:08
OK	Sims 22 yd. run on a lateral from Watts (Keeling kick), 1:58

TEAM STATISTICS

	FSU	OK
First Downs	12	23
Rushes - Yards	35-82	59-411
Passing Yards	100	36
Comp.-Att.-Int.	8-27-3	2-4-0
Plays-Total Offense	62-182	63-447
Punt Return Yards	19	75
Punts - Average	9-42.2	4-25
Fumbles - Lost	1-0	5-4
Interceptions - Yards	0-0	3-25
Penalties - Yards	4-20	3-27.5
Time of Possession	27:22	32:38
Third Down Cov.	6-17	9-14

INDIVIDUAL STATISTICS

RUSHING: FSU - Woodham 2-7, Jordan 3(-6), Platt 3-8, Lyles 13-40, Whiting 13-40, Stockstill 1(-7); OK - Watts 15-127, Phelps 2-3, Sims 24-164, Winters 1-25, Overstreet 9-29, Wilson 9-48, Ledbetter 1-10, McKim 1-5.
 PASSING: FSU - Jordan 6-16-76-1, Woodham 2-11-24-2; OK - Watts 2-4-36-0.
 RECEIVING: FSU - Platt 1-22, Lyles 1-9, Whiting 1-4, Johnson 1-17, King 2-24, Childers 2-24; OK - Nixon 2-36.



1981 ORANGE BOWL

Jan. 1, 1981 | Miami, FL

Oklahoma	18
Florida State	17

SCORE BY QUARTERS

	1	2	3	4	F
FSU	0	7	3	7	17
OK	0	3	7	8	18

SCORING SUMMARY

FSU	R. Williams 10 yd. run (Capece kick), :49
OK	Keeling 53 yd. field goal, :00
OK	Overstreet 4 yd. run (Keeling kick), 8:59
FSU	Capece 19 yd. field goal, :13
FSU	Butler recovers fumble in endzone (Capece kick), 11:07
OK	Rhodes 11 yd. pass from Watts (Valora pass from Watts), 1:27

TEAM STATISTICS

	FSU	OK
First Downs	23	18
Rushes - Yards	60-212	55-156
Passing Yards	51	128
Comp.-Att.-Int.	11-15-0	7-12-0
Plays-Total Offense	75-263	67-284
Punt Return Yards	34	84
Punts - Average	4-42.5	2-37
Fumbles - Lost	1-0	7-5
Interceptions - Yards	0-0	0-0
Penalties - Yards	5-58	4-32
Time of Possession	33:28	26:32
Third Down Cov.	8-17	8-16

FSU In Bowl Games Year-By-Year

Season	Bowl	Opponent	Score
1949	Cigar	Wofford	19-6
1954	Sun	Texas Western	20-47
1958	Bluegrass	Oklahoma State	6-15
1964	Gator	Oklahoma	36-19
1966	Sun	Wyoming	20-28
1967	Gator	Penn State	17-17
1968	Peach	Louisiana State	27-31
1971	Fiesta	Arizona State	38-45
1977*	Tangerine	Texas Tech	40-17
1979*	Orange	Oklahoma	7-24
1980*	Orange	Oklahoma	17-18
1982*	Gator	West Virginia	31-12
1983*	Peach	North Carolina	28-3
1984*	Citrus	Georgia	17-17
1985*	Gator	Oklahoma State	34-23
1986*	All-American	Indiana	27-13
1987*	Fiesta	Nebraska	31-28
1988*	Sugar	Auburn	13-7
1989*	Fiesta	Nebraska	41-17
1990*	Blockbuster	Penn State	24-17
1991*	Cotton	Texas A&M	10-2
1992*	Orange	Nebraska	27-14
1993*	Orange	Nebraska	18-16
1994*	Sugar	Florida	23-17
1995*	Orange	Notre Dame	31-26
1996*	Sugar	Florida	20-52
1997*	Sugar	Ohio State	31-14
1998*	Fiesta	Tennessee	16-23
1999*	Sugar	Virginia Tech	46-29
2000*	Orange	Oklahoma	2-13
2001*	Gator	Virginia Tech	30-17
2002*	Sugar	Georgia	13-26
2003*	Orange	Miami	14-16
2004*	Gator	West Virginia	30-18
2005*	Orange	Penn State	(3 ot) 23-26
2006*	Emerald	UCLA	44-27
2007*	Music City	Kentucky	28-35
2008*	Champs	Wisconsin	42-13
2009*	Gator	West Virginia	33-21
2010	Chick-fil-A	South Carolina	26-17
2011	Champs Sports	Notre Dame	18-14

*Under Bobby Bowden



BOWL GAMES IN REVIEW

INDIVIDUAL STATISTICS

RUSHING: FSU - Stockstill 14-9, Whiting 9-55, Platt 17-45, Unglaub 1-4, R. Williams 19-99; OK - Watts 25-48, Winters 1-4, Rhymes 12-29, W. Ledbetter 3-9, Overstreet 4-42, J. Ledbetter. 3-31, Wilson 5-25, Shepard 1-1.
 PASSING: FSU - Stockstill 11-51-51-0; OK - Watts 7-12-128-0.
 RECEIVING: FSU - Childers 2-12, H. Johnson 2-1, Whiting 3-6, McKinnon 1-8, Platt 1-3, R. Williams 2-27; OK - Valora 2-47, Rockford 1-11, Overstreet 1-7, Rhodes 2-53, Winters 1-14.



1982 GATOR BOWL

Dec. 30, 1982 | Jacksonville, FL

Florida State	31
West Virginia	12

SCORE BY QUARTERS

	1	2	3	4	F
FSU	3	14	14	0	31
WVU	0	6	0	6	12

SCORING SUMMARY

FSU	Hall 20 yd. field goal, 3:30
WVU	Woodside 48 yd. field goal, 14:14
FSU	B. Allen 95 yd. kick off return, :20
WVU	Woodside 34 yd. field goal, 1:13
FSU	McKinnon 27 yd. pass from Williams (Hall kick), :15
FSU	G. Allen 29 yd. run (Hall kick), :15
FSU	G. Allen 1 yd. run (Hall kick), 3:36
WVU	Miller 26 yd. pass from White (White pass failed), :51

TEAM STATISTICS

	FSU	WVU
First Downs	23	22
Rushes - Yards	34-259	41-155
Passing Yards	202	208
Comp.-Att.-Int.	16-32-1	14-34-2
Plays-Total Offense	68-461	75-363
Punt Return Yards	9	82
Punts - Average	4-36.8	4-30.5
Fumbles - Lost	1-0	2-0
Interceptions - Yards	2-23	1-0
Penalties - Yards	11-100	5-57
Time of Possession	27:10	32:50
Third Down Cov.	3-12	7-17

INDIVIDUAL STATISTICS

RUSHING: FSU - Lowery 1(-9), B. Williams 2-7, G. Allen 15-138, R. Williams 10-35, C. Jones 1-1, Burnett 1-1, McKinnon 1-65, B. Allen 3-21; WVU - Hostetter 9-24, 2(-17), Gray 10-27, Wolfley 7-32, Walczak 7-30, Beck 4-7, Mullen 2-42.
 PASSING: FSU - Lowery 0-1-0-0, B. Williams 16-30-202-1, H. Jones 0-1-0-0; WVU - Hostetter 10-28-118-2, White 4-6-90-0.
 RECEIVING: FSU - G. Allen 1-15, Burnett 1-13, Bowden 1-8, McKinnon 2-36, Mobley 4-34, H. Jones 3-29, R. Williams 2-26, Thompson 2-41; WVU - Gray 2-12, Miller 5-100, Mullen 1-5, Raugh 4-60, Brown 1-18, Hollins 1-13.



1983 PEACH BOWL

Dec. 28, 1983 | Atlanta, GA

Florida State	28
North Carolina	3

SCORE BY QUARTERS

	1	2	3	4	F
FSU	14	7	0	7	28
UNC	0	0	0	3	3

SCORING SUMMARY

FSU	Thompson 15 yd. pass from Thomas (Hall kick), 11:01
FSU	Thompson 18 yd. pass from Thomas (Hall kick), 7:06
FSU	Snipes 1 yd. run (Hall kick), 6:25
UNC	Barwick 36 yd. field goal, 10:22
FSU	Thomas 1 yd. run (Hall kick), :31

TEAM STATISTICS

	FSU	UNC
First Downs	23	16
Rushes - Yards	59-265	26-32
Passing Yards	99	166
Comp.-Att.-Int.	7-13-1	18-40-0
Plays-Total Offense	72-364	66-198
Punt Return Yards	9	0
Punts - Average	6-38.8	6-45.2
Fumbles - Lost	3-0	4-1
Interceptions - Yards	0-0	1-0
Penalties - Yards	6-34	7-60
Time of Possession	33:48	26:12
Third Down Cov.	7-13	2-14

INDIVIDUAL STATISTICS

RUSHING: FSU - Allen 17-97, Jones 20-79, Thomas 13-41, Snipes 8-37, Hester 1-11; UNC - Horton 9-30, Anthony 9-27, Littlejohn 2-5, Jones 1(-2), Griffin 1(-9), Stankavage 4(-19).
 PASSING: FSU - Thomas 7-13-99-1; UNC - Stankavage 17-39-150-0, Anthony 1-1-0-0.
 RECEIVING: FSU - Panton 3-48, Thompson 2-33, Allen 2-18; UNC - Winfield 4-55, Franklin 3-34, Anthony 3-17, Horton 3-11, Smith 2-21, Stankavage 1-16, Griffin 1-11, Littlejohn 1-1.



1984 CITRUS BOWL

Dec. 21, 1984 | Orlando, FL

Florida State	17
Georgia	17

SCORE BY QUARTERS

	1	2	3	4	F
FSU	0	0	3	14	17
Georgia	0	14	0	3	17

SCORING SUMMARY

UGA	Tate 4 yd. run (Butler kick), 5:26
UGA	Tate 2 yd. run (Butler kick), 1:08
FSU	Schmidt 32 yd. field goal, 10:26
FSU	Smith 1 yd. run (Thomas run failed), 14:21
UGA	Butler 36 yd. field goal, 12:10
FSU	Wessel 14 yd. punt return (Holloman run), 3:58

TEAM STATISTICS

	FSU	UGA
First Downs	18	15
Rushes - Yards	42-161	49-189
Passing Yards	85	178
Comp.-Att.-Int.	10-27-2	9-18-1
Plays-Total Offense	69-246	67-367
Punt Return Yards	62	4
Punts - Average	8-38.6	8-37.1
Fumbles - Lost	3-1	5-1
Interceptions - Yards	1-0	2-18
Penalties - Yards	8-65	6-42
Time of Possession	30:51	29:09
Third Down Cov.	2-12	2-14

INDIVIDUAL STATISTICS

RUSHING: FSU - Thomas 11(-21), Snipes 8-60, Cl. Jones 10-40, Smith 10-65, Ce. Jones 1-5, Hester 2-12; UGA - T. Williams 3(-14), J. Jackson 7-36, Gary 6-19, Tate 11-75, Smith 8-22, T. Jackson 12-46, S. Williams 2-5.
 PASSING: FSU - Thomas 10-26-85-2, H. Jones 1-0-0-0; UGA - T. Williams 2-2-19-0, J. Jackson 7-16-159-1.
 RECEIVING: FSU - Hester 3-26, Carter 2-15, Smith 1-10, Ce. Jones 1-10, H. Jones 2-11, Panton 1-13; UGA - Archie 2-41, Hockaday 1-8, Lane 2-64, S. Williams 2-45, Cincy 1-19, T. Jackson 1-1.



1985 GATOR BOWL

Dec. 30, 1985 | Jacksonville, FL

Florida State	34
Oklahoma State	23

SCORE BY QUARTERS

	1	2	3	4	F
FSU	3	10	14	7	34
OSU	0	0	17	6	23

SCORING SUMMARY


FSU	Schmidt 23 yd. field goal, 2:28
FSU	Gainer 39 yd. pass from Ferguson (Schmidt kick), 2:31
FSU	Schmidt 39 yd. field goal, :02
OSU	Dennis 33 field goal, 9:46
FSU	C. Jones 3 yd. run (Schmidt kick), 6:02
FSU	Gainer 19 yd. pass from Ferguson (Schmidt kick), 4:57
OSU	Thomas 29 yd. pass from Williams (Dennis kick), 2:52
OSU	Williams 12 yd. pass from Thomas (Dennis kick), 1:19
FSU	Ferguson 1 yd. run (Schmidt kick), 10:43
OSU	Dykes 31 yd. pass from Williams (Williams pass failed), :10

TEAM STATISTICS

	FSU	OSU
First Downs	31	23
Rushes - Yards	41-231	35-106
Passing Yards	338	263
Comp.-Att.-Int.	20-43-2	22-44-2
Plays-Total Offense	84-569	79-369
Punt Return Yards	25	20
Punts - Average	4-47.5	7-35.9
Fumbles - Lost	3-2	1-0
Interceptions - Yards	2-45	1-0
Penalties - Yards	9-110	3-27
Time of Possession	28:11	31:49
Third Down Cov.	6-16	6-18

INDIVIDUAL STATISTICS

RUSHING: FSU - Ferguson 6(-4), T. Smith 24-201, Floyd 2-8, Ross 2-7, C. Jones 6-18, R. White 1-1; OSU - Williams 6(-3), Thomas 26-97, Timmons 2-11, Dykes 1-1.
 PASSING: FSU - Ferguson 20-43-338-1; OSU - Williams 21-43-251-2, Thomas 1-1-12-0.
 RECEIVING: FSU - R. White 4-87, Gainer 7-148, T. Smith 2-8, P. Carter 5-81, Panton 1-10, Brown 1-4; OSU - Riley 3-49, Wemer 4-30, Dillard 2-13, Luper 1-11, Thomas 3-44, Williams 1-12, Dykes 8-104.



1986 ALL-AMERICAN BOWL

Dec. 31, 1986 | Birmingham, AL

Florida State	27
Indiana	13

SCORE BY QUARTERS

	1	2	3	4	F
FSU	6	7	7	7	27
Indiana	3	0	7	3	13

SCORING SUMMARY

IND	Stoyanovich 35 yd. field goal, 7:38
FSU	Smith 4 yd. rush (Schmidt kick failed), 4:12
FSU	Smith 9 yd. rush (Schmidt kick), 11:57
FSU	Holloman 8 yd. run (Schmidt kick), 12:04
IND	Powell 2 yd. rush (Stoyanovich kick), 1:27
IND	Stoyanovich 30 yd. field goal, 7:09
FSU	Holloman 10 yd. run (Schmidt kick), 2:56

TEAM STATISTICS

	FSU	IND
First Downs	20	23
Rushes - Yards	39-288	53-215
Passing Yards	54	168
Comp.-Att.-Int.	6-14-1	11-25-1
Plays-Total Offense	53-342	78-383
Punt Return Yards	12	7
Punts - Average	2-35	2-35
Fumbles - Lost	2-1	1-0
Interceptions - Yards	1-6	1-0
Penalties - Yards	6-50	10-88
Time of Possession	22:41	37:19
Third Down Cov.	1-3	6-14

INDIVIDUAL STATISTICS

RUSHING: FSU - Smith 25-205, Williams 3-6, Fells 2-0, Floyd 1-7, D. Holloman 2-34, T. Holloman 6-36; IND - Thompson 28-127, Powell 6-38, Kramme 13-21, Sweazy 1-3, Polce 5-26.
 PASSING: FSU - McManus 6-14-54-1; IND - Kramme 11-25-168-1.
 RECEIVING: FSU - Smith 1-6, Gainer 1-19, O'Malley 2-20, P. Carter 2-9; IND - Jones 1-11, Liija 2-44, Jordan 1-7, Dawsey 5-74, Buford 2-32.



1988 FIESTA BOWL

Jan. 1, 1988 | Tempe, AZ

Florida State	31
Nebraska	28

SCORE BY QUARTERS

	1	2	3	4	F
FSU	0	21	3	7	31
Nebraska	14	0	14	0	28

SCORING SUMMARY

NEB	Jones 3 yd. run (Brennan kick), :19
NEB	Brinson 52 yd. punt return (Brennan kick), :00
FSU	Gainer 10 yd. pass from McManus (Schmidt kick), 1:45
FSU	D. Williams 4 yd. run (Schmidt kick), 2:38
FSU	Gainer 25 yd. pass from McManus (Schmidt kick), 1:58
NEB	Taylor 2 yd. run (Brennan kick), 3:19
FSU	Schmidt 32 yd. field goal, 3:52
NEB	Knox 4 yd. run (Brennan kick), 3:42
FSU	Lewis 15 yd. pass from McManus (Schmidt kick), 3:51

TEAM STATISTICS

	FSU	NEB
First Downs	26	20
Rushes - Yards	29-82	54-242
Passing Yards	375	142
Comp.-Att.-Int.	28-51-1	7-14-1
Plays-Total Offense	80-457	68-384
Punt Return Yards	12	89
Punts - Average	4-29.5	4-35.5
Fumbles - Lost	2-1	4-2
Interceptions - Yards	1-3	1-35
Penalties - Yards	2-20	9-78
Time of Possession	31:07	28:53
Third Down Cov.	9-17	4-11

BOWL GAMES IN REVIEW

INDIVIDUAL STATISTICS

RUSHING: FSU - S. Smith 9-28, McManus 5-26, D. Williams 3-5, D. Carter 4-4, Bennett 7-16, Butts 1-3; NEB - Jones 15-80, Heibel 3-7, Taylor 20-75, Carpenter 1-2, Brinson 2-16, Knox 13-62.
 PASSING: FSU - McManus 28-51-375-1; NEB - Taylor 7-14-142-1.
 RECEIVING: FSU - D. Williams 1-7, P. Carter 5-54, Bennett 4-47, Butts 1-7, Gainer 5-89, R. Lewis 4-59, D. Carter 4-89, S. Smith 1-5, Dawsey 1-17, Anthony 2-29; NEB - Banderas 1-48, Gregory 3-49, Millikan 2-32, Heibel 1-13.



1989 SUGAR BOWL

Jan. 2, 1989 | New Orleans, LA

Florida State	13
Auburn	7

SCORE BY QUARTERS

	1	2	3	4	F
FSU	10	3	0	0	13
Auburn	0	7	0	0	7

SCORING SUMMARY


FSU D. Williams 2 yd. run (Andrews kick), 9:48
 FSU Mason 35 yd. field goal, 5:57
 FSU Mason 31 yd. field goal, 11:00
 AUB Reeves 20 yd. pass from Slack (Lyle kick), 4:09

TEAM STATISTICS

	FSU	AUB
First Downs	21	18
Rushes - Yards	47-148	36-108
Passing Yards	157	162
Comp.-Att.-Int.	14-27-1	19-33-3
Plays-Total Offense	74-305	69-270
Punt Return Yards	0	25
Punts - Average	4-35	4-35.8
Fumbles - Lost	2-1	3-2
Interceptions - Yards	3-11	1-13
Penalties - Yards	6-45	5-65
Time of Possession	33:35	26:25
Third Down Cov.	6-16	1-12

INDIVIDUAL STATISTICS

RUSHING: FSU - S. Smith 24-115, Ferguson 6-(-19), D. Williams 7-16, Carter 7-25, Floyd 1-5, Dawsey 1-0, Butts 1-6; AUB - Danley 19-68, Harris 4-6, Joseph 8-47, Slack 4-(-9), Weygand 1-(-4).
 PASSING: FSU - Ferguson 14-26-157-1, Johnson 0-1-0-0; AUB - Slack 19-33-162-3.
 RECEIVING: FSU - Anthony 3-47, O'Malley 2-31, Dawsey 2-10, D. Carter 3-25, D. Williams 2-20, Johnson 1-16, Butts 1-8; AUB - Taylor 5-35, Reeves 2-37, Weygand 3-40, Danley 5-2, Tillman 4-48.



1990 FIESTA BOWL

Jan. 1, 1990 | Tempe, AZ

Florida State	41
Nebraska	17

SCORE BY QUARTERS

	1	2	3	4	F
FSU	0	21	20	0	41
NEB	7	3	0	7	17

SCORING SUMMARY

NEB Gregory 9 yd. pass from Gdowski (Barrios kick), 11:19
 FSU Anthony 14 yd. pass from Willis (Andrews kick), 13:42
 NEB Drennan 39 yd. field goal, 12:15
 FSU R. Johnson 5 yd. pass from Willis (Andrews kick), :57
 FSU Carter 10 yd. pass from Willis (Andrews kick), :24
 FSU Moore 1 yd. run (Andrews kick), 5:59
 FSU R. Johnson 8 yd. pass from Willis (Andrews kick), 3:37
 FSU Anthony 24 yd. pass from Willis (Andrews kick), :02
 NEB Joseph 2 yd. run (Drennan kick), 1:16

TEAM STATISTICS

	FSU	NEB
First Downs	18	18
Rushes - Yards	24-72	46-115
Passing Yards	422	207
Comp.-Att.-Int.	25-41-0	15-26-2
Plays-Total Offense	65-494	72-322
Punt Return Yards	0	5
Punts - Average	3-35.7	3-34.3
Fumbles - Lost	0-0	5-3
Interceptions - Yards	2-42	0-0
Penalties - Yards	13-135	6-48
Time of Possession	27:30	32:30
Third Down Cov.	7-16	7-18

INDIVIDUAL STATISTICS

RUSHING: FSU - D. Carter 13-72, Bennett 3-3, Moore 4-3, Willis 1-(-8), Dawsey 1-(-4), Lee 2-6; NEB - Clark 16-86, Gdowski 12-1, Bell 1-2, Carpenter 3-6, Flowers 4-25, Washington 1-(-4), Hughes 1-(-2), Joseph 4-(-2), Rogers 4-3.
 PASSING: FSU - Willis 25-40-422-0, Weldon 0-1-0-0; NEB - Joseph 1-2-12-0, Gdowski 13-23-154-2, Stigire 1-1-41-0.
 RECEIVING: FSU - Lewis 5-106, R. Johnson 3-27, Dawsey 4-66, Anthony 6-88, D. Carter 3-47, Baker 2-49, Bennett 1-30, Lee 1-9; NEB - Dowse 1-41, Gregory 4-67, Bell 3-46, Carpenter 2-6, Bostick 3-27, Garrett 1-15, Hughes 1-5.



1990 BLOCKBUSTER BOWL

Dec. 28, 1990 | Miami, FL

Florida State	24
Penn State	17

SCORE BY QUARTERS

	1	2	3	4	F
FSU	10	7	7	0	24
PSU	7	0	3	7	17

SCORING SUMMARY

FSU Andrews 41 yd. field goal, 10:47
 FSU Lee 1 yd. run (Andrews kick), 8:20
 FSU Lee 7 yd. run (Andrews kick), 13:36
 PSU Daniels 56 yd. pass from Sacca (Fayak kick), 1:13
 FSU Fayak 32 yd. field goal, 7:32
 FSU Weldon 5 yd. run (Andrews kick), 3:51
 PSU T. Smith 37 yd. pass from Bill (Fayak kick), 6:27

TEAM STATISTICS

	FSU	PSU
First Downs	19	17
Rushes - Yards	39-152	31-122
Passing Yards	248	278
Comp.-Att.-Int.	22-36-2	15-32-3
Plays-Total Offense	75-400	62-403
Punt Return Yards	43	72
Punts - Average	7-37.6	6-36.3
Fumbles - Lost	0-0	2-0
Interceptions - Yards	3-2	2-19
Penalties - Yards	4-35	6-46
Time of Possession	33:47	26:13
Third Down Cov.	6-16	2-11

INDIVIDUAL STATISTICS

RUSHING: FSU - Lee 21-86, Weldon 6-22, Dawsey 1-0, Bennett 7-30, Moore 1-12, Jackson 1-2; PSU - Brown 14-46, Thompson 8-33, Smith 1-13, Sacca 6-28, Fayak 1-0, Bill 1-2.
 PASSING: FSU - Weldon 22-36-248-2; PSU - Sacca 12-25-194-2, Bill 3-7-84-1.
 RECEIVING: FSU - R. Johnson 2-34, Lee 5-32, Dawsey 8-107, Bennett 4-49, Moore 1-3, Roberts 1-6, Baker 1-17; PSU - Daniels 7-154, Smith 5-100, Thompson 2-10, T. Thomas 1-14.



1992 COTTON BOWL

Jan. 1, 1992 | Dallas, TX

Florida State	10
Texas A&M	2

SCORE BY QUARTERS

	1	2	3	4	F
FSU	7	0	0	3	10
TAM	2	0	0	0	2

SCORING SUMMARY

TAM Weldon tackled in endzone for Safety, 10:09
 FSU Weldon 4 yd. run (Thomas kick), 2:08
 FSU Thomas 27 yd. field goal, 2:40

TEAM STATISTICS

	FSU	TAM
First Downs	17	12
Rushes - Yards	48-188	42-123
Passing Yards	92	57
Comp.-Att.-Int.	14-32-4	6-24-2
Plays-Total Offense	80-280	66-180
Punt Return Yards	16	8
Punts - Average	8-43.3	9-39.7
Fumbles - Lost	3-1	7-6
Interceptions - Yards	2-0	4-47
Penalties - Yards	11-77	6-50
Time of Possession	33:59	26:01
Third Down Cov.	3-17	0-12

INDIVIDUAL STATISTICS

RUSHING: FSU - Jackson 27-119, Bennett 11-47, McMillan 2-16, Baker 1-14, Weldon 7-8; TAM - Hill 14-71, Richardson 9-5, Carter 7-22, McAfee 5-19, Simmons 4-19, Thomas 2-4, Biggins 1-9.
 PASSING: FSU - Weldon 14-32-92-4; TAM - Richardson 6-24-57-2.
 RECEIVING: FSU - Baker 4-44, Jackson 3-20, McCorvey 2-20, Johnson 2-19, Frier 1-5, Bennett 2-16; TAM - Hill 2-17, Harrison 2-27, Mathews 1-10, Mitchell 1-3.



1993 ORANGE BOWL

Jan. 1, 1993 | Miami, FL

Florida State	27
Nebraska	14

SCORE BY QUARTERS

	1	2	3	4	F
FSU	7	13	7	0	27
Nebraska	0	7	0	7	14

SCORING SUMMARY

FSU Vanover 25 yd. pass from Ward (Mowrey kick), 7:41
 FSU Mowrey 40 yd. field goal, 10:54
 FSU McCorvey 4 yd. pass from Ward (Mowrey kick), 9:22
 FSU Mowrey 24 yd. field goal, 2:34
 NEB Dixon 41 yd. pass from Frazier (Bennett kick), 1:03
 FSU S. Jackson 11 yd. run (Mowrey kick), 4:52
 NEB Armstrong 1 yd. pass from Frazier (Bennett kick), 10:24

TEAM STATISTICS

	FSU	NEB
First Downs	23	13
Rushes - Yards	48-221	34-144
Passing Yards	215	146
Comp.-Att.-Int.	16-31-1	10-22-2
Plays-Total Offense	79-436	56-290
Punt Return Yards	10	18
Punts - Average	6-35.8	4-44.8
Fumbles - Lost	3-0	5-1
Interceptions - Yards	2-0	1-12
Penalties - Yards	6-71	6-50
Time of Possession	36:53	23:07
Third Down Cov.	8-16	3-12

INDIVIDUAL STATISTICS

RUSHING: FSU - Jackson 17-101, McMillan 9-23, Floyd 4-5, Ward 14-23, Wimberly 1-19, Vanover 3-50; NEB - Jones 19-76, Lewis 3-19, Brown 4-13, Frazier 7-1, Dixon 1-35.
 PASSING: FSU - Ward 15-30-187-1, Jackson 1-1-28-0; NEB - Frazier 10-21-146-2, Bell 0-1-0-0.
 RECEIVING: FSU - Jackson 4-61, Baker 3-32, Vanover 3-40, McMillan 1-7, McCorvey 3-23, Ward 1-28, Ellison 1-24; NEB - Dixon 5-123, Hawkins 2-18, Jones 1-0, Armstrong 1-1, Muhammad 1-4.



1993

Seminoles Capture National Title At Orange Bowl
 Nebraska's Tom Osborn congratulates Bobby Bowden after the Seminoles defeated the Cornhuskers, 27-14.



BOWL GAMES IN REVIEW



1994 ORANGE BOWL

Jan. 1, 1994 | Miami, FL

Florida State	18
Nebraska	16

SCORE BY QUARTERS

	1	2	3	4	F
FSU	0	6	9	3	18
Nebraska	0	7	0	9	16

SCORING SUMMARY


FSU	Bentley 34 yd. field goal, 7:54
NEB	Baul 34 yd. pass from Frazier (Bennett kick), 5:59
FSU	Bentley 25 yd. field goal, :29
FSU	Floyd 1 yd. run (Ward pass incomplete), 12:50
FSU	Bentley 39 yd. field goal, 3:06
NEB	Phillips 12 yd. run (Frazier run failed), 14:55
NEB	Bennett 27 yd. field goal, 1:16
FSU	Bentley 22 yd. field goal, :21

TEAM STATISTICS

	FSU	NEB
First Downs	22	20
Rushes - Yards	24-47	44-183
Passing Yards	286	206
Comp.-Att.-Int.	24-43-0	13-25-2
Plays-Total Offense	67-333	69-389
Punt Return Yards	0	18
Punts - Average	6-45.2	7-38.4
Fumbles - Lost	0-0	2-0
Interceptions - Yards	2-21	0-0
Penalties - Yards	10-69	11-115
Time of Possession	27:03	32:57
Third Down Cov.	1-12	7-16

INDIVIDUAL STATISTICS

RUSHING: FSU - Jackson 8-(-6), Floyd 7-53, Dunn 1-3, Ward 8-(-3); NEB - Jones 9-28, Makovicka 2-7, Benning 5-5, Phillips 13-64, Frazier 14-77, Dixon 1-2.
 PASSING: FSU - Ward 24-43-286-0; NEB - Frazier 13-24-206-2, Jones 0-1-0-0.
 RECEIVING: FSU - Frier 5-46, McConvey 5-70, Floyd 1-(-7), Knox 5-99, Vanover 6-48, Dunn 2-30; NEB - Jones 1-(-7), Muhammad 1-14, Johnson 3-40, Baul 1-34, Bell 4-75, Dixon 3-50.



1995 SUGAR BOWL

Jan. 2, 1995 | New Orleans, LA

Florida State	23
Florida	17

SCORE BY QUARTERS

	1	2	3	4	F
FSU	3	17	3	0	23
Florida	3	7	0	7	17

SCORING SUMMARY


FSU	Mowrey 21 yd. field goal, 7:20
UF	Davis 22 yd. field goal, 3:57
FSU	Ellison 73 yd. pass from Dunn (Mowrey kick), 14:25
FSU	McConvey 16 yd. pass from Kanell (Mowrey kick), 7:47
UF	Hilliard 82 yd. pass from Wuerffel (Davis kick), 6:07
FSU	Mowrey 24 yd. field goal, :36
FSU	Mowrey 45 yd. field goal, 13:57
UF	Wuerffel 1 yd. run (Davis kick), 3:47

TEAM STATISTICS

	FSU	UF
First Downs	21	23
Rushes - Yards	30-76	29-5
Passing Yards	325	449
Comp.-Att.-Int.	24-41-0	30-43-1
Plays-Total Offense	71-401	72-454
Punt Return Yards	10	9
Punts - Average	4-39	3-45.7
Fumbles - Lost	0-0	2-2
Interceptions - Yards	1-5	0-0
Penalties - Yards	7-62	8-57
Time of Possession	27:56	32:04
Third Down Cov.	4-16	11-17

INDIVIDUAL STATISTICS

RUSHING: FSU - Dunn 14-58, Crockett 5-19, Preston 4-4, McMillon 1-1, Kanell 6-(-6); UF - Williams 10-27, Taylor 8-18, Kresser 1-(-7), Anthony 1-(-10), Wuerffel 9-(-23).
 PASSING: FSU - Kanell 23-40-252-0, Dunn 1-1-73-0; UF - Wuerffel 28-39-394-1, Kresser 1-2-3-0, Williams 0-1-0-0, Anthony 1-1-52-0.
 RECEIVING: FSU - Dunn 9-51, McConvey 4-84, Ellison 4-102, E. Green 4-74, Crockett 1-(-2), Messam 1-12, Preston 1-4; UF - Anthony 8-57, J. Jackson 6-128, Taylor 3-33, Williams 3-14, Doering 3-47, Hill 3-34, Hilliard 3-119, Bilkie 1-17.



1996 ORANGE BOWL

Jan. 1, 1996 | Miami, FL

Florida State	31
Notre Dame	26

SCORE BY QUARTERS

	1	2	3	4	F
FSU	7	7	0	17	31
ND	10	0	7	9	26

SCORING SUMMARY

ND	Mayes 39 yd. pass from Krug (Cengia kick), 8:27
FSU	Cooper 15 yd. pass from Kanell (Bentley kick), 6:08
ND	Cengia 20 yd. field goal, :02
FSU	Cooper 10 yd. pass from Kanell (Bentley kick), 2:30
ND	Mayes 33 yd. pass from Krug (Cengia kick), 8:04
ND	Kanell steps out of bounds in endzone for safety, 13:44
ND	Chrylewicz 5 yd. pass from Krug (Cengia kick), 11:43
FSU	E. Green 11 yd. pass from Kanell (Bentley kick), 9:47
FSU	Cooper 3 yd. pass from Kanell (Cooper pass from Kanell), 6:09
FSU	Krug intentionally grounds in endzone for safety, 2:02

TEAM STATISTICS

	FSU	ND
First Downs	26	17
Rushes - Yards	37-188	45-256
Passing Yards	290	169
Comp.-Att.-Int.	20-33-2	15-26-1
Plays-Total Offense	70-478	71-425
Punt Return Yards	52	21
Punts - Average	3-44	5-42.4
Fumbles - Lost	1-0	2-1
Interceptions - Yards	1-8	2-14
Penalties - Yards	7-59	7-55
Time of Possession	28:13	31:47
Third Down Cov.	6-13	7-16

INDIVIDUAL STATISTICS

RUSHING: FSU - Dunn 22-151, Williams 2-7, Preston 6-65, Abdullah 2-2, Kanell 5-(-27); ND - Denson 11-67, Edwards 14-55, Thome 1-4, Farmer 7-93, Krug 11-45, Soliman 1-(-8).
 PASSING: FSU - Kanell 20-32-2, Dunn 0-1-0; ND - Krug 14-24-1, Smith 1-1-0, Edwards 0-1-0.
 RECEIVING: FSU - Messam 6-103, Williams 2-17, E. Green 5-99, Cooper 4-38, Abdullah 1-14, Dunn 2-19; ND - Mayes 6-96, Stafford 2-14, Mosley 1-13, Chrylewicz 3-18, Farmer 1-3, Edwards 2-25.



1997 SUGAR BOWL

Jan. 2, 1997 | New Orleans, LA

Florida State	20
Florida	52

SCORE BY QUARTERS

	1	2	3	4	F
FSU	3	14	3	0	20
Florida	10	14	14	14	52

SCORING SUMMARY


UF	Hilliard 9 yd. pass from Wuerffel (Edmiston kick), 6:43
FSU	Bentley 43-yd field goal, 7:49
UF	Edmiston 32-yd field goal, 2:44
UF	Taylor 2 yd. run (Edmiston kick), 11:28
FSU	Green 29 yd. pass from Busby (Bentley kick), 7:28
UF	Hilliard 31 yd. pass from Wuerffel (Edmiston kick), 5:18
FSU	Dunn 12 yd. run (Bentley kick), 0:40
FSU	Bentley 45-yd field goal, 10:24
UF	Hilliard 8 yd. pass from Wuerffel (Edmiston kick), 5:43
UF	Wuerffel 16 yd. run (Edmiston kick), 0:13
UF	Jackson 42 yd. run (Edmiston kick), 8:52
UF	Jackson 1 yd. run (Edmiston kick), 2:12

TEAM STATISTICS

	FSU	UF
First Downs	13	26
Rushes-Yards	21-70	43-203
Passing Yards	271	306
Comp.-Att.-Int.	17-42-2	18-34-1
Plays-Total Offense	63-313	77-474
Punt Ret. Yards	74	69
Punts-Average	8-46.4	7-48.1
Fumbles-Lost	0-0	1-0
Interceptions-Yards	1-24	2-7
Penalties Yards	14-115	15-102
Time of Possession	23:33	36:27
Third Down Conv.	5-18	5-16

INDIVIDUAL STATISTICS

RUSHING: FSU - Dunn 9-28, Warrick 1-12, Williams 2-7, Feaster 2-1, Busby 7 - (-6); UF - Jackson 12-118, Taylor 18-60, Williams 4-2, Schottenheimer 1-0, McCaslin 2-(-2), Wuerffel 6-(-10).
 PASSING: FSU - Busby 41-17-1-271-1, Kendra 1-0-1-0-0; UF - Wuerffel 34-18-1-306-3.
 RECEIVING: FSU - Messam 5-48, Cooper 4-82, Green 3-86, Pearsall 1-25, Dunn 1-12, Abdullah 1-10, Warrick 1-7, Williams 1-1; UF - Hilliard 7-150, Green 5-79, Anthony 4-50, Moblely 1-16, Taylor 1-12.



1998 SUGAR BOWL

Jan. 1, 1998 | New Orleans, LA

Florida State	31
Ohio State	14

SCORE BY QUARTERS

	1	2	3	4	F
FSU	7	14	0	10	31
OSU	3	0	5	6	14

SCORING SUMMARY


OSU	Dan Stultz 40 yd field goal, 1:56
FSU	E.G. Green 27 yd pass from Busby (Janikowski kick), 0:00
FSU	Thad Busby 9 yd run (Janikowski kick), 3:25
FSU	William McCray 1 yd run (Janikowski kick), :10
OSU	Dan Stultz 34 yd field goal, 7:29
OSU	Team Safety, 1:13
FSU	Janikowski 35 yd field goal, 14:56
OSU	John Lumpkin 50 yd pass from Joe Germaine, 8:57
FSU	William McCray 1 yd run (Janikowski kick), :47

TEAM STATISTICS

	OSU	FSU
First Downs	21	18
Rushes-Yards	44-118	27-60
Passing Yards	207	334
Comp-Att-Int	16-36-3	22-32-2
Total Yards	325	394
Punts-Avg.	7-45.4	6-42.7
Punt Returns	3-25	5-44
KO Returns	2-29	3-77
Int Returns	2-24	3-55
Penalties-Yards	10-70	9-74
Fumbles-Lost	1-0	0-0
Sacks	4-26	6-40
Third Down Conversions	4-18	3-13
Time of Possession	35:04	24:56

INDIVIDUAL STATISTICS

RUSHING: FSU - Minor 12-53, Feaster 2-10, Glenn 2-5, McCray 2-2, Coles 2-1, Busby 7 - (-11); OSU - Pearson 22-60, Rudzinski 1-24, Jackson 9-19, Keller 6-20, Wylie 3-9, Germaine 3-(-14).
 PASSING: FSU - Busby 33-22-2-334-1; OSU - Germaine 26-10-2-173-1, Jackson 10-6-1-34-0.
 RECEIVING: FSU - Minor 9-55, Green 7-176, Warrick 3-82, Coles 3-21; OSU - Miller 6-79, Boston 3-40, Lumpkin 2-61, Pearson 2-27, Keller 2 - (-3), Rambo 1-3.



1999 FIESTA BOWL

Jan. 4, 1999 | Tempe, AZ

Florida State	16
Tennessee	23

SCORE BY QUARTERS

	1	2	3	4	F
Florida State	0	9	0	7	16
Tennessee	0	14	0	9	23

SCORING SUMMARY

UT	Bryson 4 pass from T. Martin (J. Hall kick), Time Left: 14:05. Drive: 6 plays, 88 yards.
UT	Goodrich 54 interception return (J. Hall kick). Time Left: 13:40.
FSU	McCray 1 run. Time Left: 8:59. Drive: 3 plays, 3 yards.
FSU	Janikowski 34 FG. Time Left: 1:17. Drive: 10 plays, 10 yards.
UT	Price 79 pass from T. Martin. Time Left: 9:17. Drive: 3 plays, 80 yards.
UT	Hall 23 FG. Time Left: 6:01. Drive: 6 plays, 22 yards.
FSU	Outzen 7 run (Janikowski kick). Time Left: 3:42. Drive: 5 plays, 49 yards.

BOWL GAMES IN REVIEW

TEAM STATISTICS

	FSU	UT
First Downs	13	16
Rushes-Yards	41-108	54-114
Passing Yards	145	278
Comp.-Att-Int.	9-22-2	11-19-2
Total Yards	253	392
Punts-Avg.	9-39.8	5-38
Punt Returns	2-5.1	4-34
Kickoff Returns	4-5.2	3-4.3
Interception Returns	2-6.9	2-7.4
Penalties-Yards	12-110	9-55
Fumbles-Lost	4-1	3-2
Sacks By	1	4
Third Down Conversions	4-15	1-12
Time of Possession	28:50	31:10
Attendance		80,470

INDIVIDUAL STATISTICS

RUSHING: FSU - Minor 15-83, Warrick 1-11, McCray 4-9, Coles 2-4, Glenn 1-2, Outzen 18(-1); UT - Stephens 13-60, Henry 19-28, Martin 10-19, Bryson 3-7.
PASSING: FSU - Outzen 22-9-0-145-2; UT - Martin 18-11-2-278-2; Henry 1-0-0-0-0.
RECEIVING: FSU - Dugans 6-135, McCray 1-11, Warrick 1-7, Minor 1(-8); UT - Price 4-199, Bryson 3-34, Copeland 1-15, Finlayson 1-14, Henry 1-9, Wilson 1-7.



2000 SUGAR BOWL

Jan. 1, 2000 | New Orleans, LA

Florida State	46
Virginia Tech	29

SCORE BY QUARTERS

	1	2	3	4	F
Virginia Tech	7	7	15	0	29
Florida State	14	14	0	18	46

SCORING SUMMARY

FSU Warrick 64 pass from Weinke (Janikowski kick), 3:22.
 FSU Chaney 6 blocked punt return (Janikowski kick), 2:14.
 VT Davis 49 pass from Vick (Graham kick), :30.
 FSU Dugans 63 pass from Weinke (Janikowski kick), 13:45.
 FSU Warrick 59 punt return (Janikowski kick), 11:40.
 VT Vick 3 run (Graham kick), :37.
 VT FG Graham 23, 7:54.
 VT Kendrick 29 run (pass failed), 5:57.
 VT Kendrick 6 run (pass failed), 2:13.
 FSU Dugans 14 pass from Weinke (Warrick pass from Weinke), 12:59.
 FSU FG Janikowski 32, 10:26.
 FSU Warrick 43 pass from Weinke (Janikowski kick), 7:42.

TEAM STATISTICS

	VT	FSU
First Downs	24	15
Rushing	11	4
Passing	10	10
Return Yards	222	155
Comp-Att-Int	15-29-0	20-34-1
Punts	4-8.8	4-8.0
Fumbles-Lost	3-3	2-0
Penalties-Yards	6-65	7-59
Time of Possession	36:25	23:35
Attendance		79,280

INDIVIDUAL STATISTICS

RUSHING-VaT: Vick 23-97, Kendrick 12-69, Stith 11-68, Davis 1-16, E. Johnson 1-12, Sorensen 1-7, Ferguson 1-5, Hawkins 1-4, Graham 1-0. FSU: Chaney 4-43, Minor 9-35, team 3(-minus 7), Weinke 7(-minus 41).
PASSING-VaT: Vick 15-29-0-225. FSU: Weinke 20-34-1-329.
RECEIVING-VaT: Davis 7-108, Hawkins 2-49, Kendrick 2-27, E. Johnson 1-23, Wynn 1-7, Ferguson 1-6, Carter 1-5. FSU: Warrick 6-163, Dugans 5-99, Minnis 2-25, Minor 2-23, Morgan 2-10, Chaney 2-5, Boldin 1-4.



2001 ORANGE BOWL

Jan. 3, 2001 | Miami, FL

Florida State	2
Oklahoma	13

SCORE BY QUARTERS

	1	2	3	4	F
Florida State	0	0	0	2	2
Oklahoma	3	0	3	7	13

SCORING SUMMARY

OU FG Duncan 27, 7:16.
 OU FG Duncan 42, 4:24.
 OU Griffin 10 run (Duncan kick), 7:46.
 FSU Safety, Ferguson tackled in end zone, :55.

TEAM STATISTICS

	FSU	OU
First downs	14	12
Rushes-yards	17-27	36-56
Passing	274	214
Comp-Att-Int	25-52-2	25-39-1
Return Yards	21	48
Punts-Avg.	10-45	8-41
Fumbles-Lost	3-1	2-1
Penalties-Yards	6-38	7-45
Time of Possession	23:27	36:33
Attendance		76,835

INDIVIDUAL STATISTICS

RUSHING-FSU: Minor 13-20, Weinke 4-7. OU: Griffin 11-40, Heupel 13-23, Works 6-16, Littrell 2-8, Mackey 2-5, team 2(-minus 36).
PASSING-FSU: Weinke 25-52-2-274. OU: Heupel 25-39-1-214.
RECEIVING-FSU: Bell 7-137, Minor 5-9, Boldin 3-31, Morgan 3-21, Goughly 3-15, Walker 1-25, Gardner 1-16, Sprague 1-14, Franklin 1-6. OU: Griffin 6-23, Mackey 4-23, Works 4-3, Norman 3-49, Woolfolk 3-41, Savage 2-23, T.Smith 2-13, Fagan 1-39.



2002 GATOR BOWL

Jan. 1, 2002 | Jacksonville, FL

Florida State	30
Virginia Tech	17

SCORE BY QUARTERS

	1	2	3	4	F
Virginia Tech	3	0	14	0	17
Florida State	0	10	3	17	30

SCORING SUMMARY

VT FG Warley 36, 10:56.
 FSU Rix 1 run (Beitia kick), 6:32.
 FSU FG Beitia 50, 1:26.
 VT Jones 5 run (Warley kick), 10:02.
 FSU FG Beitia 47, 1:42.
 VT A.Davis 55 pass from Noel (Warley kick), :40.
 FSU Walker 77 pass from Rix (Beitia kick), 14:48.
 FSU FG Beitia 35, 10:13.
 FSU Walker 23 pass from Rix (Beitia kick), 2:14.

TEAM STATISTICS

	VT	FSU
First downs	16	19
Rushes-yards	40-43	39-104
Passing	269	326
Comp-Att-Int	15-29-1	12-25-1
Return Yards	23	19
Punts-Avg.	7-30	4-40
Fumbles-Lost	2-1	1-1
Penalties-Yards	4-32	4-25
Time of Possession	31:09	28:51
Attendance		72,202

INDIVIDUAL STATISTICS

RUSHING-VaT: K. Jones 23-55, Ferguson 3-13, Burnell 2-1, Noel 12(-minus 26). FSU: G. Jones 23-120, Maddox 3-6, Gardner 1(-minus 3), Rix 12(-minus 19).
PASSING-VaT: Noel 15-27-0-269, R. Johnson 0-1-0-0, Randall 0-1-1-0. FSU: Rix 12-25-1-326.
RECEIVING-VaT: A. Davis 5-158, Ferguson 5-32, Slowikowski 2-36, E. Johnson 2-21, Parham 1-22. FSU: Walker 4-195, Bell 3-43, Thorpe 2-48, Gardner 2-21, Maddox 1-19.



2003 SUGAR BOWL

Jan. 1, 2003 | New Orleans, LA

Florida State	13
Georgia	26

SCORE BY QUARTERS

	1	2	3	4	F
Georgia	3	14	6	3	26
Florida State	0	7	6	0	13

SCORING SUMMARY

GA FG Bennett 23, 4:19
 FSU Boldin 5 pass from Walker (Beitia kick), 13:41
 GA Thornton 71 interception return (Bennett kick), 6:24
 GA Edwards 37 pass from Shockley (Bennett kick), 3:43
 GA FG Bennett 42, 11:06
 GA FG Bennett 25, 8:49
 FSU Thorpe 40 pass from Boldin (run failed), 0:00
 GA FG Bennett 35, 10:17

TEAM STATISTICS

	GA	FSU
First Downs	11	18
Rushes-yards	36-151	41-115
Passing	125	147
Comp-Att-Int	10-15-0	13-26-2
Return Yards	113	125
Punts-Avg	4-48.2	5-40.4
Fumbles-Lost	1-1	2-1
Penalties-Yds	6-59	5-37
Time of Possession	26:09	33:51
Attendance		74,269

INDIVIDUAL STATISTICS

RUSHING-GA: Smith 23-145, Milton 5-13, Shockley 3-2, Wall 1-0, team 2(-minus 2), Greene 2(-minus 7). FSU: Washington 10-48, Boldin 13-34, Maddox 9-32, Dean 1-5, Reid 1-2, Walker 7(-minus 6).
PASSING-GA: Greene 9-14-0-88, Shockley 1-1-0-37. FSU: Boldin 6-14-0-78, Walker 7-12-2-69.
RECEIVING-GA: Edwards 3-60, Gibson 2-12, Johnson 1-34, Brown 1-11, Watson 1-5, Wall 1-3, Smith 1-0. FSU: Maddox 4-24, Boldin 3-34, Sam 2-11, Thorpe 1-40, Morgan 1-18, Hughes 1-14, Gardner 1-6.



46-29

Florida State Defeats Virginia Tech To Win National Title
 Peter Warrick and Bobby Bowden celebrate the 1999 national championship



BOWL GAMES IN REVIEW



2004 ORANGE BOWL

Jan. 4, 2004 | Miami, FL

Florida State 14
Miami 16

SCORE BY QUARTERS

	1	2	3	4	F
Miami	3	10	3	0	16
Florida State	0	14	0	0	14

SCORING SUMMARY

UM	FG Peattie 32, 11:32
FSU	Booker 9 run (Beitia kick), 14:54
FSU	Henshaw 7 pass from Rix (Beitia kick), 8:41
UM	Moss 3 run (Peattie kick), 5:34
UM	FG Peattie 44, 0:00
UM	FG Peattie 51, 10:19

TEAM STATISTICS

	UM	FSU
First downs	16	10
Total Net Yards	375	206
Rushes-yards	48-218	32-110
Passing	157	96
Punt Returns	3-23	1-6
Kickoff Returns	3-63	4-66
Interceptions Ret.	1(-3)	2-31
Comp-Att-Int	14-29-2	6-19-1
Sacked-Yards Lost	2-13	1-7
Punts	5-25.2	7-43.6
Fumbles-Lost	2-1	2-1
Penalties-Yards	5-40	10-85
Time of Possession	36:08	23:52
Attendance		76,739

INDIVIDUAL STATISTICS

RUSHING-UM: Payton 22-131, D.J. Williams 1-31, Moss 15-31, Berlin 6-12, Parrish 1-7, Geathers 1-6, Hester 1-2, team 1(-minus 2). FSU: Jones 6-38, Booker 8-25, Washington 9-20, Rix 5-13, Coleman 2-9, Davis 1-5, Dean 1-0.

PASSING-UM: Berlin 14-29-2-157. FSU: Rix 6-19-1-96.

RECEIVING-UM: Winslow 5-48, Geathers 4-41, Moore 3-52, Hill 1-10, Everett 1-6. FSU: Stovall 4-79, Sam 1-10, Henshaw 1-7.



2005 GATOR BOWL

Jan. 1, 2005 | Jacksonville, FL

Florida State 30
West Virginia 18

SCORE BY QUARTERS

	1	2	3	4	F
Florida State	10	3	10	7	30
West Virginia	12	0	3	3	18

SCORING SUMMARY

FSU	L. Washington 69 run (Beitia kick), 14:38
FSU	FB Beitia 32, 12:51
WVU	Kay-Jay Harris 36 pass from Marshall (kick failed), 9:53
WVU	Kay-Jay Harris 1 run (kick failed), 1:45
FSU	Beitia 28 FG, 11:23
FSU	Beitia 28 FG, 12:13
WVU	Good 44 FG, 10:26
FSU	C. Thorpe 14 pass from Rix (Beitia kick), 3:05
WVU	Good 34 FG, 14:26
FSU	Coleman 1 run (Beitia kick), 11:12

TEAM STATISTICS


	FSU	WVU
First downs	22	26
Rushes-yards	42-321	47-255
Passing	157	191
Comp-Att-Int	16-31-2	13-30-2
Return Yards	49	120
Punts-Avg.	4-41.8	2-39.5
Fumbles-Lost	3-1	2-2
Penalties-Yards	17-174	11-121
Time of Possession	32:08	27:52
Attendance		70,112

INDIVIDUAL STATISTICS

RUSHING-FSU: Washington 12-195, Booker 20-101, C. Davis 1-8, Coleman 2-2, Rix 5(-minus 1), Lewis 1(-2). WVU: Harris 25-134, Marshall 11-71, Colson 6-20, Jackson 2-6.

PASSING-FSU: Rix 16-31-2-157. WVU: Marshall 11-23-1-131, Hales 2-7-1-60.

RECEIVING-FSU: Thorpe 5-73, Davis 3-39, Reid 2-15, Robinson 2-3, Coleman 1-9, Henshaw 1-9. WVU: Harris 4-50, Henry 3-61, Jackson 2-9, Bolden 1-49, Hales 1-9, Colson 1-7, Henderson 1-6.



2006 ORANGE BOWL

Jan. 3, 2006 | Miami, FL

Penn State 26
Florida State 23 (3 ot)

SCORE BY QUARTERS

	1	2	3	4	OT	F
Penn State	7	7	0	2	10	26
Florida State	0	13	0	3	7	23

SCORING SUMMARY

PSU	Scott 2 run (Kelly kick), 4:59
FSU	Reid 87 punt return (Cismesia kick), 4:09
FSU	Booker 50 pass from Weatherford (Cismesia kick failed), 2:49
PSU	Kilmer 25 pass from Robinson (Kelly kick), 0:06
PSU	Safety, 13:36
FSU	FG Cismesia 48, 4:08
PSU	Scott 1 run (Kelly kick)
FSU	Dean 1 run (Cismesia kick)
PSU	FG Kelly 29

TEAM STATISTICS


	PSU	FSU
First Downs	23	12
Rushes-Yards	48-138	26-26
Passing	253	258
Comp-Att-Int	21-39-1	24-43-1
Total Offense (Plays-Yards)	87-391	69-284
Return Yards	70	259
Punts-Avg.	11-44.3	9-39.2
Fumbles-Lost	1-1	1-0
Penalties-Yards	8-43	13-129
Sacks By (No.-Yards)	3-18	3-18
Time of Possession	34:16	25:44
Attendance		77,773

INDIVIDUAL STATISTICS

RUSHING-FSU: Washington 6-30, Booker 7-2, Dean 1-1, Coleman 2-1, Smith 1(-minus 1), Weatherford 8(-minus 4). PSU: Scott 26-110, Robinson 17-21, Norwood 1-7, Snow 1-1, Kinlaw 2-0, King 1(-minus 1).

PASSING-FSU: Weatherford 24-43-1-258. PSU: Robinson 21-39-1-253.

RECEIVING-FSU: Booker 3-69, Reid 4-55, Davis 3-55, Carr 3-25, Washington 6-24, Rouse 1-10, Henshaw 2-9, Root 1-8, Fagg 1-3. PSU: Norwood 6-110, Kilmer 6-79, King 5-27, Smolko 2-21, Butler 1-13, Hunt 1-3.



2006 EMERALD BOWL

Dec. 27, 2006 | San Francisco, CA

Florida State 44
UCLA 27

SCORE BY QUARTERS

	1	2	3	4	F
Florida State	7	6	10	21	44
UCLA	10	10	7	0	27

SCORING SUMMARY

FSU	Booker 25 yd run (Cismesia kick), 0:26
UCLA	Brazzell 78 yd pass from Cowan (Medlock kick), 0:34
UCLA	Medlock 46 yd field goal, 1:55
FSU	Cismesia 39 yd field goal 3:00
UCLA	Taylor 7 yd pass from Cowan (Medlockkick), 3:40
UCLA	Medlock 19 yd field goal, 3:54
FSU	Cismesia 21 yd field goal, 2:09
FSU	Cismesia 36 yd field goal, 3:31
FSU	Timmons 25 yd blocked punt return (Cismesia kick)
UCLA	Moline 8 yd run (Medlock kick), 3:09
FSU	Carr 30 yd pass from Weatherford (Cismesia kick), 4:20
FSU	Booker 3 yd run (Cismesia kick), 2:18
FSU	Carter 86 yd interception return (Cismesia kick)

TEAM STATISTICS

	FSU	UCLA
First Downs	21	17
Rushes-Yards	30-105	35-194
Passing	325	240
Passes Att-Comp-Int	43-21-1	36-15-2
Total Offense (Plays-Yards)	73-430	71-434
Return Yards	4-41	3-12
Kickoff Returns-Yards	5-101	6-166
Punts (Number-Avg)	6-38.8	6-37.7
Fumbles-Lost	0-0	2-1
Penalties-Yards	5-44	4-34
Possession Time	30:12	29:48
Sacks By: Number-Yards	1-7	1-8


INDIVIDUAL STATISTICS

RUSHING: FSU: Booker 22-91; Weatherford 4-14; Davis 1-2; Dunham 2-1; Team 1-minus 3. UCLA: Markey 19-144; Williams 6-31; Moline 1-8; Austin 1-7; Cowan 7-4; Pitre 1-0.

PASSING: FSU: Weatherford 21-43-1-325. UCLA: Patrick 15-36-2-240.

RECEIVING: FSU: Fagg 6-68; Booker 5-117; Carr 4-88; Davis 3-33; Warren 1-8; Dunham 1-6; Sims 1-5. UCLA: Baumgartner 2-49; Everett 2-47; Taylor 2-32; Paulsen 2-18; Williams 2-15; Markey 2-minus 6; Breazell 1-78; Pitre 1-4; Ketchum 1-3.

*Vacated victory due to sanctions imposed by NCAA.



2007 MUSIC CITY BOWL

Dec. 31, 2007 | Nashville, TN

Kentucky 35
Florida State 28

SCORE BY QUARTERS

	1	2	3	4	F
Kentucky	7	7	14	7	35
Florida State	7	7	0	14	28

SCORING SUMMARY

UK	Tamme 14 yd pass from Woodson (Seiber kick), 10:39
FSU	Weatherford 6 yd run (Cismesia kick), 1:49
UK	Johnson 13 yd pass from Woodson (Seiber kick), 8:28
FSU	Carter 24 yd interception return (Cismesia kick), 3:28
UK	Little 2 yd pass from Woodson (Seiber kick), 6:49
UK	Dixon 4 yd run (Seiber kick), 0:04
FSU	Weatherford 1 yd run (Cismesia kick), 8:02
UK	Johnson 38 yd pass from Woodson (Seiber kick), 5:19
FSU	Carr 7 yd pass from Weatherford (Cismesia kick), 2:14

TEAM STATISTICS


	UK	FSU
First Downs	29	22
Rushes-Yards	36-143	33-204
Passing	358	276
Passes Att-Comp-Int	50-32-1	50-22-2
Total Offense (Plays-Yards)	86-501	83-480
Fumble Returns-Yards	0-0	1-51
Punt Returns-Yards	2-36	1-16
Kickoff Returns-Yards	3-57	3-44
Punts (Number-Avg)	5-39.8	6-41.7
Fumbles-Lost	5-3	1-0
Penalties-Yards	7-45	10-102
Possession Time	30:25	29:35
Sacks By: Number-Yards	1-13	3-27

INDIVIDUAL STATISTICS

RUSHING: Kentucky: Rafael Little 28-152; Tony Dixon 4-17; Andre' Woodson 4-minus 26. Florida State: Antone Smith 17-156; Drew Weatherford 12-48; Preston Parker 2-1; Sedrick Holloway 1-0; Team 1-minus 1.

PASSING: Kentucky: Andre' Woodson 32-50-1-358. Florida State: Drew Weatherford 22-48-2-276; Preston Parker 0-1-0-0; Team 0-1-0-0.

RECEIVING: Kentucky: Rafael Little 8-50; Steve Johnson 7-124; Keenan Burton 7-56; Dicky Lyons 5-78; Jacob Tamme 3-35; Tony Dixon 1-8; Maurice Grinter 1-7. Florida State: Preston Parker 8-105; Greg Carr 6-99; DeCody Fagg 5-51; Rod Owens 2-10; Antone Smith 1-11.



2008 CHAMPS SPORTS BOWL

December 27, 2008 | Orlando, FL

Florida State 42
Wisconsin 13

SCORE BY QUARTERS

	1	2	3	4	F
Wisconsin	0	3	3	7	13
Florida State	0	14	14	14	42

SCORING SUMMARY

FSU	Nicholson, D 75 yd fumble recovery (Gano, G kick)
WISC	Welch, Philip 31 yd field goal
FSU	Carr, G 15 yd pass from Ponder, C (Gano, G kick)
WISC	Welch, Philip 41 yd field goal
FSU	Smith, A 6 yd run (Gano, G kick)
FSU	Jones, C. 14 yd run (Gano, G kick)
FSU	Watson, D 51 yd fumble recovery (Gano, G kick)
FSU	Pirowski, C 10 yd pass from Ponder, C (Gano, G kick)
WISC	Theus, Elijah 20 yd pass from Sherer, Dustin (Welch, Philip kick)

BOWL GAMES IN REVIEW

TEAM STATISTICS

	WISC	FSU
First Downs	16	23
Rushes-Yards	38-201	38-134
Passing	132	276
Passes Att-Comp-Int	16-9-0	37-23-0
Total Offense (Plays-Yards)	54-333	75-410
Fumble Returns-Yards	0-0	2-126
Punt Returns-Yards	1-3	4-29
Kickoff Returns-Yards	4-62	4-71
Interception Returns-Yards	0-0	0-0
Punts (Number-Avg)	6-44.3	5-48.2
Fumbles-Lost	3-3	0-0
Penalties-Yards	2-25	7-85
Possession Time	24:52	35:08
Third-Down Conversions	2 of 10	10 of 17
Fourth-Down Conversions	0 of 0	0 of 1
Red-Zone Scores-Chances	2-3	4-4
Sacks By: Number-Yards	2-13	3-17

INDIVIDUAL STATISTICS

RUSHING: Wisconsin-Hill, P.J. 15-140; Clay, John 11-39; Anderson, Isaac 1-19; Sherer, Dustin 7-9; Pressley, Chris 1-2; Brown, Zach 1-minus 1; TEAM 1-minus 2; Gilreath, David 1-minus 5. Florida State-Jones, C. 4-55; Smith, A 16-39; Ponder, C 9-19; Givens, L. 1-8; Weatherford, D 1-6; Thomas, J. 3-4; Sims, M 2-3; Bradham, N. 1-2; Reed, B 1-minus 2.

PASSING: Wisconsin-Sherer, Dustin 9-16-0-132. Florida State-Ponder, C 18-31-0-199; Weatherford, D 5-6-0-77.

RECEIVING: Wisconsin-Graham, Garrett 3-62; Toon, Nick 2-27; Anderson, Isaac 2-18; Theus, Elijah 1-20; Gilreath, David 1-5. Florida State-Carr, G 8-78; Reed, B 5-24; Wade, C 2-41; Givens, L. 2-33; Piurowski, C 2-32; Surrency, C. 1-25; Fortson, J. 1-20; Smith, A 1-18; Easterling, T 1-5.



2009 GATOR BOWL

Jan. 1, 2010 | Jacksonville, FL

West Virginia	21
Florida State	33

SCORE BY QUARTERS

	1	2	3	4	F
West Virginia	14	0	0	7	21
Florida State	3	10	10	10	33

SCORING SUMMARY

WVU	Jarrett Brown 32 yd run (Tyler Bitancurt kick)
FSU	Dustin Hopkins 26 yd field goal
WVU	Noel Divine 1 yd run (Tyler Bitancurt kick)
FSU	Jermaine Thomas 12 yd run (Dustin Hopkins kick)
FSU	Dustin Hopkins 42 yd field goal
FSU	Dustin Hopkins 22 yd field goal
FSU	Jermaine Thomas 19 yd run (Dustin Hopkins kick)
WVU	Ryan Clarke 5 yd run (Tyler Bitancurt kick)
FSU	EJ Manuel 2 yd run (Dustin Hopkins kick)
FSU	Dustin Hopkins 37 yd field goal. 02:02

TEAM STATISTICS

	WVU	FSU
First Downs	8	24
Rushes-Yards	37-221	46-226
Passing	107	189
Comp-Att-Int	9-19-1	17-24-0
Total Offense (Plays-Yards)	56-328	70-415
Fumble Returns-Yards	0-0	0-0
Punt Returns-Yards	0-0	2-37
Kickoff Returns-Yards	7-146	4-101
Interception Returns-Yards	0-0	1-0
Punts-Avg	0-0	2-37
Fumbles-Lost	0-0	0-0
Penalties-Yards	3-29	7-69
Sacks By (No.-Yards)	0-0	5-42
Time of Possession	22:53	37:07
Third-Down Conversions	4 of 11	7 of 14
Fourth-Down Conversions	1 of 2	0 of 0
Red-Zone Scores-Chances	2-3	6-7

INDIVIDUAL STATISTICS

RUSHING - WVU: Divine 16-168, Brown 6-43, Clarke 3-12, Sanders 1-7. FSU: Thomas 25-121, Manuel 14-70, Thompson 2-20, Reed 3-9, Givens 1-4, Pryor 1-2.

PASSING - WVU: Smith 8-15-0, Brown 1-4-1. FSU: Manuel 17-24-0

RECEIVING - Starks 3-30, Divine 2-28, Sanders 2-14, Austin 1-19, Arnett 1-16. FSU: Fortson 4-73, Owens 3-37, Easterling 3-33, Pryor 2-22, Reed, 2-0, Thomas 1-9, Thompson 1-9, Reliford 1-6.



2010 CHICK-FIL-A BOWL

Dec. 31, 2010 | Atlanta, GA

South Carolina	17
Florida State	26

SCORE BY QUARTERS

	1	2	3	4	F
South Carolina	0	3	7	7	17
Florida State	6	7	6	7	26

SCORING SUMMARY

FSU	Dustin Hopkins 29 yd field goal
FSU	Dustin Hopkins 48 yd field goal
FSU	Chris Thompson 27 yd run (Dustin Hopkins kick)
SC	Spencer Lanning 40 yd field goal
FSU	Dustin Hopkins 35 yd field goal
SC	Garcia 3 yd pass from Ace Sanders (Lanning kick)
FSU	Dustin Hopkins 45 yd field goal. 4-3 1:30
SC	Brian Maddox 7 yd run (Spencer Lanning kick)
FSU	Easterling 7 yd pass from EJ Manuel (Dustin Hopkins kick)

TEAM STATISTICS

	SC	FSU
First Downs	22	18
Rushes-Yards	32-139	45-218
Passing	275	90
Comp-Att-Int	21-36-3	12-21-1
Total Offense (Plays-Yards)	68-414	66-308
Return Yards	41	99
Punts-Avg.	2-43.5	3-51.0
Fumbles-Lost	2-2	3-0
Penalties-Yards	5-58	6-50
Sacks By (No.-Yards)	2-9	2-11
Time of Possession	26:32	33:28
Attendance		72217

INDIVIDUAL STATISTICS

RUSHING - FSU: Chris Thompson 25-147; EJ Manuel 7-46; Lonnie Pryor 2-10; Ty Jones 4-7; Jermaine Thomas 1-6; Christian Ponder 5-3; TEAM 1-minus 1. SC: Kenny Miles 10-70; Brian Maddox 12-53; Stephen Garcia 8-14; Stephon Gilmore 1-3; M. Lattimore 1-minus 1.

PASSING - FSU: EJ Manuel 11-15-0-84; Christian Ponder 1-5-0-6; Bert Reed 0-1-1-0. SC: Stephen Garcia 19-34-3-243; Ace Sanders 1-1-0-3; Stephon Gilmore 1-1-0-29.

RECEIVING - FSU: Bert Reed 2-25; Chris Thompson 2-17; Willie Haulstead 2-14; Taiwan Easterling 1-5. SC: Alshon Jeffery 9-130; M. Lattimore 3-48; Tori Gurler 2-49; Brian Maddox 2-16; D.L. Moore 2-4; Ace Sanders 1-16; Jason Barnes 1-9; Stephen Garcia 1-3.



2011 CHAMPS SPORTS BOWL

Dec. 29, 2011 | Orlando, FLA

Florida State	18
Notre Dame	14

SCORE BY QUARTERS

	1	2	3	4	F
Florida State	0	0	3	15	18
Notre Dame	7	0	7	0	14

SCORING SUMMARY

ND	Zeke Motta 29 yd fumble recovery (David Ruffer kick)
ND	Michael Floyd 5 yd pass from Rees (David Ruffer kick)
FSU	Dustin Hopkins 42 yd field goal
FSU	Bert Reed 18 yd pass from EJ Manuel (pass failed)
FSU	Rashad Greene 15 yd pass from EJ Manuel (rush failed)
FSU	Dustin Hopkins 29 yd field goal

TEAM STATISTICS

	FSU	ND
First Downs	13	19
Rushes-Yards	29-41	35-93
Passing	249	187
Comp-Att-Int	31-20-0	35-19-3
Total Offense (Plays-Yards)	60-290	70-280
Fumble Returns-Yards	0-0	1-29
Punt Returns-Yards	2-18	3-45
Kickoff Returns-Yards	2-101	5-94
Interception Returns-Yards	3-39	0-0
Punts (Number-Avg.)	8-47.2	7-40.7
Fumbles-Lost	1-1	1-0
Penalties-Yards	5-44	5-39
Possession Time	29:51	30:09
Third-Down Conversions	3 of 14	7 of 15
Fourth-Down Conversions	0 of 1	0 of 0
Red-Zone Scores-Chances	4-4	1-3
Sacks By (No.-Yards)	4-28	5-44
Attendance		68305

INDIVIDUAL STATISTICS

RUSHING: Florida State-Devonta Freeman 13-48; James Wilder Jr. 4-10; Chad Abram 1-3; EJ Manuel 11-minus 20. Notre Dame-WOOD, Cierre. 18-60; RIDDICK, Theo 8-36; HENDRIX, Andrew 4-26; TEAM 1-minus 1; REES, Tommy 4-minus 28.

PASSING: Florida State-Florida State-EJ Manuel 20-31-0-249. Notre Dame-REES, Tommy 16-27-2-163; HENDRIX 3-8-1-24.

RECEIVING: Florida State-Rashad Greene 5-99; Kenny Shaw 4-64; Rodney Smith 4-34; James Wilder Jr. 2-14; Devonta Freeman 2-12; Bert Reed 1-18; Lonnie Pryor 1-5; Christian Green 1-3. Notre Dame-EIFERT, Tyler 6-90; FLOYD, Michael 5-41; TOMA, Robby 4-34; RIDDICK, Theo 2-7; WOOD, Cierre 1-8; JONES, TJ 1-7.



Florida State Downs South Carolina To Capture 2010 Chick-Fil-A Bowl
Jimbo Fisher celebrates his first bowl victory as head coach of the Seminoles

FSU ADMINISTRATION





UNIVERSITY ADMINISTRATION



Dr. Eric J. Barron University President

Dr. Eric J. Barron became the 14th president of The Florida State University on February 1, 2010.

He is a 1973 Florida State alumnus, with a bachelor's degree in geology. He earned master's and doctoral degrees in oceanography from the University of Miami.

Prior to assuming the Florida State presidency, he served as director of the National Center for Atmospheric Research in Boulder, Colo. From 2006-2008 Dr. Barron was dean of the Jackson School of Geosciences at the University of Texas at Austin. At Pennsylvania State University from 1986 to 2006, he was professor of geosciences, director of the Earth System Science Center, director of the EMS Environment Institute, and finally dean of the College of Earth and Mineral Sciences.

Dr. Barron is a Fellow in the American Association for the Advancement of Science, the American Geophysical Union, the American Meteorological Society and the Geological Society of America. He has received many national awards as a scholar, researcher and distinguished lecturer, has published extensively, and has been editor or a member of the editorial boards of a dozen academic journals.

He has testified before Congress and has chaired numerous committees in service to the federal government, including the NASA Senior Review for the Earth Sciences in 2005. He has chaired committees and panels of the National Research Council since 1987 and currently chairs "An Ocean Infrastructure for U.S. Ocean Research in 2030."

A highly visible scientist, Barron is committed to the full spectrum of academic disciplines. He is an ardent supporter and advocate for the full spectrum of excellence in the arts and humanities, sciences, law, business and medicine.

A native of Lafayette, Ind., Barron and his wife, Molly, have two grown children and one granddaughter.

2012-13 Florida State Board of Trustees



Allan Bense, Chair



Edward E. "Ed" Burr



Susie Busch-Transou



Joseph L. Camps



Emily Fleming Duda



Joseph Gruters



Wm. Andrew Haggard



Mark Hillis



James E. Kinsey, Jr.



Sandra Lewis



Margaret A. "Peggy" Rolando



Brent W. Sembler



Rueben Stokes



Dr. Barron with FSU women's basketball head coach Sue Semrau



ATHLETIC ADMINISTRATION



Randy Spetman Director of Athletics

Florida State Director of Athletics Randy Spetman can rightfully look at his four years at the helm of the Seminole athletic program with great pride. In his three full seasons as the Seminoles AD, FSU qualified for NCAA postseason play in every sport every year with just one exception. This past athletic year FSU equaled its highest-ever Director's Cup finish placing fifth for the second time in three years. The Seminoles were also just one of two schools to finish ranked among the Top 25 in football, men's basketball

and baseball. Six Seminole teams made it to the final four in their respective sports and the ACC named six of FSU's student-athletes the top scholar-athlete of the year in their sport.

In 2010-11 Florida State athletics was the only Division I department in the NCAA to have all of its 19 sports participate in the NCAA postseason. It marked the second consecutive year that FSU sent every one of its athletic programs into NCAA postseason play. In addition, this past athletic year the FSU's men's basketball program won the ACC Tournament Title for the first time in school history, as did the Seminole women's soccer team.

After being ranked 15th nationally in the Director's Cup following his first year, FSU earned its highest ever ranking in 2009-10 when the school finished fifth overall. In 2010-11 FSU was in the top 10 once again finishing ninth in the nation. These were the first top 10 finishes in school history and in each of the last seven years the Seminole athletic program has finished higher in the standings than at any other point in program history. The first ever top 10 finishes under Spetman are so impressive as this has been accomplished during a time when budgets are as constrained at Florida's universities as they have ever been in the modern era.

In 2011-12 Florida State had a banner athletic year under Spetman's guidance both on the field and in the classroom. There were more than 50 All-America honors earned by Seminole student-athletes this past year, a number that was surpassed only by the amount of athletes selected to All-ACC Academic Teams.

"This was a wonderful athletic year on so many levels. Finishing in the top 5 for the second time in three years, something only four programs with three straight top 10 finishes have done, speaks to the commitment and excellence of this entire department, our coaches and especially our student-athletes," said Spetman. "To finish in the top 5 for a second time in three years and inside the top 15 every year I have been at Florida State is an amazing accomplishment. We are very proud to be amongst this select group of athletic programs and I know our fans appreciate the success we have had across the board."

In 2011-12 Florida State was one of only two schools to have football play in a bowl game, the men's team make the NCAA Basketball tournament and the baseball team play in the College World Series. That blend of rare success has been the norm the last three years at Florida State under Spetman. FSU was one of only eight schools to have its football team play in a bowl game, its men's basketball team selected to the NCAA Tournament and its baseball team selected for the NCAA Championships in 2010-11. That came on the heels of 2009-10 when the Seminoles were one of only three universities in the country to appear in a bowl game, a NCAA men's basketball tournament and advance to the baseball College World Series.

The success Spetman has experienced at Florida State begins with excellence in the classroom. In November of 2008, football's Myron Rolle highlighted the academic year when he became the second Seminole student-athlete since 2006 to earn a Rhodes Scholarship - one of the oldest and most prestigious awards for international study. It was the first time in nearly 25 years a Rhodes Scholar was awarded to a prominent college football player. Rolle is the fourth Florida State student ever to be named a Rhodes Scholar.

In the last three years alone there have been 18 Seminoles named the ACC's top student-athlete in their sport, 13 student-athletes have been named CoSIDA Academic All-Americans, 25 have been named CoSIDA Academic All-District first team selections and well over 200 All-ACC Academic honors have been bestowed on FSU student-athletes.

The success FSU's student-athletes and coaches have achieved since Spetman's first full year on the job in 2009 is a credit to his leadership and direction for the department. In just four years, there have been more than 250 All-America honors earned by Seminole student-athletes, 18 ACC Coach of the Year awards, 18 ACC team championships and out of a possible 76 NCAA Tournament appearances, the Seminoles have advanced to NCAA postseason play 69 times.

Over the last two years FSU added three exciting facilities with the completion of a multi-purpose teaching facility and six indoor courts for the tennis programs, a softball hitting complex, and a new sand volleyball complex as well. In 2011-12 the football practice fields, which underwent a major renovation during the summer, opened for fall practice.

Spetman was introduced as Director of Athletics at FSU on February 4, 2008 following a national search. A former pilot and retired Air Force colonel, he took over after serving as Director of Athletics at Utah State from 2004-2008 and in the same position at the United States Air Force Academy from 1996-2003.

Spetman, 59, was lauded over his tenure at Utah State for the success of the Aggies' athletic programs both on the field or court and in the classroom. Utah State joined the Western Athletic Conference (WAC) in 2005 and claimed four conference championships in its first two years. USU's student-athletes led the WAC with a 78 percent graduation rate and maintained over a 3.0 cumulative grade point average.

Under Spetman's leadership, Utah State made high profile improvements to the football stadium. He also spearheaded fundraising and building efforts for a \$12.5 million facility and crafted a unique business partnership for medical health coverage that improved the overall coverage of USU student-athletes and reduced medical costs. In addition, he negotiated a lucrative new marketing agreement for Aggie Athletics with Learfield Sports Properties.

Spetman spent eight successful years as Director of Athletics at the United States Air Force Academy in Colorado Springs, Colo. During his tenure, he administered the school's 27-sport intercollegiate program as well as the physical education and intramural programs. Under his command, the football team participated in four bowl games.

Born and raised in Council Bluffs, Iowa, Spetman graduated from the Air Force Academy in 1976. He earned three letters as a defensive end for the Falcons and was a team captain as a senior. He also won a pair of heavyweight Wing Open Boxing Championships. Spetman's 28-year military career took him around the world in a variety of positions. A command pilot with more than 3,000 hours of flight time, his range of positions took him from assistant football coach at his alma mater to Chief of Bomber Planning in Operations Desert Shield and Desert Storm to serving as Chief, Command and Control Division, Operations Directorate of the U.S. European Command in Stuttgart, Germany.

A graduate from Squadron Officer School, he attended the National War College and earned a master's degree in National Security Strategy. Spetman also holds a master's in management and supervision from Central Michigan University.

He served as President of the National Association of Collegiate Director's of Athletics (NACDA) in 2009-10.

He and his wife, the former Becky Luhning of Des Moines, Iowa, are the parents of two grown children, Brian and Kim.



Randy Spetman with FSU men's basketball coach Leonard Hamilton



Dr. Pamela L. Perrewé Faculty Athletics Representative

Pamela L. Perrewé (Ph.D.) is in her second year as the Faculty Athletics Representative to the NCAA and the Atlantic Coast Conference.

Perrewé is the Haywood and Betty Taylor Eminent Scholar of Business Administration and Distinguished Research Professor at Florida State University. She received her Bachelor degree in Psychology from Purdue University and her Master and Ph.D. degrees in Management from the University of Nebraska.

Perrewé has focused her research interests in the areas of job stress, burnout, coping, mentoring, organizational politics, emotion and personality. Perrewé has published several books, over 30 book chapters and over 100 articles in journals such as Academy of Management Journal, Journal of Management, Journal of Applied Psychology, and Organizational Behavior and Human Decision Processes. She holds Fellow status in the Society for Industrial and Organizational Psychology and the American Psychological Association.

Perrewé has maintained a commitment to her profession as well as to Florida State University for over 25 years, and she has won teaching, mentoring, and research awards at Florida State University. She has served as the Management Department Chair as well as the Associate Dean for Graduate Programs in the College of Business. She has a passion for sports, enjoys playing tennis, and has served on the Athletic Board since 2004. Perrewé also served on the Board of Scientific Counselors of the National Institute for Occupational Safety and Health (NIOSH) from 2004-2007. She is married to Dr. Gerald R. Ferris and together they have six children; Erin, Jennifer, Emily, Ellie, Stephen and Matthew and one granddaughter, Lily.



ATHLETIC ADMINISTRATION



Monk Bonasorte Senior Associate Athletic Director Football Oversight

Monk Bonasorte is in his fifth year as Senior Associate Athletic Director at Florida State and among his responsibilities are oversight of internal operations within the athletic department and oversight of Florida State's football program.

Currently, Bonasorte is responsible for administrative oversight of the following departments: Media Relations, Equipment,

Communications, Student Services, Athletic Training, Coaches Video and Strength & Conditioning.

A member of Florida State's All-Time football team as named by Athlon Magazine, Bonasorte earned four varsity letters (1977-80), played in the 1977 Tangerine Bowl and two Orange Bowls (1980 and 1981) and was inducted into the FSU Athletics Hall of Fame in 1995 as one of the top defensive backs in school history. He ranks second in school history with 15 interceptions while his eight interceptions in 1979 ranks as the second highest single season total in school history.

Bonasorte joined the Florida State athletics department executive staff in 2008 after a 13-year career as the president and executive director of the Florida State University Varsity Club - the organization that gives back to every Seminole letterwinner and allows them to give back to the current letterwinners. He helped build the FSU Varsity Club into one of the top organizations of its kind across the nation.

As a player, Bonasorte earned All-America Third Team honors in 1979 by the Associated Press and All-America Second Team honors from Football News in 1980 starring on one of the toughest defensive units in Florida State history in 1979. He led the nation in interceptions for the majority of the 1979 season and finished with eight to rank fourth nationally and set a Seminole record for interceptions in a season. The Seminoles ranked sixth nationally and fifth nationally during his junior and senior seasons, respectively.

Bonasorte spent seven years working with the Elmont Sports Group - a leader in the building and marketing of professional sports teams. He served as the marketing director for two seasons for the Tallahassee Scorpions of the indoor professional soccer league. He served as the director of marketing for the East Coast Hockey League Tallahassee Tiger Sharks (1997-99) and served as the Vice-President and General Manager for the Tallahassee Thunder of the Arena2 Football league (1999-2003).

Bonasorte and his wife, Beverly, have two sons, T.J. and Rocky.



Vanessa Fuchs Senior Associate Athletic Director SWA

Florida State Athletic Director Randy Spetman promoted Vanessa Fuchs to the role of Senior Associate Athletic Director/ Senior Woman Administrator in May of 2012. Fuchs had served as the department's associate athletic director for compliance since 2010.

Since joining the athletics staff in 2010, Fuchs has focused her time on building a comprehensive rules education program, implementing a department-wide recruiting and compliance software system and establishing a new team structure for the compliance office.

Prior to arriving at Florida State, Fuchs committed seven years to the National Collegiate Athletic Association (NCAA) in Indianapolis, Indiana. In 2007, her extensive knowledge of NCAA legislation, interpretations and the NCAA's governance process earned her a promotion to Associate Director of Academic and Membership Affairs (AMA).

Fuchs remained rooted in AMA throughout her tenure with the NCAA. Fuchs was primarily responsible for supervising the functions of the Legislative Relief Waiver team and contributed heavily to issuing interpretations, serving as a staff liaison to NCAA governance committees and leading project teams for the association.

Before embarking on her career with the NCAA, Fuchs got her start working for the Atlantic Coast Conference as a Championships Intern in 2001. The Pompano Beach, Fla., native was a four-year letterwinner for the Seminoles' women's basketball team from 1997-2001. She was the team co-captain in her senior year. Fuchs finished her career as a three-time ACC Honor Roll selection.

Fuchs graduated Magna Cum Laude with a bachelor's degree in communications at Florida State University and earned her master's degree from the University of North Carolina in sport administration. She will oversee the compliance and academic departments in her new role.



Kevin Terry Senior Associate Athletic Director CFO

Kevin Terry is in his eighth year with the Florida State Athletics Department. After serving as Assistant Athletics Director of Business Operations and Finance, Terry was elevated to the position of Senior Associate Athletic Director and CFO in July of 2010. This past year he added oversight responsibilities for Florida State's men's basketball program.

Terry joined the Florida State University Athletics Department in 2004, served as Assistant Business Manager from 2004-2007 and was promoted to Business Manager in 2007 in charge of all business operations for Seminole Athletics. Terry was later promoted to Assistant Athletics Director of Business Operations and Finance in 2009.

In his role as chief financial officer of the department, Terry directs the development and administration of the program's \$67 million budget and oversees the athletic department's financial planning.

Currently, Terry is responsible for administrative oversight of the following departments: Business Operations, Ticket Operations, Marketing and Promotions, Facilities and Event Management, Digital Media, Information Technology, Courtesy Car Program, and Human Resources/Payroll representative.

Before coming to Florida State University, Terry worked for five years with the Georgia Institute of Technology Athletic Association in a number of roles. While at Georgia Tech, Terry had multiple responsibilities within both Business Operations and Ticket Operations for the Yellow Jackets.

Terry received both his bachelor's degree in Business Administration and Finance and a master's degree in sport administration from Georgia State University in Atlanta.



COMPLIANCE



What is NCAA Compliance?

Florida State University is committed and obligated to the principle of institutional control in operating its athletics program in a manner that is consistent with the letter and the spirit of the NCAA, ACC and university rules and regulations. The maintaining of institutional control is imperative to the continued growth and success of Seminole Athletics. Proper rules compliance is the concern of everyone associated with Florida State University, and everyone plays a role. Keeping our student-athletes, administrators, coaching staffs and alumni/boosters abreast of NCAA and ACC rules is the key to ensuring proper rules compliance.

The FSU Compliance Team coordinates, monitors and verifies compliance with all NCAA requirements and educates the various constituencies of the University and the community regarding NCAA/ACC regulations. Our office is dedicated to providing educational programs and interpretive support to ensure that all individuals involved with the athletics program understand and adhere to the University's compliance expectations. It is the goal of the compliance program to place the University in a proactive position by educating, overseeing and monitoring the intercollegiate athletics program and maintaining a positive compliance environment. Some of the areas that the office is responsible for are Amateurism, Coaching Limits, Eligibility, Recruiting, Financial Aid, Awards and Benefits and Playing and Practice Seasons.

The Compliance Office is located on the Fourth Floor of the Moore Athletic Center and is staffed by the Associate Athletic Director for Compliance, two Assistant Athletic Directors, two Directors of Compliance and two Graduate Assistants. We welcome any questions or concerns that you may have regarding the NCAA or ACC regulations in relation to FSU student-athletes or athletics programs.

Contact the Compliance Team

Phone 850/644-4272
Email ath-compliance@admin.fsu.edu
Twitter @FSUcompliance
Facebook "FSU Compliance"

Please Remember to ASK Before you ACT!

Florida State University wants to continue our winning ways, but it is important to win the right way – and that means adhering to the NCAA rules. Therefore, we encourage you to contact the Compliance Team should you have any questions about or knowledge of a potential rules violation. Providing information about any potential violations is the best way to protect FSU, current student-athletes and prospects.

We greatly appreciate your continued support and assistance in our compliance efforts.

COMPLIANCE STAFF



Jim Curry
Assistant Athletics
Director for Compliance/
Interim Director



Jennifer Santiago
Assistant Athletics
Director for Admissions
and Initial Eligibility



Bret Cowley
Director of Compliance



Alex Dominato
Director of Compliance



ACADEMIC SERVICES



Mission Statement

The mission of Student-Athlete Academic Services (SAAS) at The Florida State University is to help student-athletes strive for excellence in all aspects of life. This is accomplished by creating an environment that supports academic, athletic and personal achievement, utilizing highly qualified and dedicated support staff and administrative personnel. A combined effort helps individuals become better students, athletes, and citizens, and prepares student-athletes to make transitions to the next level of participation academically and athletically.

More specifically, the drive towards excellence will focus on the advancement of learning, developing leadership skills, and fostering the personal growth of the student athlete, while offering a high quality athletics program. SAAS personnel will strive to provide programs that develop meaningful standards of scholarship, leadership, integrity and self-responsibility. This focus extends to all phases of academic and professional development, culminating with graduation and job placement or graduate school.

Academic Advising

The advisors in SAAS serve as a portion of the advising unit for all student-athletes. The staff advises students through the Liberal Studies curriculum, degree prerequisites and major requirements. Advisors work with the students in a number of areas related to the academic experience at Florida State University, with a primary emphasis in advising and monitoring the progress toward the selected degree program, taking into consideration all variables which would enhance or impede each student toward the goal of graduation. By partnering with on-campus major advisors, the SAAS staff provides comprehensive assistance in all areas of university advising.

Support Services

In addition to academic advisors, student-athletes have the opportunity to benefit from working with the staff Learning Specialists. Designed to provide intensive, essential learning strategies, the SAAS learning specialists' target population are at-risk student-athletes who would like to refine their basic skills. By providing proactive, early, sustained, individualized support to enhance student success and develop independent learners, learning specialists are utilized by more than just the at-risk population. Additional responsibilities include administering an academic needs assessment for student-athletes with learning challenges, as well as consulting on referrals for further testing if desired.

Tutoring Program

The Athletic Department at Florida State University has made a commitment to providing our student athlete with one of the finest and most comprehensive tutorial programs in the nation. The tutorial program is just one of several key support services that are available to all student-athletes as they progress towards their goal of obtaining a college degree from FSU.

SAAS hires approximately 70 tutors a year, from a variety of academic departments, who are committed to providing proactive in individualized assistance with course comprehension and study skills. The tutoring program provides student-athletes the opportunity to meet individually with tutors, with the overall goal being for the student-athletes to develop different study habits, various ways to approach and understand material, and effective test preparation methods. The tutors engage the student-athletes in different ways to become academically successful.



Steve Duzan
Assistant AD/Director
of Student-Athlete
Academic Services



Dr. Brian Mand
Associate Director



Dr. Kacy King
Director of
Educational Services



Cathy Badger
Academic Advisor



LeAnn Bird
Academic Advisor



Ashton Henderson
Academic Advisor



Kelly Higgins
Academic Advisor



Charlie Hogan
Academic Advisor



Seminole Athletics Touts...

- **17 Postgraduate Scholarship Award winners**, including six CFA and seven NFF Postgraduate Scholarship winners.
- **Scholar-Athlete** - In 2010 Christian Ponder was one of 16 recipients of the National Football Foundation's Scholar-Athlete Award - one of the most prestigious honors bestowed upon a college football player. His inclusion on the list elevated him into a finalist for the William V. Campbell Trophy, presented to the nation's top scholar-athlete.
- In the Spring 2012 semester, **222 Seminole student-athletes achieved a 3.0 grade point average or better**. In all, eight of 20 FSU athletic teams posted a 3.0 semester GPA or better.
- A total of **21 student-athletes posted a perfect 4.0 GPA** with 14 earning President's List Honors. 75 student-athletes earned Dean's List honors with a 3.5 GPA or better.
- The Athletic Department posted a cumulative GPA of 2.85 and a 2.73 semester GPA.



ACADEMIC SERVICES

Our "Objective Tutoring Plus" program gives student-athletes additional assistance outside of their normally scheduled tutoring sessions. These sessions, which are scheduled through the student-athlete, advisor, and tutor further engage the student-athlete in the academic process by establishing learning objectives and completing them within the duration of the appointment.

Tutorial assistance is a free service available to all student athletes in any of their academic coursework and may be obtained by filing out a tutorial request form through GradesFirst website or through discussing their needs with their advisor.

Matt Schmauch Academic Commitment Award

The Matt Schmauch Academic Commitment Award was established in honor and memory of former Academic Support Assistant Director Matt Schmauch, who passed away in June of 2003, and is given annually to a deserving football student athlete. The award does not necessarily go to the football player with the highest GPA. Rather, it goes to the player who is dedicated to getting a degree, is accountable and responsible in the classroom and works everyday to be a better student.

2004	Eric Moore, Defensive End
2005	Willie Jones, Defensive End
2006	Darrell Burston, Defensive End
2007	Jacky Claude, Offensive Lineman
2008	Antone Smith, Running Back
2009	Kendrick Stewart, Defensive Tackle
2010	Rodney Hudson, Offensive Lineman
2011	Andrew Datko, Offensive Lineman
2012	Josh Gehres, Wide Receiver



Mentoring Program

The SAAS Mentor Program is designed to assist incoming freshman, transfers and "at-risk" student-athletes with their transition to Florida State University by developing the necessary skills to become a successful student. This developmentally-oriented program creates relationships between the mentors and mentees that will foster a well-rounded learning experience not only in the realm of academics but in all aspects of student-athletes' lives.

In these one-on-one meetings, student-athletes work with their assigned mentor in the areas of communicating with professors, note taking, study strategies, university policies, time management and accountability. The overall goal of the Mentor Program is for the student-athlete to move forward from this process so that they will be able to proceed throughout the rest of their collegiate career with the appropriate tools to be successful.

Computer Lab

The Student Athlete Academic Services computer lab is located in the Moore Athletic Center on the second floor outside of the SAAS office. Florida State has numerous PC compatible computers and several laser printers available for use by the student-athletes. The computer lab is available to student-athletes with a current FSU ID card. The entire Athletic Academic Support Services is also equipped with wireless internet and can easily be accessed using the standard FSU issued logon.

Bridge Program

Student-Athlete Academic Services, in conjunction with Athletic Student Services and the University, offers incoming student-athletes a "Summer Bridge Program" to aid in the transition from high school to college and highlights many different topics that are important for student-athlete success in academics and FSU. The program is a week-long intensive orientation that incorporates the standard FSU orientation with the athletics department orientation and continues throughout the six-week summer session. Seminars, designed to acclimate the students to the University community, are conducted weekly. Seminar topics include media training, health promotions, academic mapping requirements, the Academic Honor Policy and the Student Code of Conduct, as well as faculty communications and expectations.

Academic Honors and Awards Programs

Student-Athlete Academic Services is committed to recognizing the academic success of all student-athletes. The annual "Golden Torch Gala" is an academic awards banquet that occurs each fall and is the highlight of the year. At this event, the ACC Honor Roll student-athletes, and individuals with the highest GPA on their respective teams are recognized, as well as the men's and women's teams with the highest combined GPA.

Team meetings are held each year, during which time student-athletes are notified of potential honors and awards and are encouraged to apply. A combination of a strong grade point average, athletic accomplishments, community service activities and leadership experiences make for a student-athlete capable of obtaining unlimited academic honors, awards and postgraduate opportunities. Florida State student-athletes have achieved great satisfaction in obtaining recognition for academic achievements. Over the past two decades, more than \$470,000 in Postgraduate Scholarship monies has been granted to FSU student-athletes as well as numerous other academic honors.



Brad Horton
Academic Advisor



Deana Ruggeri
Academic Advisor/
Learning Specialist/
Mentor Coordinator



Melissa Vamuillis
Academic Advisor/
Learning Specialist



Jordan Walters
Tutorial Coordinator



Adrienne Allen
Office Manager



Christian Declé
Graduate Assistant



Kaleigh Gomes
Graduate Assistant



Taylor Thompson
Graduate Assistant

FSU's ACC All-Academic Football Team Selections

1992 C Robbie Baker OLB Derrick Brooks OLB Reggie Freeman QB Charlie Ward	1997 WR E.G. Green C Kevin Long DE Andre Wadsworth DT Jerry Johnson MLB Daryl Bush S Dexter Jackson	2002 LB Michael Boulware DE Kevin Emanuel WR Robert Morgan OT Brett Williams	2007 RV Myron Rolle LB Derek Nicholson
1993 CB Clifton Abraham ILB Ken Alexander OLB Derrick Brooks FS Richard Coes QB Charlie Ward	1998 P Keith Cottrell DB Chris Hope OL Jason Whitaker QB Chris Weinke	2003 LB Allen Augustin LB Michael Boulware C David Castillo RB Greg Jones CB Bryant McFadden OL Matt Meinrod	2008 OG Andrew Datko QB Christian Ponder S Myron Rolle DT Kendrick Stewart
1994 LB Daryl Bush LB Derrick Brooks DB Steve Gilmer	1999 FS Chris Hope TE Ryan Sprague QB Chris Weinke	2004 C David Castillo P Chris Hall QB Wyatt Sexton DE Kameron Wimbley	2009 PK Dustin Hopkins QB EJ Manuel QB Christian Ponder
1995 OL Lewis Tyre LB Daryl Bush LB Todd Rebol	2000 OG Justin Amman FS Chris Hope TE Ryan Sprague QB Chris Weinke	2005 C David Castillo RB Antone Smith QB Drew Weatherford	2010 PK Dustin Hopkins QB EJ Manuel QB Christian Ponder OL Zebrie Sanders
1996 OL Justin Amman LB Daryl Bush RB Warrick Dunn C Kevin Long LB Kwaesi Palmer DB Jason Poppell	2001 LB Marcello Church FS Chris Hope	2006 K/P Graham Gano S Myron Rolle RB Antone Smith QB Drew Weatherford	2011 WR Rashad Greene PK Dustin Hopkins OL Zebrie Sanders



STUDENT SERVICES



2012-13 Student-Athlete Advisory Council

Rone, Taylor	Cheer
Senterfitt, Abby	Cheer
Dobbins, Shannon	Golden Girls
Barrett, Gabby	Golden Girls
Johnson, Brandon	Baseball
Shannon, Terrance	Men's Basketball
Gibson, Darrin	Men's Cross Country
Fout, Mike	Men's Cross Country
McCray, Moses	Football
Hopkins, Dustin	Football
Dawkins, Everett	Football
Berger, Daniel	Men's Golf
Lolas, Joaquin	Men's Golf
Weber, Mark	Men's Swimming & Diving
@Klein, Nick	Men's Swimming & Diving
Nguyen, Danny	Men's Swimming & Diving
Bucaro, Andres	Men's Tennis
Reed, Anderson	Men's Tennis
Sineus, Markindy	Men's Track & Field
Grant, Tremaine	Men's Track & Field
Brits, Stefan	Men's Track & Field
Kennedy, John	Men's Track & Field
Clayton, Chasity	Women's Basketball
Pagan, Allyson	Women's Cross Country
Winslow, Amanda	Women's Cross Country
Hullert, Olivia	Women's Golf
Kuhlo, Carlton	Women's Golf
Bullock, Morgan	Softball
#Nori, Jessica	Softball
Saxton, Amanda	Sand Volleyball
Short, Casey	Soccer
McCarty, Tiffany	Soccer
Jaurena, Ines	Soccer
Goodman, Kelsey	Women's Swimming & Diving
Polley, Kristine	Women's Swimming & Diving
*Wilson, Hannah	Women's Swimming & Diving
Segarelli, Francesca	Women's Tennis
Sargeant, Amy	Women's Tennis
Chandler, Sarah	Women's Track & Field
Pemberton, Marecia	Women's Track & Field
Whalen, Chelsea	Women's Track & Field
Freeman, Sareea	Volleyball
Neff, Ashley	Volleyball

*President, #Vice President, @Secretary

About Student Services

The Office of Student Services strives to establish a commitment to the total growth and development of each student-athlete. Through the N.O.L.E.S. program (New Opportunities for Leadership, Education & Service), an administrative commitment to academics and athletic excellence, as well as to personal development, these efforts are supported with programs and services in personal, career, and leadership development.

Personal Development

Fostering the development of personal growth is a fundamental component of the N.O.L.E.S. program. This support program ensures that the student-athletes will be provided with opportunities to focus on personal growth areas such as values clarification, goal setting, fiscal planning, decision-making and personal responsibility. Programming focuses on helping the student-athletes develop a healthy lifestyle while they are at Florida State University and habits that will benefit them throughout their lives.

Career Development

Preparing for life after college is a major focus of the N.O.L.E.S. program. The program is designed to work in cooperation with Florida State's Career Center to acquaint students with the job search process, provide networking opportunities and ultimately assist with job placement. The program places a priority on the development of the total person, with the goal of developing individuals who will have rewarding and productive lifestyles after they leave Florida State University.

Community Service

Serving the community is the focus of the Seminole Spirit program. Student-athletes are challenged to give service to our community and individuals who are in need. With a clearly defined program of service, student-athletes are given the opportunity to develop a lifelong commitment to volunteerism. Over the years, our commitment to community service has grown leaps and bounds. During the 2006-2007, 2007-2008 and 2009-10 academic school year, the Florida State University Department of Athletics was recognized by the National Consortium for Academics and Sports for having one of the most successful outreach and community service programs in the nation, in which Seminole Student-Athletes impacted the lives of over 150,000 youth. During the 2010-11 academic year, Florida State's student-athletes performed almost 7,000 hours of community service as a group.

Leadership Development

The Florida State University Department of Athletics is committed to developing programs of excellence that foster leadership development. Currently, the Office of Student Services offers three leadership programs to our student-athletes. The Student-Athlete Advisory Council (SAAC) has been in place at Florida State for over 15 years and is a fantastic group of motivated student-athletes. The SAAC is made up of FSU student-athletes representing every sports team and the spirit groups. Regularly scheduled meetings occur bi-weekly which gives the members an opportunity to discuss issues confronting student-athletes, here at Florida State, as well as in the Atlantic Coast Conference (ACC) and across the nation. The SAAC at Florida State has many responsibilities: they take the lead on a variety of events, starting with New Student-Athlete Orientation,

Peers Helping Athletes Transition (P.H.A.T.) Tuesdays, the Welcome Back Picnic and the Golden Nole Awards Banquet, where seniors from each team are recognized and student-athletes who have excelled in the area of community service are honored. SAAC officers for the 2012-2013 academic year are President Hannah Wilson from Swimming and Diving, Vice President Jessica Nori from Softball and Secretary Nick Klein from Swimming and Diving.

In addition to the leadership program and opportunities provided to the student-athletes on the SAAC, there are two additional leadership programs that are offered to all male and female student-athletes. WILD (Women in Leadership Development) Women, and REAL (Reliable Educated Accountable Leaders) Men provide an opportunity for a small group of male and female student-athletes to further develop their leadership skills. Materials used for these groups are adapted from Jeff Janssen's 'Captain's Leadership Manual', John Maxwell's 'Ultimate Leadership', and Dale Carnegie's 'Leadership Institute'. Topics addressed include: effective communication, values and ethics, conflict resolution, goal setting, time management, leaving a legacy, and writing a personal mission statement. Group members are chosen on a first come, first serve basis and the curriculum lasts throughout the academic year.

STUDENT SERVICES STAFF



Dr. John Lata
Assistant Athletics Director/Director of Student Services/ Interim Director



Lorne Sam
Assistant Director



Kristy Pons
Administrative Assistant



Ochuko Jenije
Graduate Assistant



THE ACC

The Tradition

Consistency. It is the mark of true excellence in any endeavor. However, in today's intercollegiate athletics, competition has become so balanced and so competitive that it is virtually impossible to maintain a high level of consistency.

Yet the Atlantic Coast Conference has defied the odds. Now, in its 60th year of competition, the ACC has long enjoyed the reputation as one of the strongest and most competitive intercollegiate conferences in the nation. And that is not mere conjecture, the numbers support it.

Since the league's inception in 1953, ACC schools have captured 127 national championships, including 67 in women's competition and 60 in men's. In addition, NCAA individual titles have gone to ACC student-athletes 145 times in men's competition and 104 times in women's action.

The conference had an immediate impact on the national college football scene in the fall of 1953 when the University of Maryland captured the first of what would eventually be five national football titles for the ACC. Clemson laid claim to the league's second national title in 1981 while Georgia Tech followed suit in 1990. Florida State pocketed national titles No. 4 and 5 in 1993 and 1999.

Additionally, Miami has laid claim to five national gridiron titles over the past 29 seasons. Four of the Hurricanes' five national titles (1983, 1987, 1989, 2001) were unanimous with both the sportswriters and coaches polls, while in 1991 Miami (AP) shared the national title with Washington (coaches).

The 12 institutions that take to the field this fall under the ACC banner have produced 586 first- or second-team gridiron All-Americans and 73 first-team academic All-Americans.

ACC Football, though, has always been about more than just wins and losses and individual athletics honors. For the sixth time in the last seven years, ACC schools, cumulatively, were ranked higher nationally than any other conference in the most recent rankings of American Universities by the U.S. News & World Report, with seven ACC institutions ranked 38th or higher nationally and all 12 schools rated as "Tier One" schools.

The Conference was No. 1 in the NCAA's APR for the sixth consecutive year in 2012, and the ACC has led all Football Bowl Subdivision Conferences in the NCAA's graduation rate (GSR) in six of the last seven years. In 2011, six ACC schools were honored nationally (AFCA) for their graduation rates. ACC schools have led the nation in football graduation rates no fewer than 20 times and have been honored for their rates 101 times, far more than any other conference.

Since becoming a 12-team league in 2005, the ACC has consistently made history in the NFL's annual professional football draft. This year, the ACC had 15 of the first 100 players chosen in the NFL Draft, and had the first linebacker chosen.

In the 2009 NFL Draft, the ACC was the only league with four players chosen among the top nine selections in the draft. It marked the second time in four years the ACC had managed that trick, also claiming four of the top nine picks in 2005. During the 2006, 2007 and 2008 drafts, the Conference became the first college league in the history to have two of the top four NFL Draft picks in each of three consecutive years.

In 2008, the ACC also set an NFL Draft record having the first defensive player chosen for three straight years with NC State's Mario Williams (2006), Clemson's Gaines Adams (2007) and Virginia's Chris Long (2008) claiming the honor.

The ACC's run began with the 2006 Draft when the Conference set an NFL Draft record with 12 players chosen in the first round and 51 players chosen overall. During that time, the ACC is second among all conferences in the last seven years in first-round draftees, having 40 chosen, and total number of draftees with 245.

Heading into the 2012 football season, no league in America has sent more linebackers to the NFL, as no fewer than 45 former ACC standouts began the summer on NFL rosters leading both the Big Ten (44) and SEC (38) for that honor. This marked the fourth straight year the Conference had led or tied in numbers of linebackers on NFL rosters.

Since 2006, the ACC has had more defensive ends or outside linebackers—the glamorous positions of defense in the NFL—drafted in the first or second rounds (19) than any other league. The Big Ten is next with 13 followed by the SEC (8).

The 12 current ACC schools have had 2,287 players selected in the annual professional football draft, including 232 first-round selections.

Last year, the ACC had three teams ranked in the among the Top 25 in both final polls for the Associated Press and USA Today Football Coaches. Virginia Tech was ranked 21st by AP and 17th by USA Today, followed by Clemson (22nd in both polls) and Florida State (23rd in both polls).

The ACC also has a storied bowl tradition, setting an NCAA record with 10 of its teams (.833) invited to post-season bowl games in 2008, breaking its own record for bowl participation (.778) set originally in 2002.

Since 2005, the Conference is second among all leagues with 58 of its teams travelling to post-season bowl games. Additionally, five of its teams— Florida State (6th, 25-14-2, .634), Boston College (11th, 13-9, .591), NC State (16th, 14-11-1), Georgia Tech (17th, 22-18, .550) and Miami (20th, 19-17-0, .528)—rank among the Top 20 winningest bowl programs of all-time, with a sixth—Maryland (23rd, 11-11-1, .500)—tied for 23rd.

Three ACC schools are also among the top eight nationally in current bowl game streaks including national leader Florida State (30 straight bowl games), Virginia Tech (3rd, 19) and Georgia Tech (tied for 4th, 15).



2011-12 Review

The 2011-12 academic year saw ACC teams capturing four more national team titles and 7 individual NCAA crowns. In all, the ACC has won 55 national team titles over the last 14 years and has won two or more NCAA titles in 29 of the past 31 years.

The ACC was one of only three conferences in America to place two of its teams in the final Top 10 rankings of the 2011-12 Learfield Director's Cup Standings—symbolic of the nation's top overall programs—as Florida State (5th), North Carolina (8th), Virginia (15th) and Duke (16th) all were ranked nationally in the Top 20.

This past year also marked the 11th consecutive year that the ACC has placed four or more teams in the Top 30

A total of 126 ACC teams placed in NCAA post-season competition in 2011-12. League teams compiled a 116-73-5 (.611) mark against opponents in NCAA championship competition.

2011-12 National Championships

Field Hockey	Maryland
Ice Hockey	Boston College
Men's Soccer	North Carolina
Rowing	Virginia

Mission Statement of the Atlantic Coast Conference

The Atlantic Coast Conference, through its member institutions, seeks to maximize the educational and athletic opportunities of its student-athletes while enriching their quality of life. It strives to do so by affording individuals equitable opportunity to pursue academic excellence and compete successfully at the highest level of intercollegiate athletics competition in a broad spectrum of sports and championships.

The Conference will provide leadership in attaining these goals, promoting diversity and mutual trust among its member institutions, in a spirit of fairness for all. It strongly adheres to the principles of integrity and sportsmanship, and supports the total development of the student-athlete and each member institution's athletics departmental staff, with the intent of producing enlightened leadership for tomorrow.



Boston College



Clemson



Duke



Florida State



Georgia Tech



Maryland



Miami



North Carolina



NC State



Virginia



Virginia Tech



Wake Forest



THE SEMINOLE TRIBE OF FLORIDA

The Unconquered People

By Barry Ray

FSU Office of News and Public Affairs

As a people, few have prevailed over more trying circumstances than the Seminole Indians of Florida. Over the course of almost two centuries, Florida's Seminoles endured three wars with the U.S. government, resisted numerous efforts to relocate them to federal reservations in the West, and ultimately made their home in one of the world's most inhospitable environments, the Florida Everglades. That they have not only survived, but thrived — all the while maintaining their fierce independence and rich culture — is a tribute to their courage and perseverance. This is their story.

Long before European explorers ever visited the area now known as Florida, native peoples had been living here for thousands of years. In fact, as many as 100,000 members of four Indian nations — the Apalachee, the Tequesta, the Timucua and the Calusa — were living in highly organized settlements throughout the peninsula when the Spanish first arrived in 1513.

The native peoples' lack of resistance to smallpox, yellow fever and other "European" diseases, as well as later slaving raids from the English colonies of Georgia and South Carolina, eventually decimated their numbers. By the mid-18th century, the Indian nations of Florida had ceased to exist.

In their place, groups of Indians from a confederation of tribes collectively referred to as the Lower Creeks began moving into Florida from Alabama and Georgia. They had been pushed out of their former homes by the encroachment of white settlers, as well as by conflicts with other tribes. It was around this time that the name "Seminoles" first appeared; there are several possible explanations as to its origins.

When the first English speakers began arriving in Florida in 1763, they found many Creeks living as yat'siminoli, or "free people," across the northern part of the Florida peninsula. ("Yat'siminoli" was a term used in the Mikisúki, or Miccosukee, language, which still is spoken today.) The settlers may have simply ignored the Indians' separate tribal affiliations and called them all Seminolies, or Seminoles.

Others believe that the Seminole name comes from the Spanish word cimarron, meaning "wild men" or "unconquered." The Indians may have been given this name because they had escaped from slavery in the English-controlled colonies to the north.

With the end of the American Revolutionary War in 1784, English-speaking settlers began moving southward in ever greater numbers, buying or seizing land from the native inhabitants. By 1813, some of the Creek tribes in Alabama rose up against the white settlers and the Indian tribes that supported them. This conflict, known as the Creek War of 1813-14, proved disastrous to all of the tribes. U.S. troops led by Gen. Andrew Jackson crushed the uprising and forced a treaty on the Creeks that took more than 2 million acres of land from them. Several thousand Creek warriors and their families migrated south into Spanish Florida, where they and the Seminoles increased their resistance to white settlement.

In 1814, such conflicts escalated into the first of three Seminole wars. Over the next four years, Jackson illegally entered Spanish Florida numerous times to burn Seminole villages and kill resistance leaders.

With the end of the First Seminole War in 1818, many Indians moved further into Florida. By 1820, the year before Spanish Florida became a U.S. territory, there were at least 5,000 Seminoles, Creeks and Mikisúki people living here. However, a series of federal treaties failed to protect their rights and, in 1835, war broke out again.

The Second Seminole War (1835-42) proved to be the longest, most costly, and the last of the U.S. wars of Indian removal fought east of the Mississippi River. It also would be the first guerilla-style war faced by U.S. troops. Led by the fierce warrior Osceola, the Seminoles were aided by runaway slaves, who received protection from their allies in return for a portion of the agricultural staples that they grew. These so-called "Black Seminoles" also had a reputation as fierce fighters, and were equally determined to preserve their freedom.

The Symbol: Seminoles

Florida State would play two games in 1947 before students demanded the school acquire a symbol. While details conflict, most believe the account of a poll of the student body is accurate. The Florida Flambeau reported that Seminoles had won by 110 votes over Statesmen. The rest of the top contenders (in order) were Rebels, Tarpons, Fighting Warriors and Crackers.



In the 1950s, a pair of students dressed in Native American costumes and joined the cheerleaders on the field which eventually evolved into the majestic symbol of Osceola and Renegade that FSU now enjoys. Today, the Seminole Indian Tribe participates in many campus activities.

Florida State University is proud of its longstanding cooperative relationship with the Seminole Tribe of Florida. The Seminole people have suffered many hardships and injustices, but they have remained brave, dignified and proud. The Seminoles are unconquered. They symbolize what we hope will be the traits of all of our graduates, including our student-athletes.

The fighting ended in a stalemate in 1842, and an uneasy peace lasted for 14 years. In 1856, however, Seminole leader Billy Bowlegs and his followers were provoked by U.S. soldiers. They retaliated, and the ensuing series of skirmishes became known as the Third Seminole War (1856-58).

When U.S. troops once more withdrew — again with no treaty or victory — the Seminole Wars finally ended. All told, more than 3,000 Seminoles had been forcibly removed from Florida to the Western territories of Arkansas and Oklahoma. As few as 300 remained in Florida, and they took refuge within the dense swamps of the Everglades. However, their place in history was assured as the only American Indian tribe never to have signed a peace treaty with the U.S. government.

From the 1920s onward, as the development boom exploded in South Florida, the Seminoles lost more and more of their hunting lands to tourists and settlers. They became agricultural workers in the vegetable fields of South Florida, and also ran tourist attractions, wearing their colorful patchwork clothing, producing souvenirs and wrestling alligators.

On Aug. 21, 1957, the Seminole Tribe of Florida was established through a majority vote of Florida's Seminole Indians. This vote gave the Seminoles federal recognition as a self-governing tribe with a constitutional form of government. The Seminole Tribe of Florida now has almost 3,000 members living on five reservations across the peninsula at Hollywood, Big Cypress, Brighton, Immokalee and Tampa.

The Seminoles work hard to be economically independent. Tourism and gaming profits pay for infrastructure and schools on their reservations, while citrus groves, cattle agriculture, aircraft production, tobacco sales, land leases and aquaculture are other significant sources of revenue.

Having persevered through two centuries of adversity, the Seminole Indians of Florida have earned the right to call themselves "the unconquered people." Their indomitable spirit is one that Florida State University proudly seeks to emulate in all of its endeavors.

THIS IS
FLORIDA STATE
F O O T B A L L

66

From its humble beginnings a mere 66 years ago has sprung a college football program rich in history; defined by Hall of Famers, Heisman winners, national champions, exemplary young men on and off the field and a legendary coaching run. Inside the brick fortress known as Doak Campbell Stadium, Saturdays have become a spectacle, filled with pregame pageantry, which is matched only by the unconquered spirit of the competitors clad in garnet and gold. While the faces have changed over time, the goals remain the same.





Saturday, Sept. 1
Murray State
 Tallahassee, Fla.



Saturday, Sept. 22
Clemson*
 Tallahassee, Fla.



Saturday, Oct. 13
Boston College*
 Tallahassee, Fla.



Thursday, Nov. 8
at Virginia Tech*
 Blacksburg, Va.



Saturday, Sept. 8
Savannah State
 Tallahassee, Fla.



Saturday, Sept. 29
at USF
 Tampa, Fla.



Saturday, Oct. 20
at Miami*
 Miami Gardens, Fla.



Saturday, Nov. 17
at Maryland*
 College Park, Md.



Saturday, Sept. 15
Wake Forest*
 Tallahassee, Fla.



Saturday, Oct. 6
at NC State*
 Raleigh, N.C.



Saturday, Oct. 27
Duke*
 Tallahassee, Fla.



Saturday, Nov. 24
Florida
 Tallahassee, Fla.

Home Away *ACC game



[@FSU_FOOTBALL](https://twitter.com/FSU_FOOTBALL) [@SEMINOLES_COM](https://twitter.com/SEMINOLES_COM) [f /FSUSEMINOLES](https://www.facebook.com/FSUSEMINOLES)

SEMINOLES.COM