

FLORIDA STATE

B A S E B A L L



2022 MEDIA GUIDE

TABLE OF CONTENTS

FSU BASEBALL

1	Table of Contents
2	Media Information
3	Quick Facts
4	2022 Roster
5	2022 Schedule
6	Mike Martin Field at Dick Howser Stadium

COACHES & STAFF

9	Head Coach Mike Martin, Jr.
11	Asst. Coach Jimmy Belanger
13	Asst. Coach Mike Metcalf
14	Asst. Coach Andrew Amaro
15	Director of Operations Chip Baker
16	Support Staff

PLAYERS

18	Player Bios
32	Bat Girls

REVIEW

34	2021 Final Stats
35	NCAA Rankings/Final Rankings
36	2021 Results
37	Miscellaneous Stats

RECORDS/STATS

39	Records
42	Individual Top 10
46	Team Top 10
47	No-Hitters
48	Yearly Hitting & Pitching Champions
49	Year-by-Year Team Hitting
50	Year-by-Year Team Pitching
51	Year-by-Year Record/Final Rankings
52	All-Time Lettermen
55	All-Time Jersey Numbers
59	Individual Career Stats - Hitting
71	Individual Career Stats - Pitching
77	Coaching History

HONORS

79	FSU Hall of Fame/National Players of the Year First Team All-Americans/USA Baseball National Team
80	All-Americans
81	Other Awards
82	Academic Awards

RESULTS

85	All-Time Series Records
86	Results: By Opponent
106	Results: Year-by-Year
122	ACC: Players of the Week/Final Standings
124	Conference Tournament History
127	NCAA Tournament History

PROS

132	Seminoles In The MLB Draft
134	First Round Draft Picks
135	Draftees by MLB Team
137	Noles in the Major Leagues

ADMIN

139	President Richard McCullough/ Board of Trustees
140	Director of Athletics Michael Alford/ Senior Athletics Administration
141	Seminole Tribe of Florida

FSU MEDIA INFORMATION

Florida State Assistant Sports Information Director Steven McCartney can assist you with any requests or questions regarding the Seminoles' 2022 baseball program, coaches or student-athletes.

Steven McCartney

Florida State Assistant SID/Baseball // 850.322.6711 - cell
Email: smccartney@fsu.edu

Mailing address:

FSU Sports Information // PO Drawer 2195, Tallahassee, FL 32316

Shipping address:

FSU Sports Information // 403 Stadium Dr. West Room D0107, Tallahassee, FL 32306

CREDENTIAL REQUESTS

All credential requests should be emailed to Steven McCartney (smccartney@fsu.edu) no later than 5:00 PM Monday for all games that week. It is not guaranteed that all credential requests will be filled. All credentials will be left at the home plate entrance on game day and media members must use that entrance to enter the stadium in 2022. Gates will open two hours prior to first pitch.

PARKING

There is no designated media parking for Florida State baseball games. Parking is available in the university lots around Dick Howser Stadium on a first-come, first-serve basis. All media are encouraged to arrive as early as possible to avoid parking problems. Legally parked cars will not be ticketed on game days, beginning two hours prior to first pitch.

PHOTOGRAPHERS

In accordance with NCAA rules and regulations, all photographers and videographers are required to shoot from within the designated areas inside the playing field area. Only credential-holding photographers and videographers will be admitted to shoot in those designated areas. These areas are marked just inside the gates adjacent to the home and visitors' dugouts. Photographers and videographers are asked not to obstruct the view of fans.

PLAYERS AND COACHES INTERVIEWS

All player and coach interviews must be arranged through Steven McCartney in the Sports Information office at 850.644.3920 (office) or 850.322.6711 (cell) or via email at smccartney@fsu.edu. Florida State coaches and players will be made available to the media at Dick Howser Stadium prior to practices on weekdays.

On game days, FSU coach Mike Martin, Jr. and requested players will be made available at the conclusion of each game, following a 10-minute cooling off period. Martin will meet with the media in the Tradition Room immediately after addressing the team. Requested FSU players will also be escorted to the Tradition Room by a member of the sports information staff after Martin's interview is completed. All media interviews with players and coaches must be conducted at these times, unless previously arranged through the sports information office. Player contact information will not be shared and interviews outside the established parameters are prohibited. Players are not to be contacted through the use of Twitter, Facebook and other social media avenues.

FSU ON THE WEB

All the game stories, updated stats, weekly releases, photo galleries, live stat links and Seminole baseball news is available 24 hours a day, seven days a week at www.seminoles.com, the official athletic website for Florida State University.

Fans can get a more intimate look at the 2022 Seminoles on social media by following Seminoles.com and FSU Baseball on Twitter (@FSUBaseball), Facebook (Facebook.com/FSUBaseball), TikTok (NoleBaseball) and Instagram (NoleBaseball).

Fans can also follow live stats at Seminole.com or fsu.statbroadcast.com.

RADIO

Florida State will continue its relationship with Adams Radio Group as the flagship radio station for Seminole Baseball in 2022. All games will be carried locally in Tallahassee on WFLA 100.7 FM with Eric Luallen providing all the play-by-play action. From the season opener to all the ACC and NCAA Tournament action beginning in June, WFLA will give FSU fans the best coverage in college baseball.

Out of town listeners for all FSU baseball games can listen to the live radio broadcast FREE OF CHARGE on the official site for Florida State athletics Seminole.com or through the Florida State University Gameday app.

MEDIA INFORMATION

TELEVISION/INTERNET

Florida State's rich baseball tradition will once again attract live coverage from cable television networks throughout the nation. The Seminoles' strong baseball tradition and Atlantic Coast Conference schedule make Florida State no stranger to television exposure. The majority of Florida State's games, including all home games, will be available through either ESPNU, ACC Network or ACC Network Extra.

FSU DIGITAL MEDIA & SEMINOLES.COM

The Digital Media Department is responsible for presenting the Seminoles online. Offices are located on the second floor of the Moore Athletics Center.

The department manages FSU's official site Seminoles.com, the official social media platforms for the Seminoles, online stores, auctions, apps, promotional and championship sites.

Also at Seminoles.com, fans can find:

- Live game audio featuring Eric Luallen, the voice of Seminole baseball.
- Live in-game stats.
- Unique written and video content aimed at engaging and informing Seminole fans.
- Access to the Facebook (Florida State Seminoles Baseball), Twitter (@FSUBaseball), TikTok (@nolebaseball) and Instagram (@nolebaseball) accounts.
- Roster, Schedules, Media Guides, Game Notes and more.

THE LEE BOWEN RADIO BOOTH


For 15 years, Lee Bowen served as the voice of the Florida State Seminoles. From Marshall McDougall's record-setting six home run game at Maryland to numerous NCAA postseason appearances, Lee Bowen was Seminole baseball.

Bowen called the action for over 1,000 Florida State baseball games over his 15-year career, including 26 from the College World Series. He was behind the microphone for more than 100 Seminole NCAA postseason games.

He was a one-man show on the road, calling the action from as far as away as Hawaii and California. At home, Bowen teamed with longtime partner Jim Crosby as the many fans sitting at Dick Howser Stadium would listen in as they watched the ballgames. Bowen traveled with the team to the College World Series in Omaha eight times, including the 1999 CWS in which Florida State defeated Stanford in extra innings to advance to the national championship game.

Over his last five years, Bowen was joined in the radio booth by his wife Adrienne. The two were married on June 27, 1999 and Adrienne would often accompany her husband on Seminole baseball road trips.

Bowen, who was instrumental in getting all Florida State baseball games on the radio, also served as the broadcast coordinator for football and men's basketball on FSU's radio network. He began his career as a statistician on the network after he came to Tallahassee from the Burlington Indians of the Appalachian League, where he called play-by-play for the rookie league team.



STEVEN McCARTNEY

Assistant Sports Information Director
Baseball & Football

smccartney@fsu.edu
(850) 322-6711

MEDIA RELATIONS STAFF

ELLIOTT FINEBLOOM	Assistant Athletics Director of Sports Information & Digital Media Men's & Women's Tennis
CHUCK WALSH	Deputy Director - Men's Basketball Women's Golf
DEREK SATTERFIELD	Senior Associate Communications Director - Football
CHRISTA SALERNO	Assistant Director - Swimming & Diving Football Cross Country
STEVE STONE	Assistant Director - Women's Basketball Men's Golf Volleyball
BRET CLEIN	Assistant SID - Soccer Softball Beach Volleyball
TIM HOFMANN	SID Assistant - Track & Field

SEMINOLE PRODUCTIONS

Anyone who has visited the second floor broadcast facilities in the Moore Athletic Center has seen them - the two very large, yet overcrowded trophy cases in the Seminole Productions area. That's because each and every year, Florida State's Seminole Productions is recognized for excellence. With an experienced, award-winning professional staff and talented students, Seminole Productions is viewed as a leader in sports production, graphics, and visual communications. ESPN executives visited the state of the art SP facility and were so impressed, that they set in motion the groundwork to form a strategic partnership with Seminole Productions.

Seminole Productions was the first ACC member to produce a spotlight live event for ESPN's main linear channel when it produced the 2017 NCAA Women's Softball Tallahassee Regional Championship Game and five other games that weekend. SemPro also produced the final home football contest in 2017 vs ULM for ESPN. Since then, Seminole Productions has produced over 50 Live Linear Events for ESPN and even the SEC Network. SP has also produced hundreds of ACC Network/ESPN3 broadcasts. ESPN contracted Seminole Productions to produce live events and show programming for their sports networks including ACC Network Extra, ESPN3, ESPN2, and ESPNU. SP-produced Live Events for ESPN include Football Pro Day, Football National Signing Day, and Football Spring Games, as well as Baseball, Basketball, Soccer, Softball, Volleyball, Tennis, and multiple NCAA Championships, just to name a few.

Seminole Productions, with the help of FSU Athletics, also recently completed a multi-million-dollar renovation to its control room's and studio facilities. The new and enhanced state of the art facility is now capable of running multiple network broadcasts and video board productions simultaneously. The new broadcast areas are so advanced that major networks can run their broadcasts out of Seminole Productions control rooms without the need of expensive broadcast TV and satellite trucks. These multimillion dollar upgrades were completed prior to the launch of the ACC Network in August.

Established in 1987, Seminole Productions handles virtually every video production need for Florida State Athletics. It produces Inside Seminole Football, Leonard Hamilton and Sue Semrau shows, Seminole Gametime Behind the Scenes, as well as Noles All-Access and other contracted shows for major networks. Seminole Productions also provides all of the production elements and support for Seminole Vision, the in-game entertainment productions for all Florida State football, basketball and baseball home contests with more in-venue videoboards coming on-line soon. Creating the perfect blend of high-tech wizardry with outstanding Seminole sports action is a big part of what Seminole Productions is all about. Seminole Productions also provides visual communication support for the government and other agencies throughout the State of Florida.

Over the years, Seminole Productions has won over 350 national and international awards in a variety of production and graphics categories. It has been recognized for its work with Florida State athletics for TV programs, coach and program support, and for content running on FSU's Big Screen displays. SP staff members have even nominated for multiple Emmy Awards over the years.

Beyond its professional work, Seminole Productions' main mission is one of teaching and is a part of the FSU College of Communications and Information. Senior Director of Programming Jim Garbarino and Senior Director Kirby Kander are adjunct professors for the College. FSU Communications students get to learn from industry professionals while working on real world professional productions for national networks learning their craft on state of the art equipment. Seminole Productions has placed students in the broadcasting and film industries everywhere from New York to Los Angeles and with professional sports teams nationwide. Visit seminoleproductions.fsu.edu for more information.

SEMINOLE PRODUCTIONS STAFF

KIRBY KANDER	Director of Seminole Productions
CHUCK STEWART	Director of Engineering
KYLE PARSONS	Director of Sports Venue Entertainment
WYATT DOSSEY	Senior Broadcast Producer
MADELINE HILL	Producer
ANDREW ROTHSCCHILD	Associate Producer
ARIEL SMITH	Accounting Specialist

QUICK FACTS

UNIVERSITY INFORMATION

Location.....	Tallahassee, FL
Symbol.....	Seminoles
Colors.....	Garnet and Gold
Enrollment.....	43,953
President.....	Richard McCullough
Athletic Director.....	Michael Alford
Baseball Sport Oversight.....	Jason Dennard
Conference.....	Atlantic Coast Conference
National Affiliation (Division).....	Division I

BASEBALL INFORMATION

Head Coach.....	Mike Martin, Jr.
Alma Mater.....	Florida State (1995)
Record at Florida State.....	43-29 (3rd Season)
Career Coaching Record.....	43-29 (3rd Season)
Assistant Coach.....	Jimmy Belanger (3rd Season/Louisville, 2009)
Assistant Coach.....	Mike Metcalf (3rd Season/West Florida, 2000)
Volunteer Assistant Coach.....	Andrew Amaro (1st Season/Tampa, 2015)
Baseball Office Phone Number.....	(850) 644-1073
Ticket Office Phone Number.....	(850) 644-1830
Home Field/Capacity.....	Dick Howser Stadium/6,700
Surface/Dimensions.....	Natural Grass/LF-340, CF-400, RF-320

SID INFORMATION

Baseball SID.....	Steven McCartney
Phone Number.....	(850) 644-3920
Fax Number.....	(850) 644-3820
Cell Phone.....	(850) 322-6711
Email Address.....	smccartney@fsu.edu
Mailing Address.....	Florida State University 403 Stadium Drive West, Room D0107 Tallahassee, FL 32306
Athletic Website.....	www.seminoles.com
Baseball Twitter.....	@FSUBaseball
Facebook.....	Facebook.com/FSUBaseball
Instagram.....	NoleBaseball
TikTok.....	NoleBaseball
Conference Baseball SID.....	Steve Phillips
Email Address.....	sphillips@theacc.org
Conference Website.....	www.theacc.com

MEDIA INFORMATION

Radio Station.....	WFLA - 100.7 FM
Play-by-Play Announcer.....	Eric Luallen

TEAM INFORMATION

2021 Overall Record.....	31-24
Home Record.....	18-13
Away/Neutral Record.....	11-9/2-2
2021 Conference Record/Finish.....	20-16/65th
Home Record.....	9-9
Away Record.....	11-7
2021 ACC Tournament - Charlotte, N.C.....	1-1
	#9 Duke def. #5 FSU, 12-1
	#5 FSU def. #4 Miami, 6-3
2021 NCAA Tournament.....	1-2
	Oxford Regional (1-2)
	FSU def. Southern Miss, 5-2
	Ole Miss def. FSU, 4-3
	Southern Miss def. FSU, 7-4

Returning/Lost.....	21/20
Position Players Returning/Lost.....	8/11
Pitchers Returning/Lost.....	13/9
Newcomers.....	18
All-Time School Record (Yrs/Pct.).....	2,972-1,138-10 (74/.723)
All-Time ACC Record (Yrs).....	527-255-0 (30)
All-Time NCAA Record (Yrs).....	198-130-0 (58)
Years in NCAA Regional (Last).....	58 (2021, 43 Consecutive)
All-Time College World Series Record (Pct.).....	30-46-0 (.395)
Years in College World Series (Last).....	23 (2019)

2021 ACC TEAM STATS

Batting.....	.241 (14th)
Pitching.....	3.45 (1st)
Fielding Percentage.....	.968 (10th)

RETURNING STAT LEADERS

Batting Average.....	Logan Lacey (.295)
Hits.....	Logan Lacey (57)
Runs Scored.....	Tyler Martin (54)
Doubles.....	Logan Lacey (13)
Triples.....	Davis Hare & Wyatt Crowell (1)
Home Runs.....	Logan Lacey (10)
RBI.....	Logan Lacey (39)
Base on Balls.....	Tyler Martin (46)
Stolen Bases.....	Tyler Martin (6)
ERA (Qualifying).....	Parker Messick (3.10)
ERA (Non-Qualifying).....	Andrew Armstrong & Dylan Simmons (0.00)
Innings Pitched.....	Parker Messick (90.0)
Wins.....	Parker Messick (8)
Strikeouts.....	Parker Messick (126)
Saves.....	Davis Hare (3)
Opponent Batting Average (Qualifying).....	Bryce Hubbart (.208)
Opponent Batting Average (Non-Qualifying).....	Dylan Simmons (.000)

2022 ROSTER

No	Name	Pos	B/T	Ht	Wt	CI	Hometown/HS (Previous School)
1	Brett Roberts	INF	R/R	6-0	182	r-SO	Atlanta, Ga./North Atlanta (Tennessee Tech)
2	Mayes White	INF	R/R	6-0	171	FR	Brundidge, Ala./Pike Liberal Arts
3	Jordan Carrion	INF	R/R	6-1	156	SO	Miami, Fla./American Heritage (Florida)
5	Wyatt Crowell	P	L/L	6-0	170	SO	Cumming, Ga./West Forsyth
6	Brandon Walker	P	R/R	6-1	209	r-SO	Tallahassee, Fla./North Florida Christian
7	Jaime Ferrer	C/OF	R/R	6-1	222	FR	Bayamón, Puerto Rico/Florida Virtual School
8	Brock Mathis	C	R/R	6-2	227	r-SR	Fairfield, Ohio/Fairfield (Northwest Florida State College/LSU/Oklahoma State)
9	Treyton Rank	INF	R/R	6-1	215	FR	Buford, Ga./Buford
10	Connor Moore	INF	R/R	6-1	188	FR	Macclenny, Fla./St. Johns Country Day School
12	Conner Strickland	1B	R/R	6-2	210	r-JR	Bainbridge, Ga./Bainbridge (East Georgia State College)
13	Jonah Scolaro	P	L/L	5-10	193	r-SR	Valrico, Fla./Durant
14	Jackson Nezuh	P	R/R	6-1	180	SO	St. Cloud, Fla./TNXL Academy
15	Parker Messick	P	L/L	6-0	239	r-SO	Plant City, Fla./Plant City
16	Tyler Martin	INF	L/R	6-1	149	r-SO	Tallahassee, Fla./Chiles
17	Jackson Baumeister	P	R/R	6-4	226	FR	Jacksonville, Fla./The Bolles School
18	Preston Wetherell	P	R/R	6-4	186	FR	Port Orange, Fla./Spruce Creek
19	Alex Toral	1B	L/L	6-1	238	r-SR	Davie, Fla./Archbishop McCarthy (Miami)
20	Kyle McMullen	P	R/R	6-2	203	r-SR	Jupiter, Fla./Jupiter (Palm Beach State College)
21	Carson Montgomery	P	R/R	6-3	205	SO	Windermere, Fla./Windermere
22	James Tibbs	OF	L/L	6-0	205	FR	Marietta, Ga./Pope
23	Reese Albert	OF	L/L	6-2	190	r-SR	Jupiter, Fla./Jupiter
24	AJ Shaver	OF	R/R	6-2	213	r-FR	Clermont, Fla./South Lake
25	Doug Kirkland	P	R/R	5-11	212	r-SO	Orlando, Fla./TNXL Academy
26	Cade Bush	INF	R/R	6-3	232	FR	Palm Beach Gardens, Fla./Palm Beach Gardens
27	Jackson Greene	INF	R/R	5-11	222	r-SR	Live Oak, Fla./Suwannee (Wallace Community College)
28	Colton Vincent	C	R/R	6-1	182	r-JR	Palmetto, Fla./Palmetto (College of Central Florida)
29	Sebastian Jimenez	C/1B	R/R	6-4	240	r-FR	Miami, Fla./Coral Reef Senior
30	Ross Dunn	P	L/L	6-3	221	SO	Salt Lake City, Utah/Cottonwood
32	Logan Lacey	INF/OF	R/R	5-10	188	r-SR	Tallahassee, Fla./Godby (Tallahassee Community College)
33	Dylan Jacobs	P	R/R	6-2	181	FR	Ocala, Fla./TNXL Academy
35	Houston Evans	OF	R/R	5-11	189	FR	Tuscaloosa, Ala./Tuscaloosa Academy
36	Davis Hare	P	R/R	6-3	219	r-SR	Guyton, Ga./South Effingham (Wallace Community College)
37	Andrew Armstrong	P	L/L	6-2	153	SO	Flowery Branch, Ga./Flowery Branch
38	Isaiah Perry	OF	R/R	6-1	176	r-SR	Pembroke Pines, Fla./St. Thomas Aquinas (Texas Southern/Santa Fe College)
40	Joe Charles	P	R/R	6-3	221	r-FR	Celebration, Fla./TNXL Academy (North Carolina)
42	David Barrett	P	R/R	6-0	199	r-SO	Sarasota, Fla./Sarasota (State College of Florida)
43	Bryce Hubbart	P	L/L	6-1	181	r-SO	Windermere, Fla./Windermere
45	Dylan Simmons	P	R/R	6-3	237	r-SO	Jacksonville, Fla./Trinity Christian
48	Conner Whittaker	P	R/R	6-0	172	FR	Sarasota, Fla./Sarasota

Head Coach: 4 Mike Martin, Jr. (Florida State, 1995) - 3rd Season as HC/25th at Florida State

Assistant Coach: 44 Jimmy Belanger (Louisville, 2009) - 3rd Season at Florida State

Assistant Coach: 41 Mike Metcalf (West Florida, 2000) - 3rd Season at Florida State

Volunteer Assistant Coach: 31 Andrew Amaro (Tampa, 2015) - 1st Season at Florida State

Director of Baseball Operations: Chip Baker (High Point, 1980)

Strength & Conditioning Coach: Jamie Bureson (South Carolina, 2012)

Bullpen Catchers: 53 Matthew Coda, 51 Hayden Kelley

Clubhouse & Equipment Manager: Nate Yarbrough (California University of Pennsylvania, 2004)

Athletic Trainer: Brandon Stone (Florida State, 2010)

PRONUNCIATIONS


Andrew AMARO	uh-MAR-oh
Jackson BAUMEISTER	BAA-my-stir
Jimmy BELANGER	BELL-in-jerr
Jordan CARRION	Carry-on
Wyatt CROWELL	Crow-ELL
JAIME FERRER	Hi-may Fuh-rare
Sebastian JIMENEZ	hee-MEH-nuhz
Parker MESSICK	MESS-ick
Jackson NEZUH	Nuh-zoo (rhymes w/ kazoo)
TREYTON Rank	Trait-in
Jonah SCOLARO	Sco-lar-o
Alex TORAL	Torr-AL
Preston WETHERELL	Weather-all

2022 SCHEDULE

Date	Opponent	Location	Time	TV
Friday, February 18, 2022	James Madison	Tallahassee, Fla.	6:00 PM	ACCNX
Saturday, February 19, 2022	James Madison	Tallahassee, Fla.	2:00 PM	ACCNX
Sunday, February 20, 2022	James Madison	Tallahassee, Fla.	1:00 PM	ACCNX
Tuesday, February 22, 2022	at Jacksonville	Jacksonville, Fla.	6:00 PM	ESPN+
Friday, February 25, 2022	Samford	Tallahassee, Fla.	6:00 PM	ACCNX
Saturday, February 26, 2022	Samford	Tallahassee, Fla.	2:00 PM	ACCNX
Sunday, February 27, 2022	Samford	Tallahassee, Fla.	1:00 PM	ACCNX
Tuesday, March 1, 2022	at Mercer	Macon, Ga.	6:00 PM	ESPN+
Friday, March 4, 2022	California	Tallahassee, Fla.	7:00 PM	ACC Network
Saturday, March 5, 2022	California	Tallahassee, Fla.	2:00 PM	ACCNX
Sunday, March 6, 2022	California	Tallahassee, Fla.	12:00 PM	ACCNX
Tuesday, March 8, 2022	FGCU	Tallahassee, Fla.	6:00 PM	ACCNX
Friday, March 11, 2022	at Wake Forest*	Winston-Salem, N.C.	6:00 PM	ACCNX
Saturday, March 12, 2022	at Wake Forest*	Winston-Salem, N.C.	1:00 PM	RSN
Sunday, March 13, 2022	at Wake Forest*	Winston-Salem, N.C.	1:00 PM	RSN
Tuesday, March 15, 2022	at Florida	Gainesville, Fla.	6:00 PM	SEC Network +
Wednesday, March 16, 2022	Bethune-Cookman	Tallahassee, Fla.	7:00 PM	ACCNX
Friday, March 18, 2022	NC State*	Tallahassee, Fla.	7:00 PM	ACCNX
Saturday, March 19, 2022	NC State*	Tallahassee, Fla.	2:00 PM	ACCNX
Sunday, March 20, 2022	NC State*	Tallahassee, Fla.	1:00 PM	ACCNX
Tuesday, March 22, 2022	UCF	Tallahassee, Fla.	7:00 PM	ACCNX
Wednesday, March 23, 2022	UCF	Tallahassee, Fla.	4:00 PM	ACCNX
Friday, March 25, 2022	Duke*	Tallahassee, Fla.	7:00 PM	ACC Network
Saturday, March 26, 2022	Duke*	Tallahassee, Fla.	2:00 PM	ACCNX
Sunday, March 27, 2022	Duke*	Tallahassee, Fla.	1:00 PM	ACCNX
Tuesday, March 29, 2022	vs. Florida	Jacksonville, Fla.	7:00 PM	SEC Network
Friday, April 1, 2022	Notre Dame*	Tallahassee, Fla.	7:00 PM	ACCNX
Saturday, April 2, 2022	Notre Dame*	Tallahassee, Fla.	2:00 PM	ACCNX
Sunday, April 3, 2022	Notre Dame*	Tallahassee, Fla.	1:00 PM	ACCNX
Tuesday, April 5, 2022	Jacksonville	Tallahassee, Fla.	7:00 PM	ACCNX
Wednesday, April 6, 2022	Stetson	Tallahassee, Fla.	4:00 PM	ACCNX
Friday, April 8, 2022	at Georgia Tech*	Atlanta, Ga.	6:00 PM	ACCNX
Saturday, April 9, 2022	at Georgia Tech*	Atlanta, Ga.	4:00 PM	ACCNX
Sunday, April 10, 2022	at Georgia Tech*	Atlanta, Ga.	2:00 PM	ACC Network
Tuesday, April 12, 2022	Florida	Tallahassee, Fla.	7:00 PM	ACC Network
Thursday, April 14, 2022	Louisville*	Tallahassee, Fla.	7:00 PM	ACCNX
Friday, April 15, 2022	Louisville*	Tallahassee, Fla.	7:00 PM	ACCNX
Saturday, April 16, 2022	Louisville*	Tallahassee, Fla.	1:00 PM	ACCNX
Wednesday, April 20, 2022	Georgia Southern	Tallahassee, Fla.	7:00 PM	ACCNX
Friday, April 22, 2022	at Clemson*	Clemson, S.C.	6:00 PM	ACCNX
Saturday, April 23, 2022	at Clemson*	Clemson, S.C.	3:00 PM	ACCNX
Sunday, April 24, 2022	at Clemson*	Clemson, S.C.	1:00 PM	ACCNX
Friday, April 29, 2022	TCU	Tallahassee, Fla.	7:00 PM	ACCNX
Saturday, April 30, 2022	TCU	Tallahassee, Fla.	6:00 PM	ACC Network
Sunday, May 1, 2022	TCU	Tallahassee, Fla.	12:00 PM	ACCNX
Tuesday, May 3, 2022	at Stetson	DeLand, Fla.	5:00 PM	ESPN+/3
Friday, May 6, 2022	at Boston College*	Chestnut Hill, Mass.	5:30 PM	ACCNX
Saturday, May 7, 2022	at Boston College*	Chestnut Hill, Mass.	3:00 PM	ACCNX
Sunday, May 8, 2022	at Boston College*	Chestnut Hill, Mass.	1:00 PM	ACCNX
Tuesday, May 10, 2022	Jacksonville	Tallahassee, Fla.	7:00 PM	ACCNX
Friday, May 13, 2022	Miami*	Tallahassee, Fla.	7:00 PM	ACCNX
Saturday, May 14, 2022	Miami*	Tallahassee, Fla.	7:00 PM	ACC Network
Sunday, May 15, 2022	Miami*	Tallahassee, Fla.	12:00 PM	ESPN2
Thursday, May 19, 2022	at North Carolina*	Chapel Hill, N.C.	6:00 PM	ACCNX
Friday, May 20, 2022	at North Carolina*	Chapel Hill, N.C.	6:00 PM	ACCNX
Saturday, May 21, 2022	at North Carolina*	Chapel Hill, N.C.	2:00 PM	ACCNX
May 24-29, 2022	ACC Tournament	Charlotte, N.C. (Truist Field)		
June 3-6, 2022	NCAA Regionals	Campus Sites		
June 10-13, 2022	NCAA Super Regionals	Campus Sites		
June 17-27, 2022	College World Series	Omaha, Neb. (Charles Schwab Field Omaha)		

*ACC Game

MIKE MARTIN FIELD AT DICK HOWSER STADIUM



Entering its 40th season, Dick Howser Stadium has welcomed more than four million fans since it was opened during the 1983 season and has provided fans with the feeling of having “the best seat in the house” to watch the finest in college baseball action. In 2004, the stadium was expanded to its current capacity of nearly 6,700 and on April 2, 2005, Florida State University dedicated the field at Dick Howser Stadium to former head coach Mike Martin. Florida State’s skipper from 1980 through 2019, Martin spent the final 14 years of his career coaching on the field bearing his name and ended his career as the winningest coach in college baseball history.

Florida State’s players and coaches enjoy the convenience and luxury of The Griffin Family Clubhouse, located behind the first base dugout. The locker room contains a personalized wooden locker for each player, a separate locker room for Seminole coaches and an additional space for former FSU baseball players when they return to train. The baseball training room and weight room are also located underneath the grandstands. The stadium also houses all of the coaches offices, overlooking the stadium behind home plate.

Recent renovations include a new video scoreboard, an updated and expanded weight room and a new LED light system.

The video board was the second-largest in college baseball when it was put in place prior to the 2018 season and stands over 60 feet high and totals 1,981 square feet. Nearly seven times larger than the previous board that had stood since 2004, the video screen was also upgraded and enhanced.

The weight room was renovated prior to the 2019 season and now covers over 1,800 square feet of workout space and state-of-the-art equipment from Sorinex Exercise Equipment.

In January 2020, Florida State installed a new Musco LED light system that meets the NCAA requirements for regular season and postseason play. The new lights include an in-game entertainment package that will allow the lights to be used for introductions, highlights and big plays. Additionally, the in-stadium experience will be modified to include multi-colored lights for the grandstand. These upgrades were geared toward improving the student-athletes while also maintaining Dick Howser’s status as one of the nation’s best venues to watch college baseball.

Dick Howser Stadium, named after the late Kansas City Royals and Florida State manager who was also Florida State’s first-ever baseball All-American, is a showcase befitting one of the top collegiate teams in the nation. From the beautifully manicured playing surface to the chair back seats, Howser Stadium is one of the best places in the country to watch a college baseball game.

In 2014, Dick Howser Stadium was rated as one of the top 100 best stadium experiences across all sports in the United States and Canada and one of just eight college baseball stadiums to make the ranking.



QUICK FACTS

Capacity	6,700	First Run	Tommy Zoeller (FSU)
Dimensions	340 LF	First Hit	Zoeller (FSU, single to LF)
	400 CF	First RBI	Danny Dowell (FSU, single scored Zoeller)
	320 RF	First Batter	John Morse (LSU)
Alleys	365 LC	First Putout	Rick Figueredo (FSU, 5-3 putout on Morse)
	360 RC	First Assist	Mark Barineau (FSU, on Morse grounder)
Height of Wall	10'	First Double	Ronnie Corbett (LSU, 6th Inn.)
Height of RF Screen	30'	First Triple	Ronnie Corbett (LSU, 8th Inn.)
Playing Surface	Natural Grass	First Home Run	Rick Figueredo (FSU, 5th Inn.)
	(Bermuda)		
Opening Day	March 29, 1983		
	LSU 15, FSU 5		
First FSU Win	March 30, 1983		
	FSU 10, LSU 5		
Opening Crowd	1,305		

In 2008, while Buster Posey was leading the Seminoles to the College World Series, Florida State set a school record with 202,132 fans passing through the gates. In 2014, as fans clamored to see Jameis Winston - fresh off leading the FSU football team to the national championship and winning the Heisman Trophy - pitch for the Noles, the average home attendance eclipsed 5,000 for the first time in school history as FSU averaged 5,019 fans over 34 home games. The Seminole faithful helped reach a new landmark in 2009, when the 39-game home slate brought 184,227 fans to the ballpark, pushing FSU’s all-time home attendance past three million, and in 2015, total attendance passed four million.

Prior to the COVID-19 pandemic that cut the 2020 season short and reduced home attendance to 25 percent in 2021, FSU had averaged over 4,000 fans per game from 2005-2020. No ACC school has drawn as many fans in the new millennium.

MIKE MARTIN FIELD AT DICK HOWSER STADIUM

Dick Howser Stadium has been selected to host 32 NCAA Regionals since 1983 and served as host to 11 Super Regionals since the format was introduced in 1999. Only four seasons - 1990, 1996, 2006, 2019 - has Florida State not hosted either a Regional or Super Regional since Dick Howser Stadium opened.

The stadium was dedicated in honor of Dick Howser in March of 1988 prior to an exhibition game between Florida State and the Kansas City Royals, two of Howser's former teams. As part of the stadium dedication, Kansas City all-stars George Brett and Bo Jackson helped unveil a new \$150,000 matrix scoreboard and a bronze bust of Howser, which currently stands in Haggard Plaza near the first base entrance.

Old Seminole Field was christened Seminole Stadium March 28, 1983, after a \$1 million renovation was completed on the park. The stadium's iconic right field wall was added prior to the 1986 season, increasing in five-foot increments from 20 feet in the power alley to 30 feet in right field - giving a unique effect.

The dedication and hard work of the FSU grounds crew was rewarded in the fall of 2001, when Dick Howser Stadium was named the best collegiate baseball field in the country. Often taken for granted, the grounds crew gives Mike Martin Field at Dick Howser Stadium a playing field unsurpassed by any collegiate team in the nation.

Florida State played from 1948-1953 at Centennial Field in Downtown Tallahassee, the former site of Florida State football before Doak S. Campbell Stadium was built. On March 18, 1954, the baseball program played its first games on the current site of Dick Howser Stadium on campus.

MIKE LOYND TRADITION ROOM

The Mike Loynd Tradition Room, located underneath the first base stands, holds an attractive showcase which tells the story of the great players, award-winners and tremendous FSU teams of the past. Trophies and plaques depicting Florida State's baseball success through the years adorn the walls. It also provides a comfortable lounge area adjacent to the Griffin Family Clubhouse.

Separate wall displays, attractively back-lit, are devoted to Florida State All-Americans, former Seminoles in the pros and FSU's 23 College World Series teams and 19 conference championships. Another wall is lined with FSU's most recent tournament and conference championship trophies, as well as replicas of the Golden Spikes Awards of Mike Loynd, Mike Fuentes, J.D. Drew and Buster Posey.

The Mike Loynd Tradition Room, built thanks to the generous donation of former Florida State All-American Mike Loynd, serves as a showcase for the great tradition which is Florida State baseball.

TOP 20 DICK HOWSER STADIUM CROWDS

1. 4/19/08 - Miami - 6,789
2. 4/18/08 - Miami - 6,756
3. 4/15/08 - Florida - 6,737
4. 4/10/12 - Florida - 6,730
5. 4/9/13 - Florida - 6,719
6. 4/15/06 - Miami - 6,715
7. 4/14/06 - Miami - 6,700
8. 4/14/15 - Florida - 6,634
9. 3/1/14 - Miami - 6,593
10. 4/18/07 - Florida - 6,574
11. 2/22/14 - Georgia - 6,568
12. 4/13/13 - Duke - 6,561
13. 3/1/08 - Auburn - 6,544
14. 4/13/10 - Florida - 6,526
15. 6/8/08 - Texas - 6,524
16. 4/8/14 - Florida - 6,514
17. 6/4/05 - Auburn - 6,398
18. 3/30/05 - Florida - 6,393
19. 4/10/04 - Miami - 6,387
20. 4/12/11 - Florida - 6,357

SEASON BY SEASON HOME ATTENDANCE TOTALS (SINCE OPENING OF STADIUM IN 1983)

Year	Dates	Total	Average
1983*	30	57,575	1,919
1984	51	72,518	1,422
1985	58	103,552	1,785
1986	45	118,897	2,642
1987	43	86,209	2,005
1988	46	86,628	1,884
1989	46	87,240	1,896
1990	40	106,081	2,652
1991	40	109,549	2,739
1992	41	90,278	2,202
1993	40	80,757	2,019
1994	42	106,352	2,532
1995	35	85,137	2,432
1996	36	72,382	2,010
1997	38	98,622	2,595
1998	32	62,128	1,941
1999	40	102,931	2,573
2000	41	114,651	2,796
2001	37	91,520	2,474
2002	44	129,013	2,932
2003	40	131,223	3,281
2004	35	115,680	3,305
2005	38	171,643	4,516
2006	37	163,587	4,421
2007	41	183,534	4,476
2008	41	202,132	4,930
2009	39	184,227	4,724
2010	37	172,149	4,652
2011	38	176,859	4,654
2012	38	174,180	4,583
2013	40	183,770	4,594
2014	34	170,651	5,019
2015	36	152,988	4,134
2016	39**	158,851	4,180
2017	42	177,421	4,224
2018	39	169,933	4,357
2019	37	160,202	4,329
2020	13***	54,881	4,221
2021	31****	45,011	1,452
TOTAL	1,520	4,810,942	3,165

*Stadium opened in middle of 1983 season

**Includes one game not counted toward attendance totals

***Season shortened due to COVID-19

****Capacity reduced to 25 percent due to COVID-19





COACHES & STAFF

HEAD COACH MIKE MARTIN, JR.



4 MIKE MARTIN, JR.

- HEAD COACH
- FLORIDA STATE, 1995
- 3RD SEASON AS HEAD COACH, 25TH AT FSU

Mike Martin, Jr. enters 2022 in his third season as the Florida State head coach and his 25th season on the Seminole coaching staff. Despite dealing with COVID issues that have disrupted his first two years, Martin is 43-29, winning 60 percent of his games and sporting an 8-2 record against rivals Miami, Florida and Clemson. After reaching the Oxford Regional in 2021, FSU's 43 consecutive trips to the NCAA Tournament are one shy of the all-time record and by far the longest active streak in the country.

In 2021, Florida State finished 31-24 while boasting the Atlantic Coast Conference Player and Pitcher of the Year in Mat Nelson and Parker Messick, respectively.

Nelson led the country with 23 home runs and was top 10 in slugging percentage, RBI and total bases. He was named the Perfect Game/Rawlings National Hitter of the Year and was the Buster Posey & Johnny Bench Award winner as the nation's best catcher. A unanimous first team All-American, Nelson was drafted with the 35th overall pick in the 2021 MLB Draft by the Cincinnati Reds. He was the second Seminole, and first since Jeff Ledbetter in 1982, to lead the country in home runs.

On the mound, Messick finished 8-2 with a 3.10 earned run average and 126 strikeouts in 90.0 innings. Also the ACC Freshman of the Year, Messick spearheaded a staff that ranked Top 10 nationally in strikeouts per nine innings (4th, 11.4), strikeout-to-walk ratio (7th, 3.19) and ERA (7th, 3.45). Messick was named a third-team All-American while teammate Bryce Hubbard, a third-team All-ACC selection with 94 strikeouts in 71.0 innings in 2021, also returns as the duo leads the FSU rotation in 2022.

Florida State swept the season series against Miami, winning all three games in Coral Gables and a fourth in the ACC Tournament in Charlotte.

Despite the MLB Draft getting reduced to 20 rounds (from a usual 40), the Seminoles had seven players selected, the most in the first 20 rounds for FSU since 1995. Along with Nelson, Robby Martin, Hunter Perdue, Jack Anderson, Elijah Cabell, Conor Grady and Tyler Ahearn were drafted and began their professional careers. After his first season, pitcher CJ Van Eyk was selected in the second round and Shane Drohan in the fifth round as the 2020 draft was reduced to just five rounds.

In his inaugural campaign, Martin and the Seminoles finished 12-5 and capped the year off with a 2-0 win at No. 1 Florida. The win snapped Florida's 11-game win streak in the series and was the Gators' only loss of the year.

Florida State has produced 11 consecutive recruiting classes ranked in the Top 10, including all three with Martin Jr. as head coach - No. 3 in 2019, No. 6 in 2020 and No. 7 by D1Baseball in 2021.

Martin helped oversee the growth of a handful of players, including Cabell, who finished in the Top 10 in the country in home runs (eighth) and RBI (fourth) while leading the NCAA with 15 hit by pitches during the 2020 season.

Martin was elevated to head coach on June 21, 2019, after 22 years as a Seminole assistant coach at his alma mater. Focusing on hitting and recruiting, his offenses had a combined .300 batting average in his tenure.

As an assistant coach, Martin and Florida State made the postseason and won at least 40 games every year, with eight College World Series appearances, 17 NCAA super regionals and six Atlantic Coast Conference titles.

Martin has coached five players that were named National Player of the Year - Nelson, James Ramsey, Buster Posey, Tony Thomas and Shane Robinson. Since Martin joined the Seminole staff prior to the 1998 season, Florida State has 23 first team All-Americans, 93 total All-Americans and 34 players have reached the Major Leagues. In all, Seminoles have earned All-ACC honors 119 times and Martin oversaw 67 hitters get drafted between 1998 and 2019, with nine additional Seminoles drafted since becoming head coach.

Prior to joining Florida State's staff, Martin was FSU's starting catcher from 1993-95, leading FSU to the College World Series in 1994 and 1995. He was drafted out of college by San Diego in the ninth round in 1995. Before coming to Florida State, Martin played high school ball at the Maclay School in Tallahassee and at Manatee Community College in 1992.

Martin has two sons, Tyler, an infielder for the Seminoles, and T.J.

COACHING CAREER


Assistant, Florida State (22 years)

YEAR	W-L-T	PCT
1998	53-20	.726
1999	57-14	.800
2000	53-19	.736
2001	47-19	.712
2002	60-14	.811
2003	54-13-1	.801
2004	45-23	.662
2005	53-20	.726
2006	44-21	.676
2007	45-13	.776
2008	54-14	.794
2009	45-18	.714
2010	48-20	.706
2011	46-19	.708
2012	50-17	.746
2013	47-17	.734
2014	43-17	.717
2015	44-21	.677
2016	41-22	.651
2017	46-23	.667
2018	43-19	.694
2019	42-23	.646
TOTALS	1060-406-1	.723

Head Coach, Florida State (2 years)

YEAR	W-L-T	PCT
2020	12-5	.706
2021	31-24	.564
TOTALS	43-29	.597

CAREER TOTALS 1106-435-1 .718



HEAD COACH MIKE MARTIN, JR.

MARTIN IN THE MLB DRAFT

Since 1998, Mike Martin, Jr. has coached 68 players that have been selected in the Major League Baseball draft (76 total selections)

PLAYER	YEAR	TEAM	ROUND	OVERALL PICK	PLAYER	YEAR	TEAM	ROUND	OVERALL PICK
Tyler Ahearn	2021	Rockies	20	590	Mike McGee	2010	Diamondbacks	41	1231
Conor Grady	2021	Orioles	18	527	Taiwan Easterling	2010	Marlins	31	947
Elijah Cabell	2021	Cardinals	17	511	Stephen Cardullo	2010	Diamondbacks	24	721
Jack Anderson	2021	Tigers	16	465	Tyler Holt	2010	Indians	10	300
Hunter Perdue	2021	Marlins	10	299	Jason Stidham	2009	Cardinals	8	249
Robby Martin	2021	Rockies	8	230	D'Vontrey Richardson	2009	Brewers	5	166
Mat Nelson	2021	Reds	1 (CB-A)	35	Dennis Guinn	2008	Rangers	17	513
Shane Drohan	2020	Red Sox	5	148	Jack Rye	2008	Yankees	13	410
CJ Van Eyk	2020	Blue Jays	2	42	Ryan Strauss	2008	White Sox	9	270
Mike Salvatore	2019	Mariners	9	276	Tony Delmonico	2008	Dodgers	6	187
J.C. Flowers	2019	Pirates	4	124	Buster Posey	2008	Giants	1	5
Drew Mendoza	2019	Nationals	3	94	Brandon Reichert	2007	Rockies	49	1418
Cobi Johnson	2018	Blue Jays	30	896	Jack Rye	2007	Giants	46	1355
Rhett Aplin	2018	Royals	28	842	Mark Hallberg	2007	Diamondbacks	9	283
Tyler Holton	2018	Diamondbacks	9	279	Mark Gildea	2007	Nationals	9	280
Jackson Lueck	2018	Royals	8	242	Tony Thomas, Jr.	2007	Cubs	3	97
Cal Raleigh	2018	Mariners	3	90	Ryne Malone	2006	Cubs	49	1459
Tyler Holton	2017	Marlins	35	1049	Shane Robinson	2006	Cardinals	5	166
Quincy Nieporte	2017	Phillies	26	773	Aaron Cheesman	2005	Phillies	29	877
Dylan Busby	2017	Pirates	3	88	Bryan Zech	2004	Mets	24	704
Taylor Walls	2017	Rays	3	79	Eddy Martinez-Esteve	2004	Giants	2	70
John Sansone	2016	Reds	8	228	Stephen Drew	2004	Diamondbacks	1	15
Josh Delph	2015	Angels	37	1125	Tony McQuade	2003	Cubs	15	433
Danny De La Calle	2015	Rays	9	268	Brandon Balkcom	2003	Angels	5	150
DJ Stewart	2015	Orioles	1	25	Tony Richie	2003	Cubs	4	103
John Nogowski	2014	Athletics	34	1032	Ryan Barthelemy	2002	Phillies	10	299
Jose Brizuela	2014	Athletics	16	492	Karl Jernigan	2001	Giants	22	676
Justin Gonzalez	2014	Diamondbacks	9	270	John-Ford Griffin	2001	Yankees	1	23
Marcus Davis	2013	Padres	24	718	Karl Jernigan	2000	Athletics	41	1228
Stephen McGee	2013	Angels	9	277	Brett Groves	2000	Twins	22	642
Justin Gonzalez	2012	Dodgers	27	836	Jared Jones	2000	Mariners	16	476
Sherman Johnson	2012	Angels	14	447	Marshall McDougall	2000	Athletics	9	270
Devon Travis	2012	Tigers	13	424	Marshall McDougall	1999	Red Sox	26	799
Jayce Boyd	2012	Mets	6	200	Matt Diaz	1999	Devil Rays	17	505
James Ramsey	2012	Cardinals	1	23	Brian Cox	1998	Braves	26	791
Taiwan Easterling	2011	Cubs	27	819	Matt Woodward	1998	Mariners	24	725
James Ramsey	2011	Twins	22	688	Jeremy Salazar	1998	Phillies	19	554
Rafael Lopez	2011	Cubs	16	489					
Mike McGee	2011	Mariners	15	453					



PITCHING COACH JIMMY BELANGER



44 JIMMY BELANGER

- ASSISTANT COACH/PITCHING COACH
- LOUISVILLE, 2009
- 3RD SEASON AT FLORIDA STATE

Entering his third season as Florida State's pitching coach in 2022, Jimmy Belanger has helped turn the Seminoles' pitching staff into one of the nation's best.

Belanger, from North Babylon, N.Y., has mentored 31 players that have been drafted over the past 10 seasons, including six over the past two years at Florida State. In 2020, CJ Van Eyk became FSU's highest-drafted pitcher since 2014 when he was taken in the second round by the Toronto Blue Jays.

In 2021, Florida State ranked in the top 10 nationally in strikeouts per nine innings (4th, 11.4), strikeout-to-walk ratio (7th, 3.19) and earned run average (7th, 3.45) while leading the ACC in all three categories. Belanger's staff also led the league in hits allowed per nine innings with 7.81. Parker Messick was one of the top pitchers in the country and was named the Atlantic Coast Conference Pitcher and Freshman of the Year, just the second player in ACC history to earn both honors in the same season and the second Seminole to win Pitcher of the Year (Bryan Henry, 2007). A third-team All-American, Messick finished 8-2 with 126 strikeouts in 90.0 innings and had a stretch of 11 consecutive outings with at least 5.0 innings pitched and two or fewer earned runs allowed.

Bryce Hubbart was named a third-team All-ACC selection and was a Freshman All-American after recording 94 strikeouts in 71.0 innings pitched. Opponents hit just .208 against the left-hander. After the 2021 season, four Seminole pitchers were taken in the MLB Draft - Hunter Perdue in the 10th round, Jack Anderson in the 16th, Conor Grady in the 18th and Tyler Ahearn in the 20th.

In Belanger's first season in Tallahassee, shortened to just 17 games due to COVID-19, FSU ranked Top 20 nationally in strikeouts per nine innings (5th, 12.1), hits allowed per nine innings (13th, 6.27) and earned run average (20th, 2.50). At No. 1 Florida, undefeated entering the game, senior Antonio Velez and Messick combined to allow just three hits and strike out 14 in a 2-0 shutout of the Gators. Against No. 3 Texas Tech, FSU struck out 19 batters, the most in the country against a Top 10 opponent.

Shane Drohan joined Van Eyk in the five-round MLB Draft, getting taken in the 5th round by the Boston Red Sox.

One of the top strikeout teams in the country, five Seminole pitchers had at least 10 more strikeouts than walks in limited action out of the bullpen. Opponents hit just .188 against the Seminoles in 2020 and Florida State's 208 strikeouts ranked seventh in the country.

Belanger spent three seasons at the University of Kentucky (2017-19). In 2019, Kentucky starting pitcher Zack Thompson became the highest-drafted pitcher in Wildcat history and the highest overall Kentucky player since 1996 when he went 19th overall to the St. Louis Cardinals. Thompson went 6-1 with a 2.40 earned run average over 14 starts in 2019.

In 2017, the Wildcats set school records for strikeouts, innings pitched and lowest batting average against. Sean Hjelle was named the Southeastern Conference Pitcher of the Year in 2017 under Belanger, eventually getting drafted in the second round of the 2018 draft by the San Francisco Giants. Belanger's 2017 staff also included a pair of All-Americans, one Freshman All-American, two first team All-SEC selections and four pitchers drafted in the first 11 rounds of the MLB Draft.

Six more Wildcat pitchers were drafted following the 2018 season.

Prior to his time at Kentucky, Belanger coached four seasons at Maryland (2013-16) and three years at Monmouth (2010-12). With the Terrapins, Belanger made two Super Regional appearances in 2014 and 2015, the only two Super Regional appearances in school history. In 2016, the Terrapin starting rotation of Mike Shawaryn, Taylor Bloom and Brian Shaffer combined for 20 wins, 11 complete games and 232 strikeouts against just 48 walks. Maryland finished ninth in the country that season with 2.59 walks per nine innings and was 17th in WHIP (1.22).

Shawaryn set Maryland records for career wins (30), innings pitched (307.1) and strikeouts (307) before being taken in the fifth round of the 2016 MLB Draft. As a sophomore in 2015, Shawaryn had the best pitching season in school history, finishing 13-2 with a 1.71 ERA while earning first team All-America recognition from the National Collegiate Baseball Writers Association, Perfect Game and Louisville Slugger. His 13 wins and 138 strikeouts led the Big Ten in 2015 and set Maryland single-season records. Shawaryn finished in the Top 20 nationally in wins (2nd), strikeouts (5th) and ERA (17th) before pitching that summer for the USA Baseball Collegiate National Team.

COACHING CAREER

Assistant, Monmouth (3 years)

YEAR	W-L-T	PCT
2010	22-27	.449
2011	36-19	.655
2012	35-24	.598
TOTALS	93-70	.571

Assistant/Associate Head Coach, Maryland (4 years)

YEAR	W-L-T	PCT
2013	30-25	.545
2014	40-23	.635
2015	42-24	.636
2016	30-27	.526
TOTALS	142-99	.589

Assistant/Pitching Coordinator, Kentucky (3 years)

YEAR	W-L-T	PCT
2017	43-23	.652
2018	34-22	.607
2019	26-29	.473
TOTALS	103-74	.582

Assistant, Florida State (2 years)

YEAR	W-L-T	PCT
2020	12-5	.706
2021	31-24	.564
TOTALS	43-29	.597

CAREER TOTALS

381-272	.583
----------------	-------------

The 2015 Terrapins also set school records in strikeouts with 549 and wins with 42. During its final year in the Atlantic Coast Conference in 2014, Maryland had its first 500-strikeout season as a staff and its first 40-win season. Jake Stinnett led the ACC with 132 strikeouts en route to All-ACC and All-Region honors.

In three years at Monmouth, Belanger worked with Pat Light, the Boston Red Sox' first-round draft pick in 2012. In 2011, Nick Meyers was the Northeast Conference Pitcher of the Year while teammate Andrew McGee was the NEC Relief Pitcher of the Year and a Louisville Slugger Freshman All-American.

Belanger played collegiately for two seasons at Cecil Community College in North East, N.Y., before transferring to Louisville from 2007-08. In 2007, Louisville reached the College World Series for the first time in school history. Belanger earned his degree from Louisville in 2009.

Belanger and his wife, Tiffany, have two children: son Sutton and daughter Sloane.



PITCHING COACH JIMMY BELANGER

BELANGER IN THE MLB DRAFT

Since 2012, Jimmy Belanger has coached 31 players that have been selected in the Major League Baseball draft (33 total selections)

PLAYER	YEAR	SCHOOL	TEAM	ROUND	OVERALL	PLAYER	YEAR	SCHOOL	TEAM	ROUND	OVERALL
Tyler Ahearn	2021	Florida State	Rockies	20	590	Jared Price	2017	Maryland	Marlins	37	1109
Conor Grady	2021	Florida State	Orioles	18	527	Ryan Selmer	2017	Maryland	Mets	31	937
Jack Anderson	2021	Florida State	Tigers	16	465	Jamal Wade	2017	Maryland	Mariners	17	513
Hunter Perdue	2021	Florida State	Marlins	10	299	Justin Lewis	2017	Kentucky	Rays	11	319
Shane Drohan	2020	Florida State	Red Sox	5	148	Zach Logue	2017	Kentucky	Blue Jays	9	279
CJ Van Eyk	2020	Florida State	Blue Jays	2	42	Zach Pop	2017	Kentucky	Dodgers	7	220
Hunter Parsons	2019	Maryland	Mets	19	568	Brian Shaffer	2017	Maryland	Diamondbacks	6	172
Zack Thompson	2019	Kentucky	Cardinals	1	19	Logan Salow	2017	Kentucky	Athletics	6	171
Andrew Miller	2018	Kentucky	Marlins	40	1197	Rob Galligan	2016	Maryland	Diamondbacks	36	1079
Alec Maley	2018	Kentucky	Nationals	32	971	Mike Shawaryn	2016	Maryland	Red Sox	5	148
Chris Machamer	2018	Kentucky	Red Sox	16	490	Zach Morris	2015	Maryland	Phillies	24	714
Justin Lewis	2018	Kentucky	Diamondbacks	12	369	Kevin Mooney	2015	Maryland	Nationals	15	464
Zach Haake	2018	Kentucky	Royals	6	182	Jose Cuas	2015	Maryland	Brewers	11	331
Sean Hjelle	2018	Kentucky	Giants	2	45	Jake Drossner	2015	Maryland	Brewers	10	301
						Alex Robinson	2015	Maryland	Twins	5	140
						Ben Brewster	2014	Maryland	White Sox	15	438
						Jake Stinnett	2014	Maryland	Cubs	2	45
						Jake Stinnett	2013	Maryland	Pirates	29	869
						Pat Light	2012	Monmouth	Red Sox	1	37



ASSISTANT COACH MIKE METCALF



41 MIKE METCALF

- ASSISTANT COACH/RECRUITING COORDINATOR
- WEST FLORIDA, 2000
- 3RD SEASON AT FLORIDA STATE

Mike Metcalf enters his third season at Florida State in 2022 and serves as the recruiting coordinator while working with the hitters and catchers. In July 2019, Metcalf joined the inaugural staff of head coach Mike Martin, Jr. after working in the San Francisco Giants organization.

In 2021, Florida State catcher Mat Nelson was named the Perfect Game/Rawlings National Hitter of the Year, the ACC Player of the Year and was the Buster Posey & Johnny Bench Award winner as the nation's best catcher. A unanimous first

team All-American, Nelson was drafted with the 35th overall pick in the 2021 MLB Draft by the Cincinnati Reds after hitting .330 and leading the nation with 23 home runs. He was the second Seminole, and first since Jeff Ledbetter in 1982, to lead the country in home runs.

Nelson also ranked Top 10 in the country in slugging percentage (5th, .773), RBI (6th, 66) and total bases (10th, 150) and was a finalist for the Dick Howser Trophy, named after the former Seminole All-American and given to the nation's top player. Behind the plate, Nelson threw out 16 attempted base-stealers.

Under Metcalf's tutelage, Nelson became FSU's highest drafted catcher since Posey went fifth overall in the 2008 draft. The Seminoles went 31-24 in 2021 and reached the NCAA Tournament for the 43rd consecutive time, by far the longest active streak in the country and one year shy of the all-time record.

In his first season with the Seminoles, FSU went 12-5 and knocked off No. 1 Florida in Gainesville. Working tirelessly on the recruiting trail, Metcalf and the Noles signed the No. 3 recruiting class from Baseball America prior to the 2020 season, No. 6 from Perfect Game before 2021 and No. 7 per D1Baseball in 2022.

Among the newcomers entering the 2022 season was Jackson Baumeister, a pitcher from Jacksonville that finished No. 53 on the MLB Draft prospect rankings. Baumeister was the third-highest rated player to reach college in his class and one of the highest-rated players to ever attend Florida State.

Under Metcalf's guidance, pitcher Carson Montgomery, rated No. 34 at the time of the 2020 Major League Baseball Draft, became the highest-rated prospect to reach campus in 2020 and the highest-rated prospect ever at Florida State.

Metcalf, from Sarasota, continues to search for the nation's top players to come to Tallahassee and expand on the Seminoles' tradition of excellence. He came to Florida State after 11 years in the San Francisco Giants organization - six as an area scout in Florida and the last five as a cross checker in the Southeast, encompassing Florida, Georgia, Alabama, Mississippi, Tennessee, South Carolina and Puerto Rico. The Giants won the 2010, 2012 and 2014 World Series' while Metcalf was with the organization.

Metcalf was the area scout for a pair of Giants prospects that reached the major leagues - Christian Arroyo, San Francisco's first-round pick in 2013, made his debut in 2017; and Derek Law, the Giants ninth-round pick in 2011 who made his MLB debut in 2016. As the area supervisor, Metcalf oversaw the drafting of Heliot Ramos in 2017 and Joey Bart in 2018, two of the top four prospects in the Giants organization.

Metcalf was also the cross checker for former Giants Andrew Suarez and Aramis Garcia.

Metcalf's prior coaching experience came at various levels throughout the state of Florida. In 2008, Metcalf was an assistant coach with Florida Southern, a Division II team in Lakeland. The Mocs were 29-21 overall and 15-8 in the Sunshine State Conference.

In 2007, Metcalf was the hitting coach and recruiting coordinator for South Florida Community College. From 2002-06, Metcalf was the head coach at Charlotte High School in Punta Gorda. Under Metcalf, five players were drafted from Charlotte. Matt LaPorta and Nate Spears both reached the Major Leagues and 28 players from Charlotte High went on to compete at the collegiate level.

Metcalf played at Manatee Community College in 1997 before transferring to West Florida, where he earned his degree in special education in 2000.

Metcalf and his wife, Melissa, have two children: son Mark and daughter Megan.

D1 COACHING CAREER

Assistant, Florida State (2 years)

YEAR	W-L-T	PCT
2020	12-5	.706
2021	31-24	.564
TOTALS	43-29	.597

METCALF IN THE MLB DRAFT

PLAYER	YEAR	TEAM	ROUND	OVERALL
Elijah Cabell	2021	Cardinals	17	511
Robby Martin	2021	Rockies	8	230
Mat Nelson	2021	Reds	1 (CB-A)	35



ASSISTANT COACH ANDREW AMARO



31 ANDREW AMARO

- VOLUNTEER ASSISTANT COACH
- TAMPA, 2015
- 1ST SEASON AT FLORIDA STATE

Andrew Amaro begins his first season as Florida State's volunteer assistant coach after a four-year stint as assistant coach and recruiting coordinator at La Salle University. Most recently, Amaro spent the summer as hitting coach with the Trenton Thunder in the inaugural MLB Draft League. Eleven Thunder players signed MLB-affiliated contracts in July 2021.

Excluding the shortened 2020 season, the Explorers improved its batting average each year under Amaro's guidance. The team peaked in 2021, breaking a 36-year school record

for wins in a season as well as tying the program record for conference wins. La Salle piled up nine year-end awards from the Atlantic 10 Conference, including five all-conference selections. Amaro also developed Tatem Levins into an All-Region honoree in only his second full season as one of the top catchers in the East Region. Furthermore, under Amaro's coaching, Ryan Guckin tied the school record for triples in a season, while Jack Cucinotta became one of the top base-stealers in program history.

In 2019, Amaro's second at La Salle, the Explorers set a school record with 44 home runs.

A two-time Major League Baseball Draft selection, Amaro spent the 2017 season as an assistant coach at the University of Delaware. He helped the Blue Hens' offense compile a .310 batting average, an on-base percentage of .408 and a .478 team slugging percentage. In Amaro's only season with the Blue Hens, Delaware won the CAA championship for the first time in school history and earned a spot in the NCAA Tournament.

The nephew of former Philadelphia Phillies general manager Ruben Amaro Jr., Amaro served as an assistant coach at NCAA Division II power Tampa in 2016. While in Tampa, Amaro worked with the outfielders, served as an advanced scout, and directed base running and bunting. The Spartans went 41-10 during the 2016 season and advanced to the NCAA South Regional.

A native of Bensalem, Pa., and a standout at William Penn Charter School, Amaro began his collegiate career at the University of Maryland and played three seasons with the Terrapins from 2012-14 before moving on to Tampa. During the 2015 season, he batted .320 with three home runs, 25 RBI, and a team-high 19 stolen bases, earning All-Sunshine State Conference honors and leading the team to a 43-13 record and a NCAA Division II national title.

Originally drafted by the Phillies in the 47th round of the 2011 Major League Baseball Draft, he was drafted by the Phillies once again in 2015, this time in the 35th round. He played one season in the minors, competing for the Lakewood (N.J.) Blue Claws and the Williamsport (Pa.) Crosscutters.

Amaro earned his bachelor's degree in communications from the University of Tampa in December 2015. He is completing his Masters in Strategic Communication at La Salle.

COACHING CAREER

Assistant, Tampa (1 year)

YEAR	W-L-T	PCT
2016	41-10	.804
TOTALS	41-10	.804

Assistant, Delaware (1 year)

YEAR	W-L-T	PCT
2017	34-23	.596
TOTALS	34-23	.596

Assistant, La Salle (4 years)

YEAR	W-L-T	PCT
2018	14-41	.255
2019	25-31	.446
2020	5-9	.357
2021	32-21	.604
TOTALS	76-102	.427

CAREER TOTALS	151-135	.528
----------------------	----------------	-------------

AMARO IN THE MLB DRAFT

PLAYER	YEAR	SCHOOL	TEAM	ROUND	OVRL
Nick Patten	2018	Delaware	Pirates	28	834
Ricky Negron	2017	Tampa	Braves	34	1010
Laz Rivera	2017	Tampa	White Sox	28	837
J.D. Osborne	2017	Tampa	Marlins	22	659
Kevin Santa	2017	Tampa	Mariners	19	573
Casey Scoggins	2016	Tampa	Twins	39	1173



DIRECTOR OF OPERATIONS CHIP BAKER



CHIP BAKER

- **DIRECTOR OF OPERATIONS**
- **HIGH POINT, 1980**
- **38TH SEASON AT FLORIDA STATE**

Returning for his 38th season as the senior member of the Florida State baseball staff, Chip Baker is one of the most popular figures in the Seminole program. Baker is in his 20th year as Florida State's Director of Baseball Operations, a multi-faceted position for the man who spent 18 years as a Seminole assistant coach.

Baker oversees all administrative aspects of Seminole baseball, including the budget, team travel, game operations, equipment, field/facility maintenance and scheduling. He also

assists the efforts of the marketing and ticket offices and is the contact point for all communication between the program and the Bullpen Club, Seminole Boosters and the Alumni Association.

During his tenure with the Seminoles, Baker has participated in 36 NCAA postseason tournaments and 16 College World Series appearances, including 11 in 18 years on the field. He was a member of the coaching staff for the 1986 and 1999 teams that reached the CWS championship game. Baker's duties as an assistant included coaching third base, tutoring FSU's catchers, scouting opponents and directing the Seminoles' defensive alignments.

A former assistant at Virginia Tech and Georgia Tech, Baker is known as one of college baseball's premier catching instructors. During his tenure, Baker coached seven All-American receivers, including Ed Fulton, Barry Blackwell, major-leaguer Marc Ronan, current Kansas City Royals coach Pedro Grifol, current FSU head coach Mike Martin Jr., Jeremy Salazar and Tony Richie.

Baker also served as the long-time director of the Mike Martin and Seminole Advanced Baseball Schools. Over 130 former campers have gone on to wear the Garnet and Gold and several have advanced to the major leagues. Past camps have produced over 30 first round draft picks including Sean Gilmartin, John-Ford Griffin, Nick Stocks, Jonathan Johnson, J.D. Drew, Chipper Jones, Alex Rodriguez and brothers Justin and Melvin Upton. The Super Skills Academy is widely regarded as one of the nation's top summer camps. Baker has also been on the staff of national and regional clinics and continues to work with local youth organizations putting together clinics.

The North Carolina native has written articles for Scholastic Coach and Collegiate Baseball magazines on the subjects of catching, third base coaching and bunting, and has published a Collegiate Level Strength & Speed book. In 2001, Baker put together a record-selling catching video with Championship Videos entitled, 'Expanding the Strike Zone.' A popular speaker with no shortage of stories, Baker continues to address Seminole Booster clubs and civic organizations around the state.

A 1980 graduate of High Point University in North Carolina, Baker was part of four Carolina Conference championship teams, including the 1979 team that was the NAIA World Series runner-up.

After completing his bachelor's degree in physical education, Baker earned a Master of Science degree in movement science at Virginia Tech, where he began his collegiate coaching career.

Baker is the proud father of Katie, a 2018 graduate of Florida State and a former student manager with the FSU softball team during the team's run to the 2018 National Championship.


In 2001, Baker and former head coach Mike Martin were presented with the university's prestigious Westcott Award for their bravery in saving the lives of players and staff during the Seminoles' road trip to Stanford. Leaving the San Francisco airport, the two coaches gained control of the team's charter bus after the driver suffered a fatal heart attack, safely guiding the bus to the side of a busy highway.

A voter for the National College Baseball Hall of Fame, Baker was recognized in 2006 by the American Baseball Coaches Association 'For a Quarter Century of Leadership & Devotion to Baseball.'

In April of 2014, Baker entered Florida State's Circle of Gold, an honor acknowledging a worthy individual who, through their service and achievements, personify the university's tradition of excellence. Baker also serves as a TV analyst for Florida State's home broadcasts on the ACC Network Extra.



SUPPORT STAFF



JAMIE BURLESON
Strength & Conditioning Coach



BRANDON STONE
Athletic Trainer



CATHY BADGER
Assoc. Dir. of SAAS & Director of Academic Services



NATE YARBROUGH
Clubhouse & Equipment Manager



JASON DENNARD
Assoc. AD/New Revenue Generation & Marketing



ADAM HAMM
Assoc. Dir. of Facilities & Events



STEVEN McCARTNEY
Sports Information Director



BAILEY DeHART
Assistant Director of Marketing



TARA WHITE
Social Media



CHRIS DENSON
Turf Superintendent



NICKI BEDGOOD
Office Manager



COURTNEY CASWELL
Fundraising & Alumni Relations



PAT CAMPBELL
Scoreboard Operator



JAIME ELLIOTT
Scoreboard Operator



ERIC LUALIEN
Radio Play-by-Play



JEFF ERECKSON
Public Address Announcer



AUSTIN PHILLIPS
Video Coordinator




STACI SUTTON
Director of Spirit Groups & Bat Girls




J.R. KIDD
Graduate Student Manager




ANTHONY ALTIERI
Student Manager



ETHAN HIGGINS
Student Manager



DANIEL McHUGH
Student Manager



AUSTON HERLONG
Student Manager



KAMRIN HOFFMANN
Student Manager



CJ SKANDALIS
Student Manager




MAGUIRE KELLY
Student Manager - Analytics



MATTHEW CODA
Bullpen Catcher



HAYDEN KELLEY
Bullpen Catcher



JOHN SUAREZ
Athletic Training Student



BROLIN VANHUSS
Athletic Training Student



JUAN VAZQUEZ
Athletic Training Student



SPENCER WACHS
Athletic Training Student



PLAYERS

2022 ROSTER



23 REESE ALBERT

- OF • L/L
- 6-2 • 190 • R-SR
- JUPITER, FLA./JUPITER

ACCOLADES:

- Collegiate Baseball Player of the Week - March 16, 2020
- 2019 All-ACC Third Team
- 2019-20 ACC Academic Honor Roll

REDSHIRT JUNIOR (2021):

Hit .176 with four home runs over 26 games before a season-ending injury cut his year short...had home runs against North Florida, at Virginia Tech and in back-to-back games against Wake Forest...had seven RBI against the Demon Deacons, hitting a grand slam on March 27 and a three-run home run on March 28...has started a team-high 133 games in his career...drew a walk-off walk against UCF on March 24, FSU's second run in the bottom of the 10th inning in a 6-5 victory...was his third walk-off as a Seminole...tied a career-high with three walks against Pitt on February 28...was hit by four pitches on the season, two against Jacksonville on April 6.

JUNIOR (2020):

Hit .242 with 13 RBI, 16 runs scored and nine extra-base hits (five doubles, four home runs)...started all 17 games in center field...ended the season with a perfect 3-for-3 game against Illinois State, with a pair of solo home runs...second career multi-home run game...finished with a four-game hitting streak and four-game RBI streak to cap the season, with seven of 13 RBI coming in those four games...had the game-winning RBI in the Noles 2-0 win at No. 1 Florida...scored three runs against Cincinnati on February 21, tying a career high...drew three walks against the Bearcats on February 23, also a career high...hit by two pitches against Niagara on February 16...had a pair of hits against No. 3 Texas Tech...played summer ball with the Orlando Scorpions in the Florida Collegiate Summer League.

SOPHOMORE (2019):

Despite missing 19 games due to injuries, earned third-team All-ACC recognition, hitting .283 with six doubles, three triples and nine home runs...added 35 RBI and scored 33 runs...led FSU with six sacrifice flies...hit two home runs in game one of the Baton Rouge Super Regional against LSU - the first was a three-run home run that tied the game 4-4 in the seventh inning; the second was a solo shot in the ninth inning that extended FSU's lead to 6-4...first two-HR game of his career...hit two home runs in the Athens Regional, one against FAU and one against No. 4 national seed Georgia...hit FSU's first home run of the season on Opening Day against Maine and FSU's final three home runs against Georgia and LSU.

FRESHMAN (2018):

Made 56 appearances and 44 starts, hitting .268 with seven home runs, eight doubles, 34 runs batted in and 25 runs scored...saw extensive playing time after a jaw injury to center fielder J.C. Flowers and started the final 30 games in the outfield...made his first appearance off the bench on Opening Day, finishing 1-for-2 with a pair of RBI...hit his first home run against Notre Dame (3/17) and his second the next day against the Irish...also had home runs in consecutive games at No. 9 Clemson (5/5-6)...had a career-high four hits against the Tigers (5/5), head coach Mike Martin's 1,976th career win...had a career-high five RBI and three hits against No. 4 NC State (5/18), including a walk-off three-run home run in the 10th inning...added a walk-off double in his first appearance in an ACC Tournament against Virginia (5/22), leading FSU to its second consecutive ACC Championship...finished third on the team with a .284 batting average in ACC play...played his summer ball with the Y-D Red Sox in the Cape Cod League.

PERSONAL:

Playing for Jupiter High, hit .328 with four home runs, 29 runs batted in and 24 runs scored...ranked 88th in the Perfect Game player rankings, was a second team All-American and part of the first team All-Florida and All-District team...as a senior, helped Jupiter reach the 9A state semifinals before falling to eventual state champion Timber Creek...2017 Perfect Game first team All-Florida region, 2017 first team all-county, Perfect Game Florida High School Dream Team...three-time Perfect Game All-America honors...parents are Keith and Michele Albert...grandfather played baseball and basketball at Rutgers...majoring in sport management...born on July 10, 1999.

ALBERT'S CAREER STATS

YR.	AVG.	GP	AB	R	H	2B	3B	HR	RBI	SB-SBA
2018	.268	56	157	25	42	8	0	7	34	4-5
2019	.283	46	166	33	47	6	3	9	35	2-3
2020	.242	17	62	16	15	5	0	4	13	1-1
2021	.176	26	91	12	16	2	0	4	15	0-1
TOT	.252	145	476	86	120	21	3	24	97	7-10

ALBERT'S CAREER HIGHS

At-Bats	6 (6 times), last vs. Texas Tech (2/29/20)
Runs	3 (4 times), last vs. Illinois State (3/11/20)
Hits	4 at Clemson (5/5/18)
RBI	5 vs. NC State (5/18/18)
Walks	3 (4 times), last vs. Pitt (2/28/21)
Hit by Pitch	2 (2 times), last vs. Jacksonville (4/6/21)
Stolen Bases	1 (7 times), last at Duke (3/7/20)



37 ANDREW ARMSTRONG

- LHP • L/L
- 6-2 • 153 • SO
- FLOWERY BRANCH, GA./FLOWERY BRANCH

FRESHMAN (2021):

Made five appearances out of the bullpen...did not allow an earned run over 4.0 innings, with five strikeouts and six hits...struck out a season-high three against Stetson and pitched 1.2 innings in the ACC Tournament against Duke...made his Seminole debut with a strikeout against Pitt on February 27...also pitched against North Carolina and at No. 2 Notre Dame...played summer ball for the Savannah Bananas in the Coastal Plains League.

PERSONAL:

Graduated from Flowery Branch High School in Flowery Branch, Georgia...ranked the No. 4 RHP in Georgia...committed to Florida State over Georgia and Alabama among others...selected to the 2020 PG Southeast - All Region second team...four-time All-State baseball selection...helped lead the Falcons to the Georgia state semifinals in 2018...also played basketball in high school...parents are Ken and Sheila Armstrong...sister Bailey...majoring in criminology...born on May 3, 2002.

FSU 2022 ROSTER

ARMSTRONG'S CAREER STATS

YR.	ERA	W-L	APP	GS	SV	IP	H	R	ER	BB	SO
2021	0.00	0-0	5	0	0	4.0	6	2	0	0	5
TOT	0.00	0-0	5	0	0	4.0	6	2	0	0	5

ARMSTRONG'S CAREER HIGHS

Innings Pitched	1.2 vs. Duke - ACC Tournament (5/26/21)
Hits Allowed	2 (2 times), last vs. Duke - ACC Tournament (5/26/21)
Runs Allowed	1 (2 times), last vs. Duke - ACC Tournament (5/26/21)
Earned Runs Allowed	--
Walks	--
Strikeouts	3 vs. Stetson (4/27/21)



42 DAVID BARRETT

- RHP • R/R
- 6-0 • 199 • R-SO
- SARASOTA, FLA./SARASOTA (STATE COLLEGE OF FLORIDA)

PERSONAL:

Transferred from State College of Florida...graduated from Sarasota High School in Sarasota, Florida...awarded All-Area first team junior year of high school...helped lead Sarasota to the final four in the state playoffs...parents are Brian Barrett and Lisa Wenzel...brother William...majoring in interdisciplinary social science...born January 9, 2001.



17 JACKSON BAUMEISTER

- RHP • R/R
- 6-4 • 226 • FR
- JACKSONVILLE, FLA./THE BOLLES SCHOOL

PERSONAL:

Graduated from The Bolles School in Jacksonville, Florida...was awarded Baseball America All-American and Florida Times-Union First Coast Player of the Year his senior year of high school...finished No. 53 on the MLB Draft prospect rankings and is one of the highest-rated players to attend college in 2021...tossed a perfect game as a senior against Benedictine, striking out 13 in Bolles' 11-0 win...led Bolles to the 3A final four, striking out 10 without allowing an earned run in six innings in the state semifinals...finished with a 0.63 ERA and 16.9 K/9, with 145 strikeouts and just 20 walks in 77.1 innings...parents are Matt and Elizabeth Baumeister...sister Anna...majoring in finance...born on July 10, 2002.



26 CADE BUSH

- INF • R/R
- 6-3 • 232 • FR
- PALM BEACH GARDENS, FLA./PALM BEACH GARDENS

PERSONAL:

Graduated from Palm Beach Gardens High School in Palm Beach Gardens, Florida...won the 2021 Sun-Sentinel 7A-6A Player of the Year, and four time All-District Player of the Year...was on the honor roll...parents are Brent and Kelly Bush...sisters Sadie and Chloe...grandfather Bernie McCann is in the FSU Athletics Hall of Fame for volleyball (1954-57) and was the first three-time All-American at FSU in any sport...majoring in sport management...born on September 26, 2002.



3 JORDAN CARRION

- INF • R/R
- 6-1 • 156 • SO
- MIAMI, FLA./AMERICAN HERITAGE (FLORIDA)

ACCOLADES:

- SEC Freshman of the Week - April 5, 2021 - at Florida

PERSONAL:

Played his freshman season at Florida, hitting .244 with 21 hits and eight RBI over 37 games...made 24 starts up the middle at shortstop and second base...hit his first career home run against No. 3 Ole Miss...had seven relief appearances on the mound, with one save against Jacksonville on March 13...did not allow a run and struck out eight over 6.2 innings...was No. 179 on the Perfect Game Class of 2020 prospect list...2020 Perfect Game preseason All-Region first team...parents are Jorge Carrion and Wendy Gonzales...brother Kobe...dad was drafted by the Texas Rangers in the 1995 MLB Draft and played three seasons in the minor leagues...majoring in social science...born on April 20, 2001.



40 JOE CHARLES

- RHP • R/R
- 6-3 • 221 • R-FR
- CELEBRATION, FLA./TNXL ACADEMY (NORTH CAROLINA)

ACCOLADES:

- 2019 MLB Draft: 25th Round (748), New York Mets

PERSONAL:

Spent the 2020 season at North Carolina after graduating high school from TNXL Academy...struck out two batters in 1.1 innings for the Tar Heels...selected in the 25th round of the 2019 MLB Draft and was rated No. 181 in the MLB Prospect pipeline that year...All-American, No. 12 RHP and No. 35 overall prospect by Perfect Game...was on the 2018 USA Baseball U-18 40-man roster and a gold medalist with the U-15 National Team in the Pan-Am Games in 2015...parents are Jimmy and Blair Charles...brother J.R. and sister L.E...brother played baseball at Johns Hopkins...majoring in computer science...born on April 5, 2000.

2022 ROSTER



5 WYATT CROWELL

- LHP • L/L
- 6-0 • 170 • SO
- CUMMING, GA./WEST FORSYTH

FRESHMAN (2021):

Made 13 relief appearances on the mound, finishing 1-3 with a 3.86 ERA in 16.1 innings, with 16 strikeouts...earned his first career win against FGCU on May 12, throwing 2.1 innings in FSU's 2-1 walk-off win...at the plate, hit .221 over 104 at-bats, with four doubles and a triple, 10 walks, 11 runs and three RBI...had a season-high three hits twice, against Wake Forest on March 28 and Boston College on April 16...scored a pair of runs in his first career start at Virginia Tech on March 14...made 17 starts in the outfield and 11 as the designated hitter...made his Seminole debut with 1.2 innings against Pitt without allowing an earned run...had a pair of four-game hitting streaks...had an outfield assist in the first inning at Miami to keep the Hurricanes off the board as FSU swept the season series...had two hits against No. 5 Florida in the Seminoles 10-2 win.

PERSONAL:

Graduated from West Forsyth High School in Cumming, Georgia...ranked the No. 6 LHP in Georgia by Perfect Game...All-State in 2019...Forsyth News All-County Player of the Year in 2019...hit .414 with seven doubles and three triples as a junior...All-FCN second team as a sophomore...selected to play in the 2019 Perfect Game National Showcase...parents are Les and Kelley Crowell...sister Sadie and brother Cooper...dad ran track at Southeastern Louisiana...grandfather played goalie for the Boston Bruins and won a Stanley Cup...majoring in sport management...born on October 13, 2001.

CROWELL'S CAREER STATS - PITCHING

YR.	ERA	W-L	APP	GS	SV	IP	H	R	ER	BB	SO
2021	3.86	1-3	13	0	0	16.1	16	12	7	6	16
TOT	3.86	1-3	13	0	0	16.1	16	12	7	6	16

CROWELL'S CAREER HIGHS - PITCHING

Innings Pitched	2.2 at Georgia Tech (4/25/21)
Hits Allowed	5 at NC State (5/21/21)
Runs Allowed	4 at Virginia Tech (3/14/21)
Earned Runs Allowed	3 (2 times), last at NC State (5/21/21)
Walks	2 vs. Pitt (2/27/21)
Strikeouts	4 vs. Virginia (3/7/21)

CROWELL'S CAREER STATS - BATTING

YR.	AVG.	GP	AB	R	H	2B	3B	HR	RBI	SB-SBA
2021	.221	34	104	11	23	4	1	0	3	2-2
TOT	.221	34	104	11	23	4	1	0	3	2-2

CROWELL'S CAREER HIGHS - BATTING

At-Bats	5 at Miami (3/20/21)
Runs	2 (2 times), last at Georgia Tech (4/25/21)
Hits	3 (2 times), last vs. Boston College (4/16/21)
RBI	1 (3 times), last at Florida (4/13/21)
Walks	2 vs. Wake Forest (3/28/21)
Hit by Pitch	--
Stolen Bases	1 (2 times), last vs. Troy (5/1/21)



30 ROSS DUNN

- LHP • L/L
- 6-3 • 221 • SO
- SALT LAKE CITY, UTAH/COTTONWOOD

ACCOLADES:

- 2021 ACC Academic Honor Roll

FRESHMAN (2021):

Made 12 appearances, with one start, finishing with a 2.13 earned run average and 15 strikeouts in 12.2 innings pitched...did not record a decision...allowed a pair of runs in his Seminole debut on February 21 against North Florida, but went 12 innings over his next 10 games without an earned run...in his start on May 12 against FGCU, pitched a season-high 3.1 innings with four strikeouts and walked just one...struck out three against Stetson on April 27...gave up just two hits and no runs over 5.2 innings in seven ACC games...matched Clayton Kwiatkowski for the lowest ERA on the team (min. 5.0 IP)...played summer ball for the Y-D Red Sox in the Cape Cod League.

PERSONAL:


Graduated from Cottonwood High School in Salt Lake City, Utah...ranked the No. 1 LHP and No. 2 overall in Utah by Perfect Game...selected to the 2020 PG Preseason West - All-Region first team...helped lead Cottonwood to a pair of state titles and was a two-time All-State selection...5-0, 1.22 ERA in 2019...third player in FSU history from the state of Utah (Alan Gentry and Ken Heath from Layton, mid-80s)...originally committed to Kentucky...parents are Wendie and Todd Dunn...brother Oliver and sister Emma...brother played baseball at the University of Utah and was drafted in the 11th round of the 2019 MLB Draft by the New York Yankees...sister played volleyball at Eastern Washington...majoring in sport management...born on February 20, 2002.

DUNN'S CAREER STATS

YR.	ERA	W-L	APP	GS	SV	IP	H	R	ER	BB	SO
2021	2.13	0-0	12	1	0	12.2	7	4	3	11	15
TOT	2.13	0-0	12	1	0	12.2	7	4	3	11	15

DUNN'S CAREER HIGHS

Innings Pitched	3.1 vs. FGCU (5/12/21)
Hits Allowed	4 vs. FGCU (5/12/21)
Runs Allowed	2 vs. North Florida (2/21/21)
Earned Runs Allowed	2 vs. North Florida (2/21/21)
Walks	5 vs. North Florida (2/21/21)
Strikeouts	4 vs. FGCU (5/12/21)



2022 ROSTER



35 HOUSTON EVANS

- OF • R/R
- 5-11 • 189 • FR
- TUSCALOOSA, ALA./TUSCALOOSA ACADEMY

PERSONAL:

Graduated from Tuscaloosa Academy in Tuscaloosa, Alabama...also played football in high school...loves to hunt and fish...parents are Lee and Jamie Evans...brother Jordan, sister Madeline...dad Lee was the head coach at Tuscaloosa Academy and a fourth round pick of the Pirates in the 1996 MLB Draft...majoring in civil engineering...born on May 8, 2002.



7 JAIME FERRER

- C/OF • R/R
- 6-1 • 222 • FR
- BAYAMÓN, P.R./FLORIDA VIRTUAL SCHOOL

PERSONAL:

Graduated from Florida Virtual School and played baseball for Central Point Academy in Kissimmee...No. 323 on the Perfect Game national rankings and No. 47 in the state of Florida...diagnosed with Type 1 diabetes at age 3...grew up playing tennis...parents are Jimmy and Mila Ferrer...brothers Gabriel and Diego...dad played professional basketball and grandfather played baseball and basketball for the Cuban national team...majoring in sport management...born on December 27, 2002.



27 JACKSON GREENE

- INF • R/R
- 5-11 • 222 • R-SR
- LIVE OAK, FLA./SUWANNEE (WALLACE COMMUNITY COLLEGE)

ACCOLADES:

- 2021 ACC Academic Honor Roll

REDSHIRT JUNIOR (2021):

Played in 51 games, with 41 starts, all at second base...hit .187 with 14 RBI, 23 runs scored, four doubles and three home runs...drew 27 walks and was hit by five pitches...started the final 23 games of the season and has made 58 starts in his career...set career highs at NC State on May 22 to end the regular season, going 3-for-3 with four RBI and three runs scored...added two walks against the Wolfpack and reached base in all five plate appearances...hit home runs in back-to-back games against the Wolfpack...hit first career home run at Georgia Tech on April 23...had two hits and two RBI on May 16 against Clemson in home finale...drew season-high five times, including off the bench against Virginia...outstanding defender had just four errors on the season and none in his first 33 games...added four sacrifice bunts.

JUNIOR (2020):

Started all 17 games in the Seminole infield, with 14 coming at second base and three at shortstop...hit .190 with 10 RBI, 11 runs scored and 13 walks drawn...had multi-hit games against Niagara and FAU...against the Owls, also had a season-high three RBI and two runs scored...drew three walks against Mercer, a season-high...was hit by a pair of pitches against Niagara on February 15...perfect on two stolen base chances.

PERSONAL:


A transfer from Wallace Community College in Dothan, Ala...he hit .344 in 2019 with two home runs, 31 runs batted in, and eight stolen bases in 55 games played...ranked the state of Florida's No. 67 shortstop out of Suwannee High School in Live Oak in 2017...earned 2017 Perfect Game All-American and All-Region honors...parents are James and April Greene...majoring in social science after graduating with a degree in criminology...born May 9, 1998.

GREENE'S CAREER STATS

YR.	AVG.	GP	AB	R	H	2B	3B	HR	RBI	SB-SBA
2020	.190	17	58	11	11	2	0	0	10	2-2
2021	.187	51	139	23	26	4	0	3	14	0-0
TOT	.188	68	197	34	37	6	0	3	24	2-2

GREENE'S CAREER HIGHS

At-Bats	5 (2 times), last at Notre Dame (5/8/21)
Runs	3 at NC State (5/22/21)
Hits	3 at NC State (5/22/21)
RBI	4 at NC State (5/22/21)
Walks	3 vs. Mercer (3/3/20)
Hit by Pitch	2 vs. Niagara (2/15/20)
Stolen Bases	1 (2 times), last vs. FAU (2/29/20)



36 DAVIS HARE

- RHP • R/R
- 6-3 • 219 • R-SR
- GUYTON, GA./SOUTH EFFINGHAM (WALLACE COMMUNITY COLLEGE)

REDSHIRT JUNIOR (2021):

Made 25 pitching appearances, with a 1-2 record and 2.67 ERA on the year...at the plate, hit .286 in 42 at-bats with three doubles, a triple and a home run...finished 81st nationally in pitching appearances...had three saves on the year, against Virginia Tech, Wake Forest and Georgia Tech...in his fifth start as DH, against Troy on May 2, hit a double and a tie-breaking home run in FSU's 4-2 win...at No. 2 Notre Dame, gave FSU a 2-1 lead in the fourth inning on May 7...versus Clemson on May 16, FSU's home finale, had a pinch-hit, two-run single that broke a tie in a game FSU won 10-6...his three saves were the second-most on the team behind Jack Anderson's five...set a career high with three hits at Georgia Tech, including his first double...was the hard-luck loser in his NCAA Tournament debut against Ole Miss, allowing just one hit and one unearned run against the Rebels over a season-high 3.0 innings...had an RBI single the next day as the starting designated hitter against Southern Miss...tied a season high with four strikeouts against Pitt on February 28...K'd 33 over 27.0 innings on the year...played summer ball for the Savannah Bananas in the Coastal Plains League.

JUNIOR (2020):

Ended the 2020 season 1-1 with a 4.66 earned run average...allowed eight hits in 9.2 innings pitched, with five runs...struck out 15 batters and walked four...season-high 3.1 innings pitched and four strikeouts against Mercer on March 3...earned the win on Tyler Martin's walk-off single in the 11th inning against the Bears...made his Seminole debut on Opening Day, allowing a hit and recording a strikeout in 0.1 innings against Niagara.

FSU 2022 ROSTER

PERSONAL:

A transfer from Wallace Community College in Dothan, Alabama...ranked the No. 87 overall player in Georgia and the state's No. 15 right-handed pitcher by Perfect Game coming out of South Effingham High School in Guyton in 2017...as a sophomore, he helped lead his team to the Elite 8 4-AAAA Georgia State Playoffs...as a junior, he did not lose a playoff game, going 11-1 in the regular season and making it to the semifinals of 5-A Georgia State Playoffs...enjoys hunting, fishing, basketball and golf...parents are Larry and Natalie Hare...siblings Anna-Blake, Elizabeth, Katherine, and Ella...majoring in interdisciplinary social science...born on June 15, 1999.

HARE'S CAREER STATS - PITCHING

YR.	ERA	W-L	APP	GS	SV	IP	H	R	ER	BB	SO
2020	4.66	1-1	7	0	0	9.2	8	5	5	4	15
2021	2.67	1-2	25	0	3	27.0	23	16	8	13	33
TOT	3.19	2-3	32	0	3	36.2	31	21	13	17	48

HARE'S CAREER HIGHS - PITCHING

Innings Pitched	3.1 vs. Mercer (3/3/20)
Hits Allowed	4 vs. North Florida (2/20/21)
Runs Allowed	3 at NC State (5/22/21)
Earned Runs Allowed	2 (3 times), last vs. Jacksonville (4/6/21)
Walks	2 (3 times), last at Notre Dame (5/8/21)
Strikeouts	4 (2 times), last vs. Pitt (2/28/21)

HARE'S CAREER STATS - BATTING

YR.	AVG.	GP	AB	R	H	2B	3B	HR	RBI	SB-SBA
2021	.286	17	42	6	12	3	1	1	7	0-0
TOT	.286	17	42	6	12	3	1	1	7	0-0

HARE'S CAREER HIGHS - BATTING

At-Bats	5 (2 times), last at Georgia Tech (4/23/21)
Runs	2 vs. Troy (5/2/21)
Hits	3 at Georgia Tech (4/23/21)
RBI	2 (2 times), last vs. Clemson (5/16/21)
Walks	1 (2 times), last vs. Southern Miss - NCAA Regional (6/6/21)
Hit by Pitch	--
Stolen Bases	--



43 BRYCE HUBBART

- LHP • L/L
- 6-1 • 181 • R-SO
- WINDERMERE, FLA./WINDERMERE

ACCOLADES:

- 2021 ACC Academic Honor Roll

REDSHIRT FRESHMAN (2021):

Went 6-5 with a 3.80 earned run average over 16 appearances and 14 starts...compiled 94 strikeouts over 71.0 innings...opponents hit just .208 against the left-hander...finished in the Top 100 nationally in strikeouts per nine innings (49th, 11.92), fewest hits allowed per nine innings (81st, 6.85) and strikeouts (84th)...earned third team All-ACC honors and was named to the All-Freshman Team...set a career high with 12 strikeouts against Troy on May 1, allowing two runs over 6.1 innings...as a team, FSU K'd 17 Trojans without a walk, the second-most strikeouts without a walk in FSU history...after coming out of the bullpen to open the year, his final 14 games were starts...in the NCAA Tournament against Ole Miss, allowed just one earned run in 5.1 innings...earned the win against No. 16 Virginia in his first start of the year, allowing just one hit and no runs over 6.0 innings...also notched wins against North Florida on opening weekend, at Miami (6.0 IP, 1 ER), Boston College (5.2 IP, 0 ER), at Georgia Tech (5.0 IP, 1 ER) and vs. Clemson (6.0 IP, 1 ER)...finished 8th in the ACC in strikeouts, 6th in opponent batting average and 12th in ERA...his 36 strikeouts looking were third in the league...played summer ball for the Brewster Whitecaps in the Cape Cod League.

FRESHMAN (2020):

Ended 0-1 with a 6.48 earned run average over seven appearances and three starts...struck out 13 batters in 8.1 innings pitched...loss came in season opener against Niagara...last three appearances were starts, throwing more innings in each appearance...started FSU's season finale against Illinois State with 2.1 innings pitched and four strikeouts...struck out two batters in 1.0 innings pitched against Niagara and Cincinnati...made starts against FAU, Mercer and Illinois State...only Seminole to make first career start in 2020...played summer ball with the Winter Garden Squeeze in the Florida Collegiate Summer League...named a first-team pitcher after posting a 0.60 ERA with 31 strikeouts in 15 innings pitched...opponents hit just .122 against him over the summer.

PERSONAL:

Graduated from Windermere High in Windermere, Florida...as a senior, he went 9-0 with a 0.73 earned run average and 96 strikeouts in 57.2 innings pitched...threw a complete game to help lead Wolverines past Hagerty 3-2 in the FHSAA Class 8A, Region 3 semifinals...2019 Perfect Game All-American and first team All-Region in Florida...2019 FACA District 11 MVP...2019 HSNB 8A Pitcher of the Year...ranked No. 43 overall player in Florida and the state's No. 4 left-handed pitcher by Perfect Game...ranked 9th overall player in the state by Prep Baseball Report...played volleyball two years in high school...at Windermere, was in National Honor Society and graduated with a 4.8 GPA...parents are Darrin and Angie Hubbart...siblings are Lakon and Madison, who also attends Florida State...majoring in sport management...born on June 28, 2001.



FSU 2022 ROSTER

HUBBART'S CAREER STATS

YR.	ERA	W-L	APP	GS	SV	IP	H	R	ER	BB	SO
2020	6.48	0-1	7	3	0	8.1	8	7	6	8	13
2021	3.80	6-5	16	14	0	71.0	54	36	30	29	94
TOT	4.08	6-6	23	17	0	79.1	62	43	36	37	107

HUBBART'S CAREER HIGHS

Innings Pitched	6.1 vs. Troy (5/1/21)
Hits Allowed	7 vs. Wake Forest (3/27/21)
Runs Allowed	6 vs. Wake Forest (3/27/21)
Earned Runs Allowed	6 vs. Wake Forest (3/27/21)
Walks	6 at Louisville (4/10/21)
Strikeouts	12 vs. Troy (5/1/21)



33 DYLAN JACOBS

- RHP • R/R
- 6-2 • 181 • FR
- OCALA, FLA./TNXL ACADEMY

PERSONAL:

Graduated from TNXL Academy and is from Ocala, Florida...committed to Florida State in May 2020...parents are Jon and Jen Jacobs...sister Madison...majoring in sport management...born on August 15, 2002.



29 SEBASTIAN JIMENEZ

- C/1B • R/R
- 6-4 • 240 • R-FR
- MIAMI, FLA./CORAL REEF SENIOR

FRESHMAN (2021):

Redshirt season after sustaining an offseason injury and missing the year.

PERSONAL:

Graduated from Coral Reef High School in Miami...four-year team captain and varsity starter...ranked the No. 5 catcher in Florida and No. 21 nationally by Perfect Game...selected to play in the 2019 Perfect Game National Showcase...helped Coral Reef win first district and regional championships in school history and led team to first state championship appearance...two-time team MVP hit .375 with 88 hits, 23 doubles, three triples and eight home runs...selected to All-District Team in 2018, 2019 and 2020...2019 All-Dade County...parents are Eric and Janice Jimenez...brother Nick...both parents swam in high school in the Dominican Republic...majoring in management...born on March 23, 2002.



25 DOUG KIRKLAND

- RHP • R/R
- 5-11 • 212 • R-SO
- ORLANDO, FLA./TNXL ACADEMY

REDSHIRT FRESHMAN (2021):

Did not play after suffering a season-ending injury during the offseason.

FRESHMAN (2020):

Appeared in four games as a catcher, with a pair of starts behind the plate...hit 2-for-6 with an RBI, run scored and double, all against FAU on February 29...made five appearances on the mound, allowing one earned run in 2.0 innings pitched...struck out the final batter of the series at No. 12 Duke to cap FSU's 10-2 win...made his FSU debut on the bump against Niagara on February 15...played summer ball with the Sanford River Rats in the Florida Collegiate Summer League.

PERSONAL:

Graduated from TNXL Baseball Academy in Kissimmee, Florida...ranked the No. 41 catcher in the state of Florida by Perfect Game...likes to play football, water ski and wakeboard...parents are Doug and Leigh Kirkland...brother Cooper and sister Shelby...grandfather played football at Auburn and uncle played baseball at South Alabama...majoring in criminology...born on December 3, 2000.

KIRKLAND'S CAREER STATS - PITCHING

YR.	ERA	W-L	APP	GS	SV	IP	H	R	ER	BB	SO
2020	4.50	0-0	5	0	0	2.0	3	2	1	0	1
TOT	4.50	0-0	5	0	0	2.0	3	2	1	0	1

KIRKLAND'S CAREER HIGHS - PITCHING

Innings Pitched	1.0 vs. USF (2/18/20)
Hits Allowed	2 vs. Cincinnati (2/22/20)
Runs Allowed	2 vs. Cincinnati (2/22/20)
Earned Runs Allowed	1 vs. Cincinnati (2/21/20)
Walks	--
Strikeouts	1 at Duke (3/8/20)

KIRKLAND'S CAREER STATS - BATTING

YR.	AVG.	GP	AB	R	H	2B	3B	HR	RBI	SB-SBA
2020	.333	4	6	1	2	1	0	0	1	0-0
TOT	.333	4	6	1	2	1	0	0	1	0-0

KIRKLAND'S CAREER HIGHS - BATTING

At-Bats	3 vs. FAU (2/29/20)
Runs	1 vs. FAU (2/29/20)
Hits	1 (2 times), last vs. FAU (2/29/20)
RBI	1 vs. FAU (2/29/20)
Walks	--
Hit by Pitch	--
Stolen Bases	--



32 LOGAN LACEY

- INF/OF • R/R
- 5-10 • 188 • R-SR
- TALLAHASSEE, FLA./GODBY (TALLAHASSEE COMMUNITY COLLEGE)

ACCOLADES:

- Spring 2021 Dean's List
- 2021 All-ACC Academic Team
- 2021 ACC Academic Honor Roll

REDSHIRT JUNIOR (2021):

Played in 49 games, with 48 starts, hitting .295 with 57 hits, 39 runs scored and 39 RBI...mashed 13 doubles and 10 home runs, including a home run in four straight games to end the season...added 15 walks and was a perfect 3-for-3 on the base paths...second on the team in average, hits and doubles...third in runs, stolen bases and slugging percentage (.518)...started 36 games at third base and 12 in the outfield...became the third Seminole in 2021, after Elijah Cabell and Mat Nelson, with a four-game home run streak...ended the season with a hit in 14 of 15 games that included a career-long 10-game streak, with 22 RBI and seven home runs in that span...hit a home run against Miami in the ACC Tournament before going deep in all three games of the Oxford Regional in his first NCAA Tournament appearance...first home run of the year was a pinch-hit, two-run shot at Virginia Tech that gave FSU a one-run lead in the eighth inning...his 18 multi-hit games were second on the team and his five three-hit games led FSU...career-high five RBI at Georgia Tech on April 24...had his first outfield assist against the Yellow Jackets on April 23...game-tying grand slam at NC State on May 20...went 3-for-5 with three RBI and a career-high three runs against FGCU on May 11.

FSU 2022 ROSTER

JUNIOR (2020):

Appeared in 12 games, with six starts (four in RF, two at 3B)...hit .379 with 11 hits in 29 at-bats...had four doubles and his first career home run as a Seminole on the road at No. 12 Duke...stole three bases and was hit by three pitches...career-high three hits against the Blue Devils, with two doubles and a home run...started the final two games of the year, at No. 1 Florida and vs. Illinois State, at third base...did not commit an error on the season...had four multi-hit games and ended the year on a five-game hitting streak...scored a pair of runs against Duke and Mercer...in right field, had FSU's first outfield assist of the year, doubling off a Texas Tech runner on March 1.

PERSONAL:


Went 7-4 with three saves and 64 strikeouts over 57.1 innings pitched at Tallahassee Community College...ranked the No. 26 right-handed pitcher in the state of Florida by Perfect Game coming out of Godby High in 2017...at Godby, was the 2017 All-Big Bend Player of the Year from the Tallahassee Democrat...hit .438 with four home runs and 16 doubles as a senior and had 135 strikeouts in 63 innings pitched on the mound...grandparents are Tommy and Peggy...siblings William, Noah, Leland, Carmen and Sage...majoring in interdisciplinary social science...born on July 15, 1998.

LACEY'S CAREER STATS

YR.	AVG.	GP	AB	R	H	2B	3B	HR	RBI	SB-SBA
2020	.379	12	29	6	11	4	0	1	1	3-3
2021	.295	49	193	39	57	13	0	10	39	3-3
TOT	.306	61	222	45	68	17	0	11	40	6-6

LACEY'S CAREER HIGHS

At-Bats	7 vs. Pitt (2/28/21)
Runs	3 vs. FGCU (5/11/21)
Hits	3 (6 times), last vs. FGCU (5/11/21)
RBI	5 at Georgia Tech (4/24/21)
Walks	1 (15 times), last vs. Miami - ACC Tournament (5/28/21)
Hit by Pitch	2 at Duke (3/7/20)
Stolen Bases	1 (6 times), last at Virginia Tech (3/14/21)



16 TYLER MARTIN

- INF • L/R
- 6-1 • 149 • R-50
- TALLAHASSEE, FLA./CHILES

ACCOLADES:

- 2021 All-Fitt Team
- 2020 Freshman All-American (Collegiate Baseball)

REDSHIRT FRESHMAN (2021):

Hit .280 with 54 hits in 193 at-bats, leading FSU in runs (54), walks (46), hit by pitches (14), stolen bases (6) and on-base percentage (.445)...finished second in the ACC in walks, third in runs, fourth in HBP and seventh in OBP...started 54 of FSU's 55 games, with 52 coming at first base...had 16 multi-hit games, including a career-high five in the rubber match at No. 18 Virginia Tech on March 14...added a career-high four runs and two doubles in FSU's 14-7 win...it was FSU's first five-hit game since 2018 (Kyle Cavanaugh)...at No. 2 Notre Dame on May 8, was 4-for-5 with two RBI and a run scored as FSU won the series against the Fighting Irish...drew a career-high three walks three times...hit the first two home runs of his career, the first in a 6-5 win over UCF on March 24 when he went 3-for-4 with three runs scored and the second a grand slam against Boston College on April 16...had a hit and scored a run in FSU's final two games of the year in the Oxford Regional...had three total hits in his first ACC Tournament against Duke and Miami...prior to the season, had never played first base.

FRESHMAN (2020):

Hit .310 over 58 at-bats, with 18 hits, 17 runs scored, 16 walks drawn and 13 RBI...was hit by four pitches and reached base at a .481 clip...second on the team in batting average and on-base percentage...appeared in all 17 games, with 15 starts (9 at DH, 6 at third base)...hit five doubles and had one of FSU's two triples on the season...lined a one-out RBI single in the 11th inning against Mercer for FSU's 9-8, walk-off win...scored at least one run in 14 different games, including three against FAU on February 29...went 2-for-3 with two RBI, a double, triple and two walks drawn, with his only stolen base of the season, against the Owls...had a season-high three hits against Cincinnati on February 22 and vs. No. 3 Texas Tech on February 29...had multiple-RBI games against Niagara (twice), FAU and Mercer...tallied FSU's first hit and scored the Noles first run of the season on Opening Day against Niagara...season-high three walks vs. Cincinnati on February 23...ranked 22nd nationally with 16 walks drawn.

PERSONAL:

Graduated from Chiles High School in Tallahassee...earned A/B honor roll as a freshman and sophomore and was on the A honor roll as a junior...enrolled at Florida State in January 2020 to add depth in the Seminole infield...hit .330 with 30 walks and just four strikeouts as a sophomore...hit .470 with 27 hits and 12 doubles as a junior...parents are Mike Martin, Jr. and Litzie Martin...grandfather is longtime FSU head baseball coach Mike Martin...brother T.J...majoring in criminology...born on December 10, 2001.



2022 ROSTER

MARTIN'S CAREER STATS

YR.	AVG.	GP	AB	R	H	2B	3B	HR	RBI	SB-SBA
2020	.310	17	58	17	18	5	1	0	13	1-1
2021	.280	55	193	54	54	6	0	2	22	6-8
TOT	.287	72	251	71	72	11	1	2	35	7-9

MARTIN'S CAREER HIGHS

At-Bats	6 (3 times), last at Virginia Tech (3/14/21)
Runs	4 (2 times), last at Georgia Tech (4/24/21)
Hits	5 at Virginia Tech (3/14/21)
RBI	4 vs. Boston College (4/16/21)
Walks	3 (4 times), last at Georgia Tech (4/25/21)
Hit by Pitch	2 vs. Florida (3/16/21)
Stolen Bases	2 vs. Virginia (3/5/21)



8 BROCK MATHIS

- C • R/R
- 6-2 • 227 • R-SR
- FAIRFIELD, OHIO/FAIRFIELD (NW FLA. STATE COLLEGE/LSU/OK. STATE)

PERSONAL:

Transfer from Oklahoma State, where he hit .242 with 10 home runs and 32 RBI over 54 games...helped lead the Cowboys to the NCAA Tournament in 2021...led OSU with three home runs in the COVID-shortened 2020 season...played 48 games, with 40 starts, at LSU in 2019, with three home runs and 12 RBI in 122 at-bats...LSU reached the Super Regionals in 2019...hit .270 with four home runs at Northwest Florida State College in Niceville in 2018...was a Rawlings/Perfect Game Honorable Mention All-American out of Fairfield High in Fairfield, Ohio, in 2017...ranked by Perfect Game as the No. 1 catcher in Ohio and No. 4 overall in the state out of high school...parents are Mike and Kari Mathis...sister Kaelyn...majoring in social science after earning a University Studies degree at Oklahoma State...born on May 10, 1998.



20 KYLE McMULLEN

- RHP • R/R
- 6-2 • 203 • R-SR
- JUPITER, FLA./JUPITER (PALM BEACH STATE COLLEGE)

ACCOLADES:

- 2021 Golden Torch Award
- 2019-21 ACC Academic Honor Roll

REDSHIRT JUNIOR 2 (2021):

Made his Seminole debut opening weekend against North Florida, throwing 1.2 innings with a strikeout and one run allowed...also pitched against Duke in the ACC Tournament, striking out a batter...played summer ball for the Palm Beach Snow Birds in the Collegiate League of the Palm Beaches.

REDSHIRT JUNIOR (2020):

Did not play.

JUNIOR (2019):

Redshirt season.

PERSONAL:

Made 14 appearances with a 2-1 record and 2.66 earned run average at Palm Beach State College...No. 121 right-handed pitcher by Perfect Game in the 2016 class...named to the Palm Beach north division first team All-Conference...parents are Scott and Daryl McMullen...working towards his MBA after graduating with a degree in civil engineering...born on June 21, 1998.

McMULLEN'S CAREER STATS

YR.	ERA	W-L	APP	GS	SV	IP	H	R	ER	BB	SO
2021	9.00	0-0	2	0	0	2.0	4	2	2	2	2
TOT	9.00	0-0	2	0	0	2.0	4	2	2	2	2

McMULLEN'S CAREER HIGHS

Innings Pitched	1.2 vs. North Florida (2/21/21)
Hits Allowed	3 vs. North Florida (2/21/21)
Runs Allowed	1 (2 times), last vs. Duke - ACC Tournament (5/26/21)
Earned Runs Allowed	1 (2 times), last vs. Duke - ACC Tournament (5/26/21)
Walks	1 (2 times), last vs. Duke - ACC Tournament (5/26/21)
Strikeouts	1 (2 times), last vs. Duke - ACC Tournament (5/26/21)



15 PARKER MESSICK

- LHP • L/L
- 6-0 • 239 • R-SO
- PLANT CITY, FLA./PLANT CITY

ACCOLADES:

- 2021 ACC Pitcher & Freshman of the Year
- 2021 USA Baseball Collegiate National Team
- 2021 Third Team All-American (Collegiate Baseball, NCBWA, Perfect Game, D1Baseball)
- 2021 First Team Freshman All-American (Baseball America)
- 2021 Second Team Freshman All-American (NCBWA)
- 2021 First Team All-ACC and Freshman All-ACC
- 2021 ABCA/Rawlings Second Team All-Region
- 2021 John Olerud Two-Way Player of the Year Award Semifinalist
- 2021 Golden Spikes Award & College Baseball Foundation Pitcher of the Year Watch List
- John Olerud Two-Way Player of the Week - March 22, 2021
- College Baseball Foundation & ACC Pitcher of the Week - March 8, 2021
- Summer 2020 All-Florida League First Team
- Summer 2020 Florida League Cy Young Winner
- Summer 2020 Florida League Pitcher of the Week
- 2020 Freshman All-American (Collegiate Baseball)

REDSHIRT FRESHMAN (2021):

Named ACC Pitcher & Freshman of the Year after going 8-2 with 126 strikeouts in 90.0 innings pitched and a 3.10 earned run average...became just the second player in Atlantic Coast Conference history to earn Pitcher & Freshman of the Year honors in the same season...third team All-American and first team Freshman All-American...first team All-ACC and Freshman All-ACC team...finished 16th nationally in strikeouts and 24th in strikeouts per nine innings (12.60)...had a streak of 11 consecutive games, and 13 on the season, with at least 5.0 innings pitched and two or fewer earned runs allowed...struck out a career-high 12 batters against North Carolina on April 2, had 11 against Virginia and Wake Forest and 10 at Miami and vs. Clemson...after starting the season 0-2, including a 1-0 loss against Pitt, did not lose over his final 14 starts and FSU was 12-2 in those games...in his ACC Tournament debut, struck out 7 Miami batters in 5.0 innings to earn the win as FSU improved to 4-0 on the season against the Hurricanes...in the regular season at Miami, struck out 10 in 6.2 innings and added three RBI at the plate to earn John Olerud Award Two-Way Player of the Week honors...in his NCAA Tournament debut, did not allow an earned run in 6.0 innings to beat Southern Miss in the Oxford Regional...career-high 8.0 innings and 11 strikeouts, with a season-low three hits allowed and no runs, in 2-0

FSU 2022 ROSTER

win against eventual College World Series-participant Virginia...named the ACC and College Baseball Foundation Pitcher of the Week for his game against the Cavaliers... earned his sixth win of the year at No. 2 Notre Dame on May 7, allowing a run in 6.0 innings as FSU was the only team to win a regular-season series against the Fighting Irish in 2021...threw 6.0 innings in FSU's 9-0 win at Georgia Tech, FSU's first shutout of the Yellow Jackets since 2000 and the first in Atlanta since 1985...at the plate, Messick was 9-for-40 with a home run in his first career plate appearance at Virginia Tech, the first Nole to homer in his first at-bat since Jonathan Foster in 2018...helped lead FSU to a 3.45 team ERA and .230 team batting average against, both tops in the ACC...played summer ball with Team USA's Collegiate National Team.

FRESHMAN (2020):

One of D1Baseball's top freshman pitchers in the nation, allowed just one earned run in 11.2 innings (0.77 ERA), with 19 strikeouts against only two walks...surrendered just nine hits...helped end FSU's 11-game losing streak against No. 1 Florida, pitching the final three innings and allowing just two hits with seven strikeouts in FSU's 2-0 win in Gainesville...earned the save against Florida...made his FSU debut on February 15 against Niagara, with a scoreless inning...earned his only win of the season against the Purple Eagles...pitched a season-high 3.1 innings against No. 3 Texas Tech, allowing an unearned run with five strikeouts...also had five strikeouts in 2.2 innings against USF...struck out the side against the Bulls in the fourth inning, with all three strikeouts looking...pitched over the summer for the Winter Garden Squeeze in the Florida Collegiate Summer League, earning Cy Young honors as the best pitcher in the league...went 3-0 with a 0.49 ERA in 18.2 innings for the Squeeze, striking out 27 batters and allowing just five hits and three walks.

PERSONAL:

Graduated from Plant City High School where he was a two year team captain...named 2016 All-Hillsborough County by the Tampa Bay Times and played in the Hillsborough County East-West All-Star game as a freshman...as a junior, he won the 2018 Wade Boggs Athletic Achievement Award for his athletic, academic, and community involvement... named first team pitcher & second team first baseman on the 2018 All-Western Conference Federal Division team...named second team All-Hillsborough County by the Tampa Bay Times and team MVP...as a senior he led all pitchers in the State of Florida with 125 strikeouts over 86 innings pitched, with a 1.06 ERA and an 11-1 record with just 18 walks, 8 complete game wins in a row and 7 shutouts...he helped the Raiders win the schools first ever District, Region, and State Championship and a 30-2 team record... he threw a complete game shutout in the Class 8A Region Final in a 3-0 win over Seminole, and in the Class 8A State Semifinal he led the team to an 8-0 win over Hollywood McArthur by striking out 16 batters, allowing just three hits and no walks and at the plate he went 2-for-4 with two RBI and a solo home run...named 2019 MaxPreps

All-American first team pitcher, named Florida HS All-State first team pitcher by Prep Baseball Report, and made both the FACA All-State and All-Academic teams...named 2019 All-Hillsborough County and All-Tampa Bay Pitcher of the Year by the Tampa Bay Times...named 2019 Florida Dairy Farmers 8A Player of the Year and voted 2019 Florida Dairy Farmers Mr. Baseball...named 2019 All-813Preps Most Valuable Player and 2019 All-Western Conference first team pitcher for the second year in a row...he finished his pitching career at Plant City with 45 appearances, 37 starts, 11 complete games and 8 shutouts, including a school record 263 career strikeouts in 212 innings pitched with a 1.58 ERA and 21-10 record...he also finished with a .294 career batting average including 64 hits, 45 walks, 12 doubles, 1 triple and 7 home runs with 40 RBI and 30 runs scored... parents are T.J. and April Messick...sister Regan...majoring in economics...born on October 26, 2000.

MESSICK'S CAREER STATS - PITCHING

YR.	ERA	W-L	APP	GS	SV	IP	H	R	ER	BB	SO
2020	0.77	1-1	6	0	1	11.2	9	2	1	2	19
2021	3.10	8-2	16	16	0	90.0	81	38	31	23	126
TOT	2.83	9-3	22	16	1	101.2	90	40	32	25	145

MESSICK'S CAREER HIGHS - PITCHING

Innings Pitched	8.0 vs. Virginia (3/5/21)
Hits Allowed	10 at NC State (5/22/21)
Runs Allowed	6 (2 times), last at NC State (5/22/21)
Earned Runs Allowed	6 at NC State (5/22/21)
Walks	4 vs. Pitt (2/26/21)
Strikeouts	12 vs. North Carolina (4/2/21)

MESSICK'S CAREER STATS - BATTING

YR.	AVG.	GP	AB	R	H	2B	3B	HR	RBI	SB-SBA
2021	.225	13	40	3	9	0	0	1	5	0-0
TOT	.225	13	40	3	9	0	0	1	5	0-0

MESSICK'S CAREER HIGHS - BATTING

At-Bats	5 (3 times), last vs. UCF (3/24/21)
Runs	1 (3 times), last vs. Troy (4/30/21)
Hits	3 at Virginia Tech (3/14/21)
RBI	3 at Miami (3/19/21)
Walks	1 (2 times), last vs. Troy (4/20/21)
Hit by Pitch	1 vs. Stetson (4/27/21)
Stolen Bases	--



2022 ROSTER



21 CARSON MONTGOMERY

- RHP • R/R
- 6-3 • 205 • SO
- WINDERMERE, FLA./WINDERMERE

ACCOLADES:

- 2021 ACC Academic Honor Roll

FRESHMAN (2021):

Made eight starts over 11 appearances, finishing 0-1 with a 4.50 earned run average...struck out 39 batters in 28.0 innings pitched...started the first two weekends of the season before moving to a midweek role...did not allow a run in his ACC Tournament debut against Duke on May 26...struck out nine batters in back-to-back starts against Florida on March 16 and UCF on March 24...finished one out shy of earning his first win against the Gators, throwing 4.2 innings and allowing two runs in the Seminoles 10-2 win...did not allow an earned run at Florida on April 13, throwing 4.1 innings...also reached 4.2 innings against Jacksonville on April 6...did not allow an earned run in either of his first two starts, throwing a combined five innings against North Florida and Pitt.

PERSONAL:

Graduated from Windermere High School in Windermere, Florida...ranked the No. 1 RHP and No. 3 overall in Florida by Perfect Game...highest-rated player in MLB Draft Top 200 list history to play for the Seminoles (No. 34 at time of MLB Draft)...Perfect Game and Under Armour All-American...struck out the side at the Under Armour All-American Game...honor roll and Economics Senior Award at Windermere...parents are Connie and Corey Montgomery...sister Callie and brother Cameron...brother played baseball at USF and Rollins...grandfather played in the Cincinnati Reds organization...majoring in finance...born on August 13, 2002.

MONTGOMERY'S CAREER STATS

YR.	ERA	W-L	APP	GS	SV	IP	H	R	ER	BB	SO
2021	4.50	0-1	11	8	0	28.0	26	22	14	23	39
TOT	4.50	0-1	11	8	0	28.0	26	22	14	23	39

MONTGOMERY'S CAREER HIGHS

Innings Pitched	4.2 (2 times), last vs. Jacksonville (4/6/21)
Hits Allowed	6 vs. Jacksonville (4/6/21)
Runs Allowed	4 vs. Jacksonville (4/6/21)
Earned Runs Allowed	3 at Georgia Tech (4/24/21)
Walks	3 (3 times), last vs. FGCU (5/11/21)
Strikeouts	9 (2 times), last vs. UCF (3/24/21)



10 CONNOR MOORE

- INF • R/R
- 6-1 • 188 • FR
- MACCLENNY, FLA./ST. JOHN'S COUNTRY DAY SCHOOL

PERSONAL:

Graduated from St. Johns Country Day School in Orange Park, Florida...became the first player in SJCDS history to earn first team All-America honors from Max Preps...Florida Times-Union All-Area...MVP of the FACA All-Star game...Summa Cum Laude all four years of high school...also played basketball in high school...parents are Leah and Tommy Moore...brothers Braeden and Tyce...majoring in finance...born on October 9, 2002.



14 JACKSON NEZUH

- RHP • R/R
- 6-1 • 180 • SO
- ST. CLOUD, FLA./TNXL ACADEMY

ACCOLADES:

- Summer 2021 New England Collegiate Baseball League All-Star

FRESHMAN (2021):

Made three relief appearances, allowing a run in 2.2 innings with three strikeouts...made his Seminole debut on February 21 against North Florida...also pitched against Pitt on February 27 (1.0 IP, 2 K) and North Carolina on April 4 (0.1 IP)...played summer ball and was an All-Star for the Martha's Vineyard Sharks in the New England Collegiate Baseball League.

PERSONAL:

Graduated from TNXL Academy...ranked the No. 16 RHP and No. 57 overall in Florida by Perfect Game...ranked No. 282 nationally by Perfect Game...once threw an immaculate inning and a no-hitter with 12 strikeouts...committed to Florida State over Florida...parents are Stacey and Keith Nezuh...sister Jordan...majoring in sport management...born on February 11, 2002.

NEZUH'S CAREER STATS

YR.	ERA	W-L	APP	GS	SV	IP	H	R	ER	BB	SO
2021	3.38	0-0	3	0	0	2.2	1	1	1	3	3
TOT	3.38	0-0	3	0	0	2.2	1	1	1	3	3

NEZUH'S CAREER HIGHS

Innings Pitched	1.1 vs. North Florida (2/21/21)
Hits Allowed	1 vs. North Florida (2/21/21)
Runs Allowed	1 vs. North Florida (2/21/21)
Earned Runs Allowed	1 vs. North Florida (2/21/21)
Walks	1 (3 times), last vs. North Carolina (4/4/21)
Strikeouts	2 vs. Pitt (2/27/21)



2022 ROSTER



38 ISAIAH PERRY

- OF • R/R
- 6-1 • 176 • R-SR
- PEMBROKE PINES, FLA./ST. THOMAS AQUINAS (TEXAS SOUTHERN/SFC)

ACCOLADES:

- 2021 ACC Academic Honor Roll

REDSHIRT JUNIOR (2021):

Hit .250 over 19 games, with four starts...had a pair of doubles in his first career start, against Stetson on April 27, and was also hit by a pitch against the Hatters...started the final two games of the season, in the Oxford Regional in his NCAA Tournament debut... against All-American Doug Nikhazy, earned his first career RBI on a home run...scored five runs on the year, with three coming as a pinch runner...drew a pair of walks and stole a base against Clemson...did not commit an error in the outfield...had FSU's final outfield assist of the year, in the season finale against Southern Miss in the NCAA Tournament.

JUNIOR (2020):

Hit .250 with a single and two runs scored over five games...had a hit in his first Seminole appearance against Niagara on February 15...scored a run against the Purple Eagles and as a pinch runner against Cincinnati...played summer ball with the Boca Raton Blazers in the South Florida Collegiate Baseball League.

PERSONAL:


Junior college transfer from Santa Fe College in Gainesville...spent his freshman season at Texas Southern University...graduated from St. Thomas Aquinas in 2017, earning All-Broward County honors and was a Broward County All-Star...son of Yvonne Perry and the late Daryl Perry...brother Jordan...majoring in editing, writing and media...born on August 22, 1999.

PERRY'S CAREER STATS

YR.	AVG.	GP	AB	R	H	2B	3B	HR	RBI	SB-SBA
2020	.250	5	4	2	1	0	0	0	0	0-0
2021	.250	19	16	5	4	2	0	1	1	1-1
TOT	.250	24	20	7	5	2	0	1	1	1-1

PERRY'S CAREER HIGHS

At-Bats	4 vs. Stetson (4/27/21)
Runs	1 (7 times), last vs. Ole Miss - NCAA Regional (6/5/21)
Hits	2 vs. Stetson (4/27/21)
RBI	1 vs. Ole Miss - NCAA Regional (6/5/21)
Walks	1 (2 times), last at NC State (5/21/21)
Hit by Pitch	1 vs. Stetson (4/27/21)
Stolen Bases	1 vs. Clemson (5/16/21)




9 TREYTON RANK

- INF • R/R
- 6-1 • 215 • FR
- BUFORD, GA./BUFORD

PERSONAL:

Graduated from Buford High School in Buford, Georgia...also played football and basketball in high school...2021 All-County, All-Region first team and Defensive Player of the Year...Gwinnett Daily Post All-Star...2018 and 2021 first team All-State...2019 Georgia state champion in football, helping Buford to a 17-14 win over Warner Robins...parents are Jason and Angela Rank...brother Nolan...dad served in Afghanistan during his eight years in the Marines...majoring in criminology...born on July 24, 2002.



1 BRETT ROBERTS

- INF • R/R
- 6-0 • 182 • R-SO
- ATLANTA, GA./NORTH ATLANTA (TENNESSEE TECH)

ACCOLADES:

- 2021 Second Team All-OVC - at Tennessee Tech
- 2020 Freshman All-American (Collegiate Baseball) - at Tennessee Tech
- 2020 All-Freshman OVC Team - at Tennessee Tech
- Three-time Athletic Director's Honor Roll - at Tennessee Tech
- OVC Commissioner's Honor Roll - at Tennessee Tech

PERSONAL:

Played two seasons at Tennessee Tech, hitting .331 with a .374 on-base percentage and .496 slugging in 62 games...had 15 doubles, a triple and nine home runs among his 88 hits...hit .343 in 2021 for the Golden Eagles, with 17 stolen bases, 70 hits, 13 doubles and 39 RBI...hit .305 in the Cape Cod League in summer 2021...graduated from North Atlanta High...All-Region 7 AAAAAA Team as both a junior and senior...parents are Gayle and Mike Roberts...cousin, Keyshawn Askew, was drafted in the 2021 MLB Draft and is in the Mets organization...majoring in social science...born on March 12, 2001.



13 JONAH SCOLARO

- LHP • L/L
- 5-10 • 193 • R-SR
- VALRICO, FLA./DURANT

ACCOLADES:

- Summer 2021 Cape Cod League All-Star
- 2018 Freshman All-American (Collegiate Baseball)

REDSHIRT JUNIOR (2021):

Struck out 26 batters in 23.2 innings, finishing 0-2 in 31 relief appearances...tied for 12th nationally in pitching appearances, matching Chase Haney for the team lead...2.28 ERA and one save...save came in the ACC Tournament against Miami, cementing FSU's perfect 4-0 record against the Hurricanes in 2021...threw a season-high 3.0 innings with three strikeouts at Louisville on April 9...also K'd three against FGCU on May 11...did not allow a hit in the postseason, throwing a combined 2.0 scoreless innings against Miami in the ACC Tournament and two games against Southern Miss in the NCAA Tournament...played summer ball for the Hyannis Harbor Hawks in the Cape Cod League.

JUNIOR (2020):

Struck out 11 batters in 6.0 innings over eight appearances...had a 4.50 earned run average and did not factor in any decisions...struck out at least two batters in five different games, including a season-high three against Mercer on March 3...allowed just three hits...had scoreless outings against USF, Cincinnati, Texas Tech (twice), at Duke and Illinois State.

2022 ROSTER

SOPHOMORE (2019):

Made 26 appearances on the mound, ending with a 4.69 earned run average, 3-2 record and a pair of saves...became the first player in 50 years at the College World Series to face at least six batters and strike out all six (vs. Texas Tech)...appearance in Omaha was his first time pitching in nearly a month (ACC Tournament against Wake Forest)...also had six K's against Wake Forest and tied a career-long outing with four innings against the Demon Deacons...two saves came against Wake Forest and Louisville, pitching at least three innings in both games...earned wins against Boston College, Stetson and Pitt... in his only start of the season, threw four innings against Florida, giving up just one unearned run...pitched for the Hyannis Harbor Hawks in the Cape Cod League over the summer.

FRESHMAN (2018):

Freshman All-American from Collegiate Baseball, led FSU with six saves...made 27 appearances, all out of the bullpen, finishing with a 3.43 ERA and 2-1 record...earned his second win of the year in the ACC Championship Game against Louisville, pitching the final three innings and allowing just three hits and no runs as FSU won 11-8 in 10 innings...earned his first save as a Seminole at Jacksonville (2/27), pitching the final three innings in relief of Andrew Karp in FSU's 4-0 win over the Dolphins...five of his six saves were at least three innings pitched...won his first game at North Carolina, a 6-3 FSU win where he struck out four batters over 2.1 innings as the Seminoles won in 10 innings... struck out a career-high six batters and pitched a career-high four innings against Kansas (3/5)...pitched two scoreless innings against Samford in the NCAA Tournament...in three games against JU, pitched 8.0 innings and struck out 14 with zero runs allowed.

PERSONAL:

Graduated from Durant High School in Valrico, Florida...went 5-2 with a 1.05 earned run average with 85 strikeouts in just 45 innings pitched as a senior...his 306 career strikeouts are the most in Durant history and he was a four-time All-County selection and an honorable mention All-American...at the plate, hit .385 with nine doubles, two triples and a pair of home runs...Southeast Pitcher of the Week and Wade Boggs Award finalist...parents are Donny and Michelle Scolaro...brother Jacob attends FSU...dad spent two seasons in the Houston Astros organization as an infielder after getting drafted in the 22nd round in 1994...majoring in interdisciplinary social science...born on August 3, 1998.

SCOLARO'S CAREER STATS

YR.	ERA	W-L	APP	GS	SV	IP	H	R	ER	BB	SO
2018	3.43	2-1	27	0	6	44.2	46	21	17	18	60
2019	4.69	3-2	26	1	2	48.0	35	30	25	23	52
2020	4.50	0-0	8	0	0	6.0	3	4	3	6	11
2021	2.28	0-2	31	0	1	23.2	19	10	6	11	26
TOT	3.75	5-5	92	1	9	122.1	103	65	51	58	149

SCOLARO'S CAREER HIGHS

Innings Pitched	4.0 (3 times), last vs. Wake Forest (4/27/19)
Hits Allowed	5 vs. Miami (4/29/18)
Runs Allowed	5 at Florida (3/12/19)
Earned Runs Allowed	4 (2 times), last at Florida (3/12/19)
Walks	4 at Miami (4/7/19)
Strikeouts	6 (3 times), last vs. Michigan - CWS (6/17/19)



24 AJ SHAVER

- OF • R/R
- 6-2 • 213 • R-FR
- CLERMONT, FLA./SOUTH LAKE

FRESHMAN (2021):

Played in one game, coming off the bench for one at-bat against North Florida during opening weekend...played summer ball for the Martha's Vineyard Sharks in the New England Collegiate Baseball League.

PERSONAL:

Graduated from South Lake High School in Clermont, Florida...ranked the No. 8 outfielder in Florida by Perfect Game...selected to play in the 2019 Perfect Game National Showcase...helped lead South Lake to a regional tournament berth for the first time since 2012...hit .329 with seven home runs and 24 RBI in 2019...4-1 record on the mound with a 1.62 ERA...Daily Commercial All-Area Player of the Year...7A FACA Player of the Year... parents are Tricia and Tony Shaver...brother Austin...dad played in the Houston Astros organization and was drafted in the 25th round in 1994 out of Jacksonville State... majoring in management...born on October 8, 2001.

SHAVER'S CAREER STATS

YR.	AVG.	GP	AB	R	H	2B	3B	HR	RBI	SB-SBA
2021	.000	1	1	0	0	0	0	0	0	0-0
TOT	.000	1	1	0	0	0	0	0	0	0-0



45 DYLAN SIMMONS

- RHP • R/R
- 6-3 • 237 • R-SO
- JACKSONVILLE, FLA./TRINITY CHRISTIAN

ACCOLADES:

- 2021 ACC Academic Honor Roll
- 2020 Freshman All-American (Collegiate Baseball)

REDSHIRT FRESHMAN (2021):

Played in 29 games, with 18 starts...hit .225 with nine RBI, five runs scored and four doubles...drew 10 walks and stole a base...career-high four RBI against North Florida on February 21, including a three-run double...led the ACC with six RBI after the opening weekend...made three starts at first base and 15 as the designated hitter...had a double and a pair of RBI against Miami in the ACC Tournament...had four hits in the series at NC State...drew three walks, was 1-for-2 with a double and scored a pair of runs on May 16 against Clemson...his only pitching appearance was a scoreless inning at Virginia Tech on March 13...played summer ball for the Brewster Whitecaps in the Cape Cod League.

FRESHMAN (2020):

Hit .378 in 37 at-bats, with four doubles, seven RBI, four runs scored and eight walks drawn...was hit by his only pitch in the season finale against Illinois State...started 11 games, including the final four of the season at first base...ended the year on a four-game hitting streak...against No. 1 Florida on March 10, had a season-high three hits, including a pair of doubles, in the Noles' 2-0 victory...also had a pair of hits against Niagara in his first two appearances as a Nole, at No. 12 Duke and in the finale against ISU...had the game-winning two-run single against Illinois State, leading FSU to a 7-4 win...made three pitching appearances, against Niagara, Cincinnati and Mercer...both strikeouts came against the Purple Eagles...did not factor into any decisions.

PERSONAL:

Enrolled at Florida State in January 2020...earned honor roll all four years of high school at Trinity Christian...helped lead the Conquerors to a regional title as a senior...ranked the No. 1 high school first baseman...diagnosed with lymphoma in May 2019, undergoing chemotherapy and radiation treatments throughout the summer and fall at the Mayo Clinic in Jacksonville before coming to Florida State in January...parents are Scott and Tracey Simmons...brothers Ryan and Justin...majoring in management...born on October 5, 2000.

2022 ROSTER

SIMMONS' CAREER STATS - PITCHING

YR.	ERA	W-L	APP	GS	SV	IP	H	R	ER	BB	SO
2020	10.12	0-0	3	0	0	2.2	4	3	3	2	2
2021	0.00	0-0	1	0	0	1.0	0	0	0	1	1
TOT	7.36	0-0	4	0	0	3.2	4	3	3	3	3

SIMMONS' CAREER HIGHS - PITCHING

Innings Pitched	1.0 (3 times), last at Virginia Tech (3/13/21)
Hits Allowed	2 vs. Mercer (3/3/20)
Runs Allowed	2 vs. Niagara (2/15/20)
Earned Runs Allowed	2 vs. Niagara (2/15/20)
Walks	1 (3 times), last at Virginia Tech (3/13/21)
Strikeouts	2 vs. Niagara (2/15/20)

SIMMONS' CAREER STATS - BATTING

YR.	AVG.	GP	AB	R	H	2B	3B	HR	RBI	SB-SBA
2020	.378	12	37	4	14	4	0	0	7	1-1
2021	.225	29	71	5	16	4	0	0	9	1-1
TOT	.278	41	108	9	30	8	0	0	16	2-2

SIMMONS' CAREER HIGHS - BATTING

At-Bats	6 vs. Pitt (2/28/21)
Runs	2 vs. Clemson (5/16/21)
Hits	3 at Florida (3/10/20)
RBI	4 vs. North Florida (2/21/21)
Walks	3 vs. Clemson (5/16/21)
Hit by Pitch	1 vs. Illinois State (3/11/20)
Stolen Bases	1 (2 times), last vs. Clemson (5/16/21)



12 CONNER STRICKLAND

- 1B • R/R
- 6-2 • 210 • R-JR
- BAINBRIDGE, GA/BAINBRIDGE (EAST GEORGIA STATE COLLEGE)

PERSONAL:

Transferred to Florida State after spending three years at East Georgia State College... graduated from Bainbridge High School in Bainbridge, Georgia...first team All-Region after hitting .346 over 49 games in 2021, with a .449 on-base percentage and a team-high seven home runs...Gold Glove winner at EGSC...parents are Stacey and Becky Strickland... sister Lauren...majoring in interdisciplinary social science...born on September 13, 1999.



22 JAMES TIBBS

- OF • L/L
- 6-0 • 205 • FR
- MARIETTA, GA/POPE

PERSONAL:

Graduated from Pope High School in Marietta, Georgia...earned first team All-State honors as a sophomore and senior and graduated with honors...helped lead Pope to the 2018 Georgia AAAAAA state championship and a runner-up finish in 2019...parents are Jim and Julie Tibbs...sister Mary Grace...majoring in media/communications studies...born on October 1, 2002.



19 ALEX TORAL

- 1B • L/L
- 6-1 • 238 • R-SR
- DAVIE, FLA/ARCHBISHOP MCCARTHY (MIAMI)

ACCOLADES:

- 2019 ACC Home Run leader with 24 - at Miami
- 2019 All-ACC Academic Team - at Miami
- 2019 All-Starkville Regional Team - at Miami

PERSONAL:

Transferred from University of Miami, where he played his first four seasons...graduated high school from Archbishop McCarthy in Southwest Ranches, Florida...earned preseason recognition in 2020 and 2021 from the Golden Spikes Award, Baseball America, Collegiate Baseball, D1Baseball and Perfect Game...led the ACC with 24 home runs as a sophomore in 2019...hit .261 with 37 career home runs for the Hurricanes...played in 164 games at Miami...parents are Iliana and Alejandro Toral...brother Michael and sister Kathy...majoring in professional sales after earning a business management degree at Miami... born on January 26, 1999.



28 COLTON VINCENT

- C • R/R
- 6-1 • 182 • R-JR
- PALMETTO, FLA/PALMETTO (COLLEGE OF CENTRAL FLORIDA)

REDSHIRT SOPHOMORE (2021):

Played in 15 games, with three starts at catcher in relief of All-American Mat Nelson... hit .118 in 17 at-bats, with a pair of hits, an RBI and a run scored...had a double and his only walk of the season in his start against Mercer on March 31...added a single and an RBI off the bench on April 24 at Georgia Tech...was hit by a pitch against Pitt and had a sacrifice bunt on May 12 against FGCU...made his Seminole debut opening weekend against North Florida and made his first start March 7 against Virginia...had four assists behind the plate...played summer ball for the Wisconsin Woodchucks of the Northwoods League.

2022 ROSTER

PERSONAL:

Transfer from College of Central Florida in Ocala...appeared in 47 games for College of Central Florida...hit .318 while scoring 40 runs en route to first team All-State Florida JUCO as a freshman at CCF...hit .352 second year at CCF...underwent Tommy John surgery senior year of high school and was playing in college just seven months later...graduated from Palmetto High School in Palmetto, Florida...three years on honor roll at Palmetto...played summer 2020 for the Lakewood Ranchers in the Gulf Coast League...parents are Mike and Kathy Vincent...brothers Brandon and Garrett, sister Ashley...majoring in criminology...born on January 25, 2000.

VINCENT'S CAREER STATS

YR.	AVG.	GP	AB	R	H	2B	3B	HR	RBI	SB-SBA
2021	.118	15	17	1	2	1	0	0	1	0-0
TOT	.118	15	17	1	2	1	0	0	1	0-0

VINCENT'S CAREER HIGHS

At-Bats	4 vs. Virginia (3/7/21)
Runs	1 vs. Mercer (3/31/21)
Hits	1 (2 times), last at Georgia Tech (4/24/21)
RBI	1 at Georgia Tech (4/24/21)
Walks	1 vs. Mercer (3/31/21)
Hit by Pitch	1 vs. Pitt (2/28/21)
Stolen Bases	--



6 BRANDON WALKER

- RHP • R/R
- 6-1 • 209 • R-SO
- TALLAHASSEE, FLA./NORTH FLORIDA CHRISTIAN

ACCOLADES:

• 2021 ACC Academic Honor Roll

REDSHIRT FRESHMAN (2021):

Made 13 relief appearances, striking out nine batters in 10.1 innings and finishing with a 3.48 ERA...set career highs with three strikeouts and 1.2 innings pitched in the ACC Tournament against Duke on May 26...retired his only batter faced in the NCAA Tournament against Southern Miss on June 6...did not allow a run in 10 of 13 appearances...ERA was just 2.70 over nine ACC games (6.2 innings)...played summer ball in the Cape Cod League for the Harwich Mariners.

FRESHMAN (2020):

Did not allow a run in two appearances, with three strikeouts in 2.0 innings pitched...allowed a hit and struck out one batter in FSU debut against Niagara on February 15...struck out two and allowed one hit against Cincinnati on February 23...played summer ball for the Savannah Bananas in the Coastal Plain League.

PERSONAL:

Graduated from North Florida Christian School in Tallahassee...was named the 2018 All-Big Bend Player of the Year finishing 10-2 with a 2.22 earned run average and 104 strikeouts...at the plate, hit .346 with 40 runs batted in and four home runs...was the 2019 All-Big Bend Pitcher of the Year going 8-2 with a 1.00 earned run average and 88 strikeouts...2019 Florida Dairy Farmer's 3A Baseball Player of the Year...made the 2017 All-Big Bend first team...earned a gold medal at the 2015 COPABE Pan Am "AA" Championships in Aguascalientes, Mexico, with the Team USA 15U National Team...enjoys fishing and baking...parents are James and Barbara Walker...sister Sierra...majoring in interdisciplinary social science...born on September 14, 2000.

WALKER'S CAREER STATS

YR.	ERA	W-L	APP	GS	SV	IP	H	R	ER	BB	SO
2020	0.00	0-0	2	0	0	2.0	2	0	0	0	3
2021	3.48	0-0	13	0	0	10.1	7	4	4	4	9
TOT	2.92	0-0	15	0	0	12.1	9	4	4	4	12

WALKER'S CAREER HIGHS

Innings Pitched	1.2 vs. Duke - ACC Tournament (5/26/21)
Hits Allowed	2 vs. Duke - ACC Tournament (5/26/21)
Runs Allowed	2 vs. Wake Forest (3/28/21)
Earned Runs Allowed	2 vs. Wake Forest (3/28/21)
Walks	2 vs. North Florida (2/21/21)
Strikeouts	3 vs. Duke - ACC Tournament (5/26/21)



18 PRESTON WETHERELL

- RHP • R/R
- 6-4 • 186 • FR
- PORT ORANGE, FLA./SPRUCE CREEK

PERSONAL:

Graduated from Spruce Creek High School in Port Orange, Florida...earned a Leadership and Most Improved Award...listed on high school's honor roll...hit a grand slam for Spruce Creek in the 2021 7A regional semifinals against Lake Mary...led Hawks to the 7A state championship game...parents are Olivia and Jim Wetherell...brother Austin...great uncle Thomas Kent (T.K.) Wetherell was president of Florida State from 2003-10 and a former Seminole football player...grandfather also played football at FSU...majoring in sport management...born on October 2, 2002.

2022 ROSTER



2 MAYES WHITE

- INF • R/R
- 6-0 • 171 • FR
- BRUNDIDGE, ALA./PIKE LIBERAL ARTS

PERSONAL:

Graduated from Pike Liberal Arts School in Troy, Alabama...was twice named first team All-State in baseball and once as a quarterback in football...won a state title in both football and baseball...MVP of the state title game in football and a finalist for the state's Back of the Year Award...led Pike to the 2020 AISA 3-A state football title, breaking off a 95-yard touchdown that proved to be the game-winning points...earned A/B honor roll...parents are Mario and Bridget White...sisters Amity and Ivy...dad became the first African-American head coach to win an AISA 3-A state football championship in 2020...dad was also athletics director at PLAS and played college baseball at Samford before joining Alabama's football strength staff under Nick Saban...majoring in sport management... born on January 26, 2002.




48 CONNER WHITTAKER

- RHP • R/R
- 6-0 • 172 • FR
- SARASOTA, FLA./SARASOTA

PERSONAL:

Graduated from Sarasota High School in Sarasota, Florida...was a four-year varsity letterman in high school...threw a complete game in the 8A state semifinals in 2018, helping lead Sarasota to the state championship game...parents are Rick and Tara Whittaker...brother Dylan...majoring in sport management...born on June 30, 2003.

BAT GIRLS



REVIEW

\$ 2021 SEASON IN REVIEW

RECORD: 31-24 // HOME: 18-13 AWAY: 11-9 NEUTRAL: 2-2 // ACC: 20-16

BATTING

Player	AVG	GP	GS	AB	R	H	2B	3B	HR	RBI	TB	SLG%	BB	HBP	SO	GDP	OB%	SF	SH	SB	ATT	PO	A	E	FLD%
63 Mat Nelson	.330	53	53	194	50	64	17	0	23	66	150	.773	31	8	58	6	.436	3	1	4	6	536	63	3	.995
32 Logan Lacey	.295	49	48	193	39	57	13	0	10	39	100	.518	15	6	43	2	.364	0	3	3	3	36	66	5	.953
16 Tyler Martin	.280	55	54	193	54	54	6	0	2	22	66	.342	46	14	23	1	.445	3	1	6	8	400	25	7	.984
19 Elijah Cabell	.264	50	44	159	25	42	2	0	15	40	89	.560	31	4	78	4	.397	0	0	2	3	56	1	0	1.000
26 Robby Martin	.260	54	54	215	42	56	8	0	11	51	97	.451	29	3	56	4	.352	3	0	1	1	70	3	3	.961
2 Nander De Sedas	.196	52	52	179	34	35	7	1	7	18	65	.363	17	11	59	0	.303	1	0	0	0	77	104	17	.914
27 Jackson Greene	.187	51	41	139	23	26	4	0	3	14	39	.281	27	5	55	2	.339	0	4	0	0	63	112	4	.978
36 Davis Hare	.286	17	9	42	6	12	3	1	7	20	.476	2	0	17	2	.318	0	0	0	0	1	4	0	0	1.000
38 Isaiah Perry	.250	19	4	16	5	4	2	0	1	1	9	.563	2	1	9	0	.368	0	0	1	1	11	1	0	1.000
45 Dylan Simmons	.225	29	18	71	5	16	4	0	0	9	20	.282	10	0	34	1	.321	0	0	1	1	39	1	1	.976
15 Parker Messick	.225	13	10	40	3	9	0	0	1	5	12	.300	2	1	15	0	.279	0	0	0	0	1	6	1	.875
51 Nico Baldor	.225	27	8	40	3	9	3	0	0	5	12	.300	4	3	11	1	.340	0	0	0	2	14	1	0	1.000
5 Wyatt Crowell	.221	34	28	104	11	23	4	1	0	3	29	.279	10	0	29	2	.287	1	0	2	2	24	4	1	.966
48 Garrett Mathes	.190	15	5	21	3	4	0	0	0	0	4	.190	2	2	9	0	.320	0	0	0	0	1	0	0	1.000
23 Reese Albert	.176	26	26	91	12	16	2	0	4	15	30	.330	15	4	39	1	.318	0	1	0	1	37	0	2	.949
42 Ryan Romano	.170	22	13	53	8	9	0	0	0	4	9	.170	4	6	20	2	.302	0	1	2	3	11	19	2	.938
8 Vince Smith	.143	30	22	77	11	11	4	0	2	9	21	.273	12	2	29	1	.272	1	2	0	1	21	50	10	.877
28 Colton Vincent	.118	15	3	17	1	2	1	0	0	1	3	.176	1	1	7	1	.211	0	1	0	0	70	4	1	.987
10 Casey Asman	.000	4	1	8	0	0	0	0	0	0	0	.000	2	0	4	0	.200	0	0	0	0	2	1	0	1.000
7 Richie Morales	.000	4	1	5	0	0	0	0	0	0	0	.000	0	0	3	0	.000	0	0	0	0	0	5	1	.833
9 Cooper Swanson	.000	4	1	2	0	0	0	0	0	0	0	.000	2	0	1	0	.500	0	0	2	2	1	0	0	1.000
24 AJ Shaver	.000	1	0	1	0	0	0	0	0	0	0	.000	0	0	0	0	.000	0	0	0	0	0	0	0	.000
Totals	.241	55	55	1860	335	449	80	3	80	309	775	.417	264	71	599	30	.355	12	14	24	34	1487	508	65	.968
Opponents	.230	55	55	1868	250	430	94	4	49	217	679	.363	197	55	628	29	.319	17	19	22	39	1455	438	62	.968

LOB - Team (431), Opp (420). DPs turned - Team (33), Opp (40). CI - Team (1), VINCENT, C. 1. IBB - Team (7), NELSON, M. 2, MARTIN, R. 2, GREENE, J. 1, MARTIN, T. 1, CABELL, E. 1, Opp (4). Picked off - MARTIN, T. 2, NELSON, M. 1, LACEY, L. 1.

PITCHING

Player	ERA	W	L	APP	GS	CG	SHO	CBO	SV	IP	H	R	ER	BB	SO	2B	3B	HR	AB	B/Avg	WP	HBP	BK	SFA	SHA
15 Parker Messick	3.10	8	2	16	16	0	0	2	0	90.0	81	38	31	23	126	24	1	6	346	.234	2	10	1	4	2
43 Bryce Hubbart	3.80	6	5	16	14	0	0	0	0	71.0	54	36	30	29	94	11	0	9	260	.208	3	12	1	1	4
31 Conor Grady	4.05	5	2	16	15	0	0	2	0	73.1	66	38	33	19	99	17	1	9	278	.237	5	4	0	1	5
37 Andrew Armstrong	0.00	0	0	5	0	0	0	1	0	4.0	6	2	0	0	5	1	0	0	17	.353	0	2	0	0	0
45 Dylan Simmons	0.00	0	0	1	0	0	0	0	0	1.0	0	0	0	1	1	0	0	3	.000	0	0	0	0	0	0
17 Clayton Kwiatkowski	2.13	2	2	23	0	0	0	0	0	25.1	18	7	6	13	36	3	0	1	90	.200	1	1	0	0	2
30 Ross Dunn	2.13	0	0	12	1	0	0	2	0	12.2	7	4	3	11	15	1	0	0	44	.159	4	1	0	0	1
13 Jonah Scolaro	2.28	0	2	31	0	0	0	2	1	23.2	19	10	6	11	26	6	0	2	84	.226	2	3	1	1	1
40 Jack Anderson	2.47	2	0	23	1	0	0	1	5	40.0	32	17	11	7	45	4	0	5	154	.208	4	1	0	0	2
36 Davis Hare	2.67	1	2	25	0	0	0	1	3	27.0	23	16	8	13	33	4	0	5	108	.213	7	1	0	0	0
18 Hunter Perdue	3.27	1	3	20	0	0	0	2	1	22.0	19	11	8	10	28	3	0	2	83	.229	3	2	0	1	0
14 Jackson Nezu	3.38	0	0	3	0	0	0	1	0	2.2	1	1	1	3	3	1	0	0	8	.125	0	0	0	1	0
12 Tyler Ahearn	3.48	2	1	15	0	0	0	0	0	20.2	20	10	8	14	21	1	1	2	77	.260	4	2	0	2	1
6 Brandon Walker	3.48	0	0	13	0	0	0	1	0	10.1	7	4	4	4	9	1	0	0	35	.200	1	0	0	0	0
5 Wyatt Crowell	3.86	1	3	13	0	0	0	0	0	16.1	16	12	7	6	16	4	1	0	64	.250	4	5	0	0	1
22 Carson Montgomery	4.50	0	1	11	8	0	0	0	0	28.0	26	22	14	23	39	6	0	1	107	.243	6	7	0	3	0
11 Chase Haney	5.96	3	1	31	0	0	0	0	1	25.2	30	19	17	7	30	6	0	6	100	.300	3	3	0	3	0
20 Kyle McMullen	9.00	0	0	2	0	0	0	0	0	2.0	4	2	2	2	2	1	0	1	9	.444	0	0	0	0	0
21 Chris Ruckdeschel	99.00	0	0	1	0	0	0	0	0	0.0	1	1	1	1	0	0	0	0	1	1.000	1	1	0	0	0
Totals	3.45	31	24	55	55	0	4	4	11	495.2	430	250	190	197	628	94	4	49	1868	.230	50	55	3	17	19
Opponents	5.40	24	31	55	55	0	3	3	12	485.0	449	335	291	264	599	80	3	80	1860	.241	62	71	1	12	14

PB - Team (12), NELSON, M. 12, Opp (10). Pickoffs - Team (4), NELSON, M. 2, CROWELL, W. 1, ARMSTRONG, A. 1, Opp (4). SBA/ATT - NELSON, M. (22-37), HUBBART, B. (6-11), GRADY, C. (3-6), CROWELL, W. (3-4), HARE, D. (2-3), MONTGOMERY (0-3), MESSICK, P. (2-3), KWIAKOWSKI (2-2), PERDUE, H. (1-2), WALKER, B. (2-2), AHEARN, T. (0-1), VINCENT, C. (0-1), ANDERSON, J. (1-1), SCOLARO, J. (0-1).

INNING-BY-INNING SUMMARY

	1	2	3	4	5	6	7	8	9	EX	TOTAL
FSU	49	22	44	57	28	35	42	30	26	2	335
OPPONENTS	41	17	21	16	39	33	41	13	24	5	250

RECORD WHEN TEAM SCORES

RUNS	0	1	2	3	4	5	6	7	8	9	10+
W-L	0-3	0-2	3-2	1-5	2-5	3-1	3-0	1-4	5-1	5-0	8-1

RECORD WHEN OPPONENT SCORES

RUNS	0	1	2	3	4	5	6	7	8	9	10+
W-L	4-0	7-1	7-1	2-2	3-3	3-3	1-2	2-3	0-3	0-3	2-3

RECORD WHEN LEADING AFTER

INN.	1	2	3	4	5	6	7	8
W-L	14-4	17-3	24-4	24-6	22-7	23-4	25-1	27-2

RECORD WHEN TRAILING AFTER

INN.	1	2	3	4	5	6	7	8
W-L	8-8	7-13	6-14	4-11	5-13	5-17	4-15	0-17

RECORD WHEN TIED AFTER

INN.	1	2	3	4	5	6	7	8
W-L	9-12	7-8	1-6	3-7	4-4	3-3	2-8	4-5

2021 SEASON IN REVIEW

FIELDING

Player	C	PO	A	E	FLD%	DPs	SBA	CSB	SBA%	PB	CI
19 Elijah Cabell	57	56	1	0	1.000	0	0	0	-	0	0
51 Nico Baldor	15	14	1	0	1.000	0	0	0	-	0	0
38 Isaiah Perry	12	11	1	0	1.000	0	0	0	-	0	0
18 Hunter Perdue	7	2	5	0	1.000	0	1	1	.500	0	0
36 Davis Hare	5	1	4	0	1.000	1	2	1	.667	0	0
17 Clayton Kwiatkowski	5	2	3	0	1.000	0	2	0	1.000	0	0
30 Ross Dunn	4	1	3	0	1.000	0	0	0	-	0	0
11 Chase Haney	3	0	3	0	1.000	0	0	0	-	0	0
10 Casey Asman	3	2	1	0	1.000	1	0	0	-	0	0
22 Carson Montgomery	3	0	3	0	1.000	1	0	3	.000	0	0
13 Jonah Scolaro	2	1	1	0	1.000	0	0	1	.000	0	0
9 Cooper Swanson	1	1	0	0	1.000	0	0	0	-	0	0
12 Tyler Ahearn	1	0	1	0	1.000	0	0	1	.000	0	0
48 Garrett Mathes	1	1	0	0	1.000	0	0	0	-	0	0
63 Mat Nelson	602	536	63	3	.995	1	22	15	.595	12	0
28 Colton Vincent	75	70	4	1	.987	1	0	1	.000	0	1
16 Tyler Martin	432	400	25	7	.984	30	0	0	-	0	0
27 Jackson Greene	179	63	112	4	.978	18	0	0	-	0	0
45 Dylan Simmons	41	39	1	1	.976	2	0	0	-	0	0
5 Wyatt Crowell	29	24	4	1	.966	0	3	1	.750	0	0
26 Robby Martin	76	70	3	3	.961	0	0	0	-	0	0
32 Logan Lacey	107	36	66	5	.953	6	0	0	-	0	0
23 Reese Albert	39	37	0	2	.949	0	0	0	-	0	0
42 Ryan Romano	32	11	19	2	.938	0	0	0	-	0	0
2 Nander De Sedas	198	77	104	17	.914	19	0	0	-	0	0
31 Conor Grady	11	4	6	1	.909	0	3	3	.500	0	0
8 Vince Smith	81	21	50	10	.877	9	0	0	-	0	0
15 Parker Messick	8	1	6	1	.875	0	2	1	.667	0	0
7 Richie Morales	6	0	5	1	.833	1	0	0	-	0	0
40 Jack Anderson	11	3	6	2	.818	0	1	0	1.000	0	0
43 Bryce Hubbart	12	3	6	3	.750	0	6	5	.545	0	0
37 Andrew Armstrong	2	0	1	1	.500	0	0	0	-	0	0
24 AJ Shaver	0	0	0	0	.000	0	0	0	-	0	0
14 Jackson Nezuh	0	0	0	0	.000	0	0	0	-	0	0
6 Brandon Walker	0	0	0	0	.000	0	2	0	1.000	0	0
20 Kyle McMullen	0	0	0	0	.000	0	0	0	-	0	0
21 Chris Ruckdeschel	0	0	0	0	.000	0	0	0	-	0	0
Totals	635	465	138	32	.950	9	9	3	.750	8	0
Opponents	577	442	119	16	.972	9	19	3	.864	10	0

WIN-LOSS SUMMARY

Total	31-24
Conference	20-16
Non-Conf	11-8
Home	18-13
Away	11-9
Neutral	2-2
Day	19-17
Night	12-7
vs Left	6-9
vs Right	25-15
1-Run games	4-10
2-Run games	4-6
5+Run games	13-4
Extra innings	1-3
Shutouts	4-3
Scoring 0-2 runs	3-7
Scoring 3-5 runs	6-11
Scoring 6-9 runs	14-5
Scoring 10+ runs	8-1
Opponent 0-2 runs	18-2
Opponent 3-5 runs	8-8
Opponent 6-9 runs	3-11
Opponent 10+ runs	2-3
Scored in 1st inning	15-8
Scores first	20-4
Opp. scores first	11-20
After 6 leading	23-4
After 6 trailing	5-17
After 6 tied	3-3
After 7 leading	25-1
After 7 trailing	4-15
After 7 tied	2-8
After 8 leading	27-2
After 8 trailing	0-17
After 8 tied	4-5
Hit 0 home runs	7-7
Hit 1 home run	9-10
Hit 2+ home runs	15-7
Opponent 0 home runs	19-6

Opponent 1 home run	8-10
Opponent 2+ HRs	4-8
Made 0 errors	12-6
Made 1 error	12-7
Made 2+ errors	7-11
Opp. made 0 errors	11-11
Opp. made 1 error	7-7
Opp. made 2+ errors	13-6
Out-hit opponent	20-3
Out-hit by opponent	6-19
Hits are tied	5-2

FINAL NCAA INDIVIDUAL - TOP 50 RANKINGS

Player	Statistic	Rank	Value
Elijah Cabell	Home Runs	48	15
Elijah Cabell	Home Runs/Gm.	48	0.30
Conor Grady	Strikeouts per Nine Innings	36	12.15
Conor Grady	Games Started	41	15
Chase Haney	Pitching Appearances	12	31
Bryce Hubbart	Strikeouts per Nine Innings	49	11.92
Tyler Martin	Base on Balls	21	46
Tyler Martin	Base on Balls/Gm.	40	0.84
Parker Messick	Games Started	13	16
Parker Messick	Strikeouts	16	126
Parker Messick	Strikeouts per Nine Innings	24	12.60
Parker Messick	Strikeout-to-Walk Ratio	47	5.48
Mat Nelson	Home Runs	1	23
Mat Nelson	Home Runs/Gm.	4	0.43
Mat Nelson	Slugging Percentage	5	0.773
Mat Nelson	Runs Batted In	6	66
Mat Nelson	Total Bases	10	150
Mat Nelson	Runs Batted In/Gm.	17	1.25
Jonah Scolaro	Pitching Appearances	12	31

FINAL NCAA TEAM RANKINGS

Statistic	NCAA Rk	ACC Rk	Value
Base on Balls (286)	27	1	264
Batting Average (286)	258	14	0.241
Double Plays (285)	129	9	33
Double Plays Per Game (286)	171	11	0.6

Doubles (286)	143	11	80
Doubles Per Game (286)	222	13	1.45
Earned Run Average (286)	7	1	3.45
Fielding Percentage (286)	142	10	0.968
Hit Batters (286)	127	5	55
Hit by Pitch (286)	50	2	71
Hits (286)	132	11	449
Hits Allowed Per Nine Innings (286)	23	1	7.81
Home Runs (286)	18	3	80
Home Runs Per Game (286)	15	3	1.45
On Base Percentage (286)	180	10	0.355
Runs (286)	76	5	335
Sacrifice Bunts (286)	203	5	14
Sacrifice Flies (284)	241	12	12
Scoring (286)	113	7	6.1
Shutouts (184)	62	4	4
Slugging Percentage (286)	122	10	0.417
Stolen Bases (286)	257	13	24
Stolen Bases Per Game (286)	275	13	0.44
Strikeout-to-Walk Ratio (286)	7	1	3.19
Strikeouts Per Nine Innings (286)	4	1	11.4
Triples (284)	269	13	3
Triples Per Game (285)	277	14	0.05
WHIP (286)	20	2	1.26
WL Pct (286)	89	6	0.564
Walks Allowed Per Nine Innings (286)	65	4	3.58

FINAL RANKINGS

Publication	FSU
Baseball America	--
Collegiate Baseball	--
D1Baseball.com	--
NCBWA	--
Perfect Game	--
USA Today/ESPN	--

ATTENDANCE SUMMARY

Home attendance	45011	(31 dates avg = 1451)
Away attendance	54209	(23 dates avg = 2356)
Total attendance	99220	(54 dates avg = 1837)

2021 SEASON IN REVIEW

Game date	Opposing team	Score	r-h-e	r-h-e	Inns	Overall	ACC	Pitcher of record	Attend	Time	
Feb 20, 2021	NORTH FLORIDA	4-7	L	4-8-2	7-11-0	9	0-1-0	0-0-0	MESSICK, P. (L 0-1)	1496	3:23
Feb 21, 2021	NORTH FLORIDA	W 14-7		14-11-2	7-9-2	9	1-1-0	0-0-0	HUBBART, B. (W 1-0)	1362	3:24
Feb 21, 2021	NORTH FLORIDA	W 8-4		8-9-1	4-5-0	9	2-1-0	0-0-0	GRADY, C. (W 1-0)	1362	2:55
*Feb 26, 2021	PITT	0-1	L	0-4-0	1-5-0	9	2-2-0	0-1-0	MESSICK, P. (L 0-2)	1480	2:56
*Feb 27, 2021	PITT	2-7	L	2-10-2	7-7-0	9	2-3-0	0-2-0	MONTGOMERY (L 0-1)	1615	3:27
*Feb 28, 2021	PITT	7-9	L	7-6-0	9-11-3	(13)	2-4-0	0-3-0	HUBBART, B. (L 1-1)	1450	4:57
*Mar 05, 2021	VIRGINIA	W 2-0		2-3-0	0-4-1	9	3-4-0	1-3-0	MESSICK, P. (W 1-2)	1422	2:36
*Mar 06, 2021	VIRGINIA	W 9-4		9-9-1	4-5-0	9	4-4-0	2-3-0	HUBBART, B. (W 2-1)	1494	3:23
*Mar 07, 2021	VIRGINIA	1-2	L	1-4-0	2-5-1	9	4-5-0	2-4-0	GRADY, C. (L 1-1)	1388	2:57
*Mar 12, 2021	at Virginia Tech	W 6-4		6-9-2	4-11-2	9	5-5-0	3-4-0	HANEY, C. (W 1-0)	739	3:25
*Mar 13, 2021	at Virginia Tech	0-5	L	0-3-3	5-4-0	9	5-6-0	3-5-0	HUBBART, B. (L 2-2)	1000	3:01
*Mar 14, 2021	at Virginia Tech	W 14-7		14-18-3	7-10-3	9	6-6-0	4-5-0	GRADY, C. (W 2-1)	790	4:12
Mar 16, 2021	FLORIDA	W 10-2		10-13-2	2-4-1	9	7-6-0	4-5-0	HANEY, C. (W 2-0)	1581	2:56
*Mar 19, 2021	at Miami	W 13-1		13-14-0	1-5-3	9	8-6-0	5-5-0	MESSICK, P. (W 2-2)	663	2:41
*Mar 20, 2021	at Miami	W 9-1		9-10-0	1-5-4	9	9-6-0	6-5-0	HUBBART, B. (W 3-2)	661	2:45
*Mar 21, 2021	at Miami	W 12-0		12-15-0	0-3-1	9	10-6-0	7-5-0	GRADY, C. (W 3-1)	660	2:31
Mar 24, 2021	UCF	W 6-5		6-6-1	5-11-0	(10)	11-6-0	7-5-0	PERDUE, H. (W 1-0)	1569	3:35
*Mar 26, 2021	WAKE FOREST	W 2-1		2-5-1	1-3-1	9	12-6-0	8-5-0	HANEY, C. (W 3-0)	1539	3:16
*Mar 27, 2021	WAKE FOREST	7-8	L	7-6-0	8-10-1	9	12-7-0	8-6-0	KWIATKOWSKI (L 0-1)	1552	3:10
*Mar 28, 2021	WAKE FOREST	10-12	L	10-12-2	12-12-2	9	12-8-0	8-7-0	CROWELL, W. (L 0-1)	1367	4:06
Mar 31, 2021	MERCER	W 8-1		8-9-0	1-3-0	9	13-8-0	8-7-0	KWIATKOWSKI (W 1-1)	1134	2:31
*Apr 02, 2021	NORTH CAROLINA	3-4	L	3-4-3	4-7-3	9	13-9-0	8-8-0	HANEY, C. (L 3-1)	1444	2:54
*Apr 03, 2021	NORTH CAROLINA	W 4-2		4-7-0	2-7-0	9	14-9-0	9-8-0	HARE, D. (W 1-0)	1588	3:13
*Apr 04, 2021	NORTH CAROLINA	W 8-0		8-6-0	0-4-1	9	15-9-0	10-8-0	GRADY, C. (W 4-1)	1364	2:46
Apr 06, 2021	JACKSONVILLE	7-8	L	7-8-2	8-11-1	9	15-10-0	10-8-0	HARE, D. (L 1-1)	1453	3:18
*Apr 09, 2021	at Louisville	3-4	L	3-6-1	4-9-0	(10)	15-11-0	10-9-0	SCOLARO, J. (L 0-1)	880	2:45
*Apr 10, 2021	at Louisville	W 8-5		8-13-1	5-9-4	9	16-11-0	11-9-0	ANDERSON, J. (W 1-0)	880	3:37
*Apr 11, 2021	at Louisville	4-11	L	4-4-1	11-13-1	9	16-12-0	11-10-0	SCOLARO, J. (L 0-2)	880	3:30
Apr 13, 2021	at Florida	2-3	L	2-3-5	3-4-2	(10)	16-13-0	11-10-0	KWIATKOWSKI (L 1-2)	2972	2:46
*Apr 16, 2021	BOSTON COLLEGE	W 10-2		10-10-1	2-9-0	9	17-13-0	12-10-0	MESSICK, P. (W 3-2)	1402	3:15
*Apr 17, 2021	BOSTON COLLEGE	W 5-1		5-6-1	1-5-0	9	18-13-0	13-10-0	HUBBART, B. (W 4-2)	1246	2:49
*Apr 18, 2021	BOSTON COLLEGE	3-5	L	3-4-2	5-10-1	9	18-14-0	13-11-0	GRADY, C. (L 4-2)	1253	2:57
*Apr 23, 2021	at Georgia Tech	W 9-0		9-11-1	0-4-3	9	19-14-0	14-11-0	MESSICK, P. (W 4-2)	713	2:47
*Apr 24, 2021	at Georgia Tech	W 13-10		13-14-0	10-14-2	9	20-14-0	15-11-0	HUBBART, B. (W 5-2)	713	3:25
*Apr 25, 2021	at Georgia Tech	8-9	L	8-7-1	9-9-0	9	20-15-0	15-12-0	AHEARN, T. (L 0-1)	713	3:20
Apr 27, 2021	STETSON	W 9-5		9-13-3	5-10-0	9	21-15-0	15-12-0	AHEARN, T. (W 1-1)	1177	3:12
Apr 30, 2021	TROY	W 3-2		3-7-1	2-10-0	9	22-15-0	15-12-0	MESSICK, P. (W 5-2)	1491	2:17
May 01, 2021	TROY	0-3	L	0-6-1	3-3-0	9	22-16-0	15-12-0	HUBBART, B. (L 5-3)	1687	2:46
May 02, 2021	TROY	W 4-2		4-8-1	2-8-0	9	23-16-0	15-12-0	AHEARN, T. (W 2-1)	1476	2:42
*May 07, 2021	at Notre Dame	W 5-2		5-4-0	2-4-0	9	24-16-0	16-12-0	MESSICK, P. (W 6-2)	358	2:24
*May 08, 2021	at Notre Dame	3-5	L	3-10-1	5-8-0	9	24-17-0	16-13-0	HUBBART, B. (L 5-4)	-	2:40
*May 08, 2021	at Notre Dame	W 7-1		7-9-0	1-7-2	9	25-17-0	17-13-0	GRADY, C. (W 5-2)	302	2:49
May 11, 2021	FGCU	7-8	L	7-8-2	8-9-2	9	25-18-0	17-13-0	PERDUE, H. (L 1-1)	1024	3:29
May 12, 2021	FGCU	W 2-1		2-6-0	1-7-1	9	26-18-0	17-13-0	CROWELL, W. (W 1-1)	1022	2:23
*May 14, 2021	CLEMSON	W 8-3		8-8-0	3-7-2	9	27-18-0	18-13-0	HUBBART, B. (W 6-4)	1804	3:00
*May 15, 2021	CLEMSON	5-9	L	5-9-1	9-10-0	9	27-19-0	18-14-0	CROWELL, W. (L 1-2)	1971	3:16
*May 16, 2021	CLEMSON	W 9-6		9-12-1	6-8-2	9	28-19-0	19-14-0	ANDERSON, J. (W 2-0)	1798	2:50
*May 20, 2021	at NC State	4-6	L	4-8-0	6-10-0	9	28-20-0	19-15-0	PERDUE, H. (L 1-2)	1700	2:52
*May 21, 2021	at NC State	4-6	L	4-9-0	6-11-3	9	28-21-0	19-16-0	CROWELL, W. (L 1-3)	1700	3:10
*May 22, 2021	at NC State	W 15-11		15-15-4	11-14-2	9	29-21-0	20-16-0	KWIATKOWSKI (W 2-2)	1700	3:55
May 26, 2021	vs Duke	1-12	L	1-4-2	12-13-1	9	29-22-0	20-16-0	HUBBART, B. (L 6-5)	1219	3:16
May 28, 2021	vs Miami	W 6-3		6-8-1	3-8-2	9	30-22-0	20-16-0	MESSICK, P. (W 7-2)	3655	3:11
Jun 04, 2021	vs Southern Miss	W 5-2		5-7-2	2-9-1	9	31-22-0	20-16-0	MESSICK, P. (W 8-2)	10310	3:01
Jun 05, 2021	at Ole Miss	3-4	L	3-4-3	4-4-1	9	31-23-0	20-16-0	HARE, D. (L 1-2)	10830	3:04
Jun 06, 2021	vs Southern Miss	4-7	L	4-7-1	7-12-0	9	31-24-0	20-16-0	PERDUE, H. (L 1-3)	10171	3:17

* conference game
 () extra inning game
 HOME GAME

2021 SEASON IN REVIEW

STARTERS: BATTING ORDER

LEADOFF:		
16 Tyler Martin	54	(31-23)
63 Mat Nelson	1	(0-1)
2nd SPOT:		
32 Logan Lacey	38	(23-15)
63 Mat Nelson	14	(7-7)
26 Robby Martin	1	(0-1)
42 Ryan Romano	1	(1-0)
8 Vince Smith	1	(0-1)
3rd SPOT:		
26 Robby Martin	30	(18-12)
63 Mat Nelson	24	(13-11)
19 Elijah Cabell	1	(0-1)
CLEANUP:		
26 Robby Martin	23	(13-10)
63 Mat Nelson	14	(10-4)
19 Elijah Cabell	11	(4-7)
45 Dylan Simmons	3	(2-1)
15 Parker Messick	2	(2-0)
23 Reese Albert	2	(0-2)
5th SPOT:		
23 Reese Albert	20	(12-8)
19 Elijah Cabell	19	(9-10)
15 Parker Messick	6	(6-0)
5 Wyatt Crowell	6	(2-4)
36 Davis Hare	3	(2-1)
45 Dylan Simmons	1	(0-1)
6th SPOT:		
19 Elijah Cabell	13	(9-4)
5 Wyatt Crowell	13	(10-3)
45 Dylan Simmons	10	(4-6)
32 Logan Lacey	4	(2-2)
51 Nico Baldor	4	(3-1)
36 Davis Hare	4	(1-3)
48 Garrett Mathes	3	(1-2)
2 Nander De Sedas	2	(0-2)
23 Reese Albert	1	(0-1)
15 Parker Messick	1	(1-0)
7th SPOT:		
2 Nander De Sedas	15	(8-7)
5 Wyatt Crowell	8	(4-4)
32 Logan Lacey	6	(2-4)
51 Nico Baldor	4	(2-2)
8 Vince Smith	4	(3-1)
45 Dylan Simmons	4	(3-1)
23 Reese Albert	3	(1-2)
27 Jackson Greene	3	(2-1)
42 Ryan Romano	3	(2-1)
36 Davis Hare	2	(2-0)
48 Garrett Mathes	2	(1-1)
15 Parker Messick	1	(1-0)
8th SPOT:		
2 Nander De Sedas	33	(20-13)
42 Ryan Romano	7	(6-1)
27 Jackson Greene	7	(3-4)
38 Isaiah Perry	2	(1-1)
8 Vince Smith	2	(0-2)
7 Richie Morales	1	(0-1)
9 Cooper Swanson	1	(0-1)
5 Wyatt Crowell	1	(1-0)
10 Casey Asman	1	(0-1)
9th SPOT:		
27 Jackson Greene	31	(17-14)
8 Vince Smith	15	(9-6)
28 Colton Vincent	3	(2-1)
42 Ryan Romano	2	(1-1)
38 Isaiah Perry	2	(0-2)
2 Nander De Sedas	2	(2-0)

STARTERS: POSITION

PITCHER:		
15 Parker Messick	16	(12-4)
31 Conor Grady	15	(6-9)
43 Bryce Hubbart	14	(7-7)
22 Carson Montgomery	8	(4-4)
40 Jack Anderson	1	(1-0)
30 Ross Dunn	1	(1-0)
CATCHER:		
63 Mat Nelson	52	(29-23)
28 Colton Vincent	3	(2-1)
FIRST BASE:		
16 Tyler Martin	52	(29-23)
45 Dylan Simmons	3	(2-1)
SECOND BASE:		
27 Jackson Greene	41	(22-19)
8 Vince Smith	13	(8-5)
42 Ryan Romano	1	(1-0)
THIRD BASE:		
32 Logan Lacey	36	(19-17)
42 Ryan Romano	12	(9-3)
8 Vince Smith	6	(3-3)
7 Richie Morales	1	(0-1)
SHORTSTOP:		
2 Nander De Sedas	52	(30-22)
8 Vince Smith	3	(1-2)
LEFT FIELD:		
19 Elijah Cabell	44	(22-22)
5 Wyatt Crowell	8	(7-1)
32 Logan Lacey	3	(2-1)
CENTER FIELD:		
23 Reese Albert	26	(13-13)
5 Wyatt Crowell	9	(6-3)
32 Logan Lacey	8	(6-2)
51 Nico Baldor	8	(5-3)
38 Isaiah Perry	4	(1-3)
RIGHT FIELD:		
26 Robby Martin	54	(31-23)
32 Logan Lacey	1	(0-1)
DESIGNATED HITTER:		
45 Dylan Simmons	15	(7-8)
5 Wyatt Crowell	11	(4-7)
15 Parker Messick	10	(10-0)
36 Davis Hare	9	(5-4)
48 Garrett Mathes	5	(2-3)
16 Tyler Martin	2	(2-0)
63 Mat Nelson	1	(1-0)
9 Cooper Swanson	1	(0-1)
10 Casey Asman	1	(0-1)

MULTIPLE HIT GAMES	2	3	4	5+	Tot
63 Mat Nelson	20	1	1	-	22
32 Logan Lacey	13	5	-	-	18
16 Tyler Martin	12	2	1	1	16
26 Robby Martin	9	4	-	-	13
19 Elijah Cabell	9	2	-	-	11
2 Nander De Sedas	3	3	-	-	6
5 Wyatt Crowell	3	2	-	-	5
27 Jackson Greene	4	1	-	-	5
23 Reese Albert	5	-	-	-	5
15 Parker Messick	2	1	-	-	3
45 Dylan Simmons	3	-	-	-	3
36 Davis Hare	2	1	-	-	3
8 Vince Smith	2	-	-	-	2
51 Nico Baldor	1	1	-	-	2
38 Isaiah Perry	1	-	-	-	1
42 Ryan Romano	1	-	-	-	1
TEAM	90	23	2	1	116

MULTIPLE RBI GAMES	2	3	4	5+	Tot
63 Mat Nelson	9	6	3	1	19
26 Robby Martin	8	3	1	2	14
19 Elijah Cabell	8	3	2	-	13
32 Logan Lacey	6	3	1	1	11
2 Nander De Sedas	4	-	1	-	5
27 Jackson Greene	4	-	1	-	5
23 Reese Albert	2	1	1	-	4
16 Tyler Martin	2	-	1	-	3
45 Dylan Simmons	2	-	1	-	3
8 Vince Smith	1	1	-	-	2
36 Davis Hare	2	-	-	-	2
51 Nico Baldor	-	-	1	-	1
15 Parker Messick	-	1	-	-	1
TEAM	48	18	13	4	83

HITTING STREAKS	Longest	Current
32 Logan Lacey	10	4
19 Elijah Cabell	10	-
63 Mat Nelson	10	1
26 Robby Martin	10	1
45 Dylan Simmons	5	-
2 Nander De Sedas	5	-
23 Reese Albert	4	-
16 Tyler Martin	4	2
5 Wyatt Crowell	4	-
51 Nico Baldor	4	-
15 Parker Messick	4	-
48 Garrett Mathes	3	-
27 Jackson Greene	3	-
8 Vince Smith	3	-
42 Ryan Romano	3	1
38 Isaiah Perry	2	-
36 Davis Hare	2	1
28 Colton Vincent	1	-

REACHED BASE STREAKS	Longest	Current
63 Mat Nelson	21	1
16 Tyler Martin	21	2
19 Elijah Cabell	20	1
32 Logan Lacey	14	4
26 Robby Martin	13	1
27 Jackson Greene	10	-
23 Reese Albert	8	1
2 Nander De Sedas	7	-
45 Dylan Simmons	6	1
42 Ryan Romano	5	1
8 Vince Smith	5	1
5 Wyatt Crowell	4	-
51 Nico Baldor	4	-
15 Parker Messick	4	-
48 Garrett Mathes	3	-
36 Davis Hare	3	1
9 Cooper Swanson	2	2
38 Isaiah Perry	2	-
10 Casey Asman	1	1
28 Colton Vincent	1	-



RECORDS & STATS

RECORDS

TEAM RECORDS GAMES

GAMES PLAYED

Most in Season	84, 1984
Fewest in Season	17, 1948 & 2020

VICTORIES

Most in Season	61-13, 1986
Fewest in Season	9-8, 1948

WINNING PERCENTAGE

Highest in Season	.854 (35-6), 1968
Lowest in Season	.529 (9-8), 1948

WINNING STREAK

Longest	25, April 17 to June 7, 2002
Home	36, April 22, 1990 to April 20, 1991
Away	11, May 24, 1969 to April 19, 1970

LOSING STREAK

Longest in Season	6, April 17 to April 30, 1999
-------------------	-------------------------------

ATTENDANCE

Single Home Game	6,789, April 19, 2008 vs. Miami
3-game Series	19,062, April 18 to April 20, 2008 vs. Miami
2-game Series	12,662, June 8 and June 9, 2003 vs. Texas
Single Season, Home Total	202,132, 2008 (41 dates)
Single Season, Home Average	5,019, 2014 (34 dates)
Single Season, All Games	329,232, 2012 (67 dates)

SHUTOUTS

Fewest in Season hitting	0, Several Times - Last: 2020 (17 games)
Most Times in Season hitting	9, 2019
Longest Streak Without	336, 1984-1988
Most Recorded in Season pitching	15, 1970 and 1975 (59 games each)
Most Consecutive in Season Pitching	4, 1970 and 1973
Most Consecutive Scoreless Innings Pitching	40, 1973

EXTRA INNING GAMES

Most in Season	8, 2018
Longest Game	20 innings, May 6, 2006 vs. Wake Forest

BATTING

AT BATS

Most in Game	67, May 6, 2006 vs. Wake Forest
Most in 9-inning Game	65, May 31, 2009 vs. Ohio State
Both Teams	132 (FSU 67, Wake Forest 65), May 6, 2006
Most in Season	2,872, 1985 (82 games)
Fewest in Season	752, 1951 (18 games)
Most Plate Appearances in Inning	21, March 4, 2007 vs. Siena; May 15, 1992 vs. Georgia State

RECORDS NOTE:

The 2020 baseball season was canceled after 17 games due to the worldwide COVID-19 pandemic. As such, per-game averages are not reflected.

Any individual game and season records or Top 10 marks are reflected. All 2020 games counted toward career stats.

RUNS

Most in Inning	16, March 20, 1982 vs. Cleveland State May 15, 1992 vs. Georgia State
Most in Game	37, May 31, 2009 vs. Ohio State
Most Allowed in Game	24, June 5, 1959 vs. Clemson
Most Combined	43 (FSU 36, Georgia State 7), May 15, 1992 (FSU 37, Ohio State 6), May 31, 2009
Largest Winning Margin	34-0, March 4, 1996 vs. Marshall
Largest Losing Margin	2-24, June 5, 1959 vs. Clemson
Most in Season	752, 1982
Most Allowed in Season	464, 1984
Fewest in Season	101, 1948 (17 games)
Fewest Allowed in Season	72, 1952 (21 games) 54, 2020* (17 games - shortened due to COVID)

HITS

Most in Inning	15, May 15, 1992 vs. Georgia State
Most Allowed in Inning	9, April 15, 2012 at Boston College
Most Consecutive Hits	10, March 4, 2007 vs. Siena
Most in Game	38, May 31, 2009 vs. Ohio State
Most Allowed in Game	23 vs. UNLV, April 20, 1978
Most Combined	51 (FSU 38, Ohio State 13), May 31, 2009
Most in Season	947, 1985 (82 games)
Most Allowed in Season	756, 1984 (84 games)
Fewest in Season	186, 1952 (21 games)
Fewest Allowed in Season	130, 1952 (21 games) 108, 2020* (17 games - shortened due to COVID)

DOUBLES

Most in Game	15, May 31, 2009 vs. Ohio State
Most Allowed in Game	7, April 2, 2010 vs. Virginia Tech May 30, 2014 vs. Georgia Southern May 29, 2016 vs. Clemson
Most Combined	16 (FSU 15, Ohio State 1), May 31, 2009
Most in Season	182, 1990 (72 games)
Most Allowed in Season	133, 1984 (84 games)
Fewest in Season	24, 1951 (18 games)
Fewest Allowed in Season	19, 1951 (18 games)

TRIPLES

Most in Game	5, April 8, 1968 vs. Kentucky Wesleyan February 14, 1982 vs. Georgia State
Most Allowed in Game	3, Several Times Last: April 7, 2012 at Georgia Tech
Most Combined	5 (FSU 5, Kentucky Wesleyan 0), April 8, 1968 (FSU 5, Georgia State 0), February 14, 1982
Most in Season	35, 1969 (52 games) and 1972 (68 games)

HOME RUNS

Most in Game	9, May 9, 1999 vs. Maryland April 27, 1997 vs. Maryland
Most Allowed in Game	6, March 23, 1986 vs. Southern Miss
Most Combined	9 (FSU 6, Cincinnati 3), May 12, 1991 (FSU 7, Miami 2), April 3, 2009
Most in Season	146, 1985 (82 games)
Most Allowed in Season	82, 1984 (84 games)
Fewest in Season	3, 1954 (21 games)
Fewest Allowed in Season	4, 1951 (18 games)
Most Grand Slams in Season	8, 1996 (69 games)
Most Grand Slams in a Game	3, April 27, 1997 at Maryland

TOTAL BASES

Most in Game	66, May 31, 2009 vs. Ohio State
Most Combined	83 (FSU 66, Ohio State 17), May 31, 2009
Most in Season	1,580, 1985 (82 games)
Fewest in Season	250, 1952 (21 games) 235, 2020* (17 games - shortened due to COVID)

SLUGGING PCT.

Highest in Season	.568, 1982 (74 games)
-------------------	-----------------------

RUNS BATTED IN

Most in Game	34, May 15, 1992 vs. Georgia State May 31, 2009 vs. Ohio State
Most Combined	40 (FSU 34, Georgia State 6), May 15, 1992
Most in Season	698, 1985 (82 games)

BASE ON BALLS

Most in Game	20, March 20, 1982 vs. Cleveland State May 4, 2010 vs. Jacksonville
Most Allowed	18, March 29, 1976 at Stetson
Most Combined	26 (FSU 10, Valdosta State 16), April 7, 1980
Most in Season	555, 1984 (84 games)
Most Allowed in Season	340, 1972 (68 games)
Fewest in Season	93, 1955 (22 games)

HIT BY PITCH

Most in Season	104, 2013 (64 games)
----------------	----------------------

STRIKEOUTS

Most in Game	19, 3 times Last: June 5, 2021 at Ole Miss
Most Combined	38 (FSU 19, Texas Tech 19), February 29, 2020
Most in Season	620, 2019 (65 games)
Fewest in Season	93, 1955 (22 games)

BATTING AVG.

Highest in Season	.355, 2008 (68 games)
Highest Allowed in Season	.281, 1980 (63 games)
Lowest in Season	.237, 1967 (46 games)
Lowest Allowed in Season	.186, 1970 (59 games)

STOLEN BASES

Most in Game	11, March 23, 1957 vs. Stetson March 13, 1986 vs. Richmond May 15, 1994 at Virginia
Most Allowed in Game	13, May 17, 1973 vs. Stetson
Most Combined	13 (Stetson 13, FSU 0), May 17, 1973
Most in Season	232, 1987 (73 games)
Most Allowed in Season	98, 1984 (84 games)
Fewest in Season	20, 1954 (21 games) 19, 2020* (17 games - shortened due to COVID)
Fewest Allowed in Season	7, 1962 (28 games) and 1968 (41 games)

DEFENSE

PUTOUTS

Most in Season	2,212, 1984 (84 games)
----------------	------------------------

ASSISTS

Most in Season	1,126, 1984 (84 games)
Fewest in Season	226, 1960 (22 games) 138, 2020* (17 games - shortened due to COVID)

ERRORS

Most in Game	10, April 15, 1988 vs. Valdosta State March 28, 2004 vs. North Carolina
Most in Game by Opponent	8, several times Last: April 17, 1996 vs. Miami
Most Combined	16 (FSU 10, Valdosta State 6), April 15, 1988
Most in Season	167, 1984 (84 games)
Most by Opponent in Season	184, 1984 (84 games)

FIELDING PCT.

Highest in Season	.975, 2007 (62 games)
Lowest in Season	.915, 1959 (33 games)

DOUBLE PLAYS

Most in Game	5, June 4, 1995 vs. Miami March 8, 2015 vs. Boston College
Most in Season	95, 1984 (84 games)

RECORDS

TRIPLE PLAYS

Most in Game	1, May 3, 2009 vs. Virginia Tech
Sequence: 9-2-4 - Ruairi O'Connor - RF to Parker Brunelle - C to Jason Stidham - 2B	

PITCHING

PITCHING APPEARANCES

Most in Game	9, 3 times
Most in Season	Last: May 26, 2021 vs. Duke 296, 2012 (67 games)

COMPLETE GAMES

Most in Season	27, 1969 (52 games)
----------------	---------------------

INNINGS PITCHED

Most in Season	738, 1984 (84 games)
Most by Opponent	717, 1984 (84 games)

SAVES

Most in Season	29, 1990 (72 games)
----------------	---------------------

NO-HITTERS

Most in Season	2, 1968 (41 games)
Last: Cole Sands, Cobi Johnson, & Jim Voyles, March 9, 2016 vs. Toledo	

ONE-HITTERS

Most in Season	6, 1970 (59 games)
Last: CJ Van Eyk, Chase Haney & Antonio Velez, February 29, 2020 vs. FAU	

TWO-HITTERS

Most in Season	6, 1970 (59 games) and 1976 (56 games)
----------------	--

EARNED RUNS

Most Allowed in Season	367, 1984 (84 games)
------------------------	----------------------

EARNED RUN AVG.

Lowest in Season	1.49, 1970 (59 games)
Highest in Season	4.58, 2009 (63 games)

STRIKEOUTS

Most Recorded in Game	25, March 16, 1956 vs. Furman
Most Recorded in Season	718, 1986 (74 games)
Fewest Recorded in Season	126, 1954 (21 games)

INDIVIDUAL RECORDS

GAMES

GAMES PLAYED

Most in Season	84, Paul Sorrento, 1984; Frank Fazzini, 1984
Most in Career	279, Mike Yastrzemski, 1980-83; Barry Blackwell, 1985-88
Consecutively in Season	84, Paul Sorrento, 1984
Consecutively in Career	235, Link Jarrett, 1991-94

BATTING

BATTING AVG.

Highest in Season (5-125 AB)	436, Bob Clem, 1959
Highest in Season (126-199 AB)	436, John-Ford Griffin, 1999
Highest in Season (200-250 AB)	455, J.D. Drew, 1997
Highest in Season (250+ AB)	463, Buster Posey, 2008
Highest in Career (100-600 AB)	410, Bob Clem, 1959-60
Highest in Career (600+ AB)	427 John-Ford Griffin, 1999-01

SLUGGING PCT.

Highest in Season	.961, J.D. Drew, 1997 (224 TB/233 AB)
Highest in Career	.789, J.D. Drew, 1995-97 (539 TB/683 AB)

AT BATS

Most in Game	9, Stephen Cardullo vs. Ohio State, May 31, 2009 Dennis Guinn vs. Wake Forest, May 6, 2006 Marshall McDougall vs. Miami, April 7, 2000 Karl Jernigan vs. Miami, April 7, 2000
Most in Season	357, Luis Alicea, 1985
Most in Career	989, Link Jarrett, 1991-94

RUNS SCORED

Most in Game	6, Mark Gilbert vs. Ohio State, March 18, 1978 Luis Alicea vs. Georgia State, April 1, 1984 Marshall McDougall vs. Maryland, May 9, 1999
Most in Season	110, J.D. Drew, 1997
Most in Career	285, Jeff Ledbetter, 1979-82

HITS

Most in Inning	2, many players Last: Elijah Cabell, March 31, 2021 vs. Mercer
Most in Game	7, Stephen Cardullo vs. Ohio State, May 31, 2009 Marshall McDougall vs. Maryland, May 9, 1999
Most in Season	137, Frank Fazzini, 1985
Most in Career	335, Jeff Ledbetter, 1979-82
Hits in Consecutive At-Bats	12, Steven Wells, April 17-21, 2018 HR, BB, 1B, 1B, HR, 1B, 2B, BB, BB, 1B, 1B, 1B, Sac Bunt, 2B, BB, 1B, 1B

MOST CONSECUTIVE

Times Safely on Base (H, BB, HBP)	14, Taylor Walls, 2017
Hitting Streak	40, Shane Robinson, 2004-05
Games Reaching Base	67, Buster Posey, 2008
Games Reaching Base in One Season	67, Buster Posey, 2008

DOUBLES

Most in Game	4, Marshall McDougall vs. NC State, April 30, 2000 Joe Licata vs. Georgia State, March 27, 1981
Most in Season	36, Jeremy Morris, 1996
Most in Career	78, John-Ford Griffin, 1999-01 Jeremy Morris, 1994-97

TRIPLES

Most in Game	2, eight times Last: Reese Albert vs. Stetson, April 24, 2019
Most in Season	9, Dick Gold, 1969; Luis Alicea, 1985
Most in Career	19, Stephen Drew, 2002-04 Luis Alicea, 1984-86

HOME RUNS

Most in Game	6, Marshall McDougall vs. Maryland, May 9, 1999
Most in Season	42, Jeff Ledbetter, 1982
Most in Season by a Freshman	22, Matt Diaz, 1998
Most in Career	97, Jeff Ledbetter, 1979-82
Grand Slams in Game	2, Craig Patterson vs. Wright State, March 24, 1979
Grand Slams in Season	4, Quincy Nieporte, 2017
Grand Slams in Career	6, J.D. Drew, 1995-97 Jeremy Morris, 1994-97

RUNS BATTED IN

Most in Game	16, Marshall McDougall vs. Maryland, May 9, 1999
Most in Season	124, Jeff Ledbetter, 1982
Most in Career	346, Jeff Ledbetter, 1979-82

TOTAL BASES

Most in Game	25, Marshall McDougall vs. Maryland, May 9, 1999
Most in Season	273, Jeff Ledbetter, 1982
Most in Career	704, Jeff Ledbetter, 1979-82

STOLEN BASES

Most in Game	6, Chip Bifano vs. Kearney State, April 5, 1977
Most in Season	51, Edwin Alicea, 1988
Most in Career	100, Shane Robinson, 2004-06

HIT BY PITCHES

Most in Game	3, Elijah Cabell vs. Cincinnati, February 22, 2020 Nick Derr vs. Boston College, March 11, 2017 Hayden Kelly vs. USF, March 3, 2015 Justin Gonzalez vs. Niagara, February 15, 2014 Karl Jernigan vs. St. Joseph's, 3/6/01
Most in Season	24, Jose Zabala, 1997
Most in Career	65, John Sansone, 2013-16

BASE ON BALLS

Most in Game	5, Stephen Drew vs. Siena, March 4, 2003 Jeremy Morris vs. Clemson, May 18, 1996 Lionel Martinez vs. Virginia Tech, May 10, 1980
Most in Season	84, J.D. Drew, 1997
Most in Career	195, Paul Sorrento, 1984-86

STRIKEOUTS

Most in Game	5, eight times Last: Mat Nelson vs. Texas Tech, February 29, 2020
Most in Season	88, Elijah Cabell, 2019
Most in Career	252, Justin Gonzalez, 2010-14
Fewest Strikeouts in a Season	1 in 87 at-bats, Billy Mills, 1954

DEFENSE

PUTOUTS

Most in Game	23, Bob Vaughn vs. Furman, March 16, 1956
Most in Season	659, Doug Mientkiewicz, 1994
Most in Career	1,641, Jayce Boyd, 2010-12

ASSISTS

Most in Game	11, Scott Zech vs. Clemson, May 16, 1997
Most in Season	261, Brooks Badeaux, 1998
Most in Career	802, Link Jarrett, 1991-94

RECORDS

PITCHING

PITCHING APPEARANCES

Most in Season	46, Kevin Lynch, 2005
Most in Career	138, Chase Haney, 2016-21

STARTS

Most in Season	24, Mike Loynd, 1986
Most in Career	78, Doug Little, 1983-86

RELIEF APPEARANCES

Most in Season	46, Kevin Lynch, 2005
Most in Career	138, Chase Haney, 2016-21

COMPLETE GAMES

Most in Season	12, Brooks Carey, 1978 (15 starts) Danny O'Brien, 1975 (17 starts)
Most in Career	23, Wayne Vincent, 1966-68

INNINGS PITCHED

Most in Game	12.0, Mike Bretz vs. Hawaii, April 4, 1977 Cliff Ranew vs. Texas, June 18, 1965
Most in Season	164.2, Mike Loynd, 1986
Most in Career	549, Doug Little, 1983-86

SAVES

Most in Season	18, Mac Scarce, 1970
Most in Career	32, Ricky Kimball, 1988-91

VICTORIES

Most in Season	20, Mike Loynd, 1986
Most in Career	49, Doug Little, 1983-86
Consecutive in Season	17, Mike Loynd, 1986
Consecutive in Career	18, Larry Jones, 1974-75

LOSSES

Fewest in Season (10+ decisions)	0, Kevin Lynch (12-0), 2005 Daniel Davidson (10-0), 2003 Gene Ammann (15-0), 1970
Fewest in Career (20+ decisions)	2, Gene Ammann (31-2), 1968-72

HOME RUNS ALLOWED

Most in Season	20, Chuck Howell, 1997
Most in Career	49, Doug Little, 1983-86

STRIKEOUTS RECORDED

Most in Game	24, Tony Avitable vs. Furman, March 16, 1956
Most in Season	223, Mike Loynd, 1986
Most in Career	520, Richie Lewis, 1985-87

BASE ON BALLS

Most in Game	13, Richie Lewis vs. LSU, February 22, 1987
Most in Season	72, Richie Lewis, 1986 Dave Fernald, 1972
Most in Career	236, Larry Jones, 1974-77

EARNED RUN AVG.

Lowest in Season (30+ innings)	0.66, Gene Ammann, 1970 (10 ER/137 IP)
Lowest in Career (100+ innings)	1.45, Wayne Vincent, 1966-68 (58 ER/292 IP)
Highest in Season (30+ innings)	8.62, Al Ashmont, 1985 (30 ER/31 IP)

RUNS ALLOWED

Fewest in Season (50+ innings)	15, Daniel Bennett, 2011
Most in Game	16, Howard Calhoun vs. Rollins, April 9, 1948
Most in Season	95, Doug Little, 1984
Most in Career	287, Doug Little, 1983-86

EARNED RUNS ALLOWED

Fewest in Season (30+ innings)	4, Jameis Winston, 2014 Eric Roman, 2001 Mike DiBlasi, 1998
Most in Game	10, Michael Hyde vs. Hawaii, March 10, 2005 Jeff Ledbetter vs. Jacksonville, April 6, 1984
Most in Season (30+ innings)	79, Doug Little, 1984
Most in Career (100+ innings)	211, Doug Little, 1983-86

HITS ALLOWED

Fewest in Season (30+ innings)	13, Mac Scarce, 1971
Most in Game	16, Bill Fuller vs. Auburn, April 13, 1971
Most in Season	167, Doug Little, 1984
Most in Career	533, Doug Little, 1983-86

TOP 10

SAVES

SV	GAMES	YEAR
29	72	1990
27	57	1971
24	65	2011
22	74	2002
21	67	2012
	68	1972
20	68	2010
18	73	2005
	74	1986
17	65	2019
	66	2001
	71	1999
	71	1991
	82	1985
	79	1981
	59	1973

INNINGS PITCHED

IP	GAMES	YEAR
738.0	84	1984
711.2	82	1985
665.2	79	1981
660.2	74	2002
659.0	75	1994
649.2	73	2005
648.2	72	2000
647.2	79	1989
647.0	73	1998
639.0	73	1987

COMPLETE GAMES

CG	GAMES	YEAR
27	52	1969
25	59	1975
24	61	1979
23	63	1979
22	62	1978
	59	1970
21	74	1986
19	68	1972
16		2 tied with 16

SHUTOUTS

SHO	GAMES	YEAR
15	59	1975
	59	1970
12	72	1989
11	69	1995
	59	1973
10	82	1985
	57	1971
9	41	1968

HITS ALLOWED

HITS	GAMES	YEAR
756	84	1984
716	79	1981
686	74	2002
653	82	1985
650	72	1990
629	73	2005
617	68	2004
609	67	1997
605	73	1998
602	69	1988

RUNS ALLOWED

RUNS	GAMES	YEAR
464	84	1984
407	79	1981
406	82	1985
376	68	2004
375	74	1982
356	68	2010
355	63	2009
351	74	2002
344	68	2008
337	73	1998

EARNED RUNS ALLOWED

ER	GAMES	YEAR
367	84	1984
319	79	1981
295	74	1982
294	82	1985
292	68	2010
291	74	2002
285	68	2004
281	63	2009
280	65	2019
278	67	1997

HOME RUNS ALLOWED

HR	GAMES	YEAR
94	63	1980
82	84	1984
78	82	1985
65	74	1983
64	63	2009
63	68	2010
61	67	1991
60	62	2018
	73	1998
	74	1986

WALKS

BB	GAMES	YEAR
371	82	1985
340	68	1972
330	73	1998
319	74	1982
315	74	1983
310	84	1984
	79	1981
303	63	2009
294	70	1992
287	73	1987

STRIKEOUTS

SO	GAMES	YEAR
718	74	1986
680	75	1994
662	71	1999
657	65	2019
	72	1989
640	69	2017
637	71	1991
635	62	2018
631	72	2000
629	70	1992

PICKOFFS

PO	GAMES	YEAR
23	63	1974
22	84	1984
21	69	1988
20	68	2010
	64	2013
19	68	2008
18	68	2003
	63	1980
17	60	2014
16	59	1973

FIELDING PCT.

	%	PO+A	E	YEAR
1.	.975	2300	60	2007
2.	.973	2872	81	1994
3.	.972	2469	71	2011
4.	.970	2342	72	2014
5.	.969	2531	80	2010
6.	.969	2244	71	2018
7.	.969	2536	81	1993
8.	.968	1995	65	2021
9.	.968	2660	89	1991
10.	.968	2382	78	2016

NO HITTERS

1.	4/18/58	Frank Slusser vs. Miami	18-0
2.	4/28/67	Wayne Vincent at Ga. Southern	7-1
3.	3/27/68	Jeff Hill vs. Springfield	18-0
4.	3/27/68	Gene Ammann & Linwood Garrett vs. Wake Forest	3-0
5.	4/17/70	Gene Ammann at USF	7-0
6.	3/19/77	Mike McLeod vs. Olivet	23-0
7.	3/23/88	Jerry Nielsen vs. Charleston Southern	7-0
8.	2/18/98	Chris Chavez vs. Charleston Southern	13-0
9.	3/19/16	Cole Sands, Cobi Johnson & Jim Voyles vs. Toledo	3-2
10.	2/15/19	Drew Parrish, Chase Haney & Conor Grady vs. Maine	11-0



YEAR-BY-YEAR COACHES/FINAL RANKINGS

YEAR	COACH (SEASON)	CAPTAINS	W-L-T	Postseason	CB	BA	USA	NCBWA	D1	PG
1948	Charlie Armstrong (1)	Ron Nettles	9-8-0	--	--	--	--	--	--	--
1949	Charlie Armstrong (2)	Sam Cox	11-8-0	--	--	--	--	--	--	--
1950	Charlie Armstrong (3)	Bob Trowbridge	13-7-0	--	--	--	--	--	--	--
1951	Charlie Armstrong (4)	Augie Pompelia	13-6-0	--	--	--	--	--	--	--
1952	Ralph Matherly (1)	Bob Trowbridge	17-4-0	--	--	--	--	--	--	--
1953	Ralph Matherly (2)	Billy "Cooter" Mills	13-10-1	--	--	--	--	--	--	--
1954	Ralph Matherly (3)	Bob Hudson	13-8-0	--	--	--	--	--	--	--
1955	Danny Litwhiler (1)	Billy Campbell, Bob Hudson	17-6-0	--	--	--	--	--	--	--
1956	Danny Litwhiler (2)	Max Long	25-7-0	District 3	--	--	--	--	--	--
1957	Danny Litwhiler (3)	Carlee Hendrix	22-9-0	Coll. World Series	--	--	--	--	--	--
1958	Danny Litwhiler (4)	Dick Howser	20-7-0	District 3	--	--	--	--	--	--
1959	Danny Litwhiler (5)	Dale Koch	22-11-0	District 3	--	--	--	--	--	--
1960	Danny Litwhiler (6)	Ray Bazzell	13-9-0	--	--	--	--	--	--	--
1961	Danny Litwhiler (7)	Frank Davis, Jack Dull	21-7-0	District 3	17	--	--	--	--	--
1962	Danny Litwhiler (8)	Ray McShane, Bob Madison	23-14-0	Coll. World Series	4	--	--	--	--	--
1963	Danny Litwhiler (9)	Al Beccaccio	26-13-0	Coll. World Series	6	--	--	--	--	--
1964	Fred Hatfield (1)	Jim Reed	23-13-0	--	--	--	--	--	--	--
1965	Fred Hatfield (2)	Gerry Chmielewski	32-11-1	Coll. World Series	5	--	--	--	--	--
1966	Fred Hatfield (3)	Dick Fernandez	39-13-0	District 3	9	--	--	--	--	--
1967	Fred Hatfield (4)	Roy Mewbourne	32-14-0	District 3	13	--	--	--	--	--
1968	Fred Hatfield (5)	Chuck Cone, Bob Canty	35-6-0	District 3	12	--	--	--	--	--
1969	Jack Stallings (1)	Dick Gold, Mike Easom	38-13-1	--	10	--	--	--	--	--
1970	Jack Stallings (2)	Dick Nichols	49-9-1	Coll. World Series	2	--	--	--	--	--
1971	Jack Stallings (3)	Harry Saferight, Ron Cash	41-17-0	--	23	--	--	--	--	--
1972	Jack Stallings (4)	Ken Doria, Mike Scarce	45-23-0	District 3	19	--	--	--	--	--
1973	Jack Stallings (5)	John Librandi, Denny Williams	38-21-0	--	24	--	--	--	--	--
1974	Jack Stallings (6)	Randy Davidson	37-25-1	--	--	--	--	--	--	--
1975	Woody Woodward (1)	Randy Davidson	49-10-0	Coll. World Series	7	--	--	--	--	--
1976	Woody Woodward (2)	Craig Eaton	40-16-0	NCAA Regionals	--	--	--	--	--	--
1977	Woody Woodward (3)	Larry Jones	37-13-0	--	--	--	--	--	--	--
1978	Woody Woodward (4)	Brooks Carey, Greg Jones	44-18-0	NCAA Regionals	--	--	--	--	--	--
1979	Dick Howser (1)	Craig Patterson	43-17-1	NCAA Regionals	27	--	--	--	--	--
1980	Mike Martin (1)	Don DeLoach, Craig Ramsey	51-12-0	Coll. World Series	7	--	--	--	--	--
1981	Mike Martin (2)	Mike Fuentes, Rick Hatcher	56-23-0	NCAA Regionals	16	14	--	--	--	--
1982	Mike Martin (3)	Jeff Ledbetter	56-17-1	NCAA Regionals	22	16	--	--	--	--
1983	Mike Martin (4)	Mike Yastrzemski, Rick Figueroa	55-18-1	NCAA Regionals	15	7	--	--	--	--
1984	Mike Martin (5)	Jody Reed, Jeff Gray	55-29-0	NCAA Regionals	--	--	--	--	--	--
1985	Mike Martin (6)	Frank Fazzini, Jimmy Jones	59-23-0	NCAA Regionals	20	12	--	--	--	--
1986	Mike Martin (7)	Luis Alicea, Doug Little, Mike Loynd	61-13-0	Coll. World Series	2	2	--	--	--	--
1987	Mike Martin (8)	Ed Fulton, Jose Marzan	55-18-0	Coll. World Series	6	6	--	--	--	--
1988	Mike Martin (9)	Barry Blackwell, Edwin Alicea	50-18-1	NCAA Regionals	15	17	--	--	--	--
1989	Mike Martin (10)	Clyde Keller	54-18-0	Coll. World Series	3	4	--	--	--	--
1990	Mike Martin (11)	Marc Ronan, Gar Finnold	57-15-0	NCAA Regionals	10	8	--	--	--	--
1991	Mike Martin (12)	Pedro Grifol, Eduardo Perez, Ricky Kimball	57-14-0	Coll. World Series	7	5	--	--	--	--
1992	Mike Martin (13)	Chris Roberts, Nandy Serrano, Roger Bailey	49-21-0	Coll. World Series	5	9	6	--	--	--
1993	Mike Martin (14)	Ty Mueller, John Wasdin	46-19-0	NCAA Regionals	22	15	13	--	--	--
1994	Mike Martin (15)	Link Jarrett, Jack Niles	53-22-0	Coll. World Series	6	7	6	--	--	--
1995	Mike Martin (16)	Randy Hodges, Mike Martin, Jr., Doug Mientkiewicz	53-16-0	Coll. World Series	5	3	4	--	--	--
1996	Mike Martin (17)	Scooby Morgan, Steve Nedeau	52-17-0	Coll. World Series	6	6	5	--	--	--
1997	Mike Martin (18)	Jeremy Morris, Scott Zech, Chuck Howell	50-17-0	NCAA Regionals	9	9	9	--	--	--
1998	Mike Martin (19)	Jeremy Salazar, Brooks Badeaux, Jose Zabala, Brian Cox	53-20-0	Coll. World Series	8	7	8	--	--	--
1999	Mike Martin (20)	Chris Chavez, Zach Diaz, Jeremiah Klosterman	57-14-0	Coll. World Series	2	2	2	--	--	--
2000	Mike Martin (21)	Mike DiBlasi, John Halliday, Marshall McDougall	53-19-0	Coll. World Series	3	3	3	--	--	--
2001	Mike Martin (22)	Karl Jernigan, Brett Groves	47-19-0	NCAA Supers	9	10	10	--	--	--
2002	Mike Martin (23)	Ryan Barthelemy, Blair Varnes, Mike Futrell	60-14-0	NCAA Supers	9	7	9	--	--	--
2003	Mike Martin (24)	Matt Lynch, Daniel Hodges, Tony Richie	54-13-1	NCAA Supers	9	6	8	--	--	--
2004	Mike Martin (25)	Aaron Cheesman	45-23-0	NCAA Supers	14	14	14	--	--	--
2005	Mike Martin (26)	Aaron Cheesman	53-20-0	NCAA Supers	15	16	14	11	--	--
2006	Mike Martin (27)	Matt DiBlasi, Ryne Malone, Shane Robinson	44-21-0	NCAA Regionals	24	--	20	24	--	--
2007	Mike Martin (28)	Bryan Henry	45-13-0	NCAA Regionals	10	14	15	14	--	--
2008	Mike Martin (29)	Buster Posey, Jack Rye	54-14-0	Coll. World Series	7	7	8	8	--	--
2009	Mike Martin (30)	Jimmy Marshall, Ruairi O'Connor, Tommy Oravetz	45-18-0	NCAA Supers	10	9	10	10	--	--
2010	Mike Martin (31)	Stephen Cardullo, Tyler Holt	48-20-0	Coll. World Series	6	6	6	6	--	--
2011	Mike Martin (32)	Mike McGee, Stuart Tapley	46-19-0	NCAA Supers	9	8	9	10	--	--
2012	Mike Martin (33)	James Ramsey	50-17-0	Coll. World Series	4	4	3	4	--	--
2013	Mike Martin (34)	Justin Gonzalez	47-17-0	NCAA Supers	12	12	13	12	--	--
2014	Mike Martin (35)	Justin Gonzalez	43-17-0	NCAA Regionals	23	19	21	23	--	--
2015	Mike Martin (36)	Mike Compton, DJ Stewart	44-21-0	NCAA Supers	23	19	21	23	--	--
2016	Mike Martin (37)	Mike Compton, John Sansone	41-22-0	NCAA Supers	14	13	13	13	14	17
2017	Mike Martin (38)	Drew Carlton, Taylor Walls	46-23-0	Coll. World Series	6	6	6	6	6	9
2018	Mike Martin (39)	Tyler Holton, Cal Raleigh	43-19-0	NCAA Regionals	--	20	21	22	21	17
2019	Mike Martin (40)	Drew Mendoza, Drew Parrish	42-23-0	Coll. World Series	6	7	7	6	8	8
2020	Mike Martin, Jr. (1)	Chase Haney	12-5-0	--	13	19	16	13	15	--
2021	Mike Martin, Jr. (2)	Chase Haney	31-24-0	NCAA Regionals	--	--	--	--	--	--

CB - Collegiate Baseball; BA - Baseball America; USA - USA Today/ESPN/Baseball Weekly; D1 - D1Baseball.com; PG - Perfect Game

ALL-TIME LETTERMEN

H

Dan Haddock	1979
Mark Hallberg	2007
John Halliday	1999-00
Bill Hammond	1965
Chase Haney	2016-17, 19, 21
Mike Haney	1964
Dave Hanselman	1984
Don Harbaugh	1969-71
Jeff Hardy	1976-77
Davis Hare	2021
Todd Harrell	1994
Bryan Harris	1991-93
Dee Harris	1976
Ed Harris	1967-68
Dean Harrison	1988-90
Chris Hart	1999-03
Rick Hatcher	1979-81
Tim Hatcher	1980
Chuck Hawkins	1965-66
Larry Hawkins	1962
Mark Haynes	1952
John Hearn	1968
Phil Hearn	1966
Eric Heath	1998
Ken Heath	1984
George Hehemann	1953-55
Jim Helm	1966-68
Matt Henderson	2016-17
Terry Henderson	1997-98
Carlee Hendrix	1954-57
Clint Hendry	1993-94
Bryan Henry	2005-07
Tom Henson	1969-71
Spike Herald	1951
Jared Herron	2018
Joel Hicks	1976-77
Chris Hitt	1995
Ron Herring	1973-74
William Higginbotham	1953
Windle Higginbotham	1974-75
Jeff Hill	1967-69
Lance Hitchcock	1967-68
Daniel Hodges	2000-03
Randy Hodges	1992-95
Jeff Hogan	1967-69
Jerry Hohne	1959-60
John Holland	2012
Rick Holloway	1978-79
Tyler Holt	2008-10
Tyler Holton	2016-17
Bryant Holtmann	2012-15
Maury Hopkins	1965-66
Bill Horne	1973-74
Lee Howard	2012-14
Bill Howell	1961
Chuck Howell	1994-97
Ed Howell	1965-66
Martin Howell	1962-64
Dick Howser	1956-58
Ed Howser	1980-81
Jason Hubbard	1999
Bryce Hubbard	2021
Bob Hudson	1953-55
Scott Hudson	1997-99
Bruce Huff	1976-79
Gary Huff	1971-73
Ken Huff	1979-81
J.C. Huguet	1999
Cade Hungate	2019
Monroe Hunt	1964

Philip Hunt	1955-57
Gage Hutchinson	2018-19
George Hutchinson	1961
Rick Hutchinson	1964-65
Michael Hyde	2005-07

I

Vince Insogna	1983-84
---------------	---------

J

Kevin Jackson	2010
Rhett James	2003-04
John Jane	1961
Ken Jarabeck	1978
Lincoln Jarrett	1962
Link Jarrett	1991-94
Trent Jarvis	2005, 2007-08
Karl Jernigan	1998-01
Ryan Jernigan	2005
Barry Johnson	1988-89
Brandon Johnson	2011-14
Cobi Johnson	2015-16, 18
Jay Johnson	1962-64
Jay Johnson	1979
Jonathan Johnson	1993-95
Larry Johnson	1962-64
Sherman Johnson	2009-12
Gordon Johnston	1961
Greg Jones	1976-78
Hunter Jones	2003-05
Jimmy Jones	1982-85
Larry Jones	1974-77
Bob Jordan	1967
Tom Jordan	1974
Grady Jordan	1992-93
Hayden Jordan	2013

K

Randy Kaiser	1974
Danny Kanell	1993-94
Andrew Karp	2016-18
Doug Kasimer	1969-71
Jim Kaufman	1954-55
Bill Keck	1980
Jay Keeler	1980-82
John Keith	1969-71
Clyde Keller	1988-89
Brian Kelley	2006
Mike Kelley	1974-75
Bob Kellogg	1974-75
David Kelly	1998
Hayden Kelly	2015-16
Terry Kennedy	1975-77
Fred Kenney	1956-58
Keith Kidd	1985-86
Ricky Kimball	1988-91
Matthew Kinney	2016
John Keith	1969-71
Ron Kims	1953
John King	1959-60
Jeremiah Klosterman	1996-99
Brett Knief	2013-14
Godfrey Knight	1948
Dale Koch	1958-59
John Kolb	1981
Curt Kole	1975

Dru Kosco	1984-85
Steve Kovensky	1986-87
Brian Kraft	2000
Charlie Krausche	1961
Robert Kull	1963-65
Clayton Kwiatkowski	2017-19, 21

L

Logan Lacey	2021
Mark Lacy	1981-82
Marc LaMacchia	2001-03
Ernie Langford	1958-60
Rick Langford	1973
Bill Langston	1967
T.J. Lanier	1950
Gary Lawrence	1965-66
Mike Leber	1971
David Ledbetter	1982
Jeff A. Ledbetter	1982-84
Jeff S. Ledbetter	1979-82
Larry Lee	1973
Mike Lee	1986
Brandon Leibrandt	2012-14
Greg Lewis	1982
Jimmy Lewis	1991
Richie Lewis	1985-87
Ronald Lewis	1987
Loren Levy	1982-84
Carlos Lezcano	1974-77
John LiBrandi	1972-73
Joe Licata	1981
Tony Liebsack	1991-92
Doug Little	1983-86
Woody Litwhiler	1962-64
LaWhit Lizzmore	1991-92
Ed Lockhart	1950-52
Jim Loftin	1963
Brad Long	1978-79
Charlie Long	1961
Max Long	1953-56
Mickey Lopez	1993-95
Rafael Lopez	2009-11
Justin Lord	2001
George Lott	1968-69
Mike Loynd	1984-86
Jackson Lueck	2016-18
Jose Lugo	1974
Kevin Lynch	2002-05
Matt Lynch	2000-03
Jim Lyttle	1966
Keith Lyttle	1989

M

Corben Madden	2010
Bob Madison	1960-62
Rick Madison	1959
Marty Maier	1973-74
Ryne Malone	2004-06
Brandon Manasa	2003-05
Eric Mangham	1984-86
Harold Mangin	1961-62
Tom Manley	1989
Ed Mann	1954
David Marano	1978
T.R. Marcinczyk	1993
Chris Marconcini	2015
Brent Marsh	2006
Jimmy Marshall	2006-09
Mike Martin	1965-66
Mike Martin, Jr.	1993-95
Neil Martin	1965-66

Robby Martin	2019, 21
Tyler Martin	2021
Lionel Martinez	1980-81
Eddy Martinez-Esteve	2003-04
Steve Marks	1966
Jose Marzan	1984-87
John Mason	1967-68
Steve Mastin	1968
Jim Mathers	1966
Garrett Mathes	2021
Lonnie Mathis	1969
Floyd Matthews	1969
Kyle Maxie	2006
Bob Mayer	1974-76
Henry Mayfield	1996-98
Jim McArdle	1976-77
Ryan McArdle	2006
Clyde McBride	1963
Monty McBride	1964-65
Blair McCaleb	2000-02
Owen McCarron	1956-58
Justin McClain	2000
Chad McClellan	1986
Shawn McCorkel	1997-98
Gene McCormick	1958-60
Kevin McCray	1992-93
Jim McCune	1965
Blane McDonald	1978
Jon McDonald	1998-00
Marshall McDougall	1999-00
Mike McGee	2008-11
Stephen McGee	2010, 12-13
Rick McGlone	1974-77
Joe McKinney	1965-66
John McKnight	1977
Mike McLeod	1975-77
Dale McMahan	1966
Kyle McMullen	2021
John McNeese	1991
Tony McQuade	2001-03
Charles McQuaig	1994
Barry McQueen	1971
Ray McShane	1960-62
Wayne Mears	1975
Ronald Melton	1949-52
Drew Mendoza	2017-19
Gary Merians	2011
Bob Merry	1953
Mike Meschke	2009-10
Parker Messick	2021
Roy Mewbourne	1966-68
Doug Mientkiewicz	1993-95
Darren Miller	2015-16
Jim Miller	1976-77
Justin Miller	2002
Peter Miller	2011-14
Seth Miller	2011-13
Tim Miller	1994
Billy "Cooter" Mills	1952-54
Don Milner	1978-79
Bart Mitchell	1982-84
Dave Moates	1969
Dave Mogley	1977-79
Orson Mogley	1982
Carson Montgomery	2021
Ladson Montgomery	2013-14
Tom Moore	1954
Richie Morales	2021
Dave Morano	1978
Jack Morgan	1953
Steve "Scooby" Morgan	1993-96

Todd Morgan	1982-84
Al Moreya	1983
Jeremy Morris	1994-97
Rick Moss	1970-71
Mitch Moyer	1975
Ty Mueller	1989, 91-93
Les Mullen	1951-52
Matt Mulroy	2014
Dago Murphy	1948
Don Murray	1964-65

N

Ray Navarro	2009
John Nedeau	1990-93
Steve Nedeau	1994-96
Tim Nedin	1989
Oscar Negron	1975
Stephen Neill	1996
Carl Nelson	1957-60
Mat Nelson	2019, 21
Harvey Nemeroff	1974-75
Roger Nettles	1967
Jason Newlin	2002
Jackson Nezu	2021
John Nicholas	1975-76
Dave Nichols	1971-72
Dick Nichols	1968-70
Joe Nichols	1976-79
Gary Nichols	1963-65
Jerry Nielsen	1987-88
Quincy Nieporte	2015-17
Jack Niles	1993-94
Randy Niles	1995-97
John Nogowski	2012-14
Connor Nolan	2011
Klyne Nowlin	1952

O

Danny O'Brien	1973-75
Sean O'Brien	2011-12
Ruairi O'Connor	2005, 2007-09
Bo O'Dell	2007-09
Stephen Ochs	2005, 2007
Phil Olson	1993-95
Steve Oppenheim	1972
Tommy Oravetz	2006-09
Pat Osburn	1970
George Otero	1998
Danny Owen	1975-76
Jackson Owens	2015

P

Joe Pacetti	1985
Al Padgett	1948
Gary Painter	1989-90
Bert Palmer	1953
Keith Parenteau	1980
Billy Parker	1948-49
Brad Parker	1988-90
Derek Parker	1979
Geoff Parker	2008-10
Drew Parrish	2017-19
Craig Patterson	1978-79
Braut Peacher	2004-05
Brent Pearson	2001
Ray Pearson	1953
Hunter Perdue	2021
Ed Peres	1973
Eduardo Perez	1989-91
Isaiah Perry	2021
Mark Peterson	2009

ALL-TIME LETTERMEN

Trent Peterson	2001-03
Donovan Petrey	2016
Gerald Philip	1957-58
Tim Phillips	1980-82
Chris Pinder	1984
Charlie Pinkermann	1958
Keith Pitchford	1962-63
Bruce Pollack	1967
Chris Pollack	1986-87
Austin Pollock	2018-19
Augie Pompelia	1950-51
Ed Porcelli	1986-87
Tom Porter	1969-70
Buster Posey	2006-08
Cory Posey	2000
Jack Posey	2008-09, 11
Lynn Powell	1963
Dave Price	1971-73
Brad Prior	1976
Jeff Probst	2001-02
Scott Proctor	1996-98

R

Frank Radziwon	2004
Cal Raleigh	2016-18
Ronnie Ramirez	2016
Craig Ramsey	1977-80
James Ramsey	2009-12
Cliff Ranew	1964-65
Rocky Rau	1989-90
Robby Read	2000-02
Gene Ready	1964
Derek Reams	1993
Bob Reboin	1989-90
Jim Reed	1964-65
Jody Reed	1983-84
Brandon Reichert	2007
Ray Revak	1984-85
Dave Rhino	1982
Marty Rice	1971-74
D'Vontrey Richardson	2007, 09
Tony Richie	2001-03
Kevin Richmond	2002-03
Mike Riebling	1967-69
Justin Rigney	1992
Kevin Riggsby	1978
Jim Riley	1978-79
Dan Roatche	1970-72
Chris Roberts	1990-92
Pete Roberts	1967
Clay Robertson	1987
Kenny Robinson	1991
Matt Robinson	1982-83
Shane Robinson	2004-06
Charlie Rodgers	1958-59
Carlos Rodriguez	1975
Raul Rodriguez	2004
Nick Rogers	2001-02
Louis Rojas	2004
Eric Roman	2000-02
Ryan Romano	2021
John Rombough	1994
Marc Ronan	1988-90
Tom Rosa	1972-73
Robert Rosell	1956-57
Danny Rosen	2007
Hank Ross	1959-60
Jack Ross	1960-62
Larry Rothschild	1974
George Rountree	1962-64
Chris Ruckdeschel	2021

Mike Rudi	1987
Jim Rushworth	1992
Jack Rye	2005-08

S

Harry Saferight	1970-71
Rick Saffel	1979
Tom Sailor	1982
Jeremy Salazar	1995-98
Mike Salvatore	2018-19
Alec Sanchez	2019
Chuck Sanders	1952-53
Deion Sanders	1987
Cole Sands	2016-18
John Sansone	2013-16
Jerry Santos	1988-89
Pete Sarron	1965-66
Mark Sauls	2003-06
Matt Sauls	2003-04
Craig Saxner	1985-86
Bill Saunders	1976
Hunter Scantling	2009-12
Mac Scarce	1970-71
Mike Scarce	1971-72
Glyden Schafer	1953
Jim Scheller	1970
Ed Schneider	1980-81
Mike Schmitz	1993
Greg Schnute	1968-70
Scott Schroeffel	1993-94
Brian Schultz	2004
Jonah Scolaro	2018-19, 21
Robby Scott	2010-11
Sam Scott	1999
Jim Seevers	1955
Riley Seevers	1955-57
Brian Senior	1995-96
Nandy Serrano	1991-92
Ed Sessions	1951-52
John Sheppard	1956-58
Bob Sherman	1961
Tim Sherrill	1972-73
Buddy Shaw	1983
Truby Shaw	1948
Chad Sheffer	1993-94
Ken Shimchak	1977-79
Gordon Shirah	1954-56
Jamey Shouppe	1981-82
Bob Shupack	1953
Howard Siegle	1974
Herb Sikes	1971-72
Dylan Silva	2013-15
Ken Silvestri	1972
Adam Simmons	2011-12
Dylan Simmons	2021
Glen Simon	2003
Scott Sitz	2010-13
Bob Skala	1953
Ross Skelton	1968
Craig Skok	1968-69
Mike Skoutelakis	1987
Mike Slade	1969-72
John Slaton	1959-60
Ken Sloan	1966
Frank Slusser	1957-58
David Smalley	1980-83
Mike Smalley	1998-99
Luke Smierciak	2008
Casey Smit	2013-14
Carter Smith	2019-20
Chris Smith	1999-00

Derrick Smith	2003-04
Dwight Smith	1961-62
Gage Smith	2011-14
Jackie Smith	1976-77
John Smith	1964
Ken Smith	1951-52
Ken Smith	1979-80
Kevin Smith	1985
Richie Smith	2001-02
Roger Smith	1972-73
Vince Smith	2021
Rick Snyder	1971-73
Tom Snyder	1982
David Sorokowski	1988-89
Paul Sorrento	1984-86
Bobby Spano	1999-00
Kyle Spitzer	1960-62
Josh Spivey	2005-07
James Spooner	1967
Stephen Spradling	2012
Gary Sprague	1966
Geoff Sprague	1996-97
Ron Spyker	1987
Bill Stagland	1961
Robby Stahl	2010-11
Matt Stanford	1997
Richard Steed	1975
Scott Steinitz	1989-90
Darrel Stewart	1967
DJ Stewart	2013-15
Grant Stewart	2017
Jason Stidham	2007-09
Kent Stille	1963
Nick Stocks	1998-99
Jack Straub	1953
Ryan Strauss	2005-08
Billy Strode	2013-15
Ricky Stuart	1978
Michael Stubbs	1988
Len Sullivan	1967
Marv Stringfellow	1965-67
Ken Suarez	1963-64
Walt Sumner	1968-69
Bob Sutton	1966
Cooper Swanson	2018-20
Harvey Sweeney	1955
Alan Swindle	1980-82
Ken Sylvestri	1975
Carl Szymanski	1974

T

Steve Taddeo	1986-87
Houston Taff	1966
Jeff Tam	1993
John Marc Tamayo	1988-90
Jeff Tandlich	1974
Bill Tanner	1948
Bruce Tanner	1982-83
Stuart Tapley	2008-11
Buddy Teagle	1961-63
George Tebbetts	1980
Steve Tebbetts	1973-75
Clint Thigpen	2000
Al Thomas	1962-63
Brady Thomas	2006-07
Mike Thomas	1976
Paul Thomas	1985-87
Tom Thomas	1964-66
Tony Thomas, Jr.	2005-07
DiCarlo Thompson	2004
Jeff Tibbitts	1991

Mike Tice	1978
Scott Toole	2001-02
Ed Trancygier	1961
Devon Travis	2010-12
Ronnie Traylor	1978-79
Doug Treadway	1983-84
David Trexler	2010-11
Bob Trowbridge	1949-52
Shawn Troxell	1987
Hank Truluck	2014-17
Steve Tuako	1977
John Tucker	1961-62
Luke Tucker	2006-07
Gale Tuggle	1955-56
Steve Turko	1977
Jerry Turner	1961
Fred Twomey	1954-57

U

Pat Underhill	1989-90
Whitey Urquhart	1950

V

Derek Vail	2015
Ryan Valdes	2013
CJ Van Eyk	2018-20
Blair Varnes	1999-02
Mike Vasquez	1970-71
Bob Vaughn	1955-56
Antonio Velez	2019-20
Nick Vickerson	2008
Gary Viero	1976
Ryan Vigue	2008-09
Elih Villanueva	2008
Colton Vincent	2021
Wayne Vincent	1966-68
Ed Voyles	2015-17
Jim Voyles	2014-17

W

Bobby Waites	1954, 57
Brandon Walker	2021
Doug Walker	1959-61
Taylor Walls	2015-17
Bob Wancika	1959
John Wanish	1987
Andy Ward	2015-16
Jim Ward	1965
Daniel Wardell	2003-05
Tyler Warmoth	2016
John Wasdin	1991-93
Mack Waugh	2011-12
Colby Weaver	1992-94
Jim Weaver	1980
Luke Weaver	2012-14
McGuire Weaver	2019
Steven Wells	2015-18
Ham Wernke	1952-55
Bill Westendick	1958-60
Ed West	1976
Gage West	2014-16
Chris Whidden	1999-00, 02-03
Nick Whidden	2000-01
Jon Whitticker	1967-68
Tom Whitaker	1967-68
Jimmy White	1960-61
Bob Whitmer	1951
Casey Whitmer	2007
Chas Widden	1953
Dick Wiggins	1979-80
Bob Wilcox	1962, 64-65

Denny Williams	1972-73
Laverne Williams	1953
Bill Williamson	1962-63
Gary Williamson	1963-64
Jack Wilson	1948
Paul Wilson	1992-94
Jameis Winston	2013-14
John Witt	1948, 50, 52
John Wolfner	1979-80
Austin Wood	2009
Howard Wood	1967
Willie Woods	1987
Matt Woodward	1995-98
Woody Woodward	1962-63
Bob Wooley	1966
Bob Wynn	1953-54

Y

Casey Yarbrough	1992
Ed Yarnell	1966-67
Mike Yastrzemeski	1980-83
Manny Yglesias	1953
David Yocum	1994-95

Z

Jose Zabala	1995-98
Bryan Zech	2001-04
Scott Zech	1994-97
Greg Zera	1968-71
Bill Ziegler	1966-67
Mike Ziegler	2000
Roger Zimmerman	1961
Will Zirzow	2015-18
Tom Zoeller	1983-86
Al Zyla	1959

Returning players in **bold**

\$ ALL-TIME JERSEY NUMBERS

1		Dakota Gaillard	2019	Bobby Fernandes	1991	9	
Fred Hatfield - HC	1966	Danny Andzel	2020-21	Phil Olson	1993-95	Pete Sarron	1965-66
Jack Stallings - HC	1969-74	Jordan Carrion	2022	Mike Davis	1996	George Lott	1969
Randy Davidson	1975	4		George Otero	1997	Dave Grimes	1970-71
Bruce Huff	1976-79	Dick Fernandez	1966	Kevin Cash	1999	Randy Guemple	1972-73
Mark Barineau	1981-83	Mike Eason	1967	Brandon Manasa	2003-05	Howard Siegle	1974
Luis Alicea	1984-86	Dave Moates	1969	Tommy Dravetz	2006-09	Mitch Moyer	1975
Edwin Alicea	1987-88	Rick Moss	1970-71	Corben Madden	2010	Greg Jones	1976
Allen Bevis	1989-92	Paul Dirks - AC	1972	Sean O'Brien	2011-12	Mike Fields	1978
Adam Faurot	1995-96	Bob Carroll	1973	Chris Cates - AC	2013	Jack Emerick	1979-80
Ryan Proly	1997	Jim Busby	1974-75	Cobi Johnson	2015-18	Steve Givens	1982-83
Brett Groves	1998-01	Jeff Hardy	1976	Brandon Walker	2020-22	Eric Mangham	1984-86
Tony McQuade	2002-03	Bob Benda	1978	7		Jon Egertson	1987
DiCarlo Thompson	2004	Rich Bombard	1979	Chester Cole	1967	Ty Colston	1988
Travis Burge	2006-07	Lionel Martinez	1980-81	Lonnie Mathis	1969	Rocky Rau	1989-90
Stuart Tapley	2008-09	Bart Mitchell	1982-84	Robin Flake	1970-71	Tony Liebsack	1991-92
Taiwan Easterling	2010-11	Richie Lewis	1985-87	Tom Rosa	1972	Scott Zech	1994-97
Giovanny Alfonzo	2012-13	Clyde Keller	1988-89	Randy Gailey	1973	Karl Jernigan	1998-01
Nick Graganella	2014-16	Roger Bailey	1990-92	Windle Higginbotham	1974-75	Kevin Richmond	2002-03
Tyler Daughtry	2017	Mike Martin, Jr.	1993-95	Jim McArdle	1976	Hunter Davis	2004-05
Skylar Frey	2018	John Bentley	1997-01	Craig Ramsey	1978	Ruairi O'Connor	2005-08
Tyler Holt - AC	2019-21	Stephen Drew	2002-04	Greg Culpepper	1979	Ray Navarro	2009
Brett Roberts	2022	Stephen Ochs	2005-07	Greg Lewis	1982	Stephen McGee	2010-13
2		Mike Martin, Jr. - AC	2008-19	Alan Gentry	1983-84	Andy Ward	2014-16
Roy Mewbourne	1966	Mike Martin, Jr. - HC	2020-22	Chad McClellan	1986	Cooper Swanson	2018-21
Tom Porter	1969-70	5		Ronald Lewis	1987-88	Treyton Rank	2022
Dave Nichols	1971-72	Chuck Cone	1966-67	John Marc Tamayo	1989-90	10	
Mike Eissey	1973-74	Greg Gromek	1969-71	Tim Davis	1991-92	Gary Sprague	1966
Carlos Rodriquez	1975	John Ferguson	1970	Chad Sheffer	1993-94	Dick Gold	1967
Chip Bifano	1976	Jeff Bankston	1972	Brooks Badeaux	1995-98	Stan Thomas	1969
Ken Huff	1978	Rick Colzie	1973	Bobby Spano	1999	Greg Schnute	1970
Dan Haddock	1979	Mike Kelley	1974-75	Daniel Hodges	2000-03	Barry McQueen	1971
Jim Weaver	1980	Ed West	1976	Dennis Anderson	2004	Skip Cone	1972
John Kolb	1981	Don DeLoach	1978	Nick Francis	2005	Bob Simpson - AC	1973-74
Jeff A. Ledbetter	1982-85	Dave Yukelson - AC	1979	Sean Stuyverson	2006	Richard Steed	1975
Deion Sanders	1987-88	Bill Fuller - AC	1980	Mark Hallberg	2007	Mark Coulter	1976
Bob Reboin	1989-90	Danny Dowell	1981-83	Parker Brunelle	2008-11	Greg Jones	1978
Kenny Robinson	1991	Vince Calandra	1984-85	Luke Weaver	2012-14	Ken Huff	1979-81
Casey Yarbrough	1992	Rico Gonzalez	1986	Steven Wells	2015-18	Dave Rhino	1982
Mickey Lopez	1993-95	Victor Floyd	1987	Cade Hungate	2019-20	Eric Deddens	1983-84
Geoff Sprague	1996-97	Buddy Cribb	1988-90	Richie Morales	2021	Craig Saxner	1985-86
Chris Hart	1999	Pedro Grifol	1991	Jaime Ferrer	2022	B.J. Guzzone	1987
Bobby Spano	2000	Kevin McCray	1992-93	8		Darren Vazquetelles	1988
Tony McQuade	2001	Kevin McCray - AC	1995	Gary Lawrence	1966	Brian Gilliland	1989-90
Rocky Roquet	2002	Jose Zabala	1996-98	Bob Jordan	1967	Link Jarrett	1991-94
Shane Robinson	2004-06	Jose Zabala - AC	1999	Joe Baxter	1969	Chris Chavez	1995-99
Ohmed Danesh	2007-10	Brian Kraft	2000	Mike Vasquez	1970-71	Chris Hart	2000-03
Josh Delph	2012-15	Jerrold Brown	2002-03	Roger Smith	1972-73	Tyler Chambliss	2004-06
Jackson Lueck	2016-18	Danny Diaz	2004-06	Randy Davidson	1974	Matt Fairel	2007
Nander De Sedas	2019-21	D'Vontrey Richardson	2007	Curt Kole	1975	Luke Smierciak	2008
Mayes White	2022	Jack Posey	2008-11	Jack Givens	1976	Justin Gonzalez	2010-14
3		Billy Strode	2013-15	Ken Schimchak	1978	Taylor Walls	2015-17
Bob Canty	1966-67	Matthew Kinney	2016	Mike Tice	1979	Tyler Daughtry	2018
Dick Nichols	1969-70	Justin Sorokowski	2017	Mike Yastrzemski	1980-83	Tyrell Brewer	2020
Randy Gailey	1971-72	Shane Drohan	2018-20	Rod Delmonico - AC	1984-89	Casey Asman	2021
Tom Rosa	1973	Wyatt Crowell	2021-22	Jamey Shouppe - AC	1990-98	Connor Moore	2022
Guillermo Bonilla	1974-76	6		Mike Futrell	1999-02	11	
Craig Patterson	1978-79	Roy Mewbourne	1967	Matt Sauls	2003-04	<i>*Jersey retired for Mike Martin in 2021</i>	
Jim Morris - AC	1980-81	Dave Miller - AC	1969	Ryan Jernigan	2005	Mike Martin	1966
Hal Cohen	1982	Larry Cocks	1970-71	Buster Posey	2006-08	Dean Duchak	1967
Jody Reed	1983-84	Denny Williams	1972-73	Devon Travis	2010-12	Dave Kasmier	1969
Chip Baker - AC	1985-02	Mike Givens	1974	DJ Stewart	2013-15	Mike Slade	1970
Ryne Malone	2004-06	Woody Woodward - HC	1975-78	J.C. Flowers	2017-19	Mike Scarce	1971-72
Devin Gonzalez	2007	Jeff S. Ledbetter	1979-82	Caleb Cali	2020	Stan Kmet - AC	1973-74
Tony Delmonico	2008	Frank Fazzini	1983-85	Vince Smith	2021	Mike Martin - AC	1975-79
Sean Gilmartin	2009-11	Mike Lee	1986	Brock Mathis	2022	Mike Martin - HC	1980-2019
John Nogowski	2012-14	Marc Giordano	1987-88			Chase Haney	2021
Darren Miller	2015-16	Rob Bargas	1989-90			12	
Nick Derr	2017-18						

ALL-TIME JERSEY NUMBERS

Marv Stringfellow	1966-67
Carl Gromek	1969
Ron Cash	1970-71
Tim Sherrill	1972-73
Larry Rothschild	1974-75
Joel Hicks	1977
Doug Casey	1978-79
Rick Figueredo	1980-83
Dave Garrison	1984
Bien Figueroa	1985-86
Rafael Bournigal	1987
John Marc Tamayo	1988
Garrett Blanton	1989-91
Randy Hodges	1992-93
Jeremy Salazar	1995-98
Jamey Shouppe - AC	1999-11
John Sansone	2013-17
Brandon Reitz	2017
Tyler Ahearn	2018-21
Conner Strickland	2022

13

Harry Saferight	1970-71
John LiBrandi	1972-73
Larry Jones	1975-76
Ray Fox	1978
Tim Hatcher	1980
Jay Johnson	1981
Todd Morgan	1982-84
Kevin Smith	1985
Chris Dunn	1986
Donny Erickson	1987-88
Tom Manley	1989
Chris Roberts	1990
Grady Jordan	1992-93
Jonathan Johnson	1994-95
Kevin Cash	1997-98
Nick Whidden	1999-01
Justin Miller	2002
Eddy Martinez-Esteve	2003-04
Charles Cleveland	2005-06
Jason Stidham	2007-09
Robert Benincasa	2010
Eric Arce	2011
John Holland	2012-13
Danny De La Calle	2014-15
Donovan Petrey	2016-17
Jonah Scolaro	2018-22

14

Steve Marks	1966
Bill Ziegler	1967
Greg Schnute	1969
Greg Zera	1970-71
Greg Zera - AC	1972
Marty Maier	1973
Mike Easom - AC	1975
Joe Nichols	1976-79
Joe Licata	1981
Jimmy Jones	1982-85
Mike Freeman	1986
Matt Dunbar	1987-90
Chris Roberts	1991-92
Kevin Krietemeyer	1993
Randy Hodges	1994-95
Shane Roland	1996
Clint Thigpen	1999-00
Bryan Zech	2001-04
Ryan Strauss	2005-08
Austin Wood	2009
Tye Buckley	2010-11

Kyle Bird	2012-13
Jackson Owens	2015
Tyler Holton	2016-18
Troy Hamilton	2019
Jackson Nezuh	2021-22

15

Mike Martin	1965
Tom Thomas	1966
Lin Garrett	1967
Gene Ammann	1969-70
Rick Snyder	1971-73
Jose Lugo	1974
Bob Mayer	1975-76
Dave Mobley	1977-79
Roy Alvarez	1980
Bruce Tanner	1981-83
Paul Sorrento	1984-86
Jerry Santos	1988-89
Kenny Felder	1990-92
Todd Harrell	1993-94
Matt Woodward	1995-98
Chris Smith	1999-00
Jeff Probst	2001-02
Brian Schultz	2004-05
Kyle Maxie	2006
Tyler Holt	2008-10
Evan Geist	2011-13
Hank Truluck	2014-17
CJ Van Eyk	2018-20
Parker Messick	2021-22

16

Jim Lyttle	1966
James Spooner	1967
Doug Kasimier	1969
Carl Gromek	1970
Ken Doria	1971-72
Ed Peres	1973
Jeff Tandlich	1974
Craig Eaton	1975-76
Ken Fischer	1978
Clay Robertson	1987
Ricky Kimball	1988-91
Bob Armstrong	1992
Mike Schmitz	1993
Thad Busby	1995
Stephen Neill	1996-97
Jason Hubbard	1998-99
Cory Posey	2000
Scott Toole	2001-02
Link Jarrett - AC	2003
Louis Rojas	2004
D.J. Echols	2005-06
Bo O'Dell	2007-09
Jayce Boyd	2010-12
Alvin Swoope	2013
Taylor Blatch	2014-16
Jared Herron	2017
Mike Salvatore	2018-19
Tyler Martin	2020-22

17

Randy Brown	1966
Mike Reibling	1967-69
Dan Roatche	1970-72
Terry Farmer	1973-74
Bob Kellogg	1975
Joe Griffin	1976
Rick Holloway	1978
Derek Parker	1979

Ed Schneider	1980-81
Joe McFarland - AC	1982
Greg Jones - AC	1983
Joe Schlim	1984
Pete Brown	1985
Steve Kovensky	1986-87
Marc Ronan	1988-90
John Wasdin	1991-93
Jamie Stafford	1994
Chris Hitt	1995
Josh Davis	1996
Terry Henderson	1997-98
Chris Whidden	1999-03
Brant Peacher	2004-05
Brandon Reichert	2006-07
Mark Peterson	2008-09
Robby Stahl	2010-11
Mike Compton	2012-16
Clayton Kwiatkowski	2017-21
Jackson Baumeister	2022

18

Bob Wooley	1967
Walt Sumner	1969
Don Harbaugh	1970-71
Ken Silvestri	1972
Rick Langford	1973
Steve Downey	1974
Wayne Mears	1975
John Nicholas	1976
Brad Long	1978
Ken Schimchak	1979
George Tebbetts	1980-81
Matt Robinson	1982-83
Ken Heath	1984
Keith Kidd	1985-86
Willie Woods	1987
Pat Underhill	1990
John McNeese	1991
Jack Niles	1993-94
Jack Niles - AC	1995-97
Eric Heath	1998
Pichi Balet	2000
Daniel Davidson	2002-03
Mark Gildea	2005-07
Ben Francis	2009
Tyson Young	2010
Seth Miller	2011-13
Ed Voyles	2014-18
Cole Beverlin	2019
Hunter Perdue	2020-21
Preston Wetherell	2022

19

Marty Brooks	1966-67
Mike English	1969
Al Cleveland	1970
Gary Huff	1971-73
Ron Herring	1973-74
Marty Maier	1974
Brooks Carey	1975-78
Rick Holloway	1979
Kevin Dodge	1981-83
Jose Marzan	1984-87
Brad Parker	1988-90
Michele Bertoldi	1991
Jonathan Johnson	1993
James Colzie	1994
Jose Zabala	1995
Matt Stanford	1997-98
Ryan West	2000

Aaron Cheesman	2001-05
Brady Thomas	2006-07
Matt Kane	2008-09
Gage Smith	2010-14
Andrew Karp	2015-18
Elijah Cabell	2019-21
Alex Toral	2022

20

Bill Ziegler	1966
Steve Marks	1967
Johnny Grubb	1970
Dave Price	1971-73
Bill Daniel	1974
Ben Curry	1975-76
Ken Jarabeck	1978
Don DeLoach	1979-81
Danny Griffin	1982-83
Greg Dennis	1984
Lanny Abshier	1985
Greg Clayborne	1986-88
Tim Nedin	1989
Greg Clayborne - AC	1990
Clint Byrd	1997
J.C. Huguet	1999
Robby Read	2000
Chris Cole	2001
Dominic Robinson	2002
Gibbs Chapman	2004-05
Travis Anderson	2006-07
Nick Vickerson	2008
Spencer Dickinson	2009
Daniel Bennett	2010-11
Stephen Spradling	2012
Gage West	2014-16
Kyle Cavanaugh	2017-18
Kyle McMullen	2019-22

21

Ed Yarnell	1966
Jeff Hogan	1967
John Ferguson	1969
Jim Scheller	1970
Bill Fuller	1971-73
Carlos Lezcano	1974-77
Ronnie Traylor	1978
Craig Ramsey	1979-81
Bill Ashford	1982-83
Rod Byerly	1987-88
Marc Dunbar	1989-92
Scott Schroeffer	1993-94
Randy Choate	1995-97
Blair Varnes	1998-02
Mark Sauls	2003-06
Bobby Rauh	2007
Geoff Parker	2008-10
Mike Bell - AC	2012
Dylan Silva	2013
Ben DeLuzio	2014-16
Alex Carpenter	2017-18
Chris Ruckdeschel	2019-21
Carson Montgomery	2022



ALL-TIME JERSEY NUMBERS

22	
Chuck Hawkins	1966
Ed Yarnell	1967
Al Cleveland	1969
Mac Scarce	1970-71
Mason Bean	1972-73
Steve Tebbetts	1974-75
Jackie Smith	1976
Blane McDonald	1978
John Gagnon	1979-80
Clem Freeman	1981
Randy Gailey - AC	1982-84
Jerry Nielsen	1987-88
Pedro Grifol	1989-90
Colby Weaver	1992-94
Charlie Cruz	1995
Henry Mayfield	1996-98
Sam Scott	1999
Justin McClain	2000
Jason Newlin	2002
Rhett James	2003-04
Bryan Henry	2005-07
John Gast	2008-10
Robert Benincasa	2011-12
Mike Bell - AC	2013-16
Drew Mendoza	2017-19
Ryan Pettys	2020
Carson Montgomery	2021
James Tibbs	2022

23	
Butch Ferrar	1962-63
Wayne Vincent	1966-67
Tom Henson	1970
Marty Rice	1971-74
Rick McGlone	1975-76
Mike Tice	1978
Jay Johnson	1979
Keith Hendry - AC	1981
David Ledbetter	1982
David Maus	1984
John Wanish	1987
Dean Harrison	1988-90
Nandy Serrano	1991-92
T.R. Marcinczyk	1993
Mike Buttery	1994
Bryan Senior	1996
Shaun Kopczynski	1997
Mike Smalley	1998-99
Tony Richie	2001-03
Frank Radziwon	2004
Tony Thomas, Jr.	2005-07
James Ramsey	2009-12
JJ Gould	2013
Bryan Henry - AC	2014
Chris Marconcini	2015
Ryan Mejia	2017
Reese Albert	2018-22

24	
LaDon Boyd	1967
John Keith	1970-71
Jim Foxwell	1972
Steve Tebbetts	1973
Bob Jordan	1974
Mike McLeod	1975-77
Mark Gilbert	1978
Ron Bartlett	1979
David Fannin - AC	1981-83
Rick Hatcher - AC	1984
Barry Blackwell	1985-88

Eduardo Perez	1989-91
Clint Hendry	1993-94
Josh Adeeb	1995
Wes Crawford	1996-98
Jimmy Bonenberger	1997
Eric Roman	1999-02
Derrick Smith	2003-04
Dennis Guinn	2005-08
Brian Busch	2009-12
Marcus Davis	2013
Dylan Silva	2014-15
Matt Henderson	2016-17
Jared Herron	2018
Alec Sanchez	2019
AJ Shaver	2021-22

25	
Eddie Howell	1966
Lance Hitchcock	1967
Roy Mewbourne - AC	1970-71
Larry Lee	1973
John Drews	1974
Terry Kennedy	1975-77
Ricky Stuart	1978
John Wolfer	1979-80
Jamey Shouppe	1981-82
Doug Little	1983-86
Michael Stubbs	1989
Joel Desquin - AC	1990
Brian Rhees - AC	1991-92
Doug Mientkiewicz	1993-95
Jeremiah Klosterman	1996-99
Nick Rogers	2001-02
Raul Rodriguez	2004
Michael Hyde	2005-07
Mike McGee	2008-11
Brett Knief	2013-14
Bret Maxwell	2015
Ronnie Ramirez	2016-18
Chase Sanguinetti	2019
Doug Kirkland	2020-22

26	
Tom Whittacker	1967
Tom Henson	1969
Bob Smith - AC	1970-71
Bill Horne	1973-74
John Nicholas	1975
Jim Miller	1976-78
Ken Smith	1979-80
Mark Lacy	1981-82
Tom Zoeller	1983-86
Mike Rudi	1987-88
Matt Clements	1989
Jon Bolin	1990-91
John Cook	1992
Danny Kanell	1993-94
Zach Diaz	1996-99
Scott Boyd	2000-01
Kevin Lynch	2002-05
Jimmy Marshall	2006-09
Scott Sitz	2010-13
Taylor Folsom	2015
Cole Sands	2016-18
Robby Martin	2019-21
Cade Bush	2022

27	
David Cook	1967
Jeff Hogan	1969
Pat Osburn	1970
Dave Fernald	1971-73
Dave Brown	1974
Danny Owen	1975-76
Kevin Brooks	1978
Don Milner	1979
Jeff Gray	1981-84
Joe Pacetti	1985
Mike Brady	1987-90
Terrell Buckley	1991
Danny Dichter	1993
Steve Nedeau	1994-96
Brian Cox	1997-98
Ryan Barthelemy	1999-02
Daniel Wardell	2003-05
Caleb Graham	2006-07
Elih Villanueva	2008
D'Vontrey Richardson	2009
Stuart Tapley	2010-11
Ryan Valdes	2013
Matt Mulroy	2014
Derek Vail	2015
Rafael Bournigal	2018
McGuire Weaver	2019
Jackson Greene	2020-22

28	
John Mason	1967
Mike Easom	1969
Doug Kasimier	1970-71
Rick Colzie	1972
Karl Szymanski	1974
Danny O'Brien	1975
Mike Bretz	1976-79
Terrell Buckley	1990
Dean Vinson	1995
Mike Martin, Jr. - AC	1998-07
Tyler Everett	2008-11
Lee Howard	2012-14
Dylan Busby	2015-17
Casey Cribb	2018
Colton Vincent	2021-22

29	
Chester Cole	1966
Jeff Hill	1967-69
Mike Leber	1971
Jim Foxwell	1973-75
Dave Cooper	1976
John McKnight	1978
Mike Fuentes	1979-81
Bobby Alexander	1982
Chris Pinder	1984
Eric McNitt	1985
Chris Pollack	1986-87
David Sorokowski	1988-89
Brad Gregory	1990
LaWhit Lizzmore	1991-92
Billy Lawrence	1993
Tim Miller	1994
Bryan Senior	1995
Billy Brown	1996
Mike DiBlasi	1997-00
Richie Smith	2001-02
Eddie Cannon	2003-04
Barrett Browning	2005-06
Rod Delmonico - AC	2008
Rafael Lopez	2009-11

Quincy Nieporte	2015-17
Austin Pollock	2018-19
Parker Messick	2020
Sebastian Jimenez	2021-22

30	
Howard Wood	1967
Herb Sikes	1971-72
Danny O'Brien	1973-74
Bill Daniel	1975
Brad Prior	1976
Don Milner	1978
Rick Soffel	1979
Keith Parenteau	1980
Carl Ferraro	1981-82
Tommy Bryant	1983
Dru Kosco	1984-85
Ed Porcelli	1986-87
Ty Mueller	1989-93
Scott Bentley	1994
Nick Stocks	1997-99
Robby Read	2001-02
Blake Balkcom	2003
Brian Chambers	2004-07
Hunter Scantling	2009-12
Robby Coles	2013
Will Zirzow	2014-18
Antonio Velez	2019-20
Ross Dunn	2021-22

31	
Jim Helm	1967
John Keith	1969
David Marano	1978
Orson Mobley	1982-83
Paul Thomas	1986-87
Barry Johnson	1988-89
Bryan Harris	1990-93
David Yocum	1994-95
Scott Proctor	1996-98
Marshall McDougall	1999-00
Marc LaMacchia	2001-03
Jerrod Brown - AC	2005
Luke Tucker	2006-07
Ben Francis	2008
Ruairi O'Connor	2009
Kevin Jackson	2010
Gary Merians	2011
Alec Byrd	2014-17
Conor Grady	2018-21
Andrew Amaro - AC	2022

32	
Bruce Pollock	1967
Dick Gold	1969
Jim Riley	1978-79
Allen Swindle	1980-82
Loren Levy	1984
Al Ashmont	1985-86
Michael Stubbs	1988
Gar Finnold	1989-90
Dave Schumacher	1991
Paul Wilson	1992-94
Chuck Howell	1995-97
Matt Diaz	1998-99
Blair McCaleb	2000-02
Matt DiBlasi	2003-06
Casey Whitmer	2007
Matt Fairle	2008
Sherman Johnson	2009-12
Ladson Montgomery	2013-14

ALL-TIME JERSEY NUMBERS

Hayden Kelly	2015-16
Grant Stewart	2017
Logan Lacey	2020-22

33

Ed Harris	1967
Craig Skok	1969
Kevin Rigby	1978
Rick Hatcher	1979-81
Mike McLeod - AC	1982-90
Justin Rigney	1992
Charles McQuaig	1993-94
Randy Niles	1995-97
David Kelly	1998
John Halliday	1999-00
Justin Lord	2001
Kyle Patrick	2003
Trent Jarvis	2004-08
Andrew Durden	2010
Connor Nolan	2011
Bryant Holtmann	2012-15
Chase Haney	2016-20
Dylan Jacobs	2022

34

**Number retired for Dick Howser in 1988*

Bob Wooley	1966
Darrel Stewart	1967
John Franks	1969
Dick Howser - HC	1979
Keith Craig	1980-81
Tom Snyder	1982
Doug Treadway	1983-84
Paul Thomas	1985

35

Len Sullivan	1967
Dick Wiggins	1979
Keith Lyttle	1989
Jimmy Lewis	1991
Jim Rushworth	1992
Scooby Morgan	1993-96
Shawn McCorkel	1997-98
Mike Ziegler	2000
Brent Pearson	2001
Brent Marsh	2002
Hunter Jones	2003-05
Brent Marsh	2006
Nicholas Debacker	2007
Ryan Vigue	2008-09
David Trexler	2010-11
Hayden Jordan	2013
Cal Raleigh	2016-18
Carter Smith	2019-20
Cooper Nelson	2021
Houston Evans	2022

36

Mike Horn	1969
Robby Scott	2010-11
Kenny Burkhead	2013-14
Boomer Biegalski	2015
Dillon Brown	2016-17
Jonathan Foster	2018-19
Davis Hare	2020-22

37

Jim Helm	1966
Lane Green	1967
Mike Slade	1969
Jeremy Morris	1994-97
Chris Ginn	1998-01
Garrett Robinson - AC	2003
Mike Futrell - AC	2004
Neil Malpass	2006-07
Wil Breton	2011
Brandon Leibrandt	2012-14
Tim Becker	2019
JD Tease	2020
Andrew Armstrong	2021-22

38

Craig Brown	1969
Ryan McArdle	2006
Stephen Cardullo	2007-10
Adam Simmons	2011-12
Alex Deise	2015-16
Rhett Aplin	2017-18
Corey Yawn	2019
Isaiah Perry	2020-22

39

**Jersey retired for J.D. Drew in 2017*

Jim Gurzynski	1969
Dick Wiggins	1980
Chris Cawthon	1981-82
Tony Blasucci	1983
Jay Drivas	1984
Roy Eppley	1985
Danny Harrell	1986
Mike Skoutelakis	1987
Gary Painter	1989-90
Jeff Tibbitts	1991-92
Derek Reams	1993
Chuck Howell	1994
J.D. Drew	1995-97
John-Ford Griffin	1999-01

40

Harry Greene	1967
Tom Richards - AC	1969
Danny Rosen	2007
Peter Miller	2011-14
Jack Anderson	2019-21
Joe Charles	2022

41

Mike English	1967
Lane Chance	1994
Jon McDonald	1997-00
Jeremy Haynes - AC	2015
Clyde Keller - AC	2016-19
Mike Metcalf - AC	2020-22

42

Dave Langston	1967
Mike Cullen	1980-81
Tom Sailor	1982
Buddy Shaw	1983
Dave Hanselman	1984
Bill Howard	1985
Chip Drobine	1986
Ron Spyker	1987
Phil Dannunzio	1988-89
Sid Cash	1990-91
Lazer Collazo - AC	1992
Jay Kearce - AC	1993

Tommy Stewart	2002
Undra Griggs	2004
William Jackel	2005
Pete Jenkins - AC	2006-07
Brian Hoop - AC	2009-10
Jim Voyles	2014-17
Ryan Romano	2021
David Barrett	2022

43

Pete Roberts	1967
Brad Long	1979
Jay Keeler	1980-82
Vince Insogna	1983-84
Ed Fulton	1985-87
Brad Gregory	1989
Jeff Tam	1992-93
Chris Tramel	1996
Clint Byrd	1998
Trent Peterson	2001-03
Brian Kelley	2005-06
Casey Smit	2013-14
Timmy Delph	2015
Drew Parrish	2017-19
Bryce Hubbard	2020-22

44

Ronnie Traylor	1979
Tim Phillips	1980-82
Mike Loynd	1983-86
Bryan Campbell	1987
Bret Davis	1988
Pat Underhill	1989
John Nedeau	1990-93
Mike Bell	1994-95
Robert Tyree	1996
Scott Hudson	1997-99
Mark Culp	2003
Kris Castellanos	2009
Mack Waugh	2011-12
Jameis Winston	2013-14
Mike Bell - AC	2017-18
Jimmy Belanger - AC	2020-22

45

Charlie Beverly	1981
Steve Gelmine	1982-85
Steve Taddeo	1986-87
Matt Clements	1988
Chris Brock	1989-92
George Otero	1998
Drew Stilley	2003
Alex Boston	2004
Josh Spivey	2005-07
Mike Meschke	2009-10
Dylan Simmons	2020-22

46

David Smalley	1980-83
Ray Revak	1984-85
Jon McFatter - AC	1987
Scott Steinitz	1989-90
Matt Lynch	2000-03
Jack Rye	2005-08
Matt Matulia - AC	2011-12
Drew Carlton	2015-17
Gage Hutchinson	2018-19
Jake Suddreth	2020

47

Ed Howser	1980-81
Loren Levy	1982
Steve Winterling - AC	1986-91

48

Aaron Jensen	2020
Garrett Mathes	2021
Conner Whittaker	2022

49

Ken Fischer	1979-81
Al Moreya	1983
Shawn Troxel	1987
Frank Martello - AC	1988
Scott Edwards	1989-90
Charlie Cruz	1992-94

51

Steve Butler	1994-95
Reggie Griggs	1997
Glen Simon	2003-05
Scott Thorson	2007
Brandon Johnson	2011-14
Nico Baldor	2019-21

53

Jose Brizuela	2012-14
Bryan Bussey	2016-17
Leighton Alley	2021

63

Mat Nelson	2019-21
------------	---------

INDIVIDUAL CAREER STATISTICS - HITTING

Player	Season	Avg.	GP	GS	AB	R	H	2B	3B	HR	RBI	TB	SLG %	BB	HP	SO	GDP	SF	SH	SB	SBA
JARRETT, Link	1991-94	.279	276	208	988	165	276	65	4	5	121	384	.389	129	11	127	--	11	15	27	48
JARVIS, Trenton	2008	.000	2	0	3	0	0	0	0	0	1	0	.000	0	0	0	0	0	0	0	0
JERNIGAN, Karl	1998-01	.299	250	226	836	202	250	55	10	22	167	391	.468	106	61	159	22	14	7	66	86
JERNIGAN, Ryne	2005	.217	71	65	226	36	49	5	0	6	31	72	.319	19	9	47	7	3	3	4	6
JOHNSON, Brandon	2014	.000	12	0	0	0	0	0	0	0	0	0	--	0	0	0	0	0	0	0	0
JOHNSON, Cobi	2015-18	.231	7	3	13	4	3	0	1	1	7	8	.615	4	0	5	0	0	0	0	0
JOHNSON, Jay	1979	.000	4	--	1	1	0	0	0	0	0	0	.000	1	0	0	--	0	0	0	0
JOHNSON, Jonathan	1995	1.000	12	11	1	1	1	0	1	3	4	4.000	0	0	0	0	0	0	0	0	0
JOHNSON, Larry	1962-64	.279	67	59	208	36	58	12	1	4	36	84	.404	31	2	26	--	2	3	6	--
JOHNSON, Sherman	2009-12	.298	228	200	755	176	225	53	2	17	146	333	.441	180	18	132	10	7	6	21	27
JOHNSTON	1961	.000	7	--	4	0	0	0	0	0	0	0	.000	0	--	1	--	--	--	0	--
JONES, Greg	1976-78	.255	83	--	137	36	35	5	3	1	15	49	.358	28	2	43	--	3	3	12	19
JONES, Hunter	2003	.000	2	0	2	0	0	0	0	0	0	0	.000	0	1	0	0	0	0	0	0
JONES, Jimmy	1982-85	.296	266	--	695	161	206	38	1	41	198	369	.531	156	4	124	--	7	3	18	25
JORDAN, Bobby	1967	.129	--	--	31	2	4	2	0	0	3	6	.194	3	--	4	--	--	--	0	--
JORDAN, Grady	1992-93	.280	76	63	193	57	54	8	2	3	19	75	.389	32	3	53	--	0	7	32	38
KANE, Matt	2009	.500	2	0	2	2	1	0	0	0	0	1	.500	1	0	0	0	0	0	0	0
KANELL, Danny	1993-94	.192	28	1	26	3	5	0	0	1	5	8	.308	1	0	5	--	1	0	0	0
KASTMIER, Doug	1968-71	.260	54	--	331	48	86	13	5	7	45	130	.393	32	--	62	--	--	--	8	--
KECK	1980	.222	63	--	9	7	2	0	0	0	3	2	.222	1	0	1	--	0	0	0	0
KEITH, John	1969-71	.212	10	--	151	14	32	3	1	1	16	40	.265	11	--	25	--	--	--	0	--
KELLER, Clyde	1988-89	.278	111	--	421	87	117	15	5	6	69	160	.380	73	4	86	--	2	7	22	17
KELLEY, Brian	2006	1.000	2	0	1	0	1	0	0	0	1	1	1.000	0	0	0	0	0	0	0	0
KELLOGG, Bob	1974-75	.333	24	--	18	10	6	2	0	0	2	8	.444	5	0	0	--	0	0	0	0
KELLY, Hayden	2015-16	.192	32	1	26	7	5	3	0	1	6	11	.423	5	7	14	2	0	0	0	0
KENNEDY, Terry	1975-77	.352	130	--	457	110	161	44	4	30	118	303	.663	67	7	68	--	7	0	2	6
KENNEY, Fred	1956-58	.192	23	1	26	3	5	0	0	0	3	5	.192	0	--	8	--	--	--	0	--
KIDD, Keith	1985-86	.266	93	--	154	49	41	7	0	8	31	72	.468	23	0	33	--	3	4	12	14
KIMBALL, Ricky	1991	.000	24	--	2	0	0	0	0	0	0	0	.000	0	0	0	--	0	0	0	0
KIMS, Ronald	1953	.091	8	--	11	3	1	0	0	0	--	1	.091	--	--	--	--	--	--	--	--
KING, John	1959-60	.263	33	--	95	10	25	2	0	0	13	27	.284	13	--	12	--	--	--	3	--
KINNEY, Matthew	2016	.000	1	0	0	0	0	0	0	0	0	0	.000	0	0	0	1	0	0	0	0
KIRKLAND, Doug	2020	.333	4	2	6	1	2	1	0	0	1	3	.500	0	0	3	0	0	0	0	0
KLOSTERMAN, Jeremiah	1996-99	.293	193	122	501	80	147	30	2	13	105	220	.439	83	17	68	11	5	3	1	1
KNIEF, Brett	2013-14	.289	96	62	246	42	71	10	2	3	36	94	.382	28	10	48	8	4	10	5	6
KNIGHT, Godfrey	1948, 50	.083	10	7	12	3	1	0	0	0	0	1	.083	2	--	2	--	--	--	0	--
KOCH, Dale	1957-59	.302	61	--	215	34	65	9	2	3	58	87	.405	25	--	9	--	--	--	5	--
KOLE, Curt	1975	.184	29	--	38	5	7	2	0	0	1	9	.237	7	0	--	--	1	2	1	2
KOSCO, Drew	1984-85	.273	94	--	183	37	50	9	0	6	31	77	.421	23	1	35	--	2	0	0	1
KRAFT, Brian	2000	.125	10	0	8	2	1	0	0	0	1	1	.125	1	0	3	0	0	0	0	0
KRAMER, Emerson	1948	.000	4	3	9	0	0	0	0	0	0	0	.000	2	--	3	--	--	--	0	--
KRAMER, G.	1952	.000	1	--	1	0	0	0	0	0	0	0	.000	0	--	0	--	--	0	0	--
KULL, Bob	1964-65	.222	9	--	9	1	2	0	0	0	1	2	.222	1	--	1	--	--	--	0	--
KWIATKOWSKI, Clayton	2017-19	.000	1	0	1	0	0	0	0	0	0	0	.000	0	0	0	0	0	0	0	0
LACEY, Logan	2020-21	.306	61	54	222	45	68	17	0	11	40	118	.532	15	9	47	2	0	3	6	6
LACY, Mark	1981-82	.357	128	--	431	114	154	30	9	30	109	292	.677	81	3	55	--	6	2	4	7
LANFORD, Ernie	1958-60	.289	45	--	114	17	33	1	2	0	19	38	.333	12	--	17	--	--	--	1	--
LANGFORD, Rick	1973	.295	59	--	237	43	70	7	3	6	39	164	.692	13	2	33	--	3	0	12	18
LANIER, T.J.	1949-50	.188	7	2	16	1	3	1	0	0	4	4	.250	0	0	0	--	0	--	0	--
LANIGAN, Bob	1949	.000	--	--	4	0	0	0	0	0	0	0	.000	0	0	3	--	0	--	0	--
LAWRENCE, Gary	1965-66	.276	60	--	145	19	40	5	2	0	23	49	.338	20	--	17	--	--	--	4	--
LEBER, Mike	1970-71	.280	37	--	118	23	33	3	0	2	15	42	.356	24	--	13	--	--	--	6	--
LEDBETTER, Jeff A.	1983-84	.213	32	--	75	11	16	2	0	4	12	30	.400	8	0	24	--	0	0	0	--
LEDBETTER, Jeff S.	1979-82	.346	262	--	968	285	335	62	8	97	346	704	.727	177	7	124	--	15	1	16	25
LEE, Larry	1973	.229	26	--	70	10	16	16	0	3	7	41	.586	10	0	23	--	1	2	4	5
LEIBRANDT, Brandon	2014	.000	6	6	0	0	0	0	0	0	0	0	--	0	0	0	0	0	0	0	0
LEVY, Loren	1982	.000	2	--	0	0	0	0	0	0	0	0	--	1	0	0	--	0	0	0	0
LEWIS, Greg	1982	.000	4	--	0	1	0	0	0	0	0	0	--	1	0	0	--	0	0	0	0
LEWIS, Jimmy	1991	.000	15	--	1	0	0	0	0	0	0	0	.000	0	0	0	--	0	0	0	0
LEWIS, Richie	1986-87	.200	7	--	5	3	1	0	0	0	0	1	.200	1	0	1	--	0	0	0	0
LEWIS, Ronald	1987	.247	65	--	194	43	48	5	3	2	24	65	.335	22	2	52	--	1	5	34	38
LEZCANO, Carlos	1974-77	.278	219	--	742	157	206	36	8	23	141	327	.441	78	3	101	--	16	3	41	50
LiBRANDT, John	1972-73	.310	126	--	445	91	138	78	9	7	95	255	.573	86	3	43	--	4	0	20	16
LICATA, Joe	1981	.331	76	--	275	48	91	21	1	11	63	147	.535	27	3	34	--	7	1	1	3
LIEBSACK, Tony	1991-92	.280	112	46	261	51	73	13	1	1	37	91	.349	40	9	33	--	3	5	8	17
LITTLE, Doug	1986	.429	5	--	14	4	6	1	0	0	5	7	.500	3	--	1	--	1	0	0	0
LITWHILER, Woody	1962-63	.105	16	--	19	4	2	0	0	0	2	2	.105	3	--	3	--	--	--	0	--
LOCKARD, Ed	1950-53	.189	28	9	74	11	14	2	0	0	5	16	.216	3	--	5	--	--	--	0	--
LOFTIN, Jim	1963	.429	22	--	42	5	18	3	0	0	3	21	.500	1	--	11	--	--	--	5	--
LONG, Max	1953-56	.304	29	5	148	27	45	1	3	1	16	55	.372	--	--	--	--	--	--	--	--



INDIVIDUAL CAREER STATISTICS - HITTING

Player	Season	Avg.	GP	GS	AB	R	H	2B	3B	HR	RBI	TB	SLG %	BB	HP	SO	GDP	SF	SH	SB	SBA
LONG, Wayne	1956-57	.000	2	0	1	1	0	0	0	0	0	0	.000	0	--	0	--	--	--	5	--
LOPEZ, Mickey	1993-95	.286	202	193	724	163	207	41	14	10	116	306	.423	94	16	118	3	10	10	82	102
LOPEZ, Rafael	2009-11	.300	165	149	513	106	154	33	1	13	90	228	.444	74	18	94	9	9	9	10	14
LOTT, George	1969	.250	--	--	40	2	10	3	0	0	5	13	.325	0	--	13	--	--	--	0	--
LUECK, Jackson	2016-18	.302	163	148	572	123	173	29	3	28	134	292	.510	86	25	146	8	10	3	11	14
LUGO, Jose	1974	.194	33	--	103	9	20	0	0	0	12	20	.194	8	1	9	--	1	0	1	1
LUKER, John	1949	.000	--	--	1	0	0	0	0	0	0	0	.000	0	0	0	--	0	--	0	--
LYNCH, Kevin	2002-04	.375	8	1	8	1	3	0	0	1	1	6	.750	0	0	1	0	0	0	0	0
LYNCH, Matt	2003	.000	1	0	1	0	0	0	0	0	0	0	.000	0	0	1	0	0	0	0	0
LYTTLE, Jim	1966	.324	52	--	222	58	72	9	6	13	51	132	.595	27	--	34	--	--	--	17	--
LYTTLE, Keith	1989	.000	7	--	3	0	0	0	0	0	0	0	.000	0	0	1	--	0	0	0	0
MADDOX, Emery	1949	.115	--	--	26	5	3	0	0	0	1	3	.115	3	1	2	--	0	--	1	--
MADISON, Rick	1960-62	.291	66	--	223	57	65	12	5	7	39	108	.484	32	--	36	--	--	--	18	--
MAIER, Marty	1973-74	.224	59	--	170	17	38	7	0	0	21	45	.265	21	0	24	--	2	4	3	7
MALONE, Ryne	2004-06	.306	202	183	706	161	216	51	8	31	167	376	.533	113	21	154	8	19	9	28	38
MANASA, Brandon	2003-05	.165	98	7	91	22	15	1	1	0	8	18	.198	15	1	22	2	0	1	2	45
MANGHAM, Eric	1984-86	.309	196	--	566	159	175	22	8	19	109	269	.475	112	3	90	--	5	13	66	94
MANGIN, Hal	1957	.500	3	--	4	1	2	0	0	0	0	2	.500	0	--	0	--	--	--	0	--
MANGIN, Harold	1961-62	.331	51	--	181	34	60	10	3	1	28	79	.436	17	--	17	--	--	--	6	--
MANLEY, Tom	1989	.000	12	--	11	1	0	0	0	0	1	0	.000	4	0	2	--	0	1	0	0
MANN, Ed	1953-54	.500	3	--	26	3	13	0	0	1	1	16	.615	--	--	--	--	--	--	--	--
MARANO, David	1978	.500	3	--	2	1	1	0	0	0	1	1	.500	1	0	1	--	0	0	0	0
MARCINCZYK, T.R.	1993	.259	35	9	54	11	14	4	0	3	15	27	.500	9	0	20	--	0	0	1	2
MARCONCINI, Chris	2015	.229	48	45	144	24	33	7	0	7	36	61	.424	40	8	36	1	2	0	1	3
MARKS, Steve	1965-66	.167	10	--	18	2	3	0	0	0	0	3	.167	2	--	6	--	--	--	0	--
MARSHALL, Jimmy	2007-09	.429	5	0	7	3	3	1	0	0	0	4	.571	0	0	2	0	0	0	0	0
MARTIN Jr., Mike	1993-95	.272	208	207	679	136	185	44	1	20	148	291	.429	140	19	92	3	24	11	35	52
MARTIN, Mike	1965-66	.354	74	--	268	60	95	8	7	8	62	141	.526	38	--	27	--	--	--	13	--
MARTIN, Neil	1958-61	.363	61	--	190	54	69	11	4	3	24	97	.511	66	--	37	--	--	--	6	--
MARTIN, Robby	2019-21	.293	134	128	499	86	146	29	1	15	119	222	.445	74	6	132	14	9	1	4	5
MARTIN, Tyler	2020-21	.287	72	69	251	71	72	11	1	2	35	91	.363	62	18	31	2	4	2	7	9
MARTINEZ, Lionel	1980-81	.334	140	--	476	163	159	29	5	11	85	231	.485	155	3	52	--	5	4	24	31
MARTINEZ-ESTEVE, Eddy	2003-04	.379	120	117	456	98	173	39	4	28	124	304	.667	59	12	86	8	7	0	10	15
MARZAN, Jose	1984-87	.312	269	--	978	244	305	59	12	35	192	495	.506	161	7	120	--	19	14	98	123
MASON, John	1967-68	.274	33	--	201	37	55	6	3	6	30	85	.423	24	--	34	--	--	--	12	--
MASTIN, Steve	1968	.200	14	--	35	7	7	4	1	1	6	16	.457	6	--	14	--	--	--	0	--
MATHES, Garret	2021	.190	15	5	21	3	4	0	0	0	0	4	.190	2	2	9	0	0	0	0	0
MATHIS, Lonnie	1969	.000	--	--	1	1	0	0	0	0	0	0	.000	1	--	0	--	--	--	0	--
MATTHEWS, Floyd	1969	.211	--	--	38	5	8	1	0	0	0	9	.237	8	--	7	--	--	--	2	--
MAXIE, Kyle	2006	.155	38	11	58	7	9	1	0	0	4	10	.172	11	3	21	3	0	0	1	2
MAYFIELD, Henry	1996-98	.248	96	15	125	31	31	6	0	1	19	40	.320	39	4	24	2	1	0	5	7
McARDLE, Jim	1976-77	.258	95	--	302	65	78	10	2	3	41	101	.334	49	1	44	--	1	2	15	19
McARDLE, Ryan	2006	.279	35	12	61	9	17	2	0	2	8	25	.410	5	1	16	0	1	1	0	1
McBRIDE, Clyde	1963	.200	24	--	30	6	6	2	0	0	7	8	.267	5	--	9	--	--	--	5	--
McBRYDE, Monty	1964-65	.290	53	--	155	40	45	5	1	2	26	58	.374	27	--	27	--	--	--	11	--
McCALEB, Blair	2000-02	.253	168	122	423	87	107	23	0	9	88	157	.371	88	25	71	8	4	7	1	4
McCARRON, Owen	1955-58	.328	78	24	344	89	113	7	6	2	29	138	.401	19	3	30	--	1	--	37	--
McCLAIN, Justin	2000	.333	12	0	12	2	4	0	0	0	0	4	.333	0	0	1	1	0	0	0	0
McCLELLAN, Chad	1986	.180	48	--	61	7	11	2	0	1	12	16	.262	8	--	11	--	0	3	1	2
McCORKEL, Shawn	1997-98	.234	71	43	167	41	39	8	0	8	30	71	.425	14	5	41	0	1	6	11	12
McCORMICK, Gene	1958, 1960	.400	26	--	45	18	18	3	0	2	13	27	.600	2	--	6	--	--	--	5	--
McCRAV, Kevin	1992-93	.257	114	53	214	45	55	13	1	7	41	91	.425	51	7	53	--	2	3	5	11
McDONALD, Blane	1978	.393	60	--	201	42	79	9	3	4	39	106	.527	30	2	17	--	2	2	3	4
McDOUGALL, Marshall	1999-2000	.383	143	143	596	186	228	49	8	43	173	422	.708	86	13	87	7	5	1	36	46
McGEE, Mike	2008-11	.341	249	234	842	219	287	57	5	52	245	510	.606	154	21	191	23	12	11	28	37
McGEE, Stephen	2010-13	.258	160	132	431	87	111	30	1	9	97	170	.394	124	27	75	16	14	5	6	10
McGLONE, Rick	1975-77	.229	97	--	245	41	56	8	1	10	46	96	.392	55	3	45	--	5	3	0	1
McKELVY, Lynn	1950	.257	11	9	35	11	9	0	0	0	5	9	.257	--	--	--	--	--	--	0	--
McKINNEY, Joe	1965	.172	14	--	29	5	5	1	1	1	5	11	.379	3	--	3	--	--	--	0	--
McNEESE, John	1991	.000	5	--	0	0	0	0	0	0	0	0	--	1	0	0	--	0	0	0	0
McQUADE, Tony	2001-03	.343	151	127	501	143	172	46	7	19	106	289	.577	106	7	110	9	8	2	33	41
McQUAIG, Charles	1994	.000	1	0	0	0	0	0	0	0	0	0	--	1	0	0	--	0	0	0	0
McQUEEN, Barry	1971	.000	13	--	17	1	0	0	0	0	0	0	.000	3	--	7	--	--	--	0	--
McSHANE, Ray	1960-62	.228	28	--	57	6	13	2	0	0	6	15	.263	7	--	15	--	--	--	0	--
MEARS, Wayne	1975	.243	52	--	173	27	42	7	5	5	30	74	.428	14	1	--	--	5	2	4	7
MEJIA, Ryan	2017	.333	10	0	9	1	3	0	0	0	4	3	.333	1	0	0	0	0	0	0	0
MELTON, Ronald	1949-52	.323	50	35	282	56	91	12	3	3	40	118	.418	8	0	5	--	0	2	9	--
MENDOZA, Drew	2017-19	.300	170	170	596	137	179	38	3	33	133	322	.540	146	14	184	13	10	2	8	11
MESCHKE, Mike	2009-10	.298	59	16	94	23	28	10	0	3	23	47	.500	19	0	25	2	1	0	0	0
MESSICK, Parker	2021	.225	13	10	40	3	9	0	0	1	5	12	.300	2	1	15	0	0	0	0	0



INDIVIDUAL CAREER STATISTICS - HITTING

Player	Season	Avg.	GP	GS	AB	R	H	2B	3B	HR	RBI	TB	SLG %	BB	HP	SO	GDP	SF	SH	SB	SBA
MEWBOURNE, Roy	1965-67	.261	40	--	207	33	54	4	4	2	28	72	.348	33	--	16	--	--	--	12	--
MIENTKIEWICZ, Doug	1993-95	.348	209	208	715	189	249	55	5	35	190	419	.586	174	10	94	2	10	9	27	34
MILLER, Darren	2015-16	.259	87	50	193	30	50	12	0	2	30	68	.352	36	6	50	7	1	0	3	8
MILLER, Justin	2002	.000	1	0	1	0	0	0	0	0	0	0	.000	0	0	0	0	0	0	0	0
MILLER, Peter	2011-12, 14	.500	28	7	8	1	4	1	0	0	3	5	.625	1	0	1	0	0	0	0	0
MILLER, Seth	2011-13	.230	171	115	417	73	96	26	6	4	60	146	.350	60	26	103	8	7	8	16	22
MILLS, Billy "Cooter"	1951-54	.313	48	0	252	71	79	4	3	0	25	89	.353	23	--	10	--	--	2	8	--
MILNER, Don	1978-79	.275	111	--	338	76	93	13	5	12	64	152	.450	61	9	54	--	6	2	11	14
MITCHELL, Bert	1982-84	.252	132	--	123	37	31	4	0	0	15	35	.285	17	4	19	--	3	1	8	14
MOATES, Dave	1969	.258	--	--	213	45	55	2	7	1	21	74	.347	24	--	20	--	--	--	23	--
MOBLEY	1982	.375	10	--	8	4	3	0	0	0	2	3	.375	2	0	1	--	1	0	0	0
MOBLEY, David	1977-79	.293	161	--	546	111	160	20	0	30	115	270	.495	53	1	96	--	7	4	5	7
MONTGOMERY, Ladson	2013-14	.291	53	5	55	4	16	2	0	0	7	18	.327	9	4	4	0	0	0	0	0
MOORE, Tom	1954	.214	--	--	42	4	9	1	0	0	7	10	.238	--	--	--	--	--	--	--	--
MORALES, Richie	2021	.000	4	1	5	0	0	0	0	0	0	0	.000	0	0	3	0	0	0	0	0
MORGAN, Jack	1953	.149	17	--	47	12	7	2	0	0	--	9	.191	--	--	--	--	--	--	--	--
MORGAN, Steven	1994-96	.311	100	60	148	29	46	7	1	13	42	94	.635	21	3	4	3	2	2	3	5
MORRIS, Jeremy	1994-97	.336	272	253	899	222	302	78	12	46	273	542	.603	146	7	133	22	17	5	61	85
MOSS, Rick	1970-71	.167	4	--	12	5	2	0	0	0	0	2	.167	5	--	6	--	--	--	1	--
MUCHOWICZ, Harold	1957	.000	3	--	2	1	0	0	0	0	0	0	.000	1	--	1	--	--	--	0	--
MUELLER, Ty	1989, 1991-93	.285	235	124	712	121	203	47	4	25	136	333	.468	87	15	184	--	8	11	36	54
MULLEN, Les	1950-51	.284	50	22	176	35	50	6	4	1	29	67	.381	14	--	8	--	--	2	4	--
MULROY, Mike	2014	.000	4	0	2	2	0	0	0	0	1	0	.000	0	0	0	0	1	0	0	0
MURPHY, Dago	1948	.273	16	16	66	18	18	3	2	2	14	31	.470	12	--	10	--	--	--	9	--
MURRAY, Don	1964	.333	6	--	9	0	3	1	0	0	4	4	.444	0	--	3	--	--	--	0	--
NAVARRO, Ray	2009	.286	6	0	7	1	2	0	0	0	2	2	.286	1	0	2	0	0	0	0	0
NEDEAU, John	1992	.333	19	0	3	1	1	1	0	0	0	2	.667	0	0	2	--	0	0	0	0
NEDEAU, Steve	1993-96	.293	194	103	393	79	115	16	5	2	47	147	.374	48	1	36	8	5	8	26	35
NEDIN, Tim	1989	.000	19	--	1	0	0	0	0	0	0	0	.000	0	0	1	--	0	0	0	0
NELSON, Carl	1959-60	.059	14	--	17	3	1	0	0	0	0	1	.059	1	--	4	--	--	--	0	--
NELSON, Mat	2019-21	.300	127	122	410	98	123	29	0	30	109	242	.590	72	32	128	6	8	10	10	15
NEMEROFF, Harvey	1974-75	.000	11	--	4	1	0	0	0	0	0	0	.000	1	0	0	--	0	0	0	0
NETTLES, Ronald	1948-51	.183	38	34	120	22	22	4	0	0	14	26	.217	17	0	10	--	0	--	4	--
NEWMAN, George	1948	.000	1	0	1	0	0	0	0	0	0	0	.000	0	--	0	--	--	--	0	--
NICHOLS, Dave	1969-72	.305	114	--	701	183	214	32	15	11	97	309	.441	144	--	122	--	--	--	82	--
NICHOLS, Dick	1968	.250	8	--	4	0	1	0	0	0	1	1	.250	2	--	0	--	--	--	0	--
NICHOLS, Gary	1963-65	.283	96	--	297	72	84	17	4	7	54	130	.438	42	--	53	--	--	--	5	--
NIEPORTE, Quincy	2015-17	.300	183	176	664	102	199	43	0	23	168	311	.468	59	31	69	21	16	4	3	5
NILES, Jack	1993-94	.265	113	67	234	49	62	9	2	3	43	84	.359	27	10	53	--	2	12	14	22
NOGOWSKI, John	2012-14	.282	171	140	511	104	144	28	3	9	105	205	.401	91	23	80	18	9	4	7	15
NOWLIN, Klyne	1951-53	.125	9	0	8	4	1	0	0	0	0	1	.125	2	--	3	--	--	1	1	--
O'BRIEN, Danny	1973, 75	.333	44	--	12	1	4	4	0	0	4	8	.667	0	0	4	--	0	1	0	0
O'BRIEN, Sean	2011-12	.256	35	4	43	3	11	2	0	1	9	16	.372	2	0	9	1	2	0	0	0
O'CONNOR, Ruairi	2005-09	.265	150	63	257	56	68	19	0	6	51	105	.409	33	8	45	10	3	4	6	9
O'DELL, Bo	2007-08	1.000	2	0	1	1	1	0	0	0	0	1	1.000	0	0	0	0	0	0	0	0
OLSON, Phil	1994-95	.000	40	0	3	0	0	0	0	0	0	0	.000	0	0	3	0	0	0	0	0
OPPENHEIM, Steve	1972	.000	5	--	1	0	0	0	0	0	0	0	.000	0	--	1	--	--	--	0	--
ORAVETZ, Tommy	2006-09	.297	226	113	481	95	143	32	6	13	93	226	.470	80	40	100	13	8	6	3	3
OSBURN, Pat	1970	.167	--	--	42	5	7	1	0	0	1	8	.190	7	--	8	--	--	--	0	--
OTERO, George	1998	.217	47	21	83	21	18	3	2	2	12	31	.373	17	0	22	1	1	0	3	4
OWENS, Jackson	2015	.286	9	0	7	5	2	0	0	0	1	2	.286	0	1	0	0	1	0	0	0
PACETTI, Joe	1985	.333	29	--	15	12	5	1	1	0	5	8	.533	1	0	3	--	0	0	2	2
PADGETT, Al	1948	.170	16	14	53	4	9	0	0	0	3	9	.170	5	--	4	--	--	--	3	--
PAINTER, Gary	1990	.000	10	--	1	0	0	0	0	0	0	0	.000	0	0	1	--	0	0	0	0
PARKER, Billy	1948-50	.237	18	16	93	16	22	3	1	0	4	27	.290	9	0	20	--	0	--	8	--
PARKER, Brad	1988-90	.304	189	--	670	145	204	41	2	27	170	329	.491	91	14	111	--	7	2	26	40
PARKER, Derek	1979	.000	3	--	1	0	0	0	0	0	0	0	.000	0	0	0	--	0	0	0	0
PARKER, Geoff	2009	.250	3	0	4	0	1	0	0	0	0	1	.250	0	0	1	0	0	0	0	0
PATTERSON, Craig	1978-79	.373	123	--	467	113	174	23	8	13	106	252	.540	63	1	26	--	10	1	23	28
PEACHER, Brant	2004-05	.314	96	56	223	41	70	14	0	6	40	102	.457	24	5	45	6	4	3	4	5
PERES, Ed	1973	.000	6	--	0	0	0	0	0	0	0	0	--	0	0	0	--	0	0	0	0
PEREZ, Eduardo	1989-91	.328	206	--	641	160	210	30	4	15	118	293	.457	82	18	128	--	8	10	63	86
PERRY, Isaiah	2020-21	.250	24	4	20	7	5	2	0	1	1	10	.500	2	1	9	0	0	0	1	1
PETREY, Donovan	2016-17	.233	70	21	103	20	24	4	0	1	12	31	.301	19	6	15	4	0	2	2	2
PHILP, Jerry	1957-58	.333	39	--	141	33	47	4	2	4	27	67	.475	12	--	11	--	--	--	7	--
PINKERMAN, Charlie	1958	.143	14	--	14	2	2	0	0	0	0	2	.143	5	--	1	--	--	--	0	--
POMPELIA, Augie	1950-51	.293	37	37	150	39	44	3	1	4	24	61	.407	--	--	--	--	--	--	--	--
PORCELLI, Ed	1986-87	.333	3	--	3	2	1	0	0	0	0	1	.333	0	0	0	--	0	0	0	0
PORTER, Tom	1968-70	.263	6	--	80	21	21	3	1	0	8	26	.325	24	--	12	--	--	--	10	--
POSEY, Buster	2006-08	.398	195	194	749	213	298	56	8	33	206	469	.626	127	13	101	24	10	9	18	25

INDIVIDUAL CAREER STATISTICS - HITTING

<i>Player</i>	<i>Season</i>	<i>Avg.</i>	<i>GP</i>	<i>GS</i>	<i>AB</i>	<i>R</i>	<i>H</i>	<i>2B</i>	<i>3B</i>	<i>HR</i>	<i>RBI</i>	<i>TB</i>	<i>SLG %</i>	<i>BB</i>	<i>HP</i>	<i>SO</i>	<i>GDP</i>	<i>SF</i>	<i>SH</i>	<i>SB</i>	<i>SBA</i>
POSEY, Cory	2000	.167	9	0	6	0	1	0	0	0	0	2	.333	0	0	3	0	0	0	0	0
POSEY, Jack	2008-09, 11	.227	101	53	211	34	48	9	0	7	45	78	.370	32	6	50	6	6	5	0	1
PRICE, Dave	1971-73	.094	37	--	32	4	3	0	1	0	2	5	.156	10	0	11	--	0	1	0	0
PROBST, Jeff	2001-02	.243	95	55	230	46	56	14	2	2	34	80	.348	32	9	52	6	2	4	4	6
RALEIGH, Cal	2016-18	.282	194	193	723	140	204	50	3	32	143	356	.492	132	8	128	22	9	1	4	6
RALSTON, Jim	1950	.000	2	0	2	0	0	0	0	0	0	0	.000	--	--	--	--	--	--	0	--
RAMSEY, Craig	1978-81	.267	172	--	483	106	129	29	4	12	87	202	.418	80	12	81	--	7	4	18	24
RAMSEY, James	2009-12	.339	245	209	781	212	265	48	15	34	202	445	.570	157	31	160	8	20	6	33	42
RANEW, Cliff	1964-65	.090	26	--	78	12	7	3	2	0	11	14	.179	6	--	17	--	--	--	0	--
RAU, Rocky	1989-90	.242	112	--	260	53	63	8	1	0	39	73	.281	43	2	48	--	3	1	22	28
READ, Robby	2002	.000	0	0	1	0	0	0	0	0	0	0	.000	0	0	1	0	0	0	0	0
READY, Gene	1964	.000	2	--	0	0	0	0	0	0	1	0	--	0	--	0	--	--	--	0	--
REAMS, Derek	1993	.429	13	0	14	2	6	1	0	0	5	7	.500	1	0	7	--	0	0	0	0
REBOIN, Bob	1989-90	.340	83	--	212	47	72	10	0	2	26	88	.415	32	5	23	--	4	6	16	25
REED, Jim	1963-64	.268	73	--	298	69	80	6	0	0	20	86	.289	43	--	33	--	--	--	19	--
REED, Jody	1983-84	.323	147	--	570	177	184	45	3	15	98	280	.491	136	10	43	--	6	1	56	70
REIBLING, Mike	1967-69	.185	4	--	27	2	5	0	0	0	1	5	.185	3	--	10	--	--	--	0	--
REICHERT, Brandon	2007	.311	62	62	225	43	70	16	0	3	51	95	.422	17	7	26	9	2	5	1	2
RHINO, David	1982	.256	48	--	90	21	23	3	1	2	17	34	.378	12	1	14	--	0	0	0	0
RICE, Loren	1951	1.000	1	0	1	1	1	0	0	1	1	4	4.000	--	--	--	--	--	--	--	--
RICE, Marty	1971-73	.228	47	--	101	10	23	6	1	1	13	34	.337	5	0	20	--	0	1	0	0
RICHARDSON, D'Vontrey	2007, 09	.333	97	57	210	64	70	11	4	2	30	95	.452	19	10	55	7	3	0	4	7
RICHIE, Todd	2003	.366	58	68	265	60	97	26	0	12	78	159	.600	43	2	35	3	5	0	5	7
RICHIE, Tony	2001-02	.325	128	123	455	86	148	32	3	16	107	234	.514	29	11	85	17	11	3	2	2
RICHMOND, Kevin	2002-03	.227	77	15	110	33	25	3	0	0	18	28	.255	15	0	28	6	2	1	1	3
RIGBY, Kevin	1978	.348	29	--	69	15	24	2	0	0	14	26	.377	7	1	5	--	3	2	2	2
RIGNEY, Justin	1992	.180	31	11	61	12	11	2	0	2	7	19	.311	8	2	20	--	0	0	3	3
ROATCHE, Dan	1970-72	.284	73	--	218	36	62	11	3	8	39	103	.472	46	--	44	--	--	--	0	--
ROBERTS, Chris	1990-92	.301	205	66	677	139	204	48	7	32	175	362	.535	84	4	126	--	10	8	39	55
ROBINSON	2002	.200	15	0	5	4	1	1	0	0	2	2	.400	0	0	1	0	0	0	0	1
ROBINSON, Kenny	1991	1.000	18	--	1	0	1	0	0	0	0	1	1.000	0	0	0	--	0	0	0	0
ROBINSON, Matt	1982-83	.276	145	--	416	89	115	17	4	2	58	146	.351	92	4	45	--	5	9	12	19
ROBINSON, Shane	2004-06	.357	206	206	830	227	296	58	9	14	117	414	.499	119	27	86	16	8	4	100	112
RODGERS, Charlie	1958-59	.240	49	--	192	46	46	5	4	3	32	68	.354	22	--	36	--	--	--	3	--
RODRIGUEZ, Carlos	1975	.264	37	--	91	16	24	6	1	0	13	32	.352	7	0	--	--	0	0	2	4
RODRIGUEZ, Raul	2004	.000	9	0	5	1	0	0	0	0	0	0	.000	2	0	2	1	0	0	0	0
ROGERS, Nick	2001-02	.339	124	116	442	112	150	39	3	14	107	237	.536	71	15	87	7	12	1	39	53
ROJAS, Louis	2004	.200	15	0	10	5	2	0	0	0	1	2	.200	8	0	6	0	0	0	0	0
ROMAN, Eric	2001	.000	1	0	1	0	0	0	0	0	0	0	.000	0	0	0	0	0	0	0	0
ROMANO, Ryan	2021	.170	22	13	53	8	9	0	0	0	4	9	.170	4	6	20	2	0	1	2	3
RONAN, Marc	1988-90	.323	206	--	725	196	234	42	4	18	145	240	.331	151	15	93	--	9	8	95	116
ROSA, Tom	1972-73	.328	108	--	412	73	135	75	5	1	35	223	.541	62	0	47	--	1	2	9	4
ROSELL, Robert	1956-57	.289	54	18	152	27	44	7	1	0	26	53	.349	11	2	3	--	2	1	9	--
ROSS, Henry	1959-61	.333	31	--	51	11	17	4	0	0	6	21	.412	18	--	8	--	--	--	1	--
ROSS, Jack	1960, 62	.262	28	--	42	5	11	1	0	0	3	12	.286	9	--	4	--	--	--	0	--
ROUNTREE, George	1962-64	.253	59	--	170	25	43	4	3	1	20	56	.329	15	--	15	--	--	--	5	--
RUDI, Mike	1987	.226	22	--	31	3	7	0	0	1	7	10	.323	7	1	10	--	0	0	0	1
RYE, Jack	2005-08	.354	257	244	882	191	312	57	3	31	190	468	.531	162	17	107	15	20	16	36	77
SAFERIGHT, Harry	1970-71	.287	54	--	359	58	103	12	7	12	81	165	.460	40	--	42	--	--	--	4	--
SAILOR, Tom	1982	.000	14	--	4	3	0	0	0	0	0	0	.000	1	0	1	--	0	0	1	1
SALAZAR, Jeremy	1995-98	.303	224	176	680	148	206	49	2	33	172	358	.526	72	11	125	19	11	4	5	13
SALVATORE, Mike	2018-19	.294	127	127	503	99	148	31	5	8	78	213	.423	68	13	50	11	10	4	14	20
SANCHEZ, Alec	2019	.225	40	10	71	10	16	1	0	0	6	17	.239	7	0	15	1	1	0	2	2
SANDERS, Chuck	1952-53	.200	12	--	25	1	5	0	0	0	1	5	.200	4	--	4	--	--	1	1	--
SANDERS, Deion	1987	.267	60	--	210	41	56	8	4	3	21	81	.386	21	4	31	--	1	2	27	36
SANSONE, John	2013-16	.273	251	249	894	192	244	65	0	21	174	372	.416	126	65	215	16	11	14	19	29
SARRON, Pete	1965-66	.635	87	--	148	56	94	15	4	6	51	135	.912	27	--	30	--	--	--	9	--
SAULS, Mark	2003-04, 06	.271	70	67	221	48	60	8	1	1	33	73	.330	48	9	44	5	4	6	15	17
SAULS, Matt	2003	.268	60	59	190	46	51	9	2	5	36	79	.416	32	11	50	2	0	9	14	17
SAUNDERS, Bill	1976	.000	1	--	0	0	0	0	0	0	0	0	--	0	0	0	--	0	0	0	0
SAXNER, Steve	1985-86	.271	92	--	140	38	38	4	0	8	35	66	.471	47	0	33	--	3	0	2	4
SCANTLING, Hunter	2009, 11-12	.333	3	1	3	0	1	0	0	0	0	1	.333	1	0	2	0	0	0	0	0
SCARCE, Mac	1970-71	.182	29	--	11	0	2	0	0	0	0	2	.182	0	--	3	--	--	--	0	--
SCARCE, Mike	1971-72	.200	41	--	10	0	2	0	1	0	2	4	.400	0	--	2	--	--	--	0	--
SCHAFER, Glayden	1954	.600	--	--	5	3	3	1	0	0	1	4	.800	--	--	--	--	--	--	--	--
SHELLER, Jim	1970	.152	--	--	33	4	5	1	0	0	3	6	.182	6	--	3	--	--	--	0	--
SCHIMCHAK, Ken	1977-79	.283	87	--	205	48	58	9	0	8	34	91	.444	32	2	26	--	2	3	8	11
SCHMITZ, Mike	1993	.307	60	53	192	39	59	8	1	13	43	108	.563	21	5	36	--	2	1	5	11
SCHNUTE, Greg	1968-70	.239	17	--	230	46	55	10	4	2	23	79	.343	57	--	49	--	--	--	17	--
SCHROEFFEL, Scott	1993-94	.306	111	73	268	58	82	15	5	2	36	113	.422	55	3	36	--	1	7	22	35



INDIVIDUAL CAREER STATISTICS - HITTING

<i>Player</i>	<i>Season</i>	<i>Avg.</i>	<i>GP</i>	<i>GS</i>	<i>AB</i>	<i>R</i>	<i>H</i>	<i>2B</i>	<i>3B</i>	<i>HR</i>	<i>RBI</i>	<i>TB</i>	<i>SLG %</i>	<i>BB</i>	<i>HP</i>	<i>SO</i>	<i>GDP</i>	<i>SF</i>	<i>SH</i>	<i>SB</i>	<i>SBA</i>
SCHULTZ, Brian	2004	.000	9	0	4	0	0	0	0	0	0	0	.000	0	0	1	1	0	0	0	0
SCOTT, Sam	1999	.320	65	44	172	37	55	11	0	12	39	102	.593	39	2	35	9	0	0	2	3
SEEVERS, Riley	1955-57	.303	40	11	175	38	53	4	1	1	25	62	.354	6	2	5	--	--	--	5	--
SELLERS, Mike	1952	.000	1	--	1	1	0	0	0	0	0	0	.000	1	--	1	--	--	0	0	--
SENIOR, Bryan	1995-96	.206	81	8	68	24	14	4	0	0	13	18	.265	17	0	10	2	0	0	4	9
SENN, Roy	1949	.267	--	--	15	4	4	0	0	0	3	4	.267	0	2	1	--	0	--	0	--
SERRANO, Nandy	1991-92	.329	141	70	547	135	180	44	0	14	91	266	.486	66	15	52	--	12	8	17	26
SESSONS, Ed	1951-52	.425	16	6	40	10	17	1	1	0	9	20	.500	3	--	1	--	--	1	0	--
SHAVER, AJ	2021	.000	1	0	1	0	0	0	0	0	0	0	.000	0	0	0	0	0	0	0	0
SHAW, Truby	1948	.080	10	9	25	2	2	0	0	0	0	2	.080	5	--	7	--	--	--	1	--
SHEFFER, Chad	1993-94	.219	95	64	201	44	44	12	2	2	27	66	.328	32	8	49	--	2	3	24	33
SHEPPARD, Jim	1952	.000	1	--	1	0	0	0	0	0	0	0	.000	0	--	0	--	--	0	0	--
SHEPPARD, Johnny	1952, 56-58	.211	50	8	166	22	35	1	1	2	21	44	.265	5	--	15	--	--	1	0	--
SHERRILL, Tim	1972-73	.301	97	--	309	53	93	49	4	11	55	183	.592	32	3	40	--	1	0	6	7
SHIFLETT	1962	.000	3	--	3	2	0	0	0	0	0	0	.000	2	--	1	--	--	--	0	--
SHOUPPE, Jamey	1982	.000	35	--	1	1	0	0	0	0	0	0	.000	0	0	0	--	0	0	0	0
SIKES, Herb	1971-72	.322	103	--	348	60	112	13	5	12	97	171	.491	24	--	28	--	--	--	4	--
SILVA, Dylan	2014-15	.000	19	1	0	1	0	0	0	0	0	0	--	2	0	0	0	0	0	0	0
SILVESTRI, Ken	1971-72	.000	4	--	1	0	0	0	0	0	0	0	.000	0	--	0	--	--	0	0	--
SIMMONS, Dylan	2020-21	.278	41	29	108	9	30	8	0	0	16	38	.352	18	1	50	1	1	0	2	2
SITZ, Scott	2013	.000	1	0	2	0	0	0	0	0	1	0	.000	0	0	0	0	0	0	0	0
SKELTON, Ross	1968	.208	11	--	24	4	5	0	2	1	7	12	.500	4	--	12	--	--	--	1	--
SKOK, Craig	1968-69	.161	2	--	31	4	5	0	0	0	2	5	.161	1	--	10	--	--	--	0	--
SKOUTELAKIS, Mike	1987	.304	56	--	102	25	31	8	0	2	24	45	.441	25	0	12	--	1	0	8	12
SLADE, Mike	1968-70	.219	2	--	32	6	7	2	1	1	3	14	.438	8	--	3	--	--	--	0	--
SLATON	1960	.200	7	--	5	1	1	0	0	0	0	1	.200	3	--	3	--	--	--	1	--
SLUSSER, Frank	1956-58	.273	22	0	44	8	12	3	1	1	11	20	.455	1	--	7	--	--	--	1	--
SMIERCIAK, Luke	2008	.340	43	5	47	18	16	3	1	0	11	21	.447	8	6	10	0	1	1	6	6
SMIT, Casey	2013-14	.298	99	61	242	43	72	11	0	1	38	86	.355	47	9	48	9	5	4	4	5
SMITH, Carter	2019-20	.241	61	34	137	29	33	7	0	3	19	49	.358	23	2	31	0	1	1	0	1
SMITH, Chris	1999-2000	.344	141	116	462	128	159	37	4	15	90	249	.539	66	18	80	12	5	2	3	3
SMITH, Derrick	2003-04	.251	97	55	227	35	57	19	1	7	45	99	.436	37	1	60	6	4	0	0	1
SMITH, Dwight	1961-62	.227	35	--	75	19	17	1	0	1	4	21	.280	9	--	5	--	--	--	4	--
SMITH, Gage	2014	.000	41	0	2	0	0	0	0	0	0	0	.000	0	0	1	0	0	0	0	0
SMITH, Ken	1951-52	.269	35	14	108	28	29	2	2	1	19	38	.352	24	--	12	--	--	0	4	--
SMITH, Richie	2001-02	.251	118	66	243	67	61	10	2	8	40	99	.407	62	7	67	5	1	6	15	19
SMITH, Roger	1972-73	.258	113	--	349	58	90	61	6	3	46	172	.493	42	1	46	--	4	1	21	20
SMITH, Vince	2021	.143	30	22	77	11	11	4	0	2	9	21	.273	12	2	29	1	1	2	0	1
SNYDER, Rick	1971-73	.308	135	--	416	79	128	78	9	3	64	233	.560	46	0	26	--	1	1	26	19
SNYDER, Tom	1982	.000	1	--	1	0	0	0	0	0	0	0	.000	0	0	0	--	0	0	0	0
SORRENTO, Paul	1984-86	.352	234	--	795	216	280	49	7	48	222	488	.614	184	8	127	--	16	0	28	36
SPANO, Bobby	1999-2000	.191	112	27	136	40	26	3	1	1	14	34	.250	28	6	36	1	0	1	5	7
SPITZER, Kyle	1960-62	.292	34	--	48	13	14	0	0	0	8	14	.292	19	--	4	--	--	--	1	--
SPIVEY, Josh	2005-07	.265	96	48	185	28	49	11	0	4	30	72	.389	31	2	31	6	1	1	1	3
SPOONER, Jim	1967	.200	--	--	5	6	1	0	0	0	1	1	.200	3	--	1	--	--	--	0	--
SPRADLING, Stephen	2012	.262	35	11	42	11	11	1	0	0	4	12	.286	4	12	13	1	0	0	0	1
SPRAGUE, Gary	1966	.379	51	--	195	69	74	13	3	5	27	108	.554	46	--	11	--	--	--	20	--
SPRAGUE, Geoff	1996-97	.303	123	110	406	77	123	32	3	9	95	188	.463	57	3	30	10	12	12	21	34
STAHL, Robby	2010-11	.130	35	0	23	9	3	1	0	0	3	4	.174	10	0	10	0	1	0	0	0
STEED, Richard	1975	.000	1	--	1	0	0	0	0	0	0	0	.000	0	0	--	--	0	0	0	0
STEWART, Darrel	1967	.133	--	--	15	3	2	0	1	0	0	4	.267	3	--	2	--	--	--	0	--
STEWART, DJ	2013-15	.344	177	177	633	157	218	54	4	27	168	361	.570	147	27	117	14	8	1	24	32
STIDHAM, Jason	2007-09	.349	189	188	713	177	249	54	7	29	187	404	.567	117	26	100	10	21	5	16	31
STILLE, Kent	1963	.375	8	--	8	2	3	0	0	0	0	3	.375	1	--	1	--	--	--	0	--
STOCKS, Nick	1998	.000	8	7	1	0	0	0	0	0	0	0	.000	0	0	0	0	0	0	0	0
STRAUSS, Ryan	2005-08	.291	78	50	179	24	52	10	1	3	26	73	.408	12	0	27	4	1	4	6	9
STRINGFELLOW, Marv	1965-67	.216	27	--	125	16	27	2	0	1	21	32	.256	21	--	15	--	--	--	2	--
STRODE, Billy	2014-15	.000	26	4	1	0	0	0	0	0	0	0	.000	0	0	1	0	0	0	0	0
STUART, Ricky	1978	.500	2	--	2	1	1	0	0	0	1	1	.500	0	0	1	--	0	0	0	0
STUBBS, Michael	1988	.161	31	--	31	7	5	0	0	1	10	8	.258	6	1	8	--	0	2	4	5
STUYVERSON, Sean	2006	.167	16	0	12	1	2	0	0	0	0	2	.167	0	1	2	2	0	0	0	0
SUAREZ, Ken	1963-64	.365	18	--	137	30	50	5	0	6	33	73	.533	26	--	11	--	--	--	3	--
SULLIVAN, Len	1967	.000	--	--	2	0	0	0	0	0	0	0	.000	0	--	1	--	--	--	0	--
SULLIVAN, Tom	1954	.000	--	--	2	0	0	0	0	0	0	0	.000	--	--	--	--	--	--	--	--
SUMNER, Walt	1968-69	.280	29	--	289	70	81	16	5	7	34	128	.443	36	--	85	--	--	--	27	--
SUSEGE, Rudy	1950, 52	.219	10	0	32	8	7	1	0	0	2	8	.250	6	--	4	--	--	0	0	--
SWANSON, Cooper	2018-21	.195	90	48	164	35	32	6	0	10	20	68	.415	46	6	75	1	0	0	10	11
SWEENEY, Harvey	1954-56	.261	4	2	23	7	6	0	0	0	3	6	.261	--	--	--	--	--	--	--	--
SWOOPE, Alvin	2013	.500	3	0	2	1	1	0	0	0	0	1	.500	1	0	1	0	0	0	0	0
SZYMANSKI, Karl	1973-74	.250	17	--	16	0	4	4	0	0	6	8	.500	4	0	6	--	2	2	0	0



INDIVIDUAL CAREER STATISTICS - HITTING

Player	Season	Avg.	GP	GS	AB	R	H	2B	3B	HR	RBI	TB	SLG %	BB	HP	SO	GDP	SF	SH	SB	SBA
TADDEO, Steve	1986-87	.318	126	--	302	73	96	24	4	3	57	137	.454	45	0	39	--	4	2	35	47
TAMAYO, John Marc	1988-90	.260	160	--	358	90	93	15	1	4	62	124	.346	53	5	46	--	3	5	23	35
TANDLICH, Jeff	1974	.178	17	--	45	3	8	1	0	1	9	12	.267	6	0	2	--	2	2	0	0
TANNER, Bill	1948	.200	12	8	40	8	8	2	1	0	7	12	.300	4	--	6	--	--	--	1	--
TAPLEY, Stuart	2008-11	.304	234	225	770	170	234	48	1	35	167	389	.505	143	31	210	15	15	15	17	24
TEAGLE, Buddy	1961-63	.295	97	--	325	59	96	21	4	8	58	149	.458	62	--	46	--	--	--	4	--
TEBBETTS, George	1980	.250	11	--	64	14	16	2	0	3	14	27	.422	5	0	12	--	0	1	1	1
TEBBETTS, Steve	1973-75	.333	103	--	339	72	113	10	3	5	52	144	.425	67	6	12	--	3	1	46	56
TEEL, BILLY	1950-51	.179	12	6	28	2	5	0	0	0	2	5	.179	--	--	--	--	--	--	--	--
THIGPEN, Clint	2000	.000	29	1	13	6	0	0	0	0	1	0	.000	7	0	3	1	1	0	0	0
THOMAS Jr., Tony	2005-07	.325	199	198	710	200	231	52	14	23	127	380	.535	119	31	180	11	10	6	59	75
THOMAS, Allen	1962-63	.143	31	--	49	7	7	1	1	0	6	10	.204	6	--	16	--	--	--	2	--
THOMAS, Brady	2006-07	.208	30	0	24	2	5	3	0	0	3	8	.333	2	1	6	2	0	0	0	0
THOMAS, Mitch	1976	1.000	2	--	1	0	1	0	0	0	0	1	1.000	1	0	0	--	0	0	0	0
THOMAS, Tom	1964-66	.299	100	--	324	65	97	11	5	9	61	145	.448	34	--	33	--	--	--	9	--
THOMPSON, DiCarlo	2004	.000	1	0	0	0	0	0	0	0	0	0	--	0	0	0	0	0	0	0	0
TICE, Mike	1978	.250	27	--	48	12	12	2	1	1	7	19	.396	11	0	12	--	0	1	1	1
TOOLE, Scott	2001-02	.226	114	74	279	64	63	9	4	2	30	86	.308	38	9	60	3	4	4	10	14
TRAVIS, Devon	2010-12	.315	177	171	655	150	206	58	4	17	99	323	.493	90	15	101	28	8	14	17	24
TRAYLOR, Ronnie	1978-79	.294	96	--	310	60	91	18	1	16	67	159	.513	31	9	31	--	2	1	2	3
TROWBRIDGE, Bob	1949-52	.216	51	32	259	60	56	10	3	4	53	84	.324	22	0	24	--	2	0	13	--
TROXELL, Shawn	1987	.000	2	--	0	0	0	0	0	0	0	0	--	0	0	0	--	0	0	0	0
TRULUCK, Hank	2014-17	.253	145	33	170	38	43	10	0	2	31	59	.347	35	13	60	2	3	6	6	9
TRULUCK, Roasty	1950	.270	12	9	37	6	10	0	0	0	5	10	.270	--	--	--	--	--	--	0	--
TUCKER, John	1962	.000	5	--	4	0	0	0	0	0	0	0	.000	0	--	3	--	--	--	0	--
TUGGLE, Gale	1955-56	.378	10	0	45	12	17	1	--	0	15	18	.400	--	--	--	--	--	1	--	--
TURKO	1977	.182	12	--	11	3	2	0	0	0	2	2	.182	2	0	0	--	0	0	0	0
TURNER	1961	.000	5	--	4	1	0	0	0	0	0	0	.000	0	--	2	--	--	--	0	--
TWOMEY, Fred	1954-57	.329	43	26	289	71	95	19	7	10	68	158	.547	4	--	9	--	--	--	10	--
URQUHART, Whitey	1949	.000	--	--	0	0	0	0	0	0	0	0	--	0	0	0	--	0	0	0	--
VALDES, Ryan	2013	.000	13	0	7	1	0	0	0	0	0	0	.000	0	0	2	0	0	0	0	1
VAN EYK, CJ	2018-19	.000	1	0	1	0	0	0	0	0	0	0	.000	0	0	0	0	0	0	0	0
VARNES, Blair	2002	.000	1	0	1	0	0	0	0	0	0	0	.000	0	0	1	0	0	0	0	0
VASQUEZ, Mike	1970-71	.116	7	--	43	5	5	0	0	1	5	8	.186	8	--	7	--	--	--	0	--
VAUGHN, Bob	1955-56	.247	14	12	81	13	20	1	--	0	13	21	.259	--	3	--	--	--	--	1	--
VELEZ, Antonio	2019	.000	1	0	1	0	0	0	0	0	0	0	.000	0	0	0	0	0	0	0	0
VICKERSON, Nick	2008	.400	13	0	15	4	6	0	0	0	3	6	.400	3	0	4	0	0	0	0	0
VIERO, Gary	1976	.000	1	--	1	0	0	0	0	0	0	0	.000	0	0	1	--	0	0	0	0
VINCENT, Colton	2021	.118	15	3	17	1	2	1	0	0	1	3	.176	1	1	7	1	0	1	0	0
VINCENT, Wayne	1966-68	.289	24	--	114	12	33	7	0	4	22	52	.456	6	--	20	--	--	--	0	--
VOYLES, Jim	2014-17	.000	1	0	0	0	0	0	0	0	0	0	--	0	0	0	0	0	0	0	0
WATTS, Bobby	1954, 57	.194	12	--	36	5	7	0	1	0	4	9	.250	5	--	3	--	--	--	1	--
WALBOLT	1960	.333	5	--	3	2	1	0	0	0	0	1	.333	1	--	1	--	--	--	0	--
WALKER, Doug	1959-61	.338	61	--	213	52	72	10	9	0	45	100	.469	34	--	22	--	--	--	4	--
WALLS, Taylor	2015-17	.284	196	196	735	197	209	33	5	14	115	294	.400	178	8	145	15	7	4	31	36
WANICKA, Bob	1959	.188	10	--	16	2	3	0	0	0	2	3	.188	1	--	3	--	--	--	0	--
WARD, Jim	1965	.000	5	--	7	1	0	0	0	0	0	0	.000	1	--	1	--	--	--	0	--
WARDELL, Danny	2003-05	.259	159	95	359	81	93	25	2	21	79	185	.515	56	14	106	4	9	10	4	7
WASDIN, John	1991-92	.000	28	0	0	0	0	0	0	0	0	0	--	1	1	0	--	0	0	0	0
WEAVER	1980	.372	51	--	172	57	64	6	5	18	75	134	.779	39	1	23	--	4	0	28	31
WEAVER, Colby	1992-94	.285	167	116	404	82	115	20	3	9	72	168	.416	58	18	105	--	4	4	11	17
WEAVER, Luke	2014	.000	16	16	0	0	0	0	0	0	0	0	--	0	0	0	0	0	0	0	0
WEAVER, McGuire	2019	.313	18	0	16	4	5	2	0	0	4	7	.438	0	0	3	1	0	0	0	0
WELLS, Steven	2015-18	.232	176	90	327	75	76	16	1	10	56	124	.379	79	13	88	11	6	5	3	6
WERNKE, Ham	1952-55	.204	22	--	137	33	28	4	1	1	24	37	.270	9	--	6	--	--	0	1	0
WEST, Eddie	1976	.400	15	--	25	8	10	2	0	0	6	12	.480	4	0	3	--	0	0	0	0
WEST, Gage	2014-16	.246	93	38	171	32	42	11	2	3	29	66	.386	22	9	44	3	6	2	1	2
WESTENDICK, Bill	1958-60	.296	57	--	179	45	53	12	1	6	37	85	.475	34	--	27	--	--	--	11	0
WHIODEN, Chris	2001, 03	.000	6	0	6	0	0	0	0	0	0	0	.000	0	0	0	0	0	0	0	0
WHITAKER, Tom	1967-68	.279	35	--	226	43	63	10	1	4	34	87	.385	44	--	20	--	--	--	5	0
WHITE, Jimmy	1960-61	.319	42	--	163	31	52	6	3	3	29	73	.448	23	--	15	--	--	--	6	0
WHITMER, Bob	1951	.158	6	5	19	4	3	0	0	0	1	3	.158	--	--	--	--	--	--	--	--
WILCOX, Bob	1962, 64-65	.291	85	--	292	57	85	10	1	5	52	112	.384	31	--	42	--	--	--	4	--
WILLIAMS, Denny	1972-73	.262	121	--	413	82	108	56	6	3	53	185	.448	86	1	65	--	0	1	14	11
WILLIAMSON	1962	.364	37	--	154	33	56	10	2	8	32	94	.610	15	--	29	--	--	--	13	--
WILLIAMSON, Billy	1963	.331	30	--	121	19	40	4	0	3	12	53	.438	4	--	19	--	--	--	2	--
WILLIAMSON, Bud	1956	.000	7	0	5	3	0	--	--	0	0	0	.000	--	--	--	--	--	--	--	--
WILLIAMSON, Gary	1963-64	.500	7	--	4	0	2	1	0	0	2	3	.750	0	--	1	--	--	--	0	0
WILSON, Jack	1948-49	.294	17	15	68	10	20	4	1	0	10	26	.382	6	0	13	--	0	--	5	0
WILSON, Paul	1992, 94	.000	40	0	2	0	0	0	0	0	0	0	.000	0	0	2	--	0	0	0	0



INDIVIDUAL CAREER STATISTICS - HITTING

Player	Season	Avg.	GP	GS	AB	R	H	2B	3B	HR	RBI	TB	SLG %	BB	HP	SO	GDP	SF	SH	SB	SBA
WINSTON, Jameis	2013-14	.209	83	37	158	27	33	9	3	0	13	48	.304	30	6	42	2	0	1	2	4
WITT, John	1948-52	.221	17	11	77	9	17	2	1	1	10	24	.312	5	1	5		2	1	2	0
WOOD, Howie	1967	.500	--	--	2	0	1	0	0	0	1	1	.500	0	--	1	--	--	--	0	--
WOODS, Willie	1987	.000	2	--	2	0	0	0	0	0	0	0	.000	0	0	0	--	0	0	0	0
WOODWARD, Matt	1995-98	.231	207	105	455	76	105	17	0	0	58	122	.268	80	9	67	3	7	9	7	8
WOODWARD, Woody	1962-63	.337	76	--	279	65	94	17	8	13	68	166	.595	48	--	30	--	--	--	12	0
WOOLEY, Bob	1966	.500	4	--	4	1	2	0	1	0	2	4	1.000	0	--	2	--	--	--	0	--
WYNN, Bob	1953-54	.189	7	--	37	8	7	2	0	0	2	9	.243	--	--	--	--	--	--	--	0
YARBROUGH, Casey	1992	.381	20	1	21	6	8	2	1	0	10	12	.571	0	0	3	--	0	0	0	0
YARNELL, Ed	1966-67	.230	10	--	100	15	23	3	0	2	7	32	.320	12	--	21	--	--	--	0	0
YASTRZEMSKI, Mike	1980-83	.294	279	--	944	244	278	62	12	40	223	484	.513	174	4	76		13	5	40	51
YGLESIAS, Manny	1953	.229	22	--	83	16	19	1	0	1	--	23	.277	--	--	--	--	--	--	--	--
YOCUM, David	1994	.500	20	0	2	1	1	0	0	0	0	1	.500	0	0	0	--	0	0	0	0
ZABALA, Jose	1995-98	.312	239	142	539	163	168	28	1	4	82	210	.390	113	46	70	14	6	25	22	30
ZECH, Bryan	2001-03	.283	181	165	598	141	169	36	1	6	88	225	.376	78	37	103	5	11	15	21	30
ZECH, Scott	1995-97	.324	261	241	853	229	276	46	8	17	175	389	.456	119	29	122	9	9	21	82	104
ZEIGLER, Bill	1967	.200	--	--	20	3	4	0	0	0	2	4	.200	5	--	6	--	--	--	1	--
ZEIGLER, Bob	1966	.143	11	--	14	1	2	0	0	0	1	2	.143	3	--	1	--	--	--	0	--
ZERA, Greg	1970-71	.200	7	--	10	1	2	0	0	0	0	2	.200	1	--	2	--	--	--	0	0
ZIMMERMAN	1961	.303	25	--	89	14	27	4	1	2	19	39	.438	8	--	5	--	--	--	3	--
ZIRZOW, Will	2014-18	.500	2	0	2	0	1	0	0	0	0	1	.500	0	0	0	0	0	0	0	0
ZOELLER, Tommy	1983-86	.261	161	--	352	71	92	21	1	11	87	148	.420	52	5	56	--	9	1	7	11
ZYLA, Al	1957	.000	1	--	1	0	0	0	0	0	0	0	.000	0	--	0	--	--	--	0	--



INDIVIDUAL CAREER STATISTICS - PITCHING

Player	Season	ERA	W	L	APP	GS	CG	SHO	SV	IP	H	R	ER	BB	SO	2B	3B	HR	WP	HP	BK	SFA	SHA
AHEARN, Tyler	2018-21	5.43	5	1	44	1	0	0	1	64.2	59	46	39	51	64	8	1	7	14	7	0	3	2
ALEXANDER, Bobby	1982	4.12	1	0	8	3	0	0	0	13.1	7	12	6	21	16	2	0	0	6	0	0	--	--
AMMANN, Gene	1968-70	1.43	31	2	44	36	20	3	--	295.1	165	69	47	141	311	--	--	--	--	--	--	--	--
ANDERSON, Jack	2019-21	2.75	4	1	33	3	0	0	5	59.0	48	28	18	15	66	7	0	6	5	2	0	3	2
ARMSTRONG, Andrew	2021	0.00	0	0	5	0	0	0	0	4.0	6	2	0	0	5	1	0	0	0	2	0	0	0
ASH, John	1954-57	1.68	6	4	10	3	0	0	0	64.1	55	48	12	24	35	--	--	--	--	--	--	--	--
ASHMONT, Al	1985	8.71	4	0	10	8	1	0	0	31	26	33	30	42	29	6	0	7	4	5	1	--	--
ATWOOD, Jim	1953-56	1.88	7	8	19	7	4	1	0	129.1	126	46	27	55	81	--	--	--	--	--	--	--	--
AVITABLE, Tony	1955-56	0.37	8	1	14	11	6	1	0	96.7	56	32	4	61	134	--	--	--	--	--	--	--	--
AXON, Don	1957, 59	0.00	0	0	2	0	0	0	0	2.2	1	0	0	0	0	--	--	--	--	--	--	--	--
BAILEY, Roger	1990-92	3.27	35	9	55	52	8	1/-	0	333	317	148	121	136	280	18	4	10	13	9	4	--	--
BARINEAU, Mark	1983	0.00	0	0	1	1	0	0	0	1	0	0	0	0	0	0	0	0	0	0	0	--	--
BARTON, Chuck	1964	0.00	0	0	5	--	--	--	--	4.2	4	1	0	3	1	--	--	--	--	--	--	--	--
BASSETT, Joe	1948	0.00	0	0	1	0	0	0	--	1.1	3	3	--	1	0	--	--	--	--	--	--	--	--
BECCACCIO, Al	1962-63	1.76	10	1	15	--	0	--	--	107.1	68	37	21	59	83	--	--	--	--	--	--	--	--
BEDINGFIELD	1977	2.97	0	0	6	0	0	0	0	9.1	8	4	3	3	5	--	--	0	2	0	0	--	--
BELL, Mike	1994-95	3.02	14	4	26	19	3	0/1	0	137.2	152	64	46	51	120	22	5	14	7	9	0	0	6
BENINCASA, Robert	2010-12	3.12	8	4	65	7	0	0/5	16	95.2	78	54	33	37	98	12	1	11	6	4	0	3	3
BENNETT, Daniel	2010-11	2.91	8	2	74	0	0	0/4	18	96	87	69	31	39	98	15	0	5	3	10	0	2	8
BENSON	1960	9.00	0	1	2	--	0	--	--	6	6	6	6	3	--	--	--	--	--	--	--	--	--
BENTLEY, John	1997-2001	3.34	13	3	43	17	1	0/2	2	143	144	72	53	32	93	27	1	249	7	8	4	3	7
BIEGALSKI, Boomer	2015	3.17	7	5	18	17	0	0/0	0	108	84	45	38	38	120	17	0	12	8	8	0	0	9
BIRO, Kyle	2012-13	7.91	0	1	34	0	0	0/4	0	33	41	30	29	30	37	10	1	1	4	5	1	2	2
BLASUCCI, Tony	1983	4.23	4	3	16	10	0	0	1	51.1	49	32	24	36	59	9	0	6	2	2	--	--	--
BLATCH, Taylor	2014-16	7.00	1	0	15	2	0	0/0	0	18	15	14	14	21	13	5	0	1	4	6	0	1	0
BOMBARD, Richard	1979	8.25	2	0	5	2	0	0	0	12	12	11	11	11	9	3	0	1	1	0	--	--	--
BONDANK	1962	0.00	0	0	2	--	0	--	--	2	2	0	0	0	0	--	--	--	--	--	--	--	--
BOXER, Jerry	1956-57	2.07	8	3	16	9	5	3	1	78.2	43	23	18	53	102	--	--	--	--	--	--	--	--
BOYD, LaDon	1967	2.33	10	1	11	10	8	2	--	85	74	27	22	24	70	--	--	--	--	--	--	--	--
BRADY, Mike	1987-90	2.86	11	3	51	4	0	0	7	135.2	152	59	43	42	144	--	--	9	13	9	1	--	--
BRETZ, Mike	1976-78	4.54	7	3	20	17	3	0	0	99.1	87	61	50	58	62	1	0	6	13	4	0	--	--
BRISTOL, Jack	1956-58	1.38	13	5	27	10	9	2	0	156.2	118	62	24	55	137	--	--	--	--	--	--	--	--
BROCK, Chris	1992	0.00	0	0	1	0	0	0/-	0	1	0	0	0	0	2	0	0	0	0	0	0	--	--
BROOKS, Kevin	1978	5.33	4	1	23	0	0	0	3	27	26	17	16	17	11	1	1	2	1	3	--	--	--
BROOKS, Marty	1966	2.30	3	0	13	--	--	--	--	43.1	40	17	11	16	37	--	--	--	--	--	--	--	--
BROWN, Dave	1973-74	4.49	1	2	18	0	0	0	2	32.1	36	23	16	15	20	--	--	1	3	1	0	--	--
BROWN, Forrest	1954	--	2	1	4	--	--	--	--	19	16	--	--	7	15	--	--	--	--	--	--	--	--
BROWN, Pete	1985	3.87	1	2	22	0	0	0	3	37.2	38	25	16	15	25	7	3	4	1	1	0	--	--
BROWNING, Barret	2005-06	4.49	11	6	47	26	0	0/2	0	156.2	185	92	78	79	123	26	4	11	8	25	1	6	13
BUCKLEY, Tye	2010-11	2.00	0	0	36	0	0	0/3	0	27	14	10	6	20	21	4	0	1	6	2	0	0	2
BULLOCK, Wallace	1951	--	0	0	1	0	0	--	--	8	10	5	--	2	0	--	--	--	--	--	--	--	--
BURGE, Travis	2006-07	4.14	2	1	54	0	0	0/4	2	63	64	34	29	23	61	13	1	4	5	9	0	1	3
BURKHEAD, Kenny	2013-14	7.96	1	0	17	2	0	0/1	0	18.1	26	17	16	11	11	10	0	2	2	0	0	0	1
BURT, Royce	1949	--	0	4	6	3	2	0	--	36.2	29	22	--	28	24	--	--	--	--	--	--	--	--
BUSCH, Brian	2009-12	4.34	18	7	94	29	0	0/6	1	261	244	170	126	118	207	48	4	22	16	27	1	13	26
BUTLER, Steve	1994-95	4.49	0	2	29	0	0	0/0	4	38.1	36	24	19	27	32	5	1	4	2	2	0	0	0
BYERLY, Rod	1987-88	3.14	14	7	45	24	3	0	5	189.1	184	88	66	42	154	--	--	18	8	1	0	--	--
BYRD, Alec	2014-17	3.75	11	4	101	4	0	0	1	124.2	114	60	52	51	130	17	2	13	9	12	0	3	7
CALHOUN, Howard	1948	--	4	3	9	7	5	1	--	63.1	44	46	--	46	71	--	--	--	--	--	--	--	--
CAMPOSANO, Ed	1968	14.12	1	0	3	0	0	0	--	5.1	9	8	8	4	2	--	--	--	--	--	--	--	--
CANNON, Eddie	2003-04	4.04	9	8	43	20	1	0/5	1	147	147	87	66	25	133	26	2	14	6	14	1	4	4
CAPPLEMAN, Bill	1967	9.00	0	0	2	0	0	0	--	3	4	4	3	3	1	--	--	--	--	--	--	--	--
CAREY, Brooks	1976-78	3.66	23	10	52	25	14	3	6	214	203	107	87	100	188	17	3	14	11	10	1	--	--
CARLTON, Drew	2015-17	3.48	18	12	71	30	1	1	7	227.1	234	105	88	57	194	49	3	14	5	18	1	5	23
CASTELLANOS, Kris	2009	13.50	0	0	3	0	0	0/0	0	2	1	3	3	5	2	0	0	1	1	0	0	0	1
CHAMBERS, Brian	2004-07	4.22	6	3	90	3	0	0/3	1	115.1	127	71	54	43	80	23	1	7	7	12	4	5	7
CHAMBLISS, Tyler	2004-06	2.92	23	8	85	19	1	0/2	16	206.2	173	100	67	92	231	23	1	9	19	24	1	1	22
CHAVEZ, Chris	1996-99	3.56	24	10	109	24	4	1/2	13	296.1	260	138	117	161	312	38	3	367	16	33	0	4	12
CHDATE, Randy	1995-97	3.24	29	7	56	40	10	1/1	1	305.1	273	134	110	94	281	44	2	584	14	24	1	9	24
CLEVELAND, Al	1970	2.73	1	0	8	0	0	--	--	13.2	8	4	4	10	12	--	--	--	--	--	--	--	--
COLE, Chester	1966	7.50	1	0	7	--	--	--	--	13.2	14	15	11	14	8	--	--	--	--	--	--	--	--
COLES, Robby	2013	3.50	4	2	30	0	0	0/2	9	36	30	14	14	16	35	5	1	2	2	3	1	1	0
COLTZIE, Rick	1972	4.69	5	4	13	9	2	--	1	67.2	69	51	35	60	33	--	--	--	--	--	--	--	--
COMPTON, Mike	2012, 14-16	3.53	28	12	61	58	2	2/5	0	306.0	327	148	120	78	216	62	11	17	2	19	2	9	20
COX, Sam	1948-49	--	3	1	5	5	3	0	--	33.1	36	27	--	14	15	--	--	--	--	--	--	--	--
CRAWFORD, Wes	1998	3.39	9	3	18	18	2	1/0	0	122.2	117	56	46	48	82	15	2	8	7	8	2	4	7
CREELY, Ken	1964-65	3.85	6	2	30	--	--	--	--	63.1	50	34	27	44	34	--	--	--	--	--	--	--	--
CROWELL, Wyatt	2021	3.86	1	3	13	0	0	0	0	16.1	16	12	7	6	16	4	1	0	4	5	0	0	1
CRUZ, Charlie	1992-95	2.78	11	6	73	20	2	0/1	5	207	184	81	64	107	233	25	1	9	14	13	0	2	3
DAHLEN, Dave	1963-64	2.95	0	1	3	--	--	--	--	6.1	6	2	2	0	2	--	--	--	--	--	--	--	--



INDIVIDUAL CAREER STATISTICS - PITCHING

Player	Season	ERA	W	L	APP	GS	CG	SHO	SV	IP	H	R	ER	BB	SO	2B	3B	HR	WP	HP	BK	SFA	SHA
THOMAS, Allen	1962-63	2.61	12	4	24	--	2	--	--	117.2	86	50	34	50	51	--	--	--	--	--	--	--	--
THOMAS, Paul	1985-87	3.05	2	2	30	1	0	0	1	50.1	57	33	17	20	26	5	2	8	1	1	0	--	--
THOMPSON, DiCarlo	2004	8.93	0	0	10	1	0	0/0	0	13.1	14	14	13	14	10	6	0	2	4	1	0	0	1
TREADWAY, Doug	1983-84	4.46	11	3	71	3	0	0	11	125.2	132	74	62	59	99	19	5	12	4	9	0	--	--
TREXLER, David	2010-11	9.54	2	0	11	4	0	0/0	0	15.1	20	20	16	8	17	6	0	0	2	2	0	0	1
TUCKER, John	1961-62	4.47	2	0	8	--	0	--	--	16.1	23	12	8	6	11	--	--	--	--	--	--	--	--
TUCKER, Luke	2006-07	2.25	2	2	35	0	0	0/1	10	40	21	16	10	21	59	2	0	0	3	5	2	2	1
TURNER, Jerry	1961	4.14	1	1	5	--	--	--	--	15.2	20	8	7	12	9	--	--	--	--	--	--	--	--
UNDERHILL, Pat	1989-90	1.50	0	0	6	0	0	0/0	1	12	12	4	2	2	6	--	--	0	1	1	0	--	--
URQUHART, Whitey	1949	0.00	0	0	1	0	0	0	--	0.2	0	1	--	1	0	--	--	--	--	--	--	--	--
VAIL, Derek	2015	10.50	0	0	10	0	0	0/0	0	6	12	7	7	6	3	3	0	1	1	0	0	0	0
VAN EYK, CJ	2018-20	3.21	18	5	41	27	0	0	2	176.2	142	69	63	83	225	33	1	13	10	15	2	2	3
VARNES, Blair	1999-2002	3.89	41	10	76	75	3	0	0	446	464	232	193	103	326	79	1	34	18	38	3	9	19
VASQUEZ, Mike	1971	27.00	0	0	2	0	0	0	1	1	1	3	3	0	0	--	--	--	--	--	--	--	--
VELEZ, Antonio	2019-20	3.16	6	2	28	4	0	0	1	62.2	53	29	22	14	71	8	0	4	1	4	0	0	4
VIGUE, Ryan	2008-09	9.90	0	0	13	0	0	0/0	0	10	9	12	11	10	9	1	1	1	2	2	0	1	0
VILLANUEVA, Elih	2008	4.01	7	4	17	16	1	0/1	0	101	89	52	45	42	95	21	0	6	1	14	1	5	5
VINCENT, Wayne	1966-68	1.79	25	10	41	20	13	2	--	292	192	84	58	104	289	--	--	--	--	--	--	--	--
VOYLES, Ed	2015-18	3.09	2	4	37	7	0	0	2	64	76	37	22	20	53	18	2	4	5	4	1	3	6
VOYLES, Jim	2014-17	3.48	11	2	77	2	0	0	2	121.2	110	62	47	51	117	23	2	8	11	7	1	5	3
WATTS, Bobby	1954, 57	1.62	0	1	7	0	0	0	0	11.1	11	2	2	5	1	--	--	--	--	--	--	--	--
WALKER, Brandon	2020-21	2.92	0	0	15	0	0	0	0	12.1	9	4	4	4	12	1	0	0	1	0	0	0	0
WALKER, Doug	1959	0.80	0	0	1	--	0	--	--	11.2	1	2	1	1	0	--	--	--	--	--	--	--	--
WANISH, John	1987	3.08	2	2	11	4	0	0	0	35.1	32	15	12	16	35	--	--	3	2	1	--	--	--
WARD, Andy	2015-16	7.71	0	0	3	0	0	0/0	0	2.1	3	2	2	2	3	1	0	0	0	0	0	0	0
WARD, Jim	1965	5.45	2	1	9	--	--	--	--	23.1	30	16	14	7	8	--	--	--	--	--	--	--	--
WARMOTH, Tyler	2016	5.34	1	1	23	0	0	0/1	4	30.1	24	18	18	9	40	4	0	5	2	8	0	1	0
WASDIN, John	1991-93	3.17	16	4	46	27	1	0/0	1	193.1	170	86	68	73	229	24	2	15	13	5	2	--	--
WAUGH, Mike	2011-12	4.08	5	3	39	1	0	0/3	2	66.1	72	57	30	27	53	7	2	4	2	2	0	2	2
WEAVER, Luke	2012-14	3.08	16	6	49	37	2	1/4	1	245.2	207	93	84	63	244	28	1	19	10	13	3	6	7
WELLS, Steven	2015-18	2.08	0	0	7	0	0	0	0	4.1	9	3	1	1	5	2	0	0	1	1	0	1	1
WERNKE, Ham	1954	--	1	0	7	--	--	--	--	27.1	26	--	--	18	15	--	--	--	--	--	--	--	--
WHIDDEN, Chris	1999-03	2.91	4	3	86	0	0	0/2	8	96	77	38	31	53	112	14	1	1	16	8	0	4	5
WHIDDEN, Nick	2000	1.63	2	1	26	0	0	0/1	2	33.2	31	9	6	12	38	6	0	1	4	1	0	0	0
WHITMER, Bob	1951	0.00	1	2	3	3	3	--	--	25.1	23	15	--	10	18	--	--	--	--	--	--	--	--
WHITMER, Casey	2007	4.47	1	0	12	0	0	0/1	0	14.1	13	7	7	10	17	3	0	0	1	3	0	0	0
WIGGINS, Dick	1979-80	3.49	20	7	30	27	14	3	0	206.2	218	96	80	52	116	32	10	19	5	5	--	--	--
WILLIAMSON, Gary	1963-64	7.83	1	2	7	--	--	--	--	16.1	15	21	14	18	11	--	--	--	--	--	--	--	--
WILSON, Paul	1992-94	2.37	27	11	56	40	15	6/0	1	304.2	246	100	80	88	299	32	4	11	10	16	2	--	--
WINSTON, Jameis	2013-14	2.25	2	2	41	0	0	0/3	9	60.1	36	18	15	19	52	6	2	1	8	1	2	2	1
WITT, John	1948-50, 52	0.00	15	7	26	20	17	0	--	189.2	175	109	--	70	79	--	--	--	--	--	--	--	--
WOLFER, John	1979-80	4.69	12	0	17	14	4	1	0	92.1	101	52	48	45	50	9	13	4	4	1	--	--	--
WOOD, Austin	2009	6.49	0	0	9	5	0	0/0	0	22.2	24	22	16	25	13	5	0	2	6	2	0	2	6
YOCUM, David	1994-95	2.65	16	5	38	23	2	0/1	2	163.1	135	64	48	63	195	27	2	18	10	6	2	2	2
ZIEGLER, Mike	2000	3.04	10	4	20	20	3	2/1	0	133.2	121	55	45	32	149	19	3	11	9	8	0	5	3
ZIRZOW, Will	2014-18	3.27	5	1	48	4	1	1/2	0	82.2	62	35	30	34	92	19	1	4	13	12	0	2	6
ZYLA, Al	1957-59	8.78	0	0	7	0	0	0	0	8.2	10	10	8	1	3	--	--	--	--	--	--	--	--

COACHING HISTORY

1948-51 CHARLIE ARMSTRONG		
YEAR	W-L-T	PCT
1948	9-8-0	.529
1949	11-8-0	.579
1950	13-7-0	.650
1951	13-6-0	.684
TOTALS	46-29-0	.613

1952-54 RALPH MATHERLY		
YEAR	W-L-T	PCT
1952	17-4-0	.810
1953	13-10-1	.563
1954	13-8-0	.619
TOTALS	43-22-1	.659

1955-63 DANNY LITWHILER		
YEAR	W-L-T	PCT
1955	17-6-1	.729
1956	25-7-0	.781
1957	22-9-0	.710
1958	20-7-0	.741
1959	22-11-0	.667
1960	13-9-0	.591
1961	21-7-0	.750
1962	23-14-0	.622
1963	26-13-0	.667
TOTALS	189-83-1	.694

1964-68 FRED HATFIELD		
YEAR	W-L-T	PCT
1964	23-13-0	.639
1965	32-11-1	.739
1966	39-13-0	.750
1967	32-14-0	.696
1968	35-6-0	.854
TOTALS	161-57-1	.737

1969-74 JACK STALLINGS		
YEAR	W-L-T	PCT
1969	38-13-1	.740
1970	49-9-1	.839
1971	41-17-0	.707
1972	45-23-0	.662
1973	38-21-0	.644
1974	37-25-1	.595
TOTALS	248-108-3	.695

1975-78 WOODY WOODWARD		
YEAR	W-L-T	PCT
1975	49-10-0	.831
1976	40-16-0	.714
1977	37-13-0	.740
1978	44-18-0	.710
TOTALS	170-57-0	.749


1979 DICK HOWSER		
YEAR	W-L-T	PCT
1979	43-17-1	.713

1980-2019 MIKE MARTIN		
YEAR	W-L-T	PCT
1980	51-12-0	.810
1981	56-23-0	.709
1982	56-17-1	.764
1983	55-18-1	.750
1984	55-29-0	.655
1985	59-23-0	.720
1986	61-13-0	.824
1987	55-18-0	.753
1988	50-18-1	.714
1989	54-18-0	.750
1990	57-15-0	.792
1991	57-14-0	.803
1992	49-21-0	.700
1993	46-19-0	.708
1994	53-22-0	.707
1995	53-16-0	.768
1996	52-17-0	.754
1997	50-17-0	.746
1998	53-20-0	.726
1999	57-14-0	.803
2000	53-19-0	.736
2001	47-19-0	.712
2002	60-14-0	.811
2003	54-13-1	.801
2004	45-23-0	.662
2005	53-20-0	.726
2006	44-21-0	.677
2007	45-13-0	.776
2008	54-14-0	.794
2009	45-18-0	.714
2010	48-20-0	.706
2011	46-19-0	.708
2012	50-17-0	.746
2013	47-17-0	.734
2014	43-17-0	.717
2015	44-21-0	.677
2016	41-22-0	.651
2017	46-23-0	.667
2018	43-19-0	.694
2019	42-23-0	.646
TOTALS	2,029-736-4	.733

2020-21 MIKE MARTIN, JR.		
YEAR	W-L-T	PCT
2020	12-5-0	.706
2021	31-24-0	.564

ALL-TIME ASSISTANT COACHES

Andrew Amaro	2022	Rick Hatcher	1984	Mike Martin, Jr.	1998-19
Chip Baker	1985-02	Jeremy Haynes	2015	Matt Matulia	2011-12
Jimmy Belanger	2020-present	Keith Hendry	1981	Kevin McCray	1994-95
Mike Bell	2012-18	Bryan Henry	2014	Joe McFarland	1982
Jerrold Brown	2004-05	Tyler Holt	2019-21	Jon McFatter	1987
Chris Cates	2013	Brian Hoop	2009-10	Mike McLeod	1982-89
Lazer Collazo	1992	Link Jarrett	2002-03	Mike Metcalf	2020-present
Rod Delmonico	1984-89, 2008	Pete Jenkins	2006-07	Jim Morris	1980-81
David Fannin	1981-83	Greg Jones	1983	Jack Niles	1996-97
Bill Fuller	1980	Jay Kearce	1993	Brian Rhees	1991-92
Mike Futrell	2003-04	Clyde Keller	2016-19	Jamey Shouppe	1990-11
Randy Gailey	1982-84	Frank Martello	1988	Steve Winterling	1986-91



HONORS

FSU ATHLETICS HALL OF FAME

PLAYER	POS	YEARS	INDUCTED
Luis Alicea	Infielder	1984-86	1993
Gene Ammann	Pitcher	1968-70	1991
Mike Augustine	Outfielder	1962-64	2009
Tony Avitable	Pitcher	1953-56	1991
Terrell Buckley ¹	Utility	1990-91	2003
Bill Cappleman ¹	Pitcher	1967	1984
Bob Clem	Utility	1959-60	2001
Lee Corso ¹	Outfielder	1954-57	1978
Matt Diaz	Outfielder	1998-99	2013
J.D. Drew	Outfielder	1995-97	2003
Frank Fazzini	Outfielder	1983-85	2015
Ron Fraser	Pitcher	1954-56, 59	1981
Mike Fuentes	Outfielder	1978-81	1987
Jeff Gray	Pitcher	1981-84	1992
John-Ford Griffin	Outfielder	1999-2001	2012
Johnny Grubb	Outfielder	1970	1983
Jeff Hogan	Infielder	1967-69	1980

PLAYER	POS	YEARS	INDUCTED
Dick Howser	Shortstop	1955-58	1977
	Head Coach	1979	
Gary Huff ¹	Infielder	1971-72	1983
Jonathan Johnson	Pitcher	1993-95	2006
Danny Kanell ¹	Utility	1993-94	2012
Terry Kennedy	Catcher	1975-77	1982
Jeff Ledbetter	Outfielder/Pitcher	1979-82	1991
Richie Lewis	Pitcher	1985-87	1995
Mike Loynd	Pitcher	1983-86	1993
Jim Lyttle	Outfielder	1966	1984
Mike Martin ²	Outfielder	1965-66	2019
	Assistant Coach	1975-79	
	Head Coach	1980-2019	
Marshall McDougall	Second Baseman	1999-2000	2011
Doug Mientkiewicz	First Baseman	1993-95	2002
Jeremy Morris	Outfielder	1994-97	2014
Dick Nichols	Second Baseman	1968-70	2019
Billy Parker ⁴	Third Baseman	1948-50	1990

PLAYER	POS	YEARS	INDUCTED
Buster Posey	Catcher	2006-08	2018
Jody Reed	Shortstop	1983-84	1992
Chris Roberts	Pitcher/Outfielder	1990-92	2007
Shane Robinson	Outfielder	2004-06	2016
Deion Sanders ¹	Outfielder	1986-88	1994
Mac Scarce	Pitcher	1970-71	1985
Paul Sorrento	Outfielder	1984-86	1997
Ken Suarez	Catcher	1963-64	2005
Walt Sumner ¹	Outfielder	1968-69	1982
Bud Teagle	Catcher	1961-63	2008
Tony Thomas	Second Baseman	2005-07	2017
Ham Wernke ³	Third Baseman/Pitcher	1952-55	1982
Paul Wilson	Pitcher	1992-94	2000
Woody Woodward	Shortstop	1962-63	1981
	Head Coach	1975-78	

¹Inducted as football player ⁴Inducted as Moore-Stone Award recipient (outstanding service to Florida State Athletics)

²Inducted as coach or administrator

³Inducted as basketball player

PLAYERS OF THE YEAR

1977	Terry Kennedy	The Sporting News
1981	Mike Fuentes	Golden Spikes Award
1982	Jeff Ledbetter	The Sporting News Baseball America
1986	Mike Loynd	Golden Spikes Award
1997	J.D. Drew	Golden Spikes Award Collegiate Baseball The Sporting News Baseball America
2005	Shane Robinson	Collegiate Baseball
2007	Tony Thomas, Jr.	Collegiate Baseball Rivals
2008	Buster Posey	Golden Spikes Award Dick Howser Trophy Brooks Wallace Award Johnny Bench Award Baseball America Collegiate Baseball Rivals
2012	James Ramsey	ABCA
2021	Mat Nelson	Perfect Game/Rawlings

FIRST TEAM ALL-AMERICANS

Dick Howser	Shortstop	1957-58
Buddy Teagle	Catcher	1962
Mike Augustine	Outfielder	1963
Ken Suarez	Catcher	1964
Jim Lyttle	Outfielder	1966
Dick Gold	Second Baseman	1969
Dick Nichols	Second Baseman	1970
Juan Bonilla	Third Baseman	1976
Terry Kennedy	Catcher	1976-77
Jim Weaver	Outfielder	1980
Mike Fuentes	Outfielder	1980-81
Jeff Ledbetter	Utility	1981-82
Frank Fazzini	Outfielder	1985
Luis Alicea	Second Baseman	1986
Mike Loynd	Pitcher	1986
Richie Lewis	Pitcher	1986-87
Pedro Grifol	Catcher	1991
Chris Roberts	Outfielder	1992
Paul Wilson	Pitcher	1994
Jonathan Johnson	Pitcher	1995
J.D. Drew	Outfielder	1996-97
Jeremy Morris	Outfielder	1997
Brian Cox	Outfielder	1998
Matt Diaz	Outfielder	1998-99
Chris Chavez	Pitcher	1999
Marshall McDougall	Second Baseman	1999
Nick Stocks	Pitcher	1999
John-Ford Griffin	Outfielder	2001
Ryan Barthelemy	Third Baseman	2002
Tony Richie	Catcher	2002
Eddy Martinez-Estevé	Outfielder	2004
Shane Robinson	Outfielder	2005
Bryan Henry	Pitcher	2007
Tony Thomas, Jr.	Second Baseman	2007
Buster Posey	Catcher/Pitcher	2007-08
Stephen Cardullo	Shortstop	2009
Mike McGee	Outfielder/Pitcher	2010
Sean Gilmartin	Pitcher	2011
Robert Benincasa	Pitcher	2012
Jayce Boyd	First Baseman	2012
James Ramsey	Outfielder	2012
DJ Stewart	Outfielder	2014-15
Taylor Walls	Shortstop	2016
Tyler Holton	Pitcher	2017
Mat Nelson	Catcher	2021

USA BASEBALL COLLEGIATE NATIONAL TEAM

1980	Mike Fuentes	Coral Gables, Fla.
1984	Mike Loynd	Short Hills, N.J.
1986	Ed Fulton	Danville, Va.
1989	Pedro Grifol	Miami, Fla.
	Ricky Kimball	Lithonia, Ga.
1991	Chris Roberts	Middleburg, Fla.
1992	Chris Roberts	Middleburg, Fla.
1993	Mike Martin, Jr.	Tallahassee, Fla.
	Paul Wilson	Orlando, Fla.
1994	Jonathan Johnson	Ocala, Fla.
	Doug Mientkiewicz	Miami, Fla.
	Phil Olson	Sarasota, Fla.
1996	J.D. Drew	Hahira, Ga.
1998	Jon McDonald	Orlando, Fla.
	Nick Stocks	Tampa, Fla.
2005	Shane Robinson	Tampa, Fla.
2009	Tyler Holt	Marion, Ind.
2010	Sean Gilmartin	Moorpark, Fla.
2013	Luke Weaver	DeLand, Fla.
2014	DJ Stewart	Yulee, Fla.
2016	Cole Sands	Tallahassee, Fla.
	Taylor Walls	Cordele, Ga.
2017	Tyler Holton	Tallahassee, Fla.
	Jackson Lueck	Orlando, Fla.
2018	Drew Parrish	Rockledge, Fla.
	CJ Van Eyk	Lutz, Fla.
2021	Parker Messick	Plant City, Fla.

ALL-AMERICANS

1957	Dick Howser, SS	ABCA	1994	Link Jarrett, SS	NCBWA (2)	2008	Buster Posey, C	ABCA, BA, CB, NCBWA, R
1958	Dick Howser, SS	ABCA		Jonathan Johnson, P	NCBWA (2), CB (3), BA (3)		Matt Fairrel, P	NCBWA (2-FR)
1959	Bob Clem, 2B	ABCA (2)		Mike Martin, Jr., C	NCBWA (2)		Stuart Tapley, 3B	CB (FR), R (FR), NCBWA (2-FR)
1961	Jack Dull, 2B	ABCA (3)		Doug Mientkiewicz, 1B	NCBWA (2)		Tyler Holt, OF	NCBWA (2-FR)
1962	Buddy Teagle, C	ABCA		Jeremy Morris, LF	CB (FR-HM)		Mike McGee, UT	R (FR), NCBWA (2-FR)
1963	Mike Augustine, OF	ABCA		Paul Wilson, P	BA, NCBWA, CB (2)	2009	Stephen Cardullo, SS	BA
	Woody Woodward, SS	ABCA (3)					Tyler Holt, OF	BA (2), CB (2), NCBWA (2)
1964	Ken Suarez, C	ABCA	1995	Jonathan Johnson, P	BA, CB (2)		Mike McGee, UT	BA (2), NCBWA (3)
1966	Jim Lyttle, OF	ABCA, TSN		David Yocum, OF	BA (2), CB (3)		Sean Gilmartin, P	NCBWA (2), CB (3), ABCA (3), BA (FR), R (FR)
1966	Gary Sprague, SS	TSN (2)	1996	J.D. Drew, OF	BA, ABCA, CB, NCBWA	2010	Mike McGee, UT	BA, NCBWA
1968	Tom Cook, C	ABCA (3)		Jeremy Morris, OF	BA (2), CB (2), NCBWA (2)		Mike McGee, RP	CB (3)
1969	Dick Gold, 2B	ABCA, TSN (HM)		Randy Choate, P	BA (3), CB (3), NCBWA		Tyler Holt, OF	BA (2), CB (2)
1970	Dick Nichols, 2B	TSN, ABCA (2)		Scott Zech, 2B	ABCA (3), NCBWA (2)	2011	Sean Gilmartin, P	BA, CB, NCBWA, ABCA (2)
	Johnny Grubb, OF	TSN (HM)		Steven "Scooby" Morgan, P	NCBWA (3)		James Ramsey, OF	ABCA (3), BA (3), NCBWA (3)
	Ron Cash, 3B	TSN (HM)	1997	J.D. Drew, OF	BA, ABCA, CB, NCBWA, TSN	2012	Robert Benincasa, P	BA, NCBWA, PG, CB (3)
	Pat Osburn, P	TSN (HM)		Jeremy Morris, OF	BA, TSN, CB (2), ABCA (2), NCBWA (2)		Jayce Boyd, 1B	ABCA, PG, CB (2), NCBWA (2)
1972	John Librandi, OF	ABCA (3)		Randy Choate, P	BA (2), TSN (2), NCBWA (2), ABCA (2), CB (3)		James Ramsey, OF	ABCA, BA, CB, NCBWA, PG
1975	Danny O'Brien, P	ABCA (HM)	1998	Brian Cox, OF	ABCA, NCBWA (2)		Devon Travis, 2B	CB (2)
	Randy Davidson, OF	ABCA (HM)		Jeremy Salazar, C	NCBWA, TSN (2), CB (3)		Mike Compton, P	CB (FR), NCBWA (FR), BA (2-FR), PG (2-FR)
	Steve Tebbetts, OF	TSN (HM)		Matt Diaz, OF	CB (FR), TSN (FR), TSN (3), NCBWA (3)	2013	Brandon Leibrandt, P	BA (FR), CB (FR), PG (FR)
	Jim Busby, OF	TSN (HM)					Scott Sitz, P	CB (3)
1976	Terry Kennedy, C	TSN		Wes Crawford, P	TSN (3)		DJ Stewart, OF	BA (FR), CB (FR), NCBWA (FR), PG (FR)
	Guillermo Bonilla, 3B	ABCA		Jon McDonald, P	CB (FR), TSN (FR)	2014	DJ Stewart, OF	ABCA, BA (2), CB (2), NCBWA (2), PG (2)
1977	Terry Kennedy, C	TSN		Nick Stocks, P	TSN (FR-2), CB (FR-HM)		Luke Weaver, P	CB (3)
1978	Blane McDonald, C	ABCA (2)	1999	Brett Groves, SS	CB (FR-HM)	2015	DJ Stewart, OF	ABCA, BA, NCBWA, D1 (2), PG (2)
1979	Craig Patterson, 2B	ABCA (2)		Chris Chavez, P	NCBWA		Billy Strode, P	NCBWA (3)
1980	Mike Fuentes, OF	ABCA, TSN (2)		Kevin Cash, 3B	NCBWA (3)		Dylan Busby, 3B	CB (FR)
	Jim Weaver, OF	TSN		Matt Diaz, OF	ABCA, NCBWA, CB (3), BW (2)	2016	Taylor Walls, SS	BA, NCBWA (3), D1 (3), NCBWA (HM)
1981	Mike Fuentes, OF	ABCA, BA, TSN (2)		Jon McDonald, P	NCBWA (3)		John Sansone, 3B	CB (3)
	Jeff Ledbetter, DH	TSN, BA (2)		Marshall McDougall, 2B	ABCA, NCBWA, CB, BW, BA		Cal Raleigh, C	CB (FR), BA (FR), NCBWA (FR), PG (FR), D1 (FR)
1982	Jeff Ledbetter, OF	ABCA, BA, TSN		Nick Stocks, P	CB, BA (2), ABCA (2)		Tyler Holton, UTIL	BA (2-FR), D1 (2-FR)
1983	Frank Fazzini, OF	BA (FR)		Blair Varnes, P	CB (FR), BA (FR)	2017	Tyler Holton, P	ABCA, D1, BA (2), CB (2), PG (2), NCBWA (3)
	Doug Little, P	BA (FR)	2000	John-Ford Griffin, OF	CB (2), ABCA (2)		Quincy Nieporte, DH	ABCA (3)
1984	Frank Fazzini, OF	BA (3)		Matt Lynch, P	CB (FR), BA (FR-3)		Drew Mendoza, 1B	CB (FR), D1 (2-FR), BA (2-FR)
	Paul Sorrento, OF	BA (FR)		Daniel Hodges, P	CB (FR-HM)	2018	Cal Raleigh, C	CB (2), ABCA (3), BA (3), D1 (3), PG (3)
	Luis Alicea, 2B	BA (FR)	2001	John-Ford Griffin, OF	BW, CB, BA, NCBWA, ABCA		Drew Parrish, P	CB (2), D1 (3), PG (HM)
	Ray Revak, P	BA (FR-2)		Tony Richie, C	CB (FR)		Jonah Sclaro, P	CB (FR)
1985	Frank Fazzini, OF	ABCA, BA, TSN (2)		Trent Peterson, P	CB (FR-HM)		CJ Van Eyk, P	BA (2-FR), D1 (2-FR), NCBWA (2-FR)
	Doug Little, P	BA (2), ABCA (3)	2002	Jeff Probst, IF	CB (FR-HM)		J.C. Flowers, UT/RP/OF	CB (2), BA (2), ABCA (3), NCBWA (3)
	Luis Alicea, 2B	BA (3)		Ryan Barthelemy, 3B	BW, CB, ABCA, NCBWA (2), BA (3)		Drew Mendoza, 3B	BA (2), D1 (2)
	Richie Lewis, P	BA (FR)		Stephen Drew, SS	BA (2), BA (FR), CB (FR)		Robby Martin, DH	CB (FR), NCBWA (2-FR), PG (2-FR)
	Barry Blackwell, C	BA (FR)		Tony Richie, C	BA (1), CB (3), NCBWA (3)	2020	Tyler Martin, 3B	CB (FR)
1986	Luis Alicea, 2B	BA, TSN, ABCA (2)		Matt Lynch, P	CB (2), BW (2), ABCA (2)		Parker Messick, P	CB (FR)
	Mike Loynd, P	ABCA, BA	2003	Tony Richie, C	BW (2), CB (2), ABCA (2), NCBWA (3)		Dylan Simmons, 1B	CB (FR)
	Richie Lewis, P	BA		Trent Peterson, P	CB (2), ABCA (2)	2021	Mat Nelson, C	ABCA, BA, CB, CBF, D1, PG, NCBWA
	Bien Figueroa, SS	BA (2)		Stephen Drew, SS	BA (3), CB (3)		Parker Messick, P	CB (3), NCBWA (3), PG (3), D1 (3), BA (FR), NCBWA (2-FR)
	Paul Sorrento, OF	BA (2)		Tony Richie, C	BA (2), ABCA (3), CB (3), NCBWA (3)		Bryce Hubbart, P	CB (FR)
1987	Richie Lewis, P	BA, TSN, ABCA (2)		Daniel Davidson, P	CB (2), ABCA (2)	2005	Shane Robinson, OF	BA, ABCA, NCBWA, CB
	Ed Fulton, C	BA (3), ABCA (3)		Daniel Hodges, P	ABCA (2)		Tyler Chambliss, P	NCBWA (3)
1988	Ricky Kimball, P	BA (FR)		Mark Sauls, P	CB (FR)	2006	Shane Robinson, OF	CB (3), NCBWA (2), CBF
1989	Allen Bevis, 2B	BA (FR-2)		Eddy Martinez-Esteve, 3B	CB (FR)		Tyler Chambliss, P	NCBWA (3)
	Pedro Grifol, C	BA (FR-2)	2004	Ryne Malone, INF	CB (FR)		Buster Posey, SS	CB (FR)
1990	Brad Gregory, P	ABCA (2)		Brian Schultz, P	CB (FR)	2007	Tony Thomas, Jr., 2B	CB, R, NCBWA, ABCA, BA
	Gar Finnvoid, P	BA (2)		Eddy Martinez-Esteve, 3B/OF	ABCA, BA, CB, NCBWA		Bryan Henry, P	CB, ABCA, R (2), NCBWA (3), BA (3)
	Marc Ronan, P	BA (2)		Stephen Drew, SS	BA (2), ABCA (3), CB (3), NCBWA (3)		Buster Posey, C	CB, BA (2), ABCA (3)
	Roger Bailey, P	BA (FR-2)	2005	Shane Robinson, OF	BA, ABCA, NCBWA, CB		Mark Hallberg, SS	ABCA (3)
	Chris Roberts, OF	BA (FR-2)		Tyler Chambliss, P	NCBWA (3)		Jason Stidham, 3B	CB (FR), R (FR), BA (2-FR)
1991	Pedro Grifol, C	ABCA, BA	2006	Shane Robinson, OF	CB (3), NCBWA (2), CBF			
	Eduardo Perez, 1B	ABCA (2), BA (3)		Tyler Chambliss, P	NCBWA (3)			
	Chris Roberts, OF	BA (3)		Buster Posey, SS	CB (FR)			
1992	Chris Roberts, OF	BA, ABCA (2)		Tony Thomas, Jr., 2B	CB, R, NCBWA, ABCA, BA			
	Roger Bailey, P	BA (2), ABCA (3)		Bryan Henry, P	CB, ABCA, R (2), NCBWA (3), BA (3)			
1993	Link Jarrett, SS	NCBWA (2)		Buster Posey, C	CB, BA (2), ABCA (3)			
	Doug Mientkiewicz, 1B	NCBWA (3), BA (FR-2)		Mark Hallberg, SS	ABCA (3)			
	Jonathan Johnson, P	CB (FR), BA (FR), CB (3)		Jason Stidham, 3B	CB (FR), R (FR), BA (2-FR)			
	Mickey Lopez, 3B	CB (FR-HM)						

ABCA - American Baseball Coaches Association; BA - Baseball America; BW - Baseball Weekly; CB - Collegiate Baseball; CBF - College Baseball Foundation; D1 - D1Baseball.com; PG - Perfect Game; NCBWA - National Collegiate Baseball Writers Association; R - Rivals.com; TSN - The Sporting News; FR - Freshman All-America Team; HM - Honorable Mention

OTHER AWARDS

FRESHMAN OF THE YEAR

1998	Matt Diaz	The Sporting News
1999	Blair Varnes	Collegiate Baseball
2002	Stephen Drew	Baseball America
2009	Sean Gilmartin	NCBWA (Pitcher)

RAWLINGS GOLD GLOVE AWARD

2008	Buster Posey	Catcher
2009	Tyler Holt	Outfielder
2012	Sherman Johnson	Third Baseman
2014	Luke Weaver	Pitcher

OTHER NATIONAL AWARDS

2010	Mike McGee	John Olerud Two-Way Player
2021	Mat Nelson	Buster Posey Catcher of the Year Johnny Bench Catcher of the Year

ABCA ALL-REGION

2003	Tony Richie, C	Junior	First Team
2003	Stephen Drew, SS	Soph.	First Team
2003	Tony McQuade, OF	Junior	First Team
2003	Trent Peterson, P	Junior	First Team
2003	Daniel Hodges, RP	Senior	First Team
2004	Stephen Drew, SS	Junior	First Team
2004	Eddy Martinez-Esteve, DH	Soph.	First Team
2005	Shane Robinson, OF	Soph.	First Team
2006	Shane Robinson, OF	Junior	Second Team
2007	Buster Posey, C	Soph.	First Team
2007	Tony Thomas, Jr., 2B	Junior	First Team
2007	Mark Hallberg, SS	Junior	First Team
2007	Bryan Henry, P	Senior	First Team
2008	Buster Posey, C	Junior	First Team
2008	Jack Rye, OF	Senior	First Team
2009	Tyler Holt, OF	Soph.	Second Team
2009	Mike McGee, OF	Soph.	Second Team
2009	Sean Gilmartin, P	Freshman	Second Team
2010	Tyler Holt, OF	Junior	Second Team
2011	James Ramsey, OF	Junior	First Team
2011	Sean Gilmartin, P	Junior	First Team
2011	Mike McGee, OF	Senior	Second Team
2011	Daniel Bennett, RP	Senior	Second Team
2012	Jayce Boyd, 1B	Junior	First Team
2012	James Ramsey, OF	Senior	First Team
2012	Robert Benincasa, RP	Junior	Second Team
2013	Scott Sitz, P	Senior	First Team
2013	Marcus Davis, DH	Junior	Second Team
2014	DJ Stewart, OF	Soph.	First Team
2015	DJ Stewart, OF	Junior	First Team
2016	Taylor Walls, SS	Soph.	First Team
2017	Quincy Nieporte, DH	Senior	First Team
2017	Tyler Holton, P	Soph.	First Team
2017	Dylan Busby, 3B	Junior	Second Team
2018	Cal Raleigh, C	Junior	First Team
2018	Drew Parrish, P	Soph.	First Team
2018	Drew Mendoza, 3B	Soph.	Second Team
2019	Drew Mendoza, 3B	Junior	First Team
2019	J.C. Flowers, RP	Junior	First Team
2019	CJ Van Eyk, P	Soph.	Second Team
2021	Mat Nelson, C	Soph.	First Team
2021	Parker Messick, P	Freshman	Second Team

ALL-ACC

1992	Chris Roberts, UT	Junior	First Team
1992	Ty Mueller, OF	Junior	Second Team
1992	Roger Bailey, P	Junior	Second Team
1992	Tim Davis, P	Senior	Second Team
1993	Paul Wilson, P	Soph.	Second Team
1993	Mike Schmitz, DH	Junior	Second Team
1994	Mickey Lopez, 2B	Soph.	First Team
1994	Paul Wilson, P	Junior	First Team
1994	Doug Mientkiewicz, 1B	Soph.	Second Team

1994	Link Jarrett, SS	Senior	Second Team
1994	Mike Martin, Jr., C	Junior	Second Team
1994	Jonathan Johnson, P	Soph.	Second Team
1995	Jonathan Johnson, P	Junior	First Team
1995	Doug Mientkiewicz, 1B	Junior	Second Team
1995	Mickey Lopez, 2B	Junior	Second Team
1995	Randy Hodges, OF	Senior	Second Team
1995	David Yocum, P	Soph.	Second Team
1995	Phil Olson, P	Junior	Second Team
1996	Scott Zech, 2B	Junior	First Team
1996	Brooks Badeaux, SS	Soph.	First Team
1996	J.D. Drew, OF	Soph.	First Team
1996	Jeremy Morris, OF	Junior	First Team
1996	Chuck Howell, P	Junior	Second Team
1997	J.D. Drew, OF	Junior	First Team
1997	Jeremy Morris, OF	Senior	First Team
1997	Randy Choate, P	Junior	First Team
1997	Scott Zech, 2B	Senior	Second Team
1997	Geoff Sprague, 3B	Senior	Second Team
1997	Zach Diaz, P	Soph.	Second Team
1998	Brian Cox, OF	Senior	First Team
1998	Jeremy Salazar, C	Senior	First Team
1998	Matt Diaz, OF	Freshman	Second Team
1998	Jon McDonald, P	r-Freshman	Second Team
1999	Marshall McDougall, 2B	Junior	First Team
1999	Matt Diaz, OF	Soph.	First Team
1999	Chris Chavez, P	Senior	First Team
1999	Nick Stocks, P	Soph.	First Team
1999	Kevin Cash, 3B	Junior	Second Team
1999	Jon McDonald, P	r-Soph.	Second Team
2000	Chris Smith, OF	Soph.	First Team
2000	Marshall McDougall, UT	Senior	First Team
2000	John-Ford Griffin, DH	Soph.	First Team
2000	Mike Ziegler, P	Junior	First Team
2000	Ryan Barthelemy, 1B	Soph.	Second Team
2001	Ryan Barthelemy, 1B	Junior	First Team
2001	John-Ford Griffin, OF	Junior	First Team
2001	Blair Varnes, P	Junior	First Team
2001	Karl Jernigan, OF	Senior	Second Team
2001	Matt Lynch, P	Soph.	Second Team
2001	Justin Lord, P	Junior	Second Team
2002	Ryan Barthelemy, 3B	Senior	First Team
2002	Tony Richie, C	Soph.	First Team
2002	Matt Lynch, P	Junior	First Team
2002	Jerrold Brown, 1B	Junior	Second Team
2002	Stephen Drew, SS	Freshman	Second Team
2002	Tony McQuade, OF	Soph.	Second Team
2002	Nick Rogers, OF	Senior	Second Team
2003	Stephen Drew, SS	Soph.	First Team
2003	Tony McQuade, OF	Junior	First Team
2003	Trent Peterson, P	Junior	First Team
2003	Jerrold Brown, 1B	Senior	Second Team
2003	Tony Richie, C	Junior	Second Team
2003	Daniel Davidson, P	Senior	Second Team
2003	Daniel Hodges, P	Senior	Second Team
2003	Matt Lynch, P	Senior	Second Team
2004	Stephen Drew, SS	Junior	First Team
2004	Eddy Martinez-Esteve, OF	Soph.	First Team
2004	Bryan Zech, 2B	Senior	Second Team
2004	Rhett James, P	Senior	Second Team
2004	Ryne Malone, INF	Freshman	Second Team
2005	Bryan Henry, P	Soph.	First Team
2005	Shane Robinson, OF	Soph.	First Team
2005	Tyler Chambliss, P	Soph.	Second Team
2005	Aaron Cheesman, C	r-Senior	Second Team
2005	Kevin Lynch, P	Senior	Second Team
2005	Ryne Malone, 1B	Soph.	Second Team
2006	Bryan Henry, P	Junior	First Team
2006	Shane Robinson, OF	Junior	First Team
2006	Tyler Chambliss, P	Junior	Second Team
2007	Mark Hallberg, SS	Junior	First Team

2007	Bryan Henry, P	Senior	First Team
2007	Buster Posey, C	Soph.	First Team
2007	Jack Rye, OF	Junior	First Team
2007	Jason Stidham, 3B	Freshman	First Team
2007	Tony Thomas, Jr., 2B	Junior	First Team
2007	Mark Gildea, OF	r-Soph.	Second Team
2008	Buster Posey, C	Junior	First Team
2008	Jack Rye, OF	Senior	First Team
2008	Elih Villanueva, P	Junior	First Team
2008	Tony Delmonico, SS	Junior	Second Team
2008	Matt Faircl, P	Soph.	Second Team
2009	Tyler Holt, OF	Soph.	First Team
2009	Sean Gilmartin, P	Freshman	First Team
2009	Stephen Cardullo, SS	Junior	Second Team
2009	Mike McGee, UT	Soph.	Second Team
2009	Jason Stidham, 2B	Junior	Second Team
2010	Tyler Holt, OF	Junior	First Team
2010	Mike McGee, UT	Soph.	First Team
2011	Devon Travis, 2B	Soph.	First Team
2011	James Ramsey, OF	Junior	First Team
2011	Mike McGee, UT	Junior	First Team
2011	Sean Gilmartin, P	Junior	First Team
2011	Rafael Lopez, C	Senior	Second Team
2011	Daniel Bennett, P	Senior	Second Team
2012	Robert Benincasa, P	Junior	First Team
2012	Jayce Boyd, 1B	Junior	First Team
2012	James Ramsey, OF	Senior	First Team
2012	Devon Travis, 2B	Junior	First Team
2012	Mike Compton, P	Freshman	Second Team
2013	Scott Sitz, P	Senior	First Team
2013	Stephen McGee, C	Junior	Second Team
2013	DJ Stewart, OF	Freshman	Second Team
2013	Luke Weaver, P	Soph.	Second Team
2014	Jose Brizuela, 3B	Junior	First Team
2014	John Nogowski, 1B	Junior	First Team
2014	DJ Stewart, OF	Soph.	First Team
2014	Luke Weaver, P	Junior	First Team
2014	Josh Delph, DH	Junior	Third Team
2014	Gage Smith, P	Senior	Third Team
2015	DJ Stewart, OF	Junior	First Team
2015	Billy Strode, P	Senior	Second Team
2015	Quincy Nieporte, 1B	Soph.	Third Team
2016	John Sansone, 3B	Senior	First Team
2016	Taylor Walls, SS	Soph.	Second Team
2016	Cal Raleigh, C	Freshman	FR Team
2017	Tyler Holton, P	Soph.	First Team
2017	Quincy Nieporte, DH	Senior	Second Team
2017	Dylan Busby, 3B	Junior	Third Team
2017	J.C. Flowers, OF	Freshman	FR Team
2017	Drew Mendoza, 1B	Freshman	FR Team
2018	Drew Parrish, P	Soph.	First Team
2018	Cal Raleigh, C	Junior	First Team
2018	Jackson Lueck, OF	Junior	Third Team
2018	Drew Mendoza, 3B	Soph.	Third Team
2018	CJ Van Eyk, P	Freshman	FR Team
2019	Drew Mendoza, 3B	Junior	First Team
2019	J.C. Flowers, P	Junior	First Team
2019	Drew Parrish, P	Junior	Second Team
2019	J.C. Flowers, OF	Junior	Third Team
2019	Reese Albert, OF	Soph.	Third Team
2019	CJ Van Eyk, P	Soph.	Third Team
2019	Robby Martin, DH	Freshman	FR Team
2021	Mat Nelson, C	Soph.	First Team
2021	Parker Messick, P	Freshman	First Team
2021	Robby Martin, OF	Soph.	Third Team
2021	Bryce Hubbard, P	Freshman	Third Team
2021	Parker Messick, P	Freshman	FR Team
2021	Bryce Hubbard, P	Freshman	FR Team



COACH OF THE YEAR & ACADEMIC AWARDS

ACC PLAYER/PITCHER/FRESHMAN OF THE YEAR

1994	Jonathan Johnson	Freshman OTY	Freshman
1997	J.D. Drew	Player OTY	Junior
1999	Marshall McDougall	Player OTY	Junior
2001	John-Ford Griffin	Player OTY	Junior
2002	Stephen Drew	Freshman OTY	Freshman
2007	Tony Thomas, Jr.	Player OTY	Junior
2007	Bryan Henry	Pitcher OTY	Senior
2008	Buster Posey	Player OTY	Junior
2012	James Ramsey	Player OTY	Senior
2014	DJ Stewart	Player OTY	Sophomore
2021	Mat Nelson	Player OTY	Sophomore
2021	Parker Messick	Pitcher OTY	Freshman
2021	Parker Messick	Freshman OTY	Freshman

ACC COACH OF THE YEAR

Mike Martin	1996, 1998, 1999, 2001, 2007, 2009, 2012
-------------	--

NATIONAL COACH OF THE YEAR

Mike Martin	Baseball America	2012 & 2019
-------------	------------------	-------------

ACC SCHOLAR-ATHLETE OF THE YEAR

2008	Buster Posey	Catcher	Junior
2011	James Ramsey	Outfielder	Junior
2012	James Ramsey	Outfielder	Senior
2013	Gage Smith	Pitcher	Junior
2014	Gage Smith	Pitcher	Senior

ACC POSTGRAD SCHOLARSHIPS

Matt Lynch (honorary)	2003
Aaron Cheesman	2005

ALL-ACC ACADEMIC TEAM

2006	Bryan Henry	Junior	P
2006	Michael Hyde	Junior	P
2006	Buster Posey	Freshman	SS
2006	Jack Rye	Sophomore	OF
2006	Ryan Strauss	Sophomore	OF
2006	Luke Tucker	Junior	P
2007	Travis Anderson	Senior	OF
2007	Mark Gildea	Sophomore	OF
2007	Mark Hallberg	Junior	SS
2007	Bryan Henry	Senior	P
2007	Michael Hyde	Senior	P
2007	Tommy Oravetz	Sophomore	UT
2007	Buster Posey	Sophomore	C
2008	Matt Fairrel	Sophomore	P
2008	Tommy Oravetz	Junior	DH
2008	Buster Posey	Junior	C
2008	Jack Rye	Senior	OF
2008	Ryan Strauss	Senior	P
2008	Stuart Tapley	Freshman	3B
2009	Tyler Holt	Sophomore	OF
2009	Tommy Oravetz	Senior	DH
2010	Tyler Everett	Junior	P
2010	John Gast	Junior	P
2010	Tyler Holt	Junior	OF
2010	James Ramsey	Sophomore	OF
2010	Devon Travis	Freshman	2B
2010	Stuart Tapley	Junior	DH
2011	Robert Benincasa	Sophomore	P
2011	Parker Brunelle	Senior	C
2011	James Ramsey	Junior	OF
2011	Devon Travis	Sophomore	2B
2012	Robert Benincasa	Junior	P
2012	Mike Compton	Freshman	P
2012	Brandon Leibrandt	Freshman	P
2012	Stephen McGee	Sophomore	C
2012	Peter Miller	Sophomore	P
2012	Seth Miller	Junior	OF
2012	James Ramsey	Senior	OF

2012	Gage Smith	Sophomore	P
2012	Devon Travis	Junior	2B
2013	Josh Delph	Sophomore	OF
2013	Brandon Leibrandt	Sophomore	P
2013	Stephen McGee	Junior	C
2013	Peter Miller	Junior	P
2013	Seth Miller	Senior	OF
2013	Gage Smith	Junior	P
2014	Mike Compton	Sophomore	P
2014	Josh Delph	Junior	OF/DH
2014	Ben DeLuzio	Freshman	OF
2014	Justin Gonzalez	Senior	SS
2014	John Sansone	Sophomore	2B
2014	Gage Smith	Senior	P
2014	Billy Strode	Junior	P
2014	Luke Weaver	Junior	P
2015	Mike Compton	Junior	P
2015	Josh Delph	Senior	OF
2015	Ben DeLuzio	Sophomore	OF
2015	Bryant Holtmann	Senior	P
2015	Chris Marconcini	Senior	DH
2015	DJ Stewart	Junior	OF
2016	Drew Carlton	Sophomore	P
2016	Mike Compton	Senior	P
2016	Ben DeLuzio	Junior	OF
2016	Chase Haney	Freshman	P
2017	Drew Carlton	Junior	P
2017	Drew Mendoza	Freshman	1B
2018	Andrew Karp	Junior	P
2018	Drew Mendoza	Sophomore	3B
2018	Cal Raleigh	Junior	C
2019	Chase Haney	Junior	P
2019	Drew Mendoza	Junior	3B
2019	Mat Nelson	Freshman	C
2021	Chase Haney	Senior	P
2021	Bryce Hubbart	Freshman	P
2021	Logan Lacey	Junior	OF

ACADEMIC ALL-AMERICANS

(SELECTED BY THE COLLEGE SPORTS INFORMATION DIRECTORS OF AMERICA)

1970	Greg Gromek - First Team	Shortstop
	Carl Gromek - First Team	Pitcher
	Dick Nichols - Second Team	Infielder
1971	Greg Gromek - First Team	Shortstop
1975	Danny O'Brien - First Team	Pitcher
1985	Tommy Zoeller - Third Team	First Baseman
1989	Gar Finnvoid - First Team	Pitcher
1999	Matt Diaz - Third Team	Outfielder
2008	Buster Posey - First Team*	Catcher
2011	James Ramsey - First Team	Outfielder
2012	James Ramsey - First Team*	Outfielder
2014	Gage Smith - Second Team	Pitcher
	DJ Stewart - Third Team	Outfielder
2015	DJ Stewart - Second Team	Outfielder
	Mike Compton - Third Team	Pitcher
	Josh Delph - Third Team	Outfielder

* Academic All-American of the Year

ACADEMIC ALL-DISTRICT

(SELECTED BY THE COLLEGE SPORTS INFORMATION DIRECTORS OF AMERICA, SINCE 2002)

2003	Aaron Cheesman - Second Team	Catcher
	Matthew Lynch - Second Team	Pitcher
2005	Aaron Cheesman - First Team	Catcher
2008	Matt Fairrel - First Team	Pitcher
	Buster Posey - First Team	Catcher
2010	James Ramsey - First Team	Outfielder
2011	James Ramsey - First Team	Outfielder
2012	Peter Miller - First Team	Pitcher
	James Ramsey - First Team	Outfielder
2013	Gage Smith - First Team	Pitcher
2014	Mike Compton - First Team	Pitcher
	Gage Smith - First Team	Pitcher
	Josh Delph - First Team	Outfielder
	DJ Stewart - First Team	Outfielder
2015	Mike Compton - First Team	Pitcher
	Josh Delph - First Team	Outfielder
	DJ Stewart - First Team	Outfielder
2016	Mike Compton - First Team	Pitcher
2020	Chase Haney - First Team	Pitcher

COLLEGE BASEBALL FOUNDATION

HALL OF FAME

2008	Dick Howser	1955-58; 79	Shortstop/HC
2016	J.D. Drew	1995-97	Outfielder
2019	Mike Martin	1980-2019	Outfielder/HC
2021	Terry Kennedy	1975-77	Catcher
2021	Danny Litwiler	1955-63	Head Coach

ACC ACADEMIC HONOR ROLL

Chase Haney	6x	2016-21
-------------	----	---------

Parker Brunelle	5x	2008-12
Aaron Cheesman		2001-05
Mike Compton		2012-16
Chris Whidden		1999-2003

Josh Delph	4x	2012-15
Cobi Johnson		2015-18
Andrew Karp		2015-18
Peter Miller		2011-14
James Ramsey		2009-12
Eric Roman		1999-2002
Jack Rye		2005-08
Mark Sauls		2003-06
Gage Smith		2010; 2012-14
Ryan Strauss		2005-08

Nico Baldor	3x	2019-21
Ryan Barthelemy		2000-02
John Bentley		1999-2001
Ben DeLuzio		2014-16
Zach Diaz		1996; 1998-99
Tyler Everett		2008-10
Christopher Ginn		1998-99; 2001
Justin Gonzalez		2010-11; 2013
Bryan Henry		2005-07
Bryant Holtmann		2013-15
Lee Howard		2012-14
Michael Hyde		2005-07
Brandon Johnson		2011-13
Matt Lynch		2000-02
Stephen McGee		2010-11; 2013
Kyle McMullen		2019-21
Seth Miller		2011-13
Ruairi O'Connor		2007-09
Tommy Oravetz		2007-09
Buster Posey		2006-08
Chris Ruckdeschel		2019-21
Josh Spivey		2005-07
DJ Stewart		2013-15
Billy Strode		2013-15
Hank Truluck		2015-17
Blair Varnes		2000-02
Luke Weaver		2012-14
Nick Whidden		1999-2001

Reese Albert	2x	2019-20
Travis Anderson		2006-07
Brooks Badeaux		1997-98
Michael Bell		1994-95
Robert Benincasa		2011-12
Dillon Brown		2016-17
Kenny Burkhead		2013-14
Stephen Cardullo		2008-09
Drew Carlton		2016-17
Alex Carpenter		2017-18
Kyle Cavanaugh		2017-18
Michael Chevalier		2001-02
Charles Cleveland		2005-06

Alex Deise	2015-16
Matt Diaz	1998-99
Matt Fairel	2007-08
Evan Geist	2011-12
Mark Gildea	2005, 2007
Chris Hart	1999, 2003
Matt Henderson	2016-17
Terrence Henderson	1997-98
Jared Herron	2017-18
Tyler Holt	2009-10
Tyler Holton	2016, 2018
Bryce Hubbart	2020-21
Rhett James	2003-04
Link Jarrett	1993-94
Trent Jarvis	2004, 2007
Marc Lamacchia	2002-03
Brandon Leibrandt	2012-13
Blair McCaleb	2001-02
Drew Mendoza	2017, 2019
Mat Nelson	2019-20
Sean O'Brien	2011-12
Phil Olson	1993, 1995
Cal Raleigh	2016, 2018
Shane Robinson	2004, 2006
John Sansone	2014-15
Michael Smalley	1998-99
Carter Smith	2019-20
Stuart Tapley	2008, 2010
Devon Travis	2010-11
Luke Tucker	2006-07
Ryan Vigue	2008-09
Taylor Walls	2016-17
Andy Ward	2015-16
Jameis Winston	2013-14
Matt Woodward	1995, 1998

Tyler Ahearn	1x	2021
Giovanni Alfonzo		2013
Jack Anderson		2020
Rhett Aplin		2018
Casey Asman		2021
Blake Balkcom		2003
Rafael Bournigal		2018
Tyrell Brewer		2020
Tye Buckley		2011
Dylan Busby		2017
Brian Busch		2012
Bryan Bussey		2017
Caleb Cali		2020
Brian Chambers		2007
Ohmed Danesh		2010
Marcus Davis		2013
Timmy Delph		2015
Nick Derr		2017
Daniel Diaz		2006
Michael DiBlasi		1999
Danny Dichter		1993
J.D. Drew		1997
Ross Dunn		2021
Skylar Frey		2018
John Gast		2008
Sean Gilmartin		2010
Conor Grady		2021
Caleb Graham		2007

Jackson Greene	2020
Brett Groves	2000
Mark Hallberg	2007
Scott Hudson	1997
Cade Hungate	2020
Gage Hutchinson	2019
Sherman Johnson	2011
Brian Kelley	2005
Matt Kinney	2016
Brian Kraft	2000
Kevin Krietemeyer	1993
Clayton Kwiatkowski	2020
Logan Lacey	2021
William Lawrence	1993
Justin Lord	2001
Rafael Lopez	2011
Jackson Lueck	2018
Kevin Lynch	2005
Corben Madden	2010
Ryne Malone	2006
Neil Malpass	2006
Chris Marconcini	2015
Brent Marsh	2006
Mike Martin, Jr.	1995
Garrett Mathes	2021
Mike McGee	2011
Tony McQuade	2001
Gary Merians	2012
Darren Miller	2016
Justin Miller	2012
Carlson Montgomery	2021
Ladson Montgomery	2014
Kyle Mulligan	1997
Cooper Nelson	2021
Drew Parrish	2019
Kyle Patrick	2003
Isaiah Perry	2021
Mark Peterson	2008
Jack Posey	2008
Jordan Priddle	2012
Bobby Rauh	2007
Derek Reams	1993
Brandon Reitz	2017
Rocky Roquet	2002
Cole Sands	2017
Sam Scott	1999
Chad Sheffer	1993
Dylan Simmons	2021
Scott Sitz	2011
Richie Smith	2002
Justin Sorokowski	2017
Nick Stocks	1999
Jake Suddreth	2020
Clint Thigpen	1999
Scott Thorson	2007
David Trexler	2010
Derek Vail	2015
Dean Vinson	1995
Brandon Walker	2021
Tyler Warmoth	2016
Colby Weaver	1994
Ryan West	2000
Tyson Young	2010
Will Zirzow	2014



RESULTS

SERIES RECORDS

<i>OPPONENT</i>	<i>YEARS</i>	<i>RECORD</i>	<i>OPPONENT</i>	<i>YEARS</i>	<i>RECORD</i>	<i>OPPONENT</i>	<i>YEARS</i>	<i>RECORD</i>	<i>OPPONENT</i>	<i>YEARS</i>	<i>RECORD</i>
Akron	1999-2001	4-0	Hawaii	1977-2005	9-9	Northern Kentucky	1980	1-0	UC Santa Barbara	1996	1-0
Alabama	1967-2014	7-3	Hawaii-Hilo	1994-2005	10-1	Notre Dame	1956-2021	21-10	UNC-Asheville	1994-2018	24-1
Alabama State	2015-16	2-0	Hawaii Pacific	1998-2005	2-1	Oakland	1978-2017	10-0	UNC-Charlotte	1987	2-0
Amherst	1952-64	7-1	High Point	2009	2-0	Oglethorpe	1949	0-1	UNC-Greensboro	1997-98	4-0
Appalachian State	1993-2007	16-0	Hofstra	2007-12	16-0	Ohio	1970-74	1-1	UNC-Wilmington	1974-2015	6-0
Arizona	1963-2012	5-8	Holy Cross	1970	2-0	Ohio State	1960-2009	6-3	Union	1970-71	5-0
Arizona State	1987-2004	24-10	Howard	1976	1-1	Oklahoma	1982-98	2-1	UNLV	1977-84	4-8
Arkansas	1985-2019	1-5	Illinois	1956-90	6-0	Oklahoma State	1986	1-0	USC	1963-2000	2-6
Army	1975-2005	2-0	Illinois State	2004-20	2-0	Old Dominion	1988-95	2-0	USF	1969-2020	72-16
Auburn	1954-2017	77-41	Indiana	1956-2013	5-2	Ole Miss	1949-2021	7-2	Valdosta Red Sox*	1968	4-0
Austin Peay State	1979-87	5-0	Indiana State	1986	1-0	Olivet	1977	2-0	Valdosta State	1963-2011	24-4-1
Ball State	1984-1991	19-2	Iowa	1988	1-0	Oral Roberts	2004	3-0	Valparaiso	1982	1-0
Belmont Abbey	1969	2-0	Ithaca	1957-62	3-0	Oregon	2010	2-0	Vanderbilt	1972-2010	4-2
Bethune-Cookman	2000-11	5-0	Jackson State	1981	1-0	Otterbein	1976-82	7-0	VCU	2017	2-1
Boston College	2006-21	36-8	Jacksonville	1964-2021	128-40	Pacific	2017	4-0	Villanova	2013-16	4-0
Bowling Green State	1970-2016	4-0	Jacksonville NAS*	1953-54	2-2	Parsons	1967	0-2	Virginia	1972-2021	59-31
Bradley	1950	1-1	Jacksonville State	1953-73	3-0	Penn State	1957-69	7-2	Virginia Tech	1967-2021	47-16
Brooklyn College	1980	1-0	James Madison	First Meeting	0-0	Pensacola NAS*	1965	3-0	VMI	1990-2011	17-0
Brown	1971-2006	8-1	Kansas	2018	2-0	Pitt	1983-2021	26-5	Wake Forest	1962-2021	92-33
Bucknell	2008	1-1	Kent State	1992	1-0	Presbyterian	2013	2-0	Washington State	1988-99	2-0
Butler	2004	1-0	Kentucky	1965-77	6-1	Providence	1999	1-0	Western Carolina	1992-2002	4-1
BYU	1994	1-0	Kentucky Wesleyan	1968-69	4-0	Purdue	1993	0-1	Western Kentucky	1978-2001	14-1
California	1992	1-0	Kenyon College	1952	2-0	Rhode Island	2012-16	9-0	Western Michigan	1959-74	6-8
Cal State Fullerton	1984-2017	8-10	Lafayette	1971-90	4-0	Rice	1989	2-1	West Florida	1981-84	5-0
Cal State Northridge	1996	1-0	Lamar	1988	1-0	Richmond	1972-2019	23-0	West Virginia	1959-2004	4-2
Campbellsville	1981	1-0	Le Moyne	2010	2-1	Rider	1970-89	3-0	Wichita State	1989-2008	4-5
Camp Lejeune*	1959-63	3-1	Lenoir-Rhyne	1980	1-0	Ripon	1981	2-0	William & Mary	1967	1-0
Central Conn. State	2010	1-0	Lewis	1974	0-3	Rollins	1948-73	12-11	Wingate	1980-83	6-0
Central Michigan	1990-94	2-0	Liberty	1998-2001	2-0	Rose-Hulman Tech	1978	4-0	Winthrop	1993-2006	4-1
Charleston Southern ¹	1988-2010	25-0	LIU-Brooklyn	1997-98	2-0	Rutgers	1966-2003	2-0	Wisconsin	1955-58	8-1
Chicago State	1972	3-0	Long Beach State	1993-98	0-2	Samford	1985-2018	21-2	Wright State	1979-80	3-1
Cincinnati	1953-2020	26-2	Louisiana ⁴	1976-98	6-0	Sam Houston State	2017	2-0	Xavier	2018	3-0
The Citadel	1998-2003	9-1	Louisiana Monroe ⁵	1964	1-0	Santa Clara	1962	1-1	Yale	1957	2-0
Clemson	1958-2021	81-70-1	Louisville	1977-2021	29-11	Savannah State	2006-13	7-1	Youngstown State	2019	3-0
Cleveland State	1981-82	3-0	Loyola-New Orleans	1952-69	11-1	Seton Hall	1975	0-1			
Coastal Carolina	1991-2015	13-1	LSU	1955-2019	11-9	Siena	2000-07	9-0			
College of Charleston	1992-2016	13-2	Maine	1988-2019	13-0	South Alabama	1969-2016	37-27-1			
Columbus State ²	1974-76	5-0	Marietta	1973-77	1-1	South Carolina	1969-91	19-10			
Connecticut	1957	0-1	Marist	1997-2009	2-0	Southeastern Louisiana	1953	1-1			
Cumberland	1973	2-0	Marshall	1978-97	5-1	Southeast Missouri State	1982-94	3-0			
Dartmouth	1970	1-0	Maryland	1965-2014	68-8	Southern	1982	2-0			
Davidson	1954	1-0	Memphis ⁶	1977-1991	42-15	Southern Illinois	1968-70	6-1			
Dayton	1980	1-0	Mercer	1948-2021	65-8	Southern Miss	1982-2021	39-13			
Delaware	1979-98	1-1	Mercer-Atlanta	1974-82	8-0	Springfield College	1967-68	4-0			
Duke	1954-2021	79-27	Miami	1951-2021	157-132-4	Spring Hill	1966	4-0			
Duquesne	2008	3-0	Michigan	1959-2019	7-2	St. Bonaventure	1997	1-0			
East Carolina	1962-87	5-3	Michigan State	1957-2004	15-6	St. Francis (IL)	1979	3-1			
East Tennessee State	1978	2-0	Middle Georgia College	1948	2-0	St. John's	2016	2-1			
Eastern Illinois	1980	1-0	Millsaps	1949	1-0	St. Joseph's	1972-2005	14-0			
Eastern Michigan	1975-82	0-2	Minnesota	1981-2014	20-1	St. Leo	1969-98	29-4			
Evansville	2000-03	4-0	Mississippi College	1948-60	11-4	St. Louis	1965-81	1-1			
Fairleigh Dickinson	1973	2-0	Mississippi State	1964-2018	7-7	St. Thomas ⁸	1976	4-0			
Flagler	1980-82	4-1	Missouri S&T ⁷	1980	2-0	St. Xavier	1982-83	2-0			
Florida	1956-2021	130-122-1	Monmouth	1980	1-0	Stanford	1992-2012	11-9			
Florida A&M	1971-2002	13-0	Morehead State	1978-98	3-0	Stetson	1949-2021	66-24			
Florida Atlantic	1995-2020	11-1	Mount St. Mary's	2018	4-0	Stony Brook	2012	1-0			
Florida Gulf Coast	2009-21	10-5	Navy	1960-65	3-4	Tampa	1949-84	25-4-1			
Florida International	1973-2019	17-6	Nebraska	2004	1-0	TCU	2010	0-2			
Florida Southern	1949-74	29-13-1	Nebraska-Kearney ⁸	1977	2-0	Tennessee	1951-2007	7-4			
Fresno State	1991	0-1	New Orleans	1980-91	3-3	Tennessee-Martin	1979	2-0			
Furman	1955-1994	14-1	New York	1970	2-0	Tennessee Tech	1983-2017	4-1			
George Mason	1985	1-0	Niagara	1974-2020	12-1	Texas	1965-2003	3-4			
George Washington	1958-59	2-0	North Carolina	1956-2021	72-35	Texas A&M	1986-2011	3-3			
Georgia	1951-2019	41-27	NC State	1962-2021	74-35	Texas Tech	2016-20	1-4			
Georgia-Savannah	1948	1-1	North Central	1977	3-0	Toledo	2016	1-0			
Georgia Southern⁹	1948-2014	97-32	North Florida	2006-21	11-3	Troy ¹⁰	1948-2021	21-3			
Georgia SW State	1976	3-1	North Georgia College	2012	1-0	Tulane	1967-2008	40-18			
Georgia State	1981-2010	28-2	Northeastern Illinois	1996	1-0	UAB	1988-2012	2-0			
Georgia Tech	1959-2021	77-48	Northern Illinois	1971	1-0	UCF	1985-2021	38-7			
Grambling State	1985-2009	17-1	Northern Iowa	1991-2001	7-0	UCLA	2012	1-0			

¹Baptist College before 1992.

²Columbus College before 1996.

³Georgia Teachers before 1959.

⁴Southwestern Louisiana before 1999.

⁵Northeast Louisiana before 1999.

⁶Memphis State before 1994.

⁷Missouri-Rolla before 2008.

⁸Kearney State before 1991.

⁹Biscayne before 1985.

¹⁰Troy State before 2005.

*Amateur Team

2022 Opponent

SERIES RECORDS/RESULTS BY OPPONENT

PROFESSIONAL EXHIBITIONS

	FIRST	LAST	SERIES STANDINGS
Tallahassee Citizens	1951	1951	1-0
Tallahassee Rebels	1954	1954	1-1
Knoxville (A)	1958	1958	1-0
Birmingham (AA)	1968	1968	0-3
Pittsfield (AA)	1968	1968	0-3
Pawtucket (AAA)	1970	1970	0-1
Baltimore (AL)	1970	1970	0-1
Atlanta (NL)	1981	1982	1-1
Kansas City (AL)	1988	1988	Rained out
Tampa Bay (AL)	1998	1998	0-1
Florida (NL)	1994	2001	0-2
Philadelphia (NL)	2007	2012	0-4
New York (AL)	1978	2014	0-3
Totals			4-20 (.167)

AGAINST THE ACC

	FIRST	LAST	Overall RECORD	Both teams in ACC		
				FIRST	LAST	RECORD
Boston College	2006	2021	36-8	2006	2021	36-8
Clemson	1958	2021	81-70-1	1992	2021	56-54
Duke	1954	2021	79-27	1992	2021	61-18
Georgia Tech	1959	2021	77-48	1992	2021	52-40
Louisville	1977	2021	29-11	2015	2021	12-8
Miami	1951	2021	157-132-4	2005	2021	30-23
North Carolina	1956	2021	72-35	1992	2021	54-29
NC State	1962	2021	74-35	1992	2021	71-32
Notre Dame	1956	2021	21-10	2014	2021	16-6
Pitt	1983	2021	26-5	2015	2021	7-5
Virginia	1972	2021	59-31	1992	2021	57-31
Virginia Tech	1967	2021	47-16	2005	2021	27-12
Wake Forest	1962	2021	92-33	1992	2021	72-27
Totals			850-461-5 (.648)			551-293 (.653)

Former ACC Teams

	FIRST	LAST	Overall RECORD	Both teams in ACC		
				FIRST	LAST	RECORD
Maryland	1965	2014	68-8	1992	2014	64-8
South Carolina	1969	1991	19-10	-	-	-
Totals			87-18 (.829)			64-8 (.889)

AGAINST STATE SCHOOLS

	FIRST	LAST	SERIES STANDINGS
Bethune-Cookman	2000	2011	5-0
Florida	1956	2021	130-122-1
Florida AGM	1971	2002	13-0
Florida Atlantic	1995	2020	11-1
Florida Gulf Coast	2009	2021	10-5
Florida International	1973	2019	17-6
Florida Southern	1949	1974	29-13-1
Jacksonville	1964	2021	128-40
Jacksonville NAS*	1953	1954	2-2
Miami	1951	2021	157-132-4
North Florida	2006	2021	11-3
Pensacola NAS*	1965	1965	3-0
Rollins	1948	1973	12-11
St. Leo	1969	1998	29-4
St. Thomas	1976	1976	4-0
Stetson	1949	2021	66-24
Tampa	1949	1984	25-4-1
UCF	1985	2021	38-7
USF	1969	2020	72-16
West Florida	1981	1984	5-0
Totals			767-390-7 (.662)

*Amateur Team

AKRON: 4-0

At Florida State: FSU leads 4-0

3/23/99	Tallahassee	W	7-4
3/24/99	Tallahassee	W	12-2
3/20/01	Tallahassee	W	8-2
3/21/01	Tallahassee	W	14-2

ALABAMA: 7-3

At Florida State: FSU leads 5-3
Neutral: FSU leads 2-0

3/23/67	Tallahassee	L	3-4
3/25/67	Tallahassee	W	1-0
5/31/68	Gastonia, N.C. ¹	W	6-1
5/28/83	Tallahassee ¹	L	5-7
3/23/84	Dothan, Ala.	W	18-16
5/25/91	Tallahassee ¹	W	5-2
5/26/91	Tallahassee ¹	W	6-5
6/4/11	Tallahassee ¹	W	9-5
6/5/11	Tallahassee ¹	W	11-1
5/31/14	Tallahassee ¹	L	5-6

ALABAMA STATE: 2-0

At Florida State: FSU leads 2-0

3/25/15	Tallahassee	W	8-7
6/3/16	Tallahassee ¹	W	18-6

AMHERST: 7-1

At Florida State: FSU leads 7-1

3/27/52	Tallahassee	W	4-2
3/30/53	Tallahassee	W	5-0
3/31/53	Tallahassee	W	4-3
3/29/54	Tallahassee	W	11-3
3/30/54	Tallahassee	W	10-6
3/23/55	Tallahassee	W	10-1
3/24/55	Tallahassee	L	7-9 (10)
3/28/64	Tallahassee	W	5-0

APPALACHIAN STATE: 16-0

At Florida State: FSU leads 16-0

2/16/93	Tallahassee	W	8-3
2/17/93	Tallahassee	W	3-1
2/22/00	Tallahassee	W	8-2
2/23/00	Tallahassee	W	8-1
2/27/01	Tallahassee	W	10-4
2/28/01	Tallahassee	W	7-4
3/13/02	Tallahassee	W	4-2
3/13/02	Tallahassee	W	11-7
2/21/03	Tallahassee	W	16-6
2/22/03	Tallahassee	W	9-1
2/23/03	Tallahassee	W	17-0
2/25/05	Tallahassee	W	11-2
2/26/05	Tallahassee	W	4-1
2/23/07	Tallahassee	W	6-3
2/24/07	Tallahassee	W	10-2
2/25/07	Tallahassee	W	12-8

ARIZONA: 5-8

At Florida State: FSU leads 3-0
At Arizona: Arizona leads 2-1
Neutral: Arizona leads 6-1

6/11/63	Omaha, Neb. ³	L	3-4 (11)
6/13/70	Omaha, Neb. ³	W	4-0
5/31/80	Omaha, Neb. ³	L	3-5
6/6/86	Omaha, Neb. ³	L	5-9
6/9/86	Omaha, Neb. ³	L	2-10
2/17/90	Tallahassee	W	7-1
2/17/90	Tallahassee	W	16-8
2/18/90	Tallahassee	W	10-5
2/14/91	Tucson	W	15-8
2/15/91	Tucson	L	3-7
2/16/91	Tucson	L	2-3
6/15/12	Omaha, Neb. ³	L	3-4 (12)
6/21/12	Omaha, Neb. ³	L	3-10

RESULTS BY OPPONENT

ARIZONA STATE: 24-10

At Florida State: FSU leads 16-1

At Arizona State: Arizona State leads 8-7

Neutral: Tied 1-1

5/31/87	Omaha, Neb. ³	W	3-0
2/4/89	Tallahassee	W	9-6
2/5/89	Tallahassee	W	8-3
3/31/90	Tempe	L	1-9
4/1/90	Tempe	L	6-7
2/8/91	Tallahassee	W	6-5 (10)
2/9/91	Tallahassee	W	21-5
2/10/91	Tallahassee	W	4-3 (10)
2/9/92	Tempe	W	4-2
2/9/92	Tempe	L	1-4
2/11/94	Tallahassee	W	9-7
2/12/94	Tallahassee	W	13-2
2/13/94	Tallahassee	W	9-8 (8)
2/10/95	Tempe	W	11-2
2/11/95	Tempe	W	14-6
2/12/95	Tempe	L	2-8
2/7/97	Tallahassee	W	5-2
2/8/97	Tallahassee	L	6-9
2/9/97	Tallahassee	W	11-5
2/6/98	Tempe	W	3-2
2/7/98	Tempe	W	6-1
5/29/98	Omaha, Neb. ³	L	10-11
2/5/99	Tallahassee	W	4-1
2/6/99	Tallahassee	W	11-4
2/7/99	Tallahassee	W	7-5
2/4/00	Tempe	W	11-10
2/5/00	Tempe	L	9-15
2/6/00	Tempe	W	9-7
2/15/02	Tallahassee	W	9-4
2/16/02	Tallahassee	W	5-3
2/17/02	Tallahassee	W	6-4
2/6/04	Tempe	L	1-2
2/7/04	Tempe	L	9-10
2/8/04	Tempe	L	6-12

ARKANSAS: 1-5

At Florida State: Arkansas leads 3-0

At Arkansas: Arkansas leads 2-0

Neutral: FSU leads 1-0

5/25/85	Tallahassee ¹	L	6-7
6/11/04	Fayetteville ²	L	5-7
6/12/04	Fayetteville ²	L	2-4
6/5/09	Tallahassee ²	L	2-7
6/6/09	Tallahassee ²	L	8-9
6/15/19	Omaha, Neb. ³	W	1-0

ARMY: 2-0

At Florida State: FSU leads 1-0

Neutral: FSU leads 1-0

3/24/75	Miami, Fla.	W	7-4
6/3/05	Tallahassee ¹	W	3-2

AUBURN: 77-41

At Florida State: FSU leads 49-22

At Auburn: FSU leads 27-18

Neutral: Tied 1-1

3/20/54	Tallahassee	L	2-7
3/19/57	Tallahassee	W	8-2
3/20/57	Tallahassee	W	10-5
4/22/57	Auburn	L	9-10
4/23/57	Auburn	W	10-4
3/20/58	Tallahassee	L	3-4
3/20/58	Tallahassee	L	7-10

4/25/58	Auburn	W	5-1
4/26/58	Auburn	W	4-2
3/17/59	Tallahassee	W	11-3
3/17/59	Tallahassee	W	8-4
5/13/59	Auburn	W	4-3
5/14/59	Auburn	W	8-6
3/21/60	Tallahassee	L	4-10
3/22/60	Tallahassee	W	22-8
3/23/60	Tallahassee	W	11-4
5/6/60	Auburn	L	3-4 (7)
5/7/60	Auburn	L	5-6
3/20/61	Tallahassee	W	10-1
3/21/61	Tallahassee	W	10-9
3/21/61	Tallahassee	L	5-15
3/16/62	Tallahassee	L	7-12
3/17/62	Tallahassee	L	2-10
4/9/62	Auburn	L	6-7
4/10/62	Auburn	L	3-5
3/16/63	Tallahassee	W	2-1
3/18/63	Tallahassee	W	8-3
3/25/63	Auburn	W	5-1
3/26/63	Auburn	W	9-7
5/30/63	Gastonia, N.C. ¹	W	4-3
4/20/64	Auburn	L	3-5
5/4/64	Tallahassee	L	2-4
5/5/64	Tallahassee	L	5-19
4/5/65	Tallahassee	W	6-1
4/6/65	Tallahassee	W	12-0
3/22/66	Tallahassee	W	6-3
4/1/66	Auburn	L	2-7
4/2/66	Auburn	L	2-6
3/20/67	Tallahassee	L	7-12
3/21/67	Tallahassee	W	1-0
4/7/67	Auburn	L	2-5
4/8/67	Auburn	W	9-3
6/3/67	Gastonia, N.C. ¹	L	3-13
4/22/68	Tallahassee	W	2-1
4/23/68	Tallahassee	W	7-3
5/13/68	Auburn	W	3-2
5/14/68	Auburn	L	1-18
3/14/69	Tallahassee	L	0-1
3/15/69	Tallahassee	W	6-1
5/19/69	Auburn	L	4-7
5/20/69	Auburn	W	6-3
4/6/70	Tallahassee	W	10-4
4/7/70	Tallahassee	L	3-5
5/18/70	Auburn	W	5-0
5/19/70	Auburn	W	7-6
4/12/71	Tallahassee	W	13-8
4/13/71	Tallahassee	L	8-11
5/17/71	Auburn	W	9-4
5/18/71	Auburn	W	6-5
3/24/72	Tallahassee	L	3-9
3/25/72	Tallahassee	W	16-13
5/15/72	Auburn	L	3-9
5/16/72	Auburn	W	7-4
4/9/73	Tallahassee	L	2-4
4/10/73	Tallahassee	L	2-4
5/14/73	Auburn	W	4-2
5/15/73	Auburn	W	8-4
4/29/74	Tallahassee	W	11-1
4/30/74	Tallahassee	L	3-6
5/13/74	Auburn	L	4-5
5/14/74	Auburn	L	1-7
4/15/75	Tallahassee	W	3-1
4/16/75	Tallahassee	W	4-0
5/12/75	Auburn	L	3-4
5/12/75	Auburn	W	4-1
5/24/76	Tallahassee ¹	L	1-2
4/9/80	Tallahassee	W	21-7
4/9/80	Tallahassee	W	2-0

4/22/80	Auburn	W	9-5
4/23/80	Auburn	W	4-2
4/28/81	Auburn	W	7-1
4/29/81	Auburn	W	4-3
5/7/81	Tallahassee	W	7-5
5/7/81	Tallahassee	W	11-3
4/13/82	Auburn	L	5-9
4/14/82	Auburn	W	10-8 (5)
4/20/82	Tallahassee	W	14-0
4/21/82	Tallahassee	L	8-9
2/23/83	Tallahassee	W	12-9
2/23/83	Tallahassee	W	6-1
3/23/83	Auburn	W	7-5
2/28/84	Tallahassee	W	10-4
2/29/84	Tallahassee	W	12-2
5/27/89	Tallahassee ¹	W	7-6
5/24/97	Tallahassee ¹	L	7-8
5/25/97	Tallahassee ¹	W	9-7
5/25/97	Tallahassee ¹	L	2-5
5/24/98	Tallahassee ¹	W	16-10
6/4/99	Tallahassee ²	W	10-2
6/5/99	Tallahassee ²	W	6-3
5/26/01	Tallahassee ¹	W	10-6
5/27/01	Tallahassee ¹	W	9-6
2/11/05	Tallahassee	W	7-3
2/12/05	Tallahassee	W	6-5
2/13/05	Tallahassee	L	2-9
6/4/05	Tallahassee ¹	W	4-3
6/5/05	Tallahassee ¹	W	10-4
2/10/06	Auburn	L	2-5
2/11/06	Auburn	W	8-3
2/28/08	Auburn	W	7-5
2/29/08	Auburn	W	6-5
3/1/08	Tallahassee	W	4-3
3/2/08	Tallahassee	W	10-1
2/26/09	Tallahassee	W	8-7
2/27/09	Tallahassee	W	14-5
2/28/09	Auburn	L	9-10
6/4/17	Tallahassee ¹	W	8-7 (10)
6/5/17	Tallahassee ¹	W	6-0

AUSTIN PEAY STATE: 5-0

At Florida State: FSU leads 5-0

3/16/79	Tallahassee	W	12-0
3/16/79	Tallahassee	W	4-2
3/13/87	Tallahassee	W	8-3
3/14/87	Tallahassee	W	15-0
3/15/87	Tallahassee	W	26-1

BALL STATE: 19-2

At Florida State: FSU leads 19-2

3/1/84	Tallahassee	W	13-2
3/2/84	Tallahassee	W	5-1
3/3/84	Tallahassee	W	12-2
3/4/84	Tallahassee	W	8-6
3/2/85	Tallahassee	L	11-12
3/2/85	Tallahassee	W	12-10
3/3/85	Tallahassee	W	15-6
3/4/85	Tallahassee	L	9-10
3/3/87	Tallahassee	W	10-3
3/4/87	Tallahassee	W	9-2
3/5/87	Tallahassee	W	14-10
3/4/88	Tallahassee	W	6-4
3/10/89	Tallahassee	W	10-0
3/11/89	Tallahassee	W	11-1
3/12/89	Tallahassee	W	16-0
3/2/90	Tallahassee	W	19-10
3/3/90	Tallahassee	W	16-3
3/4/90	Tallahassee	W	12-4

3/5/91	Tallahassee	W	26-4
3/6/91	Tallahassee	W	17-2
3/7/91	Tallahassee	W	12-2

BELMONT ABBEY: 2-0

At Florida State: FSU leads 2-0

4/2/69	Tallahassee	W	10-9
4/3/69	Tallahassee	W	8-4

BETHUNE-COOKMAN: 5-0

At Florida State: FSU leads 5-0

5/26/00	Tallahassee ¹	W	6-3
5/25/01	Tallahassee ¹	W	8-1
6/4/04	Tallahassee ¹	W	10-3
6/1/07	Tallahassee ¹	W	6-2
6/3/11	Tallahassee ¹	W	6-5

BOSTON COLLEGE: 36-8

At Florida State: FSU leads 17-6

At Boston College: FSU leads 14-2

Neutral: FSU leads 5-0

4/7/06	Chestnut Hill, Mass.	W	7-1
4/8/06	Chestnut Hill, Mass.	W	4-2
4/9/06	Chestnut Hill, Mass.	W	7-5
3/23/07	Tallahassee	W	5-1
3/24/07	Tallahassee		10-3
3/25/07	Tallahassee	W	7-0
4/11/08	Chestnut Hill, Mass.	W	4-3
4/11/08	Chestnut Hill, Mass.	W	8-6
4/12/08	Chestnut Hill, Mass.	W	17-2
3/6/09	Tallahassee	W	4-1
3/7/09	Tallahassee	L	6-14
3/8/09	Tallahassee	L	5-12
5/20/09	Durham, N.C. ⁵	W	7-2
5/7/10	Chestnut Hill, Mass.	L	7-10
5/9/10	Chestnut Hill, Mass.	W	6-4
5/9/10	Chestnut Hill, Mass.	W	11-6
5/28/10	Greensboro, N.C. ⁵	W	12-2 (7)
3/11/11	Tallahassee	W	3-1
3/12/11	Tallahassee	W	15-6
3/13/11	Tallahassee	W	4-3
4/13/12	Chestnut Hill, Mass.	W	6-5
4/14/12	Chestnut Hill, Mass.	W	6-3
4/15/12	Chestnut Hill, Mass.	L	6-17
3/8/13	Tallahassee	W	4-0
3/9/13	Tallahassee	W	9-4
3/10/13	Tallahassee	W	9-1
3/28/14	Kingston, R.I.	W	11-7
3/28/14	Kingston, R.I.	W	6-0
3/29/14	Kingston, R.I.	W	10-1
3/6/15	Tallahassee	W	7-0
3/7/15	Tallahassee	W	3-2
3/8/15	Tallahassee	W	8-4
4/1/16	Chestnut Hill, Mass.	W	3-0
3/10/17	Tallahassee	L	5-8
3/11/17	Tallahassee	W	11-1
3/11/17	Tallahassee	W	13-0
4/20/18	Chestnut Hill, Mass.	W	13-12 (11)
4/21/18	Boston, Mass.	W	13-7
4/22/18	Chestnut Hill, Mass.	W	6-1
3/29/19	Tallahassee	L	7-10
3/30/19	Tallahassee	W	4-3
3/31/19	Tallahassee	L	0-8
4/16/21	Tallahassee	W	10-2
4/17/21	Tallahassee	W	5-1
4/18/21	Tallahassee	L	3-5



RESULTS BY OPPONENT

BOWLING GREEN STATE: 4-0

At Florida State: FSU leads 4-0

3/25/70	Tallahassee	W	17-8
5/6/16	Tallahassee	W	6-1
5/7/16	Tallahassee	W	10-0
5/8/16	Tallahassee	W	6-1

BRADLEY: 1-1

At Florida State: Tied 1-1

4/10/50	Tallahassee	W	3-2
4/11/50	Tallahassee	L	1-10

BROOKLYN COLLEGE: 1-0

At Florida State: FSU leads 1-0

3/16/80	Tallahassee	W	23-5
---------	-------------	---	------

BROWN: 8-1

At Florida State: FSU leads 8-1

3/31/71	Tallahassee	L	0-2
4/1/71	Tallahassee	W	3-1
4/1/71	Tallahassee	W	5-1
4/2/71	Tallahassee	W	12-1
4/3/71	Tallahassee	W	4-1
4/3/71	Tallahassee	W	6-1
3/3/06	Tallahassee	W	12-0
3/4/06	Tallahassee	W	21-5
3/5/06	Tallahassee	W	15-7

BUCKNELL: 1-1

At Florida State: Tied 1-1

5/30/08	Tallahassee ¹	L	0-7
6/1/08	Tallahassee ¹	W	24-9

BUTLER: 1-0

At Florida State: FSU leads 1-0

3/10/04	Tallahassee	W	11-2
---------	-------------	---	------

BYU: 1-0

At Florida State: FSU leads 1-0

5/30/94	Tallahassee ¹	W	7-1
---------	--------------------------	---	-----

CALIFORNIA: 1-0

Neutral: FSU leads 1-0

5/31/92	Omaha, Neb. ³	W	5-4
---------	--------------------------	---	-----

CAL STATE FULLERTON: 8-10

At Florida State: FSU leads 5-4

At Cal State Fullerton: Cal State Fullerton leads 2-1

Neutral: Cal State Fullerton leads 4-2

3/9/84	Fullerton	L	3-5
3/10/84	Fullerton	L	1-6
3/11/84	Fullerton	W	10-4
3/24/89	Tallahassee	W	6-5 (11)
3/25/89	Tallahassee	L	4-9
3/26/89	Tallahassee	W	10-0
5/29/92	Omaha, Neb. ³	L	2-7
6/2/92	Omaha, Neb. ³	L	0-6
2/26/93	Tallahassee	W	3-2
2/27/93	Tallahassee	L	2-6
2/28/93	Tallahassee	L	6-13
6/7/94	Omaha, Neb. ³	L	3-10
2/23/96	Anahaim, Calif.	L	1-3
2/15/97	Tallahassee	L	1-2

2/15/97	Tallahassee	W	8-5
2/16/97	Tallahassee	W	7-4
6/16/99	Omaha, Neb. ³	W	7-2
6/19/17	Omaha, Neb. ³	W	6-4

CAL STATE NORTHBRIDGE: 1-0

Neutral: FSU leads 1-0

5/26/96	Stanford, Calif. ¹	W	9-2
---------	-------------------------------	---	-----

CAMPBELLSVILLE: 1-0

At Florida State: FSU leads 1-0

3/18/81	Tallahassee	W	19-4
---------	-------------	---	------

CAMP LEJEUNE: 3-1

At Florida State: FSU leads 3-0

At Camp Lejeune: Camp Lejeune leads 1-0

3/13/59	Tallahassee	W	14-4
3/14/59	Tallahassee	W	11-3
3/14/59	Tallahassee	W	10-8
4/27/63	Camp Lejeune, N.C.	L	5-6

CENTRAL CONNECTICUT ST.: 1-0

Neutral: FSU leads 1-0

6/4/10	Norwich, Conn. ¹	W	11-3
--------	-----------------------------	---	------

CENTRAL MICHIGAN: 2-0

At Florida State: FSU leads 1-0

Neutral: FSU leads 1-0

5/25/90	Starkville, Miss. ¹	W	4-2
5/26/94	Tallahassee ¹	W	8-6

CHARLESTON SOUTHERN: 25-0

At Florida State: FSU leads 25-0

3/21/88	Tallahassee	W	9-8
3/22/88	Tallahassee	W	15-1
3/23/88	Tallahassee	W	7-0
2/20/89	Tallahassee	W	5-4 (10)
2/22/89	Tallahassee	W	10-2
3/16/90	Tallahassee	W	11-5
3/17/90	Tallahassee	W	11-1
3/3/92	Tallahassee	W	14-2
3/4/92	Tallahassee	W	13-8
2/17/98	Tallahassee	W	16-0
2/18/98	Tallahassee	W	13-0
2/16/99	Tallahassee	W	12-2
2/17/99	Tallahassee	W	7-2
2/29/00	Tallahassee	W	7-2
3/1/00	Tallahassee	W	12-1
2/28/03	Tallahassee	W	9-0
3/2/03	Tallahassee	W	10-7
3/2/03	Tallahassee	W	2-1
1/28/05	Tallahassee	W	2-1
1/29/05	Tallahassee	W	9-2
1/30/05	Tallahassee	W	11-4
2/3/06	Tallahassee	W	6-3
2/4/06	Tallahassee	W	12-2
2/5/06	Tallahassee	W	15-8
4/21/10	Tallahassee	W	12-4

CHICAGO STATE: 3-0

At Florida State: FSU leads 3-0

4/26/72	Tallahassee	W	10-5
4/27/72	Tallahassee	W	11-2
4/27/72	Tallahassee	W	12-0

CINCINNATI: 26-2

At Florida State: FSU leads 17-0

At Cincinnati: FSU leads 5-1

Neutral: FSU leads 4-1

4/13/53	Tallahassee	W	14-1
4/16/56	Tallahassee	W	8-2
3/19/78	Tallahassee	W	11-5
3/20/78	Tallahassee	W	19-8
3/21/78	Tallahassee	W	10-6
5/11/79	Tallahassee ^d	W	13-3
5/13/82	Tallahassee ^d	W	10-2
5/13/83	Tallahassee ^d	W	9-2
5/12/84	Tallahassee ^d	W	11-2
5/10/85	Tallahassee ^d	W	24-0
5/9/86	Tallahassee ^d	W	10-3
5/16/87	Columbia, S.C. ⁴	W	6-3
5/12/89	Cincinnati	L	0-2
5/13/89	Cincinnati	W	18-7
5/14/89	Cincinnati	W	8-7
5/11/90	Tallahassee	W	6-1
5/12/90	Tallahassee	W	12-3
5/13/90	Tallahassee	W	4-1
5/18/90	Hattiesburg, Miss. ⁴	L	4-5
5/20/90	Hattiesburg, Miss. ⁴	W	8-5
5/10/91	Cincinnati	W	15-5
5/11/91	Cincinnati	W	10-5
5/12/91	Cincinnati	W	13-9
5/15/91	Salem, Va. ⁴	W	9-3
5/18/91	Salem, Va. ⁴	W	13-12
2/21/20	Tallahassee	W	11-4
2/22/20	Tallahassee	W	10-5
2/23/20	Tallahassee	W	10-1

THE CITADEL: 9-1

At Florida State: FSU leads 9-1

2/24/98	Tallahassee	W	9-4
2/25/98	Tallahassee	W	15-5
3/16/99	Tallahassee	W	10-6
3/17/99	Tallahassee	W	8-4
5/28/99	Tallahassee ¹	W	24-6
3/27/01	Tallahassee	W	3-0
3/28/01	Tallahassee	L	2-5
3/19/02	Tallahassee	W	4-0
3/20/02	Tallahassee	W	11-3
3/26/03	Tallahassee	W	10-2

CLEMSON: 81-70-1

At Florida State: FSU leads 44-21-1

At Clemson: Clemson leads 35-23

Neutral: Tied 14-14

6/7/58	Gastonia, N.C. ¹	L	5-8
6/5/59	Gastonia, N.C. ¹	L	2-24
6/6/59	Gastonia, N.C. ¹	L	0-5
3/30/62	Tallahassee	W	14-8
4/19/62	Clemson	L	11-14
3/21/63	Tallahassee	W	10-7
3/22/63	Tallahassee	L	7-12
3/23/63	Tallahassee	W	12-3
3/19/64	Tallahassee	W	8-5
3/20/64	Tallahassee	L	5-8
3/21/64	Tallahassee	W	12-6
4/26/65	Clemson	L	8-9
4/27/65	Clemson	W	13-11
4/27/65	Clemson	W	16-3
5/23/66	Tallahassee	W	11-5
5/24/66	Tallahassee	W	4-3
5/25/66	Tallahassee	L	3-4
6/2/67	Gastonia, N.C. ¹	W	5-3

6/3/67	Gastonia, N.C. ¹	L	4-6
4/19/69	Clemson	W	6-2
4/19/69	Clemson	W	3-1
4/17/71	Clemson	L	0-11
4/17/71	Clemson	L	7-12
4/18/71	Clemson	L	2-3
3/10/72	Tallahassee	W	11-7
3/11/72	Tallahassee	W	6-3
3/12/72	Tallahassee	W	20-3
4/26/73	Clemson	L	1-2
4/26/73	Clemson	W	2-1
4/27/73	Clemson	W	9-1
3/8/74	Tallahassee	W	6-3
3/9/74	Tallahassee	L	5-7
3/10/74	Tallahassee	W	5-3
2/28/81	Tallahassee	W	9-8
3/1/81	Tallahassee	W	11-7
4/1/82	Clemson	W	8-1
4/2/82	Clemson	W	7-6 (7)
3/1/83	Tallahassee	W	5-4
3/2/83	Tallahassee	T	3-3
3/29/84	Clemson	L	0-13
3/30/84	Clemson	L	3-13
5/28/89	Tallahassee ¹	W	8-1
3/27/92	Clemson	L	4-10
3/28/92	Clemson	L	0-12
3/29/92	Clemson	L	0-14
5/11/92	Greenville, S.C. ⁵	L	2-5
5/13/92	Greenville, S.C. ⁵	L	0-11
5/7/93	Tallahassee	L	6-7
5/8/93	Tallahassee	W	4-3
5/9/93	Tallahassee	L	1-5
5/16/93	Greenville, S.C. ⁵	L	1-6
5/18/93	Greenville, S.C. ⁵	W	7-5
5/7/94	Clemson	L	2-5
5/8/94	Clemson	L	5-9
5/9/94	Clemson	W	8-3
5/21/94	Greenville, S.C. ⁵	W	10-4
5/22/94	Greenville, S.C. ⁵	L	1-4
4/21/95	Tallahassee	W	5-2
4/22/95	Tallahassee	W	7-2
4/23/95	Tallahassee	W	9-8
5/19/95	Greenville, S.C. ⁵	L	0-11
5/20/95	Greenville, S.C. ⁵	W	12-2
5/21/95	Greenville, S.C. ⁵	W	8-2
5/4/96	Clemson	L	0-3
5/5/96	Clemson	L	1-2
5/6/96	Clemson	L	0-2
5/18/96	Durham, N.C. ⁵	W	2-1
4/4/97	Tallahassee	L	7-10
4/5/97	Tallahassee	W	20-5
4/6/97	Tallahassee	W	11-10
5/16/97	St. Petersburg, Fla. ⁵	W	8-4
5/17/97	St. Petersburg, Fla. ⁵	W	10-0
4/24/98	Clemson	L	1-2
4/25/98	Clemson	L	4-5
4/26/98	Clemson	W	7-2
4/9/99	Tallahassee	W	8-0
4/10/99	Tallahassee	L	4-8
4/11/99	Tallahassee	W	5-3
5/22/99	Durham, N.C. ⁵	L	7-8
5/6/00	Clemson	L	7-8
5/7/00	Clemson	L	4-5
5/8/00	Clemson	L	4-7
5/18/00	Fort Mill, S.C. ⁵	L	4-8
4/6/01	Tallahassee	W	7-4
4/7/01	Tallahassee	W	7-6
4/8/01	Tallahassee	W	6-1
5/18/01	Fort Mill, S.C. ⁵	W	5-4
5/17/02	Clemson	W	9-3
5/18/02	Clemson	W	12-3

RESULTS BY OPPONENT

5/19/02	Clemson	W	9-3
5/23/02	St. Petersburg, Fla. ⁵	W	9-4
5/25/02	St. Petersburg, Fla. ⁵	W	4-1
4/11/03	Tallahassee	L	4-8
4/12/03	Tallahassee	W	7-2
4/13/03	Tallahassee	W	8-1
5/1/04	Clemson	W	11-6
5/2/04	Clemson	W	10-1
5/3/04	Clemson	L	9-18
4/2/05	Tallahassee	W	3-1
4/3/05	Tallahassee	L	3-7
4/3/05	Tallahassee	W	5-4
5/12/06	Clemson	L	1-9
5/13/06	Clemson	L	3-4 (10)
5/14/06	Clemson	L	2-11
5/11/07	Tallahassee	W	11-1
5/12/07	Tallahassee	L	6-7
5/13/07	Tallahassee	L	6-11
5/26/07	Jacksonville, Fla. ⁵	L	1-5
5/3/08	Clemson	W	9-8 (10)
5/4/08	Clemson	W	13-4
5/5/08	Clemson	W	4-2
3/20/09	Tallahassee	W	5-2
3/21/09	Tallahassee	L	7-8 (11)
3/22/09	Tallahassee	W	7-4
5/20/10	Clemson	L	8-9
5/21/10	Clemson	L	4-8
5/22/10	Clemson	L	3-8
5/19/11	Tallahassee	W	8-6
5/20/11	Tallahassee	L	4-7
5/21/11	Tallahassee	L	5-8
5/26/11	Durham, N.C. ⁵	W	6-3
5/12/12	Clemson	L	2-7
5/14/12	Clemson	L	7-9
5/14/12	Clemson	W	9-5
5/25/12	Greensboro, N.C. ⁵	L	7-9
5/16/13	Tallahassee	L	2-8
5/17/13	Tallahassee	W	2-1
5/18/13	Tallahassee	W	6-1
3/21/14	Clemson	L	3-9
3/22/14	Clemson	W	11-1
3/22/14	Clemson	W	4-3
5/14/15	Tallahassee	L	1-4
5/15/15	Tallahassee	L	0-7
5/16/15	Tallahassee	L	6-9
5/20/15	Durham, N.C. ⁵	W	3-1
4/30/16	Clemson	L	3-10
5/1/16	Clemson	W	11-2
5/2/16	Clemson	L	3-7
5/29/16	Durham, N.C. ⁵	L	13-18
4/15/17	Tallahassee	L	10-12
4/16/17	Tallahassee	W	7-3
4/17/17	Tallahassee	W	7-6
5/5/18	Clemson	W	3-2 (13)
5/6/18	Clemson	L	7-12
5/7/18	Clemson	L	4-5
5/26/18	Durham, N.C. ⁵	W	5-4
4/12/19	Tallahassee	W	6-2
4/13/19	Tallahassee	W	16-2
4/14/19	Tallahassee	W	6-4
5/14/21	Tallahassee	W	8-3
5/15/21	Tallahassee	L	5-9
5/16/21	Tallahassee	W	9-6

CLEVELAND STATE: 3-0

At Florida State: FSU leads 3-0

3/24/81	Tallahassee	W	10-3
3/20/82	Tallahassee	W	27-4
3/21/82	Tallahassee	W	24-15

COASTAL CAROLINA: 13-1

At Florida State: FSU leads 13-1

5/23/91	Tallahassee ¹	W	6-0
3/6/92	Tallahassee	W	6-1
3/7/92	Tallahassee	W	5-2
2/25/94	Tallahassee	W	4-0
2/26/94	Tallahassee	W	17-2
2/27/94	Tallahassee	W	4-1
2/17/95	Tallahassee	W	10-2
2/19/95	Tallahassee	W	6-0
3/8/96	Tallahassee	W	11-4
3/9/96	Tallahassee	W	16-8
3/10/96	Tallahassee	W	7-3
5/1/15	Tallahassee	W	16-2
5/2/15	Tallahassee	W	8-3
5/3/15	Tallahassee	L	2-4

COLLEGE OF CHARLESTON: 13-2

At Florida State: FSU leads 13-2

2/1/92	Tallahassee	W	15-3
2/2/92	Tallahassee	W	4-1
2/19/93	Tallahassee	W	7-6
2/20/93	Tallahassee	W	19-0
2/21/93	Tallahassee	W	17-2
3/8/94	Tallahassee	L	0-3
3/9/94	Tallahassee	W	4-0
3/10/94	Tallahassee	W	7-0
3/28/95	Tallahassee	W	11-1
3/29/95	Tallahassee	W	12-1
5/30/15	Tallahassee ¹	W	3-2
6/1/15	Tallahassee ¹	W	8-1
2/26/16	Tallahassee	L	1-2
2/27/16	Tallahassee	W	8-3
2/28/16	Tallahassee	W	11-2

COLUMBUS STATE: 5-0

At Florida State: FSU leads 3-0

At Columbus State: FSU leads 2-0

4/2/74	Tallahassee	W	3-0
5/12/74	Columbus	W	7-2
4/2/75	Tallahassee	W	10-2
5/11/75	Columbus	W	6-4
3/3/76	Tallahassee	W	5-4

CONNECTICUT: 0-1

Neutral: Connecticut leads 1-0

6/9/57	Omaha, Neb. ³	L	3-5
--------	--------------------------	---	-----

CUMBERLAND: 2-0

At Florida State: FSU leads 2-0

4/11/73	Tallahassee	W	3-0
4/12/73	Tallahassee	W	9-0

DARTMOUTH: 1-0

Neutral: FSU leads 1-0

6/14/70	Omaha, Neb. ³	W	6-0
---------	--------------------------	---	-----

DAVIDSON: 1-0

At Florida State: FSU leads 1-0

3/23/54	Tallahassee	W	7-1
---------	-------------	---	-----

DAYTON: 1-0

At Florida State: FSU leads 1-0

3/29/80	Tallahassee	W	28-2
---------	-------------	---	------

DELAWARE: 1-1

At Florida State: Tied 1-1

5/26/79	Tallahassee ¹	L	6-7
5/22/98	Tallahassee ¹	W	27-6

DUKE: 79-27

At Florida State: FSU leads 44-10

At Duke: FSU leads 25-11

Neutral: FSU leads 10-5

4/1/54	Tallahassee	L	4-8
4/2/54	Tallahassee	L	2-6
6/1/56	Gastonia, N.C. ¹	W	2-1
6/2/56	Gastonia, N.C. ¹	L	2-4
6/2/56	Gastonia, N.C. ¹	L	6-7 (10)
3/27/57	Tallahassee	W	2-0
3/30/57	Tallahassee	L	1-8
5/31/57	Gastonia, N.C. ¹	W	3-2
6/1/57	Gastonia, N.C. ¹	L	6-8
6/3/57	Gastonia, N.C. ¹	W	4-1
3/30/59	Tallahassee	L	3-6
4/2/59	Tallahassee	W	5-1
3/27/61	Tallahassee	W	10-6
3/28/61	Tallahassee	W	4-0
3/29/61	Tallahassee	W	7-5
3/30/61	Tallahassee	W	8-2
6/1/61	Gastonia, N.C. ¹	L	2-7
4/20/62	Durham	W	3-1
4/21/62	Durham	L	4-5
4/25/63	Durham	W	6-0
3/28/64	Tallahassee	W	10-4
3/30/65	Tallahassee	W	11-1
4/3/65	Tallahassee	W	9-4
4/22/65	Durham	W	11-2
2/1/91	Tallahassee	W	8-5
2/2/91	Tallahassee	W	10-4
2/3/91	Tallahassee	W	9-3
2/21/92	Tallahassee	W	13-1
2/22/92	Tallahassee	L	4-5
2/23/92	Tallahassee	W	1-0
3/22/93	Durham	L	0-3
3/23/93	Durham	W	8-5
3/24/93	Durham	W	3-1
5/3/94	Tallahassee	L	1-4
5/4/94	Tallahassee	W	11-7
5/5/94	Tallahassee	L	4-5
3/24/95	Durham	L	5-14
3/25/95	Durham	W	9-5
3/26/95	Durham	W	6-2
4/19/96	Tallahassee	W	6-2
4/20/96	Tallahassee	W	14-4
4/21/96	Tallahassee	W	9-7
5/17/96	Durham, N.C. ⁵	W	7-3
3/21/97	Durham	W	7-3
3/22/97	Durham	W	8-3
3/23/97	Durham	L	3-4
5/14/97	St. Petersburg, Fla. ⁵	W	4-2
5/17/97	St. Petersburg, Fla. ⁵	W	12-2
3/20/98	Tallahassee	W	6-5
3/21/98	Tallahassee	W	9-4
3/22/98	Tallahassee	W	10-9
5/15/99	Durham	W	11-3
5/15/99	Durham	W	9-1
5/16/99	Durham	W	7-0
3/10/00	Tallahassee	W	17-0

3/11/00	Tallahassee	W	8-3
3/12/00	Tallahassee	W	9-6
5/11/01	Durham	W	12-3
5/12/01	Durham	W	12-4
5/13/01	Durham	L	7-8
5/5/02	Tallahassee	W	18-4
5/6/02	Tallahassee	W	18-5
5/7/02	Tallahassee	W	13-3
5/22/02	St. Petersburg, Fla. ⁵	W	10-7
5/16/03	Tallahassee	W	11-6
5/16/03	Tallahassee	W	12-7
5/17/03	Tallahassee	W	15-8
5/22/03	Salem, Va. ⁵	W	13-0
5/14/04	Tallahassee	W	14-1
5/15/04	Tallahassee	W	10-7
5/16/04	Tallahassee	W	6-3
5/27/04	Salem, Va. ⁵	W	6-3
3/25/05	Durham	W	5-3
3/26/05	Durham	L	7-8
3/26/05	Durham	W	11-4
3/24/06	Tallahassee	W	7-2
3/25/06	Tallahassee	W	12-4
3/26/06	Tallahassee	W	15-5
3/30/07	Durham	W	15-3
3/31/07	Durham	L	5-8
4/1/07	Durham	W	8-5
4/16/10	Durham	W	16-3
4/17/10	Durham	L	6-10
4/18/10	Durham	W	8-3
4/22/11	Tallahassee	W	2-1
4/23/11	Tallahassee	W	10-3
4/24/11	Tallahassee	W	13-9
3/9/12	Durham	W	5-3
3/10/12	Durham	W	5-0
3/11/12	Durham	W	10-2
4/12/13	Tallahassee	W	16-2
4/13/13	Tallahassee	W	8-3
4/13/13	Tallahassee	W	8-5
5/15/14	Tallahassee	W	3-0
5/16/14	Tallahassee	W	9-8
5/17/14	Tallahassee	L	5-7
5/13/16	Durham	L	4-5
5/14/16	Durham	L	1-3
5/15/16	Durham	W	4-3
5/27/17	Louisville, Ky. ⁵	W	5-1
4/13/18	Tallahassee	L	1-7
4/14/18	Tallahassee	L	5-6 (11)
3/6/20	Durham	L	1-2
3/7/20	Durham	L	3-4
3/8/20	Durham	W	10-2
5/26/21	Charlotte, N.C. ⁵	L	1-12

DUQUESNE: 3-0

At Florida State: FSU leads 3-0

2/23/08	Tallahassee	W	14-3 (7)
2/23/08	Tallahassee	W	15-3 (7)
2/24/08	Tallahassee	W	15-3 (8)

RESULTS BY OPPONENT

EAST CAROLINA: 5-3

At Florida State: Tied 1-1

At East Carolina: FSU leads 1-0

Neutral: FSU leads 3-2

4/23/62	Chapel Hill, N.C.	L	2-19
4/26/63	Greenville, N.C.	W	6-1
6/3/66	Gastonia, N.C. ¹	W	6-3
5/30/68	Gastonia, N.C. ¹	L	1-2
6/1/68	Gastonia, N.C. ¹	W	3-2
5/28/70	Gastonia, N.C. ¹	W	2-0
5/25/84	Tallahassee ¹	L	4-7
5/21/87	Tallahassee ¹	W	10-5

EAST TENNESSEE STATE: 2-0

At Florida State: FSU leads 2-0

3/10/78	Tallahassee	W	14-1
3/10/78	Tallahassee	W	7-4

EASTERN ILLINOIS: 1-0

At Florida State: FSU leads 1-0

3/27/80	Tallahassee	W	10-9
---------	-------------	---	------

EASTERN MICHIGAN: 0-2

Neutral: Eastern Michigan leads 2-0

6/7/75	Omaha, Neb. ³	L	1-2
5/28/82	Austin, Texas ¹	L	2-7

EVANSVILLE: 4-0

At Florida State: FSU leads 4-0

5/27/00	Tallahassee ¹	W	11-2
2/14/03	Tallahassee	W	13-2
2/15/03	Tallahassee	W	14-3
2/16/03	Tallahassee	W	11-1

FAIRLEIGH DICKINSON: 2-0

At Florida State: FSU leads 2-0

4/1/73	Tallahassee	W	2-1
4/1/73	Tallahassee	W	5-0

FLAGLER: 4-1

At Florida State: FSU leads 4-1

4/20/80	Tallahassee	W	12-1
4/9/81	Tallahassee	L	3-4
4/9/81	Tallahassee	W	12-4
4/30/82	Tallahassee	W	5-2
5/1/82	Tallahassee	W	13-1

FLORIDA: 130-122-1

At Florida State: FSU leads 70-41-1

At Florida: Florida leads 66-50

Neutral: Florida leads 14-11

4/9/56	Gainesville	L	5-7
4/5/57	Tallahassee	L	2-13
4/6/57	Tallahassee	W	4-1
4/11/58	Gainesville	L	7-8
4/12/58	Gainesville	L	1-8
6/7/58	Gastonia, N.C. ¹	L	1-2
3/28/59	Tallahassee	W	8-7
4/10/59	Tallahassee	L	3-6
4/11/59	Tallahassee	L	7-9
5/9/60	Gainesville	W	8-4
5/10/60	Gainesville	W	13-11
4/3/61	Tallahassee	L	2-3

4/4/61	Tallahassee	W	8-5
5/18/62	Gainesville	L	5-9
5/19/62	Gainesville	W	6-2
5/31/62	Gastonia, N.C. ¹	L	0-1
6/2/62	Gastonia, N.C. ¹	W	3-1 (5)
5/3/63	Gainesville	L	1-3
5/4/63	Gainesville	L	3-6
5/24/63	Tallahassee	W	6-2
5/25/63	Tallahassee	W	5-1
5/25/63	Tallahassee	L	1-3
5/22/64	Tallahassee	L	2-6
5/23/64	Tallahassee	W	4-3
5/29/64	Gainesville	L	1-2
5/30/64	Gainesville	L	1-2
5/30/64	Gainesville	W	5-4
5/21/65	Gainesville	L	6-8
5/22/65	Gainesville	W	3-2
6/2/65	Tallahassee	W	5-4
6/3/65	Tallahassee	L	10-11
5/6/66	Gainesville	W	16-4
5/7/66	Gainesville	L	0-1
5/20/66	Tallahassee	W	1-0
5/21/66	Tallahassee	W	4-0
5/19/67	Tallahassee	W	7-5
5/20/67	Tallahassee	L	2-5
5/26/67	Gainesville	W	6-3
5/27/67	Gainesville	L	1-2
5/27/67	Gainesville	L	1-3
5/7/68	Gainesville	L	2-3
5/8/68	Gainesville	L	2-3
5/24/68	Tallahassee	W	1-0
5/25/68	Tallahassee	W	5-0
5/25/68	Tallahassee	W	5-0
4/28/69	Tallahassee	W	3-1
4/29/69	Tallahassee	L	4-9
5/23/69	Gainesville	L	0-8
5/24/69	Gainesville	L	1-3
5/24/69	Gainesville	W	3-1
5/12/70	Gainesville	L	1-3
5/13/70	Gainesville	L	4-5
5/22/70	Tallahassee	L	3-4
5/23/70	Tallahassee	W	1-0
5/23/70	Tallahassee	W	9-4
5/21/71	Gainesville	W	7-2
5/22/71	Gainesville	W	2-0
5/22/71	Gainesville	L	3-4
5/28/71	Tallahassee	L	1-4
5/29/71	Tallahassee	W	7-0
5/19/72	Gainesville	L	1-3
5/20/72	Gainesville	L	1-3
5/26/72	Tallahassee	W	8-1
5/27/72	Tallahassee	W	4-2
5/27/72	Tallahassee	W	9-4
5/19/73	Tallahassee	W	3-0
5/20/73	Tallahassee	W	9-5
5/25/73	Gainesville	W	8-7
5/26/73	Gainesville	L	0-4
5/26/73	Gainesville	W	8-0
5/17/74	Tallahassee	T	0-0
5/18/74	Tallahassee	L	2-6
5/18/74	Tallahassee	W	4-3
5/19/74	Gainesville	L	4-5
5/20/74	Gainesville	W	4-3
3/1/75	Tallahassee	W	14-0
3/2/75	Tallahassee	W	6-4
4/29/75	Gainesville	W	9-5
4/29/75	Gainesville	L	5-8
4/30/75	Gainesville	W	8-7
4/12/76	Tallahassee	W	8-2
4/13/76	Tallahassee	W	3-1
4/20/76	Gainesville	W	8-5

4/21/76	Gainesville	W	11-3
3/7/77	Tallahassee	L	3-8
3/7/77	Tallahassee	L	1-2
4/16/77	Gainesville	L	3-7
4/17/77	Gainesville	W	8-7
4/26/78	Tallahassee	W	5-1
4/27/78	Tallahassee	W	9-8
5/2/78	Gainesville	W	7-1
5/2/78	Gainesville	L	4-5
3/8/79	Gainesville	W	4-3
3/9/79	Gainesville	L	3-16
4/8/79	Tallahassee	W	12-7
5/4/79	Tallahassee	W	20-7
5/25/79	Tallahassee ¹	L	5-9
3/8/80	Tallahassee	L	6-21
4/15/80	Gainesville	W	2-1
4/16/80	Gainesville	W	15-2
3/13/81	Gainesville	W	3-1
3/14/81	Gainesville	L	5-17
4/1/81	Tallahassee	W	14-10
4/2/81	Tallahassee	L	9-12
5/21/81	Miami, Fla. ¹	W	5-1
5/23/81	Miami, Fla. ¹	L	4-5
3/11/82	Tallahassee	W	17-16
3/12/82	Tallahassee	W	8-1
3/13/82	Gainesville	L	6-9
3/14/82	Gainesville	W	7-6
3/5/83	Gainesville	L	2-6
3/6/83	Gainesville	L	14-16
4/10/83	Tallahassee	L	5-7
4/10/83	Tallahassee	W	9-3
2/5/84	Miami, Fla.	L	3-8
4/4/84	Tallahassee	L	3-11
4/4/84	Tallahassee	W	11-9
4/17/84	Gainesville	L	7-8
4/18/84	Gainesville	W	7-4
3/15/85	Gainesville	L	2-3
3/16/85	Gainesville	L	1-6
3/28/85	Tallahassee	W	12-10
4/2/85	Tallahassee	L	3-6
2/25/86	Gainesville	W	10-6
2/26/86	Gainesville	W	10-7
4/15/86	Tallahassee	W	7-6
4/16/86	Tallahassee	W	8-0
4/14/87	Tallahassee	W	12-6
4/15/87	Tallahassee	W	14-11
5/5/87	Gainesville	L	5-10
5/6/87	Gainesville	L	5-7
4/13/88	Tallahassee	W	7-2
4/20/88	Gainesville	L	5-8
5/28/88	Tallahassee ¹	L	3-9
2/18/89	Gainesville	L	1-5
2/19/89	Gainesville	L	5-6
4/11/89	Tallahassee	L	0-5
4/12/89	Tallahassee	W	7-5
3/8/90	Gainesville	W	5-1
3/9/90	Gainesville	W	3-2
3/10/90	Tallahassee	W	5-3
3/11/90	Tallahassee	W	7-6
3/9/91	Tallahassee	W	8-3
3/10/91	Tallahassee	W	5-3
4/16/91	Gainesville	W	4-2
4/17/91	Gainesville	L	3-4
6/2/91	Omaha, Neb. ³	L	0-5
2/19/92	Gainesville	W	2-1
4/8/92	Tallahassee	W	4-0
4/15/92	Tallahassee	L	1-3
5/5/92	Gainesville	W	4-1
3/4/93	Tallahassee	W	2-0
3/5/93	Tallahassee	W	9-3
3/6/93	Gainesville	W	4-2

3/7/93	Gainesville	W	8-4
3/3/94	Gainesville	L	0-4
3/4/94	Gainesville	W	10-5
3/5/94	Tallahassee	W	7-2
3/6/94	Tallahassee	L	5-12
3/9/95	Tallahassee	W	6-3
3/10/95	Tallahassee	W	2-1
3/11/95	Gainesville	W	7-0
3/12/95	Gainesville	L	3-9
2/29/96	Gainesville	W	11-2
3/2/96	Tallahassee	L	4-6
3/3/96	Tallahassee	L	10-11
6/1/96	Omaha, Neb. ³	L	2-5
6/4/96	Omaha, Neb. ³	L	3-6
2/27/97	Tallahassee	L	2-3 (11)
2/28/97	Tallahassee	W	10-8
3/1/97	Gainesville	L	6-13
3/2/97	Gainesville	W	9-5
2/21/98	Gainesville	L	1-3
2/28/98	Tallahassee	W	9-7
3/1/98	Tallahassee	L	5-10 (10)
2/20/99	Tallahassee	L	5-6
2/21/99	Tallahassee	W	12-3
2/27/99	Gainesville	L	2-4
2/28/99	Gainesville	W	8-4
2/19/00	Gainesville	W	15-6
2/20/00	Gainesville	W	17-8
2/26/00	Tallahassee	W	6-2
2/27/00	Tallahassee	W	8-7
2/17/01	Tallahassee	W	19-6
2/18/01	Tallahassee	L	5-6
2/24/01	Gainesville	L	2-3 (10)
2/25/01	Gainesville	W	13-11
3/1/02	Gainesville	W	5-4
3/3/02	Tallahassee	W	9-4
3/7/03	Tallahassee	W	5-4
3/8/03	Tallahassee	W	9-7
3/9/03	Gainesville	L	8-9
3/31/04	Gainesville	L	6-7 (11)
4/21/04	Tallahassee	W	16-4
5/12/04	Gainesville	L	2-3
3/30/05	Tallahassee	L	2-9
4/19/05	Tallahassee	W	4-2
5/3/05	Gainesville	W	9-4
6/10/05	Gainesville ²	L	1-8
6/11/05	Gainesville ²	L	5-8
2/28/06	Gainesville	W	6-4
4/19/06	Tallahassee	L	3-8
2/20/07	Gainesville	W	14-6
4/3/07	Jacksonville, Fla.	L	7-16
4/18/07	Tallahassee	L	4-5
3/18/08	Gainesville	L	1-6
4/1/08	Jacksonville, Fla.	W	10-2
4/15/08	Tallahassee	W	4-2
5/31/08	Tallahassee ¹	W	17-11
3/17/09	Gainesville	L	4-5
3/31/09	Jacksonville, Fla.	W	3-2 (5)
4/14/09	Tallahassee	L	2-10
3/2/10	Tampa, Fla.	W	10-5
3/16/10	Gainesville	L	5-8
3/30/10	Jacksonville, Fla.	W	7-2
4/13/10	Tallahassee	W	3-2
6/21/10	Omaha, Neb. ³	W	8-5
3/1/11	Tampa, Fla.	W	5-3</

RESULTS BY OPPONENT

3/26/13	Jacksonville, Fla.	W	2-1
4/9/13	Tallahassee	L	3-4
3/18/14	Gainesville	L	1-3
3/25/14	Jacksonville, Fla.	L	1-4
4/8/14	Tallahassee	L	0-8
3/17/15	Gainesville	L	8-14
3/31/15	Jacksonville, Fla.	W	8-3
4/14/15	Tallahassee	W	4-3 (12)
6/5/15	Gainesville ²	L	5-13
6/6/15	Gainesville ²	L	4-11
3/15/16	Gainesville	L	0-6
3/29/16	Jacksonville, Fla.	L	2-3
4/12/16	Tallahassee	L	2-8
6/11/16	Gainesville ²	W	3-0
6/12/16	Gainesville ²	L	0-5
6/13/16	Gainesville ²	L	0-7
3/14/17	Gainesville	L	0-1
3/28/17	Jacksonville, Fla.	L	1-4
4/11/17	Tallahassee	L	7-10
3/13/18	Gainesville	L	6-12
3/27/18	Jacksonville, Fla.	L	0-1
4/10/18	Tallahassee	L	3-6
3/12/19	Gainesville	L	7-20
3/26/19	Jacksonville, Fla.	L	2-4
4/9/19	Tallahassee	L	1-3
3/10/20	Gainesville	W	2-0
3/16/21	Tallahassee	W	10-2
4/13/21	Gainesville	L	2-3 (10)

FLORIDA A&M: 13-0

At Florida State: FSU leads 10-0
At Florida A&M: FSU leads 3-0

3/26/71	Florida State	W	2-1
3/27/71	Florida State	W	21-1
3/28/71	Florida State	W	7-1
4/13/72	Florida State	W	12-10
4/19/72	Florida State	W	9-2
5/2/72	Florida A&M	W	12-4
5/3/72	Florida A&M	W	13-7
4/23/73	Florida A&M	W	14-6
5/7/73	Florida State	W	8-1
4/5/79	Florida State	W	13-1
4/26/79	Florida State	W	20-4
5/2/79	Florida State	W	9-1
5/3/02	Florida State	W	17-7

FAU: 11-1

At Florida State: FSU leads 10-1
Neutral: FSU leads 1-0

2/3/95	Tallahassee	W	21-4
2/4/95	Tallahassee	W	11-7
2/5/95	Tallahassee	W	8-4
4/30/96	Tallahassee	W	9-8
5/1/96	Tallahassee	W	13-5
3/18/97	Tallahassee	W	11-3
3/19/97	Tallahassee	L	5-13
3/24/98	Tallahassee	W	15-3
3/25/98	Tallahassee	W	7-5
5/31/19	Athens, Ga. ¹	W	13-7
2/28/20	Tallahassee	W	5-1
2/29/20	Tallahassee	W	16-6

FLORIDA GULF COAST: 10-5

At Florida State: FSU leads 10-4
At Florida Gulf Coast: Florida Gulf Coast leads 1-0

3/24/09	Tallahassee	W	11-3
3/25/09	Tallahassee	W	11-9
4/19/11	Tallahassee	W	13-2
4/20/11	Tallahassee	W	6-4
4/4/12	Tallahassee	L	1-5
4/2/13	Tallahassee	W	12-9
4/1/14	Tallahassee	W	8-3
4/7/15	Tallahassee	W	5-0
4/8/15	Tallahassee	L	0-5
5/11/16	Tallahassee	L	8-11 (10)
3/15/17	Fort Myers	L	2-5
4/4/17	Tallahassee	W	7-6
4/5/17	Tallahassee	W	3-2 (5)
5/11/21	Tallahassee	L	7-8
5/12/21	Tallahassee	W	2-1

FIU: 17-6

At Florida State: FSU leads 13-4
At Florida International: FSU leads 4-2

2/17/73	Miami	W	7-4
3/18/74	Miami	W	5-2
4/15/74	Tallahassee	W	2-0
4/15/74	Tallahassee	L	4-5
3/15/75	Tallahassee	W	7-5
3/22/75	Miami	W	12-4
4/21/84	Tallahassee	W	10-3
4/22/84	Tallahassee	W	12-3
3/8/86	Tallahassee	W	9-3
3/9/86	Tallahassee	W	12-10
4/29/86	Miami	W	12-0
3/26/88	Tallahassee	L	7-8
3/27/88	Tallahassee	W	5-2
5/4/88	Miami	L	1-2
2/20/90	Tallahassee	W	5-0
2/21/90	Tallahassee	L	3-4
5/2/90	Miami	L	3-4
5/24/91	Tallahassee ¹	W	6-3
5/6/09	Tallahassee	W	15-5
2/24/12	Tallahassee	L	5-8
2/25/12	Tallahassee	W	3-1
2/26/12	Tallahassee	W	2-1
3/20/19	Tallahassee	W	9-6

FLORIDA SOUTHERN: 29-13-1

At Florida State: FSU leads 13-8
At Florida Southern: FSU leads 16-5-1

4/15/49	Tallahassee	L	3-5
4/16/49	Tallahassee	L	8-10
5/20/49	Lakeland	L	1-3
5/21/49	Lakeland	L	1-3
4/7/50	Tallahassee	L	2-4
4/8/50	Tallahassee	W	10-6
3/26/51	Lakeland	W	15-6
3/27/51	Lakeland	W	13-3
5/3/51	Tallahassee	W	6-5
4/25/52	Lakeland	W	9-3
4/26/52	Lakeland	W	5-0
4/29/52	Tallahassee	W	22-11
5/8/53	Lakeland	L	2-7
5/9/53	Lakeland	W	15-4
5/7/54	Tallahassee	W	10-1
5/8/54	Tallahassee	W	16-1
3/11/55	Lakeland	W	4-1
3/12/55	Lakeland	W	15-0
3/23/56	Tallahassee	W	9-2

3/24/56	Tallahassee	W	8-5
4/26/57	Lakeland	W	4-0
4/27/57	Lakeland	W	10-2
4/28/58	Tallahassee	W	5-0
4/29/58	Tallahassee	W	11-1
4/17/59	Lakeland	L	1-2
4/20/60	Tallahassee	L	4-11
4/21/60	Tallahassee	L	3-5
4/14/61	Lakeland	W	5-4
4/15/61	Lakeland	W	13-2
5/11/62	Tallahassee	W	9-7
5/12/62	Tallahassee	W	12-11
3/30/63	Lakeland	W	6-0
3/16/64	Tallahassee	W	5-2
3/17/64	Tallahassee	L	4-8
3/15/65	Lakeland	W	4-3
3/6/69	Lakeland	T	5-5 (7)
3/20/70	Lakeland	W	1-0
4/23/70	Tallahassee	W	7-6
3/18/72	Lakeland	W	11-4
3/31/72	Tallahassee	L	2-4
3/26/73	Lakeland	L	2-3
3/19/74	Lakeland	W	9-7
4/22/74	Tallahassee	L	2-4

FRESNO STATE: 0-1

Neutral: Fresno State leads 1-0

5/31/91	Omaha, Neb. ³	L	3-6
---------	--------------------------	---	-----

FURMAN: 14-1

At Florida State: FSU leads 12-1
Neutral: FSU leads 2-0

3/18/55	Tallahassee	W	17-3
3/19/55	Tallahassee	W	6-3
3/16/56	Tallahassee	W	6-1
3/17/56	Tallahassee	W	20-0
4/2/62	Tallahassee	L	2-7
4/3/62	Tallahassee	W	21-9
4/5/63	Tallahassee	W	13-3
4/6/63	Tallahassee	W	9-2
5/29/65	Gastonia, N.C. ¹	W	2-1
5/29/65	Gastonia, N.C. ¹	W	7-5
4/13/66	Tallahassee	W	15-2
4/7/69	Tallahassee	W	8-2
4/8/69	Tallahassee	W	7-2
4/23/94	Tallahassee	W	8-0
4/24/94	Tallahassee	W	15-0

GEORGE MASON: 1-0

At Florida State: FSU leads 1-0

5/23/85	Tallahassee ¹	W	11-0
---------	--------------------------	---	------

GEORGE WASHINGTON: 2-0

Neutral: FSU leads 2-0

6/5/58	Gastonia, N.C. ¹	W	3-1
6/4/59	Gastonia, N.C. ¹	W	3-2

GEORGIA: 41-27

At Florida State: FSU leads 19-11
At Georgia: FSU leads 22-16

3/21/51	Tallahassee	W	9-4
4/27/51	Athens	W	8-6
4/28/51	Athens	L	0-2
3/21/52	Tallahassee	L	3-8
3/22/52	Tallahassee	W	8-3
3/23/53	Tallahassee	L	0-3

4/28/53	Athens	L	6-12
3/18/54	Tallahassee	W	8-7
4/5/54	Athens	L	7-8
3/21/55	Tallahassee	W	9-2
3/22/55	Tallahassee	L	6-7
5/2/55	Athens	W	14-5
5/3/55	Athens	L	3-17
4/23/56	Tallahassee	L	0-2
5/7/56	Athens	W	9-8
5/8/56	Athens	W	6-2
3/18/59	Tallahassee	L	1-4
3/19/59	Tallahassee	W	16-4
5/11/59	Athens	W	8-2
5/12/59	Athens	W	4-2
3/18/60	Tallahassee	W	10-1
3/31/60	Athens	W	9-2
4/1/60	Athens	L	8-11
3/15/61	Tallahassee	W	9-8
3/16/61	Tallahassee	W	11-3
4/21/61	Athens	W	5-3
4/22/61	Athens	L	9-10
3/14/62	Tallahassee	W	13-3
3/15/62	Tallahassee	W	6-3
5/17/63	Athens	W	9-6
5/18/63	Athens	W	4-3
4/22/64	Athens	L	5-6
4/23/64	Athens	W	18-11
3/20/67	Tallahassee	L	1-2
3/19/68	Tallahassee	W	2-0
3/20/68	Tallahassee	L	2-3
4/21/69	Athens	W	5-0
4/22/69	Athens	W	12-3
4/19/71	Athens	W	6-0
4/19/71	Athens	L	2-4
3/25/81	Athens	W	8-3
3/26/81	Athens	L	2-4
2/20/82	Tallahassee	L	5-21
2/21/82	Tallahassee	W	6-5
4/4/87	Tallahassee	L	5-6
4/5/87	Tallahassee	L	3-4
6/2/01	Athens ²	L	7-8
6/3/01	Athens ²	W	11-6
6/4/01	Athens ²	L	3-8
6/3/06	Athens ¹	W	6-4
6/4/06	Athens ¹	L	1-7
6/5/06	Athens ¹	L	2-3
3/12/08	Tallahassee	L	10-13
3/12/08	Tallahassee	W	8-3
5/30/09	Tallahassee ¹	W	8-2
3/5/10	Tallahassee	W	12-1
3/6/10	Tallahassee	W	9-2
3/7/10	Tallahassee	W	17-5
3/4/11	Athens	W	6-5
3/5/11	Athens	L	1-2
3/6/11	Athens	W	7-5
2/21/14	Tallahassee	W	8-3
2/22/14	Tallahassee	W	10-4
2/20/15	Athens	W	7-5
2/21/15	Athens	L	1-4
2/21/15	Athens	L	5-10
6/1/19	Athens ¹	W	12-3
6/2/19	Athens ¹	W	10-1

GEORGIA-SAVANNAH: 1-1

At Florida State: FSU leads 1-0
At Georgia-Savannah: Georgia-Savannah leads 1-0

4/24/48	Savannah	L	4-9
5/15/48	Tallahassee	W	8-3

RESULTS BY OPPONENT

GEORGIA SOUTHERN: 97-32

At Florida State: FSU leads 49-16
At Georgia Southern: FSU leads 47-16
Neutral: FSU leads 1-0

5/7/48	Statesboro	W	5-2
5/8/48	Statesboro	W	12-8
3/20/53	Tallahassee	W	14-6
3/21/53	Tallahassee	W	15-4
4/24/53	Statesboro	L	2-6
4/25/53	Statesboro	W	15-6
4/15/54	Tallahassee	W	7-4
4/29/55	Statesboro	W	10-3
4/30/55	Statesboro	W	12-2
3/19/56	Tallahassee	W	6-5
3/20/56	Tallahassee	W	10-5
5/4/56	Statesboro	W	5-3
4/19/57	Statesboro	W	13-2
4/20/57	Statesboro	W	8-3
5/31/57	Gastonia, N.C. ¹	W	5-3
5/16/58	Tallahassee	W	15-10
5/17/58	Tallahassee	W	17-3
4/25/59	Tallahassee	W	7-1
5/9/59	Statesboro	L	4-5
4/25/60	Tallahassee	W	12-5
4/26/60	Tallahassee	L	9-10
4/8/61	Statesboro	W	6-4
4/8/61	Statesboro	W	9-1
5/8/61	Tallahassee	W	17-8
4/25/62	Statesboro	W	5-1
5/14/62	Tallahassee	L	2-4
5/15/62	Tallahassee	W	8-2
4/20/63	Statesboro	W	10-8
5/13/63	Tallahassee	W	10-6
5/14/63	Tallahassee	W	7-0
4/24/64	Statesboro	L	6-8
4/25/64	Statesboro	W	6-1
5/11/64	Tallahassee	W	9-7
5/12/64	Tallahassee	L	6-9
4/9/65	Statesboro	W	4-2
4/10/65	Statesboro	W	6-3
5/10/65	Tallahassee	W	10-4
5/11/65	Tallahassee	W	6-2
4/29/66	Statesboro	W	9-4
4/30/66	Statesboro	W	9-1
5/9/66	Tallahassee	W	10-0
5/10/66	Tallahassee	W	10-9
4/28/67	Statesboro	W	7-1
4/29/67	Statesboro	W	5-2
5/5/67	Tallahassee	W	2-0
5/6/67	Tallahassee	W	7-0
5/3/68	Statesboro	W	12-6
5/4/68	Statesboro	W	4-1
5/10/68	Tallahassee	W	10-2
5/11/68	Tallahassee	W	9-4
4/30/69	Tallahassee	L	2-3
5/1/69	Tallahassee	W	9-5
5/9/69	Statesboro	W	8-1
5/10/69	Statesboro	L	3-4
5/1/70	Tallahassee	W	12-5
5/2/70	Tallahassee	W	8-4
5/15/70	Statesboro	W	8-3
5/16/70	Statesboro	L	1-2
5/1/71	Tallahassee	L	1-2
5/2/71	Tallahassee	W	6-1
5/14/71	Statesboro	W	1-0
4/9/72	Statesboro	W	7-3
4/10/72	Statesboro	L	6-7
5/6/72	Tallahassee	L	3-4
5/6/72	Tallahassee	W	5-2
5/7/72	Tallahassee	W	12-10

4/21/73	Statesboro	L	0-7
4/21/73	Statesboro	W	13-8
4/22/73	Statesboro	L	3-7
5/5/73	Tallahassee	L	4-5
5/6/73	Tallahassee	W	4-1
4/20/74	Statesboro	L	3-13
4/21/74	Statesboro	W	4-2
5/4/74	Tallahassee	W	7-6
5/5/74	Tallahassee	W	6-1
5/5/74	Tallahassee	W	3-2
5/2/75	Tallahassee	W	8-2
5/3/75	Tallahassee	W	6-0
5/4/75	Statesboro	W	10-5
5/4/75	Statesboro	W	6-3
5/5/75	Statesboro	L	7-8
4/3/76	Statesboro	W	10-3
4/4/76	Statesboro	L	4-6
5/8/76	Tallahassee	L	5-11
5/9/76	Tallahassee	W	5-2
5/9/76	Tallahassee	L	3-4
3/26/77	Statesboro	L	2-3
3/26/77	Statesboro	W	6-0
3/27/77	Statesboro	W	6-3
5/7/77	Tallahassee	W	4-3
5/8/77	Tallahassee	W	10-9
4/15/78	Statesboro	W	1-0
4/16/78	Statesboro	L	3-4
5/6/78	Tallahassee	W	9-3
5/7/78	Tallahassee	L	2-4
5/7/78	Tallahassee	L	4-7
4/14/79	Statesboro	W	6-4
4/15/79	Statesboro	L	4-7
4/15/79	Statesboro	W	5-4
5/5/79	Tallahassee	L	3-8
5/6/79	Tallahassee	L	1-8
5/13/80	Statesboro	W	5-3
5/14/80	Statesboro	L	3-8
5/14/80	Statesboro	W	13-11
2/21/81	Tallahassee	L	2-3
2/21/81	Tallahassee	L	2-5
2/22/81	Tallahassee	W	14-6
5/8/81	Statesboro	W	2-1
5/9/81	Statesboro	W	6-1
3/1/82	Tallahassee	W	5-2
3/2/82	Tallahassee	W	9-5
5/4/82	Statesboro	W	5-4
5/5/82	Statesboro	W	8-4
5/5/82	Statesboro	W	19-9
4/11/83	Statesboro	W	12-3
4/12/83	Statesboro	W	9-6
4/19/83	Tallahassee	W	16-4
4/20/83	Tallahassee	W	8-1
3/24/84	Tallahassee	W	5-4
3/25/84	Tallahassee	W	21-3
4/7/84	Statesboro	W	4-2
4/8/84	Statesboro	L	3-6
2/5/85	Tallahassee	W	7-0
2/6/85	Tallahassee	W	1-0
2/26/85	Tallahassee	W	5-4
2/27/85	Tallahassee	W	12-6
4/16/85	Statesboro	W	8-7
4/17/85	Statesboro	W	6-4
5/30/14	Tallahassee ¹	L	0-7

GEORGIA SW STATE: 3-1

At Florida State: FSU leads 2-0
At Ga. Southwestern: Tied 1-1

3/4/76	Tallahassee	W	20-1
3/4/76	Tallahassee	W	12-0
3/6/76	Americus	L	7-9
3/6/76	Americus	W	10-4

GEORGIA STATE: 28-2

At Florida State: FSU leads 20-0
At Georgia State: FSU leads 8-2

2/26/81	Tallahassee	W	19-3
2/26/81	Tallahassee	W	8-7
2/27/81	Tallahassee	W	19-2
3/27/81	Atlanta	W	15-5
3/28/81	Atlanta	W	16-8
3/29/81	Atlanta	L	1-3
2/13/82	Tallahassee	W	23-0
2/13/82	Tallahassee	W	9-1
2/14/82	Tallahassee	W	25-11
4/3/82	Atlanta	W	17-8
4/4/82	Atlanta	W	31-6 (7)
4/29/83	Tallahassee	W	17-4
4/30/83	Tallahassee	W	10-2
4/30/83	Tallahassee	W	8-3
5/2/83	Atlanta	W	10-1
5/3/83	Atlanta	L	4-7
5/3/83	Atlanta	W	9-7
3/31/84	Atlanta	W	8-6
4/1/84	Atlanta	W	26-13
3/29/85	Tallahassee	W	14-0
3/29/85	Tallahassee	W	10-4
3/18/92	Tallahassee	W	7-1
3/19/92	Tallahassee	W	22-0
5/15/92	Tallahassee	W	36-7
5/16/92	Tallahassee	W	17-4
5/21/93	Tallahassee	W	23-1
5/22/93	Tallahassee	W	12-4
2/19/10	Tallahassee	W	11-3
2/20/10	Tallahassee	W	14-7
2/21/10	Tallahassee	W	12-2

GEORGIA TECH: 77-48

At Florida State: FSU leads 39-16
At Georgia Tech: FSU leads 30-22
Neutral: Georgia Tech leads 10-8

6/5/59	Gastonia, N.C. ¹	W	16-9
3/19/62	Tallahassee	W	10-4
3/20/62	Tallahassee	W	9-8
3/21/62	Tallahassee	W	7-6
5/16/63	Atlanta	L	4-5
5/16/63	Atlanta	W	10-5
3/23/64	Tallahassee	W	5-0
3/24/64	Tallahassee	W	3-2
4/21/64	Atlanta	W	14-1
5/3/69	Tallahassee	L	5-8
5/3/69	Tallahassee	W	2-1
4/29/72	Tallahassee	W	4-2
4/30/72	Tallahassee	W	8-3
4/28/73	Atlanta	L	0-1
4/29/73	Atlanta	L	2-3
4/12/75	Tallahassee	W	11-0
4/13/75	Tallahassee	W	9-3
5/2/76	Atlanta	L	3-4
5/2/76	Atlanta	W	18-6
5/11/78	Tallahassee ⁴	W	4-3
5/13/78	Tallahassee ⁴	W	8-4
4/28/79	Atlanta	W	5-2

4/29/79	Atlanta	W	11-4
2/18/84	Tallahassee	W	12-6
2/19/84	Tallahassee	L	2-15
4/28/85	Atlanta	W	19-0
4/29/85	Atlanta	W	13-3
5/24/85	Tallahassee ¹	W	9-1
5/25/85	Tallahassee ¹	L	3-8
2/22/86	Tallahassee	W	6-4
2/23/86	Tallahassee	W	9-4
3/31/87	Atlanta	W	7-5
4/1/87	Atlanta	W	10-8
4/23/88	Tallahassee	W	15-2
4/24/88	Tallahassee	L	2-10
2/6/89	Tallahassee	W	14-1
4/3/92	Tallahassee	W	9-6
4/4/92	Tallahassee	W	3-2
4/5/92	Tallahassee	L	3-10
4/2/93	Atlanta	L	3-10
4/3/93	Atlanta	W	17-3
4/4/93	Atlanta	W	5-1
5/18/93	Greenville, S.C. ⁵	W	5-2
4/29/94	Tallahassee	W	6-4
4/30/94	Tallahassee	L	2-6
5/1/94	Tallahassee	L	5-7
6/5/94	Omaha, Neb. ³	L	4-12 (10)
5/5/95	Atlanta	L	4-5
5/6/95	Atlanta	L	9-11
7/9/95	Atlanta	W	14-9
4/26/96	Tallahassee	W	16-4
4/27/96	Tallahassee	W	6-3
4/28/96	Tallahassee	L	1-4
4/18/97	Atlanta	W	10-9
4/19/97	Atlanta	W	11-6
4/20/97	Atlanta	L	11-12
4/17/98	Tallahassee	W	3-2
4/18/98	Tallahassee	W	8-3
4/19/98	Tallahassee	W	10-5
4/30/99	Atlanta	L	2-3
5/1/99	Atlanta	W	18-4
5/2/99	Atlanta	W	4-2
5/20/99	Durham, N.C. ⁵	W	7-3
4/21/00	Tallahassee	W	6-0
4/22/00	Tallahassee	L	0-5
4/23/00	Tallahassee	W	7-5
5/20/00	Fort Mill, S.C. ⁵	L	3-10
4/27/01	Atlanta	L	8-9
4/28/01	Atlanta	W	6-2
4/29/01	Atlanta	L	2-12
5/17/01	Durham, N.C. ⁵	L	5-6
4/19/02	Tallahassee	W	4-3
4/20/02	Tallahassee	W	14-9
4/21/02	Tallahassee	W	13-1
5/25/02	St. Petersburg, Fla. ⁵	W	7-4
5/2/03	Atlanta	W	7-1
5/3/03	Atlanta	L	4-5 (10)
5/4/03	Atlanta	W	12-7
5/25/03	Salem, Va. ⁵	L	7-10
4/23/04	Tallahassee	L	4-11
4/24/04	Tallahassee	L	2-12
4/25/04	Tallahassee	L	6-7
5/28/04	Salem, Va. ⁵	L	4-13
5/29/04	Salem, Va. ⁵	W	8-7
5/30/04	Salem, Va. ⁵	W	17-5
4/15/05	Atlanta	L	4-6
4/16/05	Atlanta	L	8-9
4/17/05	Atlanta	L	4-9
5/26/05	Jacksonville, Fla. ⁵	L	4-5
5/28/05	Jacksonville, Fla. ⁵	L	2-18 (7)
4/21/06	Tallahassee	L	8-15
4/23/06	Tallahassee	L	4-10
4/23/06	Tallahassee	L	7-8



RESULTS BY OPPONENT

5/17/07	Atlanta	W	17-2
5/18/07	Atlanta	W	10-2
5/19/07	Atlanta	W	17-11
3/14/08	Tallahassee	W	8-7
3/15/08	Tallahassee	W	11-2
3/16/08	Tallahassee	W	17-8
5/8/09	Atlanta	L	3-12
5/9/09	Atlanta	W	8-6
5/10/09	Atlanta	L	5-6
5/23/09	Durham, N.C. ⁵	L	2-9
5/28/11	Durham, N.C. ⁵	W	4-2
4/6/12	Atlanta	W	2-1 (10)
4/7/12	Atlanta	W	12-7
4/8/12	Atlanta	W	8-4
5/23/12	Greensboro, N.C. ⁵	L	4-5
3/22/13	Tallahassee	L	0-10
3/22/13	Tallahassee	W	11-3
3/24/13	Tallahassee	W	8-6
5/22/13	Durham, N.C. ⁵	L	3-4
4/11/14	Atlanta	L	3-5
4/12/14	Atlanta	L	4-12
4/13/14	Atlanta	W	5-4
3/11/16	Tallahassee	W	8-2
3/12/16	Tallahassee	W	14-9
3/13/16	Tallahassee	W	8-3
5/26/16	Durham, N.C. ⁵	W	6-1
4/6/18	Atlanta	W	10-2
4/7/18	Atlanta	L	1-2
4/8/18	Atlanta	L	3-16
4/23/21	Atlanta	W	9-0
4/24/21	Atlanta	W	13-10
4/25/21	Atlanta	L	8-9

GRAMBLING STATE: 17-1

At Florida State: FSU leads 17-1

2/11/85	Tallahassee	W	13-7
2/12/85	Tallahassee	W	9-4
2/12/86	Tallahassee	W	10-1
2/13/86	Tallahassee	W	20-6
2/14/86	Tallahassee	L	1-3
2/12/87	Tallahassee	W	4-3
2/13/87	Tallahassee	W	9-2
2/14/87	Tallahassee	W	12-6
2/12/88	Tallahassee	W	11-7
2/13/88	Tallahassee	W	16-3
2/14/88	Tallahassee	W	18-2
2/10/89	Tallahassee	W	8-3
2/11/89	Tallahassee	W	5-0
2/12/89	Tallahassee	W	8-2
5/14/09	Tallahassee	W	9-1 (6)
5/15/09	Tallahassee	W	14-6 (7)
5/15/09	Tallahassee	W	9-7
5/16/09	Tallahassee	W	10-2

HAWAII: 9-9

At Hawaii: FSU leads 9-8

Neutral: Hawaii leads 1-0

4/4/77	Honolulu	L	4-5
4/8/77	Honolulu	W	5-2
5/30/80	Omaha, Neb. ³	L	6-7
2/3/94	Honolulu	W	11-3
2/4/94	Honolulu	L	1-6
2/4/94	Honolulu	W	6-4
2/6/94	Honolulu	W	9-3
2/11/98	Honolulu	W	7-2
2/12/98	Honolulu	W	11-2
2/13/98	Honolulu	L	6-9
2/14/98	Honolulu	L	2-8
1/30/02	Honolulu	L	2-3

1/31/02	Honolulu	W	8-5
2/1/02	Honolulu	W	7-4
2/2/02	Honolulu	W	12-1
3/10/05	Honolulu	L	0-15
3/11/05	Honolulu	L	6-7
3/12/05	Honolulu	L	6-9

HAWAII-HILO: 10-1

At Hawaii-Hilo: FSU leads 7-1

Neutral: FSU leads 3-0

2/7/94	Hilo	L	2-4 (7)
2/8/94	Hilo	W	7-1
2/8/94	Hilo	W	5-1
1/27/02	Hilo	W	16-2
1/27/02	Hilo	W	5-1
1/28/02	Hilo	W	14-7
3/4/05	Hilo	W	7-2
3/5/05	Kona, Hawaii	W	6-4 (12)
3/6/05	Kona, Hawaii	W	5-2 (7)
3/6/05	Kona, Hawaii	W	9-1 (7)
3/7/05	Hilo	W	11-5 (8)

HAWAII PACIFIC: 2-1

At Hawaii Pacific: FSU leads 2-1

2/10/98	Honolulu	W	2-0
2/10/98	Honolulu	L	8-9
3/9/05	Honolulu	W	9-1

HIGH POINT: 2-0

At Florida State: FSU leads 2-0

3/10/09	Tallahassee	W	18-4
3/11/09	Tallahassee	W	4-3

HOFSTRA: 16-0

At Florida State: FSU leads 16-0

2/16/07	Tallahassee	W	10-1
2/17/07	Tallahassee	W	16-1
2/18/07	Tallahassee	W	11-3
2/20/09	Tallahassee	W	9-3
2/21/09	Tallahassee	W	21-7 (7)
2/21/09	Tallahassee	W	3-2
2/22/09	Tallahassee	W	10-4
2/27/10	Tallahassee	W	13-1
2/27/10	Tallahassee	W	13-0 (7)
2/28/10	Tallahassee	W	14-4
2/25/11	Tallahassee	W	14-3
2/26/11	Tallahassee	W	16-3
2/27/11	Tallahassee	W	7-0
2/17/12	Tallahassee	W	9-2
2/18/12	Tallahassee	W	10-8
2/19/12	Tallahassee	W	13-6

HOLY CROSS: 2-0

At Florida State: FSU leads 2-0

4/2/70	Tallahassee	W	11-4
4/4/70	Tallahassee	W	3-0

HOWARD: 1-1

At Florida State: Tied 1-1

3/18/76	Tallahassee	L	1-6
3/18/76	Tallahassee	W	9-1

ILLINOIS: 6-0

At Florida State: FSU leads 5-0

Neutral: FSU leads 1-0

4/3/56	Tallahassee	W	13-10
4/5/56	Tallahassee	W	12-0
3/27/59	Tallahassee	W	16-9
4/1/70	Tallahassee	W	5-4
4/3/70	Tallahassee	W	10-0
5/26/90	Starkville, Miss. ¹	W	6-4

ILLINOIS STATE: 2-0

At Florida State: FSU leads 2-0

3/9/04	Tallahassee	W	6-3
3/11/20	Tallahassee	W	7-4

INDIANA: 5-2

At Florida State: FSU leads 5-2

3/26/56	Tallahassee	W	11-6
3/27/56	Tallahassee	W	14-10
3/9/07	Tallahassee	W	6-0
3/10/07	Tallahassee	W	8-2
3/11/07	Tallahassee	W	9-0
6/8/13	Tallahassee ²	L	9-10
6/9/13	Tallahassee ²	L	6-11

INDIANA STATE: 1-0

Neutral: FSU leads 1-0

5/31/86	Omaha, Neb. ³	W	5-3
---------	--------------------------	---	-----

IOWA: 1-0

Neutral: FSU leads 1-0

4/2/88	Minneapolis, Minn.	W	8-0
--------	--------------------	---	-----

ITHACA: 3-0

At Florida State: FSU leads 2-0

Neutral: FSU leads 1-0

4/2/57	Tallahassee	W	7-6
4/3/57	Tallahassee	W	21-4
6/12/62	Omaha, Neb. ³	W	5-4

JACKSON STATE: 1-0

At Florida State: FSU leads 1-0

3/23/81	Tallahassee	W	12-11
---------	-------------	---	-------

JACKSONVILLE: 128-40

At Florida State: FSU leads 81-13

At Jacksonville: FSU leads 46-27

Neutral: FSU leads 1-0

5/16/64	Tallahassee	W	7-4
5/16/64	Tallahassee	W	3-2
5/13/65	Tallahassee	W	8-2
5/13/66	Jacksonville	W	15-5
5/19/66	Tallahassee	W	3-1
5/11/67	Tallahassee	W	7-0
5/16/67	Jacksonville	W	8-1
5/15/68	Tallahassee	W	4-0
5/16/68	Tallahassee	W	9-4
5/7/69	Jacksonville	W	7-5
5/8/69	Jacksonville	L	2-4
5/4/70	Tallahassee	W	4-1
5/5/70	Tallahassee	W	9-2
4/6/71	Jacksonville	L	4-13
4/7/71	Jacksonville	W	8-6

4/7/72	Jacksonville	L	4-7
4/8/72	Jacksonville	L	3-4
5/4/72	Tallahassee	L	1-3
5/5/72	Tallahassee	W	6-5
4/30/73	Tallahassee	L	6-12
4/30/73	Tallahassee	W	7-4
5/1/73	Tallahassee	W	6-5
2/27/74	Jacksonville	L	0-2
2/27/74	Jacksonville	W	5-4
2/28/74	Jacksonville	W	3-2
5/15/74	Tallahassee	W	9-2
5/16/74	Tallahassee	W	8-6
3/6/75	Tallahassee	W	6-4
3/6/75	Tallahassee	W	12-3
3/7/75	Tallahassee	W	8-0
4/22/75	Jacksonville	W	4-0
4/23/75	Jacksonville	L	1-2
3/24/76	Tallahassee	W	21-5
3/24/76	Tallahassee	W	6-5
4/8/76	Jacksonville	W	6-1
4/9/76	Jacksonville	L	2-6
5/21/76	Tallahassee ¹	W	6-1
5/24/76	Tallahassee ¹	L	7-9
3/1/77	Tallahassee	W	12-1
3/2/77	Tallahassee	W	4-0
3/22/77	Jacksonville	W	9-5
3/23/77	Jacksonville	L	8-10
4/8/78	Jacksonville	L	3-4
4/9/78	Jacksonville	W	11-5
4/11/78	Tallahassee	W	11-9
4/12/78	Tallahassee	W	11-6
3/17/79	Tallahassee	W	8-3
3/18/79	Tallahassee	W	21-8
4/18/79	Jacksonville	W	3-0
4/19/79	Jacksonville	L	9-10
3/4/80	Jacksonville	W	8-4
3/5/80	Jacksonville	W	17-8
3/5/80	Jacksonville	W	16-3
4/5/80	Tallahassee	W	7-6
4/5/80	Tallahassee	W	15-3
4/6/80	Tallahassee	W	5-1
3/3/81	Jacksonville	W	17-5
3/4/81	Jacksonville	L	9-10
4/7/81	Tallahassee	W	8-7
4/7/81	Tallahassee	W	7-0
3/17/82	Jacksonville	L	6-12
3/18/82	Jacksonville	L	6-12
4/7/82	Tallahassee	L	4-7
4/7/82	Tallahassee	W	10-7
4/4/83	Jacksonville	L	2-5
4/5/83	Jacksonville	L	7-9
4/13/83	Tallahassee	W	7-1
4/14/83	Tallahassee	W	7-2
2/21/84	Tallahassee	W	4-0
2/22/84	Tallahassee	W	13-3
4/5/84	Jacksonville	L	2-10
4/6/84	Jacksonville	L	8-10
3/5/85	Jacksonville	W	12-0
3/6/85	Jacksonville	W	25-6
4/3/85	Tallahassee	L	5-7
4/4/85	Tallahassee	W	18-9
4/3/86	Tallahassee	W	9-2
4/4/86	Tallahassee	L	9-10
4/8/86	Jacksonville	W	20-3
4/9/86	Jacksonville	L	10-11
4/7/87	Tallahassee	W	9-3
4/8/87	Tallahassee	W	9-7
4/24/87	Jacksonville	W	9-8 (12)
4/25/87	Jacksonville	W	11-10 (10)
3/29/88	Tallahassee	W	10-7
5/10/88	Jacksonville	L	2-5



RESULTS BY OPPONENT

3/21/89	Jacksonville	W	11-6
4/4/89	Tallahassee	W	6-0
4/5/89	Tallahassee	W	14-3
5/2/89	Jacksonville	L	6-7 (10)
3/28/90	Tallahassee	W	7-3
4/11/90	Jacksonville	W	5-3
4/29/91	Tallahassee	L	4-7
4/21/93	Tallahassee	W	13-3
5/5/93	Tallahassee	W	6-1
5/12/93	Jacksonville	L	3-4
4/6/94	Tallahassee	W	6-1 (8)
4/20/94	Jacksonville	L	0-3
5/27/94	Tallahassee ¹	W	5-1
5/28/94	Tallahassee ¹	W	5-1
4/5/95	Tallahassee	W	11-1
4/19/95	Jacksonville	W	6-3
4/3/96	Jacksonville	W	10-1
4/9/96	Tallahassee	W	8-6
4/10/96	Jacksonville	W	4-1
4/17/96	Tallahassee	W	9-4
4/9/97	Tallahassee	W	14-3
4/15/97	Jacksonville	W	12-6
4/8/98	Tallahassee	W	4-3
4/15/98	Jacksonville	W	11-4
4/7/99	Tallahassee	W	8-6
4/14/99	Jacksonville	W	25-2
5/29/99	Tallahassee ¹	W	9-2
4/5/00	Jacksonville	W	12-6
4/12/00	Tallahassee	W	7-5
4/11/01	Tallahassee	W	9-4
4/18/01	Jacksonville	W	8-1
2/23/02	Tallahassee	W	1-0
2/24/02	Jacksonville	L	4-13
4/10/02	Tallahassee	W	7-1
4/17/02	Jacksonville	W	13-4
4/16/03	Tallahassee	W	5-4
5/6/03	Jacksonville	W	11-3
5/30/03	Tallahassee ¹	W	6-0
2/15/04	Jacksonville	W	14-9
2/16/04	Tallahassee	W	8-3
3/17/04	Tallahassee	W	19-3
4/7/04	Jacksonville	W	15-4
3/23/05	Jacksonville	W	9-0
4/6/05	Tallahassee	W	11-4
4/12/05	Jacksonville	W	11-4
5/17/05	Tallahassee	W	12-5
3/22/06	Jacksonville	W	4-1
4/4/06	Tallahassee	W	4-2
4/12/06	Jacksonville	W	10-1
5/3/06	Tallahassee	W	9-2
6/3/06	Athens, Ga. ¹	W	18-0
3/21/07	Jacksonville	L	3-5
4/10/07	Tallahassee	W	7-2
4/2/08	Jacksonville	W	7-5
5/7/08	Tallahassee	L	6-7
3/3/09	Jacksonville	L	4-9
5/5/09	Tallahassee	W	5-2
3/8/10	Jacksonville	W	2-0
4/14/10	Tallahassee	L	8-10
5/4/10	Tallahassee	W	11-10 (13)
2/22/11	Tallahassee	W	5-3
5/3/11	Jacksonville	W	8-5
2/21/12	Tallahassee	W	16-9
5/2/12	Jacksonville	W	3-0
2/20/13	Tallahassee	W	9-7
4/23/13	Jacksonville	W	9-0
2/18/14	Jacksonville	W	12-6
4/15/14	Tallahassee	W	6-1
2/18/15	Jacksonville	L	3-5
2/24/15	Tallahassee	W	10-7
3/1/16	Tallahassee	L	3-7

5/10/16	Jacksonville	L	2-6
2/28/17	Jacksonville	W	6-5
3/21/17	Tallahassee	W	10-9
5/9/17	Tallahassee	W	21-2 (8)
2/27/18	Jacksonville	W	4-0
4/4/18	Tallahassee	W	6-2
5/9/18	Tallahassee	W	10-4
4/2/19	Tallahassee	L	2-3 (11)
5/7/19	Tallahassee	W	3-0 (7)
5/7/19	Tallahassee	L	2-3 (7)
4/6/21	Tallahassee	L	7-8

JACKSONVILLE NAS: 2-2
 At Florida State: Tied 1-1
 At Jacksonville NAS: Tied 1-1

4/14/53	Tallahassee	W	4-2
4/15/53	Tallahassee	L	4-7
3/12/54	Jacksonville	L	1-2
3/13/54	Jacksonville	W	7-4

JACKSONVILLE STATE: 3-0
 At Florida State: FSU leads 3-0

3/24/53	Tallahassee	W	8-4
3/24/54	Tallahassee	W	24-0
3/14/73	Tallahassee	W	13-5

KANSAS: 2-0
 At Florida State: FSU leads 2-0

3/5/18	Tallahassee	W	10-5
3/6/18	Tallahassee	W	12-7

KENT STATE: 1-0
 At Florida State: FSU leads 1-0

5/23/92	Tallahassee ¹	W	4-2
---------	--------------------------	---	-----

KENTUCKY: 6-1
 At Florida State: FSU leads 6-1

3/18/65	Tallahassee	W	2-0
3/14/66	Tallahassee	W	9-4
3/15/66	Tallahassee	W	19-3
3/16/66	Tallahassee	W	7-0
3/17/66	Tallahassee	W	20-1
3/17/77	Tallahassee	L	0-14
3/17/77	Tallahassee	W	6-4

KENTUCKY WESLEYAN: 4-0
 At Florida State: FSU leads 4-0

4/8/68	Tallahassee	W	15-1
4/9/68	Tallahassee	W	15-5
4/9/69	Tallahassee	W	18-1
4/10/69	Tallahassee	W	17-0

KENYON COLLEGE: 2-0
 At Florida State: FSU leads 2-0

3/17/52	Tallahassee	W	21-1
3/18/52	Tallahassee	W	11-2 (8)

LAFAYETTE: 4-0
 At Florida State: FSU leads 3-0
 Neutral: FSU leads 1-0

3/11/71	Tallahassee	W	3-0
3/12/71	Tallahassee	W	1-0
3/13/71	Tallahassee	W	2-1
5/24/90	Starkville, Miss. ¹	W	7-2

LAMAR: 1-0
 At Florida State: FSU leads 1-0

3/15/88	Tallahassee	W	10-9
---------	-------------	---	------

LE MOYNE: 2-1
 At Florida State: FSU leads 2-1

5/1/10	Tallahassee	L	1-3
5/1/10	Tallahassee	W	8-5
5/2/10	Tallahassee	W	17-1

LENOIR-RHYNE: 1-0
 At Florida State: FSU leads 1-0

3/3/80	Tallahassee	W	10-3
--------	-------------	---	------

LEWIS: 0-3
 At Florida State: Lewis leads 3-0

4/6/74	Tallahassee	L	11-12
4/7/74	Tallahassee	L	0-4
4/7/74	Tallahassee	L	5-7

LIBERTY: 2-0
 At Florida State: FSU leads 2-0

5/21/98	Tallahassee ¹	W	10-7
3/14/01	Tallahassee	W	1-0

LIU-BROOKLYN: 2-0
 Neutral: FSU leads 2-0

3/12/97	Daytona Beach, Fla.	W	13-5
3/10/98	Daytona Beach, Fla.	W	11-0

LONG BEACH STATE: 0-2
 At Florida State: Long Beach State leads 1-0
 Neutral: Long Beach State leads 1-0

5/29/93	Tallahassee ¹	L	1-4
5/31/98	Omaha, Neb. ³	L	4-7

LOUISIANA: 6-0
 At Florida State: FSU leads 5-0
 At Louisiana: FSU leads 1-0

2/28/76	Tallahassee	W	3-2
2/29/76	Tallahassee	W	13-10
3/31/83	Tallahassee	W	4-3
5/6/83	Lafayette	W	3-0
4/21/98	Tallahassee	W	14-4
4/22/98	Tallahassee	W	13-1

LOUISIANA MONROE: 1-0
 At Florida State: FSU leads 1-0

3/25/64	Tallahassee	W	7-4
---------	-------------	---	-----

LOUISVILLE: 29-11
 At Florida State: FSU leads 16-5
 At Louisville: FSU leads 8-6
 Neutral: FSU leads 5-0

5/13/77	Memphis, Tenn. ⁴	W	5-2
5/12/78	Tallahassee ⁴	L	3-4
5/13/78	Tallahassee ⁴	W	7-5
5/9/80	Tallahassee ⁴	W	13-1
3/15/81	Tallahassee	W	10-1
5/14/82	Tallahassee ⁴	W	12-1
3/14/83	Tallahassee	L	4-6
3/15/83	Tallahassee	W	11-4 (7)
5/9/85	Tallahassee ⁴	W	11-3
5/13/87	Columbia, S.C. ⁴	W	9-2
5/18/88	Tallahassee ⁴	W	18-4
4/14/89	Tallahassee	W	7-0
4/15/89	Tallahassee	W	10-1
4/16/89	Tallahassee	W	7-2
3/20/90	Louisville	W	7-4 (7)
3/20/90	Louisville	W	8-3 (7)
3/21/90	Louisville	W	13-7
4/19/91	Tallahassee	W	6-3
4/20/91	Tallahassee	W	5-1
4/21/91	Tallahassee*	L	0-1
*forfeit loss (FSU won 14-6)			
5/8/15	Louisville	W	13-4
5/9/15	Louisville	L	0-7
5/10/15	Louisville	L	5-6
5/23/15	Durham, N.C. ⁵	W	6-0
4/8/16	Tallahassee	W	12-7
4/9/16	Tallahassee	L	1-7
4/10/16	Tallahassee	W	16-5
5/18/17	Louisville	W	12-9
5/19/17	Louisville	W	8-2
5/26/17	Louisville, Ky. ⁵	W	6-2
3/29/18	Tallahassee	W	9-4
3/30/18	Tallahassee	W	8-7
3/31/18	Tallahassee	L	1-6
5/27/18	Durham, N.C. ⁵	W	11-8 (10)
5/16/19	Louisville	L	1-14
5/17/19	Louisville	W	14-3
5/18/19	Louisville	L	0-11
4/9/21	Louisville	L	3-4 (10)
4/10/21	Louisville	W	8-5
4/11/21	Louisville	L	4-11

LOYOLA-NEW ORLEANS: 11-1
 At Florida State: FSU leads 6-0
 At Loyola-New Orleans: FSU leads 5-1

3/28/52	Tallahassee	W	1-0
3/29/52	Tallahassee	W	7-0
5/7/65	Tallahassee	W	7-6
5/8/65	Tallahassee	W	18-14
4/24/66	New Orleans	W	3-0
4/25/66	New Orleans	W	5-0
4/23/67	New Orleans	W	5-1
4/24/67	New Orleans	W	5-1
4/26/68	Tallahassee	W	5-1
4/27/68	Tallahassee	W	4-1
3/21/69	New Orleans	L	3-5
3/22/69	New Orleans	W	2-0



RESULTS BY OPPONENT

LSU: 11-9

At Florida State: FSU leads 3-1
At LSU: FSU leads 4-2
Neutral: LSU leads 6-4

3/19/55	Tallahassee	W	5-3
4/23/66	Baton Rouge	L	2-3
4/23/66	Baton Rouge	L	0-1
5/24/75	Starkville, Miss. ¹	W	4-2
3/29/83	Tallahassee	L	5-15
3/30/83	Tallahassee	W	10-5
5/4/83	Baton Rouge	W	8-2
5/5/83	Baton Rouge	W	6-3
5/19/86	Tallahassee	W	6-4
2/22/87	New Orleans, La.	W	2-1
5/29/87	Omaha, Neb ³	L	2-6 (10)
2/21/88	Orlando, Fla.	L	4-9
3/3/91	New Orleans, La.	W	8-0
6/3/94	Omaha, Neb ³	W	6-3
3/3/95	Minneapolis, Minn.	L	2-6
6/15/00	Omaha, Neb ³	L	3-6
6/17/17	Omaha, Neb ³	L	4-5
6/21/17	Omaha, Neb ³	L	4-7
6/8/19	Baton Rouge ²	W	6-4
6/9/19	Baton Rouge ²	W	5-4 (12)

MAINE: 13-0

At Florida State: FSU leads 12-0
Neutral: FSU leads 1-0

4/3/88	Minneapolis, Minn.	W	4-2
3/12/96	Tallahassee	W	14-5
3/13/96	Tallahassee	W	17-5
3/14/96	Tallahassee	W	8-1
3/8/11	Tallahassee	W	10-2
3/9/11	Tallahassee	W	9-3
3/2/12	Tallahassee	W	6-0
3/4/12	Tallahassee	W	18-2 (7)
3/4/12	Tallahassee	W	10-0
2/15/19	Tallahassee	W	11-0
2/16/19	Tallahassee	W	16-3
2/16/19	Tallahassee	W	6-5 (7)
2/17/19	Tallahassee	W	9-1

MARIETTA: 1-1

At Florida State: Tied 1-1

3/15/73	Tallahassee	L	5-7
3/18/77	Tallahassee	W	8-0

MARIST: 2-0

At Florida State: FSU leads 2-0

5/22/97	Tallahassee ⁴	W	4-2
5/29/09	Tallahassee ⁴	W	16-4

MARSHALL: 5-1

At Florida State: FSU leads 5-0
Neutral: Marshall leads 1-0

5/19/78	Miami, Fla. ¹	L	0-4
2/3/96	Tallahassee	W	16-1
2/4/96	Tallahassee	W	34-0
2/21/97	Tallahassee	W	22-1
2/22/97	Tallahassee	W	15-4
2/23/97	Tallahassee	W	14-2

MARYLAND: 68-8

At Florida State: FSU leads 34-4
At Maryland: FSU leads 30-3
Neutral: FSU leads 4-1

5/27/65	Gastonia, N.C. ¹	W	7-3
4/2/70	Tallahassee	W	6-2
4/4/70	Tallahassee	W	4-3
5/29/70	Gastonia, N.C. ¹	W	10-1
5/1/92	Tallahassee	W	12-4
5/2/92	Tallahassee	W	15-3
5/3/92	Tallahassee	W	18-5
5/1/93	College Park	W	10-4
5/2/93	College Park	L	2-5
5/3/93	College Park	W	13-5
3/17/94	Tallahassee	W	5-2
3/18/94	Tallahassee	W	6-0
3/19/94	Tallahassee	L	4-6
5/19/94	Greenville, S.C. ⁵	W	7-1
4/29/95	College Park	W	9-1
5/1/95	College Park	W	7-1 (10)
5/1/95	College Park	W	1-0
3/15/96	Tallahassee	W	8-6
3/16/96	Tallahassee	W	16-2
3/17/96	Tallahassee	W	16-5
4/26/97	College Park	W	16-3
4/27/97	College Park	W	27-2
4/28/97	College Park	W	13-3
3/26/98	Tallahassee	L	6-14
3/27/98	Tallahassee	W	14-2
3/28/98	Tallahassee	W	10-0
5/7/99	College Park	W	9-3
5/8/99	College Park	W	13-4
5/9/99	College Park	W	26-2
5/19/99	Durham, N.C. ⁵	W	4-1
3/23/00	Tallahassee	W	11-0
3/24/00	Tallahassee	W	11-0
3/25/00	Tallahassee	W	10-0
5/4/01	College Park	W	8-1
5/5/01	College Park	W	11-5
5/6/01	College Park	W	13-1
5/10/02	Tallahassee	W	4-0
5/11/02	Tallahassee	W	10-8
5/12/02	Tallahassee	W	6-5
5/9/03	College Park	W	15-4
5/10/03	College Park	W	14-6
5/11/03	College Park	W	17-7
3/19/04	Tallahassee	W	16-6
3/20/04	Tallahassee	W	10-1
3/21/04	Tallahassee	W	13-6
5/6/05	College Park	W	7-2
5/7/05	College Park	W	8-1
5/8/05	College Park	W	4-2
3/10/06	Tallahassee	W	9-7
3/11/06	Tallahassee	W	6-2
3/12/06	Tallahassee	W	4-3
5/4/07	College Park	W	9-3
5/5/07	College Park	W	20-5
5/6/07	College Park	W	3-2
3/8/08	Tallahassee	W	5-4
3/8/08	Tallahassee	W	16-0
3/9/08	Tallahassee	W	9-8
3/27/09	College Park	W	6-2
3/28/09	College Park	W	10-2
3/29/09	College Park	W	21-5
3/26/10	Tallahassee	W	4-1
3/27/10	Tallahassee	W	12-5
3/28/10	Tallahassee	W	9-5
4/1/11	College Park	W	6-0
4/2/11	College Park	L	0-5
4/3/11	College Park	W	12-3

5/5/12	Tallahassee	W	10-3
5/6/12	Tallahassee	W	9-2
5/7/12	Tallahassee	L	5-8
3/15/13	College Park	L	3-5
3/16/13	College Park	W	7-6
3/17/13	College Park	W	4-3
3/7/14	Tallahassee	W	15-3
3/8/14	Tallahassee	L	1-5
3/9/14	Tallahassee	W	7-0
5/23/14	Greensboro, N.C. ⁵	L	3-5

MEMPHIS: 42-15

At Florida State: FSU leads 24-8

At Memphis: FSU leads 17-7

Neutral: FSU leads 1-0

5/14/77	Memphis ⁴	W	10-2
5/14/78	Tallahassee ⁴	L	9-10
5/12/79	Tallahassee ⁴	W	11-1
5/11/80	Tallahassee ⁴	W	14-11
5/11/80	Tallahassee ⁴	W	11-7
4/11/81	Tallahassee	L	4-6
4/11/81	Tallahassee	W	8-4
4/12/81	Tallahassee	W	7-6
5/15/81	Tallahassee ⁴	W	5-0
5/16/81	Tallahassee ⁴	W	7-3
4/10/82	Memphis	L	1-3
4/10/82	Memphis	L	3-11
4/11/82	Memphis	W	12-6
5/14/82	Tallahassee ⁴	L	2-4
5/15/82	Tallahassee ⁴	W	7-6
4/23/83	Tallahassee	W	17-0
4/23/83	Tallahassee	W	2-1
4/24/83	Tallahassee	L	6-7
5/4/84	Memphis	W	13-7
5/6/84	Memphis	W	11-3
5/6/84	Memphis	W	8-3
5/11/84	Tallahassee ⁴	W	10-3
3/30/85	Memphis	L	2-3
3/31/85	Memphis	L	7-8
4/20/85	Tallahassee	L	4-7
4/20/85	Tallahassee	W	8-3
4/21/85	Tallahassee	W	7-2
3/29/86	Memphis	W	7-3
3/29/86	Memphis	W	6-1
3/30/86	Memphis	L	2-7
4/19/86	Tallahassee	W	6-0
4/19/86	Tallahassee	W	6-5
4/20/86	Tallahassee	W	7-1
5/10/86	Tallahassee ⁴	W	7-3
3/28/87	Memphis	W	4-1
3/28/87	Memphis	W	8-0
3/29/87	Memphis	L	4-5 (10)
4/18/87	Tallahassee	W	6-4
4/18/87	Tallahassee	W	7-6
4/19/87	Tallahassee	W	7-5
4/16/88	Tallahassee	L	5-6
4/16/88	Tallahassee	W	5-0
4/17/88	Tallahassee	L	1-2
5/13/88	Memphis	W	14-3
5/14/88	Memphis	W	9-5
5/15/88	Memphis	W	21-1
5/21/88	Tallahassee ⁴	W	4-2
4/29/89	Memphis	W	6-2
4/29/89	Memphis	W	6-2
4/30/89	Memphis	W	3-1
5/18/89	Columbia, S.C. ⁴	W	9-4
3/13/90	Tallahassee	W	10-0
3/14/90	Tallahassee	L	3-5
3/15/90	Tallahassee	W	13-5
3/30/91	Memphis	W	6-5

MERCER: 65-8

At Florida State: FSU leads 54-4

At Mercer: FSU leads 11-4

4/22/48	Macon, Ga.	W	14-12
4/1/49	Tallahassee	L	3-8
5/7/49	Macon, Ga.	W	6-1
4/28/50	Tallahassee	W	3-1
4/29/50	Tallahassee	W	12-4
5/12/50	Macon, Ga.	L	6-10
5/13/50	Macon, Ga.	W	11-6
4/12/74	Tallahassee	W	5-0
4/13/74	Tallahassee	W	13-11
3/12/75	Tallahassee	W	4-0
3/13/75	Tallahassee	W	5-0
4/25/75	Macon, Ga.	L	2-5
4/26/75	Macon, Ga.	W	5-0
4/10/76	Tallahassee	L	12-14
4/10/76	Tallahassee	W	8-2
4/30/77	Macon, Ga.	W	6-4
5/4/77	Tallahassee	W	9-1
5/3/78	Tallahassee	W	12-11
3/3/79	Tallahassee	W	7-5
3/19/79	Tallahassee	W	4-2
4/27/79	Macon, Ga.	L	2-4
3/18/80	Tallahassee	W	9-7
3/31/80	Macon, Ga.	W	7-4
3/10/81	Tallahassee	W	6-5
3/11/81	Macon, Ga.	L	3-4
3/3/82	Macon, Ga.	W	14-10
4/24/82	Tallahassee	W	12-2
4/24/82	Tallahassee	W	8-1
2/16/83	Macon, Ga.	W	22-6
2/17/83	Macon, Ga.	W	14-5
4/21/83	Tallahassee	W	17-4
4/22/83	Tallahassee	W	14-5
4/10/84	Tallahassee	W	6-0
4/11/84	Tallahassee	W	13-2
5/8/87	Tallahassee	W	6-2
5/9/87	Tallahassee	W	14-2
5/9/87	Tallahassee	W	8-3
3/30/88	Tallahassee	W	3-2
3/30/88	Tallahassee	L	9-10
3/28/89	Tallahassee	W	2-1
3/29/89	Tallahassee	W	7-0
4/17/90	Tallahassee	W	14-3
4/18/90	Tallahassee	W	6-3
3/26/91	Tallahassee	W	6-2
3/27/91	Tallahassee	W	14-5
3/31/92	Tallahassee	L	3-4
4/1/92	Tallahassee	W	8-1
3/31/93	Tallahassee	W	11-2
4/7/93	Tallahassee	W	14-1
4/20/93	Tallahassee	W	9-0
4/12/94	Tallahassee	W	11-0 (8)
4/13/94	Tallahassee	W	5-4
3/21/95	Tallahassee	W	17-1
3/22/95	Tallahassee	W	22-7
5/3/95	Macon, Ga.	W	18-3
3/5/96	Tallahassee	W	10-5
3/6/96	Tallahassee	W	14-5
4/1/97	Tallahassee	W	11-1
4/2/97	Tallahassee	W	12-6
4/30/97	Macon, Ga.	W	9-2
3/31/98	Tallahassee	W	13-3
4/1/98	Tallahassee	W	11-0
3/30/99	Tallahassee	W	14-1
3/28/00	Tallahassee	W	15-5



RESULTS BY OPPONENT

4/3/01	Tallahassee	W	15-1
3/26/02	Tallahassee	W	11-2
3/7/06	Tallahassee	W	8-4
5/29/15	Tallahassee ¹	W	5-4 (10)
3/1/19	Tallahassee	W	9-5
3/2/19	Tallahassee	W	12-1
3/3/19	Tallahassee	W	7-4
3/3/20	Tallahassee	W	9-8 (11)
3/31/21	Tallahassee	W	8-1

MERCER-ATLANTA: 8-0

At Florida State: FSU leads 5-0
 At Mercer-Atlanta: FSU leads 3-0

4/9/74	Tallahassee	W	3-1
4/9/74	Tallahassee	W	14-2
2/17/82	Tallahassee	W	24-0
2/18/82	Tallahassee	W	19-2
2/19/82	Tallahassee	W	15-1
3/4/82	Atlanta	W	11-2
3/5/82	Atlanta	W	12-0
3/6/82	Atlanta	W	9-0

MIAMI: 157-132-4

At Florida State: FSU leads 79-58-1
 At Miami: FSU leads 71-69-3
 Neutral: FSU leads 7-5

3/23/51	Miami	L	2-11
3/24/51	Miami	W	13-4
4/5/52	Tallahassee	W	3-1
4/5/52	Tallahassee	W	7-0
4/15/55	Miami	W	4-3
4/16/55	Miami	L	4-5
4/27/56	Tallahassee	W	13-5
4/28/56	Tallahassee	W	2-0
4/16/57	Tallahassee	W	15-3
4/17/57	Tallahassee	W	21-3
4/30/57	Miami	W	15-3
4/30/57	Miami	L	1-2
4/18/58	Tallahassee	W	18-0
4/19/58	Tallahassee	L	7-12
5/5/58	Miami	W	9-2
5/6/58	Miami	W	6-1
3/14/60	Miami	W	6-3
3/15/60	Miami	W	10-6
5/13/60	Tallahassee	W	16-3
5/14/60	Tallahassee	W	9-5
4/17/61	Miami	W	2-0
4/18/61	Miami	W	14-6
4/16/62	Tallahassee	L	4-6
4/17/62	Tallahassee	W	9-8
4/1/63	Miami	W	2-1
4/2/63	Miami	L	1-4
3/12/65	Miami	W	7-4
3/13/65	Miami	W	9-4
3/13/65	Miami	T	9-9
4/8/66	Tallahassee	L	1-6
4/9/66	Tallahassee	W	10-2
3/3/67	Miami	W	9-4
3/4/67	Miami	W	6-5
4/19/68	Tallahassee	W	4-1
4/20/68	Tallahassee	W	7-6
3/7/69	Miami	W	6-2
3/8/69	Miami	W	5-0
3/21/70	Miami	W	10-1
3/22/70	Miami	W	8-3
5/8/70	Tallahassee	W	11-4
5/9/70	Tallahassee	W	6-2
3/20/71	Miami	W	5-4
3/21/71	Miami	L	4-5

4/9/71	Tallahassee	W	7-5
4/10/71	Tallahassee	L	4-7
3/20/72	Miami	W	7-4
5/10/72	Tallahassee	L	4-5
5/10/72	Tallahassee	L	3-4
5/11/72	Tallahassee	W	4-3
2/16/73	Miami	L	1-5
3/24/73	Miami	W	7-6
3/25/73	Miami	W	8-2
4/18/73	Tallahassee	L	1-10
4/20/73	Tallahassee	W	4-1
3/16/74	Miami	L	2-3
3/17/74	Miami	L	3-4
4/18/74	Tallahassee	W	2-1
4/18/74	Tallahassee	W	7-4
4/19/74	Tallahassee	L	3-17
3/25/75	Miami	W	3-0
3/26/75	Miami	L	0-2
3/26/75	Miami	W	10-7
4/4/75	Tallahassee	W	8-0
5/4/75	Tallahassee	W	5-2
5/23/75	Starkville, Miss. ¹	W	1-0
5/25/75	Starkville, Miss. ¹	W	6-5
2/23/76	Miami	W	5-1
5/5/76	Tallahassee	L	1-6
5/6/76	Tallahassee	L	7-9
5/6/76	Tallahassee	W	20-4
4/19/77	Tallahassee	W	14-10
4/20/77	Tallahassee	L	4-10
4/25/77	Miami	L	10-12
4/26/77	Miami	L	3-12
4/26/77	Miami	L	2-10
5/20/78	Miami ¹	L	2-7
3/30/79	Miami	L	3-4
3/31/79	Miami	L	3-5
4/11/79	Tallahassee	W	9-2
4/12/79	Tallahassee	W	3-2
2/22/80	Miami	L	0-10
2/23/80	Miami	L	3-4
2/24/80	Miami	W	9-8
5/3/80	Tallahassee	L	6-10
5/4/80	Tallahassee	W	7-5
5/5/80	Tallahassee	L	5-7
3/6/81	Miami	L	3-4
3/7/81	Miami	L	8-10
3/8/81	Miami	L	4-19
5/2/81	Tallahassee	L	2-3
5/3/81	Tallahassee	W	5-4
5/4/81	Tallahassee	L	3-4
5/23/81	Miami ¹	L	6-14
3/26/82	Tallahassee	L	5-6
3/27/82	Tallahassee	W	5-3
3/28/82	Tallahassee	W	9-3
5/7/82	Miami	L	5-11
5/8/82	Miami	W	9-2
5/9/82	Miami	T	7-7 (5)
2/25/83	Miami	L	0-9
2/26/83	Miami	L	2-4
4/15/83	Tallahassee	W	6-5
4/16/83	Tallahassee	W	4-3
4/17/83	Tallahassee	W	5-0
5/29/83	Tallahassee ¹	L	5-10
2/4/84	Miami	L	4-10
2/24/84	Miami	L	0-7
2/25/84	Miami	L	5-14
2/26/84	Miami	W	7-6
4/13/84	Tallahassee	W	3-2
4/14/84	Tallahassee	L	3-4
4/15/84	Tallahassee	W	5-4
2/22/85	Miami	W	5-2
2/23/85	Miami	L	4-15

2/24/85	Miami	L	5-6
4/12/85	Tallahassee	L	2-3
4/13/85	Tallahassee	W	13-5
4/14/85	Tallahassee	L	5-8
4/11/86	Tallahassee	W	6-1
4/12/86	Tallahassee	L	3-4
4/13/86	Tallahassee	W	8-3
5/2/86	Miami	L	10-11
5/3/86	Miami	W	14-6
5/4/86	Miami	L	5-7
6/3/86	Omaha, Neb. ³	W	7-2
6/8/86	Omaha, Neb. ³	W	4-3
4/10/87	Tallahassee	W	14-3
4/11/87	Tallahassee	L	6-11
4/12/87	Tallahassee	L	10-11 (11)
5/1/87	Miami	L	3-4 (10)
5/2/87	Miami	W	6-4 (11)
5/3/87	Miami	W	8-6
5/22/87	Tallahassee ¹	W	5-2
4/8/88	Tallahassee	L	3-8
4/9/88	Tallahassee	W	20-8
4/10/88	Tallahassee	T	5-5
5/6/88	Miami	W	6-5
5/7/88	Miami	L	7-9
5/8/88	Miami	W	6-3
4/7/89	Tallahassee	W	3-0
4/8/89	Tallahassee	L	1-8
4/9/89	Tallahassee	W	11-3
5/5/89	Miami	L	2-11
5/6/89	Miami	L	2-8
5/7/89	Miami	W	8-4
4/13/90	Tallahassee	W	7-3
4/14/90	Tallahassee	L	5-8
4/15/90	Tallahassee	L	3-8
5/4/90	Miami	L	3-7
5/5/90	Miami	W	6-2
5/6/90	Miami	W	8-4
4/12/91	Tallahassee	W	5-2
4/13/91	Tallahassee	W	12-4
4/14/91	Tallahassee	W	8-5
5/3/91	Miami	W	3-2
5/4/91	Miami	W	4-1
5/5/91	Miami	L	6-8
4/10/92	Tallahassee	L	6-10
4/11/92	Tallahassee	L	3-6
4/12/92	Tallahassee	L	5-6
4/24/92	Miami	L	3-7
4/25/92	Miami	L	4-5
4/26/92	Miami	W	3-2
4/9/93	Tallahassee	W	7-0
4/10/93	Tallahassee	W	8-1
4/11/93	Tallahassee	W	6-2
4/23/93	Miami	W	1-0
4/24/93	Miami	L	3-4 (12)
4/25/93	Miami	L	13-14 (10)
4/8/94	Tallahassee	W	6-3
4/9/94	Tallahassee	L	2-5
4/10/94	Tallahassee	L	1-2
4/15/94	Miami	W	6-1
4/16/94	Miami	L	0-8
4/17/94	Miami	W	7-2
4/7/95	Tallahassee	W	9-1
4/8/95	Tallahassee	L	5-6
4/9/95	Tallahassee	W	3-2 (11)
4/14/95	Miami	W	9-6 (14)
4/15/95	Miami	W	10-1 (12)
4/16/95	Miami	L	2-3
6/4/95	Omaha, Neb. ³	L	2-4
4/5/96	Tallahassee	W	13-2
4/6/96	Tallahassee	L	2-13
4/7/96	Tallahassee	W	15-1

4/12/96	Miami	L	2-6
4/13/96	Miami	L	8-9
4/14/96	Miami	L	4-7
4/11/97	Tallahassee	L	5-9
4/12/97	Tallahassee	L	5-8
4/13/97	Tallahassee	W	8-7
5/2/97	Miami	L	1-9
5/3/97	Miami	L	6-7
5/4/97	Miami	W	7-3
4/3/98	Tallahassee	L	4-9
4/4/98	Tallahassee	L	2-8
4/5/98	Tallahassee	L	6-9
5/1/98	Miami	L	1-7
5/2/98	Miami	W	11-5
5/3/98	Miami	W	5-4
4/16/99	Tallahassee	W	8-2
4/17/99	Tallahassee	L	3-4
4/18/99	Tallahassee	L	7-8
4/23/99	Miami	L	7-8
4/24/99	Miami	L	4-9
4/25/99	Miami	L	8-9
6/19/99	Omaha, Neb. ³	L	5-6
4/7/00	Tallahassee	W	14-13 (17)
4/8/00	Tallahassee	W	12-2
4/9/00	Tallahassee	W	5-4
4/14/00	Miami	L	3-7
4/15/00	Miami	L	3-7
4/16/00	Miami	W	14-3
6/2/00	Tallahassee ²	W	9-2
6/3/00	Tallahassee ²	L	5-7
6/4/00	Tallahassee ²	W	6-1
4/13/01	Miami	W	10-9
4/14/01	Miami	L	4-5
4/15/01	Miami	L	1-7
4/20/01	Tallahassee	L	5-7
4/21/01	Tallahassee	L	6-9
4/22/01	Tallahassee	L	4-7
4/5/02	Tallahassee	W	13-3
4/6/02	Tallahassee	L	2-5
4/7/02	Tallahassee	W	9-7 (13)
4/12/02	Miami	W	6-4
4/13/02	Miami	W	9-3
4/14/02	Miami	W	17-11
4/18/03	Miami	W	4-2
4/19/03	Miami	W	6-4
4/20/03	Miami	T	7-7
4/25/03	Tallahassee	W	1-0
4/26/03	Tallahassee	L	3-14
4/27/03	Tallahassee	W	12-0
4/9/04	Tallahassee	W	6-5
4/10/04	Tallahassee	L	11-17
4/11/04	Tallahassee	L	0-4
4/16/04	Miami	L	0-10
4/17/04	Miami	L	3-7
4/18/04	Miami	W	10-3
4/22/05	Miami	L	3-5
4/23/05	Miami	L	2-5
4/24/05	Miami	W	13-1
4/14/06	Tallahassee	L	3-7
4/15/06	Tallahassee	W	16-1
4/16/06	Tallahassee	L	5-7
4/27/07	Miami	W	7-6
4/28/07	Miami	W	13-8
4/29/07	Miami	L	1-7
5/25/07	Jacksonville, Fla. ⁵	L	3-9
4/18/08	Tallahassee	L	4-11
4/19/08	Tallahassee	W	9-5
4/20/08	Tallahassee	L	10-11 (7)
6/16/08	Omaha, Neb. ³	L	5-7
4/3/09	Miami	W	14-4
4/4/09	Miami	L	4-6

RESULTS BY OPPONENT

4/5/09	Miami	L	8-14
5/21/09	Durham, N.C. ⁵	W	4-2
4/23/10	Tallahassee	L	5-6
4/24/10	Tallahassee	W	8-7
4/25/10	Tallahassee	W	7-6
5/26/10	Greensboro, N.C. ⁵	L	3-9
4/29/11	Miami	W	6-5
4/30/11	Miami	W	2-0
5/1/11	Miami	L	1-5
4/20/12	Tallahassee	W	11-2
4/21/12	Tallahassee	W	6-1
4/22/12	Tallahassee	W	8-7 (10)
4/5/13	Miami	W	4-2
4/6/13	Miami	L	0-6
4/7/13	Miami	W	5-1
2/28/14	Tallahassee	L	1-3
3/1/14	Tallahassee	W	10-2
3/2/14	Tallahassee	W	13-6
4/24/15	Miami	W	8-7 (17)
4/25/15	Miami	W	15-5
4/26/15	Miami	L	0-12
5/19/16	Tallahassee	L	2-4
5/21/16	Tallahassee	L	5-8
5/21/16	Tallahassee	W	3-2 (10)
5/28/16	Durham, N.C. ⁵	W	5-4
4/21/17	Miami	W	6-3
4/22/17	Miami	L	4-5 (10)
4/27/18	Tallahassee	W	2-0
4/28/18	Tallahassee	W	10-1
4/29/18	Tallahassee	L	5-11
4/5/19	Miami	L	0-11
4/6/19	Miami	L	0-4
4/7/19	Miami	W	6-5
3/19/21	Miami	W	13-1
3/20/21	Miami	W	9-1
3/21/21	Miami	W	12-0
5/28/21	Charlotte, N.C. ⁵	W	6-3

MICHIGAN: 7-2

At Florida State: FSU leads 6-0
Neutral: Michigan leads 2-1

4/3/59	Tallahassee	W	11-0
6/13/62	Omaha, Neb. ³	L	7-10
3/15/91	Tallahassee	W	11-6
3/16/91	Tallahassee	W	3-0
3/5/95	Minneapolis, Minn.	W	17-6
3/17/95	Tallahassee	W	4-3
3/18/95	Tallahassee	W	14-4
3/19/95	Tallahassee	W	11-2
6/17/19	Omaha, Neb. ³	L	0-2

MICHIGAN STATE: 15-6

At Florida State: FSU leads 13-4
Neutral: Tied 2-2

3/25/57	Tallahassee	L	3-8
3/28/57	Tallahassee	W	7-4
3/30/59	Tallahassee	W	5-2
4/4/59	Tallahassee	L	2-8
4/1/64	Tallahassee	W	10-5
4/2/64	Tallahassee	W	7-6
3/29/65	Tallahassee	W	11-8
4/2/65	Tallahassee	L	2-4
3/28/66	Tallahassee	W	5-0
3/29/66	Tallahassee	L	6-7
3/30/66	Tallahassee	W	5-4
3/22/70	Miami, Fla.	L	5-6
3/23/71	Miami, Fla.	W	9-5
3/23/75	Miami, Fla.	L	3-4
3/24/75	Miami, Fla.	W	11-3

3/2/01	Tallahassee	W	7-4
3/3/01	Tallahassee	W	10-5
3/4/01	Tallahassee	W	9-5
3/12/04	Tallahassee	W	5-4
3/13/04	Tallahassee	W	11-1
3/14/04	Tallahassee	W	4-0

MIDDLE GEORGIA COLLEGE: 2-0

At Florida State: FSU leads 1-0
At Middle Ga. College: FSU leads 1-0

4/23/48	Cochran	W	5-4
5/14/48	Tallahassee	W	7-6

MILLSAPS: 1-0

At Millsaps: FSU leads 1-0

4/9/49	Jackson, Miss.	W	10-8
--------	----------------	---	------

MINNESOTA: 20-1

At Florida State: FSU leads 15-0
At Minnesota: FSU leads 4-1
Neutral: FSU leads 1-0

5/22/81	Miami, Fla. ¹	W	9-5
4/1/88	Minneapolis	W	12-5
2/22/91	Tallahassee	W	8-4
2/23/91	Tallahassee	W	12-4
2/24/91	Tallahassee	W	8-5
2/28/92	Minneapolis	W	3-1
2/18/94	Tallahassee	W	15-10
2/19/94	Tallahassee	W	9-2
2/20/94	Tallahassee	W	12-4
3/4/95	Minneapolis	W	4-1 (10)
2/16/96	Tallahassee	W	9-7
2/17/96	Tallahassee	W	23-11
2/18/96	Tallahassee	W	8-2
3/6/99	Minneapolis	W	9-5
3/7/04	Minneapolis	L	1-6
2/24/06	Tallahassee	W	5-0
2/25/06	Tallahassee	W	12-4
2/26/06	Tallahassee	W	8-6
5/3/14	Tallahassee	W	5-4
5/3/14	Tallahassee	W	3-2
5/4/14	Tallahassee	W	7-1

MISSISSIPPI COLLEGE: 11-4

At Florida State: FSU leads 8-2
At Mississippi College: FSU leads 3-2

3/29/48	Tallahassee	W	6-0
3/30/48	Tallahassee	L	3-13
4/16/48	Clinton	W	6-5
4/17/48	Clinton	L	6-7
4/8/49	Clinton	W	18-13
4/18/49	Tallahassee	W	5-4
4/19/49	Tallahassee	W	11-6
3/27/50	Tallahassee	W	11-6
3/28/50	Tallahassee	W	13-4
4/2/51	Tallahassee	W	22-9
4/3/51	Tallahassee	W	6-2
5/11/51	Clinton	W	10-4
5/12/51	Clinton	L	7-8
4/18/60	Tallahassee	W	4-2
4/19/60	Tallahassee	L	2-4

MISSISSIPPI STATE: 7-7

At Florida State: Mississippi State leads 3-2
At Mississippi State: Mississippi State leads 2-1
Neutral: FSU leads 4-2

3/27/64	Tallahassee	W	7-1
5/27/65	Gastonia, N.C. ¹	L	3-6
5/28/65	Gastonia, N.C. ¹	W	6-2
3/21/66	Tallahassee	W	24-2
6/2/66	Gastonia, N.C. ¹	L	3-4
6/3/66	Gastonia, N.C. ¹	W	7-0
5/30/70	Gastonia, N.C. ¹	W	5-4
5/26/90	Starkville ¹	L	8-11
5/27/90	Starkville ¹	W	11-9
5/28/90	Starkville ¹	L	3-4
3/1/92	Minneapolis, Minn.	W	5-1
6/2/07	Tallahassee ¹	L	0-3
6/3/07	Tallahassee ¹	L	4-9
6/2/18	Tallahassee ¹	L	2-3

MISSOURI S&T: 2-0

At Florida State: FSU leads 2-0

3/13/80	Tallahassee	W	18-3
3/13/80	Tallahassee	W	13-0

MONMOUTH: 1-0

At Florida State: FSU leads 1-0

3/19/80	Tallahassee	W	27-2
---------	-------------	---	------

MOREHEAD STATE: 3-0

At Florida State: FSU leads 3-0

3/16/78	Tallahassee	W	16-4
3/16/78	Tallahassee	W	3-2
3/17/98	Tallahassee	W	9-1

MOUNT ST. MARY'S: 4-0

At Florida State: FSU leads 4-0

5/11/18	Tallahassee	W	12-2
5/12/18	Tallahassee	W	10-0 (7)
5/12/18	Tallahassee	W	8-2 (7)
5/13/18	Tallahassee	W	22-0

NAVY: 3-4

At Florida State: Navy leads 1-0
Neutral: Tied 3-3

3/26/60	Jacksonville, Fla.	W	8-4
3/24/61	Jacksonville, Fla.	W	9-8
3/25/61	Jacksonville, Fla.	L	3-6
3/23/62	Jacksonville, Fla.	W	8-2
3/23/63	Tallahassee	L	7-8
3/26/65	Jacksonville, Fla.	L	0-1
3/26/65	Jacksonville, Fla.	L	0-1

NEBRASKA: 1-0

Neutral: FSU leads 1-0

3/5/04	Minneapolis, Minn.	W	5-3
--------	--------------------	---	-----

NEBRASKA-KEARNEY: 2-0

Neutral: FSU leads 2-0

4/5/77	Honolulu, Hawaii	W	13-9
4/8/77	Honolulu, Hawaii	W	11-1

NEW ORLEANS: 3-3

At Florida State: FSU leads 3-1
At New Orleans: New Orleans leads 2-0

5/22/80	Tallahassee ¹	W	10-8
5/18/84	Tallahassee	L	4-7
5/19/84	Tallahassee	W	5-1
5/20/84	Tallahassee	W	7-3
2/20/87	New Orleans	L	1-3
3/1/91	New Orleans	L	0-6

NEW YORK: 2-0

At Florida State: FSU leads 2-0

3/25/70	Tallahassee	W	6-1
3/27/70	Tallahassee	W	4-2

NIAGARA: 12-1

At Florida State: FSU leads 12-1

4/5/74	Tallahassee	W	4-2
3/28/75	Tallahassee	W	16-1
3/31/75	Tallahassee	W	7-2
3/31/75	Tallahassee	W	10-4
4/14/76	Tallahassee	W	13-4
4/14/76	Tallahassee	W	4-3
4/15/76	Tallahassee	W	15-4
2/14/14	Tallahassee	W	13-2
2/15/14	Tallahassee	W	4-1
2/16/14	Tallahassee	W	13-0 (8)
2/14/20	Tallahassee	L	1-3
2/15/20	Tallahassee	W	24-4
2/16/20	Tallahassee	W	11-1

NORTH CAROLINA: 72-35

At Florida State: FSU leads 37-15
At North Carolina: FSU leads 21-18
Neutral: FSU leads 14-2

3/29/56	Tallahassee	W	3-2
3/26/59	Tallahassee	L	9-11
4/1/61	Tallahassee	W	10-1
4/23/62	Chapel Hill	W	9-2
4/22/63	Chapel Hill	W	5-2
3/26/64	Tallahassee	W	9-0
3/30/64	Tallahassee	W	17-3
4/24/65	Chapel Hill	L	1-12
4/7/66	Tallahassee	W	15-7
4/8/66	Tallahassee	L	4-6
4/9/66	Tallahassee	W	4-1
6/4/66	Gastonia, N.C. ¹	L	4-6
6/4/66	Gastonia, N.C. ¹	W	6-5
3/30/67	Tallahassee	W	5-1
3/31/67	Tallahassee	L	1-3
4/1/67	Tallahassee	W	2-1
3/30/70	Tallahassee	W	15-6
3/30/70	Tallahassee	W	5-4
3/31/70	Tallahassee	W	3-2
5/17/85	Tallahassee	W	13-7
5/18/85	Tallahassee	W	9-5
5/19/85	Tallahassee	L	8-9
6/2/89	Omaha, Neb. ³	W	4-2
2/10/90	Orlando, Fla.	W	6-3
3/13/92	Chapel Hill	W	9-3
3/14/92	Chapel Hill	L	2-11
3/15/92	Chapel Hill	W	4-2
5/12/92	Greenville, S.C. ⁵	W	7-3
3/12/93	Tallahassee	W	6-3
3/14/93	Tallahassee	W	4-3 (10)
3/25/94	Chapel Hill	L	2-3
3/26/94	Chapel Hill	W	9-5



RESULTS BY OPPONENT

5/13/95	Tallahassee	L	2-3
5/14/95	Tallahassee	W	13-1
5/15/95	Tallahassee	L	3-5
5/20/95	Greenville, S.C. ⁵	W	10-1
3/20/96	Chapel Hill	W	2-1 (7)
3/20/96	Chapel Hill	W	7-1 (7)
3/21/96	Chapel Hill	W	9-1
5/9/97	Tallahassee	W	8-2
5/10/97	Tallahassee	W	8-5
5/11/97	Tallahassee	W	11-6
4/10/98	Chapel Hill	L	5-6
4/11/98	Chapel Hill	W	20-4
4/12/98	Chapel Hill	W	4-3
5/15/98	Durham, N.C. ⁵	W	13-11
3/26/99	Tallahassee	W	12-6
3/27/99	Tallahassee	W	5-4
3/28/99	Tallahassee	W	9-4
5/12/00	Chapel Hill	W	6-2
5/13/00	Chapel Hill	L	5-6
5/14/00	Chapel Hill	W	4-2
5/19/00	Fort Mill, S.C. ⁵	W	4-1
3/23/01	Tallahassee	W	3-0
3/24/01	Tallahassee	W	12-6
3/25/01	Tallahassee	W	8-7
3/22/02	Chapel Hill	L	7-11
3/23/02	Chapel Hill	L	1-7
3/24/02	Chapel Hill	L	1-9
3/28/03	Tallahassee	W	8-4
3/29/03	Tallahassee	L	4-8
3/30/03	Tallahassee	W	2-1
5/23/03	Salem, Va. ⁵	L	2-3
3/26/04	Chapel Hill	L	4-10
3/27/04	Chapel Hill	W	10-6
3/28/04	Chapel Hill	L	6-12
5/29/04	Salem, Va. ⁵	W	8-7
5/13/05	Tallahassee	W	9-4
5/14/05	Tallahassee	W	6-5
5/15/05	Tallahassee	W	7-6
5/25/05	Jacksonville, Fla. ⁵	W	3-2
3/31/06	Chapel Hill	L	0-4
4/1/06	Chapel Hill	L	3-4
4/2/06	Chapel Hill	W	6-5
5/25/06	Jacksonville, Fla. ⁵	W	7-6
4/20/07	Tallahassee	W	4-2
4/21/07	Tallahassee	W	5-4
4/22/07	Tallahassee	L	6-10
4/25/08	Cary, N.C.	L	4-11
4/26/08	Cary, N.C.	W	13-5
4/27/08	Cary, N.C.	L	1-2 (10)
5/24/08	Jacksonville, Fla. ⁵	W	9-6
4/10/09	Tallahassee	W	3-2
4/11/09	Tallahassee	L	7-12
4/12/09	Tallahassee	W	9-8
3/19/10	Chapel Hill	W	4-3
3/20/10	Chapel Hill	L	4-10
3/21/10	Chapel Hill	W	5-3
4/8/11	Tallahassee	W	5-3
4/9/11	Tallahassee	L	5-8
4/10/11	Tallahassee	L	6-7
5/20/13	Chapel Hill	L	3-4
5/9/14	Chapel Hill	W	7-0
5/10/14	Chapel Hill	W	10-2
5/11/14	Chapel Hill	L	4-5
5/21/14	Greensboro, N.C. ⁵	W	7-1
5/21/15	Durham, N.C. ⁵	W	8-4
3/31/17	Tallahassee	L	1-3
4/1/17	Tallahassee	L	2-5 (11)
4/2/17	Tallahassee	L	7-9
5/28/17	Louisville, Ky. ⁵	W	7-3
3/23/18	Chapel Hill	L	8-16
3/23/18	Chapel Hill	W	6-3 (10)

3/25/18	Chapel Hill	W	9-4
4/2/21	Tallahassee	L	3-4
4/3/21	Tallahassee	W	4-2
4/4/21	Tallahassee	W	8-0

NC STATE: 74-35

At Florida State: FSU leads 31-8
At NC State: FSU leads 27-21
Neutral: FSU leads 16-6

4/24/62	Raleigh	W	12-3
4/24/63	Raleigh	L	7-8 (11)
4/23/65	Raleigh	L	2-7
6/1/68	Gastonia, N.C. ¹	W	15-12
6/3/68	Gastonia, N.C. ¹	L	1-4
5/22/86	Tallahassee ¹	W	10-6
3/20/92	Tallahassee	W	4-0
3/21/92	Tallahassee	W	12-1
3/22/92	Tallahassee	L	4-6
5/12/92	Greenville, S.C. ⁵	W	1-0
3/26/93	Raleigh	L	0-8
3/27/93	Raleigh	W	5-1
3/28/93	Raleigh	L	1-4
5/19/93	Greenville, S.C. ⁵	L	1-5
4/1/94	Tallahassee	W	3-2 (10)
4/2/94	Tallahassee	W	2-1
4/3/94	Tallahassee	W	8-7
5/18/94	Greenville, S.C. ⁵	L	5-6
5/21/94	Greenville, S.C. ⁵	W	7-4
3/31/95	Raleigh	W	6-0
4/1/95	Raleigh	W	6-5
4/2/95	Raleigh	W	12-3
5/18/95	Greenville, S.C. ⁵	W	12-6
3/29/96	Tallahassee	W	5-4
3/31/96	Tallahassee	W	5-4 (7)
3/31/96	Tallahassee	W	5-4 (7)
3/28/97	Raleigh	W	6-3
3/29/97	Raleigh	L	9-10
3/30/97	Raleigh	L	5-9
5/15/97	St. Petersburg, Fla. ⁵	W	5-3
3/6/98	Tallahassee	W	9-0
5/16/98	Durham, N.C. ⁵	W	13-6
3/19/99	Raleigh	W	14-4
3/20/99	Raleigh	W	2-1
3/21/99	Raleigh	W	13-1
4/28/00	Tallahassee	L	4-5
4/29/00	Tallahassee	W	8-2
4/30/00	Tallahassee	W	6-5
5/17/00	Fort Mill, S.C. ⁵	W	8-6
3/16/01	Raleigh	W	8-7
3/17/01	Raleigh	L	2-4
3/18/01	Raleigh	W	12-3
5/16/01	Fort Mill, S.C. ⁵	W	11-5
5/19/01	Fort Mill, S.C. ⁵	L	4-8
4/26/02	Tallahassee	W	9-3
4/27/02	Tallahassee	W	10-4
4/28/02	Tallahassee	W	12-11
3/22/03	Kinston, N.C.	L	2-4
3/22/03	Kinston, N.C.	L	2-5
3/23/03	Kinston, N.C.	W	3-1
5/24/03	Salem, Va. ⁵	W	17-6
4/2/04	Tallahassee	L	0-11
4/3/04	Tallahassee	W	7-6
4/4/04	Tallahassee	W	10-3
5/26/04	Salem, Va. ⁵	W	6-5
5/19/05	Raleigh	W	8-2
5/20/05	Raleigh	L	4-7
5/21/05	Raleigh	L	3-8
5/18/06	Tallahassee	W	11-10 (10)
5/19/06	Tallahassee	W	7-1
5/20/06	Tallahassee	L	7-15

5/27/06	Jacksonville, Fla. ⁵	L	7-8
5/27/06	Jacksonville, Fla. ⁵	W	7-3
4/6/07	Raleigh	W	10-4
4/7/07	Raleigh	L	6-8
4/8/07	Raleigh	W	6-5
5/15/08	Tallahassee	L	2-12
5/16/08	Tallahassee	W	1-0
5/17/08	Tallahassee	W	8-1
4/17/09	Raleigh	W	9-3
4/18/09	Raleigh	W	4-2
4/19/09	Raleigh	W	13-2
5/14/10	Tallahassee	L	2-5
5/15/10	Tallahassee	W	7-5
5/16/10	Tallahassee	W	12-9 (7)
5/30/10	Greensboro, N.C. ⁵	W	8-3
5/13/11	Raleigh	W	9-4
5/15/11	Raleigh	W	7-5
5/15/11	Raleigh	L	4-12
5/25/11	Durham, N.C. ⁵	L	0-7
5/17/12	Tallahassee	L	5-10
5/18/12	Tallahassee	W	3-2
5/19/12	Tallahassee	W	6-2
5/11/13	Raleigh	L	1-3
5/12/13	Raleigh	W	12-3
5/13/13	Raleigh	W	8-4
3/14/14	Tallahassee	W	6-1
3/15/14	Tallahassee	W	8-2
3/15/14	Tallahassee	W	9-8 (13)
4/2/15	Raleigh	W	3-2
4/3/15	Raleigh	W	1-0
4/4/15	Raleigh	L	7-11
5/24/15	Durham, N.C. ⁵	W	6-2
3/25/16	Tallahassee	W	8-5
5/25/16	Durham, N.C. ⁵	W	7-3
4/7/17	Raleigh	W	16-7
4/8/17	Raleigh	L	3-4
4/9/17	Raleigh	L	4-8
5/17/18	Tallahassee	W	4-3 (11)
5/18/18	Tallahassee	W	6-3 (10)
5/19/18	Tallahassee	L	3-5
5/25/18	Durham, N.C. ⁵	W	5-2
3/15/19	Raleigh	L	0-16
3/16/19	Raleigh	L	8-9
3/17/19	Raleigh	W	7-5
5/24/19	Durham, N.C. ⁵	W	11-0 (7)
5/20/21	Raleigh	L	4-6
5/21/21	Raleigh	L	4-6
5/22/21	Raleigh	W	15-11

NORTH CENTRAL: 3-0

At Florida State: FSU leads 3-0

3/20/77	Tallahassee	W	11-5
3/20/77	Tallahassee	W	11-3
3/21/77	Tallahassee	W	14-3

NORTH FLORIDA: 11-3

At Florida State: FSU leads 10-2

At North Florida: Tied 1-1

3/28/06	Tallahassee	W	14-8
2/27/07	Tallahassee	W	16-3
3/27/07	Tallahassee	W	6-0
4/16/08	Tallahassee	W	10-2
3/4/09	Tallahassee	L	4-5
4/8/09	Jacksonville	W	14-6
4/15/09	Tallahassee	W	8-7
3/10/10	Tallahassee	W	6-2
4/6/10	Jacksonville	L	1-3
4/7/10	Tallahassee	W	9-2
3/6/19	Tallahassee	W	4-3
2/20/21	Tallahassee	L	4-7
2/21/21	Tallahassee	W	14-4
2/21/21	Tallahassee	W	8-4

NORTH GEORGIA COLLEGE: 1-0

At Florida State: FSU leads 1-0

4/18/12	Tallahassee	W	6-0
---------	-------------	---	-----

NORTHEASTERN ILLINOIS: 1-0

Neutral: FSU leads 1-0

5/23/96	Stanford, Calif. ¹	W	16-0
---------	-------------------------------	---	------

NORTHERN ILLINOIS: 1-0

At Florida State: FSU leads 1-0

4/8/71	Tallahassee	W	7-1
--------	-------------	---	-----

NORTHERN IOWA: 7-0

At Florida State: FSU leads 7-0

3/19/91	Tallahassee	W	11-2
3/20/91	Tallahassee	W	9-0
3/21/91	Tallahassee	W	3-0
3/19/93	Tallahassee	W	6-0
3/20/93	Tallahassee	W	7-4
3/21/93	Tallahassee	W	5-2
3/13/01	Tallahassee	W	4-3

NORTHERN KENTUCKY: 1-0

At Florida State: FSU leads 1-0

3/17/80	Tallahassee	W	2-0
---------	-------------	---	-----

NOTRE DAME: 21-10

At Florida State: FSU leads 13-4

At Notre Dame: FSU leads 7-5

Neutral: Tied 1-1

3/31/56	Tallahassee	W	12-5
4/5/58	Tallahassee	W	5-2
4/8/58	Tallahassee	W	3-2
5/28/93	Tallahassee ¹	W	7-3
5/29/93	Tallahassee ¹	L	3-4
1/30/98	Orlando, Fla.	L	1-10
6/7/02	Tallahassee ²	L	4-10
6/9/02	Tallahassee ²	W	12-5
6/10/02	Tallahassee ²	L	1-3
4/4/14	Tallahassee	W	8-7 (12)
4/6/14	Tallahassee	W	11-2
4/6/14	Tallahassee	W	4-3
4/10/15	Notre Dame	L	2-5
4/11/15	Notre Dame	L	1-4
4/12/15	Notre Dame	L	1-2
4/22/16	Tallahassee	W	12-6

RESULTS BY OPPONENT

4/23/16	Tallahassee	W	7-6 [12]
4/24/16	Tallahassee	W	11-6
3/24/17	Notre Dame	W	8-2
3/24/17	Notre Dame	W	8-3 [13]
3/25/17	Notre Dame	W	5-1
5/24/17	Louisville, Ky. ⁵	W	5-3 [12]
3/16/18	Tallahassee	L	7-8
3/17/18	Tallahassee	W	6-4
3/18/18	Tallahassee	W	7-5
3/23/19	Notre Dame	W	7-1
3/23/19	Notre Dame	L	3-12
3/24/19	Notre Dame	W	3-1 [10]
5/7/21	Notre Dame	W	5-2
5/8/21	Notre Dame	L	3-5
5/8/21	Notre Dame	W	7-1

OAKLAND: 10-0

At Florida State: FSU leads 10-0			
3/29/78	Tallahassee	W	15-6
3/29/78	Tallahassee	W	6-2
3/28/79	Tallahassee	W	13-4
3/28/79	Tallahassee	W	13-6
2/13/15	Tallahassee	W	7-3
2/14/15	Tallahassee	W	15-2
2/15/15	Tallahassee	W	5-1
3/3/17	Tallahassee	W	18-10
3/4/17	Tallahassee	W	12-1
3/5/17	Tallahassee	W	14-6

OGLETHORPE: 0-1

At Florida State: Oglethorpe leads 1-0			
4/2/49	Tallahassee	L	5-7

OHIO: 1-1

At Florida State: Ohio leads 1-0			
Neutral: FSU leads 1-0			
6/16/70	Omaha, Neb. ³	W	2-0
3/24/74	Tallahassee	L	3-6

OHIO STATE: 6-3

At Florida State: FSU leads 4-1			
Neutral: Tied 2-2			
3/19/60	Tallahassee	L	7-13 [8]
6/7/65	Omaha, Neb. ³	L	1-2
3/22/71	Miami, Fla.	L	1-9
3/18/78	Tallahassee	W	3-2
3/19/78	Tallahassee	W	24-13
3/21/78	Tallahassee	W	7-4
5/29/82	Austin, Texas ¹	W	8-3
1/31/98	Orlando, Fla.	W	6-4
5/31/09	Tallahassee ¹	W	37-6

OKLAHOMA: 2-1

At Florida State: FSU leads 1-0			
Neutral: Tied 1-1			
5/30/82	Austin, Texas ¹	L	5-6
6/2/95	Omaha, Neb. ³	W	3-2
5/23/98	Tallahassee ¹	W	23-2

OKLAHOMA STATE: 1-0

Neutral: FSU leads 1-0			
6/7/86	Omaha, Neb. ³	W	6-5

OLD DOMINION: 2-0

At Florida State: FSU leads 1-0			
Neutral: FSU leads 1-0			
4/5/88	Norfolk, Va.	W	6-5
5/27/95	Tallahassee ¹	W	7-2

OLE MISS: 7-2

At Florida State: FSU leads 7-0			
At Ole Miss: Ole Miss leads 1-0			
Neutral: Ole Miss leads 1-0			
3/30/49	Tallahassee	W	7-3
3/31/49	Tallahassee	W	6-5
3/23/66	Tallahassee	W	9-8
3/24/66	Tallahassee	W	9-4
3/25/66	Tallahassee	W	11-10
3/26/66	Tallahassee	W	5-3
6/3/72	Gastonia, N.C. ¹	L	3-8
5/28/95	Tallahassee ¹	W	13-1
6/5/21	Oxford ¹	L	3-4

OLIVET: 2-0

At Florida State: FSU leads 2-0			
3/19/77	Tallahassee	W	23-0
3/19/77	Tallahassee	W	16-1

ORAL ROBERTS: 3-0

At Florida State: FSU leads 3-0			
2/20/04	Tallahassee	W	8-3
2/21/04	Tallahassee	W	6-4
2/22/04	Tallahassee	W	4-3

OREGON: 2-0

Neutral: FSU leads 2-0			
6/5/10	Norwich, Conn. ¹	W	6-4
6/6/10	Norwich, Conn. ¹	W	5-3

OTTERBEIN: 7-0

At Florida State: FSU leads 7-0			
3/26/76	Tallahassee	W	12-2
3/26/76	Tallahassee	W	10-3
3/21/80	Tallahassee	W	18-3
3/21/80	Tallahassee	W	15-6
3/19/81	Tallahassee	W	11-8
3/19/81	Tallahassee	W	9-4
3/19/82	Tallahassee	W	10-4

PACIFIC: 4-0

At Florida State: FSU leads 4-0			
5/5/17	Tallahassee	W	9-8
5/6/17	Tallahassee	W	18-5
5/6/17	Tallahassee	W	5-3
5/7/17	Tallahassee	W	5-3

PARSONS: 0-2

At Florida State: Parsons leads 2-0			
4/5/67	Tallahassee	L	0-10
4/6/67	Tallahassee	L	4-16

PENN STATE: 7-2

At Florida State: FSU leads 1-0			
Neutral: Penn State leads 1-0			
6/8/57	Omaha, Neb. ³	L	0-7
3/24/67	Tallahassee	W	9-3
3/28/67	Tallahassee	L	6-7
3/23/68	Tallahassee	W	10-5
3/26/68	Tallahassee	W	7-2
3/25/69	Tallahassee	W	4-3
3/26/69	Tallahassee	W	8-1
3/27/69	Tallahassee	W	6-0
3/28/69	Tallahassee	W	8-4

PENSACOLA NAS: 3-0

At Florida State: FSU leads 1-0			
At Pensacola NAS: FSU leads 2-0			
4/30/65	Pensacola	W	10-1
5/1/65	Pensacola	W	12-3 (7)
5/24/65	Tallahassee	W	10-2

PITT: 26-5

At Florida State: FSU leads 24-4			
At Pitt: FSU leads 2-1			
3/25/83	Tallahassee	W	7-4
3/26/83	Tallahassee	W	12-4
3/27/83	Tallahassee	W	13-0
3/19/84	Tallahassee	W	5-0
3/21/84	Tallahassee	W	21-1
3/21/84	Tallahassee	W	6-0
3/18/85	Tallahassee	W	6-5
3/19/85	Tallahassee	W	18-2
3/20/85	Tallahassee	W	9-7
3/17/86	Tallahassee	W	7-0
3/18/86	Tallahassee	W	10-2
3/19/86	Tallahassee	W	22-1
3/20/86	Tallahassee	W	17-1
3/3/00	Tallahassee	W	6-1
3/4/00	Tallahassee	W	12-0
3/5/00	Tallahassee	W	14-4
3/8/02	Tallahassee	W	7-2
3/9/02	Tallahassee	W	11-2
3/10/02	Tallahassee	W	15-3
4/17/15	Tallahassee	W	15-2
4/18/15	Tallahassee	W	10-6
4/18/15	Tallahassee	W	6-5
3/18/16	Pittsburgh	W	17-4
3/19/16	Pittsburgh	W	10-2
3/20/16	Pittsburgh	L	2-5
5/3/19	Tallahassee	L	0-10
5/4/19	Tallahassee	W	15-6
5/5/19	Tallahassee	W	12-6
2/26/21	Tallahassee	L	0-1
2/27/21	Tallahassee	L	2-7
2/28/21	Tallahassee	L	7-9 [13]

PRESBYTERIAN: 2-0

At Florida State: FSU leads 2-0			
3/5/13	Tallahassee	W	9-2
3/6/13	Tallahassee	W	10-4

PROVIDENCE: 1-0

At Florida State: FSU leads 1-0			
5/30/99	Tallahassee ¹	W	14-3

PURDUE: 0-1

Neutral: Purdue leads 1-0			
3/11/93	Daytona Beach, Fla.	L	1-11

RHODE ISLAND: 9-0

At Florida State: FSU leads 9-0			
4/27/12	Tallahassee	W	17-6
4/28/12	Tallahassee	W	2-0
4/29/12	Tallahassee	W	6-5
2/15/13	Tallahassee	W	11-5
2/16/13	Tallahassee	W	6-2
2/17/13	Tallahassee	W	8-6 [10]
2/19/16	Tallahassee	W	19-1
2/20/16	Tallahassee	W	8-1
2/21/16	Tallahassee	W	23-4

RICE: 2-1

At Florida State: FSU leads 2-1			
3/3/89	Tallahassee	L	3-4
3/4/89	Tallahassee	W	6-0
3/5/89	Tallahassee	W	3-0

RICHMOND: 23-0

At Florida State: FSU leads 22-0			
Neutral: FSU leads 1-0			
6/2/72	Gastonia, N.C. ¹	W	10-5
3/12/86	Tallahassee	W	12-4
3/13/86	Tallahassee	W	14-4
3/14/86	Tallahassee	W	16-1
3/15/86	Tallahassee	W	13-3
2/29/88	Tallahassee	W	7-1
3/1/88	Tallahassee	W	11-4
3/2/88	Tallahassee	W	6-1
3/7/89	Tallahassee	W	6-0
3/8/89	Tallahassee	W	12-3
3/9/89	Tallahassee	W	3-2 [13]
3/5/90	Tallahassee	W	7-1
3/6/90	Tallahassee	W	12-3
3/7/90	Tallahassee	W	13-1
3/12/91	Tallahassee	W	10-3
3/13/91	Tallahassee	W	6-2
3/14/91	Tallahassee	W	12-4
3/9/92	Tallahassee	W	2-1
3/10/92	Tallahassee	W	5-1
3/11/92	Tallahassee	W	8-2
5/10/19	Tallahassee	W	8-2
5/11/19	Tallahassee	W	11-1
5/12/19	Tallahassee	W	7-2 (7)

RIDER: 3-0

At Florida State: FSU leads 3-0			
3/26/70	Tallahassee	W	8-1
3/27/74	Tallahassee	W	6-1
5/25/89	Tallahassee ¹	W	13-7

RIPON: 2-0

At Florida State: FSU leads 2-0			
3/16/81	Tallahassee	W	7-1
3/16/81	Tallahassee	W	12-1

RESULTS BY OPPONENT

ROLLINS: 12-11

At Florida State: Tied 6-6

At Rollins: FSU leads 6-5

4/9/48	Tallahassee	L	5-20
4/10/48	Tallahassee	L	5-8
5/21/48	Winter Park, Fla.	L	5-8
5/22/48	Winter Park, Fla.	L	2-8
3/31/50	Tallahassee	L	2-14
4/1/50	Tallahassee	L	4-6
4/5/51	Winter Park, Fla.	W	9-3
4/6/51	Winter Park, Fla.	W	9-2
5/9/52	Tallahassee	W	2-1
5/10/52	Tallahassee	L	2-9
4/3/53	Winter Park, Fla.	L	0-4
4/4/53	Winter Park, Fla.	L	2-4
4/12/55	Winter Park, Fla.	W	7-2 (8)
4/13/55	Winter Park, Fla.	L	3-9
5/11/56	Tallahassee	L	7-9
5/12/56	Tallahassee	W	9-0
5/2/57	Winter Park, Fla.	W	5-0
5/9/58	Tallahassee	W	7-1
5/10/58	Tallahassee	W	7-6
3/4/72	Winter Park, Fla.	W	2-0
3/5/72	Winter Park, Fla.	W	11-6
4/5/73	Tallahassee	W	12-0
4/6/73	Tallahassee	W	5-0

ROSE-HULMAN TECH: 4-0

At Florida State: FSU leads 4-0

3/6/78	Tallahassee	W	17-0
3/6/78	Tallahassee	W	6-5
3/7/78	Tallahassee	W	7-3
3/7/78	Tallahassee	W	13-1

RUTGERS: 2-0

At Florida State: FSU leads 2-0

3/31/66	Tallahassee	W	18-10
5/31/03	Tallahassee ¹	W	17-7

SAMFORD: 21-2

At Florida State: FSU leads 21-2

2/14/85	Tallahassee	W	14-7
2/15/85	Tallahassee	W	18-10
3/13/85	Tallahassee	L	2-5
3/14/85	Tallahassee	W	20-4
2/18/86	Tallahassee	W	9-6
2/19/86	Tallahassee	W	9-1
3/10/86	Tallahassee	W	19-2
3/11/86	Tallahassee	W	15-5
2/6/87	Tallahassee	W	15-1
2/7/87	Tallahassee	W	9-1 (8)
2/17/87	Tallahassee	W	4-1
2/18/87	Tallahassee	W	7-2
3/11/88	Tallahassee	W	19-3
3/12/88	Tallahassee	W	12-3
3/13/88	Tallahassee	W	7-2
3/14/89	Tallahassee	W	18-2
3/15/89	Tallahassee	W	14-0
6/2/12	Tallahassee ¹	W	8-1
6/3/12	Tallahassee ¹	W	5-2
2/24/17	Tallahassee	W	16-3
2/25/17	Tallahassee	W	8-0
2/26/17	Tallahassee	W	13-4
6/1/18	Tallahassee ¹	L	6-7

SAM HOUSTON STATE: 2-0

At Florida State: FSU leads 2-0

6/10/17	Tallahassee ²	W	7-6
6/11/17	Tallahassee ²	W	19-0

SANTA CLARA: 1-1

Neutral: Tied 1-1

6/11/62	Omaha, Neb. ³	W	5-1
6/14/62	Omaha, Neb. ³	L	6-11

SAVANNAH STATE: 7-1

At Florida State: FSU leads 7-1

4/28/06	Tallahassee	W	11-0
4/29/06	Tallahassee	W	9-2
4/30/06	Tallahassee	L	2-10
5/9/08	Tallahassee	W	23-4 (7)
5/10/08	Tallahassee	W	19-2 (7)
5/11/08	Tallahassee	W	24-4 (7)
5/12/08	Tallahassee	W	10-0 (7)
5/31/13	Tallahassee ¹	W	10-0

SETON HALL: 0-1

Neutral: Seton Hall leads 1-0

6/8/75	Omaha, Neb. ³	L	0-11
--------	--------------------------	---	------

SIENA: 9-0

At Florida State: FSU leads 8-0

Neutral: FSU leads 1-0

3/8/00	Daytona Beach, Fla.	W	9-2
2/22/02	Tallahassee	W	10-2
2/28/02	Tallahassee	W	5-4 (10)
3/4/03	Tallahassee	W	13-8
3/5/03	Tallahassee	W	14-5
3/6/03	Tallahassee	W	6-1
3/2/07	Tallahassee	W	14-4
3/3/07	Tallahassee	W	8-3
3/4/07	Tallahassee	W	22-3

SOUTH ALABAMA: 37-27-1

At Florida State: FSU leads 26-14-1

At South Alabama: South Alabama leads 12-11

Neutral: South Alabama leads 1-0

5/17/69	Tallahassee	W	5-4
5/17/69	Tallahassee	W	4-0
4/10/70	Mobile	W	8-4
4/11/70	Mobile	W	4-0
4/11/70	Mobile	W	11-0
4/24/70	Tallahassee	W	9-0
4/25/70	Tallahassee	L	3-5
4/25/70	Tallahassee	T	2-2
4/24/71	Tallahassee	W	9-7
4/24/71	Tallahassee	L	4-5
4/25/71	Tallahassee	W	9-4
5/9/71	Mobile	W	7-3
5/9/71	Mobile	L	2-3
4/22/72	Tallahassee	L	2-5
4/22/72	Tallahassee	L	2-9
4/23/72	Tallahassee	L	4-6
5/13/72	Mobile	W	3-1
5/13/72	Mobile	W	6-4
5/14/72	Mobile	L	0-10
6/1/72	Gastonia, N.C. ¹	L	5-6
4/8/73	Tallahassee	L	3-11
4/8/73	Tallahassee	W	4-3
5/12/73	Mobile	L	5-8

5/12/73	Mobile	L	3-4
5/13/73	Mobile	L	2-3
4/8/75	Tallahassee	W	4-2
4/8/75	Tallahassee	L	4-8
4/9/75	Tallahassee	W	5-4
5/7/75	Mobile	W	7-1
4/17/76	Mobile	W	9-4
4/17/76	Mobile	L	0-1
4/18/76	Mobile	L	2-3
4/24/76	Tallahassee	W	21-6
3/26/78	Mobile	L	5-16
3/26/78	Mobile	L	2-9
4/4/78	Tallahassee	W	5-4
4/4/78	Tallahassee	W	7-3
5/27/83	Tallahassee ¹	W	8-2
4/19/84	Tallahassee	L	4-12
4/20/84	Tallahassee	L	3-9
4/30/84	Mobile	L	7-8
3/27/85	Tallahassee	W	15-12
5/2/85	Mobile	W	8-0
5/3/85	Mobile	W	12-10
3/24/86	Tallahassee	L	5-12
3/25/86	Tallahassee	W	13-8
3/26/86	Tallahassee	W	14-4
3/27/86	Tallahassee	W	13-9
3/19/87	Mobile	L	3-7
4/16/87	Tallahassee	W	9-4
5/23/87	Tallahassee ¹	W	12-3
5/24/87	Tallahassee ¹	L	3-6
5/24/87	Tallahassee ¹	W	9-2
4/6/88	Mobile	W	11-7
4/22/88	Tallahassee	W	13-11
4/5/90	Tallahassee	W	3-2
4/2/91	Mobile	L	5-6 (15)
5/26/95	Tallahassee ¹	W	7-2
4/16/02	Tallahassee	L	5-6 (10)
5/31/03	Tallahassee ¹	L	6-8
6/1/03	Tallahassee ¹	W	13-5
6/1/03	Tallahassee ¹	W	12-2
5/16/06	Tallahassee	L	2-7 (11)
4/16/13	Tallahassee	W	2-0
6/5/16	Tallahassee ¹	W	18-6

SOUTH CAROLINA: 19-10

At Florida State: FSU leads 12-6

At South Carolina: FSU leads 5-4

Neutral: FSU leads 2-0

4/4/69	Tallahassee	W	4-3
3/26/74	Tallahassee	L	1-4
3/26/74	Tallahassee	L	0-1
3/20/81	Tallahassee	W	9-8
3/21/81	Tallahassee	L	5-8
3/22/81	Tallahassee	W	12-6
4/17/81	Columbia	W	7-5
4/19/81	Columbia	L	3-9
5/10/84	Tallahassee ¹	L	3-4
5/13/84	Tallahassee ¹	W	11-10
5/11/85	Tallahassee ¹	W	7-5
5/12/85	Tallahassee ¹	W	11-5
5/10/86	Tallahassee ¹	L	5-8
5/11/86	Tallahassee ¹	W	3-0
5/11/86	Tallahassee ¹	W	7-2
5/15/87	Columbia ⁴	W	9-5
5/20/88	Tallahassee ¹	W	9-3
5/21/88	Tallahassee ¹	W	9-1
3/17/89	Columbia	W	6-5
3/18/89	Columbia	L	3-4
3/19/89	Columbia	L	4-5 (10)
4/20/90	Tallahassee	W	9-6
4/21/90	Tallahassee	L	5-6

4/22/90	Tallahassee	W	6-3
4/5/91	Columbia	W	4-2
4/6/91	Columbia	W	7-3
4/7/91	Columbia	L	4-9
5/16/91	Salem, Va. ⁴	W	17-0
5/18/91	Salem, Va. ⁴	W	10-9 (10)

SE LOUISIANA: 1-1

At Florida State: Tied 1-1

3/27/53	Tallahassee	L	1-6
3/28/53	Tallahassee	W	5-4

SOUTHEAST MISSOURI ST: 3-0

At Florida State: FSU leads 3-0

3/8/82	Tallahassee	W	19-2
3/12/94	Tallahassee	W	15-3
3/13/94	Tallahassee	W	13-3

SOUTHERN: 2-0

At Florida State: FSU leads 2-0

2/22/82	Tallahassee	W	12-10
2/23/82	Tallahassee	W	21-6

SOUTHERN ILLINOIS: 6-1

At Florida State: FSU leads 6-1

3/29/68	Tallahassee	W	6-0
3/30/68	Tallahassee	W	8-4
4/1/68	Tallahassee	W	5-3
3/28/69	Tallahassee	L	0-1
3/29/69	Tallahassee	W	3-1
3/29/69	Tallahassee	W	5-4
3/27/70	Tallahassee	W	6-1

SOUTHERN MISS: 39-13

At Florida State: FSU leads 24-3

At Southern Miss: FSU leads 11-8

Neutral: FSU leads 4-2

2/27/82	Tallahassee	W	16-7
2/28/82	Tallahassee	W	20-1
2/12/83	Tallahassee	W	4-2
2/12/83	Tallahassee	W	8-4
5/12/83	Tallahassee ⁴	W	14-7
3/13/84	Tallahassee	W	7-5
3/14/84	Tallahassee	L	8-9
3/15/84	Tallahassee	W	12-6
5/1/84	Hattiesburg	W	9-3
5/2/84	Hattiesburg	W	11-2
5/3/84	Hattiesburg	W	16-6
2/16/85	Tallahassee	W	20-1
2/16/85	Tallahassee	W	10-4
2/17/85	Tallahassee	W	24-3
3/23/85	Hattiesburg	W	17-6
3/23/85	Hattiesburg	W	6-0
3/24/85	Hattiesburg	L	4-6
2/15/86	Tallahassee	W	7-6
2/15/86	Tallahassee	W	2-0
2/16/86	Tallahassee	W	14-6
3/22/86	Hattiesburg	L	1-5
3/22/86	Hattiesburg	W	2-0
3/23/86	Hattiesburg	W	13-9
2/28/87	Tallahassee	W	7-2
2/28/87	Tallahassee	W	10-4
3/1/87	Tallahassee	L	8-11
3/21/87	Hattiesburg	L	1-3
3/21/87	Hattiesburg	W	4-2
3/22/87	Hattiesburg	W	13-9



RESULTS BY OPPONENT

5/16/87	Columbia, S.C. ⁴	W	5-1
2/26/88	Tallahassee	W	6-3
2/27/88	Tallahassee	W	18-11
2/28/88	Tallahassee	L	5-6
3/19/88	Hattiesburg	L	1-2 (7)
3/19/88	Hattiesburg	L	4-5
3/20/88	Hattiesburg	L	7-9
3/31/89	Tallahassee	W	10-2
4/1/89	Tallahassee	W	6-2
4/2/89	Tallahassee	W	7-2
5/19/89	Columbia, S.C. ⁴	W	14-7
5/20/89	Columbia, S.C. ⁴	W	6-5 (12)
3/23/90	Hattiesburg	W	7-0
3/24/90	Hattiesburg	L	3-6
3/25/90	Hattiesburg	L	3-6
5/19/90	Hattiesburg ⁴	W	8-1
3/22/91	Tallahassee	W	8-4
3/23/91	Tallahassee	W	5-0
3/24/91	Tallahassee	W	6-4
5/17/91	Salem, Va. ⁴	L	1-3
6/4/16	Tallahassee ¹	W	7-2
6/4/21	Oxford, Miss. ¹	W	5-2
6/6/21	Oxford, Miss. ¹	L	4-7

SPRINGFIELD COLLEGE: 4-0
At Florida State: FSU leads 4-0

3/21/67	Tallahassee	W	3-1
3/22/67	Tallahassee	W	6-5
3/25/68	Tallahassee	W	10-9
3/27/68	Tallahassee	W	18-0

SPRINGHILL: 4-0
At Florida State: FSU leads 2-0
At Spring Hill: FSU leads 2-0

4/4/66	Tallahassee	W	18-3
4/5/66	Tallahassee	W	13-0
4/26/66	Mobile, Ala.	W	3-2
4/27/66	Mobile, Ala.	W	14-2

ST. BONAVENTURE: 1-0
Neutral: FSU leads 1-0

3/11/97	Daytona Beach, Fla.	W	12-6
---------	---------------------	---	------

ST. FRANCIS (IL): 3-1
At Florida State: FSU leads 3-1

3/13/79	Tallahassee	W	4-1
3/13/79	Tallahassee	L	2-5
3/15/79	Tallahassee	W	14-5
3/15/79	Tallahassee	W	8-1

ST. JOHN'S: 2-1
At Florida State: FSU leads 2-1

3/4/16	Tallahassee	W	16-4
3/5/16	Tallahassee	W	9-2
3/6/16	Tallahassee	L	1-5

ST. JOSEPH'S: 14-0
At Florida State: FSU leads 12-0
Neutral: FSU leads 2-0

3/6/72	Tallahassee	W	14-1
3/7/72	Tallahassee	W	12-6
3/8/72	Tallahassee	W	8-1
3/10/73	Tallahassee	W	9-0
3/11/73	Tallahassee	W	9-4
3/11/98	Daytona Beach, Fla.	W	16-1
3/7/00	Daytona Beach, Fla.	W	15-2
3/6/01	Tallahassee	W	16-4
3/7/01	Tallahassee	W	6-0
3/11/03	Tallahassee	W	11-5
3/12/03	Tallahassee	W	14-0
2/18/05	Tallahassee	W	12-1
2/19/05	Tallahassee	W	11-1
2/20/05	Tallahassee	W	10-7

ST. LEO: 29-4
At Florida State: FSU leads 21-1
At St. Leo: FSU leads 8-3

3/9/69	Dade City, Fla.	L	2-3
4/24/69	Tallahassee	W	6-2
3/13/70	Tallahassee	W	6-1
3/14/70	Tallahassee	W	5-4
4/19/70	Dade City, Fla.	W	8-3
3/5/71	Tallahassee	W	9-8
3/6/71	Tallahassee	W	7-6
3/24/71	Dade City, Fla.	W	14-2
3/23/72	Dade City, Fla.	W	8-7
4/14/72	Tallahassee	W	12-10
4/15/72	Tallahassee	W	15-1
3/27/73	Dade City, Fla.	W	7-4
4/13/73	Tallahassee	W	3-0
4/14/73	Tallahassee	W	11-0
2/26/75	Dade City, Fla.	W	1-0
2/26/75	Dade City, Fla.	W	10-4
3/20/75	Tallahassee	W	4-0
3/20/75	Tallahassee	W	7-2
3/20/76	Tallahassee	W	8-0
3/21/76	Tallahassee	W	7-1
2/26/77	Tallahassee	W	9-2
4/15/77	Tallahassee	W	9-1
4/15/77	Tallahassee	W	9-5
3/11/78	Tallahassee	W	11-6
3/12/78	Tallahassee	W	7-3
4/2/78	Dade City, Fla.	W	8-4
4/2/78	Dade City, Fla.	L	3-4
3/10/79	Tallahassee	W	18-2
3/11/79	Tallahassee	W	5-2
4/1/79	Dade City, Fla.	W	11-5
4/1/79	Dade City, Fla.	L	1-5
2/28/85	Tallahassee	W	16-2
5/6/98	Tallahassee	L	8-11

ST. LOUIS: 1-1
At Florida State: FSU leads 1-0
Neutral: St. Louis leads 1-0

6/9/65	Omaha, Neb. ³	L	3-5
5/14/81	Tallahassee ⁴	W	15-3

ST. THOMAS: 4-0
At Florida State: FSU leads 2-0
At St. Thomas: FSU leads 2-0

2/22/76	Miami, Fla.	W	9-4
2/22/76	Miami, Fla.	W	8-5
3/9/76	Tallahassee	W	10-7
3/10/76	Tallahassee	W	17-6

ST. XAVIER: 2-0
At Florida State: FSU leads 2-0

3/22/82	Tallahassee	W	11-0
3/28/83	Tallahassee	W	7-4

STANFORD: 11-9
At Florida State: FSU leads 6-3
At Stanford: Stanford leads 4-3
Neutral: Tied 2-2

5/23/92	Tallahassee ¹	W	9-4
5/25/96	Palo Alto, Calif. ¹	W	5-4
6/14/99	Omaha, Neb. ³	L	6-10
6/17/99	Omaha, Neb. ³	W	8-6
6/18/99	Omaha, Neb. ³	W	14-11 (13)
2/11/00	Tallahassee	W	11-4
2/12/00	Tallahassee	L	6-8
2/13/00	Tallahassee	W	13-1
2/9/01	Palo Alto, Calif.	L	2-6
2/10/01	Palo Alto, Calif.	L	2-5
2/11/01	Palo Alto, Calif.	L	2-8
2/8/02	Tallahassee	L	3-9
2/9/02	Tallahassee	L	11-15
2/10/02	Tallahassee	W	7-6
2/7/03	Palo Alto, Calif.	L	1-2
2/8/03	Palo Alto, Calif.	W	4-3
2/9/03	Palo Alto, Calif.	W	10-8
6/14/08	Omaha, Neb. ³	L	5-16
6/8/12	Tallahassee ²	W	17-1
6/10/12	Tallahassee ²	W	18-7

STETSON: 66-24
At Florida State: FSU leads 41-11
At Stetson: FSU leads 25-13

4/22/49	DeLand, Fla.	W	10-1
4/23/49	DeLand, Fla.	L	8-9
5/13/49	Tallahassee	L	2-4
5/14/49	Tallahassee	W	4-2
4/14/50	DeLand, Fla.	L	0-5
4/15/50	DeLand, Fla.	W	8-7
5/19/50	Tallahassee	W	15-10
5/20/50	Tallahassee	W	9-4
4/20/51	DeLand, Fla.	L	0-3
4/21/51	DeLand, Fla.	L	2-3
5/18/51	Tallahassee	W	8-2
5/19/51	Tallahassee	L	5-7
4/11/52	DeLand, Fla.	L	2-7
4/12/52	DeLand, Fla.	W	11-10
5/16/52	Tallahassee	W	4-2
4/10/53	DeLand, Fla.	W	14-7
4/11/53	DeLand, Fla.	W	8-2
5/1/53	Tallahassee	L	0-1
5/2/53	Tallahassee	W	9-6
4/12/54	Tallahassee	W	4-3
4/13/54	Tallahassee	L	4-8 (5)
4/24/54	DeLand, Fla.	L	3-7
4/24/54	DeLand, Fla.	L	0-7
4/4/55	Tallahassee	L	7-8
4/5/55	Tallahassee	W	16-2
5/6/55	DeLand, Fla.	W	6-4

5/7/55	DeLand, Fla.	W	14-5
4/20/56	Tallahassee	W	8-1
4/21/56	Tallahassee	W	23-2
3/22/57	DeLand, Fla.	W	15-0
3/23/57	DeLand, Fla.	L	2-3
5/2/58	DeLand, Fla.	W	4-2
5/3/58	DeLand, Fla.	W	9-1
3/23/59	Tallahassee	W	17-0
3/24/59	Tallahassee	W	21-12
3/24/70	DeLand, Fla.	W	1-0
4/30/71	Tallahassee	W	2-0
5/1/71	Tallahassee	W	1-0
3/2/72	DeLand, Fla.	W	6-3
3/3/72	DeLand, Fla.	W	7-1
5/17/73	Tallahassee	L	6-7
5/18/73	Tallahassee	L	4-5
4/17/75	Tallahassee	W	6-2
4/18/75	Tallahassee	W	5-3
3/23/76	Tallahassee	W	8-0
3/23/76	Tallahassee	W	10-4
3/29/76	DeLand, Fla.	L	10-11
3/30/76	DeLand, Fla.	L	5-9
3/26/79	Tallahassee	L	9-14
5/24/84	Tallahassee ¹	L	7-10
5/25/88	Tallahassee ¹	W	10-3
5/29/88	Tallahassee ¹	L	2-7
5/22/92	Tallahassee ¹	W	2-0
5/31/02	Tallahassee ¹	W	11-8
2/22/05	DeLand, Fla.	W	5-4
2/23/05	DeLand, Fla.	W	7-6
5/10/05	Tallahassee	W	9-5
5/11/05	Tallahassee	W	8-4
6/3/07	Tallahassee ¹		17-1
3/25/08	Tallahassee	W	11-2
3/26/08	Tallahassee	W	19-3
4/29/08	DeLand, Fla.	W	13-3
4/30/08	DeLand, Fla.	W	6-3
3/24/10	Tallahassee	W	14-7
5/12/10	DeLand, Fla.	W	6-2
3/23/11	Tallahassee	L	4-6 (11)
5/10/11	DeLand, Fla.	W	13-1
3/20/12	Tallahassee	W	17-8
3/21/12	Tallahassee	W	9-1
5/8/12	DeLand, Fla.	W	9-1
5/9/12	DeLand, Fla.	L	5-6
3/19/13	Tallahassee	W	5-3
3/20/13	Tallahassee	W	14-1
5/7/13	DeLand, Fla.	W	13-5
5/8/13	DeLand, Fla.	W	14-2
4/22/14	Tallahassee	W	4-0
4/23/14	Tallahassee	W	13-3
5/6/14	DeLand, Fla.	W	9-4
4/21/15	Tallahassee	W	6-1
5/5/15	DeLand, Fla.	W	3-1
4/19/16	Tallahassee	W	8-5
4/20/16	Tallahassee	W	8-6
4/19/17	Tallahassee	W	7-3
4/25/17	DeLand, Fla.	W	11-5
4/17/18	Tallahassee	W	4-0
4/18/18	Tallahassee	W	18-10
4/24/18	DeLand, Fla.	L	3-5
4/23/19	Tallahassee	W	9-8
4/24/19	Tallahassee	W	10-4
5/8/19	DeLand, Fla.	L	0-1
4/27/21	Tallahassee	W	9-5

RESULTS BY OPPONENT

STONY BROOK: 1-0

Neutral: FSU leads 1-0

6/17/12	Omaha, Neb. ³	W	12-2
---------	--------------------------	---	------

TAMPA: 25-4-1

At Florida State: FSU leads 19-0

At Tampa: FSU leads 6-4-1

4/29/49	Tallahassee	W	8-7
4/30/49	Tallahassee	W	7-4
4/21/50	Tallahassee	W	7-6
4/22/50	Tallahassee	W	12-3
5/5/50	Tampa	W	10-1
5/6/50	Tampa	L	7-9
4/14/52	Tampa	W	7-4
4/15/52	Tampa	L	0-4
4/18/52	Tallahassee	W	16-11
4/19/52	Tallahassee	W	13-3
4/6/53	Tampa	T	8-8
4/7/53	Tampa	L	1-4
4/30/54	Tallahassee	W	13-1
5/1/54	Tallahassee	W	7-2
4/27/59	Tallahassee	W	19-1
3/6/67	Tampa	W	14-0
5/9/67	Tallahassee (forfeit)	W	1-0
5/10/67	Tallahassee (forfeit)	W	1-0
3/3/73	Tampa	W	6-2
3/4/73	Tampa	W	4-0
4/15/73	Tallahassee	W	10-2
4/16/73	Tallahassee	W	8-4
3/20/74	Tampa	L	5-6
3/21/74	Tampa	W	9-5
4/10/74	Tallahassee	W	7-4
4/11/74	Tallahassee	W	11-1
3/29/75	Tallahassee	W	4-3
3/29/75	Tallahassee	W	10-2
2/16/84	Tallahassee	W	9-5
2/17/84	Tallahassee	W	7-6

TCU: 0-2

Neutral: TCU leads 2-0

6/19/10	Omaha, Neb. ³	L	1-8
6/23/10	Omaha, Neb. ³	L	7-11

TENNESSEE: 7-4

At Florida State: FSU leads 7-3

Neutral: Tennessee leads 1-0

3/14/51	Tallahassee	W	10-9
3/20/54	Tallahassee	W	7-4
3/21/64	Tallahassee	W	15-7
3/18/66	Tallahassee	L	7-8
3/19/66	Tallahassee	W	8-6
3/22/74	Tallahassee	L	4-7
3/23/74	Tallahassee	L	0-2
2/1/98	Orlando, Fla.	L	3-5
2/2/07	Tallahassee	W	9-2
2/3/07	Tallahassee	W	4-0
2/4/07	Tallahassee	W	19-7

TENNESSEE-MARTIN: 2-0

At Florida State: FSU leads 2-0

3/22/79	Tallahassee	W	4-1
3/22/79	Tallahassee	W	10-4

TENNESSEE TECH: 4-1

At Florida State: FSU leads 4-1

3/21/83	Tallahassee	W	4-3
3/22/83	Tallahassee	W	12-2
3/22/84	Tallahassee	W	7-3
6/2/17	Tallahassee ¹	L	1-3
6/4/17	Tallahassee ¹	W	5-3

TEXAS: 3-4

At Florida State: Texas leads 2-0

Neutral: FSU leads 3-2

6/8/65	Omaha, Neb. ³	W	3-2
6/15/70	Omaha, Neb. ³	L	1-5
6/17/70	Omaha, Neb. ³	W	11-2
6/3/87	Omaha, Neb. ³	L	4-6 [10]
6/12/00	Omaha, Neb. ³	W	6-2
6/8/03	Tallahassee ²	L	3-8
6/9/03	Tallahassee ²	L	5-6

TEXAS AGM: 3-3

At Florida State: Tied 2-2

Neutral: Tied 1-1

5/23/86	Tallahassee ¹	W	12-9
2/29/92	Minneapolis, Minn.	L	1-9
6/12/99	Omaha, Neb. ³	W	7-3
6/11/11	Tallahassee ²	L	2-6
6/12/11	Tallahassee ²	W	23-9
6/13/11	Tallahassee ²	L	2-11

TEXAS TECH: 1-4

At Florida State: Tied 1-3

Neutral: Texas Tech leads 1-0

4/5/16	Tallahassee	W	10-1
4/6/16	Tallahassee	L	4-8
6/19/19	Omaha, Neb. ³	L	1-4
2/29/20	Tallahassee	L	5-6 [11]
3/1/20	Tallahassee	L	3-4

TOLEDO: 1-0

At Florida State: FSU leads 1-0

3/9/16	Tallahassee	W	3-2
--------	-------------	---	-----

TROY: 21-3

At Florida State: FSU leads 20-1

At Troy: Troy leads 2-1

4/28/48	Troy, Ala.	L	2-3
5/27/48	Tallahassee	W	6-5
3/2/74	Tallahassee	W	11-2
3/2/74	Tallahassee	W	9-2
3/29/77	Tallahassee	W	8-0
3/30/77	Tallahassee	W	6-2
2/28/79	Tallahassee	W	6-4
2/28/79	Tallahassee	W	12-0
2/27/80	Tallahassee	W	5-3
2/27/80	Tallahassee	W	11-9
4/29/80	Troy, Ala.	L	3-5
4/29/80	Troy, Ala.	W	12-3
5/25/95	Tallahassee ¹	W	18-3
2/12/99	Tallahassee	W	17-3
2/13/99	Tallahassee	W	21-1
2/14/99	Tallahassee	W	10-2
6/1/13	Tallahassee ¹	W	11-0
6/2/13	Tallahassee ¹	W	11-4
2/23/18	Tallahassee	W	7-3
2/24/18	Tallahassee	W	6-5

2/25/18	Tallahassee	W	9-4
4/30/21	Tallahassee	W	3-2
5/1/21	Tallahassee	L	0-3
5/2/21	Tallahassee	W	4-2

TULANE: 40-18

At Florida State: FSU leads 27-7

At Tulane: Tied 10-10

Neutral: FSU leads 3-1

3/27/67	Tallahassee	W	10-6
3/28/67	Tallahassee	W	5-1
4/21/67	New Orleans, La.	W	8-5
4/22/67	New Orleans, La.	W	7-5
3/24/69	New Orleans, La.	W	5-0
3/24/69	New Orleans, La.	L	0-1
5/13/77	Memphis, Tenn. ⁴	W	12-4
5/15/77	Memphis, Tenn. ⁴	L	3-4
5/15/77	Memphis, Tenn. ⁴	W	11-1
3/3/78	Tallahassee	W	6-1
3/3/78	Tallahassee	L	3-8
3/25/78	New Orleans, La.	L	0-4
3/25/78	New Orleans, La.	W	3-0
5/12/78	Tallahassee ⁴	W	3-2
3/14/79	Tallahassee	W	7-3
3/14/79	Tallahassee	W	9-2
5/12/79	Tallahassee ⁴	L	5-10
5/13/79	Tallahassee ⁴	L	2-5
3/24/80	New Orleans, La.	L	2-3
5/10/80	Tallahassee ⁴	W	12-5
4/4/81	New Orleans, La.	W	15-9
4/4/81	New Orleans, La.	L	3-11
4/5/81	New Orleans, La.	L	4-15
5/16/81	Tallahassee ⁴	L	2-6
5/17/81	Tallahassee ⁴	W	22-4
5/17/81	Tallahassee ⁴	W	15-5
4/17/82	Tallahassee	L	6-8
4/17/82	Tallahassee	W	4-3
4/18/82	Tallahassee	W	8-6
5/16/82	Tallahassee ⁴	L	7-11
5/7/83	New Orleans, La.	L	5-6
5/7/83	New Orleans, La.	L	6-8
5/8/83	New Orleans, La.	W	10-6
5/14/83	Tallahassee ⁴	W	4-2
5/15/83	Tallahassee ⁴	W	9-6
4/27/84	Tallahassee	W	17-4
4/29/84	Tallahassee	W	8-4
4/29/84	Tallahassee	L	0-1
5/11/84	Tallahassee ⁴	W	4-2
4/5/85	Tallahassee	W	9-6
4/6/85	Tallahassee	W	4-1
4/6/85	Tallahassee	W	9-4
5/4/85	New Orleans, La.	W	9-3
5/4/85	New Orleans, La.	W	5-2
5/5/85	New Orleans, La.	L	8-9
4/5/86	Tallahassee	W	7-5
4/6/86	Tallahassee	W	4-2
2/21/87	New Orleans, La.	W	9-5
5/27/88	Tallahassee ¹	W	8-6
4/6/90	Tallahassee	W	5-0
4/7/90	Tallahassee	W	9-3
4/8/90	Tallahassee	W	12-11
4/6/90	Hattiesburg, Miss. ⁴	W	4-1
3/2/91	New Orleans, La.	W	3-0
4/28/91	New Orleans, La.	L	10-11
4/28/91	New Orleans, La.	L	1-2
6/1/08	Tallahassee ¹	W	17-8
6/2/08	Tallahassee ¹	W	16-7

UAB: 2-0

At Florida State: FSU leads 2-0

3/17/88	Tallahassee	W	10-4
6/1/12	Tallahassee ¹	W	2-1

UCF: 38-7

At Florida State: FSU leads 26-5

At UCF: FSU leads 9-2

Neutral: FSU leads 1-0

3/7/85	Orlando	W	6-2
3/8/85	Orlando	L	5-6
4/8/85	Tallahassee	W	6-3
4/9/85	Tallahassee	W	12-0
4/10/85	Tallahassee	W	19-6
4/1/86	Tallahassee	W	15-12
4/2/86	Tallahassee	W	8-3
4/26/86	Orlando	W	3-1
3/24/87	Tallahassee	W	12-4
3/25/87	Tallahassee	W	4-3
4/23/87	Orlando	L	5-8
5/1/88	Tallahassee	W	8-1
5/1/88	Tallahassee	W	2-1
5/3/88	Orlando	W	11-3
3/10/93	Daytona Beach, Fla.	W	7-5
5/23/97	Tallahassee ¹	W	16-2
5/27/00	Tallahassee ¹	L	8-9
5/28/00	Tallahassee ¹	W	6-1
5/28/00	Tallahassee ¹	W	8-1
6/1/02	Tallahassee ¹	W	7-3
6/5/04	Tallahassee ¹	W	3-2
6/6/04	Tallahassee ¹	L	5-7
6/6/04	Tallahassee ¹	W	19-3
5/6/11	Tallahassee	W	8-0
5/7/11	Tallahassee	L	10-14
5/8/11	Tallahassee	W	6-1
3/6/12	Orlando	W	7-6
3/7/12	Orlando	W	1-0
5/3/13	Tallahassee	W	4-2
5/4/13	Tallahassee	W	6-1
5/5/13	Tallahassee	W	5-4
3/11/14	Orlando	W	11-10
3/12/14	Orlando	W	18-1
5/13/14	Tallahassee	L	3-8
3/10/15	Tallahassee	W	11-8
3/11/15	Tallahassee	W	15-11
3/22/16	Tallahassee	W	7-2
3/23/16	Tallahassee	W	5-4 [11]
3/7/17	Orlando	W	5-2
3/8/17	Orlando	W	5-0
6/3/17	Tallahassee ¹	W	6-1
3/20/18	Tallahassee	W	6-4
3/21/18	Tallahassee	W	13-3
3/19/19	Tallahassee	L	7-9
3/24/21	Tallahassee	W	6-5 [10]

UCLA: 1-0

Neutral: FSU leads 1-0

6/19/12	Omaha, Neb. ³	W	4-1
---------	--------------------------	---	-----

UC SANTA BARBARA: 1-0

Neutral: FSU leads 1-0

5/24/96	Stanford, Calif. ¹	W	10-1
---------	-------------------------------	---	------

\$ RESULTS BY OPPONENT

UNC-ASHEVILLE: 24-1

At Florida State: FSU leads 24-1

3/15/94	Tallahassee	W	3-0
3/16/94	Tallahassee	W	11-2
2/10/96	Tallahassee	W	4-2
2/11/96	Tallahassee	W	16-8
2/1/97	Tallahassee	W	11-2
2/2/97	Tallahassee	W	8-5
1/29/99	Tallahassee	W	9-2
1/30/99	Tallahassee	W	16-3
1/31/99	Tallahassee	W	11-3
2/27/04	Tallahassee	L	1-2
2/28/04	Tallahassee	W	8-0
2/29/04	Tallahassee	W	4-1
2/17/06	Tallahassee	W	10-0
2/18/06	Tallahassee	W	9-1
2/19/06	Tallahassee	W	8-2
2/9/07	Tallahassee	W	17-8
2/10/07	Tallahassee	W	12-6
2/11/07	Tallahassee	W	15-1
3/4/08	Tallahassee	W	11-4
3/5/08	Tallahassee	W	10-5
4/21/09	Tallahassee	W	9-2
4/22/09	Tallahassee	W	11-10 (11)
3/2/18	Tallahassee	W	9-2
3/3/18	Tallahassee	W	4-3
3/4/18	Tallahassee	W	4-2

UNC-CHARLOTTE: 2-0

At Florida State: FSU leads 2-0

3/16/87	Tallahassee	W	9-1
3/17/87	Tallahassee	W	14-5

UNC-GREENSBORO: 4-0

At Florida State: FSU leads 4-0

3/4/97	Tallahassee	W	11-7
3/5/97	Tallahassee	W	16-0
3/3/98	Tallahassee	W	13-1
3/4/98	Tallahassee	W	13-4

UNC-WILMINGTON: 6-0

At Florida State: FSU leads 6-0

3/5/74	Tallahassee	W	5-4
3/6/74	Tallahassee	W	15-5
3/7/74	Tallahassee	W	10-4
2/27/15	Tallahassee	W	4-3
2/28/15	Tallahassee	W	5-3
3/1/15	Tallahassee	W	9-8

UNION: 5-0

At Florida State: FSU leads 5-0

3/5/70	Tallahassee	W	5-1
3/5/70	Tallahassee	W	6-2
3/3/71	Tallahassee	W	14-0
3/3/71	Tallahassee	W	5-0
3/4/71	Tallahassee	W	7-6

UNLV: 4-8

At UNLV: UNLV leads 8-2

Neutral: FSU leads 2-0

4/3/77	Honolulu, Hawaii	W	4-3
4/7/77	Honolulu, Hawaii	W	4-2
4/20/78	Las Vegas	L	4-16
4/21/78	Las Vegas	L	1-3
4/22/78	Las Vegas	L	6-9
4/23/78	Las Vegas	L	6-13
3/10/83	Las Vegas	W	7-2
3/11/83	Las Vegas	L	5-6
3/12/83	Las Vegas	W	14-11
3/6/84	Las Vegas	L	9-14
3/7/84	Las Vegas	L	1-3
3/8/84	Las Vegas	L	2-6

USC: 2-6

Neutral: USC leads 6-2

6/12/63	Omaha, Neb. ³	L	3-4
6/18/70	Omaha, Neb. ³	L	1-2 (15)
4/3/77	Honolulu, Hawaii	L	5-16
4/6/77	Honolulu, Hawaii	W	3-2
6/6/95	Omaha, Neb. ³	L	11-16
2/24/96	Anaheim, Calif.	L	8-10
6/10/00	Omaha, Neb. ³	L	4-6
6/14/00	Omaha, Neb. ³	W	3-2

USF: 72-16

At Florida State: FSU leads 44-5

At USF: FSU leads 27-11

Neutral: FSU leads 1-0

4/11/69	Tallahassee	W	7-3
4/12/69	Tallahassee	W	5-2
4/17/70	Tampa	W	7-0
4/18/70	Tampa	W	8-0
4/26/71	Tallahassee	W	10-6
4/27/71	Tallahassee	W	4-3
3/21/72	Tampa	L	3-4
3/22/72	Tampa	W	6-2
3/1/73	Tampa	W	11-5
3/2/73	Tampa	L	7-8
4/26/74	Tallahassee	W	2-1
4/27/74	Tallahassee	W	9-8
4/11/76	Tallahassee	W	4-0
4/11/76	Tallahassee	W	6-1
4/23/77	Tampa	W	5-0
4/24/77	Tampa	W	8-6
3/4/78	Tallahassee	W	7-4
3/5/78	Tallahassee	W	2-0
3/31/78	Tampa	W	5-1
4/1/78	Tampa	W	8-3
3/20/79	Tampa	W	6-4
3/21/79	Tampa	W	12-4
4/21/79	Tallahassee	W	3-1
4/22/79	Tallahassee	W	10-1
4/11/80	Tampa	W	12-0
4/12/80	Tampa	W	14-3
4/12/80	Tampa	W	3-1
4/25/80	Tallahassee	W	10-4
4/26/80	Tallahassee	W	17-0
4/26/80	Tallahassee	W	5-4
4/22/81	Tampa	L	0-2
4/22/81	Tampa	W	7-3
4/23/81	Tampa	W	7-6
4/25/81	Tallahassee	W	8-0
4/25/81	Tallahassee	W	8-2
4/26/81	Tallahassee	W	14-5
2/18/83	Tampa	L	10-11

2/19/83	Tampa	L	1-4
2/19/83	Tampa	W	5-2
4/1/83	Tallahassee	W	7-6
4/2/83	Tallahassee	W	9-4
4/3/83	Tallahassee	W	12-2
2/3/84	Miami, Fla.	W	7-6
2/10/84	Tampa	W	4-3
2/11/84	Tampa	W	10-6
2/12/84	Tampa	W	10-8
3/16/84	Tallahassee	W	3-2
3/17/84	Tallahassee	L	6-8
3/18/84	Tallahassee	L	3-6
2/9/85	Tallahassee	W	11-5
2/10/85	Tallahassee	W	8-2
3/9/85	Tampa	W	10-7
3/10/85	Tampa	L	5-6
3/1/86	Tallahassee	W	9-3
3/2/86	Tallahassee	W	8-7
3/4/86	Tampa	W	9-8
3/5/86	Tampa	L	3-6
5/24/86	Tallahassee ¹	W	11-7
3/8/87	Tallahassee	L	4-5
3/8/87	Tallahassee	W	13-4
3/10/87	Tampa	L	2-5
3/12/87	Tampa	W	17-1
3/5/88	Tallahassee	W	6-4
3/6/88	Tallahassee	W	4-2
3/8/88	Tampa	W	4-1
3/9/88	Tampa	L	3-6
2/25/89	Tallahassee	L	0-10
2/26/89	Tallahassee	W	8-7
2/28/89	Tampa	L	5-6
3/1/89	Tampa	L	3-14
5/26/89	Tallahassee ¹	W	8-1
5/27/93	Tallahassee ¹	W	4-2
5/24/97	Tallahassee ¹	W	6-5
3/9/98	Tampa	W	8-4
3/2/99	Tallahassee	W	5-2
3/14/00	Tallahassee	W	18-7
6/2/02	Tallahassee ¹	W	13-6
2/23/13	Tallahassee	W	14-3 (8)
2/24/13	Tallahassee	W	5-2
2/24/13	Tallahassee	W	8-0
3/4/14	Tampa	W	5-1
3/5/14	Tampa	W	4-1
3/3/15	Tallahassee	W	24-1
3/4/15	Tallahassee	W	7-3
3/8/16	Tampa	W	12-4
2/21/17	Tallahassee	L	2-4
2/20/18	Tallahassee	W	5-2
2/18/20	Tallahassee	W	7-3

VALDOSTA STATE: 24-4-1

At Florida State: FSU leads 14-2

At Valdosta State: FSU leads 10-2-1

4/9/63	Tallahassee	W	14-0
3/2/71	Tallahassee	W	13-1
4/14/71	Valdosta, Ga.	W	17-3
4/6/72	Valdosta, Ga.	L	2-14
5/9/72	Tallahassee	W	3-2
3/28/73	Valdosta, Ga.	W	3-2
4/17/73	Tallahassee	W	9-8
3/30/74	Valdosta, Ga.	W	6-3
4/24/74	Tallahassee	L	1-15
3/8/75	Tallahassee	W	9-0
3/9/75	Valdosta, Ga.	W	8-3
3/20/76	Tallahassee	W	9-0
3/28/76	Valdosta, Ga.	W	6-2
3/13/77	Valdosta, Ga.	W	14-5
4/12/77	Tallahassee	W	9-3

4/17/78	Tallahassee	W	10-7
4/30/78	Tallahassee	W	13-5
3/4/79	Valdosta, Ga.	L	0-2
3/6/79	Tallahassee	L	12-14
3/6/79	Tallahassee	W	6-0
4/23/79	Valdosta, Ga.	T	14-14
4/7/80	Valdosta, Ga.	W	15-9
4/30/80	Tallahassee	W	11-4
4/27/81	Tallahassee	W	14-6
5/10/81	Valdosta, Ga.	W	5-3
4/16/82	Tallahassee	W	4-0
4/22/82	Valdosta, Ga.	W	4-1
4/15/88	Valdosta, Ga.	W	20-8
4/6/11	Tallahassee	W	10-2

VALPARAISO: 1-0

At Florida State: FSU leads 1-0

3/9/82	Tallahassee	W	6-0
--------	-------------	---	-----

VANDERBILT: 4-2

At Florida State: FSU leads 4-2

3/25/72	Tallahassee	L	1-11
3/26/72	Tallahassee	W	4-3
3/27/72	Tallahassee	W	19-4
6/11/10	Tallahassee ²	W	9-8
6/12/10	Tallahassee ²	L	2-6
6/13/10	Tallahassee ²	W	7-6

VCU: 2-1

At Florida State: FSU leads 2-1

2/17/17	Tallahassee	L	0-3
2/18/17	Tallahassee	W	12-3
2/19/17	Tallahassee	W	11-3

VILLANOVA: 4-0

At Florida State: FSU leads 4-0

3/1/13	Tallahassee	W	23-5
3/2/13	Tallahassee	W	7-0
3/3/13	Tallahassee	W	2-1
3/2/16	Tallahassee	W	11-10 (14)

VIRGINIA: 59-31

At Florida State: FSU leads 30-10

At Virginia: FSU leads 20-13

Neutral: FSU leads 9-8

4/4/72	Tallahassee	W	8-6
4/5/72	Tallahassee	W	14-7
3/24/92	Charlottesville	W	4-3
3/25/92	Charlottesville	W	13-7
3/16/93	Tallahassee	W	10-5
3/17/93	Tallahassee	W	11-0
3/18/93	Tallahassee	W	8-1
5/17/93	Greenville, S.C. ⁵	W	11-2
5/13/94	Charlottesville	L	0-1
5/14/94	Charlottesville	W	8-6
5/15/94	Charlottesville	W	13-1
3/13/95	Tallahassee	W	12-7
3/14/95	Tallahassee	L	1-2
5/17/95	Greenville, S.C. ⁵	W	6-0
5/10/96	Charlottesville	W	6-0
5/11/96	Charlottesville	L	7-9
5/12/96	Charlottesville	W	6-3
5/16/96	Durham, N.C. ⁵	L	2-3
5/18/96	Durham, N.C. ⁵	W	8-2
5/19/96	Durham, N.C. ⁵	L	1-12
3/7/97	Tallahassee	W	8-2



RESULTS BY OPPONENT

3/9/18	Winston-Salem, N.C.	W	7-3
3/10/18	Winston-Salem, N.C.	L	3-4
3/11/18	Winston-Salem, N.C.	L	1-8
4/26/19	Tallahassee	W	13-2
4/27/19	Tallahassee	W	9-5
4/28/19	Tallahassee	L	12-16
5/21/19	Durham, N.C. ⁵	L	4-7
3/26/21	Tallahassee	W	2-1
3/27/21	Tallahassee	L	7-8
3/28/21	Tallahassee	L	10-12

WASHINGTON STATE: 2-0

Neutral: FSU leads 2-0

4/3/88	Minneapolis, Minn.	W	5-1
3/7/99	Minneapolis, Minn.	W	8-5

WESTERN CAROLINA: 4-1

At Florida State: FSU leads 4-1

5/21/92	Tallahassee ¹	L	0-1
5/24/92	Tallahassee ¹	W	4-3
5/24/92	Tallahassee ¹	W	18-3
2/26/02	Tallahassee	W	13-3
2/27/02	Tallahassee	W	3-0

WESTERN KENTUCKY: 14-1

At Florida State: FSU leads 14-1

3/17/78	Tallahassee	W	13-4
3/17/78	Tallahassee	W	16-3
3/17/79	Tallahassee	W	14-4
5/24/80	Tallahassee ¹	W	19-7
5/25/80	Tallahassee ¹	W	10-5
3/11/85	Tallahassee	W	11-5
3/12/85	Tallahassee	L	6-10
2/2/90	Tallahassee	W	6-3
2/3/90	Tallahassee	W	6-4
2/4/90	Tallahassee	W	6-4
1/29/00	Tallahassee	W	8-1
1/29/00	Tallahassee	W	2-1
1/30/00	Tallahassee	W	6-1
2/3/01	Tallahassee	W	5-4
2/4/01	Tallahassee	W	8-4

WESTERN MICHIGAN: 6-8

At Florida State: Western Michigan leads 8-5

Neutral: FSU leads 1-0

3/31/59	Tallahassee	L	2-3
4/3/59	Tallahassee	W	2-0
4/4/61	Tallahassee	L	2-10
4/5/61	Tallahassee	W	7-6
6/10/63	Omaha, Neb. ³	W	5-2
3/25/71	Tallahassee	L	5-7
3/28/71	Tallahassee	W	7-5
3/28/71	Tallahassee	L	1-5
3/31/72	Tallahassee	W	6-1
4/1/72	Tallahassee	L	4-7
4/1/72	Tallahassee	L	7-8
4/2/72	Tallahassee	W	8-1
3/29/74	Tallahassee	L	3-7
3/29/74	Tallahassee	L	2-4

WEST FLORIDA: 5-0

At Florida State: FSU leads 5-0

4/15/81	Tallahassee	W	6-1
4/15/81	Tallahassee	W	3-2
4/6/82	Tallahassee	W	9-4
2/14/84	Tallahassee	W	7-5
2/15/84	Tallahassee	W	7-1

WEST VIRGINIA: 4-2

At Florida State: Tied 1-1

Neutral: FSU lead 3-1

4/2/56	Tallahassee	L	12-13
4/5/58	Tallahassee	W	14-7
6/1/61	Gastonia, N.C. ¹	W	3-1
6/2/61	Gastonia, N.C. ¹	L	3-4
6/1/62	Gastonia, N.C. ¹	W	6-5
3/6/04	Minneapolis, Minn.	W	11-5

WICHITA STATE: 4-5

At Florida State: FSU leads 2-1

Neutral: Wichita State leads 4-2

6/4/89	Omaha, Neb. ³	W	4-2
6/7/89	Omaha, Neb. ³	L	4-7
6/9/89	Omaha, Neb. ³	L	9-12
2/12/90	Davenport, Fla.	L	7-8
6/3/96	Omaha, Neb. ³	W	8-4
3/5/99	Minneapolis, Minn.	L	1-8
6/6/08	Tallahassee ²	L	7-10
6/7/08	Tallahassee ²	W	14-4
6/8/08	Tallahassee ²	W	11-4

WILLIAM & MARY: 1-0

At Florida State: FSU leads 1-0

3/29/67	Tallahassee	W	5-4
---------	-------------	---	-----

WINGATE: 6-0

At Florida State: FSU leads 6-0

3/11/80	Tallahassee	W	6-0
3/11/80	Tallahassee	W	5-4
3/15/81	Tallahassee	W	15-6
3/17/81	Tallahassee	W	4-2
3/17/81	Tallahassee	W	6-2
3/8/83	Tallahassee	W	6-4

WINTHROP: 4-1

At Florida State: FSU leads 4-1

2/13/93	Tallahassee	W	7-2
2/14/93	Tallahassee	W	8-5
2/21/95	Tallahassee	L	1-2
2/22/95	Tallahassee	W	6-0
3/14/06	Tallahassee	W	10-0

WISCONSIN: 8-1

At Florida State: FSU leads 7-0

Neutral: Tied 1-1

4/8/55	Tallahassee	W	3-2
4/9/55	Tallahassee	W	7-2
3/30/56	Tallahassee	W	5-3
4/4/56	Tallahassee	W	4-3
4/6/56	Fort Walton Beach, Fla.	L	3-10
4/7/56	Fort Walton Beach, Fla.	W	1-0
4/4/58	Tallahassee	W	12-4
4/7/58	Tallahassee	W	7-3
4/10/58	Tallahassee	W	3-1

WRIGHT STATE: 3-1

At Florida State: FSU leads 3-1

3/24/79	Tallahassee	W	12-0
3/24/79	Tallahassee	W	13-6
3/22/80	Tallahassee	W	12-0
3/22/80	Tallahassee	L	2-6

XAVIER: 3-0

At Florida State: FSU leads 3-0

2/16/18	Tallahassee	W	11-1
2/17/18	Tallahassee	W	7-2
2/18/18	Tallahassee	W	5-1

YALE: 2-0

At Florida State: FSU leads 2-0

3/26/57	Tallahassee	W	7-0
3/29/57	Tallahassee	W	11-8

YOUNGSTOWN STATE: 3-0

At Florida State: FSU leads 3-0

2/22/19	Tallahassee	W	4-2
2/23/19	Tallahassee	W	24-2
2/23/19	Tallahassee	W	7-4

Legend:

¹NCAA Regional

²NCAA Super Regional

³College World Series

⁴Metro Conference Tournament

⁵Atlantic Coast Conference Tournament



YEAR-BY-YEAR

1948 9-8			4/5/51 at Rollins	W 9-3	4/1/54 Duke	L 4-8	6/2/56 vs. Duke ¹	L 6-7 (10)
3/29/48 Mississippi College	W 6-0		4/6/51 at Rollins	W 9-2	4/2/54 Duke	L 2-6		
3/30/48 Mississippi College	L 3-13		4/20/51 at Stetson	L 0-3	4/5/54 at Georgia	L 7-8	1957 22-9 (7-2 FL)	
4/9/48 Rollins	L 5-20		4/21/51 at Stetson	L 2-3	4/12/54 Stetson	W 4-3	3/19/57 Auburn	W 8-2
4/10/48 Rollins	L 5-8		4/27/51 at Georgia	W 8-6	4/13/54 Stetson	L 4-8 (5)	3/20/57 Auburn	W 10-5
4/16/48 at Mississippi College	W 6-5		4/28/51 at Georgia	L 0-2	4/15/54 Georgia Southern	W 7-4	3/22/57 at Stetson	W 15-0
4/17/48 at Mississippi College	L 6-7		5/3/51 Florida Southern	W 6-5	4/24/54 at Stetson	L 3-7	3/23/57 at Stetson	L 2-3
4/22/48 at Mercer	W 14-12		5/11/51 at Mississippi College	W 10-4	4/24/54 at Stetson	L 0-7	3/25/57 Michigan State	L 3-8
4/23/48 at Middle Georgia College	W 5-4		5/12/51 at Mississippi College	L 7-8	4/30/54 Tampa	W 13-1	3/26/57 Yale	W 7-0
4/24/48 at Georgia-Savannah	L 4-9		5/18/51 Stetson	W 8-2	5/1/54 Tampa	W 7-2	3/27/57 Duke	W 2-0
4/28/48 at Troy	L 2-3		5/19/51 Stetson	L 5-7	5/7/54 Florida Southern	W 10-1	3/28/57 Michigan State	W 7-4
5/7/48 at Georgia Southern	W 5-2				5/8/54 Florida Southern	W 16-1	3/29/57 Yale	W 11-8
5/8/48 at Georgia Southern	W 12-8		1952 17-4				3/30/57 Duke	L 1-8
5/14/48 Middle Georgia College	W 7-6		3/17/52 Kenyon College	W 21-1			4/2/57 Ithaca	W 7-6
5/15/48 Georgia-Savannah	W 8-3		3/18/52 Kenyon College	W 11-2 (8)			4/3/57 Ithaca	W 21-4
5/21/48 at Rollins	L 5-8		3/21/52 Georgia	L 3-8	1955 17-6 (7-3 FL)		4/5/57 Florida	L 2-13
5/22/48 at Rollins	L 2-8		3/22/52 Georgia	W 8-3	3/11/55 at Florida Southern	W 4-1	4/6/57 Florida	W 4-1
5/27/48 Troy	W 6-5		3/27/52 Amherst	W 4-2	3/12/55 at Florida Southern	W 15-0	4/16/57 Miami	W 15-3
			3/28/52 Loyola-New Orleans	W 1-0	3/18/55 Furman	W 17-3	4/17/57 Miami	W 21-3
			3/29/52 Loyola-New Orleans	W 7-0	3/19/55 Furman	W 6-3	4/19/57 at Georgia Southern	W 13-2
1949 11-8 (9-4 DIXIE)			4/5/52 Miami	W 3-1	3/19/55 LSU	W 5-3	4/20/57 at Georgia Southern	W 8-3
3/30/49 Ole Miss	W 7-3		4/5/52 Miami	W 7-0	3/21/55 Georgia	L 6-7	4/22/57 at Auburn	L 9-10
3/31/49 Ole Miss	W 6-5		4/11/52 at Stetson	L 2-7	3/23/55 Amherst	W 10-1	4/23/57 at Auburn	W 10-4
4/1/49 Mercer	L 3-8		4/12/52 at Stetson	W 11-10	3/24/55 Amherst	L 7-9 (10)	4/26/57 at Florida Southern	W 4-0
4/2/49 Oglethorpe	L 5-7		4/14/52 at Tampa	W 7-4	4/4/55 Stetson	L 7-8	4/27/57 at Florida Southern	W 10-2
4/8/49 at Mississippi College	W 18-13		4/15/52 at Tampa	L 0-4	4/5/55 Stetson	W 16-2	4/30/57 at Miami	W 15-3
4/9/49 at Millsaps	W 10-8		4/18/52 Tampa	W 16-11	4/8/55 Wisconsin	W 3-2	4/30/57 at Miami	L 1-2
4/15/49 Florida Southern	L 3-5		4/19/52 Tampa	W 13-3	4/9/55 Wisconsin	W 7-2	5/2/57 at Rollins	W 5-0
4/16/49 Florida Southern	L 8-10		4/25/52 at Florida Southern	W 9-3	4/12/55 at Rollins	W 7-2 (8)	5/31/57 vs. Georgia Southern ¹	W 5-3
4/18/49 Mississippi College	W 5-4		4/26/52 at Florida Southern	W 5-0	4/13/55 at Rollins	L 3-9	5/31/57 vs. Duke ¹	W 3-2
4/19/49 Mississippi College	W 11-6		4/29/52 Florida Southern	W 22-11	4/15/55 at Miami	W 4-3	6/1/57 vs. Duke ¹	L 6-8
4/22/49 at Stetson	W 10-1		5/9/52 Rollins	W 2-1	4/16/55 at Miami	L 4-5	6/3/57 vs. Duke ¹	W 4-1
4/23/49 at Stetson	L 8-9		5/10/52 Rollins	L 2-9	4/29/55 at Georgia Southern	W 10-3	6/8/57 vs. Penn State ³	L 0-7
4/29/49 Tampa	W 8-7		5/16/52 Stetson	W 4-2	4/30/55 at Georgia Southern	W 12-2	6/9/57 vs. Connecticut ⁵	L 3-5
4/30/49 Tampa	W 7-4				5/2/55 at Georgia	W 14-5		
5/7/49 at Mercer	W 6-1		1953 13-10-1		5/3/55 at Georgia	L 3-17	1958 20-7	
5/13/49 Stetson	L 2-4		3/20/53 Georgia Southern	W 14-6	5/6/55 at Stetson	W 6-4	3/20/58 Auburn	L 3-4
5/14/49 Stetson	W 4-2		3/21/53 Georgia Southern	W 15-4	5/7/55 at Stetson	W 14-5	3/20/58 Auburn	L 7-10
5/20/49 at Florida Southern	L 1-3		3/23/53 Georgia	L 0-3			4/4/58 Wisconsin	W 12-4
5/21/49 at Florida Southern	L 1-3		3/24/53 Jacksonville State	W 8-4	1956 25-7 (7-1 FL)		4/5/58 Notre Dame	W 5-2
			3/27/53 Southeastern Louisiana	L 1-6	3/16/56 Furman	W 6-1	4/5/58 West Virginia	W 14-7
			3/28/53 Southeastern Louisiana	W 5-4	3/17/56 Furman	W 20-0	4/7/58 Wisconsin	W 7-3
1950 13-7 (6-2 DIXIE)			3/30/53 Amherst	W 5-0	3/19/56 Georgia Southern	W 6-5	4/8/58 Notre Dame	W 3-2
3/27/50 Mississippi College	W 11-6		3/31/53 Amherst	W 4-3	3/20/56 Georgia Southern	W 10-5	4/10/58 Wisconsin	W 3-1
3/28/50 Mississippi College	W 13-4		4/3/53 at Rollins	L 0-4	3/23/56 Florida Southern	W 9-2	4/11/58 at Florida	L 7-8
3/31/50 Rollins	L 2-14		4/4/53 at Rollins	L 2-4	3/24/56 Florida Southern	W 8-5	4/12/58 at Florida	L 1-8
4/1/50 Rollins	L 4-6		4/6/53 at Tampa	T 8-8	3/26/56 Indiana	W 11-6	4/18/58 Miami	W 18-0
4/7/50 Florida Southern	L 2-4		4/7/53 at Tampa	L 1-4	3/27/56 Indiana	W 14-10	4/19/58 Miami	L 7-12
4/8/50 Florida Southern	W 10-6		4/10/53 at Stetson	W 14-7	3/29/56 North Carolina	W 3-2	4/25/58 at Auburn	W 5-1
4/10/50 Bradley	W 3-2		4/11/53 at Stetson	W 8-2	3/30/56 Wisconsin	W 5-3	4/26/58 at Auburn	W 4-2
4/11/50 Bradley	L 1-10		4/13/53 Cincinnati	W 14-1	3/31/56 Notre Dame	W 12-5	4/28/58 Florida Southern	W 5-0
4/14/50 at Stetson	L 0-5		4/14/53 Jacksonville NAS	W 4-2	4/2/56 West Virginia	L 12-13	4/29/58 Florida Southern	W 11-1
4/15/50 at Stetson	W 8-6		4/15/53 Jacksonville NAS	L 4-7	4/3/56 Illinois	W 13-10	5/2/58 at Stetson	W 4-2
4/21/50 Tampa	W 7-6		4/24/53 at Georgia Southern	L 2-6	4/4/56 Wisconsin	W 4-3	5/3/58 at Stetson	W 9-1
4/22/50 Tampa	W 12-3		4/25/53 at Georgia Southern	W 15-6	4/5/56 Illinois	W 12-0	5/5/58 at Miami	W 9-2
4/28/50 Mercer	W 3-1		4/28/53 at Georgia	L 6-12	4/6/56 vs. Wisconsin	L 3-10	5/6/58 at Miami	W 6-1
4/29/50 Mercer	W 12-4		5/1/53 Stetson	L 0-1	4/7/56 vs. Wisconsin	W 1-0	5/9/58 Rollins	W 7-1
5/5/50 at Tampa	W 10-1		5/2/53 Stetson	W 9-6	4/9/56 at Florida	L 5-7	5/10/58 Rollins	W 7-6
5/6/50 at Tampa	L 7-9		5/8/53 at Florida Southern	L 2-7	4/16/56 Cincinnati	W 8-2	5/16/58 Georgia Southern	W 15-10
5/12/50 at Mercer	L 6-10		5/9/53 at Florida Southern	W 15-4	4/20/56 Stetson	W 8-1	5/17/58 Georgia Southern	W 17-3
5/13/50 at Mercer	W 11-6				4/21/56 Stetson	W 23-2	6/5/58 vs. George Washington ¹	W 3-1
5/19/50 Stetson	W 15-10		1954 13-8		4/23/56 Georgia	L 0-2	6/7/58 vs. Florida ¹	L 1-2
5/20/50 Stetson	W 9-4		3/12/54 at Jacksonville NAS	L 1-2	4/27/56 Miami	W 13-5	6/7/58 vs. Clemson ¹	L 5-8
			3/13/54 at Jacksonville NAS	W 7-4	4/28/56 Miami	W 2-0		
1951 13-6 (6-1 DIXIE)			3/18/54 Georgia	W 8-7	5/4/56 at Georgia Southern	W 5-3	1959 22-11	
3/14/51 Tennessee	W 10-9		3/20/54 Tennessee	W 7-4	5/7/56 at Georgia	W 9-8	3/13/59 Camp Lejeune	W 14-4
3/21/51 Georgia	W 9-4		3/20/54 Auburn	L 2-7	5/8/56 at Georgia	W 6-2	3/14/59 Camp Lejeune	W 11-3
3/23/51 at Miami	L 2-11		3/23/54 Davidson	W 7-1	5/11/56 Rollins	L 7-9	3/14/59 Camp Lejeune	W 10-8
3/24/51 at Miami	W 13-4		3/24/54 Jacksonville State	W 24-0	5/12/56 Rollins	W 9-0	3/17/59 Auburn	W 8-4
3/26/51 at Florida Southern	W 15-6		3/29/54 Amherst	W 11-3	6/1/56 vs. Duke ¹	W 2-1	3/17/59 Auburn	W 11-3
3/27/51 at Florida Southern	W 13-3		3/30/54 Amherst	W 10-6	6/2/56 vs. Duke ¹	L 2-4	3/18/59 Georgia	L 1-4
4/2/51 Mississippi College	W 22-9							
4/3/51 Mississippi College	W 6-2							

YEAR-BY-YEAR RESULTS

3/19/59	Georgia	W	16-4
3/23/59	Stetson	W	17-0
3/24/59	Stetson	W	21-12
3/26/59	North Carolina	L	9-11
3/27/59	Illinois	W	16-9
3/28/59	Florida	W	8-7
3/30/59	Michigan State	W	5-2
3/30/59	Duke	L	3-6
3/31/59	Western Michigan	L	2-3
4/2/59	Duke	W	5-1
4/3/59	Western Michigan	W	2-0
4/3/59	Michigan	W	11-0
4/4/59	Michigan State	L	2-8
4/10/59	Florida	L	3-6
4/11/59	Florida	L	7-9
4/17/59	at Florida Southern	L	1-2
4/25/59	Georgia Southern	W	7-1
4/27/59	Tampa	W	19-1
5/9/59	at Georgia Southern	L	4-5
5/11/59	at Georgia	W	8-2
5/12/59	at Georgia	W	4-2
5/13/59	at Auburn	W	4-3
5/14/59	at Auburn	W	8-6
6/4/59	vs. George Washington ¹	W	3-2
6/5/59	vs. Clemson ¹	L	2-24
6/5/59	vs. Georgia Tech ¹	W	16-9
6/6/59	vs. Clemson ¹	L	0-5

1960 13-9

3/14/60	at Miami	W	6-3
3/15/60	at Miami	W	10-6
3/18/60	Georgia	W	10-1
3/19/60	Ohio State	L	7-13 (8)
3/21/60	Auburn	L	4-10
3/22/60	Auburn	W	22-8
3/23/60	Auburn	W	11-4
3/26/60	vs. Navy	W	8-4
3/31/60	at Georgia	W	9-2
4/1/60	at Georgia	L	8-11
4/18/60	Mississippi College	W	4-2
4/19/60	Mississippi College	L	2-4
4/20/60	Florida Southern	L	4-11
4/21/60	Florida Southern	L	3-5
4/25/60	Georgia Southern	W	12-5
4/26/60	Georgia Southern	L	9-10
5/6/60	at Auburn	L	3-4 (7)
5/7/60	at Auburn	L	5-6
5/9/60	at Florida	W	8-4
5/10/60	at Florida	W	13-11
5/13/60	Miami	W	16-3
5/14/60	Miami	W	9-5

1961 21-7

3/15/61	Georgia	W	9-8
3/16/61	Georgia	W	11-3
3/20/61	Auburn	W	10-1
3/21/61	Auburn	W	10-9
3/21/61	Auburn	L	5-15
3/24/61	vs. Navy	W	9-8
3/25/61	vs. Navy	L	3-6
3/27/61	Duke	W	10-6
3/28/61	Duke	W	4-0
3/29/61	Duke	W	7-5
3/30/61	Duke	W	8-2
4/1/61	North Carolina	W	10-1
4/3/61	Florida	L	2-3
4/4/61	Florida	W	8-5
4/4/61	Western Michigan	L	2-10
4/5/61	Western Michigan	W	7-6
4/8/61	at Georgia Southern	W	6-4
4/8/61	at Georgia Southern	W	9-1

4/14/61	at Florida Southern	W	5-4
4/15/61	at Florida Southern	W	13-2
4/17/61	at Miami	W	2-0
4/18/61	at Miami	W	14-6
4/21/61	at Georgia	W	5-3
4/22/61	at Georgia	L	9-10
5/8/61	Georgia Southern	W	17-8
6/1/61	vs. West Virginia ¹	W	3-1
6/1/61	vs. Duke ¹	L	2-7
6/2/61	vs. West Virginia ¹	L	3-4

1962 23-14

3/14/62	Georgia	W	13-3
3/15/62	Georgia	W	6-3
3/16/62	Auburn	L	7-12
3/17/62	Auburn	L	2-10
3/19/62	Georgia Tech	W	10-4
3/20/62	Georgia Tech	W	9-8
3/21/62	Georgia Tech	W	7-6
3/23/62	vs. Navy	W	8-2
3/30/62	Clemson	W	14-8
4/2/62	Furman	L	2-7
4/3/62	Furman	W	21-9
4/9/62	at Auburn	L	6-7
4/10/62	at Auburn	L	3-5
4/16/62	Miami	L	4-6
4/17/62	Miami	W	9-8
4/19/62	at Clemson	L	11-14
4/20/62	at Duke	W	3-1
4/21/62	at Duke	L	4-5
4/23/62	vs. East Carolina	L	2-19
4/23/62	at North Carolina	W	9-2
4/24/62	at NC State	W	12-3
4/25/62	at Georgia Southern	W	5-1
5/11/62	Florida Southern	W	9-7
5/12/62	Florida Southern	W	12-11
5/14/62	Georgia Southern	L	2-4
5/15/62	Georgia Southern	W	8-2
5/18/62	at Florida	L	5-9
5/19/62	at Florida	W	6-2
5/31/62	vs. Florida ¹	L	0-1
6/1/62	vs. West Virginia ¹	W	6-5
6/2/62	vs. Florida ¹	W	3-1 (5)
6/4/62	vs. Wake Forest ¹	W	10-8
6/4/62	vs. Wake Forest ¹	W	3-2
6/11/62	vs. Santa Clara ³	W	5-1
6/12/62	vs. Ithaca ³	W	5-4
6/13/62	vs. Michigan ³	L	7-10
6/14/62	vs. Santa Clara ³	L	6-11

1963 26-13

3/16/63	Auburn	W	2-1
3/18/63	Auburn	W	8-3
3/21/63	Clemson	W	10-7
3/22/63	Clemson	L	7-12
3/23/63	Clemson	W	12-3
3/23/63	Navy	L	7-8
3/25/63	at Auburn	W	5-1
3/26/63	at Auburn	W	9-7
3/30/63	at Florida Southern	W	6-0
4/1/63	at Miami	W	2-1
4/2/63	at Miami	L	1-4
4/5/63	Furman	W	13-3
4/6/63	Furman	W	9-2
4/9/63	Valdosta State	W	14-0
4/20/63	at Georgia Southern	W	10-8
4/22/63	at North Carolina	W	5-2
4/23/63	at Wake Forest	L	5-7
4/24/63	at NC State	L	7-8 (11)
4/25/63	at Duke	W	6-0
4/26/63	at East Carolina	W	6-1

4/27/63	at Camp Lejeune	L	5-6
5/3/63	at Florida	L	1-3
5/4/63	at Florida	L	3-6
5/13/63	Georgia Southern	W	10-6
5/14/63	Georgia Southern	W	7-0
5/16/63	at Georgia Tech	W	10-5
5/16/63	at Georgia Tech	L	4-5
5/17/63	at Georgia	W	9-6
5/18/63	at Georgia	W	4-3
5/24/63	Florida	W	6-2
5/25/63	Florida	W	5-1
5/25/63	Florida	L	1-3
5/30/63	vs. Auburn ¹	W	4-3
5/30/63	vs. Wake Forest ¹	W	12-4
6/1/63	vs. Wake Forest ¹	L	5-6
6/1/63	vs. Wake Forest ¹	W	11-5
6/10/63	vs. Western Michigan ³	W	5-2
6/11/63	vs. Arizona ³	L	3-4 (11)
6/12/63	vs. USC ³	L	3-4

1964 23-13

3/16/64	Florida Southern	W	5-2
3/17/64	Florida Southern	L	4-8
3/19/64	Clemson	W	8-5
3/20/64	Clemson	L	5-8
3/21/64	Clemson	W	12-6
3/21/64	Tennessee	W	15-7
3/23/64	Georgia Tech	W	5-0
3/24/64	Georgia Tech	W	3-2
3/25/64	Louisiana Monroe	W	7-4
3/26/64	North Carolina	W	9-0
3/27/64	Mississippi State	W	7-1
3/28/64	Amherst	W	5-0
3/28/64	Duke	W	10-4
3/30/64	North Carolina	W	17-3
3/31/64	Wake Forest	L	4-6
4/1/64	Michigan State	W	10-5
4/2/64	Michigan State	W	7-6
4/3/64	Wake Forest	L	4-7
4/4/64	Wake Forest	W	9-2
4/20/64	at Auburn	L	3-5
4/21/64	at Georgia Tech	W	14-1
4/22/64	at Georgia	L	5-6
4/23/64	at Georgia	W	18-11
4/24/64	at Georgia Southern	L	6-8
4/25/64	at Georgia Southern	W	6-1
5/4/64	Auburn	L	2-4
5/5/64	Auburn	L	5-19
5/11/64	Georgia Southern	W	9-7
5/12/64	Georgia Southern	L	6-9
5/16/64	Jacksonville	W	7-4
5/16/64	Jacksonville	W	3-2
5/22/64	Florida	L	2-6
5/23/64	Florida	W	4-3
5/29/64	at Florida	L	1-2
5/30/64	at Florida	L	1-2
5/30/64	at Florida	W	5-4

1965 32-11-1

3/12/65	at Miami	W	7-4
3/13/65	at Miami	W	9-4
3/13/65	at Miami	T	9-9
3/15/65	at Florida Southern	W	4-3
3/18/65	Kentucky	W	2-0
3/26/65	vs. Navy	L	0-1
3/26/65	vs. Navy	L	0-1
3/29/65	Michigan State	W	11-8
3/30/65	Duke	W	11-1
3/31/65	Wake Forest	W	8-1
4/1/65	Wake Forest	W	5-3
4/2/65	Michigan State	L	2-4

4/3/65	Duke	W	9-4
4/3/65	Wake Forest	W	11-4
4/5/65	Auburn	W	6-1
4/6/65	Auburn	W	12-0
4/9/65	at Georgia Southern	W	4-2
4/10/65	at Georgia Southern	W	6-3
4/22/65	at Duke	W	11-2
4/23/65	at NC State	L	2-7
4/24/65	at North Carolina	L	1-12
4/26/65	at Clemson	L	8-9
4/27/65	at Clemson	W	13-11
4/27/65	at Clemson	W	16-3
4/30/65	at Pensacola NAS	W	10-1
5/1/65	at Pensacola NAS	W	12-3 (7)
5/7/65	Loyola-New Orleans	W	7-6
5/8/65	Loyola-New Orleans	W	18-14
5/10/65	Georgia Southern	W	10-4
5/11/65	Georgia Southern	W	6-2
5/13/65	Jacksonville	W	8-2
5/21/65	at Florida	L	6-8
5/22/65	at Florida	W	3-2
5/24/65	Pensacola NAS	W	10-2
5/27/65	vs. Mississippi State ¹	L	3-6
5/27/65	vs. Maryland ¹	W	7-3
5/28/65	vs. Mississippi State ¹	W	6-2
5/29/65	vs. Furman ¹	W	2-1
5/29/65	vs. Furman ¹	W	7-5
6/2/65	Florida	W	5-4
6/3/65	Florida	L	10-11
6/7/65	vs. Ohio State ³	L	1-2
6/8/65	vs. Texas ³	W	3-2
6/9/65	vs. St. Louis ³	L	3-5

1966 39-13

3/14/66	Kentucky	W	9-4
3/15/66	Kentucky	W	19-3
3/16/66	Kentucky	W	7-0
3/17/66	Kentucky	W	20-1
3/18/66	Tennessee	L	7-8
3/19/66	Tennessee	W	8-6
3/21/66	Mississippi State	W	24-2
3/22/66	Auburn	W	6-3
3/23/66	Ole Miss	W	9-8
3/24/66	Ole Miss	W	9-4
3/25/66	Ole Miss	W	11-10
3/26/66	Ole Miss	W	5-3
3/28/66	Michigan State	W	5-0
3/29/66	Michigan State	L	6-7
3/30/66	Wake Forest	W	14-12
3/30/66	Michigan State	W	5-4
3/31/66	Rutgers	W	18-10
4/1/66	vs. Wake Forest	L	3-4
4/1/66	at Auburn	L	2-7
4/2/66	at Auburn	L	2-6
4/4/66	Spring Hill	W	18-3
4/5/66	Spring Hill	W	13-0
4/7/66	North Carolina	W	15-7
4/8/66	North Carolina	L	4-6
4/8/66	Miami	L	1-6
4/9/66	North Carolina	W	4-1
4/9/66	Miami	W	10-2
4/13/66	Furman	W	15-2
4/23/66	at LSU	L	2-3
4/23/66	at LSU	L	0-1
4/24/66	at Loyola-New Orleans	W	3-0
4/25/66	at Loyola-New Orleans	W	5-0
4/26/66	at Spring Hill	W	3-2
4/27/66	at Spring Hill	W	14-2
4/29/66	at Georgia Southern	W	9-4
4/30/66	at Georgia Southern	W	9-1
5/6/66	at Florida	W	16-4



YEAR-BY-YEAR RESULTS

5/7/66	at Florida	L	0-1
5/9/66	Georgia Southern	W	10-0
5/10/66	Georgia Southern	W	10-9
5/13/66	at Jacksonville	W	15-5
5/19/66	Jacksonville	W	3-1
5/20/66	Florida	W	1-0
5/21/66	Florida	W	4-0
5/23/66	Clemson	W	11-5
5/24/66	Clemson	W	4-3
5/25/66	Clemson	L	3-4
6/2/66	vs. Mississippi State ¹	L	3-4
6/3/66	vs. East Carolina ¹	W	6-3
6/3/66	vs. Mississippi State ¹	W	7-0
6/4/66	vs. North Carolina ¹	W	6-5
6/4/66	vs. North Carolina ¹	L	4-6

1967 32-14

3/3/67	at Miami	W	9-4
3/4/67	at Miami	W	6-5
3/6/67	at Tampa	W	14-0
3/20/67	Auburn	L	7-12
3/20/67	Georgia	L	1-2
3/21/67	Springfield College	W	3-1
3/21/67	Auburn	W	1-0
3/22/67	Springfield College	W	6-5
3/22/67	Virginia Tech	W	7-2
3/23/67	Alabama	L	3-4
3/24/67	Penn State	W	9-3
3/25/67	Alabama	W	1-0
3/27/67	Tulane	W	10-6
3/28/67	Penn State	L	6-7
3/28/67	Tulane	W	5-1
3/29/67	William & Mary	W	5-4
3/30/67	Wake Forest	W	5-1
3/30/67	North Carolina	W	5-1
3/31/67	North Carolina	L	1-3
3/31/67	Wake Forest	W	3-2
4/1/67	Wake Forest	L	0-1
4/1/67	North Carolina	W	2-1
4/5/67	Parsons	L	0-10
4/6/67	Parsons	L	4-16
4/7/67	at Auburn	L	2-5
4/8/67	at Auburn	W	9-3
4/21/67	at Tulane	W	8-5
4/22/67	at Tulane	W	7-5
4/23/67	at Loyola-New Orleans	W	5-1
4/24/67	at Loyola-New Orleans	W	5-1
4/28/67	at Georgia Southern	W	7-1
4/29/67	at Georgia Southern	W	5-2
5/5/67	Georgia Southern	W	2-0
5/6/67	Georgia Southern	W	7-0
5/9/67	Tampa <i>(forfeit)</i>	W	1-0
5/10/67	Tampa <i>(forfeit)</i>	W	1-0
5/11/67	Jacksonville	W	7-0
5/16/67	at Jacksonville	W	8-1
5/19/67	Florida	W	7-5
5/20/67	Florida	L	2-5
5/26/67	at Florida	W	6-3
5/27/67	at Florida	L	1-2
5/27/67	at Florida	L	1-3
6/2/67	vs. Clemson ¹	W	5-3
6/3/67	vs. Auburn ¹	L	3-13
6/3/67	vs. Clemson ¹	L	4-6

1968 35-6

3/8/68	Valdosta Red Sox	W	7-0
3/9/68	Valdosta Red Sox	W	23-3
3/19/68	Georgia	W	2-0
3/20/68	Georgia	L	2-3
3/23/68	Penn State	W	10-5
3/25/68	Springfield College	W	10-9

3/26/68	Penn State	W	7-2
3/27/68	Springfield College	W	18-0
3/27/68	Wake Forest	W	3-0
3/28/68	Wake Forest	W	7-4
3/29/68	Southern Illinois	W	6-0
3/30/68	Southern Illinois	W	8-4
4/1/68	Southern Illinois	W	5-3
4/8/68	Kentucky Wesleyan	W	15-1
4/9/68	Kentucky Wesleyan	W	15-5
4/13/68	Valdosta Red Sox	W	18-3
4/13/68	Valdosta Red Sox	W	3-1
4/19/68	Miami	W	4-1
4/20/68	Miami	W	7-6
4/22/68	Auburn	W	2-1
4/23/68	Auburn	W	7-3
4/26/68	Loyola-New Orleans	W	5-1
4/27/68	Loyola-New Orleans	W	4-1
5/3/68	at Georgia Southern	W	12-6
5/4/68	at Georgia Southern	W	4-1
5/7/68	at Florida	L	2-3
5/8/68	at Florida	L	2-3
5/10/68	Georgia Southern	W	10-2
5/11/68	Georgia Southern	W	9-4
5/13/68	at Auburn	W	3-2
5/14/68	at Auburn	L	1-18
5/15/68	Jacksonville	W	4-0
5/16/68	Jacksonville	W	9-4
5/24/68	Florida	W	1-0
5/25/68	Florida	W	5-0
5/25/68	Florida	W	5-0
5/30/68	vs. East Carolina ¹	L	1-2
5/31/68	vs. Alabama ¹	W	6-1
6/1/68	vs. East Carolina ¹	W	3-2
6/1/68	vs. NC State ¹	W	15-12
6/3/68	vs. NC State ¹	L	1-4

1969 38-13-1

3/6/69	at Florida Southern	T	5-5 (7)
3/7/69	at Miami	W	6-2
3/8/69	at Miami	W	5-0
3/9/69	at St. Leo	L	2-3
3/14/69	Auburn	L	0-1
3/15/69	Auburn	W	6-1
3/21/69	at Loyola-New Orleans	L	3-5
3/22/69	at Loyola-New Orleans	W	2-0
3/24/69	at Tulane	W	5-0
3/24/69	at Tulane	L	0-1
3/25/69	Penn State	W	4-3
3/26/69	Penn State	W	8-1
3/27/69	Penn State	W	6-0
3/28/69	Penn State	W	8-4
3/28/69	Southern Illinois	L	0-1
3/29/69	Southern Illinois	W	3-1
3/29/69	Southern Illinois	W	5-4
4/2/69	Belmont Abbey	W	10-9
4/2/69	Wake Forest	W	9-4
4/3/69	Wake Forest	W	16-6
4/3/69	Belmont Abbey	W	8-4
4/4/69	Wake Forest	W	16-14
4/4/69	South Carolina	W	4-3
4/5/69	Wake Forest	W	10-1
4/7/69	Furman	W	8-2
4/8/69	Furman	W	7-2
4/9/69	Kentucky Wesleyan	W	18-1
4/10/69	Kentucky Wesleyan	W	17-0
4/11/69	USF	W	7-3
4/12/69	USF	W	5-2
4/19/69	at Clemson	W	6-2
4/19/69	at Clemson	W	3-1
4/21/69	at Georgia	W	5-0
4/22/69	at Georgia	W	12-3

4/24/69	St. Leo	W	6-2
4/28/69	Florida	W	3-1
4/29/69	Florida	L	4-9
4/30/69	Georgia Southern	L	2-3
5/1/69	Georgia Southern	W	9-5
5/3/69	Georgia Tech	W	2-1
5/3/69	Georgia Tech	L	5-8
5/7/69	at Jacksonville	W	7-5
5/8/69	at Jacksonville	L	2-4
5/9/69	at Georgia Southern	W	8-1
5/10/69	at Georgia Southern	L	3-4
5/17/69	South Alabama	W	5-4
5/17/69	South Alabama	W	4-0
5/19/69	at Auburn	L	4-7
5/20/69	at Auburn	W	6-3
5/23/69	at Florida	L	0-8
5/24/69	at Florida	L	1-3
5/24/69	at Florida	W	3-1

1970 49-9-1

3/5/70	Union	W	5-1
3/5/70	Union	W	6-2
3/13/70	St. Leo	W	6-1
3/14/70	St. Leo	W	5-4
3/20/70	at Florida Southern	W	1-0
3/21/70	at Miami	W	10-1
3/22/70	vs. Michigan State	L	5-6
3/22/70	at Miami	W	8-3
3/24/70	at Stetson	W	1-0
3/25/70	Bowling Green State	W	17-8
3/25/70	New York	W	6-1
3/26/70	Rider	W	8-1
3/27/70	New York	W	4-2
3/27/70	Southern Illinois	W	6-1
3/30/70	North Carolina	W	15-6
3/30/70	North Carolina	W	5-4
3/31/70	North Carolina	W	3-2
4/1/70	Illinois	W	5-4
4/2/70	Maryland	W	6-2
4/2/70	Holy Cross	W	11-4
4/3/70	Illinois	W	10-0
4/4/70	Holy Cross	W	3-0
4/4/70	Maryland	W	4-3
4/6/70	Auburn	W	10-4
4/7/70	Auburn	L	3-5
4/10/70	at South Alabama	W	8-4
4/11/70	at South Alabama	W	4-0
4/11/70	at South Alabama	W	11-0
4/17/70	at USF	W	7-0
4/18/70	at USF	W	8-0
4/19/70	at St. Leo	W	8-3
4/23/70	Florida Southern	W	7-6
4/24/70	South Alabama	W	9-0
4/25/70	South Alabama	L	3-5
4/25/70	South Alabama	T	2-2
5/1/70	Georgia Southern	W	12-5
5/2/70	Georgia Southern	W	8-4
5/4/70	Jacksonville	W	4-1
5/5/70	Jacksonville	W	9-2
5/8/70	Miami	W	11-4
5/9/70	Miami	W	6-2
5/12/70	at Florida	L	1-3
5/13/70	at Florida	L	4-5
5/15/70	at Georgia Southern	W	8-3
5/16/70	at Georgia Southern	L	1-2
5/18/70	at Auburn	W	5-0
5/19/70	at Auburn	W	7-6
5/22/70	Florida	L	3-4
5/23/70	Florida	W	1-0
5/23/70	Florida	W	9-4
5/28/70	vs. East Carolina ¹	W	2-0

5/29/70	vs. Maryland ¹	W	10-1
5/30/70	vs. Mississippi State ¹	W	5-4
6/13/70	vs. Arizona ³	W	4-0
6/14/70	vs. Dartmouth ³	W	6-0
6/15/70	vs. Texas ³	L	1-5
6/16/70	vs. Ohio ³	W	2-0
6/17/70	vs. Texas ³	W	11-2
6/18/70	vs. USC ³	L	1-2 (15)

1971 41-17

3/2/71	Valdosta State	W	13-1
3/3/71	Union	W	5-0
3/3/71	Union	W	14-0
3/4/71	Union	W	7-6
3/5/71	St. Leo	W	9-8
3/6/71	St. Leo	W	7-6
3/11/71	Lafayette	W	3-0
3/12/71	Lafayette	W	1-0
3/13/71	Lafayette	W	2-1
3/20/71	at Miami	W	5-4
3/21/71	at Miami	L	4-5
3/22/71	vs. Ohio State	L	1-9
3/23/71	vs. Michigan State	W	9-5
3/24/71	at St. Leo	W	14-2
3/25/71	Western Michigan	L	5-7
3/26/71	Florida A&M	W	2-1
3/27/71	Florida A&M	W	21-1
3/28/71	Western Michigan	W	7-5
3/28/71	Western Michigan	L	1-5
3/28/71	Florida A&M	W	7-1
3/31/71	Brown	L	0-2
4/1/71	Brown	W	5-1
4/1/71	Brown	W	3-1
4/2/71	Brown	W	12-1
4/3/71	Brown	W	4-1
4/3/71	Brown	W	6-1
4/6/71	at Jacksonville	L	4-13
4/7/71	at Jacksonville	W	8-6
4/8/71	Northern Illinois	W	7-1
4/9/71	Miami	W	7-5
4/10/71	Miami	L	4-7
4/12/71	Auburn	W	13-8
4/13/71	Auburn	L	8-11
4/14/71	at Valdosta State	W	17-3
4/17/71	at Clemson	L	0-11
4/17/71	at Clemson	L	7-12
4/18/71	at Clemson	L	2-3
4/19/71	at Georgia	W	6-0
4/19/71	at Georgia	L	2-4
4/24/71	South Alabama	W	9-7
4/24/71	South Alabama	L	4-5
4/25/71	South Alabama	W	9-4
4/26/71	USF	W	10-6
4/27/71	USF	W	4-3
4/30/71	Stetson	W	2-0
5/1/71	Stetson	W	1-0
5/1/71	Georgia Southern	L	1-2
5/2/71	Georgia Southern	W	6-1
5/9/71	at South Alabama	W	7-3
5/9/71	at South Alabama	L	2-3
5/14/71	at Georgia Southern	W	1-0
5/17/71	at Auburn	W	9-4
5/18/71	at Auburn	W	6-5
5/21/71	at Florida	W	7-2
5/22/71	at Florida	W	2-0
5/22/71	at Florida	L	3-4
5/28/71	Florida	L	1-4
5/29/71	Florida	W	7-0



YEAR-BY-YEAR RESULTS

1972 45-23			
3/2/72	at Stetson	W	6-3
3/3/72	at Stetson	W	7-1
3/4/72	at Rollins	W	2-0
3/5/72	at Rollins	W	11-6
3/6/72	St. Joseph's	W	14-1
3/7/72	St. Joseph's	W	12-6
3/8/72	St. Joseph's	W	8-1
3/10/72	Clemson	W	11-7
3/11/72	Clemson	W	6-3
3/12/72	Clemson	W	20-3
3/18/72	at Florida Southern	W	11-4
3/20/72	at Miami	W	7-4
3/21/72	at USF	L	3-4
3/22/72	at USF	W	6-2
3/23/72	at St. Leo	W	8-7
3/24/72	Auburn	L	3-9
3/25/72	Auburn	W	16-13
3/25/72	Vanderbilt	L	1-11
3/26/72	Vanderbilt	W	4-3
3/27/72	Vanderbilt	W	19-4
3/31/72	Western Michigan	W	6-1
3/31/72	Florida Southern	L	2-4
4/1/72	Western Michigan	L	7-8
4/1/72	Western Michigan	L	4-7
4/2/72	Western Michigan	W	8-1
4/4/72	Virginia	W	8-6
4/5/72	Virginia	W	14-7
4/6/72	at Valdosta State	L	2-14
4/7/72	at Jacksonville	L	4-7
4/8/72	at Jacksonville	L	3-4
4/9/72	at Georgia Southern	W	7-3
4/10/72	at Georgia Southern	L	6-7
4/13/72	Florida A&M	W	12-10
4/14/72	St. Leo	W	12-10
4/15/72	St. Leo	W	15-1
4/19/72	Florida A&M	W	9-2
4/22/72	South Alabama	L	2-9
4/22/72	South Alabama	L	2-5
4/23/72	South Alabama	L	4-6
4/26/72	Chicago State	W	10-5
4/27/72	Chicago State	W	12-0
4/27/72	Chicago State	W	11-2
4/29/72	Georgia Tech	W	4-2
4/30/72	Georgia Tech	W	8-3
5/2/72	at Florida A&M	W	12-4
5/3/72	at Florida A&M	W	13-7
5/4/72	Jacksonville	L	1-3
5/5/72	Jacksonville	W	6-5
5/6/72	Georgia Southern	L	3-4
5/6/72	Georgia Southern	W	5-2
5/7/72	Georgia Southern	W	12-10
5/9/72	Valdosta State	W	3-2
5/10/72	Miami	L	4-5
5/10/72	Miami	L	3-4
5/11/72	Miami	W	4-3
5/13/72	at South Alabama	W	6-4
5/13/72	at South Alabama	W	3-1
5/14/72	at South Alabama	L	0-10
5/15/72	at Auburn	L	3-9
5/16/72	at Auburn	W	7-4
5/19/72	at Florida	L	1-3
5/20/72	at Florida	L	1-3
5/26/72	Florida	W	8-1
5/27/72	Florida	W	4-2
5/27/72	Florida	W	9-4
6/1/72	vs. South Alabama ¹	L	5-6
6/2/72	vs. Richmond ¹	W	10-5
6/3/72	vs. Ole Miss ¹	L	3-8

1973 38-21			
2/16/73	at Miami	L	1-5
2/17/73	at Florida International	W	7-4
3/1/73	at USF	W	11-5
3/2/73	at USF	L	7-8
3/3/73	at Tampa	W	6-2
3/4/73	at Tampa	W	4-0
3/10/73	St. Joseph's	W	9-0
3/11/73	St. Joseph's	W	9-4
3/14/73	Jacksonville State	W	13-5
3/15/73	Marietta	L	5-7
3/24/73	at Miami	W	7-6
3/25/73	at Miami	W	8-2
3/26/73	at Florida Southern	L	2-3
3/27/73	at St. Leo	W	7-4
3/28/73	at Valdosta State	W	3-2
4/1/73	Fairleigh Dickinson	W	5-0
4/1/73	Fairleigh Dickinson	W	2-1
4/5/73	Rollins	W	12-0
4/6/73	Rollins	W	5-0
4/8/73	South Alabama	L	3-11
4/8/73	South Alabama	W	4-3
4/9/73	Auburn	L	2-4
4/10/73	Auburn	L	2-4
4/11/73	Cumberland	W	3-0
4/12/73	Cumberland	W	9-0
4/13/73	St. Leo	W	3-0
4/14/73	St. Leo	W	11-0
4/15/73	Tampa	W	10-2
4/16/73	Tampa	W	8-4
4/17/73	Valdosta State	W	9-8
4/18/73	Miami	L	1-10
4/20/73	Miami	W	4-1
4/21/73	at Georgia Southern	L	0-7
4/21/73	at Georgia Southern	W	13-8
4/22/73	at Georgia Southern	L	3-7
4/23/73	at Florida A&M	W	14-6
4/26/73	at Clemson	L	1-2
4/26/73	at Clemson	W	2-1
4/27/73	at Clemson	W	9-1
4/28/73	at Georgia Tech	L	0-1
4/29/73	at Georgia Tech	L	2-3
4/30/73	Jacksonville	L	6-12
4/30/73	Jacksonville	W	7-4
5/1/73	Jacksonville	W	6-5
5/5/73	Georgia Southern	L	4-5
5/6/73	Georgia Southern	W	4-1
5/7/73	Florida A&M	W	8-1
5/12/73	at South Alabama	L	5-8
5/12/73	at South Alabama	L	3-4
5/13/73	at South Alabama	L	2-3
5/14/73	at Auburn	W	4-2
5/15/73	at Auburn	W	8-4
5/17/73	Stetson	L	6-7
5/18/73	Stetson	L	4-5
5/19/73	Florida	W	3-0
5/20/73	Florida	W	9-5
5/25/73	at Florida	W	8-7
5/26/73	at Florida	L	0-4
5/26/73	at Florida	W	8-0
1974 37-25-1			
2/27/74	at Jacksonville	L	0-2
2/27/74	at Jacksonville	W	5-4
2/28/74	at Jacksonville	W	3-2
3/2/74	Troy	W	11-2
3/2/74	Troy	W	9-2
3/5/74	UNC-Wilmington	W	5-4
3/6/74	UNC-Wilmington	W	15-5
3/7/74	UNC-Wilmington	W	10-4
3/8/74	Clemson	W	6-3

3/9/74	Clemson	L	5-7
3/10/74	Clemson	W	5-3
3/16/74	at Miami	L	2-3
3/17/74	at Miami	L	3-4
3/18/74	at Florida International	W	5-2
3/19/74	at Florida Southern	W	9-7
3/20/74	at Tampa	L	5-6
3/21/74	at Tampa	W	9-5
3/22/74	Tennessee	L	4-7
3/23/74	Tennessee	L	0-2
3/24/74	Ohio	L	3-6
3/26/74	South Carolina	L	1-4
3/26/74	South Carolina	L	0-1
3/27/74	Rider	W	6-1
3/29/74	Western Michigan	L	3-7
3/29/74	Western Michigan	L	2-4
3/30/74	at Valdosta State	W	6-3
4/2/74	Columbus State	W	3-0
4/5/74	Niagara	W	4-2
4/6/74	Lewis	L	11-12
4/7/74	Lewis	L	0-4
4/7/74	Lewis	L	5-7
4/9/74	Mercer-Atlanta	W	3-1
4/9/74	Mercer-Atlanta	W	14-2
4/10/74	Tampa	W	7-4
4/11/74	Tampa	W	11-1
4/12/74	Mercer	W	5-0
4/13/74	Mercer	W	13-11
4/15/74	Florida International	W	2-0
4/15/74	Florida International	L	4-5
4/18/74	Miami	W	2-1
4/18/74	Miami	W	7-4
4/19/74	Miami	L	3-17
4/20/74	at Georgia Southern	L	3-13
4/21/74	at Georgia Southern	W	4-2
4/22/74	Florida Southern	L	2-4
4/24/74	Valdosta State	L	1-15
4/26/74	USF	W	2-1
4/27/74	USF	W	9-8
4/29/74	Auburn	W	11-1
4/30/74	Auburn	L	3-6
5/4/74	Georgia Southern	W	7-6
5/5/74	Georgia Southern	W	6-1
5/5/74	Georgia Southern	W	3-2
5/12/74	at Columbus State	W	7-2
5/13/74	at Auburn	L	4-5
5/14/74	at Auburn	L	1-7
5/15/74	Jacksonville	W	9-2
5/16/74	Jacksonville	W	8-6
5/17/74	Florida	T	0-0
5/18/74	Florida	L	2-6
5/19/74	Florida	W	4-3
5/19/74	at Florida	L	4-5
5/20/74	at Florida	W	4-3

1975 49-10			
2/26/75	at St. Leo	W	1-0
2/26/75	at St. Leo	W	10-4
3/1/75	Florida	W	14-0
3/2/75	Florida	W	6-4
3/6/75	Jacksonville	W	6-4
3/6/75	Jacksonville	W	12-3
3/7/75	Jacksonville	W	8-0
3/8/75	Valdosta State	W	9-0
3/9/75	at Valdosta State	W	8-3
3/12/75	Mercer	W	4-0
3/13/75	Mercer	W	5-0
3/15/75	Florida International	W	7-5
3/20/75	St. Leo	W	4-0
3/20/75	St. Leo	W	7-2
3/22/75	at Florida International	W	12-4

3/23/75	vs. Michigan State	L	3-4
3/24/75	vs. Army	W	7-4
3/24/75	vs. Michigan State	W	11-3
3/25/75	at Miami	W	3-0
3/26/75	at Miami	L	0-2
3/26/75	at Miami	W	10-7
3/28/75	Niagara	W	16-1
3/29/75	Tampa	W	4-3
3/29/75	Tampa	W	10-2
3/31/75	Niagara	W	7-2
3/31/75	Niagara	W	10-4
4/2/75	Columbus State	W	10-2
4/4/75	Miami	W	8-0
4/5/75	Miami	W	5-2
4/8/75	South Alabama	W	4-2
4/8/75	South Alabama	L	4-8
4/9/75	South Alabama	W	5-4
4/12/75	Georgia Tech	W	11-0
4/13/75	Georgia Tech	W	9-3
4/15/75	Auburn	W	3-1
4/16/75	Auburn	W	4-0
4/17/75	Stetson	W	6-2
4/18/75	Stetson	W	5-3
4/22/75	at Jacksonville	W	4-0
4/23/75	at Jacksonville	L	1-2
4/25/75	at Mercer	L	2-5
4/26/75	at Mercer	W	5-0
4/29/75	at Florida	W	9-5
4/29/75	at Florida	L	5-8
4/30/75	at Florida	W	8-7
5/2/75	Georgia Southern	W	8-2
5/3/75	Georgia Southern	W	6-0
5/4/75	at Georgia Southern	W	10-5
5/4/75	at Georgia Southern	W	6-3
5/5/75	at Georgia Southern	L	7-8
5/7/75	at South Alabama	W	7-1
5/11/75	at Columbus State	W	6-4
5/12/75	at Auburn	W	4-1
5/12/75	at Auburn	L	3-4
5/23/75	vs. Miami ¹	W	1-0
5/24/75	vs. LSU ¹	W	4-2
5/25/75	vs. Miami ¹	W	6-5
6/7/75	vs. Eastern Michigan ²	L	1-2
6/8/75	vs. Seton Hall ³	L	0-11

1976 40-16			
2/22/76	at St. Thomas	W	9-4
2/22/76	at St. Thomas	W	8-5
2/23/76	at Miami	W	5-1
2/28/76	Louisiana	W	3-2
2/29/76	Louisiana	W	13-10
3/3/76	Columbus State	W	5-4
3/4/76	Georgia SW State	W	20-1
3/4/76	Georgia SW State	W	12-0
3/6/76	at Georgia SW State	L	7-9
3/6/76	at Georgia SW State	W	10-4
3/9/76	St. Thomas	W	10-7
3/10/76	St. Thomas	W	17-6
3/18/76	Howard	L	1-6
3/18/76	Howard	W	9-1
3/20/76	Valdosta State	W	9-0
3/20/76	St. Leo	W	8-0
3/21/76	St. Leo	W	7-1
3/23/76	Stetson	W	8-0
3/23/76	Stetson	W	10-4
3/24/76	Jacksonville	W	21-5
3/24/76	Jacksonville	W	6-5
3/26/76	Otterbein	W	12-2
3/26/76	Otterbein	W	10-3
3/28/76	at Valdosta State	W	6-2
3/29/76	at Stetson	L	10-11



YEAR-BY-YEAR RESULTS

3/30/76	at Stetson	L	5-9
4/3/76	at Georgia Southern	W	10-3
4/4/76	at Georgia Southern	L	4-6
4/8/76	at Jacksonville	W	6-1
4/9/76	at Jacksonville	L	2-6
4/10/76	Mercer	L	12-14
4/10/76	Mercer	W	8-2
4/11/76	USF	W	4-0
4/11/76	USF	W	6-1
4/12/76	Florida	W	8-2
4/13/76	Florida	W	3-1
4/14/76	Niagara	W	4-3
4/14/76	Niagara	W	13-4
4/15/76	Niagara	W	15-4
4/17/76	at South Alabama	W	9-4
4/17/76	at South Alabama	L	0-1
4/18/76	at South Alabama	L	2-3
4/20/76	at Florida	W	8-5
4/21/76	at Florida	W	11-3
4/24/76	South Alabama	W	21-6
5/2/76	at Georgia Tech	W	18-6
5/2/76	at Georgia Tech	L	3-4
5/5/76	Miami	L	1-6
5/6/76	Miami	L	7-9
5/6/76	Miami	W	20-4
5/8/76	Georgia Southern	L	5-11
5/9/76	Georgia Southern	W	5-2
5/9/76	Georgia Southern	L	3-4
5/21/76	Jacksonville ¹	W	6-1
5/24/76	Auburn ¹	L	1-2
5/24/76	Jacksonville ¹	L	7-9

1977	37-13		
2/26/77	St. Leo	W	9-2
3/1/77	Jacksonville	W	12-1
3/2/77	Jacksonville	W	4-0
3/7/77	Florida	L	3-8
3/7/77	Florida	L	1-2
3/13/77	at Valdosta State	W	14-5
3/17/77	Kentucky	L	0-14
3/17/77	Kentucky	W	6-4
3/18/77	Marietta	W	8-0
3/19/77	Olivet	W	23-0
3/19/77	Olivet	W	16-1
3/20/77	North Central	W	11-5
3/20/77	North Central	W	11-3
3/21/77	North Central	W	14-3
3/22/77	at Jacksonville	W	9-5
3/23/77	at Jacksonville	L	8-10
3/26/77	at Georgia Southern	L	2-3
3/26/77	at Georgia Southern	W	6-0
3/27/77	at Georgia Southern	W	6-3
3/29/77	Troy	W	8-0
3/30/77	Troy	W	6-2
4/3/77	vs. UNLV	W	4-3
4/3/77	vs. USC	L	5-16
4/4/77	at Hawaii	L	4-5
4/5/77	vs. Nebraska-Kearney	W	13-9
4/6/77	vs. USC	W	3-2
4/7/77	vs. UNLV	W	4-2
4/8/77	vs. Nebraska-Kearney	W	11-1
4/8/77	at Hawaii	W	5-2
4/12/77	Valdosta State	W	9-3
4/15/77	St. Leo	W	9-5
4/15/77	St. Leo	W	9-1
4/16/77	at Florida	L	3-7
4/17/77	at Florida	W	8-7
4/19/77	Miami	W	14-10
4/20/77	Miami	L	4-10
4/23/77	at USF	W	5-0
4/24/77	at USF	W	8-6

4/25/77	at Miami	L	10-12
4/26/77	at Miami	L	3-12
4/26/77	at Miami	L	2-10
4/30/77	at Mercer	W	6-4
5/4/77	Mercer	W	9-1
5/7/77	Georgia Southern	W	4-3
5/8/77	Georgia Southern	W	10-9
5/13/77	vs. Tulane ^d	W	12-4
5/13/77	vs. Louisville ^d	W	5-2
5/14/77	at Memphis ^d	W	10-2
5/15/77	vs. Tulane ^d	L	3-4
5/15/77	vs. Tulane ^d	W	11-1

1978 44-18 (5-2 METRO)

3/3/78	Tulane	W	6-1
3/3/78	Tulane	L	3-8
3/4/78	USF	W	7-4
3/5/78	USF	W	2-0
3/6/78	Rose-Hulman Tech	W	17-0
3/6/78	Rose-Hulman Tech	W	6-5
3/7/78	Rose-Hulman Tech	W	7-3
3/7/78	Rose-Hulman Tech	W	13-1
3/10/78	East Tennessee State	W	14-1
3/10/78	East Tennessee State	W	7-4
3/11/78	St. Leo	W	11-6
3/12/78	St. Leo	W	7-3
3/16/78	Morehead State	W	16-4
3/16/78	Morehead State	W	3-2
3/17/78	Western Kentucky	W	13-4
3/17/78	Western Kentucky	W	16-3
3/18/78	Ohio State	W	3-2
3/19/78	Ohio State	W	24-13
3/19/78	Cincinnati	W	11-5
3/20/78	Cincinnati	W	19-8
3/21/78	Ohio State	W	7-4
3/21/78	Cincinnati	W	10-6
3/25/78	at Tulane	L	0-4
3/25/78	at Tulane	W	3-0
3/26/78	at South Alabama	L	5-16
3/26/78	at South Alabama	L	2-9
3/29/78	Oakland	W	15-6
3/29/78	Oakland	W	6-2
3/31/78	at USF	W	5-1
4/1/78	at USF	W	8-3
4/2/78	at St. Leo	W	8-4
4/2/78	at St. Leo	L	3-4
4/4/78	South Alabama	W	5-4
4/4/78	South Alabama	W	7-3
4/8/78	at Jacksonville	L	3-4
4/9/78	at Jacksonville	W	11-5
4/11/78	Jacksonville	W	11-9
4/12/78	Jacksonville	W	11-6
4/15/78	at Georgia Southern	W	1-0
4/16/78	at Georgia Southern	L	3-4
4/17/78	Valdosta State	W	10-7
4/20/78	at UNLV	L	4-16
4/21/78	at UNLV	L	1-3
4/22/78	at UNLV	L	6-9
4/23/78	at UNLV	L	6-13
4/26/78	Florida	W	5-1
4/27/78	Florida	W	9-8
4/30/78	Valdosta State	W	13-5
5/2/78	at Florida	W	7-1
5/2/78	at Florida	L	4-5
5/3/78	Mercer	W	12-11
5/6/78	Georgia Southern	W	9-3
5/7/78	Georgia Southern	L	2-4
5/7/78	Georgia Southern	L	4-7
5/11/78	Georgia Tech ^d	W	4-3
5/12/78	Louisville ^d	L	3-4
5/12/78	Tulane ^d	W	3-2

5/13/78	Georgia Tech ^d	W	8-4
5/13/78	Louisville ^d	W	7-5
5/14/78	Memphis ^d	L	9-10
5/19/78	vs. Marshall ¹	L	0-4
5/20/78	at Miami ¹	L	2-7

1979 43-17-1 (2-0 METRO)

2/28/79	Troy	W	6-4
2/28/79	Troy	W	12-0
3/3/79	Mercer	W	7-5
3/4/79	at Valdosta State	L	0-2
3/6/79	Valdosta State	L	12-14
3/6/79	Valdosta State	W	6-0
3/8/79	at Florida	W	4-3
3/9/79	at Florida	L	3-16
3/10/79	St. Leo	W	18-2
3/11/79	St. Leo	W	5-2
3/13/79	St. Francis (IL)	W	4-1
3/13/79	St. Francis (IL)	L	2-5
3/14/79	Tulane	W	7-3
3/14/79	Tulane	W	9-2
3/15/79	St. Francis (IL)	W	14-5
3/15/79	St. Francis (IL)	W	8-1
3/16/79	Austin Peay State	W	4-2
3/16/79	Austin Peay State	W	12-0
3/17/79	Western Kentucky	W	14-4
3/17/79	Jacksonville	W	8-3
3/18/79	Jacksonville	W	21-8
3/19/79	Mercer	W	4-2
3/20/79	at USF	W	6-4
3/21/79	at USF	W	12-4
3/22/79	Tennessee-Martin	W	4-1
3/22/79	Tennessee-Martin	W	10-4
3/24/79	Wright State	W	12-0
3/24/79	Wright State	W	13-6
3/26/79	Stetson	L	9-14
3/28/79	Oakland	W	13-4
3/28/79	Oakland	W	13-6
3/30/79	at Miami	L	3-4
3/31/79	at Miami	L	3-5
4/1/79	at St. Leo	W	11-5
4/1/79	at St. Leo	L	1-5
4/5/79	Florida A&M	W	13-1
4/8/79	Florida	W	12-7
4/11/79	Miami	W	9-2
4/12/79	Miami	W	3-2
4/14/79	at Georgia Southern	W	6-4
4/15/79	at Georgia Southern	L	4-7
4/15/79	at Georgia Southern	W	5-4
4/18/79	at Jacksonville	W	3-0
4/19/79	at Jacksonville	L	9-10
4/21/79	USF	W	3-1
4/22/79	USF	W	10-1
4/23/79	at Valdosta State	T	14-14
4/26/79	Florida A&M	W	20-4
4/27/79	at Mercer	L	2-4
4/28/79	at Georgia Tech	W	5-2
4/29/79	at Georgia Tech	W	11-4
5/2/79	Florida A&M	W	9-1
5/4/79	Florida	W	20-7
5/5/79	Georgia Southern	L	3-8
5/6/79	Georgia Southern	L	1-8
5/11/79	Cincinnati ^d	W	13-3
5/12/79	Tulane ^d	L	5-10
5/12/79	Memphis ^d	W	11-1
5/13/79	Tulane ^d	L	2-5
5/25/79	Florida ¹	L	5-9
5/26/79	Delaware ¹	L	6-7

1980 51-12 (0-1 METRO)

2/22/80	at Miami	L	0-10
2/23/80	at Miami	L	3-4
2/24/80	at Miami	W	9-8
2/27/80	Troy	W	5-3
2/27/80	Troy	W	11-9
3/3/80	Lenoir-Rhyne	W	10-3
3/4/80	at Jacksonville	W	8-4
3/5/80	at Jacksonville	W	17-8
3/5/80	at Jacksonville	W	16-3
3/8/80	Florida	L	6-21
3/11/80	Wingate	W	6-0
3/11/80	Wingate	W	5-4
3/13/80	Missouri S&T	W	18-3
3/13/80	Missouri S&T	W	13-0
3/16/80	Brooklyn College	W	23-5
3/17/80	Northern Kentucky	W	2-0
3/18/80	Mercer	W	9-7
3/19/80	Monmouth	W	27-2
3/21/80	Otterbein	W	18-3
3/21/80	Otterbein	W	15-6
3/22/80	Wright State	W	12-0
3/22/80	Wright State	L	2-6
3/24/80	at Tulane	L	2-3
3/27/80	Eastern Illinois	W	10-9
3/29/80	Dayton	W	28-2
4/5/80	at Mercer	W	7-4
4/5/80	Jacksonville	W	7-6
4/5/80	Jacksonville	W	15-3
4/6/80	Jacksonville	W	5-1
4/7/80	at Valdosta State	W	15-9
4/9/80	Auburn	W	21-7
4/9/80	Auburn	W	2-0
4/11/80	at USF	W	12-0
4/12/80	at USF	W	3-1
4/12/80	at USF	W	14-3
4/15/80	at Florida	W	2-1
4/16/80	at Florida	W	15-2
4/20/80	Flagler	W	12-1
4/22/80	at Auburn	W	9-5
4/23/80	at Auburn	W	4-2
4/25/80	USF	W	10-4
4/26/80	USF	W	17-0
4/26/80	USF	W	5-4
4/29/80	at Troy	L	3-5
4/29/80	at Troy	W	12-3
4/30/80	Valdosta State	W	11-4
5/3/80	Miami	L	6-10
5/4/80	Miami	W	7-5
5/5/80	Miami	L	5-7
5/9/80	Virginia Tech ^d	L	4-12
5/9/80	Louisville ^d	W	13-1
5/10/80	Tulane ^d	W	12-5
5/10/80	Virginia Tech ^d	W	13-6
5/11/80	Memphis ^d	W	14-11
5/11/80	Memphis ^d	W	11-7
5/13/80	at Georgia Southern	W	5-3
5/14/80	at Georgia Southern	W	13-11
5/14/80	at Georgia Southern	L	3-8
5/22/80	New Orleans ¹	W	10-8
5/24/80	Western Kentucky ¹	W	19-7
5/25/80	Western Kentucky ¹	W	10-5
5/30/80	vs. Hawaii ³	L	6-7
5/31/80	vs. Arizona ³	L	3-5

1981 56-23 (4-3 METRO)

2/21/81	Georgia Southern	L	2-3
2/21/81	Georgia Southern	L	2-5
2/22/81	Georgia Southern	W	14-6
2/26/81	Georgia State	W	19-3
2/26/81	Georgia State	W	8-7



YEAR-BY-YEAR RESULTS

2/27/81	Georgia State	W	19-2	5/22/81	vs. Minnesota ¹	W	9-5	5/14/82	Memphis ^u	L	2-4	5/4/83	at LSU	W	8-2
2/28/81	Clemson	W	9-8	5/23/81	at Miami ¹	L	6-14	5/14/82	Louisville ^u	W	12-1	5/5/83	at LSU	W	6-3
3/1/81	Clemson	W	11-7	5/23/81	vs. Florida ¹	L	4-5	5/15/82	Virginia Tech ^u	W	2-1	5/6/83	at Louisiana	W	3-0
3/3/81	at Jacksonville	W	17-5					5/15/82	Memphis ^u	W	7-6	5/7/83	at Tulane	L	5-6
3/4/81	at Jacksonville	L	9-10	1982	56-17-1 (5-4 METRO)			5/16/82	Tulane ^u	L	7-11	5/7/83	at Tulane	L	6-8
3/6/81	at Miami	L	3-4	2/13/82	Georgia State	W	23-0	5/28/82	vs. Eastern Michigan ¹	L	2-7	5/8/83	at Tulane	W	10-6
3/7/81	at Miami	L	8-10	2/13/82	Georgia State	W	9-1	5/29/82	vs. Ohio State ¹	W	8-3	5/12/83	Southern Miss ^u	W	14-7
3/8/81	at Miami	L	4-19	2/14/82	Georgia State	W	25-11	5/30/82	vs. Oklahoma ¹	L	5-6	5/13/83	Cincinnati ^u	W	9-2
3/10/81	Mercer	W	6-5	2/17/82	Mercer-Atlanta	W	24-0					5/14/83	Tulane ^u	W	4-2
3/11/81	at Mercer	L	3-4	2/18/82	Mercer-Atlanta	W	19-2	1983	55-18-1 (6-4 METRO)			5/15/83	Tulane ^u	W	9-6
3/13/81	at Florida	W	3-1	2/19/82	Mercer-Atlanta	W	15-1	2/12/83	Southern Miss	W	4-2	5/27/83	South Alabama ¹	W	8-2
3/14/81	at Florida	L	5-17	2/20/82	Georgia	L	5-21	2/12/83	Southern Miss	W	8-4	5/28/83	Alabama ¹	L	5-7
3/15/81	Wingate	W	15-6	2/21/82	Georgia	W	6-5	2/16/83	at Mercer	W	22-6	5/29/83	Miami ¹	L	5-10
3/15/81	Louisville	W	10-1	2/22/82	Southern	W	12-10	2/17/83	at Mercer	W	14-5				
3/16/81	Ripon	W	7-1	2/23/82	Southern	W	21-6	2/18/83	at USF	L	10-11	1984	55-29 (10-2 METRO)		
3/16/81	Ripon	W	12-1	2/27/82	Southern Miss	W	16-7	2/19/83	at USF	W	5-2	2/3/84	vs. USF	W	7-6
3/17/81	Wingate	W	4-2	2/28/82	Southern Miss	W	20-1	2/19/83	at USF	L	1-4	2/4/84	at Miami	L	4-10
3/17/81	Wingate	W	6-2	3/1/82	Georgia Southern	W	5-2	2/19/83	at USF	L	1-4	2/5/84	vs. Florida	L	3-8
3/18/81	Campbellsville	W	19-4	3/2/82	Georgia Southern	W	9-5	2/23/83	Auburn	W	12-9	2/10/84	at USF	W	4-3
3/19/81	Otterbein	W	11-8	3/3/82	at Mercer	W	14-10	2/23/83	Auburn	W	6-1	2/11/84	at USF	W	10-6
3/19/81	Otterbein	W	9-4	3/4/82	at Mercer-Atlanta	W	11-2	2/25/83	at Miami	L	0-9	2/12/84	at USF	W	10-8
3/20/81	South Carolina	W	9-8	3/5/82	at Mercer-Atlanta	W	12-0	2/26/83	at Miami	L	2-4	2/14/84	West Florida	W	7-5
3/21/81	South Carolina	L	5-8	3/6/82	at Mercer-Atlanta	W	9-0	3/1/83	Clemson	W	5-4	2/15/84	West Florida	W	7-1
3/22/81	South Carolina	W	12-6	3/8/82	Southeast Missouri State	W	19-2	3/2/83	Clemson	T	3-3	2/16/84	Tampa	W	9-5
3/23/81	Jackson State	W	12-11	3/8/82	Southeast Missouri State	W	19-2	3/5/83	at Florida	L	2-6	2/17/84	Tampa	W	7-6
3/24/81	Cleveland State	W	10-3	3/9/82	Valparaiso	W	6-0	3/6/83	at Florida	L	14-16	2/18/84	Georgia Tech	W	12-6
3/25/81	at Georgia	W	8-3	3/11/82	Florida	W	17-16	3/8/83	Wingate	W	6-4	2/19/84	Georgia Tech	L	2-15
3/26/81	at Georgia	L	2-4	3/12/82	Florida	W	8-1	3/10/83	at UNLV	W	7-2	2/19/84	Jacksonville	W	4-0
3/27/81	at Georgia State	W	15-5	3/13/82	at Florida	L	6-9	3/11/83	at UNLV	L	5-6	2/22/84	Jacksonville	W	13-3
3/28/81	at Georgia State	W	16-8	3/14/82	at Florida	W	7-6	3/12/83	at UNLV	W	14-11	2/24/84	at Miami	L	0-7
3/29/81	at Georgia State	L	1-3	3/17/82	at Jacksonville	L	6-12	3/14/83	Louisville	L	4-6	2/25/84	at Miami	L	5-14
4/1/81	Florida	W	14-10	3/18/82	at Jacksonville	L	6-12	3/15/83	Louisville	W	11-4 (7)	2/26/84	at Miami	W	7-6
4/2/81	Florida	L	9-12	3/19/82	Otterbein	W	10-4	3/18/83	Wake Forest	W	10-2	2/28/84	Auburn	W	10-4
4/4/81	at Tulane	W	15-9	3/20/82	Cleveland State	W	27-4	3/19/83	Wake Forest	W	9-1	2/29/84	Auburn	W	12-2
4/4/81	at Tulane	L	3-11	3/21/82	Cleveland State	W	24-15	3/20/83	Wake Forest	W	7-3 (5)	3/1/84	Ball State	W	13-2
4/5/81	at Tulane	L	4-15	3/22/82	St. Xavier	W	11-0	3/21/83	Tennessee Tech	W	4-3	3/2/84	Ball State	W	5-1
4/7/81	Jacksonville	W	8-7	3/23/82	Virginia Tech	W	7-2	3/22/83	Tennessee Tech	W	12-2	3/3/84	Ball State	W	12-2
4/7/81	Jacksonville	W	7-0	3/25/82	Virginia Tech	W	12-4	3/23/83	at Auburn	W	7-5	3/4/84	Ball State	W	8-6
4/9/81	Flagler	L	3-4	3/25/82	Virginia Tech	L	1-5 (7)	3/25/83	Pitt	W	7-4	3/6/84	at UNLV	L	9-14
4/9/81	Flagler	W	12-4	3/26/82	Miami	L	5-6	3/26/83	Pitt	W	12-4	3/7/84	at UNLV	L	1-3
4/11/81	Memphis	L	4-6	3/27/82	Miami	W	5-3	3/27/83	Pitt	W	13-0	3/8/84	at UNLV	L	2-6
4/11/81	Memphis	W	8-4	3/28/82	Miami	W	9-3	3/28/83	St. Xavier	W	7-4	3/9/84	at Cal State Fullerton	L	3-5
4/12/81	Memphis	W	7-6	4/1/82	at Clemson	W	8-1	3/29/83	LSU	L	5-15	3/10/84	at Cal State Fullerton	L	1-6
4/15/81	West Florida	W	6-1	4/2/82	at Clemson	W	7-6 (7)	3/30/83	LSU	W	10-5	3/11/84	at Cal State Fullerton	W	10-4
4/15/81	West Florida	W	3-2	4/3/82	at Georgia State	W	17-8	3/31/83	Louisiana	W	4-3	3/13/84	Southern Miss	W	7-5
4/17/81	at South Carolina	W	7-5	4/4/82	at Georgia State	W	31-6 (7)	4/1/83	USF	W	7-6	3/14/84	Southern Miss	L	8-9
4/19/81	at South Carolina	L	3-9	4/6/82	West Florida	W	9-4	4/2/83	USF	W	9-4	3/15/84	Southern Miss	W	12-6
4/22/81	at USF	L	0-2	4/7/82	Jacksonville	L	4-7	4/3/83	USF	W	12-2	3/16/84	USF	W	3-2
4/22/81	at USF	W	7-3	4/7/82	Jacksonville	W	10-7	4/4/83	at Jacksonville	L	2-5	3/17/84	USF	L	6-8
4/23/81	at USF	W	7-6	4/10/82	at Memphis	L	1-3	4/5/83	at Jacksonville	L	7-9	3/18/84	USF	L	3-6
4/25/81	USF	W	8-2	4/10/82	at Memphis	L	3-11	4/10/83	Florida	L	5-7	3/19/84	Pitt	W	5-0
4/25/81	USF	W	8-0	4/11/82	at Memphis	W	12-6	4/10/83	Florida	W	9-3	3/19/84	Pitt	W	5-0
4/26/81	USF	W	14-5	4/13/82	at Auburn	L	5-9	4/11/83	at Georgia Southern	W	12-3	3/21/84	Pitt	W	21-1
4/27/81	Valdosta State	W	14-6	4/14/82	at Auburn	W	10-8 (5)	4/12/83	at Georgia Southern	W	9-6	3/21/84	Pitt	W	6-0
4/28/81	at Auburn	W	7-1	4/16/82	Valdosta State	W	4-0	4/13/83	Jacksonville	W	7-1	3/22/84	Tennessee Tech	W	7-3
4/29/81	at Auburn	W	4-3	4/17/82	Tulane	L	6-8	4/14/83	Jacksonville	W	7-2	3/23/84	vs. Alabama	W	18-16
5/2/81	Miami	L	2-3	4/17/82	Tulane	W	4-3	4/15/83	Miami	W	6-5	3/24/84	Georgia Southern	W	5-4
5/3/81	Miami	W	5-4	4/18/82	Tulane	W	8-6	4/16/83	Miami	W	4-3	3/25/84	Georgia Southern	W	21-3
5/4/81	Miami	L	3-4	4/20/82	Auburn	W	14-0	4/17/83	Miami	W	5-0	3/29/84	at Clemson	L	0-13
5/7/81	Auburn	W	7-5	4/21/82	Auburn	L	8-9	4/19/83	Georgia Southern	W	16-4	3/30/84	at Clemson	L	3-13
5/7/81	Auburn	W	11-3	4/22/82	at Valdosta State	W	4-1	4/20/83	Georgia Southern	W	8-1	3/31/84	at Georgia State	W	8-6
5/8/81	at Georgia Southern	W	2-1	4/24/82	Mercer	W	12-2	4/21/83	Mercer	W	17-4	4/1/84	at Georgia State	W	26-13
5/9/81	at Georgia Southern	W	6-1	4/24/82	Mercer	W	8-1	4/22/83	Mercer	W	14-5	4/4/84	Florida	L	3-11
5/10/81	at Valdosta State	W	5-3	4/30/82	Flagler	W	5-2	4/22/83	Mercer	W	17-0	4/4/84	Florida	W	11-9
5/14/81	St. Louis ^d	W	15-3	5/1/82	Flagler	W	13-1	4/23/83	Memphis	W	2-1	4/5/84	at Jacksonville	L	2-10
5/15/81	Memphis ^d	W	5-0	5/4/82	at Georgia Southern	W	5-4	4/23/83	Memphis	W	2-1	4/6/84	at Jacksonville	L	8-10
5/16/81	Tulane ^d	L	2-6	5/5/82	at Georgia Southern	W	8-4	4/24/83	Memphis	L	6-7	4/7/84	at Georgia Southern	W	4-2
5/16/81	Memphis ^d	W	7-3	5/5/82	at Georgia Southern	W	19-9	4/29/83	Georgia State	W	17-4	4/8/84	at Georgia Southern	L	3-6
5/17/81	Tulane ^d	W	22-4	5/7/82	at Miami	L	5-11	4/30/83	Georgia State	W	10-2	4/10/84	Mercer	W	6-0
5/17/81	Tulane ^d	W	15-5	5/8/82	at Miami	W	9-2	4/30/83	Georgia State	W	8-3	4/11/84	Mercer	W	13-2
5/21/81	vs. Florida ¹	W	5-1	5/9/82	at Miami	T	7-7 (5)	5/2/83	at Georgia State	W	10-1	4/13/84	Miami	W	3-2
				5/13/82	Cincinnati ^d	W	10-2	5/3/83	at Georgia State	W	9-7	4/14/84	Miami	L	3-4

YEAR-BY-YEAR RESULTS

4/15/84	Miami	W	5-4
4/17/84	at Florida	L	7-8
4/18/84	at Florida	W	7-4
4/19/84	South Alabama	L	4-12
4/20/84	South Alabama	L	3-9
4/21/84	Florida International	W	10-3
4/22/84	Florida International	W	12-3
4/27/84	Tulane	W	17-4
4/29/84	Tulane	W	8-4
4/29/84	Tulane	L	0-1
4/30/84	at South Alabama	L	7-8
5/1/84	at Southern Miss	W	9-3
5/2/84	at Southern Miss	W	11-2
5/3/84	at Southern Miss	W	16-6
5/4/84	at Memphis	W	13-7
5/6/84	at Memphis	W	11-3
5/6/84	at Memphis	W	8-3
5/10/84	South Carolina ^d	L	3-4
5/11/84	Tulane ^d	W	4-2
5/11/84	Memphis ^d	W	10-3
5/12/84	Cincinnati ^d	W	11-2
5/13/84	Virginia Tech ^d	W	17-3
5/13/84	South Carolina ^d	W	11-10
5/18/84	New Orleans	L	4-7
5/19/84	New Orleans	W	5-1
5/20/84	New Orleans	W	7-3
5/24/84	Stetson ¹	L	7-10
5/25/84	East Carolina ¹	L	4-7

1985 59-23 (12-5 METRO)

2/5/85	Georgia Southern [*]	W	7-0
2/6/85	Georgia Southern [*]	W	1-0
2/9/85	USF	W	11-5
2/10/85	USF	W	8-2
2/11/85	Grambling State	W	13-7
2/12/85	Grambling State	W	9-4
2/14/85	Samford	W	14-7
2/15/85	Samford	W	18-10
2/16/85	Southern Miss	W	20-1
2/16/85	Southern Miss	W	10-4
2/17/85	Southern Miss	W	24-3
2/22/85	at Miami	W	5-2
2/23/85	at Miami	L	4-15
2/24/85	at Miami	L	5-6
2/26/85	Georgia Southern	W	5-4
2/27/85	Georgia Southern	W	12-6
2/28/85	St. Leo	W	16-2
3/2/85	Ball State	L	11-12
3/2/85	Ball State	W	12-10
3/3/85	Ball State	W	15-6
3/4/85	Ball State	L	9-10
3/5/85	at Jacksonville	W	12-0
3/6/85	at Jacksonville	W	25-6
3/7/85	at UCF	W	6-2
3/8/85	at UCF	L	5-6
3/9/85	at USF	W	10-7
3/10/85	at USF	L	5-6
3/11/85	Western Kentucky	W	11-5
3/12/85	Western Kentucky	L	6-10
3/13/85	Samford	L	2-5
3/14/85	Samford	W	20-4
3/15/85	at Florida	L	2-3
3/16/85	at Florida	L	1-6
3/18/85	Pitt	W	6-5
3/19/85	Pitt	W	18-2
3/20/85	Pitt	W	9-7
3/23/85	at Southern Miss	W	17-6
3/23/85	at Southern Miss	W	6-0
3/24/85	at Southern Miss	L	4-6
3/27/85	South Alabama	W	15-12
3/28/85	Florida	W	12-10

3/29/85	Georgia State	W	14-0
3/29/85	Georgia State	W	10-4
3/30/85	at Memphis	L	2-3
3/31/85	at Memphis	L	7-8
4/2/85	Florida	L	3-6
4/3/85	Jacksonville	L	5-7
4/4/85	Jacksonville	W	18-9
4/5/85	Tulane	W	9-6
4/6/85	Tulane	W	4-1
4/6/85	Tulane	W	9-4
4/8/85	UCF	W	6-3
4/9/85	UCF	W	12-0
4/10/85	UCF	W	19-6
4/12/85	Miami	L	2-3
4/13/85	Miami	W	13-5
4/14/85	Miami	L	5-8
4/16/85	at Georgia Southern	W	8-7
4/17/85	at Georgia Southern	W	6-4
4/20/85	Memphis	L	4-7
4/20/85	Memphis	W	8-3
4/21/85	Memphis	W	7-2
4/28/85	at Georgia Tech	W	19-0
4/29/85	at Georgia Tech	W	13-3
5/2/85	at South Alabama	W	8-0
5/3/85	at South Alabama	W	12-10
5/4/85	at Tulane	W	9-3
5/4/85	at Tulane	W	5-2
5/5/85	at Tulane	L	8-9
5/9/85	Louisville ^d	W	11-3
5/10/85	Virginia Tech ^d	L	5-8
5/10/85	Cincinnati ^d	W	24-0
5/11/85	South Carolina ^d	W	7-5
5/12/85	Virginia Tech ^d	W	3-1
5/12/85	South Carolina ^d	W	11-5
5/17/85	North Carolina	W	13-7
5/18/85	North Carolina	W	9-5
5/19/85	North Carolina	L	8-9
5/23/85	George Mason ¹	W	11-0
5/24/85	Georgia Tech ¹	W	9-1
5/25/85	Arkansas ¹	L	6-7
5/25/85	Georgia Tech ¹	L	3-8

*Games against Armstrong State; ASU merged with Georgia Southern in 2017.

1986 61-13 (10-2 METRO)

2/12/86	Grambling State	W	10-1
2/13/86	Grambling State	W	20-6
2/14/86	Grambling State	L	1-3
2/15/86	Southern Miss	W	7-6
2/15/86	Southern Miss	W	2-0
2/16/86	Southern Miss	W	14-6
2/18/86	Samford	W	9-6
2/19/86	Samford	W	9-1
2/22/86	Georgia Tech	W	6-4
2/23/86	Georgia Tech	W	9-4
2/25/86	at Florida	W	10-6
2/26/86	at Florida	W	10-7
3/1/86	USF	W	9-3
3/2/86	USF	W	8-7
3/4/86	at USF	W	9-8
3/5/86	at USF	L	3-6
3/8/86	Florida International	W	9-3
3/9/86	Florida International	W	12-10
3/10/86	Samford	W	19-2
3/11/86	Samford	W	15-5
3/12/86	Richmond	W	12-4
3/13/86	Richmond	W	14-4
3/14/86	Richmond	W	16-1
3/15/86	Richmond	W	13-3
3/17/86	Pitt	W	7-0

3/18/86	Pitt	W	10-2
3/19/86	Pitt	W	22-1
3/20/86	Pitt	W	17-1
3/22/86	at Southern Miss	L	1-5
3/22/86	at Southern Miss	W	2-0
3/23/86	at Southern Miss	W	13-9
3/24/86	South Alabama	L	5-12
3/25/86	South Alabama	W	13-8
3/26/86	South Alabama	W	14-4
3/27/86	South Alabama	W	13-9
3/29/86	at Memphis	W	7-3
3/29/86	at Memphis	W	6-1
3/30/86	at Memphis	L	2-7
4/1/86	UCF	W	15-12
4/2/86	UCF	W	8-3
4/3/86	Jacksonville	W	9-2
4/4/86	Jacksonville	L	9-10
4/5/86	Tulane	W	7-5
4/6/86	Tulane	W	4-2
4/8/86	at Jacksonville	W	20-3
4/9/86	at Jacksonville	L	10-11
4/11/86	Miami	W	6-1
4/12/86	Miami	L	3-4
4/13/86	Miami	W	8-3
4/15/86	Florida	W	7-6
4/16/86	Florida	W	8-0
4/19/86	Memphis	W	6-0
4/19/86	Memphis	W	6-5
4/20/86	Memphis	W	7-1
4/26/86	at UCF	W	3-1
4/29/86	at Florida International	W	12-0
5/2/86	at Miami	L	10-11
5/3/86	at Miami	W	14-6
5/4/86	at Miami	L	5-7
5/9/86	Cincinnati ^d	W	10-3
5/10/86	South Carolina ^d	L	5-8
5/10/86	Memphis ^d	W	7-3
5/11/86	South Carolina ^d	W	3-0
5/11/86	South Carolina ^d	W	7-2
5/19/86	LSU	W	6-4
5/22/86	NC State ¹	W	10-6
5/23/86	Texas A&M ¹	W	12-9
5/24/86	USF ¹	W	11-7
5/31/86	vs. Indiana State ³	W	5-3
6/3/86	vs. Miami ³	W	7-2
6/6/86	vs. Arizona ³	L	5-9
6/7/86	vs. Oklahoma State ³	W	6-5
6/8/86	vs. Miami ³	W	4-3
6/9/86	vs. Arizona ³	L	2-10

1987 55-18 (9-3 METRO)

2/6/87	Samford	W	15-1
2/7/87	Samford	W	9-1 (8)
2/12/87	Grambling State	W	4-3
2/13/87	Grambling State	W	9-2
2/14/87	Grambling State	W	12-6
2/17/87	Samford	W	4-1
2/18/87	Samford	W	7-2
2/20/87	at New Orleans	L	1-3
2/21/87	at Tulane	W	9-5
2/22/87	vs. LSU	W	2-1
2/28/87	Southern Miss	W	7-2
2/28/87	Southern Miss	W	10-4
3/1/87	Southern Miss	L	8-11
3/3/87	Ball State	W	10-3
3/4/87	Ball State	W	9-2
3/5/87	Ball State	W	14-10
3/8/87	USF	W	13-4
3/8/87	USF	L	4-5
3/10/87	at USF	L	2-5
3/12/87	at USF	W	17-1

3/13/87	Austin Peay State	W	8-3
3/14/87	Austin Peay State	W	15-0
3/15/87	Austin Peay State	W	26-1
3/16/87	UNC-Charlotte	W	9-1
3/17/87	UNC-Charlotte	W	14-5
3/19/87	at South Alabama	L	3-7
3/21/87	at Southern Miss	L	1-3
3/21/87	at Southern Miss	W	4-2
3/22/87	at Southern Miss	W	13-9
3/24/87	UCF	W	12-4
3/25/87	UCF	W	4-3
3/28/87	at Memphis	W	4-1
3/28/87	at Memphis	W	8-0
3/29/87	at Memphis	L	4-5 (10)
3/31/87	at Georgia Tech	W	7-5
4/1/87	at Georgia Tech	W	10-8
4/4/87	Georgia	L	5-6
4/5/87	Georgia	L	3-4
4/7/87	Jacksonville	W	9-3
4/8/87	Jacksonville	W	9-7
4/10/87	Miami	W	14-3
4/11/87	Miami	L	6-11
4/12/87	Miami	L	10-11 (11)
4/14/87	Florida	W	12-6
4/15/87	Florida	W	14-11
4/16/87	South Alabama	W	9-4
4/18/87	Memphis	W	6-4
4/18/87	Memphis	W	7-6
4/19/87	Memphis	W	7-5
4/23/87	at UCF	L	5-8
4/24/87	at Jacksonville	W	9-8 (12)
4/25/87	at Jacksonville	W	11-10 (10)
5/1/87	at Miami	L	3-4 (10)
5/2/87	at Miami	W	6-4 (11)
5/3/87	at Miami	W	8-6
5/5/87	at Florida	L	5-10
5/6/87	at Florida	L	5-7
5/8/87	Mercer	W	6-2
5/9/87	Mercer	W	14-2
5/9/87	Mercer	W	8-3
5/13/87	vs. Louisville ^d	W	9-2
5/14/87	vs. Virginia Tech ^d	W	5-4
5/15/87	at South Carolina ^d	W	9-5
5/16/87	vs. Southern Miss ^d	W	5-1
5/16/87	vs. Cincinnati ^d	W	6-3
5/21/87	East Carolina ¹	W	10-5
5/22/87	Miami ¹	W	5-2
5/23/87	South Alabama ¹	W	12-3
5/24/87	South Alabama ¹	L	3-6
5/24/87	South Alabama ¹	W	9-2
5/29/87	vs. LSU ³	L	2-6 (10)
5/31/87	vs. Arizona State ³	W	3-0
6/3/87	vs. Texas ³	L	4-6 (10)

1988 50-18-1 (6-6 METRO)

2/12/88	Grambling State	W	11-7
2/13/88	Grambling State	W	16-3
2/14/88	Grambling State	W	18-2
2/21/88	vs. LSU	L	4-9
2/26/88	Southern Miss	W	6-3
2/27/88	Southern Miss	W	18-11
2/28/88	Southern Miss	L	5-6
2/29/88	Richmond	W	7-1
3/1/88	Richmond	W	11-4
3/2/88	Richmond	W	6-1
3/4/88	Ball State	W	6-4
3/5/88	USF	W	6-4
3/6/88	USF	W	4-2
3/8/88	at USF	W	4-1
3/9/88	at USF	L	3-6
3/11/88	Samford	W	19-3



YEAR-BY-YEAR RESULTS

3/12/88	Samford	W	12-3
3/13/88	Samford	W	7-2
3/15/88	Lamar	W	10-9
3/17/88	UAB	W	10-4
3/19/88	at Southern Miss	L	1-2
3/19/88	at Southern Miss	L	4-5
3/20/88	at Southern Miss	L	7-9
3/21/88	Charleston Southern	W	9-8
3/22/88	Charleston Southern	W	15-1
3/23/88	Charleston Southern	W	7-0
3/26/88	Florida International	L	7-8
3/27/88	Florida International	W	5-2
3/29/88	Jacksonville	W	10-7
3/30/88	Mercer	W	3-2
3/30/88	Mercer	L	9-10
4/1/88	at Minnesota	W	12-5
4/2/88	vs. Iowa	W	8-0
4/3/88	vs. Washington State	W	5-1
4/3/88	vs. Maine	W	4-2
4/5/88	vs. Old Dominion	W	6-5
4/6/88	at South Alabama	W	11-7
4/8/88	Miami	L	3-8
4/9/88	Miami	W	20-8
4/10/88	Miami	T	5-5
4/13/88	Florida	W	7-2
4/15/88	at Valdosta State	W	20-8
4/16/88	Memphis	L	5-6
4/16/88	Memphis	W	5-0
4/17/88	Memphis	L	1-2
4/20/88	at Florida	L	5-8
4/22/88	South Alabama	W	13-11
4/23/88	Georgia Tech	W	15-2
4/24/88	Georgia Tech	L	2-10
5/1/88	UCF	W	8-1
5/1/88	UCF	W	2-1
5/3/88	at UCF	W	11-3
5/4/88	at Florida International	L	1-2
5/6/88	at Miami	W	6-5
5/7/88	at Miami	L	7-9
5/8/88	at Miami	W	6-3
5/10/88	at Jacksonville	L	2-5
5/13/88	at Memphis	W	14-3
5/14/88	at Memphis	W	9-5
5/15/88	at Memphis	W	21-1
5/18/88	Louisville ^d	W	18-4
5/19/88	Virginia Tech ^d	W	9-6
5/20/88	South Carolina ^d	W	9-3
5/21/88	Memphis ^d	W	4-2
5/21/88	South Carolina ^d	W	9-1
5/25/88	Stetson ¹	W	10-3
5/27/88	Tulane ¹	W	8-6
5/28/88	Florida ¹	L	3-9
5/29/88	Stetson ¹	L	2-7
1989 54-18 (14-4 METRO)			
2/4/89	Arizona State	W	9-6
2/5/89	Arizona State	W	8-3
2/6/89	Georgia Tech	W	14-1
2/10/89	Grambling State	W	8-3
2/11/89	Grambling State	W	5-0
2/12/89	Grambling State	W	8-2
2/18/89	at Florida	L	1-5
2/19/89	at Florida	L	5-6
2/20/89	Charleston Southern	W	5-4 (10)
2/22/89	Charleston Southern	W	10-2
2/25/89	USF	L	0-10
2/26/89	USF	W	8-7
2/28/89	at USF	L	5-6
3/1/89	at USF	L	3-14
3/3/89	Rice	L	3-4
3/4/89	Rice	W	6-0
3/5/89	Rice	W	3-0
3/7/89	Richmond	W	6-0
3/8/89	Richmond	W	12-3
3/9/89	Richmond	W	3-2 (13)
3/10/89	Ball State	W	10-0
3/11/89	Ball State	W	11-1
3/12/89	Ball State	W	16-0
3/14/89	Samford	W	18-2
3/15/89	Samford	W	14-0
3/17/89	at South Carolina	W	6-5
3/18/89	at South Carolina	L	3-4
3/19/89	at South Carolina	L	4-5 (10)
3/21/89	at Jacksonville	W	11-6
3/24/89	Cal State Fullerton	W	6-5 (11)
3/25/89	Cal State Fullerton	L	4-9
3/26/89	Cal State Fullerton	W	10-0
3/28/89	Mercer	W	2-1
3/29/89	Mercer	W	7-0
3/31/89	Southern Miss	W	10-2
4/1/89	Southern Miss	W	6-2
4/2/89	Southern Miss	W	7-2
4/4/89	Jacksonville	W	6-0
4/5/89	Jacksonville	W	14-3
4/7/89	Miami	W	3-0
4/8/89	Miami	L	1-8
4/9/89	Miami	W	11-3
4/11/89	Florida	L	0-5
4/12/89	Florida	W	7-5
4/14/89	Louisville	W	7-0
4/15/89	Louisville	W	10-1
4/16/89	Louisville	W	7-2
4/21/89	Virginia Tech	L	5-7
4/22/89	Virginia Tech	W	14-8
4/23/89	Virginia Tech	W	8-4
4/29/89	at Memphis	W	6-2
4/29/89	at Memphis	W	6-2
4/30/89	at Memphis	W	3-1
5/2/89	at Jacksonville	L	6-7 (10)
5/5/89	at Miami	L	2-11
5/6/89	at Miami	L	2-8
5/7/89	at Miami	W	8-4
5/12/89	at Cincinnati	L	0-2
5/13/89	at Cincinnati	W	18-7
5/14/89	at Cincinnati	W	8-7
5/18/89	vs. Memphis ^d	W	9-4
5/19/89	vs. Southern Miss ^d	W	14-7
5/20/89	vs. Virginia Tech ^d	W	8-2
5/20/89	vs. Southern Miss ^d	W	6-5 (12)
5/25/89	Rider ¹	W	13-7
5/26/89	USF ¹	W	8-1
5/27/89	Auburn ¹	W	7-6
5/28/89	Clemson ¹	W	8-1
6/2/89	vs. North Carolina ³	W	4-2
6/4/89	vs. Wichita State ³	W	4-2
6/7/89	vs. Wichita State ³	L	4-7
6/9/89	vs. Wichita State ³	L	9-12
1990 57-15 (17-4 METRO)			
2/2/90	Western Kentucky	W	6-3
2/3/90	Western Kentucky	W	6-4
2/4/90	Western Kentucky	W	6-4
2/10/90	vs. North Carolina	W	6-3
2/12/90	vs. Wichita State	L	7-8
2/17/90	Arizona	W	7-1
2/17/90	Arizona	W	16-8
2/18/90	Arizona	W	10-5
2/20/90	Florida International	W	5-0
2/21/90	Florida International	L	3-4
2/23/90	VMI	W	17-1
2/24/90	VMI	W	3-2
2/25/90	VMI	W	8-0
3/2/90	Ball State	W	19-10
3/3/90	Ball State	W	16-3
3/4/90	Ball State	W	12-4
3/5/90	Richmond	W	7-1
3/6/90	Richmond	W	12-3
3/7/90	Richmond	W	13-1
3/8/90	at Florida	W	5-1
3/9/90	at Florida	W	3-2
3/10/90	Florida	W	5-3
3/11/90	Florida	W	7-6
3/13/90	Memphis	W	10-0
3/14/90	Memphis	L	3-5
3/15/90	Memphis	W	13-5
3/16/90	Charleston Southern	W	11-5
3/17/90	Charleston Southern	W	11-1
3/20/90	at Louisville	W	8-3 (7)
3/20/90	at Louisville	W	7-4 (7)
3/21/90	at Louisville	W	13-7
3/23/90	at Southern Miss	W	7-0
3/24/90	at Southern Miss	L	3-6
3/25/90	at Southern Miss	L	3-6
3/28/90	Jacksonville	W	7-3
3/31/90	at Arizona State	L	1-9
4/1/90	at Arizona State	L	6-7
4/5/90	South Alabama	W	3-2
4/6/90	Tulane	W	5-0
4/7/90	Tulane	W	9-3
4/8/90	Tulane	W	12-11
4/11/90	at Jacksonville	W	5-3
4/13/90	Miami	W	7-3
4/14/90	Miami	L	5-8
4/15/90	Miami	L	3-8
4/17/90	Mercer	W	14-3
4/18/90	Mercer	W	6-3
4/20/90	South Carolina	W	9-6
4/21/90	South Carolina	L	5-6
4/22/90	South Carolina	W	6-3
5/2/90	at Florida International	L	3-4
5/4/90	at Miami	L	3-7
5/5/90	at Miami	W	6-2
5/6/90	at Miami	W	8-4
5/8/90	at Virginia Tech	W	6-4
5/9/90	at Virginia Tech	W	5-1
5/10/90	at Virginia Tech	W	25-14
5/11/90	Cincinnati	W	6-1
5/12/90	Cincinnati	W	12-3
5/13/90	Cincinnati	W	4-1
5/16/90	vs. Tulane ^d	W	4-1
5/17/90	vs. Virginia Tech ^d	W	11-3
5/18/90	vs. Cincinnati ^d	L	4-5
5/19/90	at Southern Miss ^d	W	8-1
5/19/90	vs. Virginia Tech ^d	W	12-5
5/20/90	vs. Cincinnati ^d	W	8-5
5/24/90	vs. Lafayette ¹	W	7-2
5/25/90	vs. Central Michigan ¹	W	4-2
5/26/90	at Mississippi State ¹	L	8-11
5/26/90	vs. Illinois ¹	W	6-4
5/27/90	at Mississippi State ¹	W	11-9
5/28/90	at Mississippi State ¹	L	3-4
1991 57-14 (21-5 METRO)			
2/1/91	Duke	W	8-5
2/2/91	Duke	W	10-4
2/3/91	Duke	W	9-3
2/8/91	Arizona State	W	6-5 (10)
2/9/91	Arizona State	W	21-5
2/10/91	Arizona State	W	4-3 (10)
2/14/91	at Arizona	W	15-8
2/15/91	at Arizona	L	3-7
2/16/91	at Arizona	L	2-3
2/22/91	Minnesota	W	8-4
2/23/91	Minnesota	W	12-4
2/24/91	Minnesota	W	8-5
3/1/91	at New Orleans	L	0-6
3/2/91	at Tulane	W	3-0
3/3/91	vs. LSU	W	8-0
3/5/91	Ball State	W	26-4
3/6/91	Ball State	W	17-2
3/7/91	Ball State	W	12-2
3/9/91	Florida	W	8-3
3/10/91	Florida	W	5-3
3/12/91	Richmond	W	10-3
3/13/91	Richmond	W	6-2
3/14/91	Richmond	W	12-4
3/15/91	Michigan	W	11-6
3/16/91	Michigan	W	3-0
3/19/91	Northern Iowa	W	11-2
3/20/91	Northern Iowa	W	9-0
3/21/91	Northern Iowa	W	3-0
3/22/91	Southern Miss	W	8-4
3/23/91	Southern Miss	W	5-0
3/24/91	Southern Miss	W	6-4
3/26/91	Mercer	W	6-2
3/27/91	Mercer	W	14-5
3/30/91	at Memphis	W	6-5
3/30/91	at Memphis	W	4-3 (11)
3/31/91	at Memphis	L	7-8
4/2/91	at South Alabama	L	5-6 (15)
4/5/91	at South Carolina	W	4-2
4/6/91	at South Carolina	W	7-3
4/7/91	at South Carolina	L	4-9
4/12/91	Miami	W	5-2
4/13/91	Miami	W	12-4
4/14/91	Miami	W	8-5
4/16/91	at Florida	W	4-2
4/17/91	at Florida	L	3-4
4/19/91	Louisville	W	6-3
4/20/91	Louisville	W	5-1
4/21/91	Louisville [*]	W	14-6
4/28/91	at Tulane	L	10-11
4/28/91	at Tulane	L	1-2
4/29/91	Jacksonville	L	4-7
5/3/91	at Miami	W	3-2
5/4/91	at Miami	W	4-1
5/5/91	at Miami	L	6-8
5/7/91	Virginia Tech	W	3-2 (12)
5/7/91	Virginia Tech	W	4-1 (7)
5/8/91	Virginia Tech	W	11-1
5/10/91	at Cincinnati	W	15-5
5/11/91	at Cincinnati	W	10-5
5/12/91	at Cincinnati	W	13-9
5/15/91	vs. Cincinnati ^d	W	9-3
5/16/91	vs. South Carolina ^d	W	17-0
5/17/91	vs. Southern Miss ^d	L	1-3
5/18/91	vs. Cincinnati ^d	W	13-12
5/18/91	vs. South Carolina ^d	W	10-9 (10)
5/23/91	Coastal Carolina ¹	W	6-0
5/24/91	Florida International ¹	W	6-3
5/25/91	Alabama ¹	W	5-2
5/26/91	Alabama ¹	W	6-5
5/31/91	vs. Fresno State ³	L	3-6
6/2/91	vs. Florida ³	L	0-5

^{*}9-0 forfeit loss

1992 49-21 (19-9 ACC)			
2/1/92	College of Charleston	W	15-3
2/2/92	College of Charleston	W	4-1
2/9/92	at Arizona State	W	4-2
2/9/92	at Arizona State	L	1-4
2/14/92	VMI	W	10-4
2/15/92	VMI	W	20-0
2/16/92	VMI	W	5-4



YEAR-BY-YEAR RESULTS

2/19/92	at Florida	W	2-1
2/21/92	Duke	W	13-1
2/22/92	Duke	L	4-5
2/23/92	Duke	W	1-0
2/28/92	at Minnesota	W	3-1
2/29/92	vs. Texas AGM	L	1-9
3/1/92	vs. Mississippi State	W	5-1
3/3/92	Charleston Southern	W	14-2
3/4/92	Charleston Southern	W	13-8
3/6/92	Coastal Carolina	W	6-1
3/7/92	Coastal Carolina	W	5-2
3/9/92	Richmond	W	2-1
3/10/92	Richmond	W	5-1
3/11/92	Richmond	W	8-2
3/13/92	at North Carolina	W	9-3
3/14/92	at North Carolina	L	2-11
3/15/92	at North Carolina	W	4-2
3/18/92	Georgia State	W	7-1
3/19/92	Georgia State	W	22-0
3/20/92	NC State	W	4-0
3/21/92	NC State	W	12-1
3/22/92	NC State	L	4-6
3/24/92	at Virginia	W	4-3
3/25/92	at Virginia	W	13-7
3/27/92	at Clemson	L	4-10
3/28/92	at Clemson	L	0-12
3/29/92	at Clemson	L	0-14
3/31/92	Mercer	L	3-4
4/1/92	Mercer	W	8-1
4/3/92	Georgia Tech	W	9-6
4/4/92	Georgia Tech	W	3-2
4/5/92	Georgia Tech	L	3-10
4/8/92	Florida	W	4-0
4/10/92	Miami	L	6-10
4/11/92	Miami	L	3-6
4/12/92	Miami	L	5-6
4/15/92	Florida	L	1-3
4/17/92	at Wake Forest	W	9-3
4/18/92	at Wake Forest	W	9-4
4/19/92	at Wake Forest	W	11-1
4/24/92	at Miami	L	3-7
4/25/92	at Miami	L	4-5
4/26/92	at Miami	W	3-2
5/1/92	Maryland	W	12-4
5/2/92	Maryland	W	15-3
5/3/92	Maryland	W	18-5
5/5/92	at Florida	W	4-1
5/10/92	vs. Wake Forest ⁵	W	6-1
5/11/92	vs. Clemson ⁵	L	2-5
5/12/92	vs. North Carolina ⁵	W	7-3
5/12/92	vs. NC State ⁵	W	1-0
5/13/92	vs. Clemson ⁵	L	0-11
5/15/92	Georgia State	W	36-7
5/16/92	Georgia State	W	17-4
5/21/92	Western Carolina ¹	L	0-1
5/22/92	Stetson ¹	W	2-0
5/23/92	Kent State ⁴	W	4-2
5/23/92	Stanford ¹	W	9-4
5/24/92	Western Carolina ¹	W	4-3
5/24/92	Western Carolina ¹	W	18-3
5/29/92	vs. Cal State Fullerton ³	L	2-7
5/31/92	vs. California ³	W	5-4
6/2/92	vs. Cal State Fullerton ³	L	0-6

1993 46-19 (17-11 ACC)

2/13/93	Winthrop	W	7-2
2/14/93	Winthrop	W	8-5
2/16/93	Appalachian State	W	8-3
2/17/93	Appalachian State	W	3-1
2/19/93	College of Charleston	W	7-6
2/20/93	College of Charleston	W	19-0

2/21/93	College of Charleston	W	17-2
2/26/93	Cal State Fullerton	W	3-2
2/27/93	Cal State Fullerton	L	2-6
2/28/93	Cal State Fullerton	L	6-13
3/4/93	Florida	W	2-0
3/5/93	Florida	W	9-3
3/6/93	at Florida	W	4-2
3/7/93	at Florida	W	8-4
3/10/93	vs. UCF	W	7-5 (12)
3/11/93	vs. Purdue	L	1-11
3/12/93	North Carolina	W	6-3
3/14/93	North Carolina	W	4-3 (10)
3/16/93	Virginia	W	10-5
3/17/93	Virginia	W	11-0
3/18/93	Virginia	W	8-1
3/19/93	Northern Iowa	W	6-0
3/20/93	Northern Iowa	W	7-4
3/21/93	Northern Iowa	W	5-2
3/22/93	at Duke	L	0-3
3/23/93	at Duke	W	8-5
3/24/93	at Duke	W	3-1
3/26/93	at NC State	L	0-8
3/27/93	at NC State	W	5-1
3/28/93	at NC State	L	1-4
3/31/93	Mercer	W	11-2
4/2/93	at Georgia Tech	L	3-10
4/3/93	at Georgia Tech	W	17-3
4/4/93	at Georgia Tech	W	5-1
4/7/93	Mercer	W	14-1
4/9/93	Miami	W	7-0
4/10/93	Miami	W	8-1
4/11/93	Miami	W	6-2
4/16/93	Wake Forest	L	1-4
4/17/93	Wake Forest	W	6-0
4/18/93	Wake Forest	L	2-7
4/20/93	Mercer	W	9-0
4/21/93	Jacksonville	W	13-3
4/23/93	at Miami	W	1-0
4/24/93	at Miami	L	3-4 (12)
4/25/93	at Miami	L	13-14 (10)
5/1/93	at Maryland	W	10-4
5/2/93	at Maryland	L	2-5
5/3/93	at Maryland	W	13-5
5/5/93	Jacksonville	W	6-1
5/7/93	Clemson	L	6-7
5/8/93	Clemson	W	4-3
5/9/93	Clemson	L	1-5
5/12/93	at Jacksonville	L	3-4
5/16/93	vs. Clemson ⁵	L	1-6
5/17/93	vs. Virginia ⁵	W	11-2
5/18/93	vs. Georgia Tech ⁵	W	5-2
5/18/93	vs. Clemson ⁵	W	7-5
5/19/93	vs. NC State ⁵	L	1-5
5/21/93	Georgia State	W	23-1
5/22/93	Georgia State	W	12-4
5/27/93	USF ¹	W	4-2
5/28/93	Notre Dame ⁴	W	7-3
5/29/93	Long Beach State ¹	L	1-4
5/29/93	Notre Dame ⁴	L	3-4

1994 53-22 (14-9 ACC)

2/3/94	at Hawaii	W	11-3
2/4/94	at Hawaii	L	1-6
2/4/94	at Hawaii	W	6-4
2/6/94	at Hawaii	W	9-3
2/7/94	at Hawaii-Hilo	L	2-4 (7)
2/8/94	at Hawaii-Hilo	W	7-1
2/8/94	at Hawaii-Hilo	W	5-1
2/11/94	Arizona State	W	9-7
2/12/94	Arizona State	W	13-2
2/13/94	Arizona State	W	9-8 (8)

2/18/94	Minnesota	W	15-10
2/19/94	Minnesota	W	9-2
2/20/94	Minnesota	W	12-4
2/25/94	Coastal Carolina	W	4-0
2/26/94	Coastal Carolina	W	17-2
2/27/94	Coastal Carolina	W	4-1
3/3/94	at Florida	L	0-4
3/4/94	at Florida	W	10-5
3/5/94	Florida	W	7-2
3/6/94	Florida	L	5-12
3/8/94	College of Charleston	L	0-3
3/9/94	College of Charleston	W	4-0
3/10/94	College of Charleston	W	7-0
3/12/94	Southeast Missouri State	W	15-3
3/13/94	Southeast Missouri State	W	13-3
3/15/94	UNC-Asheville	W	3-0
3/16/94	UNC-Asheville	W	11-2
3/17/94	Maryland	W	5-2
3/18/94	Maryland	W	6-0
3/19/94	Maryland	L	4-6
3/22/94	at Wake Forest	W	12-2
3/23/94	at Wake Forest	W	15-4
3/24/94	at Wake Forest	W	17-4
3/25/94	at North Carolina	L	2-3
3/26/94	at North Carolina	W	9-5
4/1/94	NC State	W	3-2 (10)
4/2/94	NC State	W	2-1
4/3/94	NC State	W	8-7
4/6/94	Jacksonville	W	6-1 (8)
4/8/94	Miami	W	6-3
4/9/94	Miami	L	2-5
4/10/94	Miami	L	1-2
4/12/94	Mercer	W	11-0 (8)
4/13/94	Mercer	W	5-4
4/15/94	at Miami	W	6-1
4/16/94	at Miami	L	0-8
4/17/94	at Miami	W	7-2
4/20/94	at Jacksonville	L	0-3
4/23/94	Furman	W	8-0
4/24/94	Furman	W	15-0
4/29/94	Georgia Tech	W	6-4
4/30/94	Georgia Tech	L	2-6
5/1/94	Georgia Tech	L	5-7
5/3/94	Duke	L	1-4
5/4/94	Duke	W	11-7
5/5/94	Duke	L	4-5
5/7/94	at Clemson	L	2-5
5/8/94	at Clemson	L	5-9
5/9/94	at Clemson	W	8-3
5/13/94	at Virginia	L	0-1
5/14/94	at Virginia	W	8-6
5/15/94	at Virginia	W	13-1
5/18/94	vs. NC State ⁵	L	5-6
5/19/94	vs. Maryland ⁵	W	7-1
5/20/94	vs. Wake Forest ⁵	W	18-3
5/21/94	vs. Clemson ⁵	W	10-4
5/21/94	vs. NC State ⁵	W	7-4
5/22/94	vs. Clemson ⁵	L	1-4
5/26/94	Central Michigan ¹	W	8-6
5/27/94	Jacksonville ¹	W	5-1
5/28/94	Jacksonville ¹	W	5-1
5/30/94	BYU ¹	W	7-1
6/3/94	vs. LSU ³	W	6-3
6/5/94	vs. Georgia Tech ³	L	4-12 (10)
6/7/94	vs. Cal State Fullerton ³	L	3-10

1995 53-16 (16-7 ACC)

2/3/95	Florida Atlantic	W	21-4
2/4/95	Florida Atlantic	W	11-7
2/5/95	Florida Atlantic	W	8-4
2/10/95	at Arizona State	W	11-2
2/11/95	at Arizona State	W	14-6
2/12/95	at Arizona State	L	2-8
2/17/95	Coastal Carolina	W	10-2
2/19/95	Coastal Carolina	W	6-0
2/21/95	Winthrop	L	1-2
2/22/95	Winthrop	W	6-0
2/24/95	Wake Forest	W	4-0
2/25/95	Wake Forest	L	3-4
2/26/95	Wake Forest	W	10-1
3/3/95	vs. LSU	L	2-6
3/4/95	at Minnesota	W	4-1 (10)
3/5/95	vs. Michigan	W	17-6
3/9/95	Florida	W	6-3
3/10/95	Florida	W	2-1
3/11/95	at Florida	W	7-0
3/12/95	at Florida	L	3-9
3/13/95	Virginia	W	12-7
3/14/95	Virginia	L	1-2
3/17/95	Michigan	W	4-3
3/18/95	Michigan	W	14-4
3/19/95	Michigan	W	11-2
3/21/95	Mercer	W	17-1
3/22/95	Mercer	W	22-7
3/24/95	at Duke	L	5-14
3/25/95	at Duke	W	9-5
3/26/95	at Duke	W	6-2
3/28/95	College of Charleston	W	11-1
3/29/95	College of Charleston	W	12-1
3/31/95	at NC State	W	6-0
4/1/95	at NC State	W	6-5
4/2/95	at NC State	W	12-3
4/5/95	Jacksonville	W	11-1
4/7/95	Miami	W	9-1
4/8/95	Miami	L	5-6
4/9/95	Miami	W	3-2 (11)
4/14/95	at Miami	W	9-6 (14)
4/15/95	at Miami	W	10-1 (12)
4/16/95	at Miami	L	2-3
4/19/95	at Jacksonville	W	6-3
4/21/95	Clemson	W	5-2
4/22/95	Clemson	W	7-2
4/23/95	Clemson	W	9-8
4/29/95	at Maryland	W	9-1
5/1/95	at Maryland	W	7-1 (10)
5/1/95	at Maryland	W	1-0
5/3/95	at Mercer	W	18-3
5/5/95	at Georgia Tech	L	4-5
5/6/95	at Georgia Tech	L	9-11
5/7/95	at Georgia Tech	W	14-9
5/13/95	North Carolina	L	2-3
5/14/95	North Carolina	W	13-1
5/15/95	North Carolina	L	3-5
5/17/95	vs. Virginia ⁵	W	6-0
5/18/95	vs. NC State ⁵	W	12-6
5/19/95	vs. Clemson ⁵	L	0-11
5/20/95	vs. North Carolina ⁵	W	10-1
5/20/95	vs. Clemson ⁵	W	12-2
5/21/95	vs. Clemson ⁵	W	8-2
5/25/95	Troy ¹	W	18-3
5/26/95	South Alabama ¹	W	7-2
5/27/95	Old Dominion ¹	W	7-2
5/28/95	Ole Miss ¹	W	13-1
6/2/95	vs. Oklahoma ³	W	3-2
6/4/95	vs. Miami ³	L	2-4
6/6/95	vs. USC ³	L	11-16



YEAR-BY-YEAR RESULTS

5/24/03 vs. NC State ⁵	W	17-6	5/29/04 vs. Georgia Tech ⁵	W	8-7	5/19/05 at NC State	W	8-2	5/25/06 vs. North Carolina ⁵	W	7-6
5/25/03 vs. Georgia Tech ⁵	L	7-10	5/30/04 vs. Georgia Tech ⁵	W	17-5	5/20/05 at NC State	L	4-7	5/26/06 vs. Virginia ⁵	W	11-0 (7)
5/30/03 Jacksonville ¹	W	6-0	6/4/04 Bethune-Cookman ¹	W	10-3	5/21/05 at NC State	L	3-8	5/27/06 vs. NC State ⁵	W	7-3
5/31/03 South Alabama ¹	L	6-8	6/5/04 UCF ¹	W	3-2	5/25/05 vs. North Carolina ⁵	W	3-2	5/27/06 vs. NC State ⁵	L	7-8
5/31/03 Rutgers ¹	W	17-7	6/6/04 UCF ¹	L	5-7	5/26/05 vs. Georgia Tech ⁵	L	4-5	6/3/06 vs. Jacksonville ¹	W	18-0
6/1/03 South Alabama ¹	W	13-5	6/6/04 UCF ¹	W	19-3	5/27/05 vs. Wake Forest ⁵	W	7-3	6/3/06 at Georgia ¹	W	6-4
6/1/03 South Alabama ¹	W	12-2	6/11/04 at Arkansas ²	L	5-7	5/28/05 vs. Georgia Tech ⁵	L	2-18 (7)	6/4/06 at Georgia ¹	L	1-7
6/8/03 Texas ²	L	3-8	6/12/04 at Arkansas ²	L	2-4	6/3/05 Army ¹	W	3-2	6/5/06 at Georgia ¹	L	2-3
6/9/03 Texas ²	L	5-6				6/4/05 Auburn ¹	W	4-3			
						6/5/05 Auburn ¹	W	10-4			
						6/10/05 at Florida ²	L	1-8			
						6/11/05 at Florida ²	L	5-8			
2004 45-23 (16-8 ACC)			2005 53-20 (19-11 ACC)						2007 45-13 (21-6 ACC)		
1/31/04 VMI	W	8-7	1/28/05 Charleston Southern	W	2-1				2/2/07 Tennessee	W	9-2
2/2/04 VMI	W	8-1	1/29/05 Charleston Southern	W	9-2				2/3/07 Tennessee	W	4-0
2/6/04 at Arizona State	L	1-2	1/30/05 Charleston Southern	W	11-4				2/4/07 Tennessee	W	19-7
2/7/04 at Arizona State	L	9-10	2/4/05 VMI	W	8-2				2/9/07 UNC-Asheville	W	17-8
2/8/04 at Arizona State	L	6-12	2/5/05 VMI	W	6-5				2/10/07 UNC-Asheville	W	12-6
2/15/04 at Jacksonville	W	14-9	2/6/05 VMI	W	15-0				2/11/07 UNC-Asheville	W	15-1
2/16/04 Jacksonville	W	8-3	2/11/05 Auburn	W	7-3				2/16/07 Hofstra	W	10-1
2/20/04 Oral Roberts	W	8-3	2/12/05 Auburn	W	6-5				2/17/07 Hofstra	W	16-1
2/21/04 Oral Roberts	W	6-4	2/13/05 Auburn	L	2-9				2/18/07 Hofstra	W	11-3
2/22/04 Oral Roberts	W	4-3	2/18/05 St. Joseph's	W	12-1				2/20/07 at Florida	W	14-6
2/27/04 UNC-Asheville	L	1-2	2/19/05 St. Joseph's	W	11-1				2/23/07 Appalachian State	W	6-3
2/28/04 UNC-Asheville	W	8-0	2/20/05 St. Joseph's	W	10-7				2/24/07 Appalachian State	W	10-2
2/29/04 UNC-Asheville	W	4-1	2/22/05 at Stetson	W	5-4				2/25/07 Appalachian State	W	12-8
3/5/04 vs. Nebraska	W	5-3	2/23/05 at Stetson	W	7-6				2/27/07 North Florida	W	16-3
3/6/04 vs. West Virginia	W	11-5	2/25/05 Appalachian State	W	11-2				3/2/07 Siena	W	14-4
3/7/04 at Minnesota	L	1-6	2/26/05 Appalachian State	W	4-1				3/3/07 Siena	W	8-3
3/9/04 Illinois State	W	6-3	3/4/05 at Hawaii-Hilo	W	7-2				3/4/07 Siena	W	22-3
3/10/04 Butler	W	11-2	3/5/05 vs. Hawaii-Hilo	W	6-4 (12)				3/9/07 Indiana	W	6-0
3/12/04 Michigan State	W	5-4	3/6/05 vs. Hawaii-Hilo	W	5-2 (7)				3/10/07 Indiana	W	8-2
3/13/04 Michigan State	W	11-1	3/6/05 vs. Hawaii-Hilo	W	9-1 (7)				3/11/07 Indiana	W	9-0
3/14/04 Michigan State	W	4-0	3/7/05 at Hawaii-Hilo	W	11-5 (8)				3/16/07 Wake Forest	W	7-6 (11)
3/17/04 Jacksonville	W	19-3	3/9/05 at Hawaii Pacific	W	9-1				3/17/07 Wake Forest	W	4-3
3/19/04 Maryland	W	16-6	3/10/05 at Hawaii	L	0-15				3/18/07 Wake Forest	W	11-1
3/20/04 Maryland	W	10-1	3/11/05 at Hawaii	L	6-7				3/21/07 at Jacksonville	L	3-5
3/21/04 Maryland	W	13-6	3/12/05 at Hawaii	L	6-9				3/23/07 Boston College	W	5-1
3/26/04 at North Carolina	L	4-10	3/18/05 Virginia Tech	W	3-1				3/24/07 Boston College	10-3	
3/27/04 at North Carolina	W	10-6	3/19/05 Virginia Tech	W	12-2				3/25/07 Boston College	W	7-0
3/28/04 at North Carolina	L	6-12	3/20/05 Virginia Tech	W	8-1				3/27/07 North Florida	W	6-0
3/31/04 at Florida	L	6-7 (11)	3/23/05 at Jacksonville	W	9-0				3/30/07 at Duke	15-3	
4/2/04 NC State	L	0-11	3/25/05 at Duke	W	5-3				3/31/07 at Duke	L	5-8
4/3/04 NC State	W	7-6	3/26/05 at Duke	W	11-4				4/1/07 at Duke	W	8-5
4/4/04 NC State	W	10-3	3/26/05 at Duke	L	7-8				4/3/07 vs. Florida	L	7-16
4/7/04 at Jacksonville	W	15-4	3/30/05 Florida	L	2-9				4/6/07 at NC State	W	10-4
4/9/04 Miami	W	6-5	4/2/05 Clemson	W	3-1				4/7/07 at NC State	L	6-8
4/10/04 Miami	L	11-17	4/3/05 Clemson	W	5-4				4/8/07 at NC State	W	6-5
4/11/04 Miami	L	0-4	4/3/05 Clemson	L	3-7				4/10/07 Jacksonville	W	7-2
4/16/04 at Miami	L	0-10	4/6/05 Jacksonville	W	11-4				4/13/07 Virginia Tech	14-1	
4/17/04 at Miami	L	3-7	4/8/05 Wake Forest	W	7-5				4/14/07 Virginia Tech	W	4-3
4/18/04 at Miami	W	10-3	4/9/05 Wake Forest	W	4-3				4/15/07 Virginia Tech	W	8-5
4/21/04 Florida	W	16-4	4/10/05 Wake Forest	L	10-13 (12)				4/18/07 Florida	L	4-5
4/23/04 Georgia Tech	L	4-11	4/12/05 at Jacksonville	W	11-4				4/20/07 North Carolina	W	4-2
4/24/04 Georgia Tech	L	2-12	4/15/05 at Georgia Tech	L	4-6				4/21/07 North Carolina	W	5-4
4/25/04 Georgia Tech	L	6-7	4/16/05 at Georgia Tech	L	8-9				4/22/07 North Carolina	L	6-10
5/1/04 at Clemson	W	11-6	4/17/05 at Georgia Tech	L	4-9				4/27/07 at Miami	W	7-6
5/2/04 at Clemson	W	10-1	4/19/05 Florida	W	4-2				4/28/07 at Miami	W	13-8
5/3/04 at Clemson	L	9-18	4/22/05 at Miami	L	3-5				4/29/07 at Miami	L	1-7
5/7/04 at Virginia	W	8-0	4/23/05 at Miami	L	2-5				5/4/07 at Maryland	W	9-3
5/8/04 at Virginia	L	2-15	4/24/05 at Miami	W	13-1				5/5/07 at Maryland	W	20-5
5/9/04 at Virginia	W	4-1	4/29/05 Virginia	W	8-1				5/6/07 at Maryland	W	3-2
5/12/04 at Florida	L	2-3	5/1/05 Virginia	L	2-6				5/11/07 Clemson	W	11-1
5/14/04 Duke	W	14-1	5/1/05 Virginia	W	7-2				5/12/07 Clemson	L	6-7
5/15/04 Duke	W	10-7	5/3/05 at Florida	W	9-4				5/13/07 Clemson	L	6-11
5/16/04 Duke	W	6-3	5/6/05 at Maryland	W	7-2				5/17/07 at Georgia Tech	W	17-2
5/20/04 at Wake Forest	W	11-10	5/7/05 at Maryland	W	8-1				5/18/07 at Georgia Tech	W	10-2
5/21/04 at Wake Forest	W	27-3	5/8/05 at Maryland	W	4-2				5/19/07 at Georgia Tech	W	17-11
5/22/04 at Wake Forest	W	10-6	5/10/05 Stetson	W	9-5				5/23/07 vs. Wake Forest ⁵	W	11-2
5/26/04 vs. NC State	W	6-5	5/11/05 Stetson	W	8-4				5/25/07 vs. Miami ⁵	L	3-9
5/27/04 vs. Duke ⁵	W	6-3	5/13/05 North Carolina	W	9-4				5/26/07 vs. Clemson ⁵	L	1-5
5/28/04 vs. Georgia Tech ⁵	L	4-13	5/14/05 North Carolina	W	6-5				6/1/07 Bethune-Cookman ¹	W	6-2
5/29/04 vs. North Carolina ⁵	W	8-7	5/15/05 North Carolina	W	7-6				6/2/07 Mississippi State ¹	L	0-3
			5/17/05 Jacksonville	W	12-5				6/3/07 Stetson ¹	17-1	



YEAR-BY-YEAR RESULTS

2012	50-17 (24-6 ACC)	2013	47-17 (20-10 ACC)	2014	43-17 (21-9 ACC)	2015	44-21 (17-13 ACC)				
2/17/12	Hofstra	W	9-2	2/15/13	Rhode Island	W	11-5	2/13/15	Oakland	W	7-3
2/18/12	Hofstra	W	10-8	2/16/13	Rhode Island	W	6-2	2/14/15	Oakland	W	15-2
2/19/12	Hofstra	W	13-6	2/17/13	Rhode Island	W	8-6 (10)	2/15/15	Oakland	W	5-1
2/21/12	Jacksonville	W	16-9	2/20/13	Jacksonville	W	9-7	2/18/15	at Jacksonville	L	3-5
2/24/12	Florida International	L	5-8	2/23/13	USF	W	14-3 (8)	2/20/15	at Georgia	W	7-5
2/25/12	Florida International	W	3-1	2/24/13	USF	W	8-0	2/21/15	at Georgia	L	1-4
2/26/12	Florida International	W	2-1	2/24/13	USF	W	5-2	2/21/15	at Georgia	L	5-10
3/2/12	Maine	W	6-0	3/1/13	Villanova	W	23-5	2/24/15	Jacksonville	W	10-7
3/4/12	Maine	W	18-2 (7)	3/2/13	Villanova	W	7-0	2/27/15	UNC-Wilmington	W	4-3
3/4/12	Maine	W	10-0	3/3/13	Villanova	W	2-1	2/28/15	UNC-Wilmington	W	5-3
3/6/12	at UCF	W	7-6	3/5/13	Presbyterian	W	9-2	3/1/15	UNC-Wilmington	W	9-8
3/7/12	at UCF	W	1-0	3/6/13	Presbyterian	W	10-4	3/3/15	USF	W	24-1
3/9/12	at Duke	W	5-3	3/8/13	Boston College	W	4-0	3/4/15	USF	W	7-3
3/10/12	at Duke	W	5-0	3/9/13	Boston College	W	9-4	3/6/15	Boston College	W	7-0
3/11/12	at Duke	W	10-2	3/10/13	Boston College	W	9-1	3/7/15	Boston College	W	3-2
3/13/12	at Florida	L	2-9	3/12/13	at Florida	W	4-1	3/8/15	Boston College	W	8-4
3/17/12	Virginia	W	12-3	3/15/13	at Maryland	L	3-5	3/10/15	UCF	W	11-8
3/18/12	Virginia	W	4-3	3/16/13	at Maryland	W	7-6	3/11/15	UCF	W	15-11
3/19/12	Virginia	W	7-5	3/17/13	at Maryland	W	4-3	3/13/15	Wake Forest	L	1-4
3/20/12	Stetson	W	17-8	3/19/13	Stetson	W	5-3	3/14/15	Wake Forest	W	12-2
3/21/12	Stetson	W	9-1	3/20/13	Stetson	W	14-1	3/15/15	Wake Forest	W	9-6
3/23/12	at Wake Forest	W	5-4 (11)	3/22/13	Georgia Tech	L	0-10	3/17/15	at Florida	L	8-14
3/24/12	at Wake Forest	W	3-2	3/22/13	Georgia Tech	W	11-3	3/20/15	at Virginia	L	4-8
3/25/12	at Wake Forest	L	5-7	3/24/13	Georgia Tech	W	8-6	3/21/15	at Virginia	W	12-10
3/27/12	vs. Florida	L	1-4	3/26/13	vs. Florida	W	2-1	3/22/15	at Virginia	W	13-1
3/30/12	Virginia Tech	W	5-2	3/29/13	at Virginia Tech	L	2-3	3/25/15	Alabama State	W	8-7
3/31/12	Virginia Tech	W	2-1	3/30/13	at Virginia Tech	W	11-10	3/27/15	Virginia Tech	L	3-8
4/1/12	Virginia Tech	W	11-4	3/30/13	at Virginia Tech	L	1-8	3/28/15	Virginia Tech	W	19-9
4/4/12	Florida Gulf Coast	L	1-5	4/2/13	Florida Gulf Coast	W	12-9	3/29/15	Virginia Tech	W	6-5
4/6/12	at Georgia Tech	W	2-1 (10)	4/5/13	at Miami	W	4-2	3/31/15	vs. Florida	W	8-3
4/7/12	at Georgia Tech	W	12-7	4/6/13	at Miami	L	0-6	4/2/15	at NC State	W	3-2
4/8/12	at Georgia Tech	W	8-4	4/7/13	at Miami	W	5-1	4/3/15	at NC State	W	1-0
4/10/12	Florida	L	3-6	4/9/13	Florida	L	3-4	4/4/15	at NC State	L	7-11
4/13/12	at Boston College	W	6-5	4/12/13	Duke	W	16-2	4/7/15	Florida Gulf Coast	W	5-0
4/14/12	at Boston College	W	6-3	4/13/13	Duke	W	8-5	4/8/15	Florida Gulf Coast	L	0-5
4/15/12	at Boston College	L	6-17	4/13/13	Duke	W	8-3	4/10/15	at Notre Dame	L	2-5
4/18/12	North Georgia College	W	6-0	4/16/13	South Alabama	W	2-0	4/11/15	at Notre Dame	L	1-4
4/20/12	Miami	W	11-2	4/20/13	at Virginia	L	2-9	4/12/15	at Notre Dame	L	1-2
4/21/12	Miami	W	6-1	4/20/13	at Virginia	L	0-2	4/14/15	Florida	W	4-3 (12)
4/22/12	Miami	W	8-7 (10)	4/21/13	at Virginia	L	2-5	4/17/15	Pitt	W	15-2
4/27/12	Rhode Island	W	17-6	4/23/13	at Jacksonville	W	9-0	4/18/15	Pitt	W	6-5
4/28/12	Rhode Island	W	2-0	4/26/13	Wake Forest	W	7-3	4/18/15	Pitt	W	10-6
4/29/12	Rhode Island	W	6-5	4/27/13	Wake Forest	W	8-6	4/21/15	Stetson	W	6-1
5/2/12	at Jacksonville	W	3-0	4/28/13	Wake Forest	W	11-2	4/24/15	at Miami	W	8-7 (17)
5/5/12	Maryland	W	10-3	5/3/13	UCF	W	4-2	4/25/15	at Miami	W	15-5
5/6/12	Maryland	W	9-2	5/4/13	UCF	W	6-1	4/26/15	at Miami	L	0-12
5/7/12	Maryland	L	5-8	5/5/13	UCF	W	5-4	5/1/15	Coastal Carolina	W	16-2
5/8/12	at Stetson	W	9-1	5/7/13	at Stetson	W	13-5	5/2/15	Coastal Carolina	W	8-3
5/9/12	at Stetson	L	5-6	5/8/13	at Stetson	W	14-2	5/3/15	Coastal Carolina	L	2-4
5/12/12	at Clemson	L	2-7	5/11/13	at NC State	L	1-3	5/5/15	at Stetson	W	3-1
5/14/12	at Clemson	L	7-9	5/12/13	at NC State	W	12-3	5/8/15	at Louisville	W	13-4
5/14/12	at Clemson	W	9-5	5/13/13	at NC State	W	8-4	5/9/15	at Louisville	L	0-7
5/17/12	NC State	L	5-10	5/16/13	Clemson	L	2-8	5/10/15	at Louisville	L	5-6
5/18/12	NC State	W	3-2	5/17/13	Clemson	W	2-1	5/14/15	Clemson	L	1-4
5/19/12	NC State	W	6-2	5/18/13	Clemson	W	6-1	5/15/15	Clemson	L	0-7
5/23/12	vs. Georgia Tech ⁵	L	4-5	5/20/13	at North Carolina	L	3-4	5/16/15	Clemson	L	6-9
5/25/12	vs. Clemson ⁵	L	7-9	5/22/13	vs. Georgia Tech ⁵	L	3-4	5/20/15	vs. Clemson ⁵	W	3-1
5/26/12	vs. Virginia ⁵	L	0-7	5/23/13	vs. Virginia Tech ⁵	L	2-3	5/21/15	vs. North Carolina ⁵	W	8-4
6/1/12	UAB ¹	W	2-1	5/25/13	vs. Virginia ⁵	L	4-7 (12)	5/23/15	vs. Louisville ⁵	W	6-0
6/2/12	Samford ¹	W	8-1	5/31/13	Savannah State ¹	W	10-0	5/24/15	vs. NC State ⁵	W	6-2
6/3/12	Samford ¹	W	5-2	6/1/13	Troy ¹	W	11-0	5/29/15	Mercer ¹	W	5-4 (10)
6/8/12	Stanford ²	W	17-1	6/2/13	Troy ¹	W	11-4	5/30/15	College of Charleston ¹	W	3-2
6/10/12	Stanford ²	W	18-7	6/8/13	Indiana ²	L	9-10	6/1/15	College of Charleston ¹	W	8-1
6/15/12	vs. Arizona ³	L	3-4 (12)	6/9/13	Indiana ²	L	6-11	6/5/15	at Florida ²	L	5-13
6/17/12	vs. Stony Brook ³	W	12-2					6/6/15	at Florida ²	L	4-11
6/19/12	vs. UCLA ³	W	4-1								
6/21/12	vs. Arizona ³	L	3-10								



YEAR-BY-YEAR RESULTS

2016	41-22 (16-10 ACC)	2017	46-23 (14-14 ACC)	2018	43-19 (16-13 ACC)	2019	42-23 (17-13 ACC)
2/19/16	Rhode Island W 19-1	2/17/17	VCU L 0-3	2/16/18	Xavier W 11-1	2/15/19	Maine W 11-0
2/20/16	Rhode Island W 8-1	2/18/17	VCU W 12-3	2/17/18	Xavier W 7-2	2/16/19	Maine W 16-3
2/21/16	Rhode Island W 23-4	2/19/17	VCU W 11-3	2/18/18	Xavier W 5-1	2/16/19	Maine W 6-5 (7)
2/26/16	College of Charleston L 1-2	2/21/17	USF L 2-4	2/20/18	USF W 5-2	2/17/19	Maine W 9-1
2/27/16	College of Charleston W 8-3	2/24/17	Samford W 16-3	2/23/18	Troy W 7-3	2/22/19	Youngstown State W 4-2
2/28/16	College of Charleston W 11-2	2/25/17	Samford W 8-0	2/24/18	Troy W 6-5	2/23/19	Youngstown State W 24-2
3/1/16	Jacksonville L 3-7	2/26/17	Samford W 13-4	2/25/18	Troy W 9-4	2/23/19	Youngstown State W 7-4
3/2/16	Villanova W 11-10 (14)	2/28/17	at Jacksonville W 6-5	2/27/18	at Jacksonville W 4-0	3/1/19	Mercer W 9-5
3/4/16	St. John's W 16-4	3/3/17	Oakland W 18-10	3/2/18	UNC-Asheville W 9-2	3/2/19	Mercer W 12-1
3/5/16	St. John's W 9-2	3/4/17	Oakland W 12-1	3/3/18	UNC-Asheville W 4-3	3/3/19	Mercer W 5-1
3/6/16	St. John's L 1-5	3/5/17	Oakland W 14-6	3/4/18	UNC-Asheville W 4-2	3/6/19	North Florida W 4-3
3/8/16	at USF W 12-4	3/7/17	at UCF W 5-2	3/5/18	Kansas W 10-5	3/8/19	Virginia Tech W 9-8 (10)
3/9/16	Toledo W 3-2	3/8/17	at UCF W 5-0	3/6/18	Kansas W 12-7	3/9/19	Virginia Tech L 0-6
3/11/16	Georgia Tech W 8-2	3/10/17	Boston College L 5-8	3/9/18	at Wake Forest W 7-3	3/9/19	Virginia Tech W 5-2
3/12/16	Georgia Tech W 14-9	3/11/17	Boston College W 11-1	3/10/18	at Wake Forest L 3-4	3/12/19	at Florida L 7-20
3/13/16	Georgia Tech W 8-3	3/11/17	Boston College W 13-0	3/10/18	at Wake Forest L 1-8	3/15/19	at NC State L 0-16
3/15/16	at Florida L 0-6	3/14/17	at Florida L 0-1	3/13/18	at Florida L 6-12	3/16/19	at NC State L 8-9
3/18/16	at Pitt W 17-4	3/15/17	at Florida Gulf Coast L 2-5	3/16/18	Notre Dame L 7-8	3/17/19	at NC State W 7-5
3/19/16	at Pitt W 10-2	3/17/17	at Virginia Tech W 9-2	3/17/18	Notre Dame W 6-4	3/19/19	UCF L 7-9
3/20/16	at Pitt L 2-5	3/18/17	at Virginia Tech L 12-13	3/18/18	Notre Dame W 7-5	3/20/19	Florida International W 9-6
3/22/16	UCF W 7-2	3/19/17	at Virginia Tech L 0-17	3/20/18	UCF W 6-4	3/23/19	at Notre Dame W 7-1
3/23/16	UCF W 5-4 (11)	3/21/17	Jacksonville W 10-9	3/21/18	UCF W 13-3	3/23/19	at Notre Dame L 3-12
3/25/16	NC State W 8-5	3/24/17	at Notre Dame W 8-2	3/23/18	at North Carolina L 8-16	3/24/19	at Notre Dame W 3-1 (10)
3/29/16	vs. Florida L 2-3	3/24/17	at Notre Dame W 8-3 (13)	3/23/18	at North Carolina W 6-3 (10)	3/26/19	vs. Florida L 2-4
4/1/16	at Boston College W 3-0	3/25/17	at Notre Dame W 5-1	3/25/18	at North Carolina W 9-4	3/29/19	Boston College L 7-10
4/5/16	Texas Tech W 10-1	3/28/17	vs. Florida L 1-4	3/27/18	vs. Florida L 0-1	3/30/19	Boston College W 4-3
4/6/16	Texas Tech L 4-8	3/31/17	North Carolina L 1-3	3/29/18	Louisville W 9-4	3/31/19	Boston College L 0-8
4/8/16	Louisville W 12-7	4/1/17	North Carolina L 2-5 (11)	3/30/18	Louisville W 8-7	4/2/19	Jacksonville L 2-3 (11)
4/9/16	Louisville L 1-7	4/2/17	North Carolina L 7-9	3/31/18	Louisville L 1-6	4/5/19	at Miami L 0-11
4/10/16	Louisville W 16-5	4/4/17	Florida Gulf Coast W 7-6	4/4/18	Jacksonville W 6-2	4/6/19	at Miami L 0-4
4/12/16	Florida L 2-8	4/5/17	Florida Gulf Coast W 3-2 (5)	4/6/18	at Georgia Tech W 10-2	4/7/19	at Miami W 6-5
4/15/16	at Wake Forest L 0-9	4/7/17	at NC State W 16-7	4/7/18	at Georgia Tech L 1-2	4/9/19	Florida L 1-3
4/16/16	at Wake Forest W 13-8	4/8/17	at NC State L 3-4	4/8/18	at Georgia Tech L 3-16	4/12/19	Clemson W 6-2
4/17/16	at Wake Forest L 2-4	4/9/17	at NC State L 4-8	4/10/18	Florida L 3-6	4/13/19	Clemson W 16-2
4/19/16	Stetson W 8-5	4/11/17	Florida L 7-10	4/13/18	Duke L 1-7	4/14/19	Clemson W 6-4
4/20/16	Stetson W 8-6	4/15/17	Clemson L 10-12	4/14/18	Duke L 5-6 (11)	4/18/19	at Virginia W 14-2
4/22/16	Notre Dame W 12-2	4/16/17	Clemson W 7-3	4/17/18	Stetson W 4-0	4/20/19	at Virginia W 5-3
4/23/16	Notre Dame W 7-6 (16)	4/17/17	Clemson W 7-6	4/18/18	Stetson W 18-10	4/20/19	at Virginia L 3-13
4/24/16	Notre Dame W 11-6	4/19/17	Stetson W 7-3	4/20/18	at Boston College W 13-12 (11)	4/23/19	Stetson W 9-8
4/30/16	at Clemson L 3-10	4/21/17	at Miami W 6-3	4/21/18	at Boston College W 13-7	4/24/19	Stetson W 10-4
5/1/16	at Clemson W 11-2	4/22/17	at Miami L 4-5 (10)	4/22/18	at Boston College W 6-1	4/26/19	Wake Forest W 13-2
5/2/16	at Clemson L 3-7	4/25/17	at Stetson W 11-5	4/24/18	at Stetson L 3-5	4/27/19	Wake Forest W 9-5
5/6/16	Bowling Green State W 6-1	4/28/17	Virginia W 6-4	4/27/18	Miami W 2-0	4/28/19	Wake Forest L 12-16
5/7/16	Bowling Green State W 10-0	4/29/17	Virginia L 0-8	4/28/18	Miami W 10-1	5/3/19	Pitt L 0-10
5/8/16	Bowling Green State W 6-1	4/30/17	Virginia L 5-7	4/29/18	Miami L 5-11	5/4/19	Pitt W 15-6
5/10/16	at Jacksonville L 2-6	5/5/17	Pacific W 9-8	5/5/18	at Clemson W 3-2 (13)	5/5/19	Pitt W 12-6
5/11/16	Florida Gulf Coast L 8-11 (10)	5/6/17	Pacific W 18-5	5/6/18	at Clemson L 7-12	5/7/19	Jacksonville W 3-0 (7)
5/13/16	at Duke L 4-5	5/6/17	Pacific W 5-3	5/7/18	at Clemson L 4-5	5/7/19	Jacksonville L 2-3 (7)
5/14/16	at Duke L 1-3	5/7/17	Pacific W 5-3	5/9/18	Jacksonville W 10-4	5/8/19	at Stetson L 0-1
5/15/16	at Duke W 4-3	5/9/17	Jacksonville W 21-2 (8)	5/11/18	Mount St. Mary's W 12-2	5/10/19	Richmond W 8-2
5/19/16	Miami L 2-4	5/12/17	Wake Forest L 3-4	5/12/18	Mount St. Mary's W 10-0 (7)	5/11/19	Richmond W 11-1
5/21/16	Miami L 5-8	5/13/17	Wake Forest W 4-0	5/12/18	Mount St. Mary's W 8-2 (7)	5/12/19	Richmond W 7-2 (7)
5/21/16	Miami W 3-2 (10)	5/14/17	Wake Forest L 9-10	5/13/18	Mount St. Mary's W 22-0	5/16/19	at Louisville L 1-14
5/25/16	vs. NC State ⁵ W 7-3	5/18/17	at Louisville W 12-9	5/17/18	NC State W 4-3 (11)	5/17/19	at Louisville W 14-3
5/26/16	vs. Georgia Tech ⁵ W 6-1	5/19/17	at Louisville W 8-2	5/18/18	NC State W 6-3 (10)	5/18/19	at Louisville L 0-11
5/28/16	vs. Miami ⁵ W 5-4	5/24/17	vs. Notre Dame ⁵ W 5-3 (12)	5/19/18	NC State L 3-5	5/21/19	vs. Wake Forest ⁵ L 4-7
5/29/16	vs. Clemson ⁵ L 13-18	5/26/17	vs. Louisville ⁵ W 6-2	5/22/18	vs. Virginia ⁵ W 3-2 (11)	5/24/19	vs. NC State ⁵ W 11-0 (7)
6/3/16	Alabama State ¹ W 18-6	5/27/17	vs. Duke ⁵ W 5-1	5/25/18	vs. NC State ⁵ W 5-2	5/31/19	vs. Florida Atlantic ¹ W 13-7
6/4/16	Southern Miss ¹ W 7-2	5/28/17	vs. North Carolina ⁵ W 7-3	5/26/18	vs. Clemson ⁵ W 5-4	6/1/19	at Georgia ¹ W 12-3
6/5/16	South Alabama ¹ W 18-6	6/2/17	Tennessee Tech ¹ L 1-3	5/27/18	vs. Louisville ⁵ W 11-8 (10)	6/2/19	at Georgia ¹ W 10-1
6/11/16	at Florida ² W 3-0	6/3/17	UCF ¹ W 6-1	6/1/18	Samford ¹ L 6-7	6/8/19	at LSU ² W 6-4
6/12/16	at Florida ² L 0-5	6/4/17	Tennessee Tech ¹ W 5-3	6/2/18	Mississippi State ¹ L 2-3	6/9/19	at LSU ² W 5-4 (12)
6/13/16	at Florida ² L 0-7	6/4/17	Auburn ¹ W 8-7 (10)			6/15/19	vs. Arkansas ³ W 1-0
		6/5/17	Auburn ¹ W 6-0			6/17/19	vs. Michigan ³ L 0-2
		6/10/17	Sam Houston State ² W 7-6			6/19/19	vs. Texas Tech ³ L 1-4
		6/11/17	Sam Houston State ² W 19-0				
		6/17/17	vs. LSU ³ L 4-5				
		6/19/17	vs. Cal State Fullerton ³ W 6-4				
		6/21/17	vs. LSU ³ L 4-7				

YEAR-BY-YEAR RESULTS

2020 12-5 (1-2 ACC)

2/14/20	Niagara	L	1-3
2/15/20	Niagara	W	24-4
2/16/20	Niagara	W	11-1
2/18/20	USF	W	7-3
2/21/20	Cincinnati	W	11-4
2/22/20	Cincinnati	W	10-5
2/23/20	Cincinnati	W	10-1
2/28/20	Florida Atlantic	W	5-1
2/29/20	Florida Atlantic	W	18-6
2/29/20	Texas Tech	L	5-6 (11)
3/1/20	Texas Tech	L	3-4
3/3/20	Mercer	W	9-8 (11)
3/6/20	at Duke	L	1-2
3/7/20	at Duke	L	3-4
3/8/20	at Duke	W	10-2
3/10/20	at Florida	W	2-0
3/11/20	Illinois State	W	7-4

*Season canceled due to COVID-19

5/26/21	vs. Duke ⁵	L	1-12
5/28/21	vs. Miami ⁵	W	6-3
6/4/21	vs. Southern Miss ¹	W	5-2
6/5/21	at Ole Miss ¹	L	3-4
6/6/21	vs. Southern Miss ¹	L	4-7

Legend:

- ¹NCAA Regional
- ²NCAA Super Regional
- ³College World Series
- ⁴Metro Conference Tournament
- ⁵Atlantic Coast Conference Tournament

2021 31-24 (20-16 ACC)

2/20/21	North Florida	L	4-7
2/21/21	North Florida	W	14-4
2/21/21	North Florida	W	8-4
2/26/21	Pitt	L	0-1
2/27/21	Pitt	L	2-7
2/28/21	Pitt	L	7-9 (13)
3/5/21	Virginia	W	2-0
3/6/21	Virginia	W	9-4
3/7/21	Virginia	L	1-2
3/12/21	at Virginia Tech	W	6-4
3/13/21	at Virginia Tech	L	0-5
3/14/21	at Virginia Tech	W	14-7
3/16/21	Florida	W	10-2
3/19/21	at Miami	W	13-1
3/20/21	at Miami	W	9-1
3/21/21	at Miami	W	12-0
3/24/21	UCF	W	6-5 (10)
3/26/21	Wake Forest	W	2-1
3/27/21	Wake Forest	L	7-8
3/28/21	Wake Forest	L	10-12
3/31/21	Mercer	W	8-1
4/2/21	North Carolina	L	3-4
4/3/21	North Carolina	W	4-2
4/4/21	North Carolina	W	8-0
4/6/21	Jacksonville	L	7-8
4/9/21	at Louisville	L	3-4 (10)
4/10/21	at Louisville	W	8-5
4/11/21	at Louisville	L	4-11
4/13/21	at Florida	L	2-3 (10)
4/16/21	Boston College	W	10-2
4/17/21	Boston College	W	5-1
4/18/21	Boston College	L	3-5
4/23/21	at Georgia Tech	W	9-0
4/24/21	at Georgia Tech	W	13-10
4/25/21	at Georgia Tech	L	8-9
4/27/21	Stetson	W	9-5
4/30/21	Troy	W	3-2
5/1/21	Troy	L	0-3
5/2/21	Troy	W	4-2
5/7/21	at Notre Dame	W	5-2
5/8/21	at Notre Dame	L	3-5
5/8/21	at Notre Dame	W	7-1
5/11/21	Florida Gulf Coast	L	7-8
5/12/21	Florida Gulf Coast	W	2-1
5/14/21	Clemson	W	8-3
5/15/21	Clemson	L	5-9
5/16/21	Clemson	W	9-6
5/20/21	at NC State	L	4-6
5/21/21	at NC State	L	4-6
5/22/21	at NC State	W	15-11

ATLANTIC COAST CONFERENCE

ACC PITCHER/PLAYER OF THE WEEK

1992	Chris Roberts, P (3); Roger Bailey, P; Nandy Serrano, 3B
1993	Paul Wilson, P (3); Mike Martin, Jr., C; John Wasdin, P
1994	Jonathan Johnson, P; Paul Wilson, P (3)
1995	Mike Bell, P; Charlie Cruz, P; Chuck Howell, P; Jonathan Johnson, P; Doug Mientkiewicz, 1B; David Yocum, P (2)
1996	Zach Diaz, P; J.D. Drew, CF (3); Scooby Morgan, P/DH; Jeremy Morris, LF (2)
1997	Randy Choate, P (2); J.D. Drew, OF (3); Jeremy Morris, OF (2); Randy Niles, P
1998	Chris Chavez, P; Brian Cox, CF (3); Wes Crawford, P; Terry Henderson, DH; Jon McDonald, P; Jeremy Salazar, C; Nick Stocks, P
1999	Chris Chavez, P; Matt Diaz, OF (3); Jeremiah Klosterman, C; Marshall McDougall, 2B (3); Nick Stocks, P
2000	John-Ford Griffin, OF; Jon McDonald, P; Mike Ziegler, P (3); Marshall McDougall, 2B (2)
2001	John-Ford Griffin, OF (2); Ryan Barthelemy, 1B; Karl Jernigan, OF; Blair Varnes, P
2002	Stephen Drew, SS; Matt Lynch, P; Tony Richie, C
2003	Daniel Davidson, P (2); Blake Balkcom, OF; Daniel Hodges, P; Tony McQuade, OF; Tony Richie, C
2004	Gibbs Chapman, INF; Eddy Martinez-Esteve, 3B/OF (2); Stephen Drew, SS
2005	Shane Robinson, OF; Ryne Malone, 1B; Barret Browning, P; Bryan Henry, P; Mark Sauls, P
2006	Bryan Henry, P; Dennis Guinn, 1B; Tyler Chambliss, P; Barret Browning, P
2007	Bryan Henry, P (2); Buster Posey, C; Brandon Reichert, 1B; Danny Rosen, P; Jason Stidham, 3B; Tony Thomas, Jr., 2B (3)
2008	Matt Fairrel, P; Dennis Guinn, 1B (2); Mike McGee, OF; Buster Posey, C; Ryan Strauss, P
2009	Tyler Holt, OF; Stephen Cardullo, SS; Jason Stidham, 2B; Tommy Oravetz, DH
2010	Sherman Johnson, 3B; Stephen Cardullo, SS; Tyler Holt, OF (2)
2011	James Ramsey, OF; Mike McGee, UT (2); Sean Gilmartin, P (3)
2012	James Ramsey, OF; Justin Gonzalez, SS
2013	Marcus Davis, DH; Brandon Leibbrandt, P; Stephen McGee, C; DJ Stewart, OF (2)
2014	Jose Brizuela, 3B; Casey Smit, SS; Luke Weaver, P (2)
2015	Billy Strode, P; DJ Stewart, OF; Chris Marconcini, DH; Boomer Biegalski, P
2016	Quincy Nieporte, 1B; John Sansone, 3B
2017	Tyler Holton, P (5); Dylan Busby, 3B
2018	Jackson Lueck, OF; Steven Wells, OF
2019	Robby Martin, DH; Drew Mendoza, 3B; Conor Grady, P; Drew Parrish, P
2020	Elijah Cabell, OF
2021	Robby Martin, OF; Mat Nelson, C Parker Messick, P

1992	ACC	OVERALL
Clemson	19-5	50-14
Florida State	16-7	49-21
NC State	15-9	46-18
Georgia Tech	14-9	45-19
Duke	12-12	38-16
Wake Forest	11-13	36-22
North Carolina	8-16	31-27
Maryland	7-15	27-28-1
Virginia	3-19	21-30

1993	ACC	OVERALL
Georgia Tech	16-6	47-14
NC State	15-7	49-17
Florida State	14-9	46-19
North Carolina	13-10	43-20
Clemson	11-11	45-20
Duke	11-13	39-19-1
Wake Forest	9-13	31-22
Virginia	7-15	21-30
Maryland	5-17	24-29

1994	ACC	OVERALL
Clemson	20-4	57-18
Georgia Tech	16-8	50-17
Duke	16-8	33-20
Florida State	14-9	53-22
NC State	13-11	46-18-1
North Carolina	10-13	34-21
Wake Forest	10-14	37-20
Maryland	6-18	24-29-1
Virginia	2-22	20-34

1995	ACC	OVERALL
Clemson	20-4	54-14
Florida State	16-7	53-16
Georgia Tech	16-8	38-22
North Carolina	14-10	39-23
Wake Forest	13-11	34-24
NC State	12-12	36-24
Virginia	8-15	26-29
Duke	4-20	30-27
Maryland	4-20	20-37

1996	ACC	OVERALL
Florida State	19-5	52-17
Clemson	17-7	51-17
Georgia Tech	13-11	40-24
NC State	13-11	42-19
Virginia	11-13	44-21
North Carolina	11-13	33-25
Duke	9-14	39-18
Wake Forest	7-16	26-32
Maryland	7-17	24-27

1997	ACC	OVERALL
Georgia Tech	19-4	46-15
Florida State	18-6	50-17
NC State	15-8	43-20
Clemson	13-10	41-23
Wake Forest	10-13	37-20
Virginia	10-13	32-22
Duke	9-14	33-25
North Carolina	6-18	29-31
Maryland	5-19	22-32

1998	ACC	OVERALL
Florida State	18-4	53-20
Georgia Tech	14-9	41-22
Clemson	14-9	43-16
NC State	12-9	41-23
Wake Forest	13-10	43-23
North Carolina	13-10	42-23
Duke	8-15	38-20
Maryland	5-18	26-30-1
Virginia	5-18	28-26-1

1999	ACC	OVERALL
Florida State	22-2	57-14
Wake Forest	16-7	47-16
Clemson	13-10	42-27
North Carolina	13-10	41-18
Georgia Tech	12-12	38-20
NC State	11-13	37-25
Virginia	8-15	21-35
Maryland	6-17	23-33-1
Duke	4-18	24-31

2000	ACC	OVERALL
Georgia Tech	18-6	50-16
Clemson	17-7	51-18
Florida State	15-9	53-19
Wake Forest	14-10	41-20-1
North Carolina	12-12	46-17
NC State	10-14	30-28
Virginia	10-14	26-31-1
Maryland	7-17	24-33
Duke	5-19	17-41

2001	ACC	OVERALL
Florida State	20-4	47-19
Clemson	17-7	41-22
Wake Forest	16-8	44-18
Georgia Tech	13-11	41-20
Duke	10-13	23-33
North Carolina	9-15	31-26
Virginia	9-15	25-31
NC State	9-15	32-29
Maryland	4-19	17-37

2002	ACC	OVERALL
Florida State	18-6	60-14
Wake Forest	17-6	47-13-1
North Carolina	17-7	43-21
Clemson	16-8	54-17
Georgia Tech	14-9	52-16
Virginia	8-16	25-32
NC State	7-17	33-26
Maryland	6-18	34-23
Duke	4-20	24-34

2003	ACC	OVERALL
Florida State	19-5	54-13-1
Georgia Tech	17-7	44-18
NC State	15-9	45-18
Clemson	15-9	39-22
North Carolina	13-11	42-23
Virginia	11-12	29-25
Wake Forest	8-15	29-24
Maryland	6-17	20-33
Duke	2-21	18-36

2004	ACC	OVERALL
Georgia Tech	18-5	44-21
Virginia	18-6	44-15
Florida State	16-8	45-23
North Carolina	14-10	43-21
Clemson	14-10	39-26
NC State	11-12	36-24
Duke	8-16	25-31
Wake Forest	4-20	17-33
Maryland	4-20	22-34

2005	ACC	OVERALL
Georgia Tech	22-8	45-19
Clemson	21-9	43-23
Miami	19-10-1	41-19-1
Florida State	19-11	53-20
North Carolina	17-10-1	41-19-1
NC State	17-13	41-19
Virginia	14-14	41-20
Wake Forest	12-18	28-30
Virginia Tech	7-19	23-28
Maryland	7-23	25-31
Duke	5-25	14-39

2006	ACC	OVERALL
ATLANTIC		
Clemson	24-6	53-16
Florida State	16-13	44-21
NC State	16-13	40-23
Wake Forest	16-13	33-22
Boston College	9-21	28-25-1
Maryland	8-22	26-30

COASTAL	ACC	OVERALL
North Carolina	22-8	54-15
Virginia	21-9	47-15
Georgia Tech	19-11	50-18
Miami	17-13	42-24
Duke	6-24	14-40
Virginia Tech	4-25	20-33

2007	ACC	OVERALL
ATLANTIC		
Florida State	21-6	45-13
Clemson	18-12	41-23
NC State	16-14	38-23
Wake Forest	14-16	34-29
Boston College	12-17	24-27-1
Maryland	7-23	23-30

COASTAL	ACC	OVERALL
North Carolina	21-9	57-16
Virginia	19-9	45-16
Miami	17-13	37-24
Georgia Tech	15-14	32-25
Duke	8-22	29-25
Virginia Tech	7-23	23-31



ATLANTIC COAST CONFERENCE

2008		
ATLANTIC	ACC	OVERALL
Florida State	24-6	54-14
NC State	18-11	42-22
Wake Forest	13-16	25-31
Clemson	11-18-1	31-27-1
Maryland	9-21	30-26
Boston College	9-21	26-27

COASTAL		
Miami	23-5	53-11
North Carolina	22-7	54-14
Georgia Tech	16-14	41-21
Virginia	15-15	39-23
Duke	10-18-1	37-18-1
Virginia Tech	6-24	23-31

2009		
ATLANTIC	ACC	OVERALL
Florida State	19-9	45-18
Clemson	19-11	44-22
Boston College	13-15	34-26
NC State	10-20	25-31
Maryland	10-20	27-27
Wake Forest	6-24	22-30

COASTAL		
North Carolina	19-10	48-18
Georgia Tech	17-10-1	38-19-1
Miami	18-12	38-22
Virginia	16-11-1	49-15-1
Duke	15-15	35-24
Virginia Tech	12-17	32-21

2010		
ATLANTIC	ACC	OVERALL
Florida State	18-12	48-20
Clemson	18-12	45-25
NC State	15-15	38-24
Boston College	14-16	30-28
Wake Forest	8-22	18-37
Maryland	5-25	17-39

COASTAL		
Virginia	23-7	51-14
Georgia Tech	21-9	47-15
Miami	20-10	43-20
Virginia Tech	16-14	40-22
North Carolina	14-16	38-22
Duke	8-22	29-27

2011		
ATLANTIC	ACC	OVERALL
Florida State	19-11	46-19
Clemson	17-13	43-20
NC State	15-15	35-27
Wake Forest	15-15	25-31
Boston College	7-22	17-33
Maryland	5-25	21-35

COASTAL		
Virginia	22-8	56-12
Georgia Tech	22-8	42-21
North Carolina	20-10	51-16
Miami	19-10	38-23
Virginia Tech	11-19	30-25
Duke	7-23	26-30

2012		
ATLANTIC	ACC	OVERALL
Florida State	24-6	50-17
NC State	19-11	43-20
Clemson	16-14	35-28
Wake Forest	13-17	33-24
Maryland	10-20	32-24
Boston College	10-20	22-33

COASTAL		
North Carolina	22-8	46-16
Virginia	18-12	39-19-1
Miami	16-14	36-23
Georgia Tech	12-18	38-26
Virginia Tech	11-19	34-21
Duke	9-21	21-34

2013		
ATLANTIC	ACC	OVERALL
Florida State	20-10	47-17
NC State	19-10	50-16
Clemson	18-12	40-22
Maryland	11-19	30-25
Wake Forest	9-20	28-27
Boston College	4-25	12-40

COASTAL		
North Carolina	21-7	59-12
Virginia	22-8	50-12
Virginia Tech	15-14	40-22
Georgia Tech	15-15	37-27
Miami	14-16	37-25
Duke	9-21	26-29

2014		
ATLANTIC	ACC	OVERALL
Florida State	21-9	43-17
Maryland	15-14	40-23
Clemson	15-14	36-25
Wake Forest	15-15	30-26
NC State	13-17	32-23
Boston College	10-20	22-33
Notre Dame	9-21	22-31

COASTAL		
Miami	24-6	44-19
Virginia	22-8	53-16
Duke	16-14	33-25
North Carolina	15-15	35-27
Georgia Tech	14-16	37-27
Pitt	11-19	22-30
Virginia Tech	9-21	21-31-1

2015		
ATLANTIC	ACC	OVERALL
Florida State	17-13	44-21
Clemson	16-13	32-29
NC State	15-14	36-23
Wake Forest	12-18	27-26
Boston College	10-19	27-27

COASTAL		
Miami	22-8	50-16
Virginia	15-15	42-23
North Carolina	13-16	34-24
Virginia Tech	13-16	27-27
Georgia Tech	13-17	32-23
Duke	10-19	31-22
Pitt	9-21	20-32

2016		
ATLANTIC	ACC	OVERALL
Florida State	16-10	41-22
NC State	15-13	38-22
Clemson	16-14	44-20
Boston College	13-15	35-22
Wake Forest	13-17	35-27
Notre Dame	11-17	27-27

COASTAL		
Miami	21-7	50-14
Virginia	19-11	38-22
Duke	14-15	33-24
Georgia Tech	13-16	38-25
North Carolina	13-17	34-21
Pitt	10-18	25-26
Virginia Tech	6-24	19-36

2017		
ATLANTIC	ACC	OVERALL
Florida State	14-14	46-23
Louisville	23-6	53-12
Wake Forest	19-11	43-19
Clemson	17-13	42-21
NC State	16-14	36-25
Boston College	11-19	25-28
Notre Dame	10-20	26-32

COASTAL		
North Carolina	23-7	49-14
Virginia	18-12	43-16
Miami	16-13	31-27
Duke	12-18	30-28
Georgia Tech	11-19	27-28
Pitt	9-21	23-30
Virginia Tech	9-21	23-32

2018		
ATLANTIC	ACC	OVERALL
Florida State	16-13	43-19
Clemson	22-8	47-16
NC State	19-11	42-18
Louisville	18-12	45-19
Wake Forest	13-17	25-32
Notre Dame	12-18	24-30
Boston College	7-22	17-32

COASTAL		
North Carolina	22-8	44-20
Duke	18-11	45-18
Miami	16-13	28-26
Georgia Tech	14-16	31-27
Virginia	12-18	29-25
Pitt	11-19	29-26
Virginia Tech	8-22	21-33

2019		
ATLANTIC	ACC	OVERALL
Florida State	17-13	42-23
Louisville	21-9	51-18
NC State	18-12	42-19
Clemson	15-15	35-26
Wake Forest	14-16	31-26
Notre Dame	13-17	24-30
Boston College	12-18	31-27

COASTAL		
Georgia Tech	19-11	43-19
Miami	18-12	40-20
North Carolina	17-13	46-19
Duke	15-15	35-27
Virginia	14-16	32-24
Virginia Tech	9-21	26-27
Pitt	8-22	21-34

2020		
ATLANTIC	ACC	OVERALL
Florida State	1-2	12-5
Notre Dame	3-0	11-2
Clemson	3-0	14-3
Louisville	2-1	13-4
NC State	1-2	14-3
Wake Forest	1-2	10-8
Boston College	0-3	6-9

COASTAL		
Miami	3-0	12-4
Virginia	2-1	14-4
Duke	2-1	12-4
Georgia Tech	2-1	11-5
Virginia Tech	1-2	11-5
North Carolina	0-3	12-7
Pitt	0-3	10-6

*Season canceled due to COVID-19

2021		
ATLANTIC	ACC	OVERALL
Florida State	20-16	31-24
Notre Dame	25-10	34-13
NC State	19-14	37-19
Wake Forest	16-16	28-22
Clemson	16-20	25-27
Wake Forest	10-22	20-27
Boston College	10-23	21-28

COASTAL		
Georgia Tech	21-15	31-25
Miami	20-15	33-21
Virginia	18-18	36-27
North Carolina	18-18	28-27
Duke	16-17	33-22
Pitt	16-17	23-20
Virginia Tech	16-20	27-25



CONFERENCE TOURNAMENTS

ALL-TIME CONFERENCE TOURNAMENT RESULTS

METRO CONFERENCE

YR	SITE	CHAMPION	OUTSTANDING PLAYER
1976	Memphis, TN	Memphis State	Ron McNeely, Memphis State
1977	Memphis, TN	Florida State	Terry Kennedy, Florida State
1978	Tallahassee	Memphis State	Terry Pressgrove, Memphis State
1979	Tallahassee	Tulane	Ken Francingues, Tulane
1980	Tallahassee	Florida State	Mike Fuentes, Florida State
1981	Tallahassee	Florida State	Mike Fuentes, Florida State
1982	Tallahassee	Tulane	Eric Lane, Tulane
1983	Tallahassee	Florida State	Danny Dowell, Florida State
1984	Tallahassee	Florida State	Jody Reed, Florida State
1985	Tallahassee	Florida State	Richie Lewis, Florida State
1986	Tallahassee	Florida State	Mike Loynd, Florida State
1987	Columbia, SC	Florida State	Ed Porcelli, Florida State
1988	Tallahassee	Florida State	Edwin Alicea, Florida State
1989	Columbia, SC	Florida State	Sedgwick McCollum, USM
1990	Hattiesburg, MS	Florida State	Allen Bevis, Florida State
1991*	Salem, VA	Florida State	Ty Mueller, Florida State
		Southern Miss	

*Title game rained out. FSU and USM declared co-champions.

ATLANTIC COAST CONFERENCE

YR	SITE	CHAMPION	OUTSTANDING PLAYER
1992	Greenville, SC	Clemson	Matt Donahue, NC State
1993	Greenville, SC	NC State	Jeff Morris, Clemson
1994	Greenville, SC	Clemson	Shane Monahan, Clemson
1995	Greenville, SC	Florida State	Jonathan Johnson, Florida State
1996	Durham, NC	Virginia	Seth Greisinger, Virginia
1997	St. Petersburg, FL	Florida State	Jeremy Morris, Florida State
1998	Durham, NC	Wake Forest	John Hendricks, Wake Forest
1999	Durham, NC	Wake Forest	Andrew Riepe, Wake Forest
2000	Fort Mill, SC	Georgia Tech	Jason Basil, Georgia Tech
2001	Fort Mill, SC	Wake Forest	Dave Bush, Wake Forest
2002	St. Petersburg, FL	Florida State	Stephen Drew, Florida State
2003	Salem, VA	Georgia Tech	Brian Burks, Georgia Tech
2004	Salem, VA	Florida State	Shane Robinson, Florida State
2005	Jacksonville, FL	Georgia Tech	Tyler Greene, Georgia Tech
2006	Jacksonville, FL	Clemson	Tyler Colvin, Clemson
2007	Jacksonville, FL	North Carolina	Josh Horton, North Carolina
2008	Jacksonville, FL	Miami	Dave DiNatale, Miami
2009	Durham, NC	Virginia	Dan Grovatt, Virginia
2010	Greensboro, NC	Florida State	Harold Riggins, NC State
2011	Durham, NC	Virginia	Steven Proscia, Virginia
2012	Greensboro, NC	Georgia Tech	Jake Davies, Georgia Tech
2013	Durham, NC	North Carolina	Cody Stubbs, North Carolina
2014	Greensboro, NC	Georgia Tech	Dusty Isaacs, Georgia Tech
2015	Durham, NC	Florida State	Boomer Biegalski, Florida State
2016	Durham, NC	Clemson	Mike Triller, Clemson
2017	Louisville, KY	Florida State	Jackson Lueck, Florida State
2018	Durham, NC	Florida State	Cal Raleigh, Florida State
2019	Durham, NC	North Carolina	Michael Busch, North Carolina
2021	Charlotte, NC	Duke	Joey Loperfido, Duke

FLORIDA STATE'S ALL-TOURNAMENT MVPs

METRO CONFERENCE

Terry Kennedy	1977
Mike Fuentes	1980, 1981
Danny Dowell	1983
Jody Reed	1984
Richie Lewis	1985
Mike Loynd	1986
Ed Porcelli	1987
Edwin Alicea	1988
Allen Bevis	1990
Ty Mueller	1991

ATLANTIC COAST CONFERENCE

Jonathan Johnson	1995
Jeremy Morris	1997
Stephen Drew	2002
Shane Robinson	2004
Boomer Biegalski	2015
Jackson Lueck	2017
Cal Raleigh	2018

ALL-TOURNAMENT TEAMS

1977

Chip Bifano	OF
Joe Hicks	INF
Terry Kennedy	C
Larry Jones	P

1978

Ron Traylor	OF
Bob Benda	INF
David Mobley	INF
Brooks Carey	P

1979

Mike Fuentes	OF
Bruce Huff	OF
Craig Patterson	INF
Jeff Ledbetter	DH

1980

Mike Fuentes	OF
Lionel Martinez	INF
Rick Figueredo	INF
Ken Fischer	P

1981

Mike Fuentes	OF
Mike Yastrzemski	OF
Joe Licata	OF
Jeff Ledbetter	INF
Lionel Martinez	INF
Don DeLoach	INF
Craig Ramsey	C
Rick Hatcher	P

1982

Jeff Ledbetter	OF
Chris Cawthon	OF
Jamey Shouppe	P

1983

Frank Fazzini	OF
Mike Yastrzemski	OF
Rick Figueredo	INF
Jody Reed	INF
Mark Barineau	INF
Danny Dowell	C
Jeff Gray	P
David Smalley	P

1984

Paul Sorrento	OF
Eric Mangham	OF
Luis Alicea	INF
Jody Reed	INF
Jeff Gray	P
Doug Little	P
Vince Calandra	DH

1985

Frank Fazzini	OF
Paul Sorrento	OF
Vince Calandra	INF
Jimmy Jones	INF
Doug Little	P
Richie Lewis	P

1986

Paul Sorrento	OF
Luis Alicea	INF
Mike Loynd	P

1987

Deion Sanders	OF
Edwin Alicea	INF
Jose Marzan	INF
Barry Blackwell	C
Ed Porcelli	P
Richie Lewis	P

1988

Marc Giordano	OF
Edwin Alicea	INF
Donny Erickson	INF
Barry Blackwell	C
Bret Davis	P

1989

Chris Brock	OF
Brad Parker	OF
Bob Reboin	INF
Rocky Rau	INF
Brian Gilliland	INF

1990

Allen Bevis	INF
Eduardo Perez	INF
Brad Gregory	P
Buddy Cribb, Jr.	DH

1991

Ty Mueller	OF
Link Jarrett	INF
Pedro Grifol	C
Chris Roberts	P

1992

Chris Roberts	DH
---------------	----

1993

Doug Mientkiewicz	1B
Mickey Lopez	3B

1994

Randy Hodges	OF
Scott Zech	OF
Paul Wilson	SP

1995

Doug Mientkiewicz	1B
Mickey Lopez	2B
Jeremy Morris	OF
Adam Faurot	DH
Jonathan Johnson	P

1996

J.D. Drew	OF
Scooby Morgan	P

1997

Jeremy Salazar	C
Scott Zech	2B
J.D. Drew	OF
Jeremy Morris	OF
Chris Chavez	P
Randy Choate	P

1998

Jeremy Salazar	C
Matt Diaz	OF
Brian Cox	OF

1999

John Ford-Griffin	OF
-------------------	----

2000

Marshall McDougall	2B
--------------------	----

2001

Tony Richie	C
John Ford-Griffin	OF

2002

Tony Richie	C
Stephen Drew	SS
Ryan Barthelemy	3B
Matt Lynch	P

2003

Tony Richie	C
Blake Balkcom	OF

2004

Stephen Drew	SS
Shane Robinson	OF
Eddy Martinez-Estev	DH/UT
Mark Sauls	P

2005

Jack Rye	OF
----------	----

2006

Travis Anderson	DH
Danny Diaz	C
Buster Posey	SS

2007

Tony Thomas, Jr.	2B
------------------	----

2008

Buster Posey	C
--------------	---

2009

Jason Stidham	2B
Mike McGee	OF

2010

Tyler Holt	OF
Stephen Cardullo	SS

2011

Rafael Lopez	C
Mike McGee	DH/UT
James Ramsey	OF

2012

Justin Gonzalez	SS
-----------------	----

2013

DJ Stewart	OF
------------	----

2015

Boomer Biegalski	P
Ben DeLuzio	OF
Chris Marconcini	DH

2016

Dylan Busby	1B
Jackson Lueck	OF

2017

Dylan Busby	3B
Tyler Holton	P
Jackson Lueck	OF
Drew Mendoza	1B

2018

Jackson Lueck	UT/DH
Drew Mendoza	3B
Drew Parrish	P
Cal Raleigh	C

2019

J.C. Flowers	OF
--------------	----



ACC TOURNAMENT RESULTS

1992 - GREENVILLE, SC (3-2)
Sunday, May 10 R H E
 #6 Wake Forest 1 3 2
 #2 Florida State 6 8 0

MONDAY, MAY 11
 #2 Florida State 2 10 0
 #1 Clemson 5 9 0

TUESDAY, MAY 12
 #2 Florida State 7 12 1
 #7 North Carolina 3 8 0

#3 NC State 0 4 1
 #2 Florida State 1 4 0

WEDNESDAY, MAY 13
 #1 Clemson 11 10 0
 #2 Florida State 0 7 3

1993 - GREENVILLE, SC (3-2)
SUNDAY, MAY 16 R H E
 #5 Clemson 6 11 2
 #3 Florida State 1 9 0

MONDAY, MAY 17
 #3 Florida State 11 12 0
 #8 Virginia 2 6 2

TUESDAY, MAY 18
 #1 Georgia Tech 2 8 1
 #3 Florida State 5 8 2

WEDNESDAY, MAY 19
 #3 Florida State 7 9 1
 #5 Clemson 5 13 0

THURSDAY, MAY 20
 #2 NC State 5 9 0
 #3 Florida State 1 10 2

1994 - GREENVILLE, SC (4-2)
WEDNESDAY, MAY 18 R H E
 #5 NC State 6 11 1
 #4 Florida State 5 9 0

THURSDAY, MAY 19
 #4 Florida State 7 15 1
 #8 Maryland 1 5 2

FRIDAY, MAY 20
 #7 Wake Forest 3 7 4
 #4 Florida State 18 22 1

SATURDAY, MAY 21
 #4 Florida State 10 13 1
 #1 Clemson 4 11 3

#5 NC State 4 8 0
 #4 Florida State 7 10 1

SUNDAY, MAY 22 - CHAMPIONSHIP GAME
 #4 Florida State 1 5 0
 #1 Clemson 4 7 2

1995 - GREENVILLE, SC (5-1)
WEDNESDAY, MAY 17 R H E
 #7 Virginia 0 3 2
 #2 Florida State 6 9 0

THURSDAY, MAY 18
 #2 Florida State 12 8 3
 #6 NC State 6 11 1

FRIDAY, MAY 19
 #1 Clemson 11 13 1
 #2 Florida State 0 3 5

SATURDAY, MAY 20
 #2 Florida State 10 12 0
 #4 North Carolina 1 7 2

#2 Florida State 12 14 1
 #1 Clemson 2 4 2

SUNDAY, MAY 21 - CHAMPIONSHIP GAME
 #1 Clemson 2 5 2
 #2 Florida State 8 10 1

1996 - DURHAM, NC (4-2)
WEDNESDAY, MAY 15 R H E
 #8 Wake Forest 4 9 3
 #1 Florida State 8 15 2

THURSDAY, MAY 16
 #1 Florida State 2 6 0
 #5 Virginia 3 7 0

FRIDAY, MAY 17
 #1 Florida State 7 6 1
 #7 Duke 3 14 1

SATURDAY, MAY 18
 #2 Clemson 1 6 2
 #1 Florida State 2 4 0

#5 Virginia 2 8 0
 #1 Florida State 8 13 1

SUNDAY, MAY 19 - CHAMPIONSHIP GAME
 #1 Florida State 1 2 2
 #5 Virginia 12 15 2

1997 - ST. PETERSBURG, FL (5-0)
WEDNESDAY, MAY 14 R H E
 #7 Duke 2 5 1
 #2 Florida State 4 6 5

THURSDAY, MAY 15
 #3 NC State 3 5 2
 #2 Florida State 5 6 1

FRIDAY, MAY 16
 #2 Florida State 8 11 1
 #4 Clemson 4 7 1

SATURDAY, MAY 17
 #2 Florida State 12 17 0
 #7 Duke 2 9 2

CHAMPIONSHIP GAME
 #4 Clemson 0 2 1
 #2 Florida State 10 9 0

1998 - DURHAM, NC (4-2)
WEDNESDAY, MAY 13 R H E
 #9 Virginia 1 5 1
 #1 Florida State 4 12 1

THURSDAY, MAY 14
 #1 Florida State 14 12 2
 #5 Wake Forest 1 7 5

FRIDAY, MAY 15
 #1 Florida State 13 22 2
 #6 North Carolina 11 6 2
 (10 innings)

SATURDAY, MAY 16
 #4 NC State 6 12 2
 #1 Florida State 13 13 1

#1 Florida State 1 4 3
 #5 Wake Forest 2 8 1

SUNDAY, MAY 17 - CHAMPIONSHIP GAME
 #5 Wake Forest 6 13 2
 #1 Florida State 3 6 0

1999 - DURHAM, NC (2-2)
WEDNESDAY, MAY 19 R H E
 #8 Maryland 1 4 1
 #1 Florida State 4 9 1

THURSDAY, MAY 20
 #1 Florida State 7 12 1
 #5 Georgia Tech 3 11 2

FRIDAY, MAY 21
 #2 Wake Forest 4 11 0
 #1 Florida State 0 7 2

SATURDAY, MAY 22
 #3 Clemson 8 10 0
 #1 Florida State 7 9 2

2000 - FORT MILL, SC (2-2)
WEDNESDAY, MAY 17 R H E
 #6 NC State 6 9 2
 #3 Florida State 8 10 4

THURSDAY, MAY 18
 #3 Florida State 4 6 1
 #2 Clemson 8 12 0

FRIDAY, MAY 19
 #3 Florida State 4 8 3
 #5 North Carolina 1 9 0

SATURDAY, MAY 20
 #1 Georgia Tech 10 15 1
 #3 Florida State 3 8 4

2001 - FORT MILL, SC (3-2)
WEDNESDAY, MAY 16 R H E
 #8 NC State 5 8 7
 #1 Florida State 11 7 1

THURSDAY, MAY 17
 #1 Florida State 5 14 4
 #4 Georgia Tech 6 16 0
 (10 innings)

FRIDAY, MAY 18
 #2 Clemson 4 7 0
 #1 Florida State 5 17 1

SATURDAY, MAY 19
 #1 Florida State 15 19 1
 #3 Wake Forest 2 5 2

#8 NC State 8 10 0
 #1 Florida State 4 10 3

2002 - ST. PETERSBURG, FL (5-0)
WEDNESDAY, MAY 22 R H E
 #9 Duke 7 9 0
 #1 Florida State 10 14 0

THURSDAY, MAY 23
 #1 Florida State 9 11 3
 #4 Clemson 4 7 1

FRIDAY, MAY 24
 #1 Florida State 5 9 0
 #2 Wake Forest 2 8 0

SATURDAY, MAY 25
 #5 Georgia Tech 4 6 2
 #1 Florida State 7 9 2

CHAMPIONSHIP GAME
 #4 Clemson 1 8 1
 #1 Florida State 4 10 0

2003 - SALEM, VA (3-2)
THURSDAY, MAY 22 R H E
 #9 Duke 0 6 4
 #1 Florida State 13 14 0

FRIDAY, MAY 23
 #1 Florida State 2 10 2
 #5 North Carolina 3 10 0
 (10 innings)

SATURDAY, MAY 24
 #6 Virginia 0 6 0
 #1 Florida State 2 7 0

#1 Florida State 17 18 2
 #3 NC State 6 8 3

SUNDAY, MAY 25
 #2 Georgia Tech 10 12 2
 #1 Florida State 7 7 2

2004 - SALEM, VA (5-1)
WEDNESDAY, MAY 26 R H E
 #6 NC State 5 12 0
 #3 Florida State 6 11 1

THURSDAY, MAY 27
 #3 Florida State 6 11 2
 #7 Duke 3 9 1

FRIDAY, MAY 28
 #3 Florida State 4 9 3
 #1 Georgia Tech 13 15 1

SATURDAY, MAY 29
 #5 North Carolina 7 12 4
 #3 Florida State 8 15 4
 (11 innings)

#1 Georgia Tech 7 9 2
 #3 Florida State 8 15 4

SUNDAY, MAY 30 - CHAMPIONSHIP GAME
 #3 Florida State 17 20 3
 #1 Georgia Tech 5 9 3

2005 - JACKSONVILLE, FL (2-2)
WEDNESDAY, MAY 25 R H E
 #5 North Carolina 2 9 3
 #4 Florida State 3 9 3
 (12 innings)

THURSDAY, MAY 26
 #4 Florida State 4 9 0
 #1 Georgia Tech 5 10 1

FRIDAY, MAY 27
 #8 Wake Forest 3 10 1
 #4 Florida State 7 6 2

SATURDAY, MAY 28
 #1 Georgia Tech 18 14 0
 #4 Florida State 2 7 4
 (7 innings)

2006 - JACKSONVILLE, FL (3-2)
WEDNESDAY, MAY 24 R H E
 #6 Florida State 2 8 2
 #3 Virginia 6 6 0

THURSDAY, MAY 25
 #2 North Carolina 6 11 0
 #6 Florida State 7 9 0

FRIDAY, MAY 26
 #3 Virginia 0 8 1
 #6 Florida State 11 13 0
 (7 innings)

SATURDAY, MAY 27
 #6 Florida State 7 10 1
 #7 NC State 3 10 1

#7 NC State 8 16 1
 #6 Florida State 7 12 1

2007 - JACKSONVILLE, FL (1-2)
WEDNESDAY, MAY 23 R H E
 #8 Wake Forest 2 7 3
 #1 Florida State 11 14 2

FRIDAY, MAY 25
 #1 Florida State 3 8 1
 #5 Miami 9 11 1

SATURDAY, MAY 26
 #1 Florida State 1 6 1
 #4 Clemson 5 10 1

2008 - JACKSONVILLE, FL (2-1)
WEDNESDAY, MAY 21 R H E
 #7 Wake Forest 3 7 1
 #2 Florida State 8 11 1

FRIDAY, MAY 23
 #2 Florida State 3 9 1
 #6 Virginia 5 11 1

SATURDAY, MAY 24
 #2 Florida State 9 12 0
 #3 North Carolina 6 10 2

ACC TOURNAMENT RESULTS

2009 - DURHAM, NC (2-2)

WEDNESDAY, MAY 20 R H E

#8 Boston College	2	9	1
#1 Florida State	7	7	0

THURSDAY, MAY 21

#1 Florida State	4	6	0
#5 Miami	2	4	2

SATURDAY, MAY 23

#4 Georgia Tech	9	10	0
#1 Florida State	2	10	1

SUNDAY, MAY 24 - CHAMPIONSHIP GAME

#6 Virginia	6	8	0
#1 Florida State	3	9	3

2010 - GREENSBORO, NC (3-1)

WEDNESDAY, MAY 26 R H E

#5 Florida State	3	6	1
#4 Miami	9	7	2

THURSDAY, MAY 27

#5 Florida State	11	14	0
#1 Virginia	4	6	0

FRIDAY, MAY 28

#8 Boston College	2	5	1
#5 Florida State	12	15	1

SUNDAY, MAY 30 - CHAMPIONSHIP GAME

#7 NC State	3	7	1
#5 Florida State	8	12	0

2011 - DURHAM, NC (2-2)

WEDNESDAY, MAY 25 R H E

#7 NC State	7	10	0
#2 Florida State	0	4	2

THURSDAY, MAY 26

#2 Florida State	6	13	0
#6 Clemson	3	10	0

SATURDAY, MAY 28

#3 Georgia Tech	2	7	2
#2 Florida State	4	7	2

SUNDAY, MAY 29 - CHAMPIONSHIP GAME

#2 Florida State	2	8	0
#1 Virginia	7	6	2

2012 - GREENSBORO, NC (0-3)

WEDNESDAY, MAY 23 R H E

#8 Georgia Tech	5	7	1
#1 Florida State	4	7	0

FRIDAY, MAY 25

#1 Florida State	7	11	2
#5 Clemson	9	11	0

SATURDAY, MAY 26

#1 Florida State	0	5	2
#4 Virginia	7	12	0

2013 - DURHAM, NC (0-3)

WEDNESDAY, MAY 22 R H E

#7 Georgia Tech	4	9	0
#2 Florida State	3	6	0

THURSDAY, MAY 23

#2 Florida State	2	7	0
#6 Virginia Tech	3	8	0

SATURDAY, MAY 25 (12 innings)

#2 Florida State	4	8	3
#3 Virginia	7	13	0

2014 - GREENSBORO, NC (2-1)

WEDNESDAY, MAY 21 R H E

#7 North Carolina	1	6	1
#2 Florida State	7	9	1

FRIDAY, MAY 23

#2 Florida State	3	4	3
#6 Maryland	5	7	1

SATURDAY, MAY 24

#3 Virginia	4	8	1
#2 Florida State	6	8	0

2015 - DURHAM, NC (4-0)

WEDNESDAY, MAY 20 R H E

#5 Clemson	1	6	0
#4 Florida State	3	3	2

THURSDAY, MAY 21

#4 Florida State	8	12	1
#8 North Carolina	4	8	1

SATURDAY, MAY 23

#1 Louisville	0	6	1
#4 Florida State	6	7	1

SUNDAY, MAY 24 - CHAMPIONSHIP GAME

#6 NC State	2	5	0
#4 Florida State	6	8	0

2016 - DURHAM, NC (3-1)

WEDNESDAY, MAY 25 R H E

#5 NC State	3	7	0
#4 Florida State	7	8	1

THURSDAY, MAY 26

#4 Florida State	6	10	1
#9 Georgia Tech	1	6	0

SATURDAY, MAY 28

#1 Miami	4	8	0
#4 Florida State	5	11	0

SUNDAY, MAY 29 - CHAMPIONSHIP GAME

#6 Clemson	18	15	1
#4 Florida State	13	11	4

2017 - LOUISVILLE, KY (4-0)

WEDNESDAY, MAY 24 R H E

#12 Notre Dame	3	14	0
#8 Florida State	5	8	0

FRIDAY, MAY 26 (12 innings)

#8 Florida State	6	10	3
#1 Louisville	2	4	0

SATURDAY, MAY 27

#9 Duke	1	5	1
#8 Florida State	5	11	0

SUNDAY, MAY 28 - CHAMPIONSHIP GAME

#8 Florida State	7	9	2
#2 North Carolina	3	7	0

2018 - DURHAM, NC (4-0)

TUESDAY, MAY 22 R H E

#10 Virginia	2	6	1
#6 Florida State	3	9	0

FRIDAY, MAY 25 (11 innings)

#6 Florida State	5	10	3
#3 NC State	2	5	0

SATURDAY, MAY 26

#6 Florida State	5	7	1
#2 Clemson	4	5	0

SUNDAY, MAY 27 - CHAMPIONSHIP GAME (10 innings)

#6 Florida State	11	11	0
#5 Louisville	8	11	3

2019 - DURHAM, NC (1-1)

TUESDAY, MAY 21 R H E

#10 Wake Forest	7	11	2
#6 Florida State	4	6	0

FRIDAY, MAY 24

#6 Florida State	11	16	1
#3 NC State	0	1	1

2021 - CHARLOTTE, NC (1-1)

WEDNESDAY, MAY 26 R H E

#9 Duke	12	13	1
#5 Florida State	1	4	2

FRIDAY, MAY 28

#5 Florida State	6	8	1
#4 Miami	3	8	2

ALL-TIME ACC TOURNAMENT RECORDS (82-42)

Year-by-Year Record

1992: Greenville, S.C.	3-2	2007: Jacksonville, Fla.	1-2
1993: Greenville, S.C.	3-2	2008: Jacksonville, Fla.	2-1
1994: Greenville, S.C.	4-2	2009: Durham, N.C.	2-2
1995: Greenville, S.C.	5-1	2010: Greensboro, N.C.	3-1
1996: Durham, N.C.	4-2	2011: Durham, N.C.	2-2
1997: St. Petersburg, Fla.	5-0	2012: Greensboro, N.C.	0-3
1998: Durham, N.C.	4-2	2013: Durham, N.C.	0-3
1999: Durham, N.C.	2-2	2014: Greensboro, N.C.	2-1
2000: Fort Mill, S.C.	2-2	2015: Durham, N.C.	4-0
2001: Fort Mill, S.C.	3-2	2016: Durham, N.C.	3-1
2002: St. Petersburg, Fla.	5-0	2017: Louisville, Ky.	4-0
2003: Salem, Va.	3-2	2018: Durham, N.C.	4-0
2004: Salem, Va.	5-1	2019: Durham, N.C.	1-1
2005: Jacksonville, Fla.	2-2	2020: Canceled	--
2006: Jacksonville, Fla.	3-2	2021: Charlotte, N.C.	1-1

Record by Location

City, State	Record	Last	Titles
Charlotte, NC	1-1	2021	--
Durham, NC	26-15	2019	'16, '18
Louisville, KY	4-0	2017	'17
Greensboro, NC	5-5	2014	'10
Jacksonville, FL	8-7	2008	--
Salem, VA	8-3	2004	'04
St. Petersburg, FL	10-0	2002	'97, '02
Fort Mill, SC	5-4	2001	--
Greenville, SC	15-7	1995	'95

Record vs. Opponents

Opponent	Record	Last	Champ. Gm.
Boston College	2-0	2010 (W)	--
Clemson	13-10	2018 (W)	3-2
Duke	7-1	2021 (L)	--
Georgia Tech	7-9	2016 (W)	1-0
Louisville	3-0	2018 (W)	1-0
Maryland	2-1	2014 (L)	--
Miami	3-2	2021 (W)	--
NC State	15-5	2019 (W)	2-0
North Carolina	11-1	2017 (W)	1-0
Notre Dame	1-0	2017 (W)	--
Pitt	0-0	--	--
Virginia	9-8	2018 (W)	0-3
Virginia Tech	0-1	2013 (L)	--
Wake Forest	9-4	2019 (L)	0-1

NCAA TOURNAMENT RESULTS

1956 (1-2)

DISTRICT 3 PLAYOFFS - GASTONIA, N.C.			
6/1/56	vs. Duke	W	2-1
6/2/56	vs. Duke	L	2-4
6/2/56	vs. Duke	L	6-7

1957 (3-3)

DISTRICT 3 PLAYOFFS - GASTONIA, N.C.			
5/31/57	vs. Georgia Southern	W	5-3
5/31/57	vs. Duke	W	3-2
6/1/57	vs. Duke	L	6-8
6/3/57	vs. Duke	W	4-1

COLLEGE WORLD SERIES - OMAHA, NEB.

6/8/57	vs. Penn State	L	0-7
6/9/57	vs. Connecticut	L	3-5

1958 (1-2)

DISTRICT 3 PLAYOFFS - GASTONIA, N.C.			
6/5/58	vs. George Washington	W	3-1
6/7/58	vs. Florida	L	1-2
6/7/58	vs. Clemson	L	5-8

1959 (2-2)

DISTRICT 3 PLAYOFFS - GASTONIA, N.C.			
6/4/59	vs. George Washington	W	3-2
6/5/59	vs. Clemson	L	2-24
6/5/59	vs. Georgia Tech	W	16-9
6/6/59	vs. Clemson	L	0-5

1961 (1-2)

DISTRICT 3 PLAYOFFS - GASTONIA, N.C.			
6/1/61	vs. West Virginia	W	3-1
6/1/61	vs. Duke	L	2-7
6/2/61	vs. West Virginia	L	3-4

1962 (6-3)

DISTRICT 3 PLAYOFFS - GASTONIA, N.C.			
5/30/62	vs. Florida	L	0-1
6/1/62	vs. West Virginia	W	6-5
6/2/62	vs. Florida	W	3-1
6/4/62	vs. Wake Forest	W	10-8
6/4/62	vs. Wake Forest	W	3-2

COLLEGE WORLD SERIES - OMAHA, NEB.

6/11/62	vs. Santa Clara	W	5-1
6/12/62	vs. Ithaca	W	5-4
6/13/62	vs. Michigan	L	7-10
6/14/62	vs. Santa Clara	L	6-11

1963 (4-3)

DISTRICT 3 PLAYOFFS - GASTONIA, N.C.			
5/30/63	vs. Auburn	W	4-3
5/30/63	vs. Wake Forest	W	12-4
6/1/63	vs. Wake Forest	L	5-6
6/1/63	vs. Wake Forest	W	11-5

COLLEGE WORLD SERIES - OMAHA, NEB.

6/10/63	vs. Western Michigan	W	5-2
6/11/63	vs. Arizona	L	3-4 (11)
6/12/63	vs. USC	L	3-4

1965 (5-3)

DISTRICT 3 PLAYOFFS - GASTONIA, N.C.			
5/26/65	vs. Mississippi State	L	3-6
5/27/65	vs. Maryland	W	7-3
5/28/65	vs. Mississippi State	W	6-2
5/29/65	vs. Furman	W	2-1
5/29/65	vs. Furman	W	7-5

COLLEGE WORLD SERIES - OMAHA, NEB.

6/7/65	vs. Ohio State	L	1-2
6/8/65	vs. Texas	W	3-2
6/9/65	vs. St. Louis	L	3-5

1966 (3-2)

DISTRICT 3 PLAYOFFS - GASTONIA, N.C.			
6/2/66	vs. Mississippi State	L	3-4
6/3/66	vs. East Carolina	W	6-3
6/3/66	vs. Mississippi State	W	7-0
6/4/66	vs. North Carolina	W	6-5
6/4/66	vs. North Carolina	L	4-6

1967 (1-2)

DISTRICT 3 PLAYOFFS - GASTONIA, N.C.			
6/2/67	vs. Clemson	W	5-3
6/3/67	vs. Auburn	L	3-13
6/3/67	vs. Clemson	L	4-6

1968 (3-2)

DISTRICT 3 PLAYOFFS - GASTONIA, N.C.			
5/30/68	vs. East Carolina	L	1-2
5/31/68	vs. Alabama	W	6-1
6/1/68	vs. East Carolina	W	3-2
6/1/68	vs. NC State	W	15-12
6/3/68	vs. NC State	L	1-4

1970 (7-2)

DISTRICT 3 PLAYOFFS - GASTONIA, N.C.			
5/28/70	vs. East Carolina	W	2-0
5/29/70	vs. Maryland	W	10-1
5/30/70	vs. Mississippi State	W	5-4

COLLEGE WORLD SERIES - OMAHA, NEB.

6/13/70	vs. Arizona	W	4-0
6/14/70	vs. Dartmouth	W	6-0
6/15/70	vs. Texas	L	1-5
6/16/70	vs. Ohio	W	2-0
6/17/70	vs. Texas	W	11-2
6/18/70	vs. USC	L	1-2 (15)

1972 (1-2)

DISTRICT 3 PLAYOFFS - GASTONIA, N.C.			
6/1/72	vs. South Alabama	L	5-6
6/2/72	vs. Richmond	W	10-5
6/3/72	vs. Ole Miss	L	3-8

1975 (3-2)

NCAA REGIONAL - STARKVILLE, MISS.			
5/23/75	vs. Miami	W	1-0
5/24/75	vs. LSU	W	4-2
5/25/75	vs. Miami	W	6-5

COLLEGE WORLD SERIES - OMAHA, NEB.

6/7/75	vs. Eastern Michigan	L	1-2
6/8/75	vs. Seton Hall	L	0-11

1976 (1-2)

NCAA REGIONAL - TALLAHASSEE, FLA.			
5/21/76	Jacksonville	W	6-1
5/24/76	Auburn	L	1-2
5/24/76	Jacksonville	L	7-9

1978 (0-2)

NCAA REGIONAL - MIAMI, FLA.			
5/19/78	vs. Marshall	L	0-4
5/20/78	at Miami	L	2-7

1979 (0-2)

NCAA REGIONAL - TALLAHASSEE, FLA.			
5/25/79	Florida	L	5-9
5/26/79	Delaware	L	6-7

1980 (3-2)

NCAA REGIONAL - TALLAHASSEE, FLA.			
5/22/80	New Orleans	W	10-8
5/24/80	Western Kentucky	W	19-7
5/25/80	Western Kentucky	W	10-5

COLLEGE WORLD SERIES - OMAHA, NEB.

5/30/80	vs. Hawaii	L	6-7
5/31/80	vs. Arizona	L	3-5

1981 (2-2)

NCAA REGIONAL - MIAMI, FLA.			
5/21/81	vs. Florida	W	5-1
5/22/81	vs. Minnesota	W	9-5
5/23/81	at Miami	L	6-14
5/23/81	vs. Florida	L	4-5

1982 (1-2)

NCAA REGIONAL - AUSTIN, TEXAS			
5/28/82	Eastern Michigan	L	2-7
5/29/82	Ohio State	W	8-3
5/30/82	Oklahoma	L	5-6

1983 (1-2)

NCAA REGIONAL - TALLAHASSEE, FLA.			
5/27/83	South Alabama	W	8-2
5/28/83	Alabama	L	5-7
5/29/83	Miami	W	5-10

1984 (0-2)

NCAA REGIONAL - TALLAHASSEE, FLA.			
5/24/84	Stetson	L	7-10
5/25/84	East Carolina	L	4-7

1985 (2-2)

NCAA REGIONAL - TALLAHASSEE, FLA.			
5/23/85	George Mason	W	11-0
5/24/85	Georgia Tech	W	9-1
5/25/85	Arkansas	L	6-7
5/25/85	Georgia Tech	L	3-8

1986 (7-2)

NCAA REGIONAL - TALLAHASSEE, FLA.			
5/22/86	NC State	W	10-6
5/23/86	Texas A&M	W	12-9
5/24/86	USF	W	11-7

COLLEGE WORLD SERIES - OMAHA, NEB.

5/31/86	vs. Indiana State	W	5-3
6/3/86	vs. Miami	W	7-2
6/6/86	vs. Arizona	L	5-9
6/7/86	vs. Oklahoma State	W	6-5
6/8/86	vs. Miami	W	4-3
6/9/86	vs. Arizona	L	2-10

1987 (5-3)

NCAA REGIONAL - TALLAHASSEE, FLA.			
5/21/87	East Carolina	W	10-5
5/22/87	Miami	W	5-2
5/23/87	South Alabama	W	12-3
5/24/87	South Alabama	L	3-6
5/24/87	South Alabama	W	9-2

COLLEGE WORLD SERIES - OMAHA, NEB.

5/29/87	vs. LSU	L	2-6 (10)
5/31/87	vs. Arizona State	W	3-0
6/3/87	vs. Texas	L	4-6 (10)

1988 (2-2)

NCAA REGIONAL - TALLAHASSEE, FLA.			
5/25/88	Stetson	W	10-3
5/27/88	Tulane	W	8-6
5/28/88	Florida	L	3-9
5/29/88	Stetson	L	2-7

1989 (6-2)

NCAA REGIONAL - TALLAHASSEE, FLA.			
5/25/89	Rider	W	13-7
5/26/89	USF	W	8-1
5/27/89	Auburn	W	7-6
5/28/89	Clemson	W	8-1

COLLEGE WORLD SERIES - OMAHA, NEB.

6/2/89	vs. North Carolina	W	4-2
6/4/89	vs. Wichita State	W	4-2
6/7/89	vs. Wichita State	L	4-7
6/8/89	vs. Wichita State	L	9-12

1990 (4-2)

NCAA REGIONAL - STARKVILLE, MISS.			
5/24/90	vs. Lafayette	W	7-2
5/25/90	vs. Central Michigan	W	4-2
5/26/90	at Mississippi State	L	8-11
5/26/90	vs. Illinois	W	6-4
5/27/90	at Mississippi State	W	11-9
5/27/90	at Mississippi State	L	3-4

1991 (4-2)

NCAA REGIONAL - TALLAHASSEE, FLA.			
5/23/91	Coastal Carolina	W	6-0
5/24/91	Florida International	W	6-3
5/25/91	Alabama	W	5-2
5/26/91	Alabama	W	6-5

COLLEGE WORLD SERIES - OMAHA, NEB.

5/31/91	vs. Fresno State	L	3-6
6/2/91	vs. Florida	L	0-5

1992 (6-3)

NCAA REGIONAL - TALLAHASSEE, FLA.			
5/21/92	Western Carolina	L	0-1
5/22/92	Stetson	W	2-0
5/23/92	Kent State	W	4-2
5/23/92	Stanford	W	9-4
5/24/92	Western Carolina	W	4-3
5/24/92	Western Carolina	W	18-3

COLLEGE WORLD SERIES - OMAHA, NEB.

5/29/92	vs. Cal State Fullerton	L	2-7
5/31/92	vs. California	W	5-4
6/2/92	vs. Cal State Fullerton	L	0-6

1993 (2-2)

NCAA REGIONAL - TALLAHASSEE, FLA.			
5/27/93	USF	W	4-2
5/28/93	Notre Dame	W	7-3
5/29/93	Long Beach State	L	1-4
5/29/93	Notre Dame	L	3-4



NCAA TOURNAMENT RESULTS

1994 (5-2)
NCAA REGIONAL - TALLAHASSEE, FLA.
 5/26/94 Central Michigan W 8-6
 5/27/94 Jacksonville W 5-1
 5/28/94 Jacksonville W 5-1
 5/30/94 BYU W 7-1

COLLEGE WORLD SERIES - OMAHA, NEB.
 6/3/94 vs. LSU W 6-3
 6/5/94 vs. Georgia Tech L 4-12 (10)
 6/7/94 vs. Cal State Fullerton L 3-10

1995 (5-2)
NCAA REGIONAL - TALLAHASSEE, FLA.
 5/25/95 Troy W 18-3
 5/26/95 South Alabama W 7-2
 5/27/95 Old Dominion W 7-2
 5/28/95 Ole Miss W 13-1

COLLEGE WORLD SERIES - OMAHA, NEB.
 6/2/95 vs. Oklahoma W 3-2
 6/4/95 vs. Miami L 2-4
 6/6/95 vs. USC L 11-16

1996 (5-2)
NCAA REGIONAL - STANFORD, CALIF.
 5/23/96 vs. Northeastern Illinois W 16-0
 5/24/96 vs. UC Santa Barbara W 10-1
 5/25/96 at Stanford W 5-4
 5/26/96 vs. Cal State Northridge W 9-2

COLLEGE WORLD SERIES - OMAHA, NEB.
 6/1/96 vs. Florida L 2-5
 6/3/96 vs. Wichita State W 8-4
 6/4/96 vs. Florida L 3-6

1997 (4-2)
NCAA REGIONAL - TALLAHASSEE, FLA.
 5/22/97 Marist W 4-2
 5/23/97 UCF W 16-2
 5/24/97 Auburn L 7-8
 5/24/97 USF W 6-5
 5/25/97 Auburn W 9-7
 5/25/97 Auburn L 2-5

1998 (4-2)
NCAA REGIONAL - TALLAHASSEE, FLA.
 5/21/98 Liberty W 10-7
 5/22/98 Delaware W 27-6
 5/23/98 Oklahoma W 23-2
 5/24/98 Auburn W 16-10

COLLEGE WORLD SERIES - OMAHA, NEB.
 5/29/98 vs. Arizona State L 10-11
 5/31/98 vs. Long Beach State L 4-7

1999 (9-2)
NCAA REGIONAL - TALLAHASSEE, FLA.
 5/28/99 The Citadel W 24-6
 5/29/99 Jacksonville W 9-2
 5/30/99 Providence W 14-3

NCAA SUPER REGIONAL - TALLAHASSEE, FLA.
 6/4/99 Auburn W 10-2
 6/5/99 Auburn W 6-3

COLLEGE WORLD SERIES - OMAHA, NEB.
 6/12/99 vs. Texas A&M W 7-3
 6/14/99 vs. Stanford L 6-10
 6/16/99 vs. Cal State Fullerton W 7-2
 6/17/99 vs. Stanford W 8-6
 6/18/99 vs. Stanford W 14-11 (13)
 6/19/99 vs. Miami L 5-6

2000 (8-4)
NCAA REGIONAL - TALLAHASSEE, FLA.
 5/26/00 Bethune-Cookman W 6-3
 5/27/00 UCF L 8-9
 5/27/00 Evansville W 11-2
 5/28/00 UCF W 6-1
 5/28/00 UCF W 8-1

NCAA SUPER REGIONAL - TALLAHASSEE, FLA.
 6/2/00 Miami W 9-2
 6/3/00 Miami L 5-7
 6/4/00 Miami W 6-1

COLLEGE WORLD SERIES - OMAHA, NEB.
 6/10/00 vs. USC L 4-6
 6/12/00 vs. Texas W 6-2
 6/14/00 vs. USC W 3-2
 6/15/00 vs. LSU L 3-6

2001 (4-2)
NCAA REGIONAL - TALLAHASSEE, FLA.
 5/25/01 Bethune-Cookman W 8-1
 5/26/01 Auburn W 10-6
 5/27/01 Auburn W 9-6

NCAA SUPER REGIONAL - ATHENS, GA.
 6/2/01 at Georgia L 7-8
 6/3/01 at Georgia W 11-6
 6/4/01 at Georgia L 3-8

2002 (4-2)
NCAA REGIONAL - TALLAHASSEE, FLA.
 5/31/02 Stetson W 11-8
 6/1/02 UCF W 7-3
 6/2/02 USF W 13-6

NCAA SUPER REGIONAL - TALLAHASSEE, FLA.
 6/7/02 Notre Dame L 4-10
 6/9/02 Notre Dame W 12-5
 6/10/02 Notre Dame L 1-3

2003 (4-3)
NCAA REGIONAL - TALLAHASSEE, FLA.
 5/30/03 Jacksonville W 6-0
 5/31/03 South Alabama L 6-8
 5/31/03 Rutgers W 17-7
 6/1/03 South Alabama W 13-5
 6/1/03 South Alabama W 12-2

NCAA SUPER REGIONAL - TALLAHASSEE, FLA.
 6/8/03 Texas L 3-8
 6/9/03 Texas L 5-6

2004 (3-3)
NCAA REGIONAL - TALLAHASSEE, FLA.
 6/4/04 Bethune-Cookman W 10-3
 6/5/04 UCF W 3-2
 6/6/04 UCF L 5-7
 6/6/04 UCF W 19-3

NCAA SUPER REGIONAL - FAYETTEVILLE, ARK.
 6/11/04 at Arkansas L 5-7
 6/12/04 at Arkansas L 2-4

2005 (3-2)
NCAA REGIONAL - TALLAHASSEE, FLA.
 6/3/05 Army W 3-2
 6/4/05 Auburn W 4-3
 6/5/05 Auburn W 10-4

NCAA SUPER REGIONAL - GAINESVILLE, FLA.
 6/10/05 at Florida L 1-8
 6/11/05 at Florida L 5-8

2006 (2-2)
NCAA REGIONAL - ATHENS, GA.
 6/3/06 vs. Jacksonville W 18-0
 6/3/06 at Georgia W 6-4
 6/4/06 at Georgia L 1-7
 6/5/06 at Georgia L 2-3

2007 (1-2)
NCAA REGIONAL - TALLAHASSEE, FLA.
 6/1/07 Bethune-Cookman W 6-2
 6/2/07 Mississippi State L 0-3
 6/3/07 Stetson W 17-1
 6/3/07 Mississippi State L 4-9

2008 (6-4)
NCAA REGIONAL - TALLAHASSEE, FLA.
 5/30/08 Bucknell L 0-7
 5/31/08 Florida W 17-11
 6/1/08 Bucknell W 24-9
 6/1/08 Tulane W 17-8
 6/2/08 Tulane W 16-7

NCAA SUPER REGIONAL - TALLAHASSEE, FLA.
 6/6/08 Wichita State L 7-10
 6/7/08 Wichita State W 14-4
 6/8/08 Wichita State W 11-4

COLLEGE WORLD SERIES - OMAHA, NEB.
 6/4/08 vs. Stanford L 5-16
 6/16/08 vs. Miami L 5-7

2009 (3-2)
NCAA REGIONAL - TALLAHASSEE, FLA.
 5/29/09 Marist W 16-4
 5/30/09 Georgia W 8-2
 5/31/09 Ohio State W 37-6

NCAA SUPER REGIONAL - TALLAHASSEE, FLA.
 6/5/09 Arkansas L 2-7
 6/6/09 Arkansas L 8-9

2010 (6-3)
NCAA REGIONAL - NORWICH, CONN.
 6/4/10 vs. Central Conn. State W 11-3
 6/5/10 vs. Oregon W 6-4
 6/6/10 vs. Oregon W 5-3

NCAA SUPER REGIONAL - TALLAHASSEE, FLA.
 6/11/10 Vanderbilt W 9-8
 6/12/10 Vanderbilt L 2-6
 6/13/10 Vanderbilt W 7-6

COLLEGE WORLD SERIES - OMAHA, NEB.
 6/19/10 vs. TCU L 1-8
 6/21/10 vs. Florida W 8-5
 6/23/10 vs. TCU L 7-11

2011 (4-2)
NCAA REGIONAL - TALLAHASSEE, FLA.
 6/3/11 Bethune-Cookman W 6-5
 6/4/11 Alabama W 9-5
 6/6/11 Alabama W 11-1

NCAA SUPER REGIONAL - TALLAHASSEE, FLA.
 6/11/11 Texas A&M L 2-6
 6/12/11 Texas A&M W 23-9
 6/13/11 Texas A&M L 2-11

2012 (7-2)
NCAA REGIONAL - TALLAHASSEE, FLA.
 6/1/12 UAB W 2-1
 6/2/12 Samford W 8-1
 6/3/12 Samford W 5-2

NCAA SUPER REGIONAL - TALLAHASSEE, FLA.
 6/8/12 Stanford W 17-1
 6/10/12 Stanford W 18-7

COLLEGE WORLD SERIES - OMAHA, NEB.
 6/15/12 vs. Arizona L 3-4 (12)
 6/17/12 vs. Stony Brook W 12-2
 6/19/12 vs. UCLA W 4-1
 6/21/12 vs. Arizona L 3-10

2013 (3-2)
NCAA REGIONAL - TALLAHASSEE, FLA.
 5/31/13 Savannah State W 10-0
 6/1/13 Troy W 11-0
 6/2/13 Troy W 11-4

NCAA SUPER REGIONAL - TALLAHASSEE, FLA.
 6/8/13 Indiana L 9-10
 6/9/13 Indiana L 6-11

2014 (0-2)
NCAA REGIONAL - TALLAHASSEE, FLA.
 5/30/14 Georgia Southern L 0-7
 5/31/14 Alabama L 5-6

2015 (3-2)
NCAA REGIONAL - TALLAHASSEE, FLA.
 5/29/15 Mercer W 5-4 (10)
 5/30/15 College of Charleston W 3-2
 6/1/15 College of Charleston W 8-1

NCAA SUPER REGIONAL - GAINESVILLE, FLA.
 6/5/15 at Florida L 5-13
 6/6/15 at Florida L 4-11

2016 (4-2)
NCAA REGIONAL - TALLAHASSEE, FLA.
 6/3/16 Alabama State W 18-6
 6/4/16 Southern Miss W 7-2
 6/5/16 South Alabama W 18-6

NCAA SUPER REGIONAL - GAINESVILLE, FLA.
 6/11/16 at Florida W 3-0
 6/12/16 at Florida L 0-5
 6/13/16 at Florida L 0-7



NCAA TOURNAMENT RESULTS

FSU IN THE NCAA TOURNAMENT		
All-Time Record	198-130	Regionals: 150-61 // Super Regionals: 18-23 // CWS: 30-46
Appearances	58	First Appearance: 1956 // Last Appearance: 2021
Consecutive Apps	43 (1978-2021), the longest active streak in the country	

FSU IN THE COLLEGE WORLD SERIES		
All-Time CWS Record	30-46	
Appearances	23	
Consecutive Appearances	3 (1994-1996 & 1998-2000)	
Top Finish	Second (1970, 1986, 1999)	
CWS Appearances by Head Coach:		
	Danny Litwhiler: 1957, 1962, 1963	
	Fred Hatfield: 1965	
	Jack Stallings: 1970	
	Woody Woodward: 1975	
	Mike Martin: 1980, 1986, 1987, 1989, 1991, 1992, 1994, 1995, 1996, 1998, 1999, 2000, 2008, 2010, 2012, 2017, 2019	

SEMINOLES ON CWS ALL-TOURNAMENT TEAM			
YEAR	PLAYER	POSITION	CLASS
1963	Woody Woodward	Shortstop	Junior
1970	Gene Ammann*	Pitcher	Junior
1970	John Grubb	Outfielder	Junior
1986	Luis Alicea	Second Baseman	Junior
1986	Bien Figureoa	Shortstop	Senior
1986	Paul Sorrento	Outfielder	Junior
1986	Richie Lewis	Pitcher	Sophomore
1989	Rocky Rau	Second Baseman	Junior
1995	Doug Mientkiewicz	First Baseman	Junior
1995	J.D. Drew	Outfielder	Freshman
1999	Marshall McDougall*	Second Baseman	Junior
1999	Matt Diaz	Outfielder	Sophomore
1999	Jeremiah Klosterman	Catcher	Senior
1999	Sam Scott	Designated Hitter	Junior
1999	Chris Chavez	Pitcher	Senior
2000	Jon McDonald	Pitcher	Junior
2012	Sherman Johnson	Third Baseman	Senior
2012	Devon Travis	Second Baseman	Junior
2017	Drew Mendoza	First Baseman	Freshman
2017	Dylan Busby	Third Baseman	Junior

*College World Series Most Outstanding Player

2017 (7-3)
NCAA REGIONAL - TALLAHASSEE, FLA.
 6/2/17 Tennessee Tech L 1-3
 6/3/17 UCF W 6-1
 6/4/17 Tennessee Tech W 5-3
 6/4/17 Auburn W 8-7 (10)
 6/5/17 Auburn W 6-0

NCAA SUPER REGIONAL - TALLAHASSEE, FLA.
 6/10/17 Sam Houston State W 7-6
 6/11/17 Sam Houston State W 19-0

COLLEGE WORLD SERIES - OMAHA, NEB.
 6/17/17 vs. LSU L 4-5
 6/19/17 vs. Cal State Fullerton W 6-4
 6/21/17 vs. LSU L 4-7

2018 (0-2)
NCAA REGIONAL - TALLAHASSEE, FLA.
 6/1/18 Samford L 6-7
 6/2/18 Mississippi State L 2-3

2019 (6-2)
NCAA REGIONAL - ATHENS, GA.
 5/31/19 vs. Florida Atlantic W 13-7
 6/1/19 at Georgia W 12-3
 6/2/19 at Georgia W 10-1

NCAA SUPER REGIONAL - BATON ROUGE, LA.
 6/8/19 at LSU W 6-4
 6/9/19 at LSU W 5-4 (12)

COLLEGE WORLD SERIES - OMAHA, NEB.
 6/15/19 vs. Arkansas W 1-0
 6/17/19 vs. Michigan L 0-2
 6/19/19 vs. Texas Tech L 1-4

2021 (1-2)
NCAA REGIONAL - OXFORD, MISS.
 6/4/21 vs. Southern Miss W 5-2
 6/5/21 at Ole Miss L 3-4
 6/6/21 vs. Southern Miss L 4-7

ALL-TIME DISTRICT/REGIONAL RESULTS			
6/1/56	vs. Duke	W	2-1
6/2/56	vs. Duke	L	2-4
6/2/56	vs. Duke	L	6-7
5/31/57	vs. Georgia Southern	W	5-3
5/31/57	vs. Duke	W	3-2
6/1/57	vs. Duke	L	6-8
6/3/57	vs. Duke	W	4-1
6/5/58	vs. George Washington	W	3-1
6/7/58	vs. Florida	L	1-2
6/7/58	vs. Clemson	L	5-8
6/4/59	vs. George Washington	W	3-2
6/5/59	vs. Clemson	L	2-24
6/5/59	vs. Georgia Tech	W	16-9
6/6/59	vs. Clemson	L	0-5
6/1/61	vs. West Virginia	W	3-1
6/1/61	vs. Duke	L	2-7
6/2/61	vs. West Virginia	L	3-4
5/30/62	vs. Florida	L	0-1
6/1/62	vs. West Virginia	W	6-5
6/2/62	vs. Florida	W	3-1
6/4/62	vs. Wake Forest	W	10-8
6/4/62	vs. Wake Forest	W	3-2
5/30/63	vs. Auburn	W	4-3
5/30/63	vs. Wake Forest	W	12-4
6/1/63	vs. Wake Forest	L	5-6
6/1/63	vs. Wake Forest	W	11-5
5/26/65	vs. Mississippi State	L	3-6
5/27/65	vs. Maryland	W	7-3
5/28/65	vs. Mississippi State	W	6-2
5/29/65	vs. Furman	W	2-1
5/29/65	vs. Furman	W	7-5
6/2/66	vs. Mississippi State	L	3-4
6/3/66	vs. East Carolina	W	6-3
6/3/66	vs. Mississippi State	W	7-0
6/4/66	vs. North Carolina	W	6-5
6/4/66	vs. North Carolina	L	4-6
6/2/67	vs. Clemson	W	5-3
6/3/67	vs. Auburn	L	3-13
6/3/67	vs. Clemson	L	4-6
5/30/68	vs. East Carolina	L	1-2
5/31/68	vs. Alabama	W	6-1
6/1/68	vs. East Carolina	W	3-2
6/1/68	vs. NC State	W	15-12
6/3/68	vs. NC State	L	1-4
5/28/70	vs. East Carolina	W	2-0
5/29/70	vs. Maryland	W	10-1
5/30/70	vs. Mississippi State	W	5-4
6/1/72	vs. South Alabama	L	5-6
6/2/72	vs. Richmond	W	10-5
6/3/72	vs. Ole Miss	L	3-8
5/23/75	vs. Miami	W	1-0
5/24/75	vs. LSU	W	4-2
5/25/75	vs. Miami	W	6-5
5/21/76	Jacksonville	W	6-1
5/24/76	Auburn	L	1-2
5/24/76	Jacksonville	L	7-9
5/19/78	vs. Marshall	L	0-4
5/20/78	at Miami	L	2-7
5/25/79	Florida	L	5-9
5/26/79	Delaware	L	6-7
5/22/80	New Orleans	W	10-8
5/24/80	Western Kentucky	W	19-7
5/25/80	Western Kentucky	W	10-5
5/21/81	vs. Florida	W	5-1
5/22/81	vs. Minnesota	W	9-5
5/23/81	at Miami	L	6-14
5/23/81	vs. Florida	L	4-5
5/28/82	vs. Eastern Michigan	L	2-7
5/29/82	vs. Ohio State	W	8-3
5/30/82	vs. Oklahoma	L	5-6
5/27/83	South Alabama	W	8-2
5/28/83	Alabama	L	5-7
5/29/83	Miami	L	5-10
5/24/84	Stetson	L	7-10
5/25/84	East Carolina	L	4-7
5/23/85	George Mason	W	11-0
5/24/85	Georgia Tech	W	9-1
5/25/85	Arkansas	L	6-7
5/25/85	Georgia Tech	L	3-8
5/22/86	NC State	W	10-6
5/23/86	Texas A&M	W	12-9
5/24/86	USF	W	11-7
5/21/87	East Carolina	W	10-5
5/22/87	Miami	W	5-2
5/23/87	South Alabama	W	12-3
5/24/87	South Alabama	L	3-6
5/24/87	South Alabama	W	9-2
5/25/88	Stetson	W	10-3
5/27/88	Tulane	W	8-6
5/28/88	Florida	L	3-9
5/29/88	Stetson	L	2-7
5/25/89	Rider	W	13-7
5/26/89	USF	W	8-1
5/27/89	Auburn	W	7-6
5/28/89	Clemson	W	8-1
5/24/90	vs. Lafayette	W	7-2
5/25/90	vs. Central Michigan	W	4-2
5/26/90	at Mississippi State	L	8-11
5/26/90	vs. Illinois	W	6-4
5/27/90	at Mississippi State	W	11-9
5/27/90	at Mississippi State	L	3-4
5/23/91	Coastal Carolina	W	6-0
5/24/91	Florida International	W	6-3
5/25/91	Alabama	W	5-2
5/26/91	Alabama	W	6-5
5/21/92	Western Carolina	L	0-1
5/22/92	Stetson	W	2-0
5/23/92	Kent State	W	4-2
5/23/92	Stanford	W	9-4
5/24/92	Western Carolina	W	4-3
5/24/92	Western Carolina	W	18-3
5/27/93	USF	W	4-2
5/28/93	Notre Dame	W	7-3
5/29/93	Long Beach State	L	1-4
5/29/93	Notre Dame	L	3-4
5/26/94	Central Michigan	W	8-6
5/27/94	Jacksonville	W	5-1
5/28/94	Jacksonville	W	5-1
5/30/94	BYU	W	7-1
5/25/95	Troy	W	18-3
5/26/95	South Alabama	W	7-2
5/27/95	Old Dominion	W	7-2
5/28/95	Ole Miss	W	13-1
5/23/96	vs. Northeastern Illinois	W	16-0
5/24/96	vs. UC Santa Barbara	W	10-1
5/25/96	at Stanford	W	5-4
5/26/96	vs. Cal State Northridge	W	9-2
5/22/97	Marist	W	4-2
5/23/97	UCF	W	16-2
5/24/97	Auburn	L	7-8
5/24/97	USF	W	6-5
5/25/97	Auburn	W	9-7
5/25/97	Auburn	L	2-5
5/21/98	Liberty	W	10-7
5/22/98	Delaware	W	27-6
5/23/98	Oklahoma	W	23-2
5/24/98	Auburn	W	16-10
5/28/99	The Citadel	W	24-6
5/29/99	Jacksonville	W	9-2
5/30/99	Providence	W	14-3
5/26/00	Bethune-Cookman	W	6-3



NCAA TOURNAMENT RESULTS

5/27/00	UCF	L	8-9
5/27/00	Evansville	W	11-2
5/28/00	UCF	W	6-1
5/28/00	UCF	W	8-1
5/25/01	Bethune-Cookman	W	8-1
5/26/01	Auburn	W	10-6
5/27/01	Auburn	W	9-6
5/31/02	Stetson	W	11-8
6/1/02	UCF	W	7-3
6/2/02	USF	W	13-6
5/30/03	Jacksonville	W	6-0
5/31/03	South Alabama	L	6-8
5/31/03	Rutgers	W	17-7
6/1/03	South Alabama	W	13-5
6/1/03	South Alabama	W	12-2
6/4/04	Bethune-Cookman	W	10-3
6/5/04	UCF	W	3-2
6/6/04	UCF	L	5-7
6/6/04	UCF	W	19-3
6/3/05	Army	W	3-2
6/4/05	Auburn	W	4-3
6/5/05	Auburn	W	10-4
6/3/06	vs. Jacksonville	W	18-0
6/3/06	at Georgia	W	6-4
6/4/06	at Georgia	L	1-7
6/5/06	at Georgia	L	2-3
6/1/07	Bethune-Cookman	W	6-2
6/2/07	Mississippi State	L	0-3
6/3/07	Stetson		17-1
6/3/07	Mississippi State	L	4-9
5/30/08	Bucknell	L	0-7
5/31/08	Florida	W	17-11
6/1/08	Bucknell	W	24-9
6/1/08	Tulane	W	17-8
6/2/08	Tulane	W	16-7
5/29/09	Marist	W	16-4
5/30/09	Georgia	W	8-2
5/31/09	Ohio State	W	37-6
6/4/10	vs. Central Conn. State	W	11-3
6/5/10	vs. Oregon	W	6-4
6/6/10	vs. Oregon	W	5-3
6/3/11	Bethune-Cookman	W	6-5
6/4/11	Alabama	W	9-5
6/6/11	Alabama	W	11-1
6/1/12	UAB	W	2-1
6/2/12	Samford	W	8-1
6/3/12	Samford	W	5-2
5/31/13	Savannah State	W	10-0
6/1/13	Troy	W	11-0
6/2/13	Troy	W	11-4
5/30/14	Georgia Southern	L	0-7
5/31/14	Alabama	L	5-6
5/29/15	Mercer	W	5-4 (10)
5/30/15	College of Charleston	W	3-2
6/1/15	College of Charleston	W	8-1
6/3/16	Alabama State	W	18-6
6/4/16	Southern Miss	W	7-2
6/5/16	South Alabama	W	18-6
6/2/17	Tennessee Tech	L	1-3
6/3/17	UCF	W	6-1
6/4/17	Tennessee Tech	W	5-3
6/4/17	Auburn	W	8-7 (10)
6/5/17	Auburn	W	6-0
6/1/18	Samford	L	6-7
6/2/18	Mississippi State	L	2-3
5/31/19	vs. Florida Atlantic	W	13-7
6/1/19	at Georgia	W	12-3
6/2/19	at Georgia	W	10-1
6/4/21	vs. Southern Miss	W	5-2
6/5/21	at Ole Miss	L	3-4
6/6/21	vs. Southern Miss	L	4-7
WL:			150-61

ALL-TIME SUPER REGIONAL RESULTS			
6/4/99	Auburn	W	10-2
6/5/99	Auburn	W	6-3
6/2/00	Miami	W	9-2
6/3/00	Miami	L	5-7
6/4/00	Miami	W	6-1
6/2/01	at Georgia	L	7-8
6/3/01	at Georgia	W	11-6
6/4/01	at Georgia	L	3-8
6/7/02	Notre Dame	L	4-10
6/9/02	Notre Dame	W	12-5
6/10/02	Notre Dame	L	1-3
6/8/03	Texas	L	3-8
6/9/03	Texas	L	5-6
6/11/04	at Arkansas	L	5-7
6/12/04	at Arkansas	L	2-4
6/10/05	at Florida	L	1-8
6/11/05	at Florida	L	5-8
6/6/08	Wichita State	L	7-10
6/7/08	Wichita State	W	14-4
6/8/08	Wichita State	W	11-4
6/5/09	Arkansas	L	2-7
6/6/09	Arkansas	L	8-9
6/11/10	Vanderbilt	W	9-8
6/12/10	Vanderbilt	L	2-6
6/13/10	Vanderbilt	W	7-6
6/11/11	Texas A&M	L	2-6
6/12/11	Texas A&M	W	23-9
6/13/11	Texas A&M	L	2-11
6/8/12	Stanford	W	17-1
6/10/12	Stanford	W	18-7
6/8/13	Indiana	L	9-10
6/9/13	Indiana	L	6-11
6/5/15	at Florida	L	5-13
6/6/15	at Florida	L	4-11
6/11/16	at Florida	W	3-0
6/12/16	at Florida	L	0-5
6/13/16	at Florida	L	0-7
6/10/17	Sam Houston State	W	7-6
6/11/17	Sam Houston State	W	19-0
6/8/19	at LSU	W	6-4
6/9/19	at LSU	W	5-4 (12)
WL:			18-23

COLLEGE WORLD SERIES RESULTS			
6/8/57	vs. Penn State	L	0-7
6/9/57	vs. Connecticut	L	3-5
6/11/62	vs. Santa Clara	W	5-1
6/12/62	vs. Ithaca	W	5-4
6/13/62	vs. Michigan	L	7-10
6/14/62	vs. Santa Clara	L	6-11
6/10/63	vs. Western Michigan	W	5-2
6/11/63	vs. Arizona	L	3-4 (11)
6/12/63	vs. USC	L	3-4
6/7/65	vs. Ohio State	L	1-2
6/8/65	vs. Texas	W	3-2
6/9/65	vs. St. Louis	L	3-5
6/13/70	vs. Arizona	W	4-0
6/14/70	vs. Dartmouth	W	6-0
6/15/70	vs. Texas	L	1-5
6/16/70	vs. Ohio	W	2-0
6/17/70	vs. Texas	W	11-2
6/18/70	vs. USC	L	1-2 (15)
6/7/75	vs. Eastern Michigan	L	1-2
6/8/75	vs. Seton Hall	L	0-11
5/30/80	vs. Hawaii	L	6-7
5/31/80	vs. Arizona	L	3-5
5/31/86	vs. Indiana State	W	5-3
6/3/86	vs. Miami	W	7-2
6/6/86	vs. Arizona	L	5-9
6/7/86	vs. Oklahoma State	W	6-5
6/8/86	vs. Miami	W	4-3
6/9/86	vs. Arizona	L	2-10
5/29/87	vs. LSU	L	2-6 (10)
5/31/87	vs. Arizona State	W	3-0
6/3/87	vs. Texas	L	4-6 (10)
6/2/89	vs. North Carolina	W	4-2
6/4/89	vs. Wichita State	W	4-2
6/7/89	vs. Wichita State	L	4-7
6/8/89	vs. Wichita State	L	9-12
5/31/91	vs. Fresno State	L	3-6
6/2/91	vs. Florida	L	0-5
5/29/92	vs. Cal State Fullerton	L	2-7
5/31/92	vs. California	W	5-4
6/2/92	vs. Cal State Fullerton	L	0-6
6/3/94	vs. LSU	W	6-3

6/5/94	vs. Georgia Tech	L	4-12 (10)
6/7/94	vs. Cal State Fullerton	L	3-10
6/2/95	vs. Oklahoma	W	3-2
6/4/95	vs. Miami	L	2-4
6/6/95	vs. USC	L	11-16
6/1/96	vs. Florida	L	2-5
6/3/96	vs. Wichita State	W	8-4
6/4/96	vs. Florida	L	3-6
5/29/98	vs. Arizona State	L	10-11
5/31/98	vs. Long Beach State	L	4-7
6/12/99	vs. Texas A&M	W	7-3
6/14/99	vs. Stanford	L	6-10
6/16/99	vs. Cal State Fullerton	W	7-2
6/17/99	vs. Stanford	W	8-6
6/18/99	vs. Stanford	W	14-11 (13)
6/19/99	vs. Miami	L	5-6
6/10/00	vs. USC	L	4-6
6/12/00	vs. Texas	W	6-2
6/14/00	vs. USC	W	3-2
6/15/00	vs. LSU	L	3-6
6/14/08	vs. Stanford	L	5-16
6/16/08	vs. Miami	L	5-7
6/19/10	vs. TCU	L	1-8
6/21/10	vs. Florida	W	8-5
6/23/10	vs. TCU	L	7-11
6/15/12	vs. Arizona	L	3-4 (12)
6/17/12	vs. Stony Brook	W	12-2
6/19/12	vs. UCLA	W	4-1
6/21/12	vs. Arizona	L	3-10
6/17/17	vs. LSU	L	4-5
6/19/17	vs. Cal State Fullerton	W	6-4
6/21/17	vs. LSU	L	4-7
6/15/19	vs. Arkansas	W	1-0
6/17/19	vs. Michigan	L	0-2
6/19/19	vs. Texas Tech	L	1-4
WL:			30-46

ALL-TIME POSTSEASON RECORDS

Postseason CWS		Postseason CWS		Postseason CWS		Postseason CWS		Postseason CWS	
Alabama	5-2	Evansville	1-0	Maryland	2-0	Sam Houston St.	2-0	Vanderbilt	2-1
Alabama State	1-0	Florida	5-14 1-3	Mercer	1-0	Samford	2-1	Wake Forest	4-1
Arizona	1-6 1-6	FAU	1-0	Miami	7-7 2-3	Santa Clara	1-1 1-1	W. Virginia	2-1
Arizona State	1-1 1-1	FIU	1-0	Michigan	0-2 0-2	Savannah St.	1-0	W. Carolina	2-1
Arkansas	1-5 1-0	Fresno State	0-1 0-1	Minnesota	1-0	Seton Hall	0-1 0-1	W. Kentucky	2-0
Army	1-0	Furman	2-0	Mississippi State	4-7	South Alabama	7-3	W. Michigan	1-0 1-0
Auburn	12-4	George Mason	1-0	NC State	2-1	Southern Miss	2-1	Wichita State	4-3 2-2
Beth-Cookman	5-0	G. Washington	2-0	NE Illinois	1-0	Stanford	6-2 2-2		
Bucknell	1-1	Georgia	5-4	New Orleans	1-0	Stetson	3-2	Totals	198-130
BYU	1-0	Ga. Southern	1-1	North Carolina	2-1 1-0	Stony Brook	1-0 1-0	Regionals	150-61
Cal	1-0 1-0	Ga. Tech	2-2 0-1	Notre Dame	2-3	TCU	0-2 0-2	S. Regionals	18-23
CS Fullerton	2-3 2-3	Hawaii	0-1 0-1	Ohio	1-0 1-0	Tennessee Tech	1-1	CWS	30-46
CS Northridge	1-0	Illinois	1-0	Ohio State	2-1 0-1	Texas	3-4 3-2		
CCSU	1-0	Indiana	0-2	Oklahoma	2-1 1-0	Texas A&M	3-2 1-0		
C. Michigan	2-0	Indiana State	1-0 1-0	Oklahoma State	1-0 1-0	Texas Tech	0-1 0-1		
Clemson	2-4	Ithaca	1-0 1-0	Old Dominion	1-0	The Citadel	1-0		
Coastal Carolina	1-0	Jacksonville	6-1	Ole Miss	1-2	Troy	3-0		
C. of Charleston	2-0	Kent State	1-0	Oregon	2-0	Tulane	3-0		
Connecticut	0-1 0-1	Lafayette	1-0	Penn State	0-1 0-1	UAB	1-0		
Dartmouth	1-0 1-0	Liberty	1-0	Providence	1-0	UC Santa Barbara	1-0		
Delaware	1-1	Long Beach State	0-2 0-1	Richmond	1-0	UCF	7-2		
Duke	3-4	LSU	4-4 1-4	Rider	1-0	UCLA	1-0 1-0		
East Carolina	4-2	Marist	2-0	Rutgers	1-0	USC	1-4 1-4		
E. Michigan	0-2 0-1	Marshall	0-1	St. Louis	0-1 0-1	USF	5-0		



PROS

MLB DRAFT & FREE AGENTS

1966

JIM LYITTLE	OF	NEW YORK YANKEES	1ST (10)
Gary Sprague	SS-2B	Cleveland Indians	6th (112)
Eddie Howell	P	Kansas City Athletics	12th (222)
RANDY BROWN	C	CALIFORNIA ANGELS	18TH (348)
Mike Martin	OF	New York Mets	28th (539)
Maury Hopkins	3B	New York Mets	44th (753)
Dick Fernandez	2B	Kansas City Athletics	Free Agent
Pete Sarron	OF	Cleveland Indians	Free Agent

1967 June Secondary Draft

LaDon Boyd	P	Kansas City Athletics	2nd (33)
------------	---	-----------------------	----------

1968

Paul Mastin	P	Oakland Athletics	15th (325)
Chuck Hines	3B	Pittsburgh Pirates	17th (380)
Wayne Vincent	P	Seattle Pilots	31st (703)

1968 June Secondary Draft

Tom Cook	C	Oakland Athletics	1st (12)
----------	---	-------------------	----------

1969

Walt Sumner	OF	Atlanta Braves	14th (322)
Mike Easom	3B	Cleveland Indians	23rd (539)
Jeff Hogan	SS	Los Angeles Dodgers	31st (715)
Dick Gold	2B	Chicago Cubs	37th (836)
Chuck Cone	IF	San Diego Padres	Free Agent
Jim Gurzynski	1B	Los Angeles Dodgers	Free Agent
George Lott	P	Montreal Expos	Free Agent
CRAIG SKOK	P	BOSTON RED SOX	FREE AGENT

1969 June Secondary Draft

DAVE MOATES	OF	WASHINGTON SENATORS	4TH (87)
--------------------	-----------	----------------------------	-----------------

1970 January Secondary Draft

Jeff Hogan	3B	Detroit Tigers	2nd (47)
Walt Sumner	OF	California Angels	6th (121)

1970

Dick Nichols	2B	Boston Red Sox	26th (611)
Tom Henson	P	Cincinnati Reds	Free Agent

1970 June Secondary Draft

PAT OSBURN	P	CINCINNATI REDS	1ST (9)
Gene Ammann	P	Milwaukee Brewers	3rd (56)
JOHNNY GRUBB	OF	ATLANTA BRAVES	3RD (61)
Mike Slade	P	Washington Senators	7th (104)

1971 January Secondary Draft

JOHNNY GRUBB	OF	SAN DIEGO PADRES	1ST (23)
---------------------	-----------	-------------------------	-----------------

1971

MAC SCARCE	P	PHILADELPHIA PHILLIES	8TH (172)
STAN THOMAS	P	WASHINGTON SENATORS	27TH (609)
Greg Gromek	SS	Detroit Tigers	34th (715)
Harry Saferight	C	Philadelphia Phillies	35th (723)
Al Cleveland	P	Detroit Tigers	Free Agent
Mike Leber	OF	Boston Red Sox	Free Agent

1971 June Secondary Delayed Draft

Dan Roatche	C	Minnesota Twins	2nd (33)
RON CASH	SS	DETROIT TIGERS	3RD (66)

1972

Dave Nichols	2B	Minnesota Twins	Free Agent
Dan Roatche	C	Boston Red Sox	Free Agent
Herb Sikes	IF	St. Louis Cardinals	Free Agent

1973

Roger Smith	SS	California Angels	17th (391)
Rick Colzie	OF	Cincinnati Reds	33rd (686)
RICK LANGFORD	P	KANSAS CITY ROYALS	FREE AGENT
John LiBrandi	OF	Pittsburgh Pirates	Free Agent
Rick Snyder	OF	Minnesota Twins	Free Agent

1974

Ron Herring	P	Montreal Expos	Free Agent
Marty Maier	IF	Kansas City Royals	Free Agent

1975

Jim Busby	OF	Pittsburgh Pirates	8th (188)
Randy Davidson	2B	Cincinnati Reds	9th (214)
DANNY O'BRIEN	P	CHICAGO WHITE SOX	16TH (371)
LARRY ROTHSCCHILD	P	CINCINNATI REDS	FREE AGENT

1976 January Regular Draft

Steve Tebbetts	OF	California Angels	1st (5)
----------------	----	-------------------	---------

1976 January Secondary Draft

DANNY O'BRIEN	P	ST. LOUIS CARDINALS	3RD (61)
----------------------	----------	----------------------------	-----------------

1976

Larry Jones	P	Boston Red Sox	4th (94)
Bob Mayer	P	Cincinnati Reds	13th (311)
CRAIG EATON	P	KANSAS CITY ROYALS	FREE AGENT

1976 June Secondary Draft

Jeff Hardy	SS	Cincinnati Reds	3rd (47)
------------	----	-----------------	----------

1977 January Secondary Draft

Jeff Hardy	SS	Chicago Cubs	1st (11)
------------	----	--------------	----------

1977

TERRY KENNEDY	C	ST. LOUIS CARDINALS	1ST (6)
Larry Jones	P	Baltimore Orioles	5th (123)
Rick McGlone	C	Kansas City Royals	16th (411)
Ben Curry	1B	Cleveland Indians	17th (427)
Jackie Smith	P	Chicago White Sox	18th (442)
Mike McLeod	P	New York Yankees	19th (488)
GUILLERMO BONILLA	2B	NEW YORK YANKEES	24TH (606)
Joel Hicks	1B	Chicago White Sox	Free Agent
CARLOS LEZCANO	OF	CHICAGO CUBS	FREE AGENT
Jim McArdle	OF	Cincinnati Reds	Free Agent

1978

Brooks Carey	OF	Baltimore Orioles	10th (256)
MARK GILBERT	OF	CHICAGO CUBS	14TH (351)
Bob Benda	IF	Detroit Tigers	22nd (547)
Mike Bretz	P	Pittsburgh Pirates	38th (754)

1978 June Secondary Draft

Blane McDonald	C	Atlanta Braves	2nd (26)
----------------	---	----------------	----------

1979

Craig Patterson	2B	Kansas City Royals	31st (767)
Rick Holloway	P	Oakland Athletics	Free Agent
Joe Nichols	P	Montreal Expos	Free Agent

1980

JIM WEAVER	OF	MINNESOTA TWINS	2ND (35)
MIKE FUENTES	OF	MINNESOTA TWINS	5TH (116)
Ken Smith	P	New York Yankees	21st (541)
Don DeLoach	SS	Montreal Expos	25th (637)
Jay Keeler	P	St. Louis Cardinals	27th (672)

1980 June Secondary Draft

Ed Schneider	P	Cincinnati Reds	2nd (28)
--------------	---	-----------------	----------

1981

MIKE FUENTES	OF	MONTREAL EXPOS	2ND (44)
Jeff S. Ledbetter	1B	Montreal Expos	4th (95)
Jay Keeler	P	New York Mets	7th (159)
Ed Schneider	P	Toronto Blue Jays	17th (420)
Joe Licata	OF-3B	New York Mets	28th (692)
Clem Freeman	P	Cincinnati Reds	Free Agent
Rick Hatcher	P	Atlanta Braves	Free Agent

1982

Jeff S. Ledbetter	1B-OF	Boston Red Sox	1st (26)
Chris Cawthon	OF	Cleveland Indians	6th (144)
Jamey Shouppe	P	Houston Astros	7th (199)
Jay Keeler	P	Cleveland Indians	11th (274)
Tim Phillips	P	Toronto Blue Jays	30th (739)
Allen Swindle	P	Cincinnati Reds	Free Agent

1983

BRUCE TANNER	P	CHICAGO WHITE SOX	4TH (97)
David Smalley	P	New York Yankees	8th (197)
Mike Yastrzemski	OF	Texas Rangers	23rd (570)

1983 June Secondary Draft

Tony Blasucci	P	Pittsburgh Pirates	1st (4)
JODY REED	SS	TEXAS RANGERS	2ND (49)

1984 January Regular Draft

Mark Barineau	2B-SS	Cleveland Indians	13th (290)
---------------	-------	-------------------	------------

1984 January Secondary Draft

Mike Yastrzemski	OF	Atlanta Braves	3rd (56)
------------------	----	----------------	----------

1984

JODY REED	SS	BOSTON RED SOX	8TH (198)
Doug Treadway	P	Los Angeles Dodgers	12th (311)
JEFF GRAY	P	PHILADELPHIA PHILLIES	FREE AGENT

1985

Doug Little	P	St. Louis Cardinals	7th (176)
MIKE LOYND	P	BALTIMORE ORIOLos	11TH (281)
Frank Fazzini	OF	Milwaukee Brewers	19th (471)
Steve Gelmine	P	Houston Astros	21st (534)
Kevin Smith	P	Houston Astros	22nd (560)

1986 January Secondary Draft

Ray Revak	P	Boston Red Sox	1st (7)
-----------	---	----------------	---------

1986

LUIS ALICEA	2B	ST. LOUIS CARDINALS	1ST (23)
PAUL SORRENTO	OF	CALIFORNIA ANGELS	4TH (103)
BIEN FIGUEROA	SS	ST. LOUIS CARDINALS	5TH (130)
MIKE LOYND	P	TEXAS RANGERS	7TH (163)
Doug Little	P	Chicago White Sox	10th (257)
Eric Mangham	OF	Los Angeles Dodgers	17th (438)

1987

RICHIE LEWIS	P	MONTREAL EXPOS	2ND (44)
Chris Pollack	P	Montreal Expos	10th (251)
JERRY NIELSEN	P	OAKLAND ATHLETICS	11TH (276)
Barry Blackwell	C	Los Angeles Dodgers	12th (299)
Jose Marzan	IF-OF	Minnesota Twins	16th (398)
John Wanish	P	Los Angeles Dodgers	16th (403)
Ed Fulton	C	St. Louis Cardinals	16th (409)
RAFAEL BOURNIGAL	SS	LOS ANGELES DODGERS	19TH (481)
Steve Taddeo	OF	New York Yankees	55th (1214)



MLB DRAFT & FREE AGENTS

1988

Edwin Alieca	2B	Atlanta Braves	9th (216)
Barry Blackwell	C	Cleveland Indians	17th (423)
JERRY NIELSEN	P	NEW YORK YANKEES	18TH (469)
DEION SANDERS	OF	NEW YORK YANKEES	30TH (781)
Rod Byerly	P	Pittsburgh Pirates	Free Agent
Bret Davis	P	Montreal Expos	Free Agent

1989

Ronald Lewis	OF	California Angels	10th (251)
Tim Nedin	P	Minnesota Twins	21st (553)
Clyde Keller	P	St. Louis Cardinals	32nd (820)

1990

MARC RONAN	C-OF	ST. LOUIS CARDINALS	3RD (86)
GAR FINNVOLD	P	BOSTON RED SOX	6TH (169)
Ricky Kimball	P	St. Louis Cardinals	17th (450)
MATT DUNBAR	P	NEW YORK YANKEES	25TH (655)
Mike Brady	P	Los Angeles Dodgers	36th (939)
Rob Bargas	3B	Montreal Expos	Free Agent
Brad Gregory	P	California Angels	Free Agent
Gary Painter	P	Boston Red Sox	Free Agent

1991

EDUARDO PEREZ	1B	CALIFORNIA ANGELS	1ST (17)
Jimmy Lewis	P	Houston Astros	2nd (49)
Pedro Grifol	C	Minnesota Twins	6th (154)
Ricky Kimball	P	Oakland Athletics	7th (203)
KENNY ROBINSON	P	TORONTO BLUE JAYS	10TH (276)
Garrett Blanton	OF	St. Louis Cardinals	25th (649)
TIM DAVIS	P	MINNESOTA TWINS	34TH (882)

1992

Kenny Felder	OF	Milwaukee Brewers	1st (12)
Chris Roberts	P-OF	New York Mets	1st (18)
ROGER BAILEY	P	COLORADO ROCKIES	3RD (95)
TIM DAVIS	P	SEATTLE MARINERS	6TH (166)
CHRIS BROCK	OF-P	ATLANTA BRAVES	12TH (341)
Jim Rushworth	P	Montreal Expos	18th (491)
Terrell Buckley	OF	Atlanta Braves	38th (1069)
Nandy Serrano	3B	California Angels	Free Agent

1993

JOHN WASDIN	P	OAKLAND ATHLETICS	1ST (25)
Bryan Harris	P	California Angels	18th (495)
Mike Schmitz	1B-OF	New York Yankees	22nd (617)
Charlie Ward	SS-OF	Milwaukee Brewers	59th (1554)
John Nedeau	P	California Angels	Free Agent
JEFF TAM	P	NEW YORK METS	FREE AGENT

1994

PAUL WILSON	P	NEW YORK METS	1ST (1)
Mike Martin, Jr.	OF	Seattle Mariners	17th (469)
Charlie Ward	SS	New York Yankees	18th (507)
Link Jarrett	SS	Colorado Rockies	22nd (602)
Colby Weaver	OF	Atlanta Braves	41st (1150)
Jack Niles	3B	New York Mets	Free Agent

1995

JONATHAN JOHNSON	P	TEXAS RANGERS	1ST (7)
David Yocum	P	Los Angeles Dodgers	1st (20)
DOUG MIENTKIEWICZ	1B	MINNESOTA TWINS	5TH (128)
Mike Martin, Jr.	C	San Diego Padres	9th (229)
MICKEY LOPEZ	2B	MILWAUKEE BREWERS	13TH (348)
Charlie Cruz	P	Atlanta Braves	13th (365)
Phil Olson	P	New York Mets	20th (553)
Mike Bell	P	Montreal Expos	20th (563)
Danny Kanell	P	New York Yankees	25th (702)
Randy Hodges	OF	Atlanta Braves	34th (953)

1996

Jeremy Morris	OF	Kansas City Royals	9th (259)
Adam Faurot	3B-SS	Milwaukee Brewers	38th (1123)
Mike Davis	P	New York Mets	51st (1465)

1997

J.D. DREW	OF	PHILADELPHIA PHILLIES	1ST (2)
RANDY CHOATE	P	NEW YORK YANKEES	5TH (169)
Jeremy Morris	OF	New York Yankees	8th (259)
Scott Zech	2B	Montreal Expos	14th (436)
Randy Niles	P	Oakland Athletics	20th (605)
Matt Woodward	1B	Seattle Mariners	31st (943)

1998

J.D. DREW	OF	ST. LOUIS CARDINALS	1ST (5)
SCOTT PROCTOR	P	LOS ANGELES DODGERS	5TH (156)
Jeremy Salazar	C	Philadelphia Phillies	19th (554)
Matt Woodward	1B	Seattle Mariners	24th (725)
Brian Cox	OF	Atlanta Braves	26th (791)

1999

Nick Stocks	P	St. Louis Cardinals	Comp (36)
MATT DIAZ	OF	TAMPA BAY DEVIL RAYS	17TH (505)
MARSHALL MCDUGALL	IF	BOSTON RED SOX	26TH (799)
Chris Chavez	P	Atlanta Braves	27th (834)
KEVIN CASH	IF	TORONTO BLUE JAYS	FREE AGENT

2000

MARSHALL MCDUGALL	IF	OAKLAND ATHLETICS	9TH (270)
Mike Ziegler	P	Oakland Athletics	14th (420)
Jared Jones	OF	Seattle Mariners	16th (476)
Brett Groves	SS	Minnesota Twins	22nd (642)
Mike Smalley	P	Atlanta Braves	23rd (700)
Karl Jernigan	OF	Oakland Athletics	41st (1228)
John Halliday	1B	Chicago White Sox	Free Agent
Jon McDonald	P	Minnesota Twins	Free Agent

2001

Chris Smith	P	Baltimore Orioles	1st (7)
JOHN-FORD GRIFFIN	OF	NEW YORK YANKEES	1ST (23)
Karl Jernigan	OF	San Francisco Giants	22nd (676)
Justin Lord	P	Kansas City Royals	Free Agent
Brent Pearson	P	Pittsburgh Pirates	Free Agent

2002

Matt Lynch	P	San Diego Padres	7th (205)
Robby Read	P	Philadelphia Phillies	7th (209)
Ryan Barthelemy	IF	Philadelphia Phillies	10th (299)
Nick Rogers	OF	Oakland Athletics	Free Agent

2003

Tony Richie	C	Chicago Cubs	4th (103)
Blake Balkcom	OF	Anaheim Angels	5th (150)
Trent Peterson	P	Oakland Athletics	5th (152)
Matt Lynch	P	Oakland Athletics	10th (302)
DANIEL DAVIDSON	P	ANAHEIM ANGELS	13TH (390)
Tony McQuade	OF	Chicago Cubs	15th (433)
Marc LaMacchia	P	Texas Rangers	21st (616)
Daniel Hodges	P	Philadelphia Phillies	26th (775)

2004

STEPHEN DREW	SS	ARIZONA DIAMONDBACKS	1ST (15)
Eddy Martinez-Esteve	OF	San Francisco Giants	2nd (70)
Rhett James	P	Florida Marlins	20th (608)
Bryan Zech	2B	New York Mets	24th (704)
Eddie Cannon	P	Toronto Blue Jays	44th (1314)

2005

Kevin Lynch	P	Anaheim Angels	26th (793)
Aaron Cheesman	C	Philadelphia Phillies	29th (877)
BARRET BROWNING	P	COLORADO ROCKIES	38TH (1137)

2006

SHANE ROBINSON	OF	ST. LOUIS CARDINALS	5TH (166)
Tyler Chambliss	P	Kansas City Royals	11th (317)
BARRET BROWNING	P	ANAHEIM ANGELS	28TH (852)
Luke Tucker	P	Toronto Blue Jays	39th (1170)
Ryne Malone	3B	Chicago Cubs	49th (1459)

2007

Tony Thomas, Jr.	2B	Chicago Cubs	3rd (97)
Mark Gildea	OF	Washington Nationals	9th (280)
Mark Hallberg	SS	Arizona Diamondbacks	9th (283)
Bryan Henry	P	Arizona Diamondbacks	12th (373)
Ryan Strauss	P	Minnesota Twins	35th (1077)
Danny Rosen	P	Arizona Diamondbacks	41st (1226)
Jack Rye	OF	San Francisco Giants	46th (1355)
Brandon Reichert	1B	Colorado Rockies	49th (1418)

2008

BUSTER POSEY	C	SAN FRANCISCO GIANTS	1ST (5)
Tony Delmonico	SS	Los Angeles Dodgers	6th (187)
Ryan Strauss	P	Chicago White Sox	9th (270)
Jack Rye	OF	New York Yankees	13th (410)
Dennis Guinn	1B	Texas Rangers	17th (513)
ELIH VILLANUEVA	P	FLORIDA MARLINS	27TH (808)
Matt Faircl	P	Cincinnati Reds	35th (1049)

2009

D'Vontrey Richardson	OF	Milwaukee Brewers	5th (166)
Jason Stidham	2B	St. Louis Cardinals	8th (249)
Jimmy Marshall	P	Los Angeles Dodgers	23rd (697)

2010

JOHN GAST	P	ST. LOUIS CARDINALS	6TH (199)
Geoff Parker	P	Colorado Rockies	9th (290)
TYLER HOLT	OF	CLEVELAND INDIANS	10TH (300)
STEPHEN CARDULLO	SS	ARIZONA DIAMONDBACKS	24TH (721)
Taiwan Easterling	OF	Florida Marlins	31st (947)
Mike McGee	OF	Arizona Diamondbacks	41st (1231)

2011

SEAN GILMARTIN	P	ATLANTA BRAVES	1ST (28)
Mike McGee	OF	Seattle Mariners	15th (453)
RAFAEL LOPEZ	C	CHICAGO CUBS	16TH (489)
Daniel Bennett	P	Detroit Tigers	19th (587)
James Ramsey	OF	Minnesota Twins	22nd (688)
Taiwan Easterling	OF	Chicago Cubs	27th (819)
ROBBY SCOTT	P	BOSTON RED SOX	FREE AGENT

2012

James Ramsey	OF	St. Louis Cardinals	1st (23)
Jayce Boyd	1B	New York Mets	6th (200)
Robert Benincasa	P	Washington Nationals	7th (234)
DEVON TRAVIS	2B	DETROIT TIGERS	13TH (424)
SHERMAN JOHNSON	3B	LOS ANGELES ANGELS	14TH (447)
Hunter Scantling	P	Detroit Tigers	14th (454)
Justin Gonzalez	SS	Los Angeles Dodgers	27th (836)

MLB DRAFT/FIRST ROUND PICKS

2013

Stephen McGee	C	Los Angeles Angels	9th (277)
Peter Miller	P	Los Angeles Dodgers	16th (484)
Marcus Davis	OF/DH	San Diego Padres	24th (718)
Robby Coles	P	New York Mets	28th (836)
Scott Sitz	P	Detroit Tigers	28th (846)

2014

LUKE WEAVER	P	ST. LOUIS CARDINALS	1ST (27)
BRANDON LEIBRANDT	P	PHILADELPHIA PHILLIES	6TH (172)
Peter Miller	P	Seattle Mariners	9th (261)
Justin Gonzalez	P	Arizona Diamondbacks	9th (270)
Jose Brizuela	3B	Oakland Athletics	16th (492)
Gage Smith	P	Detroit Tigers	25th (760)
JOHN NOGOWSKI	1B	OAKLAND ATHLETICS	34TH (1032)
Bryant Holtmann	P	Pittsburgh Pirates	37th (1121)

2015

DJ STEWART	OF	BALTIMORE ORIOLES	1ST (25)
Danny De La Calle	C	Tampa Bay Rays	9th (268)
Billy Strode	P	Cleveland Indians	10th (304)
Dylan Silva	P	Seattle Mariners	11th (335)
Boomer Biegalski	P	Oakland Athletics	14th (428)
Bryant Holtmann	P	Arizona Diamondbacks	24th (706)
Josh Delph	OF	Los Angeles Angels	37th (1125)

2016

John Sansone	2B	Cincinnati Reds	8th (228)
Ben DeLuzio	OF	Arizona Diamondbacks	Free Agent

2017

TAYLOR WALLS	SS	TAMPA BAY RAYS	3RD (79)
Dylan Busby	3B	Pittsburgh Pirates	3rd (88)
Quincy Nieporte	1B	Philadelphia Phillies	26th (773)
Cobi Johnson	P	Los Angeles Angels	29th (865)
DREW CARLTON	P	DETROIT TIGERS	32ND (965)
Alec Byrd	P	Colorado Rockies	33rd (986)
Andrew Karp	P	Chicago Cubs	34th (1035)
Tyler Holton	P	Miami Marlins	35th (1049)
Jim Voyles	P	St. Louis Cardinals	38th (1144)

2018

CAL RALEIGH	C	SEATTLE MARINERS	3RD (90)
Cole Sands	P	Minnesota Twins	5th (154)
Andrew Karp	P	Washington Nationals	6th (191)
Jackson Lueck	OF	Kansas City Royals	8th (242)
Tyler Holton	P	Arizona Diamondbacks	9th (279)
Rhett Aplin	1B	Kansas City Royals	28th (842)
Cobi Johnson	P	Toronto Blue Jays	30th (896)

2019

Drew Mendoza	3B	Washington Nationals	3rd (94)
J.C. Flowers	P	Pittsburgh Pirates	4th (124)
Drew Parrish	P	Kansas City Royals	8th (229)
Mike Salvatore	SS	Seattle Mariners	9th (276)

2020

CJ Van Eyk	P	Toronto Blue Jays	2nd (42)
Shane Drohan	P	Boston Red Sox	5th (148)
Antonio Velez	P	Miami Marlins	Free Agent

2021

Mat Nelson	C	Cincinnati Reds	Comp-A (35)
Robby Martin	OF	Colorado Rockies	8th (230)
Hunter Perdue	P	Miami Marlins	10th (299)
Jack Anderson	P	Detroit Tigers	16th (465)
Elijah Cabell	OF	St. Louis Cardinals	17th (511)
Conor Grady	P	Baltimore Orioles	18th (527)
Tyler Ahearn	P	Colorado Rockies	20th (590)

Unless noted, players were drafted during the June Regular Draft
PLAYED MLB

FIRST ROUND DRAFT PICKS

Player, POSITION	PICK	YEAR	TEAM
Jim Lyttle, OF	10	1966	New York Yankees
Terry Kennedy, C	6	1977	St. Louis Cardinals
Jeff Ledbetter, OF	26	1982	Boston Red Sox
Luis Alicea, 2B	23	1986	St. Louis Cardinals
Eduardo Perez, 1B/OF	17	1991	California Angels
Chris Roberts, P/OF	18	1992	New York Mets
Kenny Felder, OF	12	1992	Milwaukee Brewers
John Wasdin, P	25	1993	Oakland Athletics
Paul Wilson, P	1	1994	New York Mets
Jonathan Johnson, P	7	1995	Texas Rangers
David Yocum, P	20	1995	Los Angeles Dodgers
J.D. Drew, OF	2	1997	Philadelphia Phillies
J.D. Drew, OF	5	1998	St. Louis Cardinals
John-Ford Griffin, OF	23	2001	New York Yankees
Stephen Drew, SS	15	2004	Arizona Diamondbacks
Buster Posey, C	5	2008	San Francisco Giants
Sean Gilmartin, P	28	2011	Atlanta Braves
James Ramsey, OF	23	2012	St. Louis Cardinals
Luke Weaver, P	27	2014	St. Louis Cardinals
DJ Stewart, OF	25	2015	Baltimore Orioles

DAY ONE COMPENSATION PICKS

Nick Stocks, P	36	1999	St. Louis Cardinals
Mat Nelson, C	35	2021	Cincinnati Reds

SECONDARY DRAFT FIRST ROUND PICKS

Player, POSITION	PICK	YEAR	TEAM
Tom Cook, C	12	1968 ¹	Oakland Athletics
Pat Osborn, P	9	1970 ¹	Cincinnati Reds
Johnny Grubb, OF	24	1971 ²	San Diego Padres
Steven Tebbetts, OF	5	1976 ³	California Angels
Jeff Hardy, SS	11	1977 ²	Chicago Cubs
Tony Blaszucci, P	4	1983 ¹	Pittsburgh Pirates
Ray Revak, P	7	1986 ²	Boston Red Sox

¹ - June Secondary Draft ² - January Secondary Draft ³ - January Draft

DRAFTEES BY MLB TEAM

ARIZONA DIAMONDBACKS

Stephen Drew	SS	1st (15)	2004
Mark Hallberg	SS	9th (283)	2007
Bryan Henry	P	12th (373)	2007
Danny Rosen	P	41st (1226)	2007
Stephen Cardullo	SS	24th (721)	2010
Mike McGee	OF	41st (1231)	2010
Justin Gonzalez	P	9th (270)	2014
Bryant Holtmann	P	24th (706)	2015
Tyler Holton	P	9th (279)	2018

ATLANTA BRAVES

Walt Sumner	OF	14th (322)	1969
Johnny Grubb	OF	3rd (61)	1970
Blane McDonald	C	2nd (26)	1978
Mike Yastrzemski	OF	3rd (56)	1984
Edwin Alicea	2B	9th (216)	1988
Chris Brock	OF-P	12th (341)	1992
Terrell Buckley	OF	38th (1069)	1992
Colby Weaver	OF	41st (1150)	1994
Charlie Cruz	P	13th (365)	1995
Randy Hodges	OF	34th (953)	1995
Brian Cox	OF	26th (791)	1998
Chris Chavez	P	27th (834)	1999
Mike Smalley	P	23rd (700)	2000
Sean Gilmartin	P	1st (28)	2011

BALTIMORE ORIOLES

Larry Jones	P	5th (123)	1977
Brooks Carey	OF	10th (256)	1978
Mike Loynd	P	11th (281)	1985
Chris Smith	P	1st (7)	2001
DJ Stewart	OF	1st (25)	2015
Conor Grady	P	18th (527)	2021

BOSTON RED SOX

Dick Nichols	2B	26th (611)	1970
Larry Jones	P	4th (94)	1976
Jeff S. Ledbetter	1B-OF	1st (26)	1982
Jody Reed	SS	8th (198)	1984
Ray Revak	P	1st (7)	1986
Gar Finnold	P	6th (169)	1990
Marshall McDougall	IF	26th (799)	1999
Shane Drohan	P	5th (148)	2020

CHICAGO CUBS

Dick Gold	2B	37th (836)	1969
Jeff Hardy	SS	1st (11)	1977
Mark Gilbert	OF	14th (351)	1978
Tony Richie	C	4th (103)	2003
Tony McQuade	OF	15th (433)	2003
Ryne Malone	3B	49th (1459)	2006
Tony Thomas, Jr.	2B	3rd (97)	2007
Rafael Lopez	C	16th (489)	2011
Taiwan Easterling	OF	27th (819)	2011
Andrew Karp	P	34th (1035)	2017

CHICAGO WHITE SOX

Danny O'Brien	P	16th (371)	1975
Jackie Smith	P	18th (442)	1977
Bruce Tanner	P	4th (97)	1983
Doug Little	P	10th (257)	1986
Ryan Strauss	P	9th (270)	2008

CINCINNATI REDS

Pat Osburn	P	1st (9)	1970
Rick Colzie	OF	33rd (686)	1973
Randy Davidson	2B	9th (214)	1975
Bob Mayer	P	13th (311)	1976
Jeff Hardy	SS	3rd (47)	1976
Ed Schneider	P	2nd (28)	1980
Matt Fairel	P	35th (1049)	2008
John Sansone	2B	8th (228)	2016
Mat Nelson	C	Comp-A (35)	2021

CLEVELAND INDIANS

Gary Sprague	SS-2B	6th (112)	1966
Mike Easom	3B	23rd (539)	1969
Ben Curry	1B	17th (427)	1977
Chris Cawthon	OF	6th (144)	1982
Jay Keeler	P	11th (274)	1982
Mark Barineau	2B-SS	13th (290)	1984
Barry Blackwell	C	17th (423)	1988
Tyler Holt	OF	10th (300)	2010
Billy Strode	P	10th (304)	2015

COLORADO ROCKIES

Roger Bailey	P	3rd (95)	1992
Link Jarrett	SS	22nd (602)	1994
Barret Browning	P	38th (1137)	2005
Brandon Reichert	1B	49th (1418)	2007
Geoff Parker	P	9th (290)	2010
Alec Byrd	P	33rd (986)	2017
Robby Martin	OF	8th (230)	2021
Tyler Ahearn	P	20th (590)	2021

DETROIT TIGERS

Jeff Hogan	3B	2nd (47)	1970
Greg Gromek	SS	34th (715)	1971
Ron Cash	SS	3rd (66)	1971
Bob Benda	IF	22nd (547)	1978
Daniel Bennett	P	19th (587)	2011
Devon Travis	2B	13th (424)	2012
Hunter Scantling	P	14th (454)	2012
Scott Sitz	P	28th (846)	2013
Gage Smith	P	25th (760)	2014
Drew Carlton	P	32nd (965)	2017
Jack Anderson	P	16th (465)	2021

HOUSTON ASTROS

Jamey Shoupp	P	7th (199)	1982
Steve Gelmire	P	21st (534)	1985
Kevin Smith	P	22nd (560)	1985
Jimmy Lewis	P	2nd (49)	1991

KANSAS CITY ROYALS

Rick McGlone	C	16th (411)	1977
Craig Patterson	2B	31st (767)	1979
Jeremy Morris	OF	9th (259)	1996
Tyler Chambliss	P	11th (317)	2006
Jackson Lueck	OF	8th (242)	2018
Rhett Aplin	1B	28th (842)	2018
Drew Parrish	P	8th (229)	2019

LOS ANGELES/ANAHEIM/CALIFORNIA ANGELS

Randy Brown	C	18th (348)	1966
Walt Sumner	OF	6th (121)	1970
Roger Smith	SS	17th (391)	1973
Steve Tebbetts	OF	1st (5)	1976
Paul Sorrento	OF	4th (103)	1986
Ronald Lewis	OF	10th (251)	1989
Eduardo Perez	1B	1st (17)	1991
Bryan Harris	P	18th (495)	1993
Blake Balkcom	OF	5th (150)	2003
Daniel Davidson	P	13th (390)	2003
Kevin Lynch	P	26th (793)	2005
Barret Browning	P	28th (852)	2006
Sherman Johnson	3B	14th (447)	2012
Stephen McGee	C	9th (277)	2013
Josh Delph	OF	37th (1125)	2015
Cobi Johnson	P	29th (865)	2017

LOS ANGELES DODGERS

Jeff Hogan	SS	31st (715)	1969
Doug Treadway	P	12th (311)	1984
Eric Mangham	OF	17th (438)	1986
Barry Blackwell	C	12th (299)	1987
John Wanish	P	16th (403)	1987
Rafael Bournigal	SS	19th (481)	1987
Mike Brady	P	36th (939)	1990
David Yocum	P	1st (20)	1995
Scott Proctor	P	5th (156)	1998
Tony Delmonico	SS	6th (187)	2008
Jimmy Marshall	P	23rd (697)	2009
Justin Gonzalez	SS	27th (836)	2012
Peter Miller	P	16th (484)	2013

MIAMI/FLORIDA MARLINS

Rhett James	P	20th (608)	2004
Elih Villanueva	P	27th (808)	2008
Taiwan Easterling	OF	31st (947)	2010
Tyler Holton	P	35th (1049)	2017
Hunter Perdue	P	10th (299)	2021

MILWAUKEE BREWERS/SEATTLE PILOTS

Wayne Vincent	P	31st (703)	1968
Gene Ammann	P	3rd (56)	1970
Frank Fazzini	OF	19th (471)	1985
Kenny Felder	OF	1st (12)	1992
Charlie Ward	SS-OF	59th (1554)	1993
Mickey Lopez	2B	13th (348)	1995
Adam Faurot	3B-SS	38th (1123)	1996
D'Vontrey Richardson	OF	5th (166)	2009

MINNESOTA TWINS

Dan Roatche	C	2nd (33)	1971
Jim Weaver	OF	2nd (35)	1980
Mike Fuentes	OF	5th (116)	1980
Jose Marzan	IF-OF	16th (398)	1987
Tim Nedin	P	21st (553)	1989
Pedro Grifol	C	6th (154)	1991
Tim Davis	P	34th (882)	1991
Doug Mientkiewicz	1B	5th (128)	1995
Brett Groves	SS	22nd (642)	2000
Ryan Strauss	P	35th (1077)	2007
James Ramsey	OF	22nd (688)	2011
Cole Sands	P	5th (154)	2018

DRAFTEES BY MLB TEAM

NEW YORK METS

Mike Martin	OF	28th (539)	1966
Maury Hopkins	3B	44th (753)	1966
Jay Keeler	P	7th (159)	1981
Joe Licata	OF-3B	28th (692)	1981
Chris Roberts	P-OF	1st (18)	1992
Paul Wilson	P	1st (1)	1994
Phil Olson	P	20th (553)	1995
Mike Davis	P	51st (1465)	1996
Bryan Zech	2B	24th (704)	2004
Jayce Boyd	1B	6th (200)	2012
Robby Coles	P	28th (836)	2013

NEW YORK YANKEES

Jim Lyttle	OF	1st (10)	1966
Mike McLeod	P	19th (488)	1977
Guillermo Bonilla	2B	24th (606)	1977
Ken Smith	P	21st (541)	1980
David Smalley	P	8th (197)	1983
Steve Taddeo	OF	55th (1214)	1987
Jerry Nielsen	P	18th (469)	1988
Deion Sanders	OF	30th (781)	1988
Matt Dunbar	P	25th (655)	1990
Mike Schmitz	1B-OF	22nd (617)	1993
Charlie Ward	SS	18th (507)	1994
Danny Kanell	P	25th (702)	1995
Randy Choate	P	5th (169)	1997
Jeremy Morris	OF	8th (259)	1997
John-Ford Griffin	OF	1st (23)	2001
Jack Rye	OF	13th (410)	2008

OAKLAND/KANSAS CITY ATHLETICS

Eddie Howell	P	12th (222)	1966
LaDon Boyd	P	2nd (33)	1967
Paul Mastin	P	15th (325)	1968
Tom Cook	C	1st (12)	1968
Jerry Nielsen	P	11th (276)	1987
Ricky Kimball	P	7th (203)	1991
John Wasdin	P	1st (25)	1993
Randy Niles	P	20th (605)	1997
Marshall McDougall	IF	9th (270)	2000
Mike Ziegler	P	14th (420)	2000
Karl Jernigan	OF	41st (1228)	2000
Trent Peterson	P	5th (152)	2003
Matt Lynch	P	10th (302)	2003
Jose Brizuela	3B	16th (492)	2014
John Nogowski	1B	34th (1032)	2014
Boomer Biegalski	P	14th (428)	2015

PHILADELPHIA PHILLIES

Mac Scarce	P	8th (172)	1971
Harry Saferight	C	35th (723)	1971
J.D. Drew	OF	1st (2)	1997
Jeremy Salazar	C	19th (554)	1998
Robby Read	P	7th (209)	2002
Ryan Barthelemy	IF	10th (299)	2002
Daniel Hodges	P	26th (775)	2003
Aaron Cheesman	C	29th (877)	2005
Brandon Leibrandt	P	6th (172)	2014
Quincy Nieporte	1B	26th (773)	2017

PITTSBURGH PIRATES

Chuck Hines	3B	17th (380)	1968
Jim Busby	OF	8th (188)	1975
Mike Bretz	P	38th (754)	1978
Tony Blasucci	P	1st (4)	1983
Bryant Holtmann	P	37th (1121)	2014
Dylan Busby	3B	3rd (88)	2017
J.C. Flowers	P	4th (124)	2019

SAN DIEGO PADRES

Johnny Grubb	OF	1st (23)	1971
Mike Martin, Jr.	C	9th (229)	1995
Matt Lynch	P	7th (205)	2002
Marcus Davis	OF/DH	24th (718)	2013

SAN FRANCISCO GIANTS

Karl Jernigan	OF	22nd (676)	2001
Eddy Martinez-Esteve	OF	2nd (70)	2004
Jack Rye	OF	46th (1355)	2007
Buster Posey	C	1st (5)	2008

SEATTLE MARINERS

Tim Davis	P	6th (166)	1992
Mike Martin, Jr.	OF	17th (469)	1994
Matt Woodward	1B	31st (943)	1997
Matt Woodward	1B	24th (725)	1998
Jared Jones	OF	16th (476)	2000
Mike McGee	OF	15th (453)	2011
Peter Miller	P	9th (261)	2014
Dylan Silva	P	11th (335)	2015
Cal Raleigh	C	3rd (90)	2018
Mike Salvatore	SS	9th (276)	2019

ST. LOUIS CARDINALS

Danny O'Brien	P	3rd (61)	1976
Terry Kennedy	C	1st (6)	1977
Jay Keeler	P	27th (672)	1980
Doug Little	P	7th (176)	1985
Luis Alicea	2B	1st (23)	1986
Bien Figueroa	SS	5th (130)	1986
Ed Fulton	C	16th (409)	1987
Clyde Keller	P	32nd (820)	1989
Marc Ronan	C-OF	3rd (86)	1990
Ricky Kimball	P	17th (450)	1990
Garrett Blanton	OF	25th (649)	1991
J.D. Drew	OF	1st (5)	1998
Nick Stocks	P	Comp (36)	1999
Shane Robinson	OF	5th (166)	2006
Jason Stidham	2B	8th (249)	2009
John Gast	P	6th (199)	2010
James Ramsey	OF	1st (23)	2012
Luke Weaver	P	1st (27)	2014
Jim Voyles	P	38th (1144)	2017
Elijah Cabell	OF	17th (511)	2021

TAMPA BAY RAYS/DEVIL RAYS

Matt Diaz	OF	17th (505)	1999
Danny De La Calle	C	9th (268)	2015
Taylor Walls	SS	3rd (79)	2017

TEXAS RANGERS/WASHINGTON SENATORS

Dave Moates	OF	4th (87)	1969
Mike Slade	P	7th (104)	1970
Stan Thomas	P	27th (609)	1971
Mike Yastrzemski	OF	23rd (570)	1983
Jody Reed	SS	2nd (49)	1983
Mike Loynd	P	7th (163)	1986
Jonathan Johnson	P	1st (7)	1995
Marc LaMacchia	P	21st (616)	2003
Dennis Guinn	1B	17th (513)	2008

TORONTO BLUE JAYS


Ed Schneider	P	17th (420)	1981
Tim Phillips	P	30th (739)	1982
Kenny Robinson	P	10th (276)	1991
Eddie Cannon	P	44th (1314)	2004
Luke Tucker	P	39th (1170)	2006
Cobi Johnson	P	30th (896)	2018
CJ Van Eyk	P	2nd (42)	2020

WASHINGTON NATIONALS/MONTREAL EXPOS

Don DeLoach	SS	25th (637)	1980
Mike Fuentes	OF	2nd (44)	1981
Jeff S. Ledbetter	1B	4th (95)	1981
Richie Lewis	P	2nd (44)	1987
Chris Pollack	P	10th (251)	1987
Jim Rushworth	P	18th (491)	1992
Mike Bell	P	20th (563)	1995
Scott Zech	2B	14th (436)	1997
Mark Gildea	OF	9th (280)	2007
Robert Benincasa	P	7th (234)	2012
Andrew Karp	P	6th (191)	2018
Drew Mendoza	3B	3rd (94)	2019

NOLES TO REACH MAJOR LEAGUE BASEBALL

<i>Player, POSITION(s)</i>	<i>YEARS</i>	<i>TEAMS</i>	<i>Player, POSITION(s)</i>	<i>YEARS</i>	<i>TEAMS</i>	<i>Player, POSITION(s)</i>	<i>YEARS</i>	<i>TEAMS</i>
Dick Howser, SS/2B	1961-68	Kansas City Athletics (1961-63) Cleveland Indians (1963-66) New York Yankees (1967-68)	Paul Sorrento, 1B/OF	1989-99	Minnesota Twins (1989-91) Cleveland Indians (1992-95) Seattle Mariners (1996-97) Tampa Bay Devil Rays (1998-99)	Kevin Cash, C	2002-10	Toronto Blue Jays (2002-2004) Tampa Bay Devil Rays (2005) Boston Red Sox (2007-08, 2010) New York Yankees (2009-10) Houston Astros (2010)
Woody Woodward, INF	1963-71	Milwaukee/Atlanta Braves (1963-68) Cincinnati Reds (1969-71)	Bien Figueroa, SS/2B	1992	St. Louis Cardinals (1992)	Matt Diaz, OF	2003-13	Tampa Bay Devil Rays (2003-04) Kansas City Royals (2005) Atlanta Braves (2006-10, 2011-12) Pittsburgh Pirates (2011) Miami Marlins (2013)
Ken Suarez, C	1966-73	Kansas City Athletics (1966-67) Cleveland Indians (1968-71) Texas Rangers (1972-73)	Jerry Nielsen, P	1992-93	New York Yankees (1992) California Angels (1993)	Scott Proctor, P	2004-11	New York Yankees (2004-2007, 2011) Los Angeles Dodgers (2007-2008) Atlanta Braves (2010-11)
Jim Lyttle, OF	1969-76	New York Yankees (1969-71) Chicago White Sox (1972) Montreal Expos (1973-76) Los Angeles Dodgers (1976)	Richie Lewis, P	1992-98	Baltimore Orioles (1992, 1998) Florida Marlins (1993-95) Detroit Tigers (1996) Oakland Athletics (1997) Cincinnati Reds (1997)	Mickey Lopez, 2B	2004	Seattle Mariners (2004)
Randy Brown, C	1969-70	California Angels (1969-70)	Rafael Bournigal, SS/2B	1992-99	Los Angeles Dodgers (1992-94) Oakland Athletics (1996-98) Seattle Mariners (1999)	Marshall McDougall, 3B	2005	Texas Rangers (2005)
Mac Scarce, P	1972-78	Philadelphia Phillies (1972-74) New York Mets (1975) Minnesota Twins (1978)	Eduardo Perez, 1B/OF	1993-2006	California Angels (1993-95) Cincinnati Reds (1996-98) St. Louis Cardinals (2000, 2002-03) Tampa Bay Devil Rays (2004-05) Cleveland Indians (2006) Seattle Mariners (2006)	John-Ford Griffin, OF	2005-07	Toronto Blue Jays (2005-07)
Johnny Grubb, OF	1972-87	San Diego Padres (1972-76) Cleveland Indians (1977-78) Texas Rangers (1979-82) Detroit Tigers (1983-85)	Marc Ronan, C	1993	St. Louis Cardinals (1993)	Stephen Drew, 2B/SS	2006-17	Arizona Diamondbacks (2006-12) Oakland Athletics (2012) Boston Red Sox (2013-14) New York Yankees (2014-15) Washington Nationals (2016-17)
Craig Skok, P	1973-79	Boston Red Sox (1973) Texas Rangers (1976) Atlanta Braves (1978-79)	Tim Davis, P	1994-97	Seattle Mariners (1994-97)	Daniel Davidson, P	2009	Los Angeles Angels (2009)
Ron Cash, INF/OF	1973-74	Detroit Tigers (1973-74)	Gar Finnvald, P	1994	Boston Red Sox (1994)	Hunter Jones, P	2009-10	Boston Red Sox (2009) Florida Marlins (2010)
Pat Osburn, P	1974-75	Cincinnati Reds (1974) Milwaukee Brewers (1975)	Matt Dunbar, P	1995	Florida Marlins (1995)	Shane Robinson, OF	2009-18	St. Louis Cardinals (2009-2014) Minnesota Twins (2015) Los Angeles Angels (2016-17) New York Yankees (2018)
Stan Thomas, P	1974-77	Texas Rangers (1974-75) Cleveland Indians (1976-77) Seattle Mariners (1977) New York Yankees (1977)	Roger Bailey, P	1995-97	Colorado Rockies (1995-97)	Buster Posey, C	2009-21	San Francisco Giants (2009-21)
Dave Moates, OF	1974-76	Texas Rangers (1974-76)	Kenny Robinson, P	1995-97	Toronto Blue Jays (1995, 1997) Kansas City Royals (1996)	Elih Villanueva, P	2011	Florida Marlins (2011)
Rick Langford, P	1976-86	Pittsburgh Pirates (1976) Oakland Athletics (1977-86)	John Wasdin, P	1995-2007	Oakland Athletics (1995-96) Boston Red Sox (1997-2000) Colorado Rockies (2000-01) Baltimore Orioles (2001) Toronto Blue Jays (2003) Texas Rangers (2004-06) Pittsburgh Pirates (2007)	Barret Browning, P	2012	St. Louis Cardinals (2012)
Dan O'Brien, P	1978-79	St. Louis Cardinals (1978-79)	Paul Wilson, P	1996-2005	New York Mets (1996) Tampa Bay Devil Rays (2000-02) Cincinnati Reds (2004-03)	John Gast, P	2013	St. Louis Cardinals (2013)
Terry Kennedy, C	1979-91	St. Louis Cardinals (1978-80) San Diego Padres (1981-86) Baltimore Orioles (1987-88) San Francisco Giants (1989-91)	Chris Brock, P	1997-2002	Atlanta Braves (1997) San Francisco Giants (1998-99) Philadelphia Phillies (2000-01) Baltimore Orioles (2002)	Tyler Holt, OF	2014-16	Cleveland Indians (2014-15) Cincinnati Reds (2015-16)
Craig Eaton, P	1979	Kansas City Royals (1979)	Jeff Tam, P	1998-2003	New York Mets (1998) Cleveland Indians (1999) Oakland Athletics (2000-02) Toronto Blue Jays (2003)	Rafael Lopez, C/1B	2014-18	Chicago Cubs (2014) Cincinnati Reds (2016) Toronto Blue Jays (2017) San Diego Padres (2018)
Carlos Lezcano, OF	1980-81	Chicago Cubs (1980)	J.D. Drew, OF	1998-2011	St. Louis Cardinals (1998-2003) Atlanta Braves (2004) Los Angeles Dodgers (2005-06) Boston Red Sox (2007-2011)	Devon Travis, 2B	2015-18	Toronto Blue Jays (2015-18)
Juan Bonilla, 2B/3B	1981-87	San Diego Padres (1981-1983) New York Yankees (1985, 1987) Baltimore Orioles (1986)	Doug Mientkiewicz, 1B	1998-2009	Minnesota Twins (1998-2003) Boston Red Sox (2004) New York Mets (2005) Kansas City Royals (2006) New York Yankees (2007) Pittsburgh Pirates (2008) Los Angeles Dodgers (2009)	Sean Gilmartin, P	2015-20	New York Mets (2015-17) Baltimore Orioles (2018-2019) Tampa Bay Rays (2020)
Larry Rothschild, P	1981-82	Detroit Tigers (1981-82)	Jonathan Johnson, P	1998-2003	Texas Rangers (1998-2001) San Diego Padres (2002) Houston Astros (2003)	Luke Weaver, P	2016-21	St. Louis Cardinals (2016-18) Arizona Diamondbacks (2019-21)
Mike Fuentes, OF	1983-84	Montreal Expos (1983-84)	Randy Choate, P	2000-15	New York Yankees (2000-03) Arizona Diamondbacks (2004-07) Tampa Bay Rays (2009-10) Florida/Miami Marlins (2011-12) Los Angeles Dodgers (2012) St. Louis Cardinals (2013-2015)	Stephen Cardullo, 1B/OF	2016-17	Colorado Rockies (2016-17)
Jim Weaver, OF	1985-89	Detroit Tigers (1985) Seattle Mariners (1987) San Francisco Giants (1989)	77	Seminoles have reached Major League Baseball	Robby Scott, P	2016-19	Boston Red Sox (2016-2018) Arizona Diamondbacks (2019)	
Bruce Tanner, P	1985	Chicago White Sox (1985)			DJ Stewart, OF	2018-21	Baltimore Orioles (2018-21)	
Mark Gilbert, OF	1985	Chicago White Sox (1985)			Sherman Johnson, INF	2018	Los Angeles Angels (2018)	
Mike Loynd, P	1986-87	Texas Rangers (1986-87)			Kyle Bird, P	2019	Texas Rangers (2019)	
Jody Reed, 2B/SS	1987-97	Boston Red Sox (1987-92) Los Angeles Dodgers (1993) Milwaukee Brewers (1994) San Diego Padres (1995-96) Detroit Tigers (1997)			John Nogowski, 1B	2020-21	St. Louis Cardinals (2020-21) Pittsburgh Pirates (2021)	
Luis Alicea, 2B/3B	1988-2002	St. Louis Cardinals (1988, 1991-94, 1996) Boston Red Sox (1995) Anaheim Angels (1997) Texas Rangers (1999-2000) Kansas City Royals (2001-02)			Brandon Leibrandt, P	2020	Miami Marlins (2020)	
Jeff Gray, P	1988-91	Cincinnati Reds (1988) Boston Red Sox (1990-91)			Taylor Walls, INF	2021	Tampa Bay Rays (2021)	
Deion Sanders, OF	1989-2001	New York Yankees (1989-90) Atlanta Braves (1990-1994) Cincinnati Reds (1994-95, 1997, 2001) San Francisco Giants (1995)			Cal Raleigh, C	2021	Seattle Mariners (2021)	
					Drew Carlton, P	2021	Detroit Tigers (2021)	



ADMIN

UNIVERSITY PRESIDENT



RICHARD McCULLOUGH

University President

Richard McCullough became the 16th president of Florida State University on Aug. 16, 2021, bringing more than 30 years of academic research and leadership experience to the role as well as a commitment to innovation, entrepreneurship, and diversity, equity and inclusion.

Prior to joining FSU, McCullough had served as vice provost for research and professor of materials science and engineering at Harvard University since 2012. In this role, he oversaw the development, review and implementation of strategies, planning, and policies related to academic research. In addition, he led an office of Foundation and Corporate Engagement and assisted in the oversight of more than 25 interdisciplinary institutes, centers and initiatives across the university.

During his tenure, McCullough successfully built and launched the new Harvard Data Science Initiative, a collaboration between 12 of the university's schools and more than 120 faculty, which led to the creation of three new master's programs and many new undergraduate courses.

McCullough developed and launched a new structural biology program and cryo-electron microscope facility that partners Harvard Medical School with three Boston-area hospitals. He also led the development of a new \$100 million, multi-institution collaboration to build the Advanced Biological Innovation and Manufacturing Center and Facility, which will be a hub for medical research and education, as well as economic and workforce development.

Previously, McCullough spent 22 years at Carnegie Mellon University in Pittsburgh, where he began his academic career as an assistant professor of chemistry in 1990 and became the Thomas Lord Professor of Chemistry in 2009. He was promoted to head of the chemistry department in 1998 and then served as dean of the Mellon College of Science from 2001 to 2007 before becoming the university's vice president for research.

McCullough, who holds multiple patents and is the founder of two companies, has a rich background in entrepreneurship and innovation. At Carnegie Mellon, he developed a vibrant innovation ecosystem, including the Greenlighting Start-ups Initiative that exponentially increased the generation of university spin-out companies and corporate engagement. In 2013, he was elected a fellow of the National Academy of Inventors.

A staunch champion of diversity, McCullough created a diverse pipeline of Black/African American, Laxtinx and other underrepresented minority academics from both his research lab and as the founding creator of the Future Faculty Workshop: Diverse Leaders of Tomorrow, an annual workshop that helps diverse postdoctoral fellows and students obtain academic jobs. Now in its 15th year, the workshop has facilitated placing more than 50 underrepresented minority professors in the United States.

McCullough is the author of numerous peer-reviewed articles and serves on the editorial boards of several academic journals, including Advanced Materials. He has been an innovation, entrepreneurship, and technology transfer advisor to Oxford University, Princeton University and Washington University at St. Louis.

A first-generation college student from Mesquite, Texas, McCullough attended Eastfield Community College before earning a bachelor's degree in chemistry from the University of Texas at Dallas in 1982 and a doctoral degree in organic chemistry from Johns Hopkins University in 1988. McCullough also spent two years as a postdoctoral fellow at Columbia University in New York.

He and his wife, Jai Vartikar, have two children, Jason and Dylan, daughter-in-law, Sarah Christian, and two granddaughters, Gladys and Archer.

FSU BOARD OF TRUSTEES



PETER COLLINS

Chair



MAXIMINO ALVAREZ



KATHRYN BALLARD



ERIC CHICKEN



VIVIAN DE LAS CUEVAS-DIAZ



JORGE GONZALEZ



JIM W. HENDERSON



NASTASSIA JANVIER



CRAIG MATEER



DEBORAH SARGEANT



BOB SASSER



JOHN THIEL



DREW WEATHERFORD

VICE PRESIDENT & DIRECTOR OF ATHLETICS



MICHAEL ALFORD

Vice President & Director of Athletics

Michael Alford, who has a remarkably broad-based career with championship organizations including serving as CEO and President of Seminole Boosters, Inc., was named Vice President and Director of Athletics at Florida State University on December 9, 2021.

During his 26 years in intercollegiate athletics and professional sports, Alford has held positions with the Dallas Cowboys, the University of Alabama, the University of Oklahoma, the University of Southern California, the Cincinnati Bengals and was Associate Vice President and Director of Athletics at Central Michigan University from 2017-2020.

Under Alford's leadership since 2020, Seminole Boosters added over 2,000 new annual members, raised \$15 million towards a new football operations center bringing the total commitments to over \$55 million, and conceived and launched concepts to dramatically improve the fan experience at Doak Campbell Stadium.

Prior to his arrival at Florida State, Alford served as Associate Vice President and Director of Athletics at Central Michigan University from 2017-2020. He is credited with leading Central Michigan during the most successful fundraising period in its athletics history. Notably, Alford hired eight coaches at Central Michigan, four of whom went on to win conference coach of the year honors in their first two seasons. Alford also guided the renegotiation of CMU Athletics' apparel contract which resulted in a 600 percent increase in revenue, spearheaded an all-time high in Chippewa Athletic Fund memberships and oversaw the department's all-time fundraising record in 2018-2019 that eclipsed the mark set in 2017-2018 by 50 percent. He also spearheaded the fundraising and project oversight for the Chippewa Champions Center which was completed in 2021.

From 2012 to 2017, Alford was the Senior Associate Athletic Director for Development and Administration at the University of Oklahoma where he oversaw the Sooner Club, the principal fundraising arm of OU Athletics. The Sooner Club set annual giving records and increased membership to an all-time high under his leadership. He also played an integral role in the \$160 million capital campaign for the renovation of the Gaylord Family - Oklahoma Memorial Stadium and the university's football facility. In addition, Alford oversaw the men's basketball program, which advanced to the NCAA Final Four in 2016, the men's tennis program, which finished as runners up for the NCAA Championship three times as well as the Sooner's women's tennis program.

Before joining Oklahoma, Alford was Senior Director of Corporate Partnerships and Sales for the Dallas Cowboys (2008-2012). With the Cowboys, he cultivated corporate relationships that resulted in over \$400 million in contractual revenue for the club. In his role, he managed all aspects of programming for Cowboys Stadium.

Prior to joining the Cowboys, Alford was the General Manager of Crimson Tide Sports Marketing at the University of Alabama (2004 to 2008). Crimson Tide Sports was responsible for the management of the media rights for Alabama. He provided oversight for all aspects of sales and marketing, including corporate sponsorships, radio and television, sports marketing, and the internet. He was also involved in contract design, negotiations and hiring of coaches, and the management and enhancement of ancillary revenue streams - including licensed apparel, merchandising contracts and concessions.

Alford also worked at ABC Broadcasting in Los Angeles, where he provided oversight of sports sales for both the Anaheim Angels and Los Angeles Kings radio networks. Before ABC, he was Associate Athletics Director at the University of Southern California, where he oversaw all aspects of marketing, corporate sales and media contract negotiations.

Alford's first position in professional sports was Corporate Sales Executive with the Cincinnati Bengals. In this role, he was actively involved in all facets of the planning, construction and corporate sponsorships for Paul Brown Stadium. In addition, he provided oversight for Ticket Marketing, Group Sales and Hospitality. His first position in Intercollegiate Athletics was at the University of Cincinnati as Assistant Director of Marketing.

Alford played baseball at Mississippi State before transferring to UAB, where he earned a bachelor's degree in Communication in 1993. He received a master's in Athletics Administration from the University of Arkansas in 1995.

Alford is married to Laura, a collegiate volleyball student-athlete at Hawaii and former Division I head volleyball coach. They have three daughters Audrey, Ashley and Anna Leigh.

SENIOR ATHLETICS ADMINISTRATION



CINDY HARTMANN

Deputy Athletics Director for Administration



ROSS COBB

Senior Associate Athletics Director/CFO



JIM CURRY

Senior Associate Athletics Director



VANESSA FUCHS

Senior Associate Athletics Director/SWA



MICHELE OSBORNE

Senior Associate Athletics Director for Governance & Compliance



JASON DENNARD

Associate Athletics Director of New Revenue Generation & Marketing



ROB WILSON

Associate Athletics Director for Communication

SEMINOLE TRIBE OF FLORIDA

By Barry Ray
FSU Office of News and Public Affairs

As a people, few have prevailed over more trying circumstances than the Seminole Indians of Florida. Over the course of almost two centuries, Florida's Seminoles endured three wars with the U.S. government, resisted numerous efforts to relocate them to federal reservations in the West, and ultimately made their home in one of the world's most inhospitable environments, the Florida Everglades. That they have not only survived, but thrived – all the while maintaining their fierce independence and rich culture – is a tribute to their courage and perseverance. This is their story.

Long before European explorers ever visited the area now known as Florida, native peoples had been living here for thousands of years. In fact, as many as 100,000 members of four Indian nations – the Apalachee, the Tequesta, the Timucua and the Calusa – were living in highly organized settlements throughout the peninsula when the Spanish first arrived in 1513.

The native peoples' lack of resistance to smallpox, yellow fever and other "European" diseases, as well as later slaving raids from the English colonies of Georgia and South Carolina, eventually decimated their numbers. By the mid-18th century, the Indian nations of Florida had ceased to exist.

In their place, groups of Indians from a confederation of tribes collectively referred to as the Lower Creeks began moving into Florida from Alabama and Georgia. They had been pushed out of their former homes by the encroachment of white settlers, as well as by conflicts with other tribes. It was around this time that the name "Seminoles" first appeared; there are several possible explanations as to its origins.

When the first English speakers began arriving in Florida in 1763, they found many Creeks living as yat'siminoli, or "free people," across the northern part of the Florida peninsula. ("Yat'siminoli" was a term used in the Mikisúkī, or Miccosukee, language, which still is spoken today.) The settlers may have simply ignored the Indians' separate tribal affiliations and called them all Seminoles, or Seminoles.

Others believe that the Seminole name comes from the Spanish word cimarron, meaning "wild men" or "unconquered." The Indians may have been given this name because they had escaped from slavery in the English-controlled colonies to the north.

With the end of the American Revolutionary War in 1784, English-speaking settlers began moving southward in ever greater numbers, buying or seizing land from the native inhabitants. By 1813, some of the Creek tribes in Alabama rose up against the white settlers and the Indian tribes that supported them. This conflict, known as the Creek War of 1813-14, proved disastrous to all of the tribes. U.S. troops led by Gen. Andrew Jackson crushed the uprising and forced a treaty on the Creeks that took more than 2 million acres of land from them. Several thousand Creek warriors and their families migrated south into Spanish Florida, where they and the Seminoles increased their resistance to white settlement.

In 1814, such conflicts escalated into the first of three Seminole wars. Over the next four years, Jackson illegally entered Spanish Florida numerous times to burn Seminole villages and kill resistance leaders.

With the end of the First Seminole War in 1818, many Indians moved further into Florida. By 1820, the year before Spanish Florida became a U.S. territory, there were at least 5,000 Seminoles, Creeks and Mikisúkī people living here. However, a series of federal treaties failed to protect their rights and, in 1835, war broke out again.

The Second Seminole War (1835-42) proved to be the longest, most costly, and the last of the U.S. wars of Indian removal fought east of the Mississippi River. It also would be the first guerilla-style war faced by U.S. troops. Led by the fierce warrior Osceola, the Seminoles were aided by runaway slaves, who received protection from their allies in return for a portion of the agricultural staples that they grew. These so-called "Black Seminoles" also had a reputation as fierce fighters, and were equally determined to preserve their freedom.

The fighting ended in a stalemate in 1842, and an uneasy peace lasted for 14 years. In 1856, however, Seminole leader Billy Bowlegs and his followers were provoked by U.S. soldiers. They retaliated, and the ensuing series of skirmishes became known as the Third Seminole War (1856-58).

When U.S. troops once more withdrew – again with no treaty or victory – the Seminole Wars finally ended. All told, more than 3,000 Seminoles had been forcibly removed from Florida to the Western territories of Arkansas and Oklahoma. As few as 300 remained in Florida, and they took refuge within the dense swamps of the Everglades. However, their place in history was assured as the only American Indian tribe never to have signed a peace treaty with the U.S. government.

From the 1920s onward, as the development boom exploded in South Florida, the Seminoles lost more and more of their hunting lands to tourists and settlers. They became agricultural workers in the vegetable fields of South Florida, and also ran tourist attractions, wearing their colorful patchwork clothing, producing souvenirs and wrestling alligators.

On Aug. 21, 1957, the Seminole Tribe of Florida was established through a majority vote of Florida's Seminole Indians. This vote gave the Seminoles federal recognition as a self-governing tribe with a constitutional form of government. The Seminole Tribe of Florida now has almost 3,000 members living on five reservations across the peninsula at Hollywood, Big Cypress, Brighton, Immokalee and Tampa.

The Seminoles work hard to be economically independent. Tourism and gaming profits pay for infrastructure and schools on their reservations, while citrus groves, cattle agriculture, aircraft production, tobacco sales, land leases and aquaculture are other significant sources of revenue.

Having persevered through two centuries of adversity, the Seminole Indians of Florida have earned the right to call themselves "the unconquered people." Their indomitable spirit is one that Florida State University proudly seeks to emulate in all of its endeavors.

THE SYMBOL: SEMINOLES

Florida State would play two games in 1947 before students demanded the school acquire a symbol. While details conflict, most believe the account of a poll of the student body is accurate. The Florida Flambeau reported that Seminoles had won by 110 votes over Statesmen. The rest of the top contenders (in order) were Rebels, Tarpons, Fighting Warriors and Crackers.

In the 1950s, a pair of students dressed in Native American costumes and joined the cheerleaders on the field which eventually evolved into the majestic symbol of Osceola and Renegade that FSU now enjoys. Today, the Seminole Indian Tribe participates in many campus activities.



Florida State University is proud of its longstanding cooperative relationship with the Seminole Tribe of Florida. The Seminole people have suffered many hardships and injustices, but they have remained brave, dignified and proud. The Seminoles are unconquered. They symbolize what we hope will be the traits of all of our graduates, including our student-athletes.