

FLORIDA STATE


BASEBALL MEDIA GUIDE



20 **FS** 16



TABLE OF CONTENTS



MEDIA/OUTLOOK

1	Table of Contents
2-4	Media Information
5	University & Athletic Administration
6	Quick Facts
7	2016 Roster
8	2016 Roster Breakdown
9	2016 Photo Roster
10-11	Mike Martin Field at Dick Howser Stadium

COACHES

12-15	Head Coach Mike Martin
16	Associate Head Coach Mike Bell
17	Assistant Coach Mike Martin, Jr.
18	Director of Baseball Ops Chip Baker
18	Volunteer Assistant Clyde Keller
19	Support Staff

PLAYERS

20	Hayden Kelly
21-22	John Sansone
23-24	Mike Compton
25	Nick Graganella
26	Matthew Kinney

27	Tyler Warmoth
28	Alex Diese
29	Bryan Bussey
30	Alec Byrd
31	Ben DeLuzio
32	Matt Henderson
33	Quincy Nieporte
34	Hank Truluck
35	Jim Voyles
36	Gage West
37	Taylor Blatch
38	Ed Voyles
39	Andy Ward
40	Will Zirzow
41	Dylan Busby
42	Drew Carlton
43	Cobi Johnson
44	Darren Miller
45	Taylor Walls
46-48	Newcomers
49	Bat Girls

REVIEW

50-51	2015 Season In Review
-------	-----------------------

52-53	2015 Final Stats
54	2015 Final Results
55-71	2015 Box Scores
72	2015 ACC Season In Review
73-75	2015 ACC Stats

OPPONENTS

76-79	2016 Opponents
80-81	All-Time Series Records
82-87	All-Time ACC Results
88-105	All-Time Results

RECORDS

106	Louisville Slugger Ad
107-108	FSU Team Records
109-110	FSU Individual Records
111-118	Top Ten Lists
119-121	Year-by-Year Stats
116-119	All-Time Lettermen
126-129	All-Time Jersey Numbers
130-140	All-Time Hitting Statistics
141-147	All-Time Pitching Statistics
148	All-Time Coaching Records

HONORS

149-155	First Team All-Americans
156	National Award Winners
157	National Players of the Year
158-159	Golden Spikes Award
160-162	ACC Accolades

RESULTS

163-164	All-Time ACC Standings
164-166	All-Time ACC Tournament Results
167-184	Year-by-Year Results
185-188	NCAA Tournament Results

SEMINOLES IN THE PROS

189-191	Seminole In The MLB Draft
192-196	Seminole In The Majors

2016 ALMANAC CREDITS

The 2016 Florida State Baseball Almanac is a publication of the Florida State University Sports Information Office.

Written and edited: Jason Leturmy and Jon Cole. Page layout design: Jon Cole

Writing, editing and research assistance: Bob Thomas, Elliott Finebloom, Steven McCartney, Billy Clark, Becca Kepto, Miranda Mauro, Stephanie Pelliteri, Jack Shields

Historical research: Bob Perrone and Andrew Brady.

Cover design: Brandon Lane; Page template and graphic designs: Grant Hawkins Design, College Station, Texas. Printing: FSU UPS Store.

Featured Photographers: Ryals Lee, Larry Novey, Ross Obley, Mike Olivella, Phil Kelly, Bill Pearce and Tom Casazza.

Contributing Photographers: Brad Williams, TheACC.com, Brooks Wallace Award, Darren Decker of the Coleman Company, The Tallahassee Democrat, Bill Greenblatt (St. Louis Cardinals), Scott Rovak (St. Louis Cardinals), Taka Yanagimoto (St. Louis Cardinals), ©2009 S.F. Giants (Buster Posey), Michael Ivins (Boston Red Sox), Ralph Wood (Luke Weaver – USA Baseball), New York Yankees (Stephen Drew) and Dan Mendik, Cleveland Indians (Tyler Holt).

Special Thanks: George Lane, ACC Assistant Director of Communications; ACC Baseball SIDs, Bo Carter, NCBWA, Jason Leturmy, Jim & Jane Cole and Olivia Cole.



MEDIA INFORMATION

FSU MEDIA INFORMATION

Florida State Assistant Sports Information Director Jon Cole can assist you with any requests or questions regarding the Seminoles' 2016 baseball program, almanac, coaches or student-athletes.

Jon Cole

Florida State Assistant SID/Baseball
850.644.5656 – office
850.228.1727 – cell
Email: jccole@fsu.edu

Mailing address:

FSU Sports Information
PO Drawer 2195, Tallahassee, FL 32316

Shipping address:

FSU Sports Information
403 Stadium Dr. West Room D0107, Tallahassee, FL 32306

CREDENTIAL REQUESTS

Press credentials are issued to members of the working media in the form of both season and game-by-game passes. All working press – print, digital, radio and television – should submit requests at their earliest opportunity prior to game day. Requests can be submitted in writing to the address above, or by emailing Jon Cole (jccole@fsu.edu). Credentials can be picked up in the Florida State Sports Information Office on the second floor of the Moore Athletic Center, or at the Will Call ticket window on the first base side of Dick Howser Stadium on game days only.

PARKING

There is no designated media parking for Florida State baseball games. Parking is available in the university lots around Dick Howser Stadium on a first-come, first-serve basis. All media are encouraged to arrive as early as possible to avoid parking problems. Legally parked cars will not be ticketed on game days, beginning two hours prior to first pitch.

PHOTOGRAPHERS

In accordance with NCAA rules and regulations, all photographers and videographers are required to shoot from within the designated areas inside the playing field area. Only credential-holding photographers and videographers will be admitted to shoot in those designated areas. These areas are marked just inside the gates adjacent to the home and visitors' dugouts. Photographers and videographers are asked not to obstruct the view of fans.

PHONE LINES

Florida State provides one phone line and one ISDN line for the visiting team's radio booth located in the press box, behind home plate. Phone lines can be used to make local calls only. Florida State has only one active phone line in the main press box at Dick Howser Stadium, but does provide high speed internet connections. Media members are encouraged to bring their own ethernet cables. A limited supply will be made available in the press box on a first-come, first-serve basis.

SPORTS INFORMATION DIRECTORY



Jon Cole
Assistant SID



Elliott Finebloom
Asst AD/SID & Digital Media



Chuck Walsh
Deputy SID



Zach Stipe
Director of Football Communications



Bob Thomas
Associate SID



Jason Leturmy
Assistant SID/Baseball



Scott Moriak
Assistant SID



Christa Salerno
Assistant SID



Steve Stone
Assistant SID



Steven McCartney
SID Assistant





MEDIA INFORMATION

PLAYERS AND COACHES INTERVIEWS

All player and coach interviews must be arranged through Jon Cole in the Florida State Sports Information at 850.644.5656 (office) or 850.228.1727 (cell) or via email at jccole@fsu.edu. Florida State coaches and players will be made available to the media at Dick Howser Stadium prior to practices on weekdays.


On game days, FSU coach Mike Martin and requested players will be made available at the conclusion of each game, following a 10-minute cooling off period. Martin will meet with the media in the Tradition Room immediately after addressing the team. Requested FSU players will also be escorted to the Tradition Room by a member of the sports information staff after Martin's interview is completed. All media interviews with players and coaches must be conducted at these times, unless previously arranged through the sports information office. Player contact information will not be shared and interviews outside the established parameters are prohibited. Players are not to be contacted through the use of Twitter, Facebook and other social media avenues.



FSU ON THE WEB

All the game stories, updated stats, weekly releases, photo galleries, live stat links and Seminole baseball news is available 24 hours a day, seven days a week at www.seminoles.com, the official athletic website for Florida State University.

FSU baseball followers active in the social media sphere can tap into up-to-the-moment information by following Seminoles.com and FSU Baseball on Twitter (@FSUBaseball), Facebook ([Facebook.com/FSUBaseball](https://www.facebook.com/FSUBaseball)), Instagram (NoleBaseball) and YouTube, or follow in-game coverage through Gametracker.



THE LEE BOWEN RADIO BOOTH

Lee Bowen (1957-2004)

For 15 years, Lee Bowen served as the voice of the Florida State Seminoles. From Marshall McDougall's record-setting six home run game at Maryland to numerous NCAA postseason appearances, Lee Bowen was Seminole baseball.

Bowen called the action for over 1,000 Florida State baseball games over his 15-year career, including 26 from the College World Series. He was behind the microphone for more than 100 Seminole NCAA postseason games.

He was a one-man show on the road, calling the action from as far as away as Hawaii and California. At home, Bowen teamed with longtime partner Jim Crosby as the many fans sitting at Dick Howser Stadium would listen in as they watched the ballgames. Bowen traveled with the team to the College World Series in Omaha eight times, including the 1999 CWS in which Florida State defeated Stanford in extra innings to advance to the national championship game.

Over his last five years, Bowen was joined in the radio booth by his wife Adrienne. The two were married on June 27, 1999 and Adrienne would often accompany her husband on Seminole baseball road trips.

Bowen, who was instrumental in getting all Florida State baseball games on the radio, also served as the broadcast coordinator for football and men's basketball on FSU's radio network. He began his career as a statistician on the network after he came to Tallahassee from the Burlington Indians of the Appalachian League, where he called play-by-play for the rookie league team.





MEDIA INFORMATION

RADIO

Florida State will continue its relationship with Red Hills Broadcasting as the flagship radio station for Seminole Baseball in 2016. All games will be carried locally in Tallahassee on WQTL - 106.1 FM with Eric Luallen providing all the play-by-play action for the ninth consecutive year. From the season opener to all the ACC and NCAA Tournament action beginning in May, WQTL will give FSU fans the best coverage in college baseball.

Out of town listeners for all FSU baseball games can listen to the live radio broadcast **FREE OF CHARGE** on the official site for Florida State athletics Seminoles.com or through the Florida State University Gameday app.



TELEVISION/INTERNET

Florida State's rich baseball tradition will once again attract live coverage from cable television networks throughout the Southeast. The Seminoles' strong baseball tradition and Atlantic Coast Conference schedule make Florida State no stranger to television exposure. Seminole baseball will be featured over 20 times on national television throughout the 2016 regular season with games to air on ESPNU, ESPN3, CSS and the Regional Sports Network.



THE MIKE MARTIN SHOW

Beginning in February and airing for 15 consecutive weeks, "The Mike Martin Show" provides Seminole fans with recaps of the past week's action, player features and a behind the scenes look at the coach and his nationally-acclaimed baseball program. Hosted by Associate Athletics Director for Communications Rob Wilson and supervised by Jim Garbarino with Seminole Productions, the 30-minute show airs statewide on Sun Sports and locally on Fox 49. Jim Garbarino and Seminole Productions have won numerous awards for their work with Florida State Athletics. Seminole Productions has won three Golden Matrix Awards for the content appearing on Seminole Vision screens, which was voted tops in the nation among all universities by members of the NFL, NBA, MLB, NHL and other In-Game Entertainment professionals. Over the last few years alone, the Seminole Production's staff has won over 100 National Awards including Aurora's, Telly's, and Communicator's and even four Emmy Nominations. The Mike Martin Show and Jim Garbarino have been recognized for excellence multiple times in the shows' production.



Eric Luallen with head coach Mike Martin
Voice of Seminole Baseball

SEMINOLE PRODUCTIONS STAFF



Mark Rodin
Executive Director



Jim Garbarino
Senior Director



Jerry Tootle
Senior Producer



Kirby Kander
Sr. Director Live Events



Greg Christopher
Producer



Corrina Dolan
Producer



Sarah Hartle
Producer



Sharni Howarth
Producer




Jake Durshimer
Producer





UNIVERSITY & ATHLETIC ADMINISTRATION



JOHN THRASHER
PRESIDENT




PAMELA L. PERREWE
FACULTY ATHLETICS
REPRESENTATIVE



STAN WILCOX
ATHLETICS DIRECTOR



CINDY HARTMANN
DEPUTY ATHLETICS DIRECTOR
FOR ADMINISTRATION




KARL HICKS
DEPUTY ATHLETICS DIRECTOR
FOR EXTERNAL OPERATIONS



VANESSA FUCHS
SENIOR ASSOCIATE
ATHLETICS DIRECTOR/SWA



MONK BONASORTE
SENIOR ASSOCIATE
ATHLETICS DIRECTOR



DR. GREG BEAUMONT
SENIOR ASSOCIATE
ATHLETICS DIRECTOR/
ASSOCIATE DEAN



MATT BEHNKE
SENIOR ASSOCIATE
ATHLETICS DIRECTOR/CFO



JOHN LATA
ASST. ATHLETICS DIRECTOR/
BASEBALL OVERSIGHT

2015-16 FLORIDA STATE BOARD OF TRUSTEES



Edward E. "Ed" Burr,
Chair



Leslie Pantin,
Vice Chair



Kathryn Ballard



Allen Bense



William "Buzzy" Buzzett



Emily Fleming Duda



Susan Fiorito



Joseph Gruters



Mark Hillis



Craig Mateer



Bob Sasser



Brent W. Sembler



Jean Tabares



BASEBALL QUICK FACTS

UNIVERSITY INFORMATION

Location Tallahassee, FL
 Symbol Seminoles
 Colors Garnet and Gold
 Enrollment..... (as of Fall 2015) 41,473
 President John Thrasher
 Athletic Director..... Stan Wilcox
 Assistant Athletics Director of Student Services/Baseball..... John Lata
 Conference Atlantic Coast Conference
 National Affiliation (Division).....Division I

BASEBALL INFORMATION

Head Coach..... Mike Martin
 Alma Mater Florida State (1966)
 Record at Florida State..... 1857-649-4 (37th Season)
 Career Coaching Record 1857-649-4 (37th Season)
 Associate Head Coach Mike Bell (5th Season)
 Assistant Coach Mike Martin, Jr. (19th Season)
 Volunteer Coach..... Clyde Keller (1st Season)
 Baseball Office Phone Number..... 850.644.1073
 Ticket Office Phone Number 850.644.1830
 Home Field/Capacity Dick Howser Stadium/6,700
 Surface/Dimensions Natural Grass/LF-340, CF-400, RF-320

TEAM INFORMATION

2015 Overall Record..... 44-21
 Home Record..... 30-7
 Away/Neutral Record 9-14
 2015 Conference Record/Finish..... 17-13/2nd in Atlantic Division
 Home Record..... 10-5
 Away Record..... 7-8
 2015 ACC Tournament..... 4-0 / ACC Tournament Champions
 Defeated Clemson 3-1
 Defeated North Carolina 8-4
 Defeated Louisville 6-0
 Defeated NC State 6-2
 2015 NCAA Tournament 0-2 - Regional
 Tallahassee Regional - Defeated Mercer 5-4
 Defeated College of Charleston 3-2
 Defeated College of Charleston 8-1
 Gainesville Super Regional - Lost to Florida 13-5
 Lost to Florida 11-4
 Letterwinners Returning/Lost 21/11
 Newcomers..... 13
 Position Starters Returning/Lost..... 6/3 + DH
 Pitchers Returning/Lost 11/6
 Starting Pitchers Returning/Lost 3/1
 All-Time School Record (Yrs/Pct.) 2757-1020-10 (68/.730)
 All-Time ACC Record (Yrs)..... 443-187-0 (24)
 All-Time NCAA Record (Yrs) 180-119-0 (53)
 Years in NCAA Regional (Last) 53 (2015, 38 Consecutive)
 All-Time College World Series Record (Pct.)..... 28-42-0 (.400)
 Years in College World Series (Last)..... 21 (2012)

SID INFORMATION

Baseball SID Jon Cole
 Phone Number..... 850.644.5656
 Fax Number..... 850.644.3820
 Cell Phone 850.228.1727
 Press Box Number 850.644.1553
 Email Address jccole@fsu.edu
 Mailing Address..... Florida State University
 403 Stadium Drive West, Room D0107
 Tallahassee, FL 32306
 Athletic Website..... www.seminoles.com
 Baseball Twitter @FSUBaseball
 Facebook Address..... Facebook.com/FSUBaseball
 Instagram..... NoleBaseball
 Conference Baseball SID George Lane
 Email Address glane@theacc.org
 Conference Website..... www.theacc.com

MEDIA INFORMATION

Radio Station..... WQTL - 106.1 FM
 Play-by-Play Announcer Eric Luallen

2015 FINAL RANKINGS

Baseball America 15
 Collegiate Baseball..... 12
 NCBWA 13
 Perfect Game 13
 D1Baseball.com 14
 USA Today/ESPN Coaches Poll 13

2015 ACC TEAM STATS

Batting242 (10th)
 Pitching..... 4.10 (4th)
 Fielding Percentage960 (13th)

RETURNING STAT LEADERS

Batting Average..... Quincy Nieporte (.297)
 Hits Quincy Nieporte (62)
 Runs Scored..... John Sansone (60)
 Doubles John Sansone/Dylan Busby (15)
 Triples..... Gage West (1)
 Home Runs..... Dylan Busby (9)
 RBI..... Quincy Nieporte (48)
 Stolen Bases Ben DeLuzio (14)
 ERA (30 + innings pitched) Mike Compton (3.55)
 Innings Pitched..... Drew Carlton (71.1)
 Wins Drew Carlton/Alec Byrd (5)
 Strikeouts..... Mike Compton (70)
 Saves None



2016 ROSTER

NUMERICAL ROSTER

No.	Name	B-T	Pos.	Ht.	Wt	Cl	Hometown (Previous School)
1	Nick Graganella	R/R	OF	5-8	175	RSr.	Tallahassee, FL (Tallahassee CC)
2	Jackson Lueck	S/R	OF	6-1	190	Fr.	Orlando, FL (Orangewood Christian)
3	Darren Miller	R/R	INF/C	5-8	175	So.	Key West, FL (Key West HS)
5	Matthew Kinney	L/L	LHP	6-0	195	RSr.	Alpharetta, GA (Belmont University)
6	Cobi Johnson	R/R	RHP	6-4	190	So.	Holiday, FL (JW Mitchell HS)
7	Steven Wells Jr.	R/R	RHP/OF	6-2	175	So.	Key West, FL (Key West HS)
9	Andy Ward	R/R	RHP	6-3	200	RSo.	Oviedo, FL (Oviedo HS)
10	Taylor Walls	S/R	INF	5-10	180	So.	Cordele, GA (Crisp County HS)
12	John Sansone	R/R	INF	5-11	200	Sr.	New Castle, PA (Neshannock HS)
13	Donovan Petrey	L/L	OF	5-10	195	Fr.	Arcadia, FL (Port Charlotte HS)
14	Tyler Holton	L/L	LHP/OF	6-2	200	Fr.	Tallahassee, FL (Lincoln HS)
15	Hank Truluck	R/R	INF	6-0	190	Jr.	Ocala, FL (Forest HS)
16	Taylor Blatch	R/R	RHP	5-11	160	RSo.	Stuart, FL (Jensen Beach HS)
17	Mike Compton	R/R	RHP	6-2	195	RSr.	Branson, MO (Branson HS)
18	Ed Voyles	R/R	RHP	6-7	205	RSo.	Atlanta, GA (Holy Innocents Episcopal HS)
19	Andrew Karp	R/R	RHP	6-3	210	RFr.	Winter Garden, FL (West Orange HS)
20	Gage West	L/R	C	6-1	205	Jr.	Tallahassee, FL (Lincoln HS)
21	Ben DeLuzio	R/R	OF	6-3	190	Jr.	Windermere, FL (The First Academy)
23	Tyler Warmoth	R/R	RHP	6-2	215	RSr.	Orlando, FL (Stetson University)
24	Matt Henderson	S/R	INF	5-9	165	Jr.	Chico, CA (Santa Barbara CC)
25	Ronnie Ramirez	R/R	RHP	5-9	180	Fr.	Tampa, FL (Jesuit HS)
26	Cole Sands	R/R	RHP	6-3	210	Fr.	Tallahassee, FL (North Florida Christian)
28	Dylan Busby	R/R	INF	6-3	185	So.	Sarasota, FL (Sarasota HS)
29	Quincy Nieporte	R/R	INF	6-1	228	Jr.	Atlanta, GA (Tallahassee CC)
30	Will Zirzow	R/R	RHP	6-5	220	RSo.	Jacksonville, FL (The Bolles School)
31	Alec Byrd	L/L	LHP	6-3	175	Jr.	Miami Shores, FL (St. Thomas Aquinas HS)
32	Hayden Kelly	L/R	INF/OF	5-10	210	Sr.	Inverness, FL (Polk State College)
33	Chase Haney	R/R	RHP	6-6	225	Fr.	Winter Garden, FL (Windermere Prep)
35	Cal Raleigh	S/R	C	6-3	205	Fr.	Cullowhee, NC (Smoky Mountain HS)
36	Dillon Brown	R/R	RHP	6-0	170	Fr.	Lynn Haven, FL (Mosley HS)
38	Alex Deise	L/L	LHP	6-3	190	RJr.	St. Petersburg, FL (St. Petersburg College)
42	Jim Voyles	R/R	RHP	6-7	205	Jr.	Atlanta, GA (Holy Innocents Episcopal HS)
44	Jared Middleton	L/L	LHP	5-10	215	Fr.	Lakeland, FL (George Jenkins)
46	Drew Carlton	R/R	RHP	6-1	207	So.	Lakeland, FL (George Jenkins HS)
53	Bryan Bussey	R/R	C	6-2	220	Jr.	Weaverville, NC (Walters State CC)

COACHING STAFF

- 11 **Head Coach:** Mike Martin (37th Season) Florida State (1966)
 22 **Associate Head Coach:** Mike Bell (5th Season) Florida State (1996)
 4 **Assistant Coach:** Mike Martin, Jr. (19th Season) Florida State (1995)
 41 **Volunteer Assistant:** Clyde Keller (1st Season)

ALPHABETICAL ROSTER

No.	Name	Pos
16	Taylor Blatch.....	RHP
36	Dillon Brown.....	RHP
28	Dylan Busby.....	INF
53	Bryan Bussey.....	C
31	Alec Byrd.....	LHP
46	Drew Carlton.....	RHP
17	Mike Compton.....	RHP
38	Alex Deise.....	LHP
21	Ben DeLuzio.....	OF
1	Nick Graganella.....	OF
33	Chase Haney.....	RHP
24	Matt Henderson.....	INF
14	Tyler Holton.....	LHP/OF
6	Cobi Johnson.....	RHP
19	Andrew Karp.....	RHP
32	Hayden Kelly.....	INF/OF
5	Matthew Kinney.....	LHP
2	Jackson Lueck.....	OF
44	Jared Middleton.....	LHP
3	Darren Miller.....	INF/C
29	Quincy Nieporte.....	INF
13	Donovan Petrey.....	OF
35	Cal Raleigh.....	C
25	Ronnie Ramirez.....	RHP
26	Cole Sands.....	RHP
12	John Sansone.....	INF
15	Hank Truluck.....	INF
18	Ed Voyles.....	RHP
42	Jim Voyles.....	RHP
10	Taylor Walls.....	INF
9	Andy Ward.....	RHP
23	Tyler Warmoth.....	RHP
7	Steven Wells Jr.....	RHP/OF
20	Gage West.....	C
30	Will Zirzow.....	RHP

PRONUNCIATION GUIDE

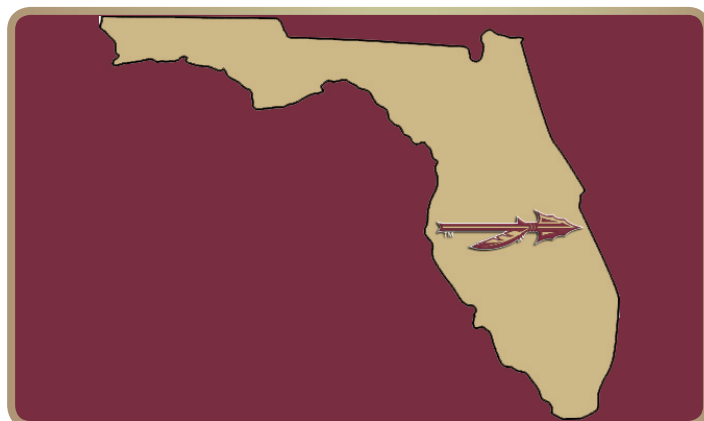
Alex Deise.....Dees
 Quincy Nieporte.....Knee-aport-ee
 Will Zirzow.....Zear-Zow



ROSTER BREAKDOWN



CALIFORNIA..... 1 - HENDERSON



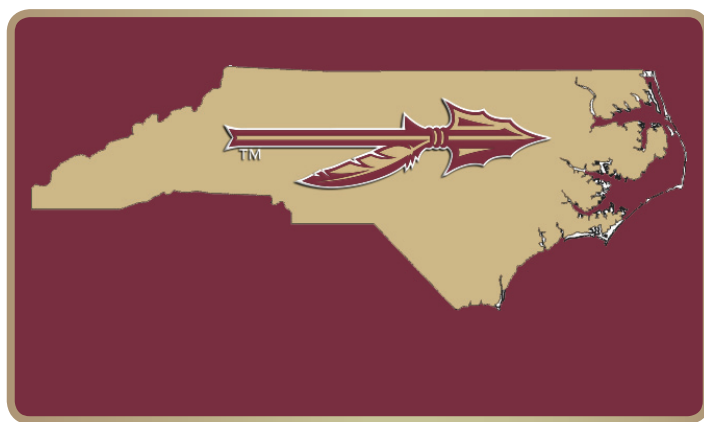
FLORIDA 25 - Blatch, Brown, Busby, Byrd, Carlton, Deise, DeLuzio, Graganella, Haney, Holton, Johnson, Karp, Kelly, Lueck, Middleton, Miller, Petrey, Ramirez, Sands Truluck, Ward, Warmoth, Wells Jr., West, Zirzow



GEORGIA5 - Kinney, Nieporte, J. Voyles, E. Voyles, Walls,



MISSOURI 1 - Compton



NORTH CAROLINA.....2 - Raleigh, Bussey




PENNSYLVANIA1 - Sansone




2016 PHOTO ROSTER

**1**

Nick Graganella
OF, R/R, 5-8, 175
R-SR, Tallahassee, FL

**2**

Jackson Lueck
OF, S/R, 6-1, 190
FR, Orlando, FL

**3**


Darren Miller
INF/C, R/R, 5-8, 175
SO, Key West, FL

**5**


Matthew Kinney
LHP, L/L, 6-0, 195
R-SR, Alpharetta, GA

**6**


Cobi Johnson
RHP, R/R, 6-4, 190
SO, Holiday, FL

**7**

Steven Wells, Jr.
RHP/OF, R/R, 6-2, 175
SO, Key West, FL

**9**

Andy Ward
RHP, R/R, 6-3, 200
R-SO, Oviedo, FL

**10**


Taylor Walls
INF, S/R, 5-10, 180
SO, Cordele, GA

**12**

John Sansone
INF, R/R, 5-11, 200
SR, New Castle, PA

**13**

Donovan Petrey
OF, L/L, 5-10, 195
FR, Arcadia, FL

**14**

Tyler Holton
LHP/OF, L/L, 6-2, 220
FR, Tallahassee, FL

**15**

Hank Truluck
INF, R/R, 6-0, 190
JR, Ocala, FL

**16**

Taylor Blatch
RHP, R/R, 5-11, 160
R-SO, Stuart, FL

**17**

Mike Compton
RHP, R/R, 6-2, 195
R-SR, Branson, MO

**18**

Ed Voyles
RHP, R/R, 6-7, 205
R-SO, Atlanta, GA

**19**

Andrew Karp
RHP, R/R, 6-3, 210
R-FR, Winter Garden, FL

**20**


Gage West
C, L/R, 6-1, 205
JR, Tallahassee, FL

**21**

Ben DeLuzio
OF, R/R, 6-3, 190
JR, Windermere, FL

**23**

Tyler Warmoth
RHP, R/R, 6-2, 215
R-SR, Orlando, FL

**24**


Matt Henderson
INF, S/R, 5-9, 165
JR, Chico, CA

**25**


Ronnie Ramirez
RHP, R/R, 5-9, 180
FR, Tampa, FL

**26**


Cole Sands
RHP, R/R, 6-3, 210
FR, Tallahassee, FL

**28**

Dylan Busby
INF, R/R, 6-3, 185
SO, Sarasota, FL

**29**

Quincy Nieporte
INF, R/R, 6-1, 228
JR, Atlanta, GA

**30**


Will Zirzow
RHP, R/R, 6-5, 220
R-SO, Jacksonville, FL

**31**

Alec Byrd
LHP, L/L, 6-3, 175
JR, Miami Shores, FL

**32**


Hayden Kelly
INF/OF, R/R, 5-10, 210
SR, Inverness, FL

**33**


Chase Haney
RHP, R/R, 6-6, 225
FR, Winter Garden, FL

**35**


Cal Raleigh
C, S/R, 6-3, 205
FR, Cullowhee, NC

**36**

Dillon Brown
RHP, R/R, 6-0, 170
FR, Lynn Haven, FL

**38**

Alex Deise
LHP, L/L, 6-3, 190
R-JR, St. Petersburg, FL

**42**

Jim Voyles
RHP, R/R, 6-7, 205
JR, Atlanta, GA

**44**

Jared Middleton
LHP, L/L, 5-10, 215
FR, Lakeland, FL

**46**


Drew Carlton
RHP, R/R, 6-1, 210
SO, Lakeland, FL

**53**

Bryan Bussey
C, R/R, 6-2, 220
JR, Weaverville, NC

**11**

Mike Martin
Head Coach
37th Season

**22**

Mike Bell
Associate Head Coach
5th Season

**4**

Mike Martin, Jr.
Assistant Coach
19th Season

**41**

Clyde Keller
Assistant Coach
1st Season



Chip Baker
Dir. of Operations



MIKE MARTIN FIELD AT



Dick Howser Stadium has taken its place as one of the top collegiate baseball facilities in the country after a two-year, \$12 million dollar project was completed in 2004.

Located on the campus of Florida State University, the stadium has welcomed over three million people since it was opened in 1983 and has provided fans with the feeling of having “the best seat in the house” to watch the finest in college baseball action. On April 2, 2005 Florida State University dedicated the field at Dick Howser Stadium to current head coach Mike Martin. Florida State’s skipper for the last 36 years coaches on the diamond bearing his name, Mike Martin Field at Dick Howser Stadium.

Florida State’s players and coaches enjoy the convenience and luxury of a clubhouse and locker room currently located behind the Seminole dugout. The Griffin Family Clubhouse was moved to the first base side for the 2004 season as the construction process was completed. The locker room contains a personalized wooden locker for each player, a separate locker room for the Seminole coaches and trainers, and a video area where FSU players and coaches can watch film. Stadium capacity increased to 6,700 as additional seats were added during the two-year construction process.

The stadium also houses all of the baseball offices. The coaches’ offices overlook the stadium behind home plate. There is also a weight room and training area adjacent to the clubhouse. Each of the areas were expanded and improved during the renovation process.

There are on-going efforts to keep Dick Howser Stadium one of the top facilities in college baseball. Truly a “player’s ballpark,” the stadium has had many upgrades even since the \$12 million renovation was completed. In 2005 an upgraded \$50,000 sound system was installed and an enhanced exterior brick façade as the outfield walls now match the exterior grandstand of the stadium. During the summer of 2011, the field underwent a major face lift in which a new drainage system was put in place in the outfield. New sod was also laid in both the infield and outfield, while new clay was deposited in the infield to regulate moisture. The foul territory, from the edge of the outfield grass in front of the first base dugout all the way around to the

third base dugout, was lined with turf. The most recent addition to Howser Stadium will find the greatest fans in the nation staying cool as seven new 14-foot fans were installed in the grandstand.

Dick Howser Stadium, named after the late Kansas City Royals and Florida State manager who was also Florida State’s first-ever baseball All-American, is a showcase befitting one of the top collegiate teams in the nation. From the beautifully manicured playing surface to the chair back seats, Howser Stadium is one of the best places in the country to watch a college baseball game.

In 2014, Dick Howser Stadium was rated as one of the top 100 best stadium experiences across all sports in the United States and Canada and just one of eight college baseball stadiums to make the ranking.

Florida State annually ranks in the top 15 nationally in attendance. In 2008, Florida State set the single-season record for total home attendance (202,132) marking the first time in school history that more than 200,000 fans turned out for a single season. In 2014, the Seminoles’ average home attendance eclipsed 5,000 for the first time in school history as FSU averaged 5,019 fans over 34 home games. The Seminole faithful helped reach a new landmark in 2009, when the 39-game home slate brought 184,227 fans to the ballpark, pushing FSU’s all-time, home attendance past three million.

The top three crowds in Dick Howser Stadium history all came during the 2008 season. FSU surpassed 6,000 fans three times in 2012, twice in 2013, on five occasions in 2014 and twice during the 2015 campaign. The Seminoles played in front of 6,634 fans in a battle with in-state rival Florida, where they downed the Gators 4-3 in 12 innings. When you consider that the one-millionth fan walked through the gates of Dick Howser Stadium in 1994 – only its 12th season of operation – and the four-millionth Seminole fan made the same trek 18 years later, there is little doubt that the Florida State remain a top draw. Since the 1983 opening, the Seminoles have averaged over 3,000 fans per game and more recently Florida State has averaged over 4,000 fans for 11 consecutive seasons.

The Seminole faithful set the standard for all others in the ACC as more than 100,000 FSU fans have attended games at Dick Howser Stadium each of the last 14 years and 16 of the last 17. No ACC school has drawn as many fans in the new millennium.

Seminole fans are simply the best and most knowledgeable in college baseball. Although they live and die with their Seminoles, the FSU faithful are known nationwide for their sportsmanship and appreciation of good baseball — by both teams. Fans, along with the stadium and a professional game operation, are a large reason that Mike Martin Field at Dick Howser Stadium has been chosen as an NCAA Regional Tournament site 29 times in 33 years since its opening in 1983. Dick Howser Stadium has also served as host to 10 Super Regionals since the new postseason format was adopted in 1999.

The stadium was dedicated in honor of Dick Howser in March of 1988 prior to an exhibition game between Florida State and the Kansas City Royals, two of Howser’s former teams. As part of the stadium dedica-

TOP 20 DICK HOWSER CROWDS			
No.	Opponent	Date	Attendance
1.	Miami	4/19/08	6,789
2.	Miami	4/18/08	6,756
3.	Florida	4/15/08	6,737
4.	Florida	4/10/12	6,730
5.	Florida	4/9/13	6,719
6.	Miami	4/15/06	6,715
7.	Miami	4/14/06	6,700
8.	Florida	4/14/15	6,634
9.	Miami	3/1/14	6,593
10.	Florida	4/18/07	6,574
11.	Georgia	2/22/14	6,568
12.	Duke	4/13/13	6,561
13.	Auburn	3/1/08	6,544
14.	Florida	4/13/10	6,526
15.	Texas	6/8/03	6,524
16.	Florida	4/8/14	6,514
17.	Auburn	6/4/05	6,398
18.	Florida	3/30/05	6,393
19.	Miami	4/10/04	6,387
20.	Florida	4/12/11	6,357



DICK HOWSER STADIUM



nole Clubhouse. Out of appreciation to the family for a generous gift when the school was renovating Dick Howser Stadium, FSU named one of the nation's top locker rooms in honor of the family as Seminole players now prepare for games and practices in the Griffin Family Clubhouse.

The clubhouse is one of the most impressive in the nation with personalized wooden lockers, a big screen television, a state-of-the-art sound system and every comfort current and future Seminoles could ever ask for.

"Phenomenal," was the first word that came to mind when former Seminole Doug Mientkiewicz first toured the Griffin Family Clubhouse. "I walked into the clubhouse for the first time and I said, 'This is better than 95% of the big league clubhouses.' The clubhouse at Fenway, when we won the World Championship in 2004, was about the size of this room. If it's not the best, I'd like to see the best in college baseball. To me this is the best place to be and this is the best place to play."

tion, Kansas City all-stars George Brett and Bo Jackson helped unveil a new \$150,000 matrix scoreboard and a bronze bust of Howser. While the bust of Howser still stands in Haggard Baseball Plaza, the matrix scoreboard was replaced in January 2004 with a new \$800,000 video board. The state-of-the-art scoreboard provides lineups, statistics and replays throughout the game and stands 40 feet high and 70 feet wide.

Mike Martin Field at Dick Howser Stadium has come a long way in the last two decades. Old Seminole Field was christened Seminole Stadium March 28, 1983, after a one million dollar renovation was completed on the park. Wooden bleachers were replaced with a two-tier concrete grandstand seating 2,500. Modern concession areas, restrooms and a press box complete with separate booths for radio and television broadcasts were also added.

Prior to the 1986 season, a screen was added to the top of the right field wall, increasing in five-foot increments from 20 feet in the power alley to 30 feet in right field — giving a unique effect.

The playing field itself is also often compared to that of a major league park. The FSU grounds crew oversees the everyday upkeep of the playing surface and surroundings, spending hours on the field year-round. The dedication and hard work were rewarded in the fall of 2001, when Dick Howser Stadium was named the best collegiate baseball field in the country. Often taken for granted, the grounds crew gives Mike Martin Field at Dick Howser Stadium a playing field unsurpassed by any collegiate team in the nation.

The beautiful home of Florida State's baseball Seminoles, from the Mike Loynd Tradition Room and the Griffin Family Clubhouse to the top-notch playing field and overall family atmosphere, is indeed a fitting tribute to one of FSU's greatest alumni, Dick Howser.

MIKE LOYND TRADITION ROOM

The Mike Loynd "Tradition Room", located underneath the first base stands, holds an attractive showcase which tells the story of the great players, award-winners and tremendous FSU teams of the past. Trophies and plaques depicting Florida State's baseball success through the years adorn the walls. It also provides a comfortable lounge area adjacent to the FSU clubhouse.

Separate wall displays, attractively back-lit, are devoted to Florida State All-Americans, former Seminoles in the pros and FSU's 21 College World Series teams and 17 conference championships. Another wall is lined with FSU's most recent tournament and conference championship trophies, as well as replicas of the Golden Spikes Awards of Mike Loynd, Mike Fuentes, J.D. Drew and Buster Posey.

The Mike Loynd Tradition Room, built thanks to the generous donation of former Florida State All-American Mike Loynd, serves as a showcase for the great tradition which is Florida State baseball.

THE GRIFFIN FAMILY CLUBHOUSE

Former Seminole first team All-American John-Ford Griffin grew up in a Garnet & Gold home. Both his father Bill and mother Carla attended FSU as well as his two sisters. So it seems appropriate one of the greatest Seminole baseball players, along with his entire family, have their names adorning the Semi-

STADIUM QUICK FACTS

Capacity	6,700
Dimensions.....	320' right - 400' center - 340' left
Alleys	360-RC; 365-LC
Height of Wall	10'
Height of Right Field Screen	30'
Playing Surface	Natural Grass (Bermuda)
Opening Day	March 29, 1983
First Game Result	FSU 5, LSU 15
First FSU Win	FSU 10, LSU 5 (3/30/83)
First Day Crowd	1,305
First Run	Tommy Zoeller (FSU)
First Hit	Zoeller, single to left
First RBI	Danny Dowell (FSU), single to score Zoeller
First Batter	John Morse (LSU)
First Putout ...	Rick Figueredo (FSU), 5-3 putout on Morse
First Assist	Mark Barineau (FSU) on Morse grounder
First Double	Ronnie Corbett (LSU), sixth inning
First Triple	Ronnie Corbett (LSU), eighth inning
First Home Run	Rick Figueredo (FSU), fifth inning
FSU in Dick Howser Stadium	1,032-214-1 (.828)

SEASON HOME ATTENDANCE TOTALS

(since opening of stadium in 1983)


Year	Dates	Total	Average
1983 [^]	30*	57,575	1,919
1984	51*	72,518	1,422
1985	58*	103,552	1,785
1986	45*	118,897	2,642
1987	43*	86,209	2,005
1988	46*	86,628	1,884
1989	46*	87,240	1,896
1990	40	106,081	2,652
1991	40*	109,549	2,739
1992	41*	90,278	2,202
1993	40*	80,757	2,019
1994	42*	106,352	2,532
1995	35*	85,137	2,432
1996	36	72,382	2,010
1997	38*	86,622	2,595
1998	32*	62,128	1,941
1999	40*	102,931	2,573
2000	41*	114,651	2,796
2001	37*	91,520	2,474
2002	44*	129,013	2,932
2003	40*	131,223	3,281
2004	35*	115,680	3,305
2005	38*	171,643	4,516
2006	37	163,587	4,421
2007	41*	183,534	4,476
2008	41*	202,132	4,930
2009	39*	184,227	4,724
2010	37*	172,149	4,652
2011	38*	176,859	4,654
2012	38*	174,180	4,583
2013	40*	183,770	4,594
2014	34*	170,651	5,019
2015	36*	152,988	4,134
TOTAL	1,319	4,044,643	3,066

[^]Stadium opened in middle of 1983 season; *Includes NCAA Regional & Super Regional games; BOLD Italic indicates FSU single-season record.



SEMINOLE COACHING STAFF

MIKE MARTIN



HEAD COACH

FLORIDA STATE '66

37th SEASON AT FSU

FSU RECORD: 1,857-649-4 (.740)

CAREER RECORD: 1,857-649-4 (.740)

Entering his 37th season as the Seminoles' head coach in 2015, Mike Martin continues to redefine success by any standard of measure. With 1,857 career victories, a .741 winning percentage that sits atop among all active NCAA Division I coaches, 36 consecutive regional tournament appearances and 15 trips to the College World Series, Martin's place in college baseball history is secure.

Martin was inducted into the American Baseball Coaches Association Hall of Fame in 2007. Since then he has eclipsed the 1,500-, 1,600-, 1,700- and 1,800-win milestones, returned to the College World Series three times in the last eight seasons and has shown no sign of slowing down, while continuing to turn out All-Americans, Major League Draft choices and post-season participants.

Martin, who owns the record for most NCAA Division I wins and trails only Texas' Augie Garrido (1,950) in all-time victories, is the man whose uniform number - 11 - is universally substituted for his name among players, fans, colleagues, and even family members. There's a reason Martin is treated like family among the Florida State faithful. He has been associated with the Seminoles for 44 of the program's 69 seasons - as a player, assistant coach and head coach.

Of the 3,787 baseball games played in FSU history and Martin has been involved in 2,894 of those in some capacity. Even more impressively, he's been

on the field or in the dugout for 2,124 of the Seminoles' 2,757 all-time victories. In a sport where you're immortalized for batting .300, Martin has more than doubled that success rate - and then some - having had a hand in more than 77 percent of the program's victories in some capacity.

In 2015, Florida State reached the NCAA Tournament for the 38th straight time and 53rd time in program history-both marks sit as the second most nationally-after capturing its sixth ACC Championship with a 6-2 victory over NC State in Durham, N.C. Martin witnessed seven Seminoles selected in the 2015 MLB First Year Player Draft including their 22nd first round pick when DJ Stewart was picked 25th overall by the Baltimore Orioles. Florida State also finished the year ranked in the top 15 in the national polls for the 30th time since 1980 - Martin's first year as head coach.

Martin's Seminoles captured their eighth consecutive Atlantic Coast Conference Atlantic Division in 2014 after finishing the regular season with a 21-9 mark winning eight of 10 league series.

Two years prior, Martin led the Seminoles to the 50-win plateau for the 24th time in school history, while guiding FSU to its 15th College World Series appearance - both under his watch. In a season that started with many uncertainties most notably on the mound, those questions were quickly answered as Florida State

ascended to the top of the rankings and stayed there for seven weeks. The Seminoles dominated play in the Atlantic Coast Conference finishing with a 24-6 record en route to a sixth straight Atlantic Division title. The 24 wins tied a league record for the most victories a mark established by two other teams including Martin's 2008 squad. One of those wins, a 6-1 victory over Miami on April 21, pushed Martin ahead of Bill Wilhelm as the ACC's all-time wins leader for conference wins. The Seminoles went undefeated during NCAA Regional and Super Regional play posting wins over UAB, Samford and Stanford to earn a trip to Omaha, where they won two games to finish in the top four of the national polls for the first time since 2000. At the end of the year, the long-time coach was recognized as Baseball America's College Coach of the Year for the first time in his illustrious career.

With Martin at the helm since 1980, the Seminoles have won 17 conference championships with 11 from the Metro Conference and six in the ACC. Since moving to divisional play in 2006, Martin has led the Seminoles to at least a share of the ACC Atlantic Division title eight times, including a stretch of eight straight from 2007-2014. FSU has played in the conference title game in four of the last seven years.

Quite naturally, Martin's accomplishments have been recognized, as he has claimed conference coach of the year honors 13 times; six times in the Metro Conference and seven times in the ACC with his latest coming in 2012. James Ramsey, Robert Benincasa, Jayce Boyd and Devon Travis, stars from the 2012 season, were recognized by earning All-America and All-ACC honors. In all, Martin's Seminoles have collected 89 All-America and 122 All-ACC honors. Furthermore, he has coached seven players - Mike Fuentes, Mike Loynd, J.D. Drew, Shane Robinson, Tony Thomas, Jr., Buster Posey and James Ramsey - who were named National Player of the Year.

Over the past three decades, Martin hasn't only produced great players. He has developed a program that consistently turns out great teams. FSU baseball is the second-winningest program all-time, trailing only Texas, which has played 118 seasons. That's 51 seasons more than the Seminoles, who along with the Longhorns, are the only programs in college baseball history to have won 73 percent of their games.

Since the start of the 2000 season, Florida State has won more games (778) than any other program. Since 1990, no Division I school has more top 10 finishes, 50-plus win seasons or participated in more NCAA Regionals.

What Martin and the Seminoles have accomplished from 1990 to the present may rank as one of the great feats in college athletics. Beyond their staggering success in the regular season, the Seminoles have flourished in the postseason. From their 26 consecutive NCAA Regional appearances - 22 as the hosts - the Seminoles have finished their season at the College World Series 11 times. Since the NCAA instituted Super Regional play in 1999, FSU has reached the penultimate postseason round 14 times and played host at Dick Houser Stadium on 10 occasions.

The Road to Omaha in 2010 was anything but a smoothly paved super-highway, even though the Seminoles sailed through their first 12 games without a blemish, including a three-game home sweep of Georgia and single wins over Florida, Jacksonville and North Florida. FSU promptly dropped its first two ACC games - at home - against top-ranked Virginia,





SEMINOLE COACHING STAFF

avoiding a sweep with a Sunday triumph.

It would be that kind of season in the ACC, which proved to be the most competitive conference in the nation, with eight of 12 teams registering at least 38 victories and advancing to the NCAA Regionals – a new league standard. At 18-9 in ACC play, the Seminoles controlled their own destiny in their bid for a fourth consecutive, outright ACC Atlantic Division title as they headed to Clemson. The Tigers promptly swept the Seminoles, who still managed to secure the Atlantic top spot by virtue of a tie-breaker.

The Seminoles suffered their fourth consecutive loss – their longest losing streak of the season – to Miami in the opening game of the ACC Tournament, before turning things around. An 11-4 win over top-seeded Virginia served as the springboard to another remarkable postseason run. The Seminoles routed Boston College, and then turned back NC State 8-3 in the championship game at NewBridge Bank Park in Greensboro, N.C. for their fifth ACC title.

Continuing its momentum in Connecticut, FSU pushed its winning streak to six, sweeping the NCAA Norwich Regional. Consecutive two-run wins over Oregon put the 'Noles back in a Super Regional, this time at home against Vanderbilt. McGee's walk-off homer in the opening game kept the ball rolling. Undeterred by a 6-2 loss in the second game, the 'Noles used a three-run, eighth inning double by Sherman Johnson and McGee's 12th save of the season to score a 7-6 victory and earn the program's 20th College World Series trip.

The 2008 Seminoles snapped a seven-year drought between CWS appearances – the longest in Martin's tenure – by rolling up a 54-14 record, which included an ACC-record 24-6 league mark. Led by consensus All-American and National Player of the Year Buster Posey, the Seminoles slugged their way back into the national spotlight. With five All-ACC players in the fold, FSU produced a nation-leading and ACC-record .355 batting average to go along with 103 home runs. Along the way the group delivered Martin his 1,500th career victory, fittingly in a 17-8 rout of Georgia Tech.

It was a long time coming for a program which dominated the decade. From 2000-2009, the Seminoles won 500 games, two ACC Tournament titles, authored a rare 60-win season (2002), turned out National Players of the Year (Shane Robinson, Tony

Thomas, Jr. and Buster Posey) and four first-round draft picks. No one suspected that the 2000 team – Martin's 19th to reach the 50-win landmark in 22 seasons – would be the last to find its way to Rosenblatt Stadium. After all, the Seminoles had become regular June visitors and seemed poised to break through for its first CWS title after consecutive strong showings in 1999 (second) and 2000 (tied for third).

From 1990-1999, Florida State made seven CWS appearances, including a program-best stretch of three consecutive (1994-96). The '99 Seminoles provided the capper. They came through the ACC schedule with a 22-2 mark – the best winning percentage in league history – which helped Martin land coach of the year honors. Marshall McDougall, who left the nation buzzing about FSU baseball when he slammed an NCAA record six home runs in a single game at Maryland earlier in the season, helped the 'Noles roll through the Regional and Super Regional rounds at home. In Omaha, FSU rallied from a second-round loss to reach the title game by beating Stanford 14-11 in 13 innings. The dream season ended with a heartbreaking, 6-5 loss to Miami with a title on the line.

Beyond the 527 wins in the 10-year stretch, there were plenty of memories. Martin, who would post his 1,000th career victory in '98 against Jacksonville, had a chance to coach his son – catcher Mike Martin, Jr. – for three seasons. He also filled out lineup cards with names like Paul Wilson, Doug Mientkiewicz, Jonathan Johnson and Eduardo Perez. The Seminoles also joined the ACC in 1992, posting the league's best record three times, while winning two tournament titles during the decade.

In short, Martin's Seminoles of the 1990s raised the standard of excellence established under his direction throughout the 1980s. The Seminoles won nine Metro Conference Tournament titles and made three College World Series appearances between 1980 and 1989, thanks to the likes of Mike Fuentes, Jeff Ledbetter, Luis Alicea, Mike Loynd, Paul Sorrento and Richie Lewis.

Winning, however, does not define Martin's brilliant career. The 2001 team got a first-hand reminder of that prior to a series at Stanford. Leaving the San Francisco airport, Martin and then-assistant Chip Baker gained control of the team's charter bus after the driver suffered a fatal heart attack, safely guiding the bus to the side of a busy freeway. Martin and Baker

MARTIN'S CAREER COACHING RECORD

YEAR	SCHOOL	W-L-T	PCT
1980	Florida State	51-12-0	.809
1981	Florida State	56-23-0	.709
1982	Florida State	56-17-1	.764
1983	Florida State	55-18-1	.750
1984	Florida State	55-29-0	.655
1985	Florida State	59-23-0	.720
1986	Florida State	61-13-0	.824
1987	Florida State	55-18-0	.753
1988	Florida State	50-18-1	.732
1989	Florida State	54-18-0	.750
1990	Florida State	57-15-0	.792
1991	Florida State	57-14-0	.789
1992	Florida State	49-21-0	.700
1993	Florida State	46-19-0	.708
1994	Florida State	53-22-0	.706
1995	Florida State	53-16-0	.768
1996	Florida State	52-17-0	.754
1997	Florida State	50-17-0	.746
1998	Florida State	53-20-0	.726
1999	Florida State	57-14-0	.800
2000	Florida State	53-19-0	.736
2001	Florida State	47-19-0	.712
2002	Florida State	60-14-0	.811
2003	Florida State	54-13-1	.801
2004	Florida State	45-23-0	.662
2005	Florida State	53-20-0	.726
2006	Florida State	44-21-0	.676
2007	Florida State	45-13-0	.776
2008	Florida State	54-14-0	.794
2009	Florida State	45-18-0	.714
2010	Florida State	48-20-0	.706
2011	Florida State	46-19-0	.708
2012	Florida State	50-17-0	.746
2013	Florida State	47-17-0	.734
2014	Florida State	43-17-0	.717
2015	Florida State	44-21-0	.677
TOTALS	(36 years)	1,857-649-4	.741
ACC Record	(24 years)	430-174-0	.726
NCAA Tourn.	(36 years)	138-81-0	.630

MARTIN QUICK FACTS

- 1857-649-4 career record (36 seasons)
- Inducted into the American Baseball Coaches Association Hall of Fame January 5, 2007
- Inducted into the Florida Sports Hall of Fame in 2005
- All 24 of Florida State's 50-win seasons have come under Mike Martin
- Owns the highest career winning percentage among active DI collegiate coaches
- Third-most wins all-time in NCAA Division I baseball history
- 36 consecutive NCAA Regional appearances
- 15 trips to the College World Series in 33 years including 11 trips to Omaha in the last 23 seasons
- 17 conference championships five of which are ACC Championships (1995, 1997, 2002, 2004, 2010, 2015)
- Eight consecutive ACC Atlantic Division Championships (2007-2013) including setting the school record for the most conference wins in a season with a 24-6 mark in 2008 & 2012.
- Produced 18 first round draft picks with 16 coming since 1990
- Coached 89 All-Americans, 122 All-ACC selections and a record four Golden Spikes winners
- Seven-time ACC Coach of the Year - 1996, 1998, 1999, 2001, 2007, 2009, 2012
- Six-time Metro Conference Coach of the Year
- Garnered Baseball America College Coach of the Year honors for the first time in his career in 2012
- FSU has finished a season ranked in the top 15 nationally 30 times in Martin's 35 years as FSU head coach
- Named to FSU's list of 100 distinguished graduates in celebration of the FSU Alumni Association centennial

were presented with the university's prestigious Westcott Award for their bravery in saving the lives of players and staff.

Throughout his career, Martin has stressed the importance of developing true student-athletes. The Seminoles must first win and lose with class; a direct reflection on the man who leads the program. In six seasons of presenting the ACC Sportsmanship Award, Martin's Seminoles won the award twice. Academically, Florida State has been a fixture among the top teams in the ACC for overall GPA. Led by two-time ACC Baseball Scholar-Athlete of the Year James Ramsey, the Seminoles placed a league-best and school record nine student-athletes on the 2012 All-ACC Academic Team. Gage Smith was then recognized as the ACC Scholar-Athlete of the Year in back-to-back years in 2013 and 2014 and over that two-year stretch Florida State led the ACC with a league-best 12 Seminoles named to the All-ACC Academic Team. In all, Florida State baseball student-athletes have been selected to the academic team of distinction 54 times since its 2006 inception, while leading the conference six times



SEMINOLE COACHING STAFF

in nine years. Five times the ACC Scholar-Athlete of the Year has been awarded to a Seminole with Buster Posey winning the award in its inaugural season in 2008. Ramsey and Smith have been the last two recipients of the award since 2011 each winning the league's top academic honor twice. Ramsey finished his senior campaign as the 2012 Capital One Baseball Academic All-America of the Year and was named a first team Academic All-American for the second straight year joining Greg Gromek as the only Seminoles to be named a two-time first team Academic All-America® in program history. Adding to the academic accolades in 2008, Posey was named the CoSIDA Academic Player of the Year – the first of its kind for the FSU Baseball program. Smith, along with teammate DJ Stewart, both garnered Academic All-America accolades in 2014 earning a spot on the second and third team, respectively.

There's no question that the Seminoles' outstanding character in the most difficult of times stems directly from their head coach. When Martin transferred to FSU from Wingate Junior College in 1965 to play centerfield for the Seminoles, it marked the beginning of a love affair that has never ended. His love for the game of baseball is matched only by the success he has had teaching it to aspiring players.

From the new facilities to the coaching staff to the unmatched community support, Martin has improved an already strong Seminole baseball tradition with every season. Just when it seems that the program can reach no higher plane, something bigger and better comes along. When Martin took over in 1980, it was taboo to mention "Omaha" around the ball club. No one wanted to jinx an FSU team that had made it to the College World Series only three times in the previous 16 seasons. After taking the Seminoles to that hallowed ground in his very first season, Martin would eventually make Omaha not only a household word, but a second home to the Seminoles, leading the program there 15 times.

Martin began his career by whipping off 12 consecutive 50-win seasons. Interrupted by 49- and 46-win campaigns in 1992 and 1993, he followed with another streak of 50 plus wins in seven straight seasons from 1994 to 2000.

He began coaching junior high baseball and basket-

NCAA WINNINGEST ACTIVE DIVISION I COACHES BY PERCENTAGE						
(Minimum five years as a Division I head coach; includes record at four-year colleges only.)						
	COACH, TEAM	YRS.	WON	LOST	TIED	PCT.
1.	Mike Martin, Florida St.	36	1,857	649	4	.741
2.	Mike Fox, North Carolina	32	1,302	466	5	.736
3.	Brian O'Connor, Virginia	12	558	201	2	.735
4.	Wayne Graham, Rice	24	1,076	442	0	.709
5.	Dan McDonnell, Louisville	9	409	177	0	.696
6.	Jim Morris, Miami (FL)	34	1,485	649	4	.696
7.	Augie Garrido, Texas	47	1,950	919	9	.679
8.	Jim Schlossnagle, TCU	14	593	283	0	.677
9.	Darin Hendrickson, Saint Louis	16	602	290	1	.675
10.	Brad Hill, Kansas St.	21	808	394	3	.672

NCAA WINNINGEST ACTIVE DIVISION I COACHES BY VICTORIES						
(Minimum 10 years as a Division I head coach; includes record at four-year colleges only.)						
	COACH, TEAM	YRS.	WON	LOST	TIED	PCT.
1.	Augie Garrido, Texas	47	1,950	919	9	.679
2.	Mike Martin, Florida St.	36	1,857	649	4	.741
3.	Mark Marquess, Stanford	39	1,554	839	7	.649
4.	Jim Morris, Miami (FL)	34	1,485	649	4	.696
5.	Jim Gilligan, Lamar	39	1,318	876	7	.600
6.	Mike Fox, North Carolina	32	1,302	466	5	.736
7.	Pete Dunn, Stetson	36	1,283	856	3	.600
8.	Paul Mainieri, LSU	32	1,225	653	7	.661
9.	John Anderson, Minnesota	34	1,172	802	3	.594
10.	Keith Guttin, Missouri St.	33	1,138	718	0	.613

ball, before taking over as the head basketball coach at Tallahassee Community College. Martin spent three seasons coaching basketball at nearby Godby High School before Woody Woodward was hired as FSU's baseball coach in 1975. Martin joined the Seminoles' staff and served as Woodward's top assistant for four years, then added one more under Hower.

In 1980, Martin's dream came true and remains a thrill to this day. The winner of more games than the first seven FSU coaches combined, he has been an NCAA Tournament participant for 38 consecutive years, counting his last two seasons as an assistant.

Martin has pulled on the FSU uniform in Omaha for 17 of the program's 21 trips as either a player, assistant or head coach.

Over the course of his career he's shared that wisdom with 187 players who have been selected in the Major League Draft, eight National Players of the Year and four Golden Spikes Award winners.

Martin's passion for the game and working with young people makes him a popular public speaker throughout the Southeast. His involvement through the years with the Fellowship of Christian Athletes provides another avenue for reaching out to others.

In 2004, Martin was honored by the two schools he attended as an undergraduate. Wingate University, where he spent two years before transferring to FSU, bestowed upon him the honor of Distinguished Alumnus. He was also presented the Bernard F. Slinger Award for Service, named after Florida State's 11th president, which is the highest honor accorded by the Alumni Association. In January of 2015, the Martin Family, longtime supporters of Tallahassee Memorial Hospital's children's center and newborn intensive care unit, were honored as the children's playroom at TMH was named the "Mike Martin Family Playroom."

A 1966 graduate of Florida State, Martin earned his master's degree in 1971. He and wife Carol have three children, Mary Beth, Melanie and Mike, Jr., who is in his 18th season as an assistant coach to his father, and four grandchildren. Mary Beth and husband Tom Buchanan are the parents of Martin's first grandchild Hannah Elizabeth (17) and Lexi, who joined the family in January of 2012. Mike, Jr. and his wife Litzie are the parents of Martin's second and third grandchildren Tyler (14) and T.J. (12).





SEMINOLE COACHING STAFF



ALL ABOUT MIKE MARTIN

BORN: February 12, 1944 in Charlotte, NC
HIGH SCHOOL: Garinger High School, Charlotte, NC

ALMA MATER, YEAR: Florida State, 1966
COLLEGIATE BASEBALL EXPERIENCE:
 1965-66, Florida State — Center Field
 1963-64, Wingate Junior College — Center Field

HONORS: 1966 All-District Selection • 1963-64 Junior College All-American

WIFE: The former Carol Dellinger
CHILDREN: Mary Beth, Mike Jr., Melanie
GRANDCHILDREN: Hannah Elizabeth (17), Tyler (14), Thomas Joseph (12) & Lexi (4)

HEAD COACHING HONORS:
 1980 Florida Diamond Club Coach of the Year • 1986 Florida Diamond Club Coach of the Year • 1986 Atlantic District Coach of the Year • 1987 Florida Diamond Club Coach of the Year • 1987 Atlantic District Coach of the Year • Six-Time Metro Conference Coach of the Year • 1996 ACC Coach of the Year • 1998 ACC Coach of the Year • 1999 ACC Coach of the Year • 2000 ABCA Atlantic Region Coach of the Year • 2001 ACC Coach of the Year • 2004 Bernard F. Sliger Award for Service • 2004 Distinguished Alumnus at Wingate University • 2005 Florida Sports Hall of Fame inductee • 2005 Mike Martin Field at Dick Howser Stadium dedicated • 2007 Inductee into the American Baseball Coaches Hall of Fame • 2007 ACC Coach of the Year • 2009 ACC Coach of the Year • 2012 ACC Coach of the Year • 2012 Baseball America Coach of the Year • 2012 ABCA Atlantic Region Coach of the Year

ACCOMPLISHMENTS AT FLORIDA STATE:
 Second among active NCAA Division I baseball coaches for winning percentage • Led Florida State to an unprecedented 12 consecutive 50-plus win seasons from 1980-91 • Led Florida State to 36 consecutive NCAA Regional appearances, extending FSU's streak of regional bids to 38, the second-longest string in Division I • His Seminole teams have made 15 trips to the College World Series since 1980 (1980, '86, '87, '89, '91, '92, '94, '95, '96, '98, '99, '00, '08, '10, '12) • Reached 700-win milestone faster than any coach in collegiate baseball history • Has coached 90 All-Americans, while 123 players have garnered first and second team All-ACC recognition • Produced 18 first round draft picks, four Golden Spikes Award winners and two recipients of the Dick Howser Trophy

MARTIN MILESTONES:
FIRST WIN – Florida State 9, Miami 8 (Feb. 24, 1980) • **100th WIN** – Florida State 5, Valdosta State 3 (April 27, 1981) • **200th WIN** – Florida State 8, Georgia Southern 1 (April 20, 1983) • **300th WIN** – Florida State 17, Southern Miss 6 (March 23, 1985) • **400th WIN** – Florida State 8, Samford 7 (February 18, 1987) • **500th WIN** – Florida State 8, Arizona State 3 (February 5, 1989) • **600th WIN** – Florida State 4, Cincinnati 1 (May 13, 1990) • **700th WIN** – Florida State 3, Miami 2 (April 26, 1992) • **800th WIN** – Florida State 15, Furman 0 (April 24, 1994) • **900th WIN** – Florida State 4, Jacksonville 1 (April 10, 1996) • **1,000th WIN** – Florida State 4, Jacksonville 3 (April 8, 1998) • **1,100th WIN** – Florida State 17, Duke 0 (March 10, 2000) • **1,200th WIN** – Florida State 4, Appalachian State 2 (March 13, 2002) • **1,300th WIN** – Florida State 4, Oral Roberts 3 (February 22, 2004) • **Mike Martin Field** dedication – Florida State 3, Clemson 1 (April 2, 2005) • **1,400th WIN** – Florida State 12, Minnesota 4 (February 25, 2006) • **Moves into seventh place** for all-time wins – Florida State 4, Wake Forest 3 (20 Inn) (May 6, 2006) • **Moves into fifth place** for all-time wins – Florida State 14, Florida 6 (Feb. 20, 2007) • **1,500th WIN** – Florida State 17, Georgia Tech 8 (March 16, 2008) • **1,600th WIN** – Florida State 9, Virginia Tech 6 (April 4, 2010) • **1,700th WIN** – Florida State 8, Georgia Tech 4 (April 8, 2012) • **1,800th WIN** – Florida State 4, Wake Forest 3 - 13 innings (April 21, 2014).

MIKE MARTIN VS. ALL OPPONENTS

Akron	4-0	Mississippi State	2-4
Alabama	5-2	Missouri Rolla	2-0
Alabama State	1-0	Monmouth	1-0
UAB	2-0	Morehead State	1-0
Appalachian State	16-0	Nebraska	1-0
Arizona	4-7	New Orleans	3-3
Arizona State	23-10	Niagara	3-0
Arkansas	0-5	North Carolina	53-25
Armstrong State	2-0	NC State	65-23
Army	1-0	North Florida	8-2
Auburn	33-7	North Georgia	1-0
Austin Peay	3-0	Northeastern Illinois	1-0
Ball State	19-2	Northern Iowa	7-0
Baptist	7-0	Northern Kentucky	1-0
Bethune-Cookman	5-0	Notre Dame	5-7
Boston College	27-4	Oakland	3-0
Brigham Young	1-0	Ohio State	3-0
Brooklyn College	1-0	Oklahoma	2-1
Brown	3-0	Oklahoma State	1-0
Bucknell	1-1	Old Dominion	2-0
Butler	1-0	Oregon	2-0
California	1-0	Otterbein	5-0
UCLA	1-0	Pittsburgh	19-0
Cal State Fullerton	7-10	Presbyterian College	2-0
Cal State Northridge	1-0	Providence	1-0
Campbellsville	1-0	Purdue	0-1
Central Connecticut State	1-0	Rhode Island	6-0
UCF	30-6	Rice	2-1
Central Michigan	2-0	Richmond	19-0
Charleston Southern	18-0	Rider College	1-0
Cincinnati	16-2	Ripon	2-0
Citadel, The	9-1	Rutgers	1-0
Clemson	52-49-1	St. Bonaventure	1-0
Cleveland State	3-0	Saint Joseph's	9-0
Coastal Carolina	13-1	St. Leo	1-1
College of Charleston	11-1	Saint Louis	1-0
Dayton	1-0	St. Xavier	1-0
Delaware	1-0	Samford	19-2
Duke	60-11	Savannah State	7-1
Duquesne	3-0	Siena	9-0
East Carolina	0-1	South Alabama	16-10
Eastern Illinois	1-0	South Carolina	18-8
Eastern Michigan	0-1	SE Missouri State	3-0
Evansville	3-0	Southern	2-0
Flagler	4-1	Southern California	1-3
Florida	73-63	Southern Mississippi	35-13
Florida A&M	1-0	USF	50-14
Florida Atlantic	8-1	SW Louisiana	4-0
Florida Gulf Coast	7-2	Stanford	11-9
Florida International	11-5	Stetson	26-4
Fresno State	0-1	Stony Brook	1-0
Furman	2-0	Tampa	2-0
George Mason	1-0	TCU	0-2
Georgia	14-12	Tennessee	3-1
Georgia Southern	19-4	Tennessee Tech	1-0
Georgia State	23-1	Texas	1-3
Georgia Tech	50-37	Texas A&M	3-3
Grambling	17-1	Troy	9-1
Hawaii	8-8	Tulane	23-11
Hawaii-Hilo	10-1	UC Santa-Barbara	1-0
Hawaii-Pacific	2-1	UNC Asheville	21-1
High Point	2-0	UNC Charlotte	2-0
Hofstra	16-0	UNC Greensboro	4-0
Illinois	1-0	UNC Wilmington	3-0
Indiana	3-2	UNLV	0-3
Indiana State	1-0	Valdosta State	8-0
Iowa	1-0	Valparaiso	1-0
Jackson State	1-0	Vanderbilt	2-1
Jacksonville	82-22	Villanova	3-0
Kent	1-0	Virginia	51-27
Lafayette	1-0	VMI	17-0
Lamar	1-0	Virginia Tech	41-12
LeMoyn	2-1	Wake Forest	67-17
Lenoir Rhyne	1-0	Washington State	2-0
Liberty	2-0	Western Carolina	4-1
Long Beach State	0-2	Western Kentucky	11-1
Long Island	2-0	West Florida	5-0
Louisville	14-2	West Virginia	1-0
LSU	8-3	Wichita State	4-5
Maine	9-0	Wingate	5-0
Marist	2-0	Winthrop	4-1
Marshall	5-0	Wright State	1-1
Maryland	64-8		
Memphis State	37-13		
Mercer	43-3		
Mercer-Atlanta	7-0		
Miami	95-98-3		
Michigan	6-0		
Michigan State	6-0		
Minnesota	20-1		
Mississippi	1-0		



SEMINOLE COACHING STAFF



MIKE BELL
ASSOCIATE HEAD COACH
FLORIDA STATE '96
5TH SEASON AT FSU

Mike Bell enters his fifth season at Florida State serving as an associate head coach with his primary duties including oversight of the Seminole pitching staff and assisting in the recruiting process.

The former Seminole has hit the ground running since his return to Tallahassee and the results have shown on the mound. In his first four seasons, Bell has coached three players that have earned All-America honors (Robert Benincasa-2012, Scott Sitz-2013, Luke Weaver-2014) and 14 players that have been drafted including Weaver in the first round by the St. Louis Cardinals in 2014. That includes the group of William Strode, Dylan Silva, Boomer Biegalski and Bryant Holtmann, all selected in the 2015 draft, as they helped lead the Noles to 8.9 strikeouts per nine innings, seventh in the NCAA.

In 2015, Bell's staff was highlighted by Biegalski, Holtmann, Silva and Strode. Biegalski anchored the unit by topping the ACC in strikeouts (112), was named the ACC Tournament MVP and after a solid season was drafted in the 14th round by the Oakland Athletics.

Holtmann, who finished 6-1 on the season with a 3.36 ERA, was selected in the 24th round of the 2015 MLB Draft by the Diamondbacks. Silva capped off the campaign with 76 strikeouts, second-most on the team, and a 4.29 ERA. He was selected in the 11th round of the 2015 MLB Draft by the Mariners. Strode earned third team All-American honors from the National Collegiate Baseball Writers Association after making 30 relief appearances en route to a 3-0 record, 14 saves and a 1.80 ERA. The Cleveland Indians selected him in the 10th round of the draft.


The Seminole pitching staff posted an ERA below 3.50 in three of his first four seasons - a feat that had not been accomplished since a three-year stretch from

1999-2001. He also led the staff to their first sub-3.00 ERA in 10 years following the 2013 season.

Upon his return in 2012, Bell relied on some new faces to solidify the weekend rotation with a pair of freshmen in Brandon Leibrandt and Mike Compton and sophomore Peter Miller filling those roles. It marked just the third time since 1980 that Florida State opened a weekend series with a rotation consisting only of sophomores and freshmen. Leibrandt became the first freshman to start an opening day game in Florida State history while holding down the spot as the Friday night starter all season long. Compton stood as the lone pitcher in the ACC to reach double-digit wins while finishing tied for second nationally in that same category. Both pitchers would go on to earn Freshmen All-America honors.

In all, seven Seminole pitchers finished the 2012 season with an ERA below 3.50 including NCBWA

BELL BY THE NUMBERS	
Roger Clemens Award winners	1
Gold Glove Award winners	1
Program strikeout records	2
(Tennessee, 2005 - 568; Oklahoma, 2010 - 583)	
500 plus strikeout seasons (FSU, 2015 - 578)	4
First round draft picks	4
CWS appearances (player & coach)	5
All-Americans	6
Top 25 recruiting classes (FSU, 2015 - #6)	9
Total drafted pitchers	(14 at FSU) 36
Pitching staff strikeout avg. per year since 2006	502



Stopper of the Year finalist and Dick Howser Trophy semifinalist Robert Benincasa. The junior right hander had a career year going 4-2 with 16 saves and a 1.32 ERA in 32 appearances. His 16 saves were the second most in a single-season in Florida State history and tied for the sixth most in the career annals. Benincasa was recognized as a first team All-American by Baseball America, NCBWA and Perfect Game and was a seventh round draft pick by the Washington Nationals. His first season back also saw the Seminoles make a return trip to the College World Series and a fourth place finish. For his efforts, Bell was named the top assistant coach of 2012 by Perfect Game USA.

What followed in 2013 was equally impressive as Bell led the Seminole pitching staff to their first sub-3.00 ERA since 2003. FSU's 2.92 ERA marked the third lowest in the Mike Martin era and the lowest since the 1995 squad posted an ERA of 2.72 which ironically was Bell's final season as a pitcher with the Garnet & Gold. Florida State finished the season ranked second in the ACC in ERA and in the top 20 nationally in strikeouts per 9/innings (18th), strikeout-to-walk ratio (19th) and ERA (20th). Bell was once again recognized for his work with the Seminole pitching staff

by Perfect Game USA following the 2013 campaign named one of 16 'Best of the Rest' assistant coaches.

Scott Sitz and Brandon Leibrandt each won 10 games, while Luke Weaver led all Seminole pitchers in innings pitched (98.1) and strikeouts (119). Eight pitchers finished the season with an ERA below 3.50, while three starters threw over 89.0 innings. Sitz was named a third team All-American by Louisville Slugger and Weaver became the 16th Seminole to play for Team USA and the first since 2010 after accepting an invitation to play with the Collegiate National Team during the summer of 2013.

In 2014, 12 Seminole pitchers threw over 15.0 innings en route to pacing Florida State to a team ERA of 3.08 - good for the fourth lowest mark in the ACC and 36th nationally. Weaver, who led the team in wins (8), innings pitched (106.1) and strikeouts (85), was named a third team All-American by Collegiate Baseball and was recognized as the best fielding pitcher in the nation with the ABCA/Rawlings Gold Glove Award. For the third year in a row, Seminole pitchers combined to throw seven shutouts.

Before returning to Florida State, Bell's resume spoke for itself. In his first seven seasons at the Division I level, including the last four as the Oklahoma pitching coach, the Sarasota, Fla. native helped recruit and develop 22 pitchers who were selected in the Major League Baseball draft. That includes three first-round selections - including 2006 No. 1 overall pick Luke Hochevar - during his three seasons at Tennessee, where he helped the Volunteers reach the 2005 College World Series.

In four seasons at Oklahoma, Bell's pitching staffs established a number of new standards. His 2011 group posted a 3.00 ERA, which is the Sooners' lowest since 1978. Four of his hurlers earned All-Big 12 honors, including second-team All-American Michael Rocha. The Sooners posted a 41-17 final record and were ranked No. 15 in the USA Today/ESPN Coaches poll. In 2010, his pitching staff was instrumental in leading OU back to the College World Series for the first time since 1995.

The 2010 Sooners registered a program-record 583 strikeouts and produced three drafted pitchers. His 2009 staff included first-round pick Garrett Richards and Ryan Duke. Duke was named All-American; OU's first since 2000.

Beyond his Division I experience, he spent two seasons as the pitching coach and recruiting coordinator at perennial Division II national power Florida Southern, where the Mocs twice finished in the top 20 nationally in ERA. He launched his coaching career in 2002 at Brandon High, where he led the team to a district title and a regional runner-up finish as the head coach, earning Hillsborough County Coach of the Year honors.

A left-handed pitcher and first baseman for the Seminoles, Bell helped Martin's teams reach the 1994 and 1995 CWS in his only two seasons. He was a two-year teammate of FSU assistant coach Mike Martin, Jr., who handled the catching duties for those squads. Bell posted a two-year record of 14-4 with a 3.00 ERA and was twice named to the ACC Academic Honor Roll.

Selected in the 20th round of the 1995 draft by the Montreal Expos, Bell spent six years in the minors, including the final three with the Baltimore Orioles' organization where he reached the Double-A level.

Prior to enrolling at FSU, where he earned his degree in 1996, Bell spent two seasons pitching at Pasco-Hernando Community College, where he was a two-time All-Suncoast Conference selection.

Bell is married to the former Alicia Favarato, a Florida State graduate, and the couple has two children, daughter Alexis (10) and son, Kyler (8).



SEMINOLE COACHING STAFF



MIKE MARTIN, JR

ASSISTANT COACH / RECRUITING COORDINATOR

FLORIDA STATE '95
19TH SEASON AT FSU

Entering his 19th season as an assistant coach, Mike Martin Jr. is widely recognized as one of the bright young coaches in the college game. A former All-American catcher with the Seminoles, he serves as recruiting coordinator, who has placed all five recruiting classes in the last five seasons in the top 10 of a collegiate baseball publication, works with the hitters and handles the Florida State catchers.

In his 18-year tutelage, the Seminoles have posted a .306 batting average, .477 slugging percentage and averaged 7.88 runs per game. Florida State has played in six College World Series, 14 Super Regionals and 18 consecutive NCAA Tournaments. As the academic liaison, the Seminoles captured the Gold Torch Award in 2007 and 2008, posting the highest GPA among all men's teams at Florida State. Two players have been named Capital One Academic All-America of the Year, seven Seminoles have garnered Academic All-America accolades and five times an FSU student has been named the ACC Scholar-Athlete of the Year including the last four – James Ramsey (2011 & 2012) and Gage Smith (2013 & 2014). The Seminoles have placed 60 student-athletes on the All-ACC Academic Team since the awards inception in 2006 including a school-record nine in 2012.

Martin has coached 13 Major Leaguers, 13 Freshman All-Americans, 20 first team All-Americans and 33 student-athletes who have earned first, second or third team All-American accolades. In all, 62 Seminoles have earned All-ACC honors and 55 hitters have been selected in the Major League Baseball draft during that stretch. Four Seminole hitters have captured National Player of the Year honors including Shane Robinson, Tony Thomas, Buster Posey and most recently James Ramsey in 2012.

Serving as FSU's hitting coach over the last 18 years, the Seminoles have batted .300 or better 12 times and posted an on-base percentage of at least .400 16 times.



Six of the top 11 hitting teams in FSU history have come under Martin's watch. In 2009, he was named ACC Assistant Coach of the Year by SEBaseball.com, while being named one of 10 rising assistant coaches in the game by Perfect Game USA in 2013.

The 2007 and 2008 Seminoles established new school records for highest team batting average. In 2007, the Seminoles hit .350 in 62 games, shattering the previous record of .337 set in 63 games back in 1980. It also broke the ACC record of .347, set by Georgia Tech in 2001. The new standards stood for just one season as the 2008 Seminoles hit .355 over 68 games, leading the nation, as the Seminoles advanced to the College World Series.

The 2008 team was prolific offensively on every front. FSU's 869 hits ranks second in school history and its 12.8 hits per game established a new program standard. The Seminoles' 103 home runs were the most since belting 111 in 1999, while the .565 slugging percentage ranks second in school history. The 'Noles also scored 663 runs, recorded 603 RBI and notched 45 sacrifice flies, all of which rank among the top three seasons in program history. Much of the success can be attributed to demonstrating patience at the plate, where the Seminoles drew a nation-leading 435 walks and were the only team in the country with fewer strikeouts than walks. Overall, the 2008 team led the nation in hits, runs and walks and ranked among the top five in doubles (2nd), sacrifice flies (2nd), scoring (3rd), slugging percentage (3rd) and home runs (5th).

Despite the 2011 bat restrictions, which has had a dramatic effect on offensive numbers across the nation, Florida State has ranked among the best in the country in terms of getting on base and manufacturing runs during that span.

In each of the last five seasons, the Seminoles are the only Power Five conference program who's finished the year ranked in the top 30 in scoring, runs scored, doubles, doubles per game, walks and hit-by-pitches. Over that five-year stretch, Florida State ranks sixth nationally in scoring averaging 6.84 runs per game and is the only school in the nation to rank in the top 22 nationally in that category. FSU has finished no lower than third in walks since 2008 leading the nation six times during that eight-year span including 2008 (435), 2010 (402), 2011 (381), 2012 (386), 2014 (330) and 2015 (379). In 2015, the Seminoles finished among the top five in the ACC in walks (379-1st), on-base percentage (.390-2nd), runs (435-2nd), RBI (387-2nd) and scoring (6.7-2nd). Florida State also ranked in the top 35 nationally in walks (379-1st), hit by pitch (96-3rd), runs (435-11th), home runs (59-15th), home runs per game (0.91-24th), scoring (6.7-31st) in the 2015 campaign.

The Seminoles' statistical success – collectively and individually – is a tribute to Martin's communication and teaching skills. It's the area of player development which helps set Florida State apart from masses.

In need of a catcher heading into the 2007 season,

the coaching staff turned to Freshman All-American shortstop Buster Posey. With Martin serving as his mentor, the athletically gifted Posey blossomed into a two-time All-American. A Johnny Bench Award finalist in 2007, he won the award presented to the nation's top catcher as a junior in 2008. Under Martin's tutelage, the Leesburg, Ga., native was awarded the 2008 Rawlings Gold Glove Award for his outstanding defensive play from behind the plate. Posey posted a .989 career fielding percentage as a catcher, registered 12 pickoffs and held opposing runners at bay throwing out 40.8 percent of attempted base stealers.

In his final season, Posey, who set a single-season record by batting .463 in 2008, was the national leader in six offensive categories and just the fourth player in Atlantic Coast Conference history to win the Triple Crown.

In 2005, Robinson put together a school-record 40-game hitting streak and raised his average 147 points to a team-leading .427. He became the only FSU player to record more than 100 hits and 40 stolen bases in one season. Two years later, Tony Thomas, Jr. hit a career-high .430 – a 165-point improvement – while leading the nation in doubles per game (0.53). He became the first to record 30 doubles, 100 hits and 30 stolen bases in a single-season. Martin Jr. hit the ground running in his first season as an assistant helping both Brian Cox and Jeremy Salazar make major strides in their offensive production en route to All-America accolades in 1998. Cox raised his average 129 points during his senior season leading the team in average (.393), hits (112) and doubles (27). Salazar hit .337 as a senior, compared to a .297 average in 1997, with 19 home runs and 91 RBI.

Martin first distinguished himself as the Seminoles' starting catcher from 1993-95, earning NCAA All-Tournament honors in each of his three seasons. He was the Most Valuable Player of the NCAA Atlantic II Regional in 1994, leading the Seminoles to the College World Series and earning second team NCBWA All-America honors. He was selected to the 1995 NCAA Atlantic I Regional All-Tournament Team as the Seminoles returned to Omaha for the second straight year. In 1993, Martin was a member of Team USA. He was drafted out of college by San Diego in the ninth round in 1995.

He began his collegiate career in 1992 at Manatee Community College, where he earned All-Conference honors. The Tallahassee native graduated from Maclay High School, where he captained the 1991 state championship team as a senior and had his No. 10 jersey retired. He was drafted as a shortstop out of high school by Seattle in the 31st round.


Martin Jr. married the former Litzie Andrade on November 27, 1999. They have two sons, Tyler (14) and T.J. (12), who are fixtures in the dugout, with their father and Hall of Fame grandfather, Florida State head coach Mike Martin.

MARTIN, JR. BY THE NUMBERS


Team's batting average	.306
Team batting average in postseason	.321
Team's slugging pct	.477
Team's on base percentage	.414
Average home runs per game	1.01
Average runs per game	7.88
All-Americans (first, second, third team)	32
Hitters drafted	55
All-ACC Selections	62
Top 30 Nat'l Scoring Offenses	13



SEMINOLE COACHING STAFF



CHIP BAKER
 DIRECTOR OF BASEBALL OPS
 HIGH POINT '80
 31ST SEASON AT FSU



CLYDE KELLER
 VOLUNTEER ASSISTANT COACH
 1ST SEASON AT FSU

Returning for his 32nd season as the senior member of Mike Martin's staff, Chip Baker is one of the most popular figures in the Seminole program. Baker is in his 14th year as Florida State's Director of Baseball Operations; a multi-faceted position for the man who spent 18 years as a Seminole assistant.

Baker oversees all administrative aspects of Seminole baseball, including the budget, team travel, game operations, equipment, field and facility maintenance and scheduling. He also assists the efforts of the marketing and ticket offices and is the contact point for all communication between the program and the Bullpen Club, Seminoles Boosters and the Alumni Association.

During his tenure with the Seminoles, Baker has participated in 31 NCAA post-season tournaments and 14 College World Series. He was a member of the coaching staff for the 1986 and 1999 teams that reached the CWS championship game. Baker's duties as an assistant included coaching third base, tutoring FSU's catchers, scouting opponents and directing the Seminoles' defensive alignments.

A former assistant at Virginia Tech and Georgia Tech, Baker is known as one of college baseball's premier catching instructors. During his tenure, Baker coached seven All-American receivers, including Ed Fulton, Barry Blackwell, major-leaguer Marc Ronan, Pedro Grifol, current assistant coach Mike Martin, Jr., Jeremy Salazar and most recently, Tony Richie.

Baker also serves as the director of the Mike Martin and Seminole Advanced Baseball Schools. Over 130 former campers have gone on to wear the Garnet and Gold and several have advanced to the major leagues. Past camps have produced 30 first round draft picks including Sean Gilmartin, John-Ford Griffin, Nick Stocks, Jonathan Johnson, J.D. Drew, Chipper Jones, Alex Rodriguez and brothers Justin and B.J. Upton. The Super Skills Academy is widely regarded as one of the nation's top summer camps. Baker has also been on the staff of national and regional clinics and continues to work with local youth organizations putting together clinics.

The 58-year-old native of North Carolina has written articles for *Scholastic Coach* and *Collegiate Baseball* magazines on the subjects of catching, third base coaching and bunting, and has published a Collegiate Level Strength & Speed book. Nine years ago, Baker put together a record-selling catching video with Championship Videos entitled, 'Expanding the Strike Zone.' A popular speaker with no shortage of stories, Baker continues to address Seminole Booster clubs and civic organizations around the state.

A 1980 graduate of High Point University in North Carolina, Baker was part of four Carolina Conference championship teams, including the 1979 team that was the NAIA World Series runner-up.

After completing his bachelor's degree in physical education, Baker earned a Master of Science degree in movement science at Virginia Tech, where he began his collegiate coaching career.

Baker is the proud father of a 20-year-old daughter, Katie, who is a student-staff member on the Seminole softball team.

In 2001, Baker and head coach Mike Martin were presented with the university's prestigious Westcott Award for their bravery in saving the lives of players and staff during the Seminoles' road trip to Stanford. Leaving the San Francisco airport, the two coaches gained control of the team's charter bus after the driver suffered a fatal heart attack, safely guiding the bus to the side of a busy highway.

A voter for the National College Baseball Hall of Fame, Baker was recognized in 2006 by the American Baseball Coaches Association 'For a Quarter Century of Leadership & Devotion to Baseball.'

In April of 2014, Baker entered Florida State's Circle of Gold, an honor acknowledging a worthy individual who, through their service and achievements, personify the university's tradition of excellence. Baker has also served as a TV analyst for college baseball broadcasts on ESPN3 and Fox Sports.

Clyde Keller, a member of Florida State's 1989 College World Series team, joins the Seminoles as a volunteer assistant coach in 2016. He will work with developing the outfielders, coaching first base and focus on defensive positioning.

Keller, a 1990 Florida State graduate, returns to the college ranks after spending the last eight years as the Owner/Director of Development of Florida Makos Baseball.

Originally from Fair Oaks, Calif., Keller served as pitcher and infielder for the Seminoles in both 1988 and 1989. He finished his career at the plate by hitting .315 with 53 RBI, 12 doubles, five home runs, four triples and a .447 on-base percentage. On the mound he posted a 23-5 all-time record with 203 strikeouts, 67 walks, six complete games, three saves and a 3.12 ERA.

His last stint in the collegiate ranks came at Western Kentucky (1997-2000) where he served as the pitching coach and recruiting coordinator. His pitching instruction and offensive strategy improved the ERA of the Hilltoppers from 115th nationally to 25th by the time of his departure.

After resurrecting the Western Kentucky baseball program, he became the pitching coach for the Toronto Blue Jays' Auburn, N.Y. Class A team for one season.

Keller's coaching career began in 1994 when he became the head coach at Berkeley Prep. In four years at the helm he made three trips to the Regionals and one appearance in the State Championship. Keller made his return to the Berkeley Prep program in 2011 when he spent the next four years as the pitching coach. He was integral in the Buccaneers reaching Regionals on three occasions as they ranked in the top 20 in ERA and hits-to-walk ratios.

Selected in the 32nd round of the 1989 Major League Baseball Draft by the St. Louis Cardinals, Keller spent five years in the minor leagues. He became the first player in Savannah Cardinals history to toss a no-hitter (1989) and was twice the runner-up for the Rolaids Minor League Reliever of the Year Award (1991, 1992). His final season in the minor leagues came in 1994 with the NY Mets.

Keller rejoins head coach Mike Martin after earning All-Metro Conference first team honors as a pitcher in both 1988 and 1989. He was also a participant in the 1987 Pan American Games, receiving a Silver Medal as the first junior college player selected to Team USA.



EVOSHIELD
 GAME-CHANGING PROTECTIVE APPAREL



SEMINOLE SUPPORT STAFF



Cathy Badger
Asst Director of SAAS/
Director of Advising



Pat Campbell
Game Day Operations




Greg Christopher
Producer
Seminole Productions



Jon Cole
Assistant Sports
Information Director




Art Cunkle
Business Office




Andrew De Good
Athletic Equipment
Manager



Seth Diters
Strength Coach



Alexander Dry
Student Manager



Francis Forman
Student Manager




Kevin Gadowry
Coaches Video
Coordinator



Christine Gallagher
Baseball Office Manager



Jim Garbarino
Associate Director
Seminole Productions



Joe Garcia
Assistant Director
of Ticket Operations



Bradley Irwin
Student Manager



Kirby Kander
Senior Director of Live
Event Production



Marra Hvozdovic
Director of Compliance



Brandon Lane
Assistant Director of
Marketing



Jerry Latimer
Associate Director of
Sports Medicine




Drew Linder
Student Manager




Eric Luallen
Radio Play-by-Play



Sammy May
Student Manager




Brett McCabe
Student Manager



Josh McIntosh
Athletic Training Student



Katy Meassick
Director of
Sports Nutrition



Jeffery Meek
Athletic Training
Student




Russell Miller
Athletic Training
Student



Bryan Paar
Assistant Director of Events



Stuart Pearce
Assistant AD / Event
Management



Chris Petrilak
Student Manager



Mark Rodin
Executive Director
Seminole Productions




Matthew Rudd
Assistant Director
Athletic Ticket Office



Brandon Stone
Athletic Trainer



Staci Sutton
Spirit & Batgirl
Coordinator




Austin Thompson
Student Manager



32 • HAYDEN KELLY

INF/OF • L/R • SR • 5-10 • 210 • INVERNESS, FL • POLK STATE COLLEGE



JUNIOR (2015): Appeared in 19 games making one start in his first season at Florida State ... lone start of the season came as the Seminole designated hitter against Jacksonville (2/24) ... posted a .188 batting average in 16 at-bats as all three of his hits went for doubles ... recorded three RBI, two runs, three walks and three hit-by-pitches ... tied a single-game school record when he was hit by three pitches against South Florida (March 3) – became the third Seminole to perform the feat ... registered his first hit as a Seminole in his first at-bat connecting on a double in the middle game of the series against Oakland (Feb. 14) on opening weekend ... drove in a career-high two batters against USF ... hit .333 (2-for-6) as a pinch hitter – tied for the third most pinch hits by a Seminole ... saw action at first base and in the outfield throughout the season ... played summer ball with the Elmira Pioneers of the Perfect Game Collegiate Baseball League.

FRESHMAN (Polk State Junior College-2014): Helped lead Polk State College to a runner-up finish in the NJCAA Gulf District baseball tournament in 2014 and played at Pensacola Junior College as a freshman ... member of the Dean's List at Polk State College ... played in the Perfect Game Collegiate

Summer League in 2014 for the Utica Brewers, hitting .294 with four home runs, nine doubles, three triples, and 27 RBI ... ranked top 10 in the league in slugging percentage, sacrifice flies, RBI, triples, and home runs ... selected for the All-Star Team while with the Brewers.

HIGH SCHOOL: Graduated from Citrus High School in Inverness ... in addition to baseball also played two years of football for the Hurricanes.

PERSONAL: Son of Charles and Clare Kelly ... has two siblings, a brother, Harlan, and a sister, Bailey ... third-generation Seminole has grandmother, grandfather, father, and brother graduate from Florida State ... sister currently attends FSU ... mother played collegiate tennis at Arkansas State ... majoring in sport management ... born February 10, 1994.

KELLY'S CAREER HIGHS

At Bats:	2 (at Florida, 6/5/15)
Runs Scored:	1 (2x-last: vs. USE, 3/3/15)
Hits:	1 (3x-last: vs. Virginia Tech, 3/28/15)
RBI:	2 (vs. USE, 3/3/15)
Walks:	1 (3x-last: at Miami, 4/25/15)
Stolen Bases:	None
Hit Streak:	None

KELLY'S CAREER STATS

OVERALL SEASON STATS

Year	Avg	GP-GS	AB	R	H	2B	3B	HR	RBI	SLG%	SF-SH	SB-SBA
2015	.188	19-1	16	2	3	3	0	0	3	.375	0-0	0-0
TOTAL	.188	19-1	16	2	3	3	0	0	3	.375	0-0	0-0

ACC REGULAR SEASON STATS

Year	Avg	GP-GS	AB	R	H	2B	3B	HR	RBI	SLG%	SF-SH	SB-SBA
2015	.200	11-0	10	0	2	2	0	0	1	.400	0-0	0-0
TOTAL	.200	11-0	10	0	2	2	0	0	1	.400	0-0	0-0

ACC TOURNAMENT STATS

Year	Avg	GP-GS	AB	R	H	2B	3B	HR	RBI	SLG%	SF-SH	SB-SBA
2015	.000	0-0	0	0	0	0	0	0	0	.000	0-0	0-0
TOTAL	.000	0-0	0	0	0	0	0	0	0	.000	0-0	0-0

NCAA TOURNAMENT STATS

Year	Avg	GP-GS	AB	R	H	2B	3B	HR	RBI	SLG%	SF-SH	SB-SBA
2015	.000	1-0	2	0	0	0	0	0	0	.000	0-0	0-0
TOTAL	.000	1-0	2	0	0	0	0	0	0	.000	0-0	0-0



12 • JOHN SANSONE

INF • R/R • SR • 5-11 • 200 • NEW CASTLE, PA • NESHANNOCK HS



CAREER ACCOLADES

- * All-ACC Academic Team (2014)
- * ACC Academic Honor Roll (2013-14, 2014-15).
- * Tallahassee Regional All-Tournament Team (2015).
- * Selected in the 2012 MLB Draft by the Detroit Tigers (39th round).

JUNIOR (2015): One of only two Seminole players (Taylor Walls) to start all 65 games in 2015 ... started every game at second base and has started in 162 consecutive games dating back to his freshman year in 2013 ... posted single-season career-highs in batting average (.245), runs (60), hits (60), doubles (15), home runs (8), walks (35) and hit by pitches (20) ... ranked second in the ACC and 11th nationally in hit-by-pitches... averaged 0.36 HBPs per game – good for 36th nationally ... also ranked in the top 10 in the ACC in run scored (t-5th) and runs per game (0.92, 8th) ... led the team in HBPs for the second year in a row, tied for the team lead in doubles, second in runs, tied for third in home runs and fourth in hits ... finished with 20 hit-by-pitches – tied for the third most in a single-season ... sits second all-time in the school record books with 51 career HBPs ... doubled his career home run total during his junior season connecting on eight in 2015 including a grand slam at Virginia (March 21) ... connected on a three-run home run in the third inning against NC State (May 24) in the ACC Championship game to lead the Noles to their sixth league title ... tallied a career-high four hits in a 4-1 win over Florida at the Baseball Grounds in Jacksonville ... tied for fourth on the team with 15 multi-hit games... posted the longest hitting streak on the team at 10 games in 2015 – the only Seminole to register a double-digit hitting streak on the year ... drew a career-high four walks against UNC Wilmington (March 1) ... tied a career-high with three four-RBI games – at Georgia (2/20), USF (3/3) and at Virginia (March 21) ... collected three hits including a two-run double in the first game of the NCAA Tallahassee Regional against Mercer (May 29) ... posted a perfect fielding percentage in seven chances en route to earning Tallahassee All-Region accolades ... played summer ball with the St. Cloud Rox of the Northwoods League ... hit over .321 over the summer with 10 doubles and five home runs ... was the bright spot

during the playoffs with St. Cloud hitting .529 (10-for-19) with a home run and six RBI.

SOPHOMORE (2014): Started all 60 games at second base - the second consecutive season he has reached the 60 games mark at the position – and one of just two Seminoles to start every game in 2014 ... finished his sophomore season with a .221 batting average, 13 doubles, two home runs and 29 walks ... scored 38 runs and tied for 15th in the ACC with 39 RBI ... ranked fourth in the conference with 18 hit by pitches and will enter his junior season with 31 career HBP, tied for the eighth most all-time in Florida State history ... the 18 HBP sit as the fourth most in a single-season at FSU ... played his best ball against eventual national runner-up Virginia (April 24-27 / May 24), going 5-for-13 with three runs scored, seven RBI, a home run, two sac flies and a hit by pitch in four games against the Cavaliers ... had four RBI against

SANSONE'S CAREER HIGHS

At Bats:	6 (4x-last: at Miami, 4/24/15)
Runs Scored:	4 (vs. Villanova, 3/1/13)
Hits:	4 (vs. Florida, 3/31/15)
RBI:	4 (5x-last: vs. Virginia, 3/21/15)
Walks:	4 (vs. UNC Wilmington, 3/1/15)
Stolen Bases:	1 (11x-last: vs. Louisville, 5/23/15)
Hit Streak:	10 (3/8-3/22/15)

Virginia (April 26), a season-high while tying a career-high ... went 2-for-3 with two doubles, two runs and an RBI at Stetson (May 6) ... collected three more hits and two more RBI against the Hatters on the road (April 23) - the three hits tied a season- and career-high ... in three games against Notre Dame (April 4-6), hit .333 (3-for-9) with two runs, two RBI, and five walks, including three in the opener which tied a career-high ... in three games at Clemson, went .500 at the plate (5-for-10) with two doubles, three RBI

SANSONE'S CAREER STATS

OVERALL SEASON STATS

Year	Avg	GP-GS	AB	R	H	2B	3B	HR	RBI	SLG%	SF-SH	SB-SBA
2013	.233	63-61	193	36	45	11	0	2	32	.321	1-4	2-5
2014	.221	60-60	199	38	44	13	0	2	39	.317	6-2	6-8
2015	.245	65-65	245	60	60	15	0	8	38	.404	1-5	3-5
TOTAL	.234	188-186	637	134	149	39	0	12	109	.352	8-11	11-18

ACC REGULAR SEASON STATS

Year	Avg	GP-GS	AB	R	H	2B	3B	HR	RBI	SLG%	SF-SH	SB-SBA
2013	.220	29-28	91	11	20	4	0	1	15	.297	1-2	0-2
2014	.221	60-60	199	38	44	13	0	2	39	.317	6-2	6-8
2015	.246	30-30	114	29	28	5	0	3	11	.368	0-4	1-1
TOTAL	.228	119-118	404	78	92	22	0	6	55	.245	7-8	7-11

ACC TOURNAMENT STATS

Year	Avg	GP-GS	AB	R	H	2B	3B	HR	RBI	SLG%	SF-SH	SB-SBA
2013	.143	4-4	14	0	2	1	0	0	1	.214	0-0	0-0
2014	.200	3-3	10	2	2	0	0	0	1	.200	0-0	1-1
2015	.154	4-4	13	6	2	1	0	1	4	.462	0-0	1-1
TOTAL	.162	11-11	37	8	6	2	0	1	6	.297	0-0	2-2

NCAA TOURNAMENT STATS

Year	Avg	GP-GS	AB	R	H	2B	3B	HR	RBI	SLG%	SF-SH	SB-SBA
2013	.118	5-5	17	4	2	1	0	0	1	.176	0-0	0-0
2014	.000	2-2	6	1	0	0	0	0	1	.000	0-0	0-0
2015	.176	5-5	17	3	3	1	0	0	2	.235	0-1	0-0
TOTAL	.125	12-12	40	8	5	2	0	0	55	.189	0-1	0-0



12 • JOHN SANSONE

INF • R/R • SR • 5-11 • 200 • NEW CASTLE, PA • NESHANNOCK HS

and a walk ... in two games at UCF, went 3-for-5 with a double, three runs (all in one game, setting a season-high), three RBI, a walk, and was hit by three pitches ... hit his first home run of the year at Jacksonville (Feb. 18) to go along with a single and double, three RBI and two runs scored ... finished the season with nine multi-hit and nine multi-RBI games ... played in the Cape Cod League over the summer with the Brewster Whitecaps.

FRESHMAN (2013): Appeared in 63 games making 61 starts at second base during his freshman season ... batted .233 (45-for-193) with 11 doubles and 36 runs scored ... hit two home runs and drove in 32 RBI ... led the team with 13 hit-by-pitches – with two HBPs coming in games at Maryland (March 17) and against UCF (May 4) ... opened the season reaching base in 14 straight games ... reached base in six of seven plate appearances and scored four runs against Villanova (March 2) by way of three walks, two hits and a hit-by-pitch ... was a perfect 2-for-2 from the plate with

two walks while crushing his first collegiate home run – a two-run shot – against Florida Gulf Coast (April 2) ... set a career-high in hits (3), including one each in the eighth and ninth innings, as FSU came from behind to beat Miami (April 5) ... had three more three-hit games on the season – Duke (April 12), at Jacksonville (April 23) and Wake Forest (April 28) ... blasted his second home run of the season in the second inning as FSU secured a 12-3 road win at NC State (May 12) ... scored two runs and hit a double in the NCAA Regional championship game against Troy (June 2)...finished with 33 walks, which was tied for the fourth-best on the team – including seven multi-walk games...played over the summer with the Amsterdam Mohawks of the Perfect Game Collegiate Baseball League helping lead the Mohawks to a league championship.

HIGH SCHOOL: A four-year baseball and basketball varsity letter-winner and a one-year letter-winner in football at Neshannock High School ... hit 22 ca-

reer home runs ... batted .661 as a junior and .597 (40-for-57) with 40 RBI, 34 runs scored, 12 doubles, six triples and seven home runs in his final year ... earned All-State Pittsburgh Player of the Year honors as a senior ...WPIAL Class A Player of the Year as a junior...member of section 3-A and WPIAL Class A championship teams ... recipient of County Athlete of the Year accolades his senior year ... garnered *ESPN Rise Magazine* honors ... scored 915 career basketball points and earned All-Section honors ... played quarterback and scored 10 touchdowns as a member of the football team.

PERSONAL: Son of John and Mirella Sansone ... has two twin sisters, Lina and Maria ... goes by the nickname "Soni"... member of the 3.0 GPA Club at FSU (Fall 2012) ... majoring in sport management ... born on September 15, 1993.





17 • MIKE COMPTON

LHP • L/L • R-SR • 6-3 • 175 • MIAMI SHORES, FL • ST. THOMAS AQUINAS HS



CAREER ACCOLADES

- * Capital One Academic All-American Third Team (2015)
- * Capital One Academic All-District IV First Team (2014, 2015)
- * Preseason All-American Third Team Collegiate Baseball (2013) & NCBWA (2013)
- * Freshman All-American First Team Collegiate Baseball (2012) & NCBWA (2012)
- * Freshman All-American Second Team Baseball America (2012) and Perfect Game (2012)
- * All-ACC Second Team (2012)
- * All-ACC Academic Team (2012, 2014, 2015)
- * ACC Academic Honor Roll (2011-12, 2012-13, 2013-14, 2014-15)
- * FSU's President's List (Spring 2013, Spring 2014)
- * FSU Dean's List (Fall 2011, Spring 2012, Fall 2012, Fall 2013, Fall 2014, Spring 2015)

REDSHIRT JUNIOR (2015): Served as team captain with DJ Stewart ... garnered Capital One Academic All-District honors for the second year in a row and was named a third team Academic All-American for the first time ... started 13 games for the Seminoles during his redshirt junior season posting a 4-4 record with a 3.55 ERA ... recorded 70 strikeouts in 71.0 innings of work, while issuing just 12 walks ... finished with a 5.83 strikeout-to-walk ratio – fifth best single-season mark in school history by a pitcher with at least 30 innings of work ... posted a 1.52 walks per 9 innings – good for eighth on the all-time single-season record books at FSU ... hurled his second career complete game shutout, this time against Boston College (March 6) ... allowed just two hits – both coming in the third inning – while striking out seven ... retired 13 straight batters and 18 of the last 19 to close out

COMPTON'S CAREER HIGHS

Inn. Pitched (Starter):	9.0 (2x-last: vs. Boston College, 3/6/15)
Inn. Pitched (Reliever):	None
Hits:	11 (2x-last: at Miami, 4/25/15)
Runs:	6 (4x-last: at Florida, 6/6/15)
Earned Runs:	5 (3x-last: at Florida, 6/6/15)
Walks:	3 (4x- Last: at Clemson, 3/22/14)
Strikeouts:	11 (at Miami, 4/25/15)

the game against the Eagles ... threw at least 6.0 innings in five starts ... struck out a career-high 11 over 7.0 innings of work in a win over Coastal Carolina (May 2) ... went five starts without issuing a walk ... made his first career start on opening day when the Noles opened the 2015 campaign against Oakland (Feb. 13) ... threw 6.0 strong innings against the Grizzlies allowing two unearned runs on three hits as he struck out six and did not walk a batter ... the start was Compton's third on opening weekend since arriving in Tallahassee in 2012 ... missed three weekend starts during the middle part of the season due to an abdominal strain ... picked up a big win for Florida State in the ACC Tournament allowing just two runs on five hits in 5.2 innings as he struck out six and did not walk a batter against North Carolina...hit an RBI ground-rule double in his first career plate appearance against South Florida (March 3).

REDSHIRT SOPHOMORE (2014): Returned from Tommy John surgery and went 7-3 with a 3.23 ERA in 15 starts ... recorded 50 strikeouts and only 19 walks in 83.2 innings of work ... finished tied for 13th in the ACC with seven wins and 18th in innings pitched ... concluded the season ranked second on the team in starts, wins and innings pitched ... paired with Luke Weaver as the pitching stalwarts for the 'Noles, appearing every weekend except for the series against Georgia, which was rained out on the final day ... went 6.1 innings against No. 1 and national runner-up Virginia (April 26) for his fourth win of the year, a 7-0 FSU victory – marked the first time in 156 games that the Cavaliers had been shut out ... career-day against eventual Super Regional participant Maryland (March 9), throwing a complete game, two-hit shutout while striking out 10 and allowing no walks ... set career-highs for innings pitched (9.0) and

COMPTON'S CAREER STATS

OVERALL SEASON STATS

Year	ERA	W-L	App	GS	CG	SHO	SV	IP	H	R	ER	BB	SO
2012	2.87	12-2	18	18	0	0	0	91	89	35	29	28	64
2014	3.23	7-3	15	15	1	1	0	83.2	93	37	30	19	50
2015	3.55	4-4	13	13	1	1	0	71	75	37	28	12	70
TOTAL	3.19	23-9	46	46	2	2	0	245.2	257	109	87	59	184

ACC REGULAR SEASON STATS

Year	ERA	W-L	App	GS	CG	SHO	SV	IP	H	R	ER	BB	SO
2012	3.95	6-1	10	10	0	0/1	0	47.2	48	24	19	14	38
2014	3.24	5-1	10	10	1	1/1	0	58.1	67	25	21	11	36
2015	3.41	2-3	6	6	1	1/1	0	37	37	18	14	7	30
TOTAL	3.40	13-5	26	26	2	2/3	0	143	152	67	54	32	104

ACC TOURNAMENT STATS

Year	ERA	W-L	App	GS	CG	SHO	SV	IP	H	R	ER	BB	SO
2012	1.80	0-1	1	1	0	0/0	0	5	6	1	1	2	2
2014	2.84	0-1	1	1	0	0/0	0	6.1	7	5	2	2	3
2015	3.18	1-0	1	1	0	0/0	0	5	5	2	2	0	6
TOTAL	2.76	1-2	3	3	0	0/0	0	16.1	18	8	5	4	11

NCAA TOURNAMENT STATS

Year	ERA	W-L	App	GS	CG	SHO	SV	IP	H	R	ER	BB	SO
2012	2.81	2-0	3	3	0	0/0	0	16	22	6	5	2	12
2014	13.50	0-1	1	1	0	0/0	0	1.1	5	2	2	1	0
2015	9.39	0-1	2	2	0	0/0	0	7.2	13	10	8	2	6
TOTAL	5.63	2-2	6	6	0	0/0	0	24	40	18	15	5	18



17 • MIKE COMPTON

LHP • L/L • R-SR • 6-3 • 175 • MIAMI SHORES, FL • ST. THOMAS AQUINAS HS

strikeouts (10) against the Terrapins ... the shutout against Maryland was the first for a Seminole pitcher since Rhett James in 2004 ... allowed two runs over eight innings at North Carolina (May 10), the second longest outing of his career ... a week earlier, against Minnesota (May 3), went 7.2 strong innings, allowing only two earned runs on seven hits ... surrendered 10 hits against Notre Dame (April 6), all singles, but only gave up one run against the Fighting Irish in the Seminole victory ... in his first game since his 2013 injury, threw five innings of one hit ball in the season-opening series against Niagara (Feb. 16) ... allowed two earned runs or fewer in 10 of his 15 starts ... team went 12-3 in games he started by Compton ... went 5-1 with a 3.24 ERA in 10 games against ACC opponents.

SOPHOMORE (2013): Received a medical redshirt after missing the entire 2013 season after undergoing Tommy John surgery to his right elbow.

FRESHMAN (2012): Pitched in the weekend rotation the entire 2012 season combining with fellow freshman teammate Brandon Leibrandt for 20 of Florida State's 50 wins ... posted a 12-2 record with a 2.87 ERA in 18 starts in his first season ... tied the Florida State school record for wins by a freshman with his victory

against Stony Brook in the CWS - fourth freshmen pitcher all-time at FSU to reach 12 wins joining Sean Gilmartin (2009), Ray Revak (1984) and Doug Little (1983) ... finished the season tied for the second most wins nationally while leading all freshmen in that category ... was the first 10-game winner in the ACC in 2012 and closed out the year as the only player in the league to reach double-digit victories ... ranked in the top 10 in the ACC in wins (1st), games started (2nd) and innings pitched (10th) ... also finished 13th in the league in ERA en route to earning Second Team All-Conference honors ... concluded his freshman campaign with 64 strikeouts in 91.0 innings of work while holding opponents to a .260 batting average ... allowed two earned runs or less in 16 of his 18 starts, while yielding no runs three times ... first collegiate start and win came against Hofstra (Feb. 19) working 5.0 innings allowing two runs on four hits as he struck out three ... posted career-highs in innings pitched (7.2) and strikeouts (8) in a 2-1 victory over Virginia Tech (March 31) ... did not allow a run in wins over Florida International (Feb. 25), at Duke (March 10) and Rhode Island (April 28) ... allowed three hits or less in five starts and just two hits in at least six innings of work twice - Florida International (2/25) and Rhode Island (April 28) ... made three starts in the NCAA Tournament and picked up wins against Sam-

ford (June 3) and Stony Brook (June 17) ... worked 6.0 innings in both outings and allowed just two runs ... was the pitcher of record in FSU's 5-2 victory over Samford to clinch the Tallahassee Regional ... helped Florida State stave off elimination in Omaha as he led the Seminoles to a 12-2 victory over Stony Brook in the College World Series.

HIGH SCHOOL: Over his four years at Branson High School, posted a record of 21-7 with two saves and a 1.40 ERA in 195 innings of work ... registered a school record 243 strikeouts, while issuing just 28 walks in four seasons ... named Central Ozark Conference Player of the Year as a junior; garnered COC 1st team pitcher honors in back-to-back seasons as a junior and senior ... earned first team pitcher All-State accolades as a junior, followed with All-State Honorable Mention honors after his senior ... an Honor Roll student at Branson HS graduating with a 4.2 GPA; member of the National Honor Society.

PERSONAL: Son of Mike and Jannine Compton ... earned a bachelor's degree in applied economics in the fall 2014 ... currently pursuing a master's degree in business marketing ... born November 5, 1992.





1 • NICK GRAGANELLA

OF • R/R • R-SR • 5-8 • 175 • TALLAHASSEE, FL • TALLAHASSEE CC



REDSHIRT JUNIOR (2015): Made 36 appearances in his second season at Florida State ... collected three hits with a double and three RBI on the year ... finished the season with 13 runs scored ... recorded his first hit of the season against USF (March 3) on a single through the left side ... first career extra base hit came against Wake Forest (March 15) with an RBI double to the right center ... scored a career-high two runs in a 19-9 victory over Virginia Tech (March 28) ... drew a walk and scored a run in the Super Regional at Florida ... posted a perfect fielding percentage converting on all 18 fielding chances ... tallied outfield assists against Pitt (April 18) and at Miami (April 25) ... played summer ball with Lexington County Blowfish of the Coastal Plain League.

REDSHIRT SOPHOMORE (2014): The Tallahassee native finished the 2014 season making 33 appearances ... was used as a pinch runner in late-inning situations ... ended his first season at Florida State hitting .231 (3-for-13) with three RBI and seven runs scored ... entered as a pinch runner in the season-opener against Niagara (Feb. 14) ... collected hits against Niagara (Feb. 16) and in consecutive appearances at UCF (March 12) and against Boston College (March

29) in Rhode Island ... had RBIs in three consecutive appearances against Maryland (March 7), UCF (May 13) and Boston College (May 16) ... posted a perfect fielding percentage converting on all nine fielding chances in the outfield.

FRESHMAN (2013-Tallahassee Community College): Played two seasons at TCC... was selected to the All-Panhandle team in 2012 after posting a .340 batting average ... posted a perfect fielding percentage on the year and collected 20 stolen bases ... helped lead the Eagles to the NJCAA Gulf District/FCSAA State Baseball Tournament in 2013 ... was a member of the Dean's List and was an Honor Roll student at TCC.

HIGH SCHOOL: Graduated from North Florida Christian in Tallahassee where he played baseball, football and basketball ... led NFC to the state title in 2011 and was honored as a two-time All-Area and All-District selection ... played on the 2011 AAU National Championship team and was selected to the All-Tournament Team.

PERSONAL: Son of Jim and Lisa Graganella ... has one sibling Nicole ... father Jim played football for

GRAGANELLA'S CAREER HIGHS

At Bats:	4 (2x-last: vs. Pitt, 4/17/15)
Runs Scored:	2 (vs. Virginia Tech, 3/28/15)
Hits:	1 (6x-last: vs. Virginia Tech, 3/28/15)
RBI:	1 (6x-last: vs. Coastal Carolina, 5/1/15)
Walks:	1 (6x-last: at Florida 6/5/15)
Stolen Bases:	None
Hit Streak:	None

FSU (1980-84) ... majoring in interdisciplinary social science ... born on April 29, 1992.

GRAGANELLA'S CAREER STATS

OVERALL SEASON STATS

Year	Avg	GP-GS	AB	R	H	2B	3B	HR	RBI	SLG%	SF-SH	SB-SBA
2014	.231	33-0	13	7	3	0	0	0	3	.231	0-0	0-0
2015	.120	36-0	25	13	3	1	0	0	3	.16	0-0	0-0
TOTAL	.158	69-0	38	20	6	1	0	0	6	.184	0-0	0-0

ACC REGULAR SEASON STATS

Year	Avg	GP-GS	AB	R	H	2B	3B	HR	RBI	SLG%	SF-SH	SB-SBA
2014	.250	17-0	4	5	1	0	0	0	2	.231	0-0	1-1
2015	.077	19-0	13	9	1	1	0	0	2	.154	0-0	0-0
TOTAL	.118	36-0	17	14	2	1	0	0	4	.176	0-0	0-0

ACC TOURNAMENT STATS

Year	Avg	GP-GS	AB	R	H	2B	3B	HR	RBI	SLG%	SF-SH	SB-SBA
2014	.000	0-0	0	0	0	0	0	0	0	.000	0-0	0-0
2015	.000	2-0	0	0	0	0	0	0	0	.000	0-0	0-0
TOTAL	.000	2-0	0	0	0	0	0	0	0	.000	0-0	0-0

NCAA TOURNAMENT STATS

Year	Avg	GP-GS	AB	R	H	2B	3B	HR	RBI	SLG%	SF-SH	SB-SBA
2014	.000	1-0	0	1	0	0	0	0	0	.000	0-0	0-0
2015	.000	2-0	1	1	0	0	0	0	0	.000	0-0	0-0
TOTAL	.000	3-0	1	2	0	0	0	0	0	.000	0-0	0-0



5 • MATTHEW KINNEY

LHP • L/L • R-SR • 6-0 • 195 • ALPHARETTA, GA • BELMONT UNIVERSITY



REDSHIRT JUNIOR (2015-Belmont): Made a team high 35 appearances, all in relief ... compiled a 3-5 record with a team high six saves and a 1.80 ERA ... finished with 62 strikeouts and only 16 walks in 55 innings of work while allowing 11 earned runs and holding opponents to a .210 batting average ... registered multiple innings in relief in 18 of his 35 appearances ... threw 4.0 innings to shut the door against SIUE recording a career high five strikeouts (April 4) ... threw 2.0 scoreless innings against Notre Dame (Feb. 27) recording two strikeouts ... faced the minimum in working 2.0 scoreless innings in relief against No. 4 Vanderbilt (April 14) recording four strikeouts and earning the save on the road ... two weeks later recorded another save against No. 5 Vanderbilt (April 28) in 1.1 innings of work, striking out the last three batters he faced at home...faced the minimum in 3.0 innings against Southeast Missouri State (5/15) recording 4 strikeouts while earning the save to clinch an OVC tournament berth ... threw in three of the four OVC tournament games for the Bruins ... recorded 7.2 innings of work tallied nine strikeouts while only allowing one run, earning him OVC All-Tournament Team Honors ... 2015 OVC Second-Team All Conference ... 2015 OVC Academic Honor Roll.

REDSHIRT SOPHOMORE (2014-Belmont): Appeared in 43 games, including 31 starts ... recorded 15 RBI with 5 doubles, and 4 home runs ... went 4-for-5 on stolen bases for the season ... also made one appearance on the mound ... Recorded a career-best three hits against Eastern Kentucky (March 23) ... named to the OVC Commissioner's Honor Roll.

SOPHOMORE (2013-Belmont): Redshirted.

FRESHMAN (2012-Belmont): Played in eight games,

including four appearances on the mound ... finished his rookie campaign 1-for-6 at the plate, drawing two walks and one RBI ... pitched 2.1 innings for the Bruins.

HIGH SCHOOL: Played at Blessed Trinity Catholic High School under Head Coach Andy Harlin ... was a team captain and led the team in batting with an average of .493 ... earned the Tyler Flowers Award and the Gold Glove Award at Blessed Trinity ... also played football.

PERSONAL: Son of Jim and Sharron Kinney ... was a member of the National Honor Society ... has one sibling Jackie ... grandfather Jack Krol was a coach for the St. Louis Cardinals and San Diego Padres ... earned his bachelor of science degree in finance from Belmont in May 2015 ... pursuing his masters in sports management at Florida State ... born on September 24, 1992.

KINNEY'S CAREER HIGHS

Inn. Pitched (Starter):	None
Inn. Pitched (Reliever):	4.2 (vs. SIUE, 5/20/15)
Hits:	4 (vs. Wright State, 2/13/15)
Runs:	4 (vs. Wright State, 2/13/15)
Earned Runs:	4 (vs. Wright State, 2/13/15)
Walks:	3 (2x-last: vs. SIUE, 5/20/15)
Strikeouts:	5 (2x-last: vs. SIUE, 5/20/15)



KINNEY'S CAREER STATS

OVERALL SEASON STATS

Year	ERA	W-L	App	GS	CG	SHO	SV	IP	H	R	ER	BB	SO
2012	15.43	0-0	4	0	0	0/0	0	2.1	5	4	4	0	1
2014	0.00	0-0	1	0	0	0/0	0	0	1	0	0	1	0
2015	1.80	3-5	35	0	0	0/0	0	55	42	20	11	16	62
TOTAL	2.36	3-5	40	0	0	0/0	0	57.1	48	24	15	17	63



23 • TYLER WARMOTH

P • RHP • R-SR • 6-2 • 215 • ORLANDO, FL • STETSON UNIVERSITY



REDSHIRT JUNIOR (2015-Stetson): During his three seasons at Stetson pitched 133 innings with 3.05 ERA ... went 11-6 in 86 career appearances ... posted 22 saves and 124 strikeouts... tossed 38.2 innings where he allowed 34 hits, 15 runs, 14 earned runs and 14 walks while striking out 40 batters en route to a team high nine saves and finishing 1-1 ... named Second Team All-Atlantic Sun Conference ... earned his first save of the season against LaSalle (Feb. 21) when he struck out four batters over two innings of work in a 7-4 victory ... posted his second save of the season in two innings of work against Penn (March 1) ... closed out March with a save against South Florida as he preserved a 6-3 victory by tossing 1.1 innings, allowed two hits and striking out two Bulls batters ... earned the first of five saves in April against Kennesaw State by striking out a pair of batters in one inning ... shut down USC Upstate in 1.1 innings as he struck out one batter in a 5-2 win ... converted his sixth save of the season against Northern Kentucky after going 1.1 innings, allowing one hit and one walk while striking out three ... notched his final saves in April during a series at Jacksonville University as he limited the Dolphins to one hit and one walk in 2.1 innings ... posted his final save of the season at Lipscomb ... went eight innings, allowing five hits, one run and struck out four in an 8-7 victory against Jacksonville on May 20th.

REDSHIRT SOPHOMORE (2014-Stetson): Appeared in 29 games on the mound for the Hatters, all in relief ... assumed the role as closer, picking up 10 saves on the year to go with a 5-3 record and a team-best 2.42 ERA ... was third in the A-Sun in saves ... closed the season with a stretch where he earned either a win or save in eight of his last 10 appearances ... earned a pair of saves in the Boston College (Feb. 21 / Feb. 23) series with a combined three perfect innings ... gave up two runs in 1.2 innings against Furman (March 1) to take his first loss ... allowed two runs in 2/3 of an inning at South Carolina (March 5) to take his second loss ... earned a save against Siena (March 9) with two perfect innings ... fourth save came at

ETSU (March 22) with a perfect ninth inning ... earned his fifth save against Florida A&M with 3.0 innings, allowing on hit ... sixth save came against USF (April 1) ... longest outing of the year was a 4.0 inning effort against Bethune-Cookman (April 8) in which he struck out six to earn his seventh save ... earned his first win against Lipscomb (April 17) with 3.2 innings of work in which he allowed two hits and struck out four ... took a loss at Florida State (April 23) after allowing two runs in two innings ... bounced back with a victory at UNF (April 26) by blanking the Ospreys on one hit over three innings with six strikeouts ... also earned conference wins against Jacksonville (May 4) and Mercer (May 10) ... closed the Mercer series by earning his eighth save ... picked up his ninth save against USC Upstate (May 15) ... earned another win against Mercer (May 21) with three strong innings in the A-Sun Tournament ... allowed one run on one hit in that outing ... came back with a save against ETSU (May 23) in another tournament victory ... allowed just one earned run in his last nine appearances, covering 17.2 innings.

REDSHIRT FRESHMAN (2013-Stetson): Enjoyed an outstanding freshman season for the Hatters, appearing in 31 games ... 30 of his 31 appearances came in relief ... led the team with three saves ... his 42.1 innings pitched ranked fourth on the team ... made season's only start at Florida State (March 20), tossing four shutout innings and striking out three against the Seminoles ... picked up first career save with 1.2 innings of shutout work against Kennesaw State (March 29) ... also earned saves against East Tennessee State (April 21) and Lipscomb (April 28) ... allowed no runs in 19 of his 31 appearances ... went six consecutive appearances, covering 8.0 innings, without allowing a run from April 12-28 ... was 4-0 with three saves and a 2.70 ERA in 15 A-Sun games.

FRESHMAN (2012-Stetson): Sat out season as a redshirt ... played for the DeLand Suns in the Florida Collegiate Summer League ... went 2-0 with a 2.79

WARMOTH'S CAREER HIGHS

Inn. Pitched (Starter):	4 (at Florida State, 3/20/13)
Inn. Pitched (Reliever):	8 (vs. Jacksonville, 5/20/15)
Hits:	4 (5x-last: vs. Florida, 3/24/15)
Runs:	5 (vs. Princeton, 3/10/13)
Earned Runs:	4 (vs. Florida, 3/24/15)
Walks:	4 (vs. Mercer, 5/21/14)
Strikeouts:	6 (2x-last: at North Florida, 4/26/14)

ERA and 0.995 WHIP on the mound ... made nine appearances and one start, totaling 14 strikeouts and six walks in 19.1 innings ... both wins came in the playoffs, including the Suns' 10-7 championship game victory.

HIGH SCHOOL: Was a two-year letter winner for coach Mike Smith Lake Brantley High School in Altamonte Springs, Florida ... was a two-way player in high school ... saw limited action on the mound, posted a 2-0 record with a 2.50 ERA and 21 strikeouts in 14 innings of work ... played AAU ball for the Orlando Scorpions and coach Sal Lombardo ... an honorable mention All-Florida selection by Perfect Game ... member of the National Honor Society, the Student Athlete Leadership Team and served as a locker room assistant for the Orlando Magic.

PERSONAL: Son of Greg and Christie Warmoth ... has two brothers Justin and Logan ... Logan currently plays baseball at North Carolina ... his other brother, Justin, played collegiate baseball at Embry-Riddle ... earned his in bachelor of science degree in finance from Stetson in May 2015 ... born on June 4, 1992.

WARMOTH'S CAREER STATS

OVERALL SEASON STATS

Year	ERA	W-L	App	GS	CG	SHO	SV	IP	H	R	ER	BB	SO
2013	3.61	5-2	31	1	0	0/3	3	42.1	38	21	17	20	32
2014	2.42	5-3	29	0	0	0/0	10	52	37	16	14	11	52
2015	3.26	1-1	26	1	0	0/0	9	38.2	34	15	14	14	40
TOTAL	3.05	11-6	86	2	0	0/3	22	133	109	52	45	45	124



38 • ALEX DEISE

LHP • L/L • R-JR • 6-3 • 190 • ST. PETERSBURG, FL • ST. PETERSBURG COLLEGE



CAREER ACCOLADES:

- * FSU Dean's List (Spring 2015)
- * ACC Academic Honor Roll (2014-15)

REDSHIRT SOPHOMORE (2015): Finished the season 1-0 with a 3.86 ERA in 10 relief appearances ... struck out 16 batters in 16.1 innings, allowing seven earned runs while holding hitters to only a .203 batting average ... did not allow a run in five innings against ACC opponents ... made his FSU debut at Georgia (Feb. 21), allowing two earned runs while striking out two ... picked up his only win of the season with a career-high 5.0 innings pitched against UCF (March 11), allowing a run on three hits while striking out a season-high six batters ... did not allow an earned run over his final four appearances, all against ACC competition ... after his opening appearance against the Bulldogs, worked his ERA down to 3.86 by season's end ... played summer ball with the Altamonte Springs Boom of the Florida Collegiate League.

FRESHMAN (2014- St. Petersburg College): Went 0-1 with a 0.73 ERA and nine saves in 35 innings in 2014 ... earned All-Suncoast Conference Second Team honors ... named an All-Star twice in the Florida Collegiate League (2013, 2014).

HIGH SCHOOL: Graduated from St. John's College High School in Washington, D.C. ... as a junior at St. John's, went 4-1 with two saves in 50 innings of work ... earned Washington Post All-Metropolitan Honorable Mention honors ... as a senior, went 5-1 with two saves and 1.50 ERA in 39 innings ... Washington Capital Athletic Conference Honorable Mention All-Conference final two years of high school ... named a Perfect Game All-Atlantic Region Honorable Mention honoree in 2011 and 2012 ... made the honor roll every year at St. John's.

PERSONAL: Son of Tom and Jami Deise ... made the Dean's List both semesters at Mississippi State ... majoring in political science ... born February 1, 1994.

DEISE'S CAREER HIGHS

Inn. Pitched (Starter):	None
Inn. Pitched (Reliever):	5 (vs. UCF, 3/11/15)
Hits:	3 (2x-last: at Florida, 3/17/15)
Runs:	3 (at Florida, 3/17/15)
Earned Runs:	3 (at Florida, 3/17/15)
Walks:	1 (4x-last: at Miami, 4/24/15)
Strikeouts:	6 (vs. UCF, 3/11/15)

DEISE'S CAREER STATS

OVERALL SEASON STATS

Year	ERA	W-L	App	GS	CG	SHO	SV	IP	H	R	ER	BB	SO
2015	3.86	1-0	10	0	0	0	0	16.1	12	8	7	4	16
TOTAL	3.86	1-0	10	0	0	0	0	16.1	12	8	7	4	16

ACC REGULAR SEASON STATS

Year	ERA	W-L	App	GS	CG	SHO	SV	IP	H	R	ER	BB	SO
2015	0.00	0-0	5	0	0	0	0	5	3	1	0	1	3
TOTAL	0.00	0-0	5	0	0	0	0	5	3	1	0	1	3

ACC TOURNAMENT STATS

Year	ERA	W-L	App	GS	CG	SHO	SV	IP	H	R	ER	BB	SO
2015	0.00	0-0	0	0	0	0/0	0	0	0	0	0	0	0
TOTAL	0.00	0-0	0	0	0	0	0	0	0	0	0	0	0

NCAA TOURNAMENT STATS

Year	ERA	W-L	App	GS	CG	SHO	SV	IP	H	R	ER	BB	SO
2015	0.00	0-0	0	0	0	0/0	0	0	0	0	0	0	0
TOTAL	0.00	0-0	0	0	0	0	0	0	0	0	0	0	0



53 • BRYAN BUSSEY

C • R/R • JR • 6-2 • 220 • WEAVERVILLE, NC • WALTERS STATE CC




SOPHOMORE (2014-Walters State Community College): Posted a .320 batting average along with 37 runs, 26 RBI, six home runs and five stolen bases ... caught 15 runners attempting to steal ... recorded a .992 fielding percentage committing just three errors in 375 chances ... threw out 34.1 percent of would-be base stealers on the year ... led Walters State to a third place finish at the NJCAA World Series in 2015.

HIGH SCHOOL: Graduated from North Buncombe High School in Asheville, NC ... ended his career with a .423 batting average, .455 on-base percentage, 107 hits, 93 RBI, 29 doubles, 26 walks and seven home runs ... earned All-Mountain Athletic Conference honors on three occasions and was named All-Western North Carolina twice ... named as the team Most Valuable Player on two occasions.

PERSONAL: Son of Peggy and George Bussey ... has two siblings, Boyce and Amanda ... majoring in editing, writing and media ... born on August 4, 1993.

BLATCH'S CAREER HIGHS

At Bats:	5 (7x-last: vs. McLennan (TX), 5/23/15)
Runs Scored:	5 (vs. Chattanooga St., 5/16/15)
Hits:	4 (2x-last: vs. Delgado (LA), 5/23/15)
RBI:	3 (vs. Delgado (LA), 5/23/15)
Walks:	2 (vs. Dyersburg State, 3/8/15)
Stolen Bases:	2 (vs. Milligan, 3/25/15)
Hit Streak:	7 (3/28/15-4/11/15)



BUSSEY'S CAREER STATS

OVERALL SEASON STATS

Year	Avg	GP-GS	AB	R	H	2B	3B	HR	RBI	SLG%	SF-SH	SB-SBA
2015	.320	N/A	153	37	49	8	1	6	26	.503	4-4	5-N/A
TOTAL	.320	N/A	153	37	49	8	1	6	26	.503	0-0	5-N/A



31 • ALEC BYRD

LHP • L/L • JR • 6-3 • 175 • MIAMI SHORES, FL • ST. THOMAS AQUINAS HS



CAREER ACCOLADES

* Selected in the 2013 MLB Draft by the Cincinnati Reds (37th round)

SOPHOMORE (2015): Made 27 appearances including three starts during his sophomore campaign ... finished with a 5-1 record and a 4.53 ERA ... compiled 48 strikeouts in 43.2 innings while issuing just 15 walks ... posted a 2.55 ERA in 24 relief appearances allowing just 10 earned runs in 35.1 innings of work ... earned his first start of the season against UCF (March 10) and allowed three runs on six hits in 4.0 innings to pick-up the win in a controlled start ... recorded his first win of the season with 4.1 innings of near-perfect pitching allowing one hit and striking out a career-high eight batters against UNC Wilmington (Feb. 27) ... followed that performance with a career-high 5.2 shutout innings against South Florida (March 4) allowing just three runs while striking out six ... recorded multiple strikeouts in 11 appearances ... closed out the season recording at least one strikeout in seven straight relief appearances ... gave up just one run in his last six relief appearances – a span

covering 6.2 innings ... played summer ball with the Kalamazoo Growlers of the Northwoods League.

FRESHMAN (2014): Made his Seminole debut against Niagara (Feb. 16) in the season-opening series ... allowed a walk and a hit as Florida State notched a 13-0 victory...made his only start of the season in a mid-week game against UCF (May 13), allowing four runs on four hits over 2.1 innings pitched ... picked up his only win of the season versus Minnesota (May 3), throwing just four pitches and recording an out in the ninth as the Noles answered with two runs in the bottom of the inning for the 5-4 victory ... pitched a career-high 4.0 innings against Duke (May 17), allowing an earned run on two hits and striking out three ... struck out a career-high four batters at South Florida (March 4) ... on the season, finished with a 1-1 record and 4.20 ERA in 15.0 innings ...ended the year with a 13/8 strikeout/walk ratio.

HIGH SCHOOL: A standout at St. Thomas Aquinas High School where he lettered on the varsity baseball team all four years ... garnered 2013 Louisville

BYRD'S CAREER HIGHS

Inn. Pitched (Starter):	4 (vs. UCF, 3/10/15)
Inn. Pitched (Reliever):	5.2 (vs. USE, 3/4/15)
Hits:	6 (vs. UCF, 3/10/15)
Runs:	6 (at Florida, 3/17/15)
Earned Runs:	6 (at Florida, 3/17/15)
Walks:	3 (2x-last: at Miami, 4/26/15)
Strikeouts:	8 (vs. UNC Wilmington, 2/27/15)

Slugger first team All-America and Florida Athletic Coaches Association First Team All-State honors ... named the *Sun-Sentinel* Player of the Year and the *Miami Herald* Pitcher of the Year in 2013 ... hit .372, with 26 RBI and two home runs and went 8-2 with a 1.32 ERA and 104 strikeouts in 63.2 innings of work following his senior year ... a member of the Principal's List all four years of high school.

PERSONAL: Son of Michael and Ana Byrd ... has one sister, Angelica ... majoring in editing, writing and media ... born on March 31, 1995

BYRD'S CAREER STATS

OVERALL SEASON STATS

Year	ERA	W-L	App	GS	CG	SHO	SV	IP	H	R	ER	BB	SO
2014	4.20	1-1	10	1	0	0	0	15	16	8	7	8	13
2015	4.53	5-1	27	3	0	0	0	43.2	47	25	22	15	48
TOTAL	4.45	6-2	37	4	0	0	0	58.2	63	33	29	23	61

ACC REGULAR SEASON STATS

Year	ERA	W-L	App	GS	CG	SHO	SV	IP	H	R	ER	BB	SO
2014	1.29	0-0	3	0	0	0	0	7	5	2	1	3	6
2015	5.17	2-1	14	0	0	0	0	15.2	20	12	9	8	23
TOTAL	4.05	2-1	17	0	0	0	0	22.2	25	17	10	11	29

ACC TOURNAMENT STATS

Year	ERA	W-L	App	GS	CG	SHO	SV	IP	H	R	ER	BB	SO
2015	0.00	0-0	0	0	0	0/0	0	0	0	0	0	0	0
TOTAL	0.00	0-0	0	0	0	0	0	0	0	0	0	0	0

NCAA TOURNAMENT STATS

Year	ERA	W-L	App	GS	CG	SHO	SV	IP	H	R	ER	BB	SO
2015	0.00	0-0	1	0	0	0/0	0	1	0	0	0	0	1
TOTAL	0.00	0-0	1	0	0	0	0	1	0	0	0	0	1



21 • BEN DELUZIO

OF • R/R • JR • 6-3 • 190 • WINDERMERE, FL • THE FIRST ACADEMY



CAREER ACCOLADES

- * ACC All-Tournament Team (2015)
- * All-ACC Academic Team (2014, 2015)
- * ACC Academic Honor Roll (2013-14, 2014-15)
- * FSU Dean's List (Spring 2014, Spring 2015)
- * Selected in the 2013 MLB Draft by the Miami Marlins (3rd round, 80th overall)

SOPHOMORE (2015): Played in 60 games making 55 starts, all in centerfield, during his sophomore season...hit .241 with seven doubles and two home runs ... finished the year with 26 runs scored, 24 RBI, 25 walks and a team-high 14 stolen bases ... closed out the season on a tear hitting a team-best .406 during FSU's postseason run that included an ACC title and a run to the Super Regionals ... registered multiple hits in five of those nine games including two three-hit games against North Carolina (May 21) and Louisville (May 23) in the ACC Tournament ... went 2-for-4 with a run scored and a stolen base against NC State (May 24) in the ACC Championship game and was named to the ACC All-Tournament team after hitting .533 in four games ... connected on two home runs on the year hitting a two-run shot at Louisville (May

8) and then again against the Cardinals (May 23) in the ACC Tournament ... tied career-highs with three hits and three RBI against Stetson (April 21) ... scored two of the three runs against the Hatters (May 5) in a 3-1 FSU victory in Tallahassee ... picked up two hits and scored twice in the opening game of the NCAA Tallahassee Regional ... went 2-for-3 with a walk and a run scored against College of Charleston in the Regional Final ... finished the season with a .972 fielding percentage ... played summer ball with the Hyannis Harbor Hawks of the Cape Cod League.

FRESHMAN (2014): Appeared in 51 games making 50 starts in his first season at Florida State ... all 50 starts came in centerfield as the freshman finished the year with a .970 fielding percentage committing just three errors in 99 chances with three outfield assists ... hit .281, fifth highest on the team, with 48 hits including seven doubles, five triples and one home run ... led the team in triples and stolen bases (16) ... finished the year ranked tied for second in the ACC in triples and tied for eighth in stolen bases ... hit .303 (23-for-76) in 23 ACC games – third best on the team...first collegiate hit came on opening day against Niagara

DELUZIO'S CAREER HIGHS

At Bats:	7 (at Miami, 4/24/15)
Runs Scored:	2 (14x- last vs. Mercer, 5/29/15)
Hits:	3 (6x-last: vs. Louisville, 5/23/15)
RBI:	3 (5x-last: vs. North Carolina, 5/21/15)
Walks:	3 (vs Alabama, 5/31/14)
Stolen Bases:	2 (3x-last: vs. North Carolina, 5/21/15)
Hit Streak:	7 (5/4-5/16/14)

(Feb. 14) in just his second career at-bat beating out an infield single to short ... went 2-for-5 with two RBI and a run scored as he registered a double and a triple in a win at Jacksonville (Feb. 18) ... posted a season-high three hits on three occasions – in game two of a doubleheader against NC State (March 15), game two of a doubleheader against Notre Dame (April 6) and at home vs Virginia (April 27) ... drove in a season-high three runs in the series finale against Maryland (March 7)...finished the year with nine multi-RBI games ... belted first career home run – a solo shot – in the first game of a doubleheader against NC State (March 15) ... finished with two multi-stolen base games swiping two against Notre Dame (April 6) and two more against Minnesota (May 4) ... drew a season-high three walks in the NCAA Tallahassee Regional game against Alabama (May 31) ... put together a season-best seven-game hitting streak and went a stretch of reaching base in 10 straight games ... played in the Cape Cod League over the summer with the Hyannis Harbor Hawks.

HIGH SCHOOL: Played both high school baseball and football at The First Academy in Orlando ... hit .448 as a senior with 20 RBI and 32 runs scored and was named the East Most Valuable Player of the Florida Athletic Coaches Association All-Star Game ... named to 2013 Rawlings/Perfect Game Preseason Florida Region first team ... achieved high honor roll accolades during his high school career.

PERSONAL: Son of Sheri and Don DeLuzio ... older sister Alexa played basketball at Florida State where she was a four-year letterwinner (2009-13) ... has two other siblings Brynna and Joe ... majoring in exercise science ... born on August 9, 1994.

DELUZIO'S CAREER STATS

OVERALL SEASON STATS

Year	Avg	GP-GS	AB	R	H	2B	3B	HR	RBI	SLG%	SF-SH	SB-SBA
2014	.281	51-50	171	35	48	7	5	1	27	.398	4-5	16-18
2015	.241	60-55	170	26	41	7	0	2	24	.318	2-2	14-17
TOTAL	.261	111-105	341	61	89	14	5	3	51	.358	6-7	30-35

ACC REGULAR SEASON STATS

Year	Avg	GP-GS	AB	R	H	2B	3B	HR	RBI	SLG%	SF-SH	SB-SBA
2014	.303	23-22	76	19	23	2	1	1	11	.395	2-3	7-7
2015	.169	26-22	65	6	11	2	0	1	7	.246	0-1	4-6
TOTAL	.261	49-44	141	25	34	4	1	2	18	.323	2-4	11-13

ACC TOURNAMENT STATS

Year	Avg	GP-GS	AB	R	H	2B	3B	HR	RBI	SLG%	SF-SH	SB-SBA
2014	.111	3-3	10	2	1	0	0	0	0	.100	0-0	0-0
2015	.533	4-4	15	4	8	1	0	1	5	.800	0-0	3-3
TOTAL	.360	7-7	25	6	9	1	0	1	5	.480	0-0	3-3

NCAA TOURNAMENT STATS

Year	Avg	GP-GS	AB	R	H	2B	3B	HR	RBI	SLG%	SF-SH	SB-SBA
2014	.000	2-2	4	1	0	0	0	0	0	.000	0-0	0-0
2015	.294	5-5	17	3	5	1	0	0	0	.353	0-0	1-1
TOTAL	.238	7-7	21	4	5	1	0	0	0	.286	0-0	1-1



24 • MATT HENDERSON

INF • S/R • JR • 5-9 • 165 • CHICO, CA • SANTA BARBARA CC



SOPHOMORE (2015-Santa Barbara City College): Finished off his sophomore season with a .329 batting average, .452 on-base percentage, 35 runs, 24 walks and 19 stolen bases ... proved to be efficient with his glove with a .966 fielding percentage, committing only eight errors ... recipient of the Santa Barbara Community College Athlete of the Year award as a sophomore ... was a Western State Conference Gold Glove Award winner ... named First Team All- Western State Conference and All-SoCal ... led SBCC to the SoCal Sectionals in each of the two years he played ... was named MVP of the Santa Barbara Foresters (California Collegiate League) with a .338 batting average, .481 on-base percentage and 16 stolen bases.


FRESHMAN (2014-Santa Barbara City College): Hit .286 with 24 hits, 19 runs, 13 RBI and a pair of doubles in his first season at Santa Barbara Community College ... he drew 11 walks and finished with five steals ... finished with 65 assists in the field, committing only nine errors.

HIGH SCHOOL: Graduated from Pleasant Valley High School in Chico, Calif.

PERSONAL: Son of Genia and Pat Henderson ... has one sibling, Cole ... majoring in sociology and interdisciplinary social science ... born on August 11, 1995.

HENDERSON'S CAREER HIGHS

At Bats:	6 (vs. Reedley College, 4/3/15)
Runs Scored:	3 (3x-last: vs. Hancock, 4/23/15)
Hits:	4 (vs. Los Angeles Harbor, 2/7/14)
RBI:	4 (vs. West Los Angeles, 2/19/14)
Walks:	2 (10x-last: vs. Orange Coast, 5/16/15)
Stolen Bases:	3 (vs. Moorpark, 3/19/15)
Hit Streak:	9 (1/31-2/20/14)



HENDERSON'S CAREER STATS

OVERALL SEASON STATS

Year	Avg	GP	AB	R	H	2B	3B	HR	RBI	SLG%	SF-SH	SB-SBA
2014	.286	27	84	19	24	2	0	0	13	.310	0-1	5-6
2015	.329	43	152	35	50	3	0	0	20	.346	4-1	19-25
TOTAL	.313	70	236	54	74	5	0	0	33	.335	4-2	24-31



29 • QUINCY NIEPORTE

INF • R/R • JR • 6-1 • 230 • ATLANTA, GA • TALLAHASSEE CC



CAREER ACCOLADES

- * All-ACC Third Team 1B (2015)
- * Tallahassee Regional All-Tournament Team (2015)
- * Tallahassee Regional Most Outstanding Player (2015)

SOPHOMORE (2015): Made an immediate impact in his first season at Florida State ... finished the year hitting .297 (62-for-209) while providing protection in the line-up for All-American DJ Stewart ... appeared in 61 games with 54 starts...ranked second on the team in batting average, RBI (48) and hit-by-pitches (13), tied for fourth in doubles (10) and fifth in home runs (7) en route to earning All-ACC third team honors at first base ... ranked fourth in the ACC and 99th nationally as the toughest to strikeout averaging just one strikeout for every 11 at-bats ... led all Seminoles with a .333 (33-for-101) batting average in ACC play ... struck out just seven times in 30 league games ... had a career day against UCF (March 11) reaching base in all five plate appearances going 4-for-4 with two home runs, two singles and a walk ... drove in seven runs in his first two at-bats after seeing just two pitches - connected on a three-run home run in the second inning, followed by a grand slam in the third

... became the first Seminole to record seven RBI in a game since Buster Posey had seven against Miami (April 28, 2007) ... led the Seminoles to a victory over their intra-state rival Florida (April 14) in Tallahassee connecting on a walk-off, solo home run in the bottom of the 12th to give FSU a 4-3 win...finished the year with 18 multi-hit games - second most on the team...went 2-for-4 with two doubles and an RBI against NC State (5/24) in leading the Noles to their sixth ACC Championship in school history...named Most Outstanding Player of the Tallahassee Regional after connecting on two big home runs and finishing with a team-best five RBI...hit a solo shot in the bottom of the eighth against College of Charleston (5/30) to break a 2-2 tie in the winner's bracket game of the regionals...followed with a three-run shot against the Cougars (6/1) in the regional final ... finished the NCAA Tournament hitting .333 (7-for-21) with a double, two home runs, seven RBI and two runs scored ... closed out the season registering two hits each in four of his last six games.

FRESHMAN (2013-Tallahassee Community College): Hit .374 with 61 RBI and six home runs for the Eagles ... named Panhandle All-Conference and Sec-

NIEPORTE'S CAREER HIGHS

At Bats:	6 (vs. Florida, 4/14/15)
Runs Scored:	3 (3x-last: vs. Virginia Tech, 3/28/15)
Hits:	4 (vs. UCF, 3/11/15)
RBI:	7 (vs. UCF, 3/11/15)
Walks:	2 (at Miami, 4/24/15)
Stolen Bases:	1 (at Miami, 4/25/15)
Hit Streak:	7 (4/14-4/25/15)

ond Team All-State as a freshman.

HIGH SCHOOL: Graduated from St. Pius X Catholic High School in Atlanta, Ga. ... helped lead St. Pius to the 2010 regional championship ... named a Perfect Game Underclass All-American honorable mention honoree ... Perfect Game Home Run Derby Champion ... preseason All-American before senior season ... named Southeast All-Region, St. Pius MVP while winning the school offensive award for the third consecutive season.

PERSONAL: Son of Brian Bollaci and Penne Nieporte ... has a brother, Brody, and sister, Mimi ... athletic family includes mom who played four years of tennis at Florida State, grandfather Tom who was on the PGA Tour, and uncle Jay, drafted by the San Diego Padres in 1985 ... majoring in sport management ... born July 29, 1994.

NIEPORTE'S CAREER STATS

OVERALL SEASON STATS

Year	Avg	GP-GS	AB	R	H	2B	3B	HR	RBI	SLG%	SF-SH	SB-SBA
2015	.297	61-54	209	37	62	10	0	7	48	.445	4-2	1-2
TOTAL	.297	61-54	209	37	62	10	0	7	48	.445	4-2	1-2

ACC REGULAR SEASON STATS

Year	Avg	GP-GS	AB	R	H	2B	3B	HR	RBI	SLG%	SF-SH	SB-SBA
2015	.327	30-27	101	17	33	6	0	2	22	.446	0-0	1-2
TOTAL	.327	30-27	101	17	33	6	0	2	22	.446	0-0	1-2

ACC TOURNAMENT STATS

Year	Avg	GP-GS	AB	R	H	2B	3B	HR	RBI	SLG%	SF-SH	SB-SBA
2015	.200	4-4	15	2	3	2	0	0	2	.333	0-0	0-0
TOTAL	.200	4-4	15	2	3	2	0	0	2	.333	0-0	0-0

NCAA TOURNAMENT STATS

Year	Avg	GP-GS	AB	R	H	2B	3B	HR	RBI	SLG%	SF-SH	SB-SBA
2015	.333	5-5	21	2	7	1	0	2	7	.667	0-0	0-0
TOTAL	.333	5-5	21	2	7	1	0	2	7	.667	0-0	0-0



15 • HANK TRULUCK

INF • R/R • JR • 6-0 • 190 • OCALA, FL • FOREST HS



CAREER ACCOLADES

- * FSU Dean's List (Fall 2014, Spring 2015)
- * ACC Academic Honor Roll (2014-15)

SOPHOMORE (2015): Appeared in 42 games for the Seminoles during his sophomore season making 17 starts ... made at least one start at every outfield position including 10 in centerfield ...also made starts at third (three) and as the designated hitter (two) ... first career start in the field came at third base on the road at Georgia (Feb. 21) ... started all three games in the outfield – first of his career - at Virginia (March 20-22) including starts in centerfield in the first two games of the series ... finished the year hitting .288 (21-for-73) with four doubles, 14 runs scored and 15 RBI ... drew 17 walks and was hit twice while going 3-for-4 in stolen bases ... registered a career-high four RBI against South Florida (March 3) with two doubles and a run scored ... drew a career-best four walks at Virginia (March 22) ... tallied a career-high two hits four times including a 2-for-2 performance against Florida

(June 5) in the NCAA Super Regional in Gainesville ... recorded two pinch hits on the year – vs. UCF (March 11) and at Miami (April 26)... played summer ball with the Battle Creek Bombers of the Northwoods League.

FRESHMAN (2014): Made 23 appearances including three starts in his first season at Florida State... all three starts came as the Seminole designated hitter with his first career coming at Clemson in game one of a doubleheader...hit .286 (6-for-21) with a double, three RBI and three runs scored, drew seven walks and was a perfect 2-for-2 in stolen bases...made his first career appearance in a win against Niagara (2/14) on opening day as he registered his first career hit and scored a run in a 13-2 victory...drove in his first career run on an RBI groundout to third in the top of the ninth in game one of a doubleheader against Boston College in Rhode Island...went a perfect 1-for-1 with his first career stolen base as a starter against Stetson (4/23)...collected a hit and drove in a run in the bot-

TRULUCK'S CAREER HIGHS

At Bats:	4 (4x-last: vs. FGCU, 4/8/15)
Runs Scored:	2 (3x-last: vs. Virginia Tech, 3/28/15)
Hits:	2 (4x-last: at Florida, 6/5/15)
RBI:	4 (vs. USEF, 3/3/15)
Walks:	4 (at Virginia, 3/22/15)
Stolen Bases:	1 (5x-last: vs. Coastal Carolina, 5/21/15)
Hit Streak:	2 (2x-last: 3/21-3/22/15)

tom of the ninth of the series finale against Duke...hit .500 (4-for-8) with runners in scoring positions.

HIGH SCHOOL: A two-sport athlete at Forest High School in Ocala, where he was a three-year letterwinner in baseball and a two-year letterwinner in football ... earned First Team All-Conference accolades as a junior and senior ...hit over .300 and posted a fielding percentage over .900 in each of his three years on the varsity team at Forest HS ... garnered Florida Region Honorable Mention accolades from Rawlings/Perfect Game in 2013 ... member of the Honor Society and graduated with high honors ... was named an Academic All-Conference honoree during his sophomore, junior and senior seasons.

PERSONAL: Son of Dan and Laurie Ann Truluck ... has two sisters, Claire and Emma ... mother and uncle attended FSU ... father played baseball at the College of Central Florida where he helped win a JUCO state title in 1980 ... majoring in interdisciplinary social science ... born on October 17, 1994.

TRULUCK'S CAREER STATS

OVERALL SEASON STATS

Year	Avg	GP-GS	AB	R	H	2B	3B	HR	RBI	SLG%	SF-SH	SB-SBA
2014	.286	23-3	21	3	6	1	0	0	3	.333	0-0	2-2
2015	.288	42-17	73	14	21	4	0	0	15	.342	0-2	3-4
TOTAL	.287	65-20	94	17	27	5	0	0	18	.34	0-2	5-6

ACC REGULAR SEASON STATS

Year	Avg	GP-GS	AB	R	H	2B	3B	HR	RBI	SLG%	SF-SH	SB-SBA
2014	.286	23-3	10	2	2	1	0	0	3	.250	0-0	2-2
2015	.233	25-11	43	7	10	1	0	0	5	.300	0-1	1-1
TOTAL	.287	65-20	53	17	27	5	0	0	18	.264	0-2	5-6

ACC TOURNAMENT STATS

Year	Avg	GP-GS	AB	R	H	2B	3B	HR	RBI	SLG%	SF-SH	SB-SBA
2014	.000	0-0	0	0	0	0	0	0	0	.000	0-0	0-0
2015	.000	0-0	0	0	0	0	0	0	0	.000	0-0	0-0
TOTAL	.000	0-0	0	0	0	0	0	0	0	.000	0-0	0-0


NCAA TOURNAMENT STATS

Year	Avg	GP-GS	AB	R	H	2B	3B	HR	RBI	SLG%	SF-SH	SB-SBA
2014	.000	2-0	2	0	0	0	0	0	0	.000	0-0	0-0
2015	.667	3-0	3	1	2	0	0	0	1	.667	0-0	0-0
TOTAL	.400	5-0	5	1	2	0	0	0	1	.400	0-0	0-0



42 • JIM VOYLES

RHP • R/R • JR • 6-7 • 205 • ATLANTA, GA • HOLY INNOCENTS EPISCOPAL HS



SOPHOMORE (2015): Appeared in 21 games making two starts for the Seminoles during his sophomore campaign ... went 0-1 with a 2.63 ERA ... worked 27.1 innings posting 27 strikeouts while issuing 10 walks ... held opponents to a .259 batting average on the year ... retired the side in order in the eighth inning finishing with a strikeout against Oakland (Feb. 14) in his season debut ... first career start came against South Florida (March 4) – allowed two earned runs on two hits in 1.1 innings of work as he walked three and struck out two ... threw a career-high 3.0 innings in relief against Wake Forest (March 13) ... recorded a career-high three strikeouts three times – vs. Wake Forest (March 13), Pitt (April 17) and Coastal Carolina (May 2) ... allowed just three earned run over his last 11 appearances – spanning 15.1 innings ... went a stretch of nine consecutive outings without allowing an earned run – 10.1 innings ... saw action against North Carolina (May 21) in the ACC Tournament allowing two runs on three hits in 2.0 innings ... tied

a career-high working 3.0 innings at Florida (6/5) in game one of the NCAA Super Regional ... played summer ball with Anchorage Bucs in the Alaska Baseball League ... selected to play in the 2015 Alaska Baseball League All-Star Game.

FRESHMAN (2014): Made five appearances, all in relief, finishing the year with a 1-0 record and 4.05 ERA ... first career appearance came against Maryland (March 8) as he worked 1.2 hitless innings of relief with one strikeout ... allowed two hits in an inning in relief at UCF (March 12) ... pitched a scoreless eighth inning in game two of a doubleheader against Boston College (March 28) in Rhode Island allowing a hit and walk while strikeout one ... threw a season-high 2.0 innings in relief against Duke (May 17) in the regular season finale – allowed three runs on three hits.

HIGH SCHOOL: A two-sport athlete from Holy Innocents' Episcopal School in Atlanta, Ga. ... four-

JIM VOYLES' CAREER HIGHS

Inn. Pitched (Starter):	2.1 (vs. FGCU, 4/8/15)
Inn. Pitched (Reliever):	3 (vs. Florida, 6/5/15)
Hits:	6 (vs. FGCU, 4/8/15)
Runs:	3 (4x-last: at Florida, 6/5/15)
Earned Runs:	3 (vs. Duke, 5/17/14)
Walks:	3 (vs. USF, 3/4/15)
Strikeouts:	3 (3x-last time: Coastal Carolina, 5/2/15)

year letter winner in both baseball and basketball ... garnered 2013 Rawlings All-Southeast first team accolades as a senior ... named to Perfect Game's Underclassman All-American team and All-Region Honorable Mention list in 2011 and 2012.

PERSONAL: Son of Ben and Krist Voyles ... twin brother Ed is a pitcher on the Seminole baseball team ... has three other siblings, brother Terry and sisters, Kelly and Brennan ... father and uncle (Bill Voyles) played golf at FSU ... majoring in economics ... born on March 20, 1995.

JIM VOYLES' CAREER STATS

OVERALL SEASON STATS

Year	ERA	W-L	App	GS	CG	SHO	SV	IP	H	R	ER	BB	SO
2014	4.05	1-0	5	0	0	0	0	6.2	7	3	3	2	3
2015	2.63	0-1	21	2	0	0	0	27.1	28	15	8	10	27
TOTAL	2.91	1-1	26	2	0	0	0	34	35	18	11	12	30

ACC REGULAR SEASON STATS

Year	ERA	W-L	App	GS	CG	SHO	SV	IP	H	R	ER	BB	SO
2014	4.76	1-0	4	0	0	0	0	5.2	5	3	3	2	3
2015	0.69	0-0	10	0	0	0	0	13	10	1	1	1	16
TOTAL	1.98	1-0	14	0	0	0	0	18.2	15	4	4	3	19

ACC TOURNAMENT STATS

Year	ERA	W-L	App	GS	CG	SHO	SV	IP	H	R	ER	BB	SO
2014	0.00	0-0	0	0	0	0/0	0	0	0	0	0	0	0
2015	9.00	0-0	1	0	0	0/0	0	2	3	2	2	0	0
TOTAL	9.00	0-0	1	0	0	0	0	2	3	2	2	0	0

NCAA TOURNAMENT STATS

Year	ERA	W-L	App	GS	CG	SHO	SV	IP	H	R	ER	BB	SO
2014	0.00	0-0	0	0	0	0/0	0	0	0	0	0	0	0
2015	0.00	0-0	1	0	0	0/0	0	3	3	3	1	1	2
TOTAL	0.00	0-0	1	0	0	0/0	0	3	3	3	1	1	2



20 • GAGE WEST

C • L/R • JR • 6-1 • 205 • TALLAHASSEE, FL • LINCOLN HS



SOPHOMORE (2015): Appeared in 40 games in his second season at Florida State making 12 starts – eight as the Seminole designated hitter and four at catcher ... finished the year hitting .231 with 15 hits including six doubles and one triple ... tallied nine RBI and 12 runs scored, while recording five walks and seven hit-by-pitches ... led the team with five pinch hits on the year posting a .294 average as a pinch hitter ... recorded three hits – all doubles – in FSU’s opening weekend sweep of Oakland (Feb. 13-15) ... posted a career-high three hits in three at-bats as the starting DH against UNC Wilmington (March 1) ... drove in a career-high three runs twice on the year – vs. USF (March 3) and vs. Boston College (March 8) ... hit .320 (8-for-25) when making the start at DH ... played summer ball with the Amsterdam Mohawks of the Perfect Game Collegiate Baseball League.

FRESHMAN (2014): Played in 26 games making four starts – three as the Seminole designated hitter and one at catcher ... finished the year with a 1.000 fielding percentage converting on all 28 fielding chances ... posted a .161 batting average in his first season with five hits in 31 at-bats ... registered two home runs, a double, one triple, drove in eight runs and scored

six ... recorded an RBI in his first career plate appearance with a groundout to short in the bottom of the eighth on opening day against Niagara (Feb. 14) ... first career hit was a home run in the series finale against Niagara (Feb. 16) – connected on a solo home run to right to open the bottom of the eighth...drove in a season-high two runs with a pinch-hit single in the bottom of the eighth against Maryland (March 7) ... made his first career start behind the plate at UCF (March 11) and drove in a run on a sac-fly in four plate appearances ... finished with a season-high 11 putouts and recorded an assist against the Knights ... scored a season-high three runs in game one of a doubleheader at Clemson (March 22) – finished the game with a double and two walks ... recorded an RBI in four straight appearances against Maryland (March 7), UCF (March 11-12) and NC State (March 15) ... tripled and scored a run against Notre Dame (April 4) ... started at DH on the road against Clemson and Boston College (March 28) and at home against Florida Gulf Coast (April 1) ... closed out the year with two pinch hits, while posting a .400 average against left handed pitchers ... played with the Anchorage Bucs of the Alaska Baseball League over the summer.

WEST'S CAREER HIGHS

At Bats:	5 (vs. USF, 3/3/15)
Runs Scored:	3 (at Clemson, 3/22/15)
Hits:	3 (vs. UNC Wilmington, 3/1/15)
RBI:	3 (2x-last: vs. Boston College, 3/8/15)
Walks:	2 (2x-last: vs. UNC Wilmington, 3/1/15)
Stolen Bases:	None
Hit Streak:	3 (2x-last: 2/28-3/3/15)

HIGH SCHOOL: Played at Lincoln High School in Tallahassee, where he was a four-year letterwinner ... was a starter on the varsity for three years where he posted a career batting average of .417 ... named to the 7A Florida All-State team as a senior ... selected as Florida Athletic Coaches Association Region I Player of the Year ... named to the All-Big Bend team following his junior and senior seasons ... garnered 2013 Rawlings/Perfect Game Preseason Florida Region Second Team accolades ... named a second team Pre-season High School Underclassman All-American by Perfect Game in 2012.

PERSONAL: Son of Kip West and Joni Wussler ... has two siblings, Jaxson and Cadence ... mother, grandmother, stepfather and aunt are all alumnus of Florida State ... father played and coached at Tallahassee Community College ... majoring in sport management ... born on May 17, 1995.

WEST'S CAREER STATS

OVERALL SEASON STATS

Year	Avg	GP-GS	AB	R	H	2B	3B	HR	RBI	SLG%	SF-SH	SB-SBA
2014	.161	26-4	31	6	5	1	1	2	8	.452	3-0	0-0
2015	.231	40-12	65	12	15	6	1	0	9	.354	0-0	0-0
TOTAL	.208	66-16	96	18	20	7	2	2	17	.385	3-0	0-0

ACC REGULAR SEASON STATS

Year	Avg	GP-GS	AB	R	H	2B	3B	HR	RBI	SLG%	SF-SH	SB-SBA
2014	.200	13-2	15	4	3	1	1	0	4	.250	2-0	0-0
2015	.200	20-4	25	4	5	1	0	0	5	.240	0-0	0-0
TOTAL	.208	33-6	40	8	8	2	1	0	9	.300	2-0	0-0

ACC TOURNAMENT STATS

Year	Avg	GP-GS	AB	R	H	2B	3B	HR	RBI	SLG%	SF-SH	SB-SBA
2014	.000	1-0	1	0	0	0	0	0	0	.000	0-0	0-0
2015	.000	0-0	0	0	0	0	0	0	0	.000	0-0	0-0
TOTAL	.000	0-0	1	0	0	0	0	0	0	.000	0-0	0-0

NCAA TOURNAMENT STATS

Year	Avg	GP-GS	AB	R	H	2B	3B	HR	RBI	SLG%	SF-SH	SB-SBA
2014	.000	1-0	1	0	0	0	0	0	0	.000	0-0	0-0
2015	.000	3-0	3	0	0	0	0	0	0	.000	0-0	0-0
TOTAL	.000	4-0	4	0	0	0	0	0	0	.000	0-0	0-0



16 • TAYLOR BLATCH

RHP • R/R • R-SO • 5-11 • 160 • STUART, FL • JENSEN BEACH HS



CAREER ACCOLADES

* Selected in the 2013 MLB Draft by the Minnesota Twins (27th round, No. 800).

SOPHOMORE (2015): Received a redshirt in 2015.

FRESHMAN (2014): Appeared in 14 games for the Noles, including two starts on the mound during his first season ... finished with a 1-0 record and 6.23 ERA over 17.1 innings pitched ... threw a career-high 2.2 innings out of the bullpen against Miami (Feb. 28), in just his second appearance at Florida State, surrendering only a walk while striking out two ... put together scoreless appearances against UCF twice (March 12 / May 13), Notre Dame (April 4), Florida (April 8) and Wake Forest (April 20) ... picked up his only win of the season against the Fighting Irish, striking out a batter in an inning pitched as the Noles rallied for an 8-7, walk-off win in extra innings...allowed opponents to hit just .210 off him, good for third best on the team... made his Seminole debut against Niagara (2/15) in the season-opening series ... recorded multiple strikeouts in three appearances including a season-high two strikeouts three times – against Miami (2/28), at UCF (3/12) and against Florida (4/8).

HIGH SCHOOL: A four year varsity player at Jensen Beach High School ... garnered Florida All-Region first team accolades in 2013 ... also named a third team Rawlings All-American in 2013 ... earned All-Area honors (2012 & 2013) ... named a Perfect Game All-American ... honored on the All-Region Underclass third team in 2012 ... posted a 7-0 record with a 0.77 ERA and 68 strikeouts following his junior year ... was a three year honor roll student at Jensen Beach.

PERSONAL: Son of Xavier and Sharon Blatch ... has one sister, Lauryn ... comes from an athletic family as his uncles - Walter Campbell played basketball at LSU and Curtis Blatch played football at Iowa ... exploratory major ... born on June 6, 1995.

BLATCH'S CAREER HIGHS

Inn. Pitched (Starter):	2.1 vs Stetson, 4/23/14
Inn. Pitched (Reliever):	2.2 vs Miami, 2/28/14
Hits:	4 vs Minnesota, 4/4/14
Runs:	3 at Clemson, 3/21/14
Earned Runs:	3 at Clemson, 3/21/14
Walks:	3 (2x - last: vs Duke, 5/17/14)
Strikeouts:	2 (3x - last: vs Florida, 4/8/14)

BLATCH'S CAREER STATS

OVERALL SEASON STATS

Year	ERA	W-L	App	GS	CG	SHO	SV	IP	H	R	ER	BB	SO
2014	6.23	1-0	14	2	0	0	0	17.1	13	12	12	19	11
TOTAL	6.23	1-0	14	2	0	0	0	17.1	13	12	12	19	11

ACC REGULAR SEASON STATS

Year	ERA	W-L	App	GS	CG	SHO	SV	IP	H	R	ER	BB	SO
2014	10.80	1-0	7	2	0	0	0	6.2	6	8	8	8	3
TOTAL	10.80	1-0	7	2	0	0	0	6.2	6	8	8	8	3

ACC TOURNAMENT STATS

Year	ERA	W-L	App	GS	CG	SHO	SV	IP	H	R	ER	BB	SO
2014	0.00	0-0	0	0	0	0/0	0	0	0	0	0	0	0
TOTAL	0.00	0-0	0	0	0	0/0	0	0	0	0	0	0	0

NCAA TOURNAMENT STATS

Year	ERA	W-L	App	GS	CG	SHO	SV	IP	H	R	ER	BB	SO
2014	0.00	0-0	0	0	0	0/0	0	0	0	0	0	0	0
TOTAL	0.00	0-0	0	0	0	0/0	0	0	0	0	0	0	0



18 • ED VOYLES

RHP • R/R • R-SO • 6-7 • 205 • ATLANTA, GA • HOLY INNOCENTS EPISCOPAL HS



REDSHIRT FRESHMAN (2015): Appeared in six games for the Seminoles making one start ... posted a 0-1 record with a 1.42 ERA as a redshirt freshman ... allowed just one earned run in 6.1 innings of work... recorded five strikeouts and did not issue a walk ... made his first collegiate appearance at Georgia (Feb. 21) in the second game of the doubleheader – struck out a batter in 0.2 innings ... only start of the season came against Wake Forest in the opening game of the series ... allowed an unearned run on three hits as he struck out two in a career-high 1.2 innings of work in suffering the loss ... faced the minimum in an inning of relief against Florida Gulf Coast (April 8) ... allowed two hits in a scoreless inning of work against Florida (June 5) in the NCAA Super Regional ... played summer ball with Anchorage Bucs in the Alaska Baseball League ... selected to play in the 2015 Alaska Baseball League All-Star Game.

FRESHMAN (2014): Received a redshirt in 2014.

HIGH SCHOOL: A two-sport athlete from Holy Innocents' Episcopal School in Atlanta, Ga. ... four-year letter winner in both baseball and basketball ...

garnered 2013 Rawlings All-Southeast first team accolades as a senior ... named to Perfect Game's third team All-American team in 2012.

PERSONAL: Son of Ben and Krist Voyles ... twin brother Jim is a pitcher on the Seminole baseball team ... has three other siblings, brother Terry and sisters, Kelly and Brennan ... father and uncle (Bill Voyles) played golf at FSU ... majoring in economics ... born on March 20, 1995.

ED VOYLES' CAREER HIGHS

Inn. Pitched (Starter):	1.2 (vs. Wake Forest, 3/13/15)
Inn. Pitched (Reliever):	1 (4x-last: at Florida, 6/5/15)
Hits:	3 (vs. Wake Forest, 3/13/15)
Runs:	1 (2x-last: at Louisville, 5/9/15)
Earned Runs:	1 (at Louisville, 5/9/15)
Walks:	None
Strikeouts:	2 (vs. Wake Forest, 3/13/15)

ED VOYLE'S CAREER STATS

OVERALL SEASON STATS

Year	ERA	W-L	App	GS	CG	SHO	SV	IP	H	R	ER	BB	SO
2015	1.42	0-1	6	1	0	0	0	6.1	7	2	1	0	5
TOTAL	1.42	0-1	6	1	0	0	0	6.1	7	2	1	0	5

ACC REGULAR SEASON STATS

Year	ERA	W-L	App	GS	CG	SHO	SV	IP	H	R	ER	BB	SO
2015	3.38	0-1	2	1	0	0	0	2.2	4	2	1	0	3
TOTAL	3.38	0-1	2	1	0	0	0	2.2	4	2	1	0	3

ACC TOURNAMENT STATS

Year	ERA	W-L	App	GS	CG	SHO	SV	IP	H	R	ER	BB	SO
2015	0.00	0-0	0	0	0	0/0	0	0	0	0	0	0	0
TOTAL	0.00	0-0	0	0	0	0/0	0	0	0	0	0	0	0

NCAA TOURNAMENT STATS

Year	ERA	W-L	App	GS	CG	SHO	SV	IP	H	R	ER	BB	SO
2015	0.00	0-0	1	0	0	0/0	0	1	2	0	0	0	0
TOTAL	0.00	0-0	1	0	0	0/0	0	1	2	0	0	0	0



9 • ANDY WARD

RHP • R/R • R-SO • 6-3 • 185 • SARASOTA, FL • SARASOTA HS



CAREER ACCOLADES

* ACC Academic Honor Roll (2014-15)

REDSHIRT FRESHMAN (2015): Made two appearances working 1.1 innings on the year ... made his collegiate debut against South Florida (March 3) allowing a run on two hits ... finished with two strikeouts against the Bulls ... worked 0.1 innings against Virginia Tech (March 27) ... played summer ball with the Sanford River Rats of the Florida Collegiate League.

FRESHMAN (2014): Received a redshirt in 2014.

HIGH SCHOOL: Graduated from Oviedo High School in Oviedo, where he was a four-year member of the varsity baseball team ... garnered 2013 Rawlings/Perfect Game Preseason Florida Region second team accolades ... earned Perfect Game first team Preseason High School Underclassman All-America honors in 2012 ... was named the 2012 Perfect Game National East Most Valuable Pitcher ... 2011 WWBA 16U Most Valuable Pitcher ... missed his senior year due to elbow surgery.

PERSONAL: Son of Lee and Jill Ward ... has two siblings, Justin and Jen ... majoring in economics ... born on January 18, 1995.

WARD'S CAREER HIGHS

Inn. Pitched (Starter):	None
Inn. Pitched (Reliever):	1 (vs. USE, 3/3/15)
Hits:	2 (vs. USE, 3/3/15)
Runs:	1 (2x-last: vs. Virginia Tech, 3/27/15)
Earned Runs:	1 (2x-last: vs. Virginia Tech, 3/27/15)
Walks:	2 (vs. Virginia Tech, 3/27/15)
Strikeouts:	2 (vs. USE, 3/3/15)



WARD'S CAREER STATS

OVERALL SEASON STATS

Year	ERA	W-L	App	GS	CG	SHO	SV	IP	H	R	ER	BB	SO
2015	13.50	0-0	2	0	0	0	0	1.1	3	2	2	2	2
TOTAL	13.50	0-0	2	0	0	0	0	1.1	3	2	2	2	2

ACC REGULAR SEASON STATS

Year	ERA	W-L	App	GS	CG	SHO	SV	IP	H	R	ER	BB	SO
2015	27.00	0-0	1	0	0	0	0	0.1	1	1	1	2	0
TOTAL	27.00	0-0	1	0	0	0	0	0.1	1	1	1	2	0

ACC TOURNAMENT STATS

Year	ERA	W-L	App	GS	CG	SHO	SV	IP	H	R	ER	BB	SO
2015	0.00	0-0	0	0	0	0/0	0	1	2	0	0	0	0
TOTAL	0.00	0-0	0	0	0	0/0	0	1	2	0	0	0	0

NCAA TOURNAMENT STATS

Year	ERA	W-L	App	GS	CG	SHO	SV	IP	H	R	ER	BB	SO
2015	0.00	0-0	0	0	0	0/0	0	1	2	0	0	0	0
TOTAL	0.00	0-0	0	0	0	0/0	0	1	2	0	0	0	0



30 • WILL ZIRZOW

RHP • R/R • R-SO • 6-1 • 205 • LAKELAND, FL • GEORGE JENKINS HS



CAREER ACCOLADES

* ACC Academic Honor Roll (2013-14)

REDSHIRT FRESHMAN (2015): Appeared in 12 games – all in relief – for the Seminoles during his redshirt freshman campaign ... posted a 1-0 record with a 4.00 ERA ... registered 18.0 innings on the hill while recording 15 strikeouts ... held opponents to a .235 average on the year allowing just three extra base hits ... made his collegiate debut against South Florida (March 3) and allowed just one hit while striking out one in a scoreless inning in relief...opened the season not allowing a run in his first four relief appearances – a span covering 6.2 innings...worked a season-high 3.2 innings in FSU’s 8-7 marathon 17-inning victory at Miami ... picked up his first career win against the Hurricanes after limiting Miami to just two hits and no runs in the 15th, 16th and 17th innings ... tied a season-high with four strikeouts twice – first over 3.1 innings against Wake Forest (March 13) and then in 2.0 scoreless innings against Clemson (5/15) ... worked more than 1.0 inning in relief five times ... played summer ball with the Elmira Pioneers of the Perfect Game Collegiate Baseball League.

FRESHMAN (2014): Received a redshirt in 2014.

HIGH SCHOOL: A two-sport athlete that lettered on the varsity squad all four years in both baseball and football at the Bolles High School in Jacksonville ... helped the team to two state championship appearances in baseball and one in football ... garnered Preseason All-Florida team accolades and Preseason All-State team accolades (2012) ... earned Under Armour Preseason All-America honors ... recipient of the Babe Ruth Academic Award.

PERSONAL: Son of Bill and Ivonne Zirzow ... has one sister, Caylin ... majoring in biological science ... born November 30, 1994.

ZIRZOW'S CAREER HIGHS

Inn. Pitched (Starter):	None
Inn. Pitched (Reliever):	3.2 (at Miami, 4/24/15)
Hits:	3 (vs. Virginia Tech, 3/28/15)
Runs:	4 (at NC State, 4/4/15)
Earned Runs:	4 (at NC State, 4/4/15)
Walks:	2 (at Florida, 6/5/15)
Strikeouts:	4 (2x-last: vs. Clemson, 4/15/15)

ZIRZOW'S CAREER STATS

OVERALL SEASON STATS

Year	ERA	W-L	App	GS	CG	SHO	SV	IP	H	R	ER	BB	SO
2015	4.00	1-0	12	0	0	0	0	18	16	9	8	5	15
TOTAL	4.00	1-0	12	0	0	0	0	18	16	9	8	5	15

ACC REGULAR SEASON STATS

Year	ERA	W-L	App	GS	CG	SHO	SV	IP	H	R	ER	BB	SO
2015	4.61	1-0	7	0	0	0	0	13.2	13	7	7	2	12
TOTAL	4.61	1-0	7	0	0	0	0	13.2	13	7	7	2	12

ACC TOURNAMENT STATS

Year	ERA	W-L	App	GS	CG	SHO	SV	IP	H	R	ER	BB	SO
2015	0.00	0-0	0	0	0	0/0	0	0	0	0	0	0	0
TOTAL	0.00	0-0	0	0	0	0/0	0	0	0	0	0	0	0


NCAA TOURNAMENT STATS

Year	ERA	W-L	App	GS	CG	SHO	SV	IP	H	R	ER	BB	SO
2015	99.00	0-0	1	0	0	0/0	0	0	0	2	1	2	0
TOTAL	99.00	0-0	1	0	0	0/0	0	0	0	2	1	2	0



28 • DYLAN BUSBY

INF • R/R • SO • 6-3 • 185 • SARASOTA, FL • SARASOTA HS



CAREER ACCOLADES

- * Freshman All-American: Collegiate Baseball (2015)
- * ACC All-Freshman Team (2015)

FRESHMAN (2015): Started 57 of 65 games at third base in his freshman season, hitting .242 with nine home runs, 15 doubles, 45 RBI, and 27 walks ... tied with John Sansone for the team lead in doubles, while his nine home runs were second on the team and his 45 RBI placed him third ... in total, half of 48 hits went for extra bases...average jumped to .321 when facing left-handed pitchers ... went 3-for-4 in his second start of the season against Oakland (Feb. 14), tallying two doubles, four RBI and a run scored ... also had four RBI in the Saturday night game at Miami (April 25), going 2-for-4 with two doubles ... hit two solo home runs against Florida (April 14) ... finished the year 12-of-13 in stolen bases, including two against UNC Wilmington (Feb. 27) and at Florida (March 17) ... in relief at Florida in the NCAA Super Regionals (June 5), hit a double and came around to score ... played summer ball with the Kalamazoo Growlers of the Northwoods League.

HIGH SCHOOL: Graduated from Sarasota High

School in Sarasota, Fla ... selected for the Florida Athletic Coaches Association (FACA) Baseball Classic after his senior season ... named a FACA All-Star ... earned First Team All-Area honors ... garnered a national ranking of 195 by Perfect Game.

PERSONAL: Son of Wayne and June Busby ... has one brother, Dalton, who plays baseball at Georgia Southern ... father drafted by the Chicago White Sox in 1988 ... exploratory major ... born Nov. 28, 1995.

BUSBY'S CAREER HIGHS

At Bats:	8 (at Miami, 4/24/15)
Runs Scored:	3 (vs. Virginia Tech, 3/28/15)
Hits:	3 (5x-last: at Miami, 4/24/15)
RBI:	4 (2x-last: at Miami, 4/25/15)
Walks:	3 (vs. Virginia Tech, 3/28/15)
Stolen Bases:	2 (2x-last: at Florida, 3/17/15)
Hit Streak:	6 (2x-last: 3/14-3/25/15)

BUSBY'S CAREER STATS

OVERALL SEASON STATS

Year	Avg	GP-GS	AB	R	H	2B	3B	HR	RBI	SLG%	SF-SH	SB-SBA
2015	.242	62-57	198	34	48	15	0	9	45	.455	3-1	12-13
TOTAL	.242	62-57	198	34	48	15	0	9	45	.455	3-1	12-13

ACC REGULAR SEASON STATS

Year	Avg	GP-GS	AB	R	H	2B	3B	HR	RBI	SLG%	SF-SH	SB-SBA
2015	.228	28-27	92	15	21	7	0	5	24	.467	3-1	3-4
TOTAL	.228	28-27	92	15	21	7	0	5	24	.467	3-1	3-4

ACC TOURNAMENT STATS

Year	Avg	GP-GS	AB	R	H	2B	3B	HR	RBI	SLG%	SF-SH	SB-SBA
2015	.133	4-4	15	1	2	0	0	0	1	.133	0-0	0-0
TOTAL	.133	4-4	15	1	2	0	0	0	1	.133	0-0	0-0


NCAA TOURNAMENT STATS

Year	Avg	GP-GS	AB	R	H	2B	3B	HR	RBI	SLG%	SF-SH	SB-SBA
2015	.167	4-1	6	1	1	1	0	0	0	.333	0-0	0-0
TOTAL	.167	4-1	6	1	1	1	0	0	0	.333	0-0	0-0



46 • DREW CARLTON

RHP • R/R • SO • 6-1 • 205 • LAKELAND, FL • GEORGE JENKINS HS



CAREER ACCOLADES

* Tallahassee Regional All-Tournament Team (2015)

FRESHMAN (2015): Finished his freshman season 5-5 with a 4.04 ERA and 60 strikeouts in 71.1 innings pitched ... was 2-0 in two postseason appearances, striking out 13 in 13.2 innings without allowing a run against Louisville (May 23) in the ACC Tournament and against College of Charleston (June 1) in the NCAA Regionals ... held batters to a .208 average with runners on base ... opened his FSU career with four consecutive relief appearances, allowing just two runs in 8.1 innings before his first start against USF (March 3) ... against the Bulls, struck out five in five innings and did not allow a run while notching the first win of his Seminole tenure ... his last 11 appearances were all starts...set a career-high with nine strikeouts against Virginia Tech (March 28), and tied that mark in his final appearance against College of Charleston in the NCAA Regional ... allowed zero earned runs in five starts, including the final two in the postseason ... was named to the Tallahassee Regional All-Tournament Team for his performance in the regional championship game.

HIGH SCHOOL: Graduated from George Jenkins

High School in Lakeland ... named First Team All-Polk County final three years of high school ... finished his final two years at Jenkins with 142 strikeouts over 118.2 innings pitched and a 12-5 record, including 9-1 as a junior before signing with Florida State in November 2013 ... had an ERA under 1.20 each of his final three years of high school ... named a Perfect Game Underclass Second Team All-American in 2013 and honorable mention in 2012 ... garnered a national ranking of 173 by Perfect Game ... graduated high school with 4.32 GPA and received the Distinguished Athlete Award from the United States Marine Corps.

PERSONAL: Son of Richard and Michelle Carlton ... has one brother, Jake ... majoring in engineering ... born Sept. 8, 1995.

CARLTON'S CAREER HIGHS

Inn. Pitched (Starter): 8 (at NC State, 4/3/15)
Inn. Pitched (Reliever): 3 (at Jacksonville, 2/18/15)
Hits: 9 (at Notre Dame, 4/11/15)
Runs: 7 (2x-last: at Miami, 4/26/15)
Earned Runs: 7 (2x-last: at Miami, 4/26/15)
Walks: 3 (2x-last: vs. Coastal Carolina, 5/3/15)
Strikeouts: 9 (2x-last: vs. College of Charleston, 6/1/15)

CARLTON'S CAREER STATS

OVERALL SEASON STATS

Year	ERA	W-L	App	GS	CG	SHO	SV	IP	H	R	ER	BB	SO
2015	4.04	5-5	18	12	0	0	0	71.1	76	37	32	19	60
TOTAL	4.04	5-5	18	12	0	0	0	71.1	76	37	32	19	60

ACC REGULAR SEASON STATS

Year	ERA	W-L	App	GS	CG	SHO	SV	IP	H	R	ER	BB	SO
2015	4.35	2-3	8	8	0	0/1	0	39.1	40	21	19	11	31
TOTAL	4.35	2-3	8	8	0	0/1	0	39.1	40	21	19	11	31

ACC TOURNAMENT STATS

Year	ERA	W-L	App	GS	CG	SHO	SV	IP	H	R	ER	BB	SO
2015	0.00	1-0	1	1	0	0/1	0	7	5	0	0	3	4
TOTAL	0.00	1-0	1	1	0	0/1	0	7	5	0	0	3	4


NCAA TOURNAMENT STATS

Year	ERA	W-L	App	GS	CG	SHO	SV	IP	H	R	ER	BB	SO
2015	0.00	1-0	1	1	0	0/0	0	6.2	6	0	0	1	9
TOTAL	0.00	1-0	1	1	0	0/0	0	6.2	6	0	0	1	9



6 • COBI JOHNSON

RHP • R/R • SO • 6-4 • 190 • HOLIDAY, FL • JW MITCHELL HS



CAREER ACCOLADES

- * ACC Academic Honor Roll (2014-15)
- * FSU Dean's List (Fall 2014, Spring 2015)

FRESHMAN (2015): Made 14 appearances including eight starts in his first collegiate season ... opened the season in the Seminole weekend rotation where he made eight consecutive starts ... finished the season with a 3-2 record ... recorded two of those wins in ACC play posting victories against Boston College (March 8) and at Virginia (March 7)... had his best performance of the season against the national champion Cavaliers (March 22) holding Virginia to just one run on five hits as he walked two and struck out five in 7.0 innings of work inside Davenport Field ... tied a career-high with six strikeouts three times – Oakland (March 15), UNC Wilmington (March 1) and at Miami (April 24) ... struck out at least five batters in six appearances ... worked 5.0 scoreless innings allowing just two hits in his collegiate debut against Oakland (Feb. 15) ... played summer ball with the Falmouth Commodores of the Cape Cod League.

HIGH SCHOOL: Graduated from JW Mitchell High School in Holiday, Fla. ... drafted in the 35th Round of the of the 2014 MLB Draft by the San Diego Pa-

dres ... named a 2013 Perfect Game and Under Armour All-American, 2014 Preseason Louisville Slugger, MaxPreps, and Baseball America All-American... garnered First Team All-Conference all four years of high school ... named 2013 Sunshine Athletic Conference Player of the Year and First Team All-Tampa Bay as a junior and senior ... helped lead Mitchell to a district championship as a freshman, junior, and senior ... hit over .400 each of last three years in high school, including .426 as a junior with 43 hits, 21 of which went for extra bases (16 doubles, three triples, and two home runs) ... also starred on the mound at Mitchell, compiling a 2.01 ERA with over 118.1 innings pitched for the Mustangs ... went 10-2 with a 1.68 ERA his junior year ... also played basketball in high school his freshman and sophomore seasons ... named a National AP Scholar and graduated third in his high school class.

PERSONAL: Son of Dane and Gina Johnson ... has one sister, Madison ... father played in the majors for the White Sox, Blue Jays and Athletics ... majoring in engineering ... born Nov. 6, 1995.

JOHNSON'S CAREER HIGHS

- Inn. Pitched (Starter):** 7 (at Virginia, 3/22/15)
- Inn. Pitched (Reliever):** 4 (at Miami, 4/24/15)
- Hits:** 7 (2x-last: vs. Wake Forest, 3/15/15)
- Runs:** 6 (2x-last: at NC State, 4/4/15)
- Earned Runs:** 6 (vs. UNC Wilmington, 3/1/15)
- Walks:** 3 (2x-last: vs. Virginia Tech, 3/29/15)
- Strikeouts:** 6 (3x-last: at Miami, 4/24/15)

JOHNSON'S CAREER STATS

OVERALL SEASON STATS

Year	ERA	W-L	App	GS	CG	SHO	SV	IP	H	R	ER	BB	SO
2015	7.21	3-2	14	8	0	0	0	43.2	53	41	35	23	44
TOTAL	7.21	3-2	14	8	0	0	0	43.2	53	41	35	23	44

ACC REGULAR SEASON STATS

Year	ERA	W-L	App	GS	CG	SHO	SV	IP	H	R	ER	BB	SO
2015	6.90	2-1	9	5	0	0	0	30	38	27	23	15	27
TOTAL	6.90	2-1	9	5	0	0	0	30	38	27	23	15	27

ACC TOURNAMENT STATS

Year	ERA	W-L	App	GS	CG	SHO	SV	IP	H	R	ER	BB	SO
2015	0.00	0-0	0	0	0	0/0	0	0	0	0	0	0	0
TOTAL	0.00	0-0	0	0	0	0/0	0	0	0	0	0	0	0

NCAA TOURNAMENT STATS

Year	ERA	W-L	App	GS	CG	SHO	SV	IP	H	R	ER	BB	SO
2015	9.00	0-0	1	0	0	0/0	0	1	0	2	1	2	1
TOTAL	9.00	0-0	1	0	0	0/0	0	1	0	2	1	2	1



3 • DARREN MILLER

INF/C • R/R • SO • 5-8 • 175 • KEY WEST, FL • KEY WEST HS



FRESHMAN (2015): Made 56 appearances including 25 starts at three combined positions – first base (18), third base (5) and designated hitter (2) ... hit .282 in his first season good for the fourth best average among players with at least 25 starts and the best mark among Seminole freshmen ... collected 31 hits in 110 at-bats with seven doubles, one home run, 16 runs and 16 RBI ... recorded a season-high three hits against Jacksonville (Feb. 24)...drove in a season-high two RBI five times – Jacksonville (Feb. 24), South Florida (March 4), at NC State (April 2), Coastal Carolina (May 1) and at Louisville (May 10) ... put together a season-best hitting streak of eight straight game from Georgia (Feb. 21) to South Florida (March 4) ... started the season making 16 straight starts at first base ... finished his freshman campaign making four consecutive starts at third base ... connected on his first collegiate home run against the Dolphins at home ... ranked second on the team with four pinch hits ... matched his season average hitting .282 in 26 league games ... posted a .231 batting average in five games, four starts, during FSU's run to a berth in the NCAA Super Regionals.

HIGH SCHOOL: Graduated from Key West High School ... high school teammate of FSU teammate

Steven Wells ... played baseball all four years for the Conchs varsity team and one year of football ... as a freshman, led the team in home runs (4) and RBI (36) ... named the team's Rookie of the Year ... in 2012, garnered Defensive Player of the Year honors and had the highest batting average on the team ... as a junior, was named the Monroe County Player of the Year and District Pitcher of the Year after hitting .338 ... was also named team MVP ... before being sidelined with Tommy John surgery his senior season, hit .442 with three home runs and 19 RBI as the designated hitter.

PERSONAL: Son of Stephen and Rochele Miller ... has one sister, Lauren, who is an accounting major at FSU ... was a four-year honor roll student at Key West High ... majoring in criminology ... played in the 2008 Little League World Series with Citrus Park out of Tampa, Fla. that lost in the U.S. semifinals ... won the 2009 Cal Ripken World Series with Forest Hills and named the tournament's Most Outstanding Player ... born May 29, 1996.

MILLER'S CAREER HIGHS

At Bats:	5 (vs. Jacksonville, 4/24/15)
Runs Scored:	2 (vs. Jacksonville, 4/24/15)
Hits:	3 (vs. Jacksonville, 4/24/15)
RBI:	2 (5x-last: at Louisville, 5/10/15)
Walks:	2 (4x-last: at Louisville, 5/10/15)
Stolen Bases:	None
Hit Streak:	8 (2/21-3/4/15)

MILLER'S CAREER STATS

OVERALL SEASON STATS

Year	Avg	GP-GS	AB	R	H	2B	3B	HR	RBI	SLG%	SF-SH	SB-SBA
2015	.282	56	110	16	31	7	0	1	16	.373	0-0	0-3
TOTAL	.282	56	110	16	31	7	0	1	16	.373	0-0	0-3

ACC REGULAR SEASON STATS

Year	Avg	GP-GS	AB	R	H	2B	3B	HR	RBI	SLG%	SF-SH	SB-SBA
2015	.282	26-6	39	4	11	1	0	0	6	.308	0-0	0-2
TOTAL	.282	26-6	39	4	11	1	0	0	6	.308	0-0	0-2

ACC TOURNAMENT STATS

Year	Avg	GP-GS	AB	R	H	2B	3B	HR	RBI	SLG%	SF-SH	SB-SBA
2015	1.000	1-0	1	0	1	0	0	0	0	1.000	0-0	0-0
TOTAL	1.000	1-0	1	0	1	0	0	0	0	1.000	0-0	0-0

NCAA TOURNAMENT STATS

Year	Avg	GP-GS	AB	R	H	2B	3B	HR	RBI	SLG%	SF-SH	SB-SBA
2015	.231	5-4	13	1	3	0	0	0	0	.231	0-0	0-0
TOTAL	.231	5-4	13	1	3	0	0	0	0	.231	0-0	0-0



10 • TAYLOR WALLS

INF • S/R • SO • 5-10 • 180 • CORDELE, GA • CRISP COUNTY HS



CAREER ACCOLADES

* Tallahassee Regional All-Tournament Team (2015)

FRESHMAN (2015): One of only two Seminoles, and the only freshman, to start all 65 games...started every game at shortstop en route to hitting .220 with 50 hits, 43 runs, four doubles and a triple in his first season ... ranked second on the team in walks with 52 ... finished ninth nationally in base on balls and 25th in base on balls per game ... drew multiple walks 12 times including a season-high three against Wake Forest (March 13) and at Virginia (March 22) ... swiped seven of eight bases on the year – fourth most stolen bases on the team ... posted a season-high three hits twice – vs. Jacksonville (Feb. 24) and UNC Wilmington (March 1) ... finished the season with 14 multi-hit games ... drove in a season-high two runs on three separate occasions – Boston College (March 6), UCF (March 10) and Virginia Tech (March 28) ... closed out the season on a high note hitting .296 over the final nine games ... hit .333 during FSU’s run to an ACC title in Durham ... was named to the 2015 NCAA Tallahassee Regional All-Tournament team after hitting .455 (5-for-11) in leading the Seminoles to wins over Mercer and the College of Charleston ... registered a

hit in all three games of the regional with two hits in the opening game against Mercer (May 29) and in the regional championship against the Cougars (June 1) ... played summer ball with Anchorage Bucs in the Alaska Baseball League.

HIGH SCHOOL: Graduated from Crisp County High School in Cordele, Ga. ... First Team All-State as a junior and senior ... Second Team All-State as a freshman and sophomore ... First Team All-Region all four years and made Team Georgia as a junior ... named the Ray Knight Player of the Year, given to the top player in Southwest Georgia ... helped lead the Cougars to the Class 4A state championship series, where he hit a three-run home run in Game 1 while also pitching ... went 4-2 with a 0.70 ERA his senior season ... hit over .400 his final three years with the Cougars, including .458 as a junior and .437 as a senior ... named to the President’s List all four years of high school, and winner of a University of Georgia scholar award.

PERSONAL: Son of Dave and Michelle Walls ... has one brother, Austin ... played basketball for three years at Crisp County ... majoring in engineering ... born July 10, 1996.

WALLS’ CAREER HIGHS

At Bats:	6 (2x-last: at Miami, 4/24/15)
Runs Scored:	3 (vs. Wake Forest, 3/15/15)
Hits:	3 (2x-last: vs. UNC Wilmington, 3/1/15)
RBI:	2 (3x-last: vs. Virginia Tech, 3/28/15)
Walks:	3 (2x-last: at Virginia, 3/22/15)
Stolen Bases:	1 (7x-last: at Florida, 6/5/15)
Hit Streak:	5 (2x-last: 4/18-4/26/15)

WALLS’ CAREER STATS

OVERALL SEASON STATS

Year	Avg	GP-GS	AB	R	H	2B	3B	HR	RBI	SLG%	SF-SH	SB-SBA
2015	.220	65-65	227	43	50	4	1	0	22	.247	3-2	7-8
TOTAL	.220	65-65	227	43	50	4	1	0	22	.247	3-2	7-8

ACC REGULAR SEASON STATS

Year	Avg	GP-GS	AB	R	H	2B	3B	HR	RBI	SLG%	SF-SH	SB-SBA
2015	.162	30-30	111	19	18	2	0	0	12	.180	2-0	2-2
TOTAL	.162	30-30	111	19	18	2	0	0	12	.180	2-0	2-2

ACC TOURNAMENT STATS

Year	Avg	GP-GS	AB	R	H	2B	3B	HR	RBI	SLG%	SF-SH	SB-SBA
2015	.333	4-4	9	2	3	0	0	0	0	.333	0-0	0-0
TOTAL	.333	4-4	9	2	3	0	0	0	0	.333	0-0	0-0

NCAA TOURNAMENT STATS

Year	Avg	GP-GS	AB	R	H	2B	3B	HR	RBI	SLG%	SF-SH	SB-SBA
2015	.278	5-5	18	2	5	0	0	0	1	.278	0-0	0-0
TOTAL	.278	5-5	18	2	5	0	0	0	1	.278	0-0	0-0



19
ANDREW KARP
 OF, R/R, 5-10, 165, R-FR
 Bartow, FL
 (Bartow HS)

CAREER ACCOLADES

* ACC Academic Honor Roll (2014-15)

FRESHMAN (2015): Received a redshirt in 2015.

HIGH SCHOOL: Graduated from West Orange High School in Winter Garden ... four-year varsity letterman ... was a First Team All-Region Perfect Game selection as a senior and First Team Underclass All-American as a junior ... Third Team Preseason All-American from Perfect Game going into senior season ... named the West Orange Team MVP as a senior and Team Cy Young winner as a junior ... was a selection for the Florida Athletic Coaches Association All-Star Game as a senior ... combined for a 9-3 record over 97 innings his last two years with the Warriors ... finished with 1.17 ERA with 56 strikeouts as a junior and 1.41 ERA with 65 strikeouts as a senior ... was a four-year member of the Principals Honor Roll and graduated in the top three percent academically in a class of over 850 students.

PERSONAL: Son of Dan and Leslie Karp ... has one younger sister, Katie ... father played baseball at LSU in the early 1980s ... majoring in business ... born Sept. 30, 1995.



36
DILLON BROWN
 RHP, R/R, 6-0, 170, FR
 LYNN HAVEN, FL
 (MOSLEY HS)

HIGH SCHOOL: Graduated from Mosley High School in Panama City ... was a two sport athlete in high school where he also played football for four years ... capped off his senior season by hitting .462 and was responsible for 30 RBI ... proved to be a dominant pitcher for the Dolphins as he finished 14-0 with a 0.28 ERA ... threw 75.2 innings and finished with 84 strikeouts as a senior ... selected 2015 5A "Mr. Baseball" while earning 5A Player of the Year honors ... named 5A First Team All-State ... led Mosley High School to State Championship game twice, finishing runner-up on both occasions.

PERSONAL: Son of Laura and Mark Brown ... has two siblings, Cade and Laura Cate ... major is undecided ... born on May 6, 1997.



33
CHASE HANEY
 RHP, R/R, 6-6, 225, FR
 WINTER GARDEN, FL
 (WINDERMERE PREP)

HIGH SCHOOL: Graduated from Windermere Prep in Winter Garden ... wrapped up his senior season with a .390 batting average ... tossed 30 innings while recording 44 strikeouts, 10 saves and a 1-0 record in his senior season ... named First Team All-District as both a sophomore and senior ... ended his prep career with two home runs.


PERSONAL: Son of Wendy and Danny Haney ... member of National Honors Society as well as Science Club and History Club ... has one sibling, John-Patrick ... father Danny played basketball at Eastern Kentucky (1976-79) and has coached high school basketball for the last 25 seasons ... majoring in business marketing ... born on August 18, 1995.



14
TYLER HOLTON
 LHP/OE, L/L, 6-2, 200, FR
 TALLAHASSEE, FL
 (LINCOLN HS)

HIGH SCHOOL: Graduated from Lincoln High School in Tallahassee ... capped off his senior season with a .338 batting average, 37 RBI and 10 home runs ... tossed 47.1 innings, tallied 64 strikeouts, surrendered 26 hits while posting a 6-2 record with a 0.74 ERA ... earned Big Bend Player of the Year honors following a solid 2015 season ... was Most Valuable Pitcher of WWBA Perfect Game World Series in Jupiter.

PERSONAL: Son of Debbie and Kelley Holton ... graduated Lincoln High School with a 4.1 GPA ... has one sibling, Nicole who played volleyball at Gulf Coast Community College and Montevallo University ... majoring in sports management ... born on June 13, 1996.




HIGH SCHOOL: Graduated from Orangewood Christian Academy in Longwood ... concluded his senior season with a .400 batting average, 16 stolen bases, seven doubles and one home run ... named Florida Athletic Coaches Association All-Star, 3A First Team All-State and First Team All-District in his senior season ... earned Second Team Perfect Game All-American honors in 2015 ... reached the 3A State Championship in his junior season.

PERSONAL: Son of Julie and Eric Lueck ... has two siblings, Austin and Morgan ... his brother Austin played baseball at South Florida ... majoring in sports management ... born on Feb. 19, 1997.



HIGH SCHOOL: Graduated from George W. Jenkins High School in Lakeland ... threw 44.2 innings and finished with 74 strikeouts and a 0.94 ERA as a senior ... earned Polk County Pitcher of the Year honors in 2015 ... named 7A First Team All-State in senior campaign ... received Second Team All-County honors as a junior.

PERSONAL: Son of Suzanne and Darrin Middleton ... has two siblings, Madison and Brandon ... his father Darrin played football for one year at UCF ... majoring in sports management ... born on Sept. 9, 1996.



HIGH SCHOOL: Graduated from Port Charlotte High School in Arcadia ... his senior season included a .400 batting average, 10 stolen bases, five doubles, four triples and one home run ... named *Sarasota Herald Tribune* Player of the Year as a senior ... was *Charlotte Sun* Player of the Year in both his junior and senior seasons ... named Florida Athletic Coaches Association All-Star and First Team All-State as a senior.

PERSONAL: Son of Loretta and John Petrey ... has one sibling, Dawson ... majoring in sports management ... born on Sept. 12, 1996.



HIGH SCHOOL: Graduated from Smoky Mountain High School in Cullowhee, NC ... ranked as the 169th best college prospect by Perfect Game ... ended his senior season with a .469 batting average, 25 RBI, 20 stolen bases and 10 home runs ... named Louisville Slugger First Team All-America ... distinguished as Western North Carolina Conference Player of the Year and Male Athlete of the Year as a senior ... named Area 4 Legion Player of the Year ... participated in the Under Armour All-American Game held at Wrigley Field ... as a junior, he earned All-Western North Carolina Athletic Conference (WNCAC) and *Asheville Citizen-Times* All-WNC honors after posting a .351 batting average, 18 runs, 16 RBI, 11 stolen bases, six doubles and a home run at the plate. That season he was tossed 37.1 innings and finished 30 strikeouts, 1.67 ERA, one save and a 2-1 record ... was a three time All-Conference performer in both basketball and baseball ... named All-WNCAC Player of the Year basketball in 2013-14 and 2014-15 ... named as a North Carolina All-State performer on the diamond on two occasions.

PERSONAL: Son of Stephanie and Todd Raleigh ... has three siblings, Emma Grace, Carley and Todd Jr. ... father played collegiate baseball at Western Carolina before signing with the Boston Red Sox. He also served as the head coach at Western Carolina (2000-07) and Tennessee (2008-11) ... his uncle, Matt, was drafted in the 14th round (No. 379) by the Montreal Expos and enjoyed a 10-year minor league playing career ... major is undecided ... born on November 26, 1996.



25
RONNIE RAMIREZ
™
RHP, R/R, 5-9, 180, FR
TAMPA, FL
(JESUIT HS)

HIGH SCHOOL: Graduated from Jesuit High School in Tampa ... finished his senior season by hitting .275 with a pair of home runs ... tossed 17.2 innings and tallied 22 strikeouts, six saves and a 0.40 ERA ... named as team Rookie of the Year as a sophomore ... earned All-Around Best Player honors from his team following his junior season ... won the Junior League World Series title in 2011 Palma Ceia/Bayshore.

PERSONAL: Son of Christina and Jorge Ramirez ... has one sibling, Julianne ... major is undecided ... following in the footsteps of his parents by attending Florida State ... born on July 8, 1996.



26
COLE SANDS
™
RHP, R/R, 6-3, 210, FR
TALLAHASSEE, FL
(NORTH FLORIDA CHRISTIAN HS)

HIGH SCHOOL: Graduated from North Florida Christian High School in Tallahassee ... capped off a solid senior season by tossing 66.1 innings where he finished 5-1 with 73 strikeouts, allowed 32 hits and posted a 0.32 ERA ... was drafted in the 22nd round (No. 649) in the 2015 Major League Baseball Draft by the Houston Astros ... named First Team All-America by Louisville Slugger ... earned Big Bend Pitcher of the Year honors as a senior ... participated in the Under Armour All-American Game held at Wrigley Field ... ranked as the 60th best college prospect by Perfect Game ... participated in the Florida Athletic Coaches Association All-Star game as a senior.

PERSONAL: Son of Lynna and David Sands ... has one sibling, Carson ... brother, who was also a Florida State commitment, was drafted in the fourth round (No. 109) of the 2014 Major League Baseball Draft by the Chicago Cubs ... father David also attended Florida State ... majoring in sports management ... born on July 17, 1997.



FLORIDA STATE *Bat Girls*



*Lyska
Secretary*



*Mackenzie
President*



*Lauryn
Vice President*



Anna



Caroline



Whitney



Haley



Taylor



Sarah



Kaitlyn



Cassidy



Chandler




Erika



Amanda



Fran



Isabella



Courtney



Ramsey



Ashlyn



Breanna



Emily



Alexandria



Sarah



2015 SEASON IN REVIEW

STEWART SELECTED IN FIRST ROUND

- Florida State's DJ Stewart was selected with the 25th overall pick in the first round by the Baltimore Orioles in the 2015 MLB First Year Player Draft.
- It marked the second straight year FSU has recorded a first round draft pick while Stewart is the fifth Seminole to be drafted in the first round since 2008.
- Florida State has now produced 22 first round draft picks by 21 different players in the history of the program. Of those 22 first round picks, Stewart is the first Florida State player selected by the Orioles.

ACC ACADEMIC TEAM

- Florida State placed six student-athletes on the 2015 All-ACC Academic Baseball Team - tied for the second most in the league.
- The 2015 honorees included Mike Compton (R-Jr, Social Science), Josh Delph (Sr., Social Science), Ben DeLuzio (So., Exercise Science), Bryant Holtmann (Sr., Sport Management), Chris Marconcini (Sr., Master's in Marketing) and DJ Stewart (Jr., Sport Management).
- Compton and Delph were recognized on the ACC All-Academic Team for the third time in their careers, while DeLuzio was represented for the second time.

FORTY-WIN PLATEAU

- Florida State recorded win No. 40 on the year following a 6-0 shutout victory over No. 4 Louisville in the ACC Tournament in Durham.
- The Seminoles have reached the 40-win plateau 38 years in a row.
- FSU has obtained 40 wins in each of head coach Mike Martin's 36 years at the helm of the Seminole Baseball program.

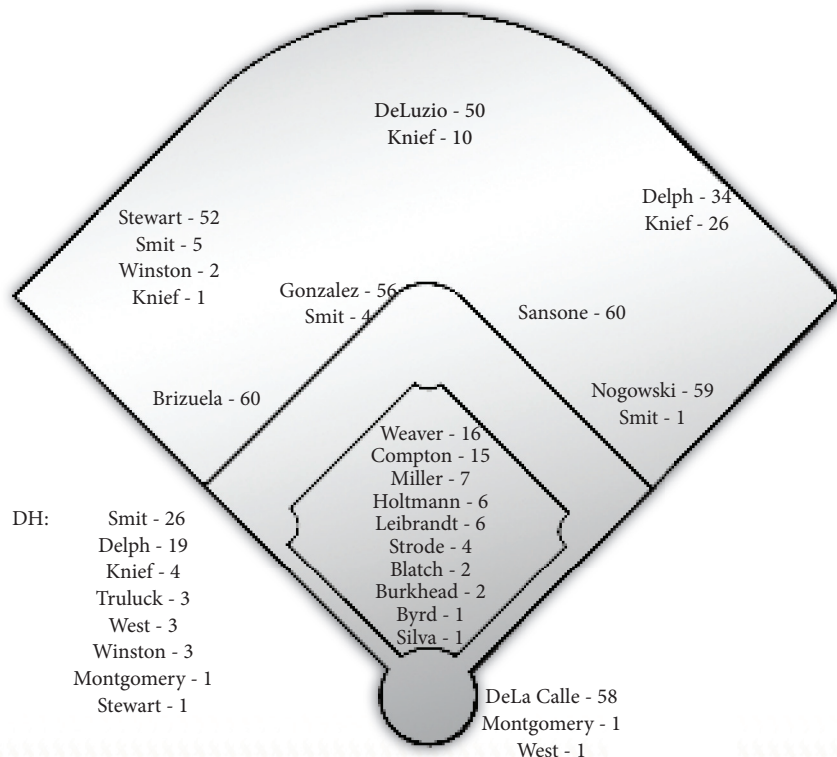
ACC TOURNAMENT RECAP

- Florida State captured its sixth ACC championship after downing NC State 6-2 in front of a championship game record crowd of 9,759 inside the Durham Bulls Athletic Park.
- The title was FSU's first in Durham in five tries and the second league title the Seminoles have won in the state of North Carolina (Greensboro - 2010).
- FSU also completed a perfect run in the ACC Tournament for the first time since going 5-0 in St. Petersburg, Fla., in 2002.
- The Seminoles improved to 6-5 all-time in the conference finals and 2-0 against the Wolfpack.

BIEGALSKI NAMED MVP

- Boomer Biegalski came out of the bullpen for the first time as a Seminole in the championship game against NC State and worked 4.2 scoreless innings to earn his second win of the tournament.
- The sophomore right hander got Florida State out of a fourth inning jam and cruised the rest of the way limiting the Wolfpack to just one hit and one walk while striking out five.
- Biegalski was named the Tournament MVP after throwing 11.0 scoreless innings in two appearances in Durham finishing with five hits, two walks and 12 strikeouts while holding opponents to a .128 average.
- Biegalski was joined on the All-Tournament team with Ben DeLuzio and Chris Marconcini.
- Biegalski is the first Seminole to earn MVP honors since 2004 when Shane Robinson led Florida State to a conference championship in Salem, Va.

2015 GAMES STARTED BY POSITION



'15 HONORS & AWARDS

Capital One Academic All-Americans

DJ Stewart, OF	Second Team
Mike Compton, P	Third Team
Josh Delph, OF	Third Team

All-Americans

DJ Stewart	ABCA, Baseball America, NCBWA (1st)
.....	D1Baseball.com, Perfect Game (2nd)
Billy Strode	NCBWA (3rd)

ABCA All-Region

DJ Stewart, OF	First Team
----------------	-------	------------

Freshman All-American

Dylan Busby	Collegiate Baseball
-------------	-------	---------------------

Preseason All-Americans

DJ Stewart	Collegiate Baseball (1st)
.....	NCBWA (1st), Baseball America (1st)
.....	Perfect Game (1st), D1Baseball.com (1st)

Golden Spikes Award

DJ Stewart	Midseason & Preseason Watch List
.....	Semifinalist, 30-Player Watch List

Dick Howser Trophy

DJ Stewart	Semifinalist
------------	-------	--------------

Johnny Bench Award

Danny De La Calle	Semifinalist, Watch List
-------------------	-------	--------------------------

Senior CLASS Award

Josh Delph	Nominee
------------	-------	---------

Stopper of the Year

Billy Strode	Midseason Watch List
--------------	-------	----------------------

All-ACC Academic Team

Mike Compton	Josh Delph
Ben DeLuzio	Bryant Holtmann
Chris Marconcini	DJ Stewart

All-ACC Honors

DJ Stewart, OF	First Team
Billy Strode, RP	Second Team
Quincy Nieporte, 1B	Third Team
Dylan Busby	All-Freshman Team
Boomer Biegalski	All-Tournament Team
.....	Tournament MVP
Ben DeLuzio	All-Tournament Team
Chris Marconcini	All-Tournament Team

Capital One Academic All-District IV

Mike Compton, SP	First Team
Josh Delph, OF	First Team
DJ Stewart, SS	First Team

NCAA Tallahassee All-Region Team

John Sansone, 2B	Taylor Walls, SS
Josh Delph, OF	DJ Stewart, OF
Boomer Biegalski, P	Drew Carlton, P
Quincy Nieporte, DH	(Most Outstanding Player)

ACC Player/Pitcher of the Week

Billy Strode - Pitcher	March 2
DJ Stewart - Outfielder	March 23
Chris Marconcini - Designated Hitter	April 20
Boomer Biegalski - Pitcher	May 4

Weekly Accolades

DJ Stewart, OF	CB Nat'l Player of the Week (3/23)
.....	NCBWA Nat'l Hitter of the Week (3/24)
Boomer Biegalski, P	CB Nat'l Player of the Week (5/4)



2015 SEASON IN REVIEW

FSU BASEBALL - AMONG THE ELITE

- Success is synonymous with Florida State Baseball as the program entered its 68th year of existence in 2015.
- In 19 of the last 25 seasons, the Seminoles have claimed the ACC regular season title or finished with the best record in the league, won the ACC Tournament title or advanced to the College World Series in Omaha, Neb.
- All of this is pretty impressive for a school that has the most wins and the highest winning percentage in Division I since 2000 and the second highest winning percentage all-time in Division I history.
- On top of all that, the most impressive stat is the fact that Florida State baseball has never endured a losing season in 68 years.

ALL-ACC NOLES

- Florida State placed four student-athletes on the 2015 All-ACC teams - DJ Stewart (1st OF), Billy Strode (2nd RP), Quincy Nieporte (3rd 1B) and Dylan Busby (All-Freshman Team).
- Stewart was named a first-team honoree for the second straight year and is the first Seminole outfielder to earn a spot on the first team in back-to-back seasons since Tyler Holt performed the feat in 2009 and 2010.
- Stewart is a three-time All-ACC honoree - earning first team honors in 2014 & 2015 and second team honors as a freshman in 2013.
- Strode and Nieporte are both recognized as All-ACC honorees for the first time in their careers.

MARTIN CLIMBING THE CHARTS

- With 1,857 career victories, all coming at Florida State, head coach Mike Martin currently sits second all-time for career victories among active Division I coaches.

RACKING UP THE K'S

- Florida State's pitching staff tallied double-digit strikeouts in 26 games this year including a season-high of 16 against UNC Wilmington on Feb. 27.
- Three times in 2015 an FSU starter has recorded double-digit strikeouts with Boomer Biegalski leading the team performing the feat twice.
- Biegalski struck out a career-high 12 batters in FSU's 16-2 victory over No. 23 Coastal Carolina on May 1.
- It marked the most strikeouts by a Seminole pitcher since Luke Weaver struck out 14 against Troy in the 2013

FIVE HUNDRED STRIKEOUTS

- The Florida State pitching staff reached the 500-strikeout plateau on the final day of the regular season.
- At season's end, FSU accumulated 578 strikeouts - the second most by a team in the ACC.
- It marked the second time in four seasons under pitching coach Mike Bell that FSU's pitchers have cracked 500 strikeouts in a season.
- The Seminoles finished the 2013 season with 501 strikeouts.
- FSU's pitching staff has tallied at least 500 strikeouts in a season 28 times in school history. The school record is 718 K's over 74 games in 1986.
- Boomer Biegalski paced the Seminoles with 120 strikeouts in 2015, the most by a pitcher in the ACC and the ninth most nationally.

YOUTH MOVEMENT

- With only 15 letterwinners returning from the 2014 season, it was only a matter of time before the new faces of Seminole baseball started contributing.
- That contribution began on opening day with two true freshmen and a sophomore JUCO transfer in the starting line-up (Dylan Busby, Taylor Walls and Quincy Nieporte).
- Florida State had at least two true freshmen in the starting line-up in 63 of 65 games.
- A season-high of four freshmen started against Jacksonville (2/24) - Busby, Darren Miller, Walls and Steven Wells, Jr. - in the series finale against Virginia Tech (3/29) - Walls, Busby, Wells, Jr., and Cobi Johnson - and in game two at NC State - Walls, Busby, Miller and Carlton.
- On the hill, nine newcomers (which include three redshirt freshmen in Ed Voyles, Andy Ward & Will Zirzow) saw action with Boomer Biegalski, Drew Carlton, Cobi Johnson and Ed Voyles each getting a starting nod.
- Newcomers combined for 286 starts in 65 games with 169 starts coming from true freshmen.

WALK IT OUT

- FSU once again finished no lower than third in the nation in drawing walks since 2008 after collecting a nation-leading 379 walks to close out 2015.
- The Seminoles have led the nation six times over an eight-year span including 2008 (435), 2010 (402), 2011 (381), 2012 (386), 2014 (330) and 2015 (379).

SUNSHINE STATE SUCCESS

- Florida State wrapped up another successful run against teams from the Sunshine State in 2015 posting a record of 12-6.

ACC SERIES STREAKS

- Florida State has put together quite an impressive streak of winning series against ACC opponents.
- Since joining the league in 1992, the Seminoles have won 162 of 214 league series good for a 75.7% success rate.

FSU'S 2015 RECORDS

	2014	2015
Overall	43-17	44-21
Home	25-9	30-7
Away	16-6	9-14
Neutral	2-2	5-0
vs. Ranked Teams	9-6	14-8
On TV	23-13	28-18
On Internet	16-4	13-3
ACC	21-9	17-13
ACC Home	11-4	10-5
ACC Away	10-5	7-8
vs. ACC (non-conference)	4-2	4-0
vs. American	4-1	4-0
vs. Atlantic Sun	6-0	4-2
vs. Big South	x	2-1
vs. Big Ten	3-0	
vs. Colonial Athletic	x	5-0
vs. Horizon	x	3-0
vs. MAAC	3-0	
vs. SEC	2-4	3-5
vs. SoCon	0-1	1-0
vs. SWAC	x	1-0
Extra Innings	3-1	3-0
Morning Start	4-1	2-0
Afternoon Start	20-9	20-12
Evening Start	19-7	22-9
In Florida	31-11	34-12
In Georgia	1-2	1-2
In Indiana	x	0-3
In Kentucky	x	1-2
In North Carolina	6-3	6-1
In Rhode Island	3-0	
In South Carolina	2-1	
In Virginia	x	2-1
On Monday	0-0	1-0
On Tuesday	7-4	8-1
On Wednesday	4-0	4-2
On Thursday	1-0	2-1
On Friday	10-6	10-6
On Saturday	14-4	12-7
On Sunday	7-3	7-4
In February	6-1	7-3
In March	16-4	16-4
In April	11-6	10-6
In May	10-6	10-6
In June	0-0	1-2
FSU scores 0-3 runs	2-13	6-13
FSU scores 4-7 runs	19-4	15-7
FSU scores 8+ runs	22-0	23-1
Opp scores 0-3 runs	31-2	26-1
Opp scores 4-7 runs	9-11	13-11
Opp scores 8+	3-4	5-9
FSU homers	16-5	30-8
Opponent homers	13-11	19-15
FSU has more hits	28-3	26-1
Opp has more hits	10-12	15-17
Hits are tied	5-2	3-3
versus LHP (Starter)	13-9	12-10
versus RHP (Starter)	30-8	32-11
when a reliever pitches	39-17	43-21
Boomer Biegalski	x	1-0
Taylor Blatch	5-7	
Alec Byrd	6-3	14-10
Drew Carlton	x	4-2
Alex Deise	x	4-6
Taylor Folsom	x	10-5
Bryant Holtmann	6-2	6-5
Cobi Johnson	x	2-4
Dylan Silva	12-4	25-11
Billy Strode	16-4	25-5
Derek Vail	x	6-4
Ed Voyles	x	1-4
Jim Voyles	3-2	9-10
Andy Ward	x	1-1
Steven Wells, Jr.	x	0-1
Will Zirzow	x	4-8
FSU wears Home Garnet	14-7	10-1
FSU wears Gold	6-1	5-1
FSU wears White	10-5	15-5
FSU wears White Sleeveless	x	2-1
FSU wears Away Garnet	x	4-4
FSU wears Gray	12-4	7-9
FSU wears (Military)	1-0	1-0
In one-run games	10-3	12-2
In two-run games	1-6	5-2
As the No. 1 team	10-6	
Against the No. 1 team	1-2	



2015 FINAL STATS

RECORD: 44-21 HOME: 30-7 AWAY: 9-14 NEUTRAL: 5-0 ACC: 17-13

BATTING

Player	AVG	GP	GS	AB	R	H	2B	3B	HR	RBI	TB	SLG%	BB	HBP	SO	GDP	OB%	SF	SH	SB	ATT	PO	A	E	FLD%
8 DJ Stewart	.318	64	64	214	62	68	10	2	15	59	127	.593	69	10	47	4	.500	1	0	12	15	95	3	4	.961
29 Quincy Nieporte	.297	61	54	209	37	62	10	0	7	48	93	.445	22	13	19	8	.391	4	2	1	2	359	29	6	.985
2 Josh Delph	.292	65	62	216	43	63	13	0	1	25	79	.366	41	6	46	4	.417	1	6	5	6	90	6	1	.990
3 Darren Miller	.282	56	25	110	16	31	7	0	1	16	41	.373	21	1	28	6	.402	0	0	0	3	177	22	8	.961
13 Danny De La Calle	.251	63	61	207	37	52	9	2	8	35	89	.430	11	3	65	7	.293	4	4	2	3	514	47	7	.988
12 John Sansone	.245	65	65	245	60	60	15	0	8	38	99	.404	35	20	66	2	.382	1	5	3	5	82	169	9	.965
28 Dylan Busby	.242	62	57	198	34	48	15	0	9	45	90	.455	27	12	73	5	.363	3	1	12	13	38	98	18	.883
21 Ben DeLuzio	.241	60	55	170	26	41	7	0	2	24	54	.318	25	3	47	1	.345	2	2	14	17	104	1	3	.972
23 Chris Marconcini	.229	48	45	144	24	33	7	0	7	36	61	.424	40	8	36	1	.418	2	0	1	3	5	1	0	1.000
10 Taylor Walls	.220	65	65	227	43	50	4	1	0	22	56	.247	52	5	55	4	.373	3	2	7	8	105	161	20	.930
17 Mike Compton	1.000	1	0	1	0	1	1	0	0	1	2	2.000	0	0	0	0	1.000	0	0	0	0	9	13	0	1.000
15 Hank Truluck	.288	42	17	73	14	21	4	0	0	15	25	.342	17	2	24	1	.435	0	2	3	4	32	16	4	.923
14 Jackson Owens	.286	9	0	7	5	2	0	0	0	1	2	.286	0	1	0	0	.333	1	0	0	0	2	5	2	.778
20 Gage West	.231	40	12	65	12	15	6	1	0	9	23	.354	5	7	16	1	.351	0	0	0	0	72	4	3	.962
7 Steven Wells, Jr.	.208	29	2	24	6	5	1	0	1	7	9	.375	3	1	6	0	.310	1	2	0	0	15	1	0	1.000
32 Hayden Kelly	.188	19	1	16	2	3	3	0	0	3	6	.375	3	3	10	1	.409	0	0	0	0	6	0	0	1.000
1 Nick Graganella	.120	36	0	25	13	3	1	0	0	3	4	.160	6	0	12	0	.290	0	0	0	0	16	2	0	1.000
6 Cobi Johnson	.000	1	0	1	0	0	0	0	0	0	0	.000	0	0	0	0	.000	0	0	0	0	3	5	0	1.000
5 Billy Strode	.000	2	0	1	0	0	0	0	0	0	0	.000	0	0	1	0	.000	0	0	0	0	7	2	0	1.000
33 Bryant Holtmann	.000	1	0	1	0	0	0	0	0	0	0	.000	0	0	1	0	.000	0	0	0	0	3	8	1	.917
24 Dylan Silva	.000	2	0	0	1	0	0	0	0	0	0	.000	2	0	0	0	1.000	0	0	0	0	2	6	3	.727
31 Alec Byrd	.000	1	0	0	0	0	0	0	0	0	0	.000	0	1	0	0	1.000	0	0	0	0	1	2	0	1.000
Totals	.259	65	65	2154	435	558	113	6	59	387	860	.399	379	96	552	45	.390	23	26	60	79	1752	645	93	.963
Opponents	.257	65	65	2241	312	576	110	8	50	279	852	.380	222	42	578	46	.332	23	41	39	55	1695	586	66	.972

LOB - Team (549), Opp (506). DPs turned - Team (54), Opp (54). CI - Team (1), West, G. 1, Opp (1).

PITCHING

Player	ERA	W	L	APP	GS	CG	SHO	CBO	SV	IP	H	R	ER	BB	SO	2B	3B	HR	AB	B/Avg	WP	HBP	BK	SFA	SHA
19 Gage Smith	2.39	5	2	40	0	0	0	2	1	64.0	57	20	17	6	31	8	0	2	234	.244	0	5	0	0	6
36 Boomer Biegalski	3.17	7	5	18	17	0	0	0	0	108.0	84	45	38	38	120	17	0	12	400	.210	8	8	0	0	9
33 Bryant Holtmann	3.36	6	1	20	9	0	0	1	0	64.1	71	32	24	22	33	11	0	6	253	.281	3	5	1	0	3
17 Mike Compton	3.55	4	4	13	13	1	1	0	0	71.0	75	37	28	12	70	13	4	5	280	.268	0	0	1	5	5
46 Drew Carlton	4.04	5	5	18	12	0	0	2	0	71.1	76	37	32	19	60	19	1	4	273	.278	3	5	0	1	13
7 Steven Wells, Jr.	0.00	0	0	1	0	0	0	0	0	1.0	1	0	0	0	2	0	0	0	4	.250	0	0	0	0	0
18 Ed Voyles	1.42	0	1	6	1	0	0	0	0	6.1	7	2	1	0	5	0	0	1	24	.292	0	1	0	2	0
5 Billy Strode	1.80	3	0	30	0	0	0	2	14	35.0	23	8	7	17	46	5	0	2	122	.189	0	1	0	3	0
42 Jim Voyles	2.63	0	1	21	2	0	0	0	0	27.1	28	15	8	10	27	3	0	2	108	.259	1	1	1	2	1
38 Alex Deise	3.86	1	0	10	0	0	0	0	0	16.1	12	8	7	4	16	1	1	2	59	.203	1	3	1	1	1
26 Taylor Folsom	3.86	2	0	15	0	0	0	0	1	14.0	17	9	6	12	11	4	0	0	55	.309	3	2	0	2	0
30 Will Zirzow	4.00	1	0	12	0	0	0	0	0	18.0	16	9	8	5	15	3	0	0	68	.235	2	2	0	0	1
24 Dylan Silva	4.29	7	1	36	0	0	0	1	1	56.2	51	35	27	37	76	14	0	5	207	.246	6	3	0	4	3
31 Alec Byrd	4.53	5	1	27	3	0	0	1	0	43.2	47	25	22	15	48	4	1	4	174	.270	1	6	0	1	2
6 Cobi Johnson	7.21	3	2	14	8	0	0	0	0	43.2	53	41	35	23	44	12	1	6	178	.298	9	5	1	2	3
27 Derek Vail	10.50	0	0	10	0	0	0	0	0	6.0	12	7	7	6	3	3	0	1	29	.414	1	0	0	0	0
9 Andy Ward	13.50	0	0	2	0	0	0	0	0	1.1	3	2	2	2	2	1	0	0	7	.429	0	0	0	0	0
Totals	3.87	44	21	65	65	1	4	3	16	584.0	576	312	251	222	578	110	8	50	2241	.257	38	42	5	23	41
Opponents	5.97	21	44	65	65	1	4	4	10	565.0	558	435	375	379	552	113	6	59	2154	.259	55	96	11	23	26

PB - Team (12), West, G. 7, DeLaCalle,D 5, Opp (17). Pickoffs - Team (5), DeLaCalle,D 5, Opp (10).

FIELDING

Player	C	PO	A	E	FLD%	DPs	SBA	CSB	SBA%	PB	CI
17 Mike Compton	22	9	13	0	1.000	1	4	1	.800	0	0
1 Nick Graganella	18	16	2	0	1.000	0	0	0	-	0	0
7 Steven Wells, Jr.	16	15	1	0	1.000	0	0	0	-	0	0
5 Billy Strode	9	7	2	0	1.000	0	5	2	.714	0	0
6 Cobi Johnson	8	3	5	0	1.000	0	5	1	.833	0	0
42 Jim Voyles	7	0	7	0	1.000	0	7	2	.778	0	0
23 Chris Marconcini	6	5	1	0	1.000	2	0	0	-	0	0
32 Hayden Kelly	6	6	0	0	1.000	1	0	0	-	0	0
27 Derek Vail	4	0	4	0	1.000	0	1	0	1.000	0	0
31 Alec Byrd	3	1	2	0	1.000	0	2	0	1.000	0	0
30 Will Zirzow	3	2	1	0	1.000	0	1	0	1.000	0	0
38 Alex Deise	3	0	3	0	1.000	0	2	0	1.000	0	0
2 Josh Delph	97	90	6	1	.990	1	0	0	-	0	0
13 Danny De La Calle	568	514	47	7	.988	5	34	16	.680	5	0
29 Quincy Nieporte	394	359	29	6	.985	25	0	0	-	0	0
21 Ben DeLuzio	108	104	1	3	.972	1	0	0	-	0	0
12 John Sansone	260	82	169	9	.965	36	0	0	-	0	0
20 Gage West	79	72	4	3	.962	1	5	0	1.000	7	1
3 Darren Miller	207	177	22	8	.961	24	0	0	-	0	0
8 DJ Stewart	102	95	3	4	.961	0	0	0	-	0	0
36 Boomer Biegalski	23	8	14	1	.957	0	1	3	.250	0	0



2015 FINAL STATS

10 Taylor Walls	286	105	161	20	.930	31	0	0	-	0	0
15 Hank Truluck	52	32	16	4	.923	3	0	0	-	0	0
33 Bryant Holtmann	12	3	8	1	.917	0	5	3	.625	0	0
28 Dylan Busby	154	38	98	18	.883	12	0	0	-	0	0
46 Drew Carlton	17	4	11	2	.882	1	3	3	.500	0	0
26 Taylor Folsom	6	1	4	1	.833	1	1	0	1.000	0	0
14 Jackson Owens	9	2	5	2	.778	2	0	0	-	0	0
24 Dylan Silva	11	2	6	3	.727	1	0	1	.000	0	0
9 Andy Ward	0	0	0	0	.000	0	0	0	-	0	0
18 Ed Voyles	0	0	0	0	.000	0	2	0	1.000	0	0
Totals	2490	1752	645	93	.963	54	39	16	.709	12	1
Opponents	2347	1695	586	66	.972	54	60	19	.759	17	1

INNING-BY-INNING SUMMARY

	1	2	3	4	5	6	7	8	9	Ex	Total
Florida State	52	36	51	48	56	41	64	63	18	6	435
Opponents	36	33	41	36	29	37	60	19	18	3	312

RECORD WHEN TEAM SCORES

Runs	0	1	2	3	4	5	6	7	8	9	10+
W-L	0-4	1-5	0-2	5-2	2-2	4-3	5-1	4-1	7-1	2-0	14-0

RECORD WHEN OPPONENT SCORES

Runs	0	1	2	3	4	5	6	7	8	9	10+
W-L	4-0	7-0	8-1	7-0	4-5	4-3	2-1	3-2	2-2	1-1	2-6

RECORD WHEN LEADING AFTER

Inn	1	2	3	4	5	6	7	8
W-L	17-3	22-6	29-4	29-2	31-2	31-2	35-0	39-0

RECORD WHEN TRAILING AFTER

Inn	1	2	3	4	5	6	7	8
W-L	7-8	9-12	10-13	8-17	6-18	7-18	5-20	2-21

RECORD WHEN TIED AFTER

Inn	1	2	3	4	5	6	7	8
W-L	20-10	13-3	5-4	7-2	7-1	6-1	4-1	3-0

Home attendance..... 158,284 (37 dates avg = 4277)
 Away attendance 98,503 (27 dates avg = 3648)
 Total attendance256,787 (64 dates avg =4012)

WIN-LOSS SUMMARY

Total	44-21
Conference	17-13
Non-Conf	27-8
Home	30-7
Away	9-14
Neutral	5-0
Day	22-14
Night	22-7
vs Left	12-10
vs Right	32-11
1-Run games	12-2
2-Run games	5-2
5+Run games	16-9
Extra inns	3-0
Shutouts	4-4
Scoring 0-2 runs	1-11
Scoring 3-5 runs	11-7
Scoring 6-9 runs	18-3
Scoring 10+ runs	14-0
Opponent 0-2 runs	19-1
Opponent 3-5 runs	15-8
Opponent 6-9 runs	8-6
Opponent 10+ runs	2-6
Scored in 1st inning	18-5
Scores first	28-7

Opp. scores first	16-14
After 6 leading	31-2
After 6 trailing	7-18
After 6 tied	6-1
After 7 leading	35-0
After 7 trailing	5-20
After 7 tied	4-1
After 8 leading	39-0
After 8 trailing	2-21
After 8 tied	3-0
Hit 0 home runs	14-13
Hit 1 home run	19-7
Hit 2+ home runs	11-1
Opponent 0 home runs	25-6
Opponent 1 home run	16-9
Opponent 2+ HRs	3-6
Made 0 errors	14-3
Made 1 error	13-7
Made 2+ errors	17-11
Opp. made 0 errors	13-13
Opp. made 1 error	17-3
Opp. made 2+ errors	14-5
Out-hit opponent	26-1
Out-hit by opponent	15-17
Hits are tied	3-3

FSU IN NCAA RANKINGS

Team Top 30 Rankings

Base on Balls.....	1st - 379
Hit by Pitch.....	3rd - 96
Strikeouts Per Nine Innings.....	7th - 8.9
Runs.....	11th - 435
Home Runs.....	15th - 59
On-Base Percentage.....	18th - 0.390
Home Runs Per Game.....	24th - 0.91
WL Pct.	28th - 0.677

Individual Top 25 Rankings

Base on Balls.....	DJ Stewart - 1st (69)
	Taylor Walls - 9th (52)
Base on Balls Per Game.....	DJ Stewart - 1st (1.08)
	Taylor Walls - 25th (0.80)
Games Started.....	Boomer Biegalski - 10th (17)
Hit by Pitch.....	John Sansone - 11th (20)
Home Runs.....	DJ Stewart - 18th (15)
On-Base Percentage.....	DJ Stewart - 6th (0.500)
Pitching Appearances.....	Dylan Silva - 14th (36)
Runs.....	DJ Stewart - 22nd (62)
Saves.....	Billy Strode - 11th (14)
Strikeout-to-Walk-Ratio..	Mike Compton - 19th (5.83)
Strikeouts.....	Boomer Biegalski - 9th (120)

FINAL NATIONAL RANKINGS

Publication	FSU
Baseball America.....	15
Collegiate Baseball.....	12
D1Baseball.com.....	14
NCBWA.....	13
Perfect Game.....	13
USA Today/ESPN.....	13



2015 FINAL RESULTS

Date	Opponent	Score	Inns	Overall	ACC	Pitcher of record	Attend	Time
Feb 13, 2015	OAKLAND	W 7-3	9	1-0-0	0-0-0	Holtmann, B. (W 1-0)	4712	2:57
Feb 14, 2015	OAKLAND	W 15-2	9	2-0-0	0-0-0	Biegalski, B (W 1-0)	5431	3:18
Feb 15, 2015	OAKLAND	W 5-1	9	3-0-0	0-0-0	Johnson, C. (W 1-0)	4254	3:01
Feb 18, 2015	at Jacksonville	L 3-5	9	3-1-0	0-0-0	Holtmann, B. (L 1-1)	1878	2:49
Feb 20, 2015	at Georgia	W 7-5	9	4-1-0	0-0-0	Folsom, T. (W 1-0)	1821	3:33
Feb 21, 2015	at Georgia	L 1-4	9	4-2-0	0-0-0	Biegalski, B (L 1-1)	-	2:22
Feb 21, 2015	at Georgia	L 5-10	9	4-3-0	0-0-0	Johnson, C. (L 1-1)	2826	3:33
Feb 24, 2015	JACKSONVILLE	W 10-7	9	5-3-0	0-0-0	Silva, D. (W 1-0)	3669	3:25
Feb 27, 2015	UNC WILMINGTON	W 4-3	9	6-3-0	0-0-0	Byrd, A. (W 1-0)	4155	2:49
Feb 28, 2015	UNC WILMINGTON	W 5-3	9	7-3-0	0-0-0	Silva, D. (W 2-0)	3949	2:53
Mar 01, 2015	UNC WILMINGTON	W 9-8	9	8-3-0	0-0-0	Folsom, T. (W 2-0)	3904	3:53
Mar 03, 2015	USF	W 24-1	9	9-3-0	0-0-0	Carlton, D. (W 1-0)	3944	2:52
Mar 04, 2015	USF	W 7-3	9	10-3-0	0-0-0	Byrd, A. (W 2-0)	3900	2:57
Mar 06, 2015	BOSTON COLLEGE	W 7-0	9	11-3-0	1-0-0	Compton, M. (W 1-0)	3777	2:27
Mar 07, 2015	BOSTON COLLEGE	W 3-2	9	12-3-0	2-0-0	Holtmann, B. (W 2-1)	4448	2:28
Mar 08, 2015	BOSTON COLLEGE	W 8-4	9	13-3-0	3-0-0	Johnson, C. (W 2-1)	4207	2:51
Mar 10, 2015	UCF	W 11-8	9	14-3-0	3-0-0	Byrd, A. (W 3-0)	3980	3:26
Mar 11, 2015	UCF	W 15-11	9	15-3-0	3-0-0	Deise, A. (W 1-0)	3728	3:32
Mar 13, 2015	WAKE FOREST	L 1-4	9	15-4-0	3-1-0	Voyles, E. (L 0-1)	3870	3:18
Mar 14, 2015	WAKE FOREST	W 12-2	9	16-4-0	4-1-0	Biegalski, B (W 2-1)	4286	2:27
Mar 15, 2015	WAKE FOREST	W 9-6	9	17-4-0	5-1-0	Holtmann, B. (W 3-1)	4151	3:05
Mar 17, 2015	at Florida	L 8-14	9	17-5-0	5-1-0	Carlton, D. (L 1-1)	5827	3:55
Mar 20, 2015	at Virginia	L 4-8	9	17-6-0	5-2-0	Silva, D. (L 2-1)	3200	3:08
Mar 21, 2015	at Virginia	W 12-10	9	18-6-0	6-2-0	Silva, D. (W 3-1)	4196	4:09
Mar 22, 2015	at Virginia	W 13-1	9	19-6-0	7-2-0	Johnson, C. (W 3-1)	3994	3:31
Mar 25, 2015	ALABAMA STATE	W 8-7	9	20-6-0	7-2-0	Silva, D. (W 4-1)	4116	3:25
Mar 27, 2015	VIRGINIA TECH	L 3-8	9	20-7-0	7-3-0	Biegalski, B (L 2-2)	4253	3:12
Mar 28, 2015	VIRGINIA TECH	W 19-9	9	21-7-0	8-3-0	Silva, D. (W 5-1)	6348	4:07
Mar 29, 2015	VIRGINIA TECH	W 6-5	9	22-7-0	9-3-0	Strode, B. (W 1-0)	4358	3:22
Mar 31, 2015	vs Florida !	W 8-3	9	23-7-0	9-3-0	Holtmann, B. (W 4-1)	8306	3:05
Apr 02, 2015	at NC State	W 3-2	9	24-7-0	10-3-0	Byrd, A. (W 4-0)	1528	2:40
Apr 03, 2015	at NC State	W 1-0	9	25-7-0	11-3-0	Carlton, D. (W 2-1)	2201	2:19
Apr 04, 2015	at NC State	L 7-11	9	25-8-0	11-4-0	Johnson, C. (L 3-2)	1838	3:40
Apr 07, 2015	FLORIDA GULF COAST	W 5-0	9	26-8-0	11-4-0	Holtmann, B. (W 5-1)	4032	2:14
Apr 08, 2015	FLORIDA GULF COAST	L 0-5	9	26-9-0	11-4-0	Voyles, J. (L 0-1)	3815	3:04
Apr 10, 2015	at Notre Dame	L 2-5	9	26-10-0	11-5-0	Biegalski, B (L 2-3)	522	2:38
Apr 11, 2015	at Notre Dame	L 1-4	9	26-11-0	11-6-0	Carlton, D. (L 2-2)	1109	2:26
Apr 12, 2015	at Notre Dame	L 1-2	9	26-12-0	11-7-0	Compton, M. (L 1-1)	896	2:09
Apr 14, 2015	FLORIDA	W 4-3	(12)	27-12-0	11-7-0	Strode, B. (W 2-0)	6634	4:13
Apr 17, 2015	PITT	W 15-2	9	28-12-0	12-7-0	Biegalski, B (W 3-3)	3986	2:48
Apr 18, 2015	PITT	W 6-5	9	29-12-0	13-7-0	Byrd, A. (W 5-0)	5296	2:42
Apr 18, 2015	PITT	W 10-6	9	30-12-0	14-7-0	Carlton, D. (W 3-2)	5296	3:00
Apr 21, 2015	STETSON	W 6-1	9	31-12-0	14-7-0	Silva, D. (W 6-1)	4079	3:11
Apr 24, 2015	at Miami	W 8-7	(17)	32-12-0	15-7-0	Zirzow, W. (W 1-0)	4189	6:00
Apr 25, 2015	at Miami	W 15-5	9	33-12-0	16-7-0	Compton, M. (W 2-1)	4650	3:04
Apr 26, 2015	at Miami	L 0-12	9	33-13-0	16-8-0	Carlton, D. (L 3-3)	3289	2:54
May 01, 2015	COASTAL CAROLINA	W 16-2	9	34-13-0	16-8-0	Biegalski, B (W 4-3)	3979	3:10
May 02, 2015	COASTAL CAROLINA	W 8-3	9	35-13-0	16-8-0	Compton, M. (W 3-1)	4211	2:40
May 03, 2015	COASTAL CAROLINA	L 2-4	9	35-14-0	16-8-0	Carlton, D. (L 3-4)	3978	2:46
May 05, 2015	at Stetson	W 3-1	9	36-14-0	16-8-0	Holtmann, B. (W 6-1)	1874	2:34
May 08, 2015	at Louisville	W 13-4	9	37-14-0	17-8-0	Biegalski, B (W 5-3)	6138	3:14
May 09, 2015	at Louisville	L 0-7	9	37-15-0	17-9-0	Compton, M. (L 3-2)	3054	2:38
May 10, 2015	at Louisville	L 5-6	9	37-16-0	17-10-0	Byrd, A. (L 5-1)	3302	3:11
May 14, 2015	CLEMSON	L 1-4	9	37-17-0	17-11-0	Biegalski, B (L 5-4)	4082	3:00
May 15, 2015	CLEMSON	L 0-7	9	37-18-0	17-12-0	Compton, M. (L 3-3)	4492	2:49
May 16, 2015	CLEMSON	L 6-9	9	37-19-0	17-13-0	Carlton, D. (L 3-5)	4541	3:26
May 20, 2015	vs Clemson ^	W 3-1	9	38-19-0	17-13-0	Biegalski, B (W 6-4)	3155	2:34
May 21, 2015	vs North Carolina ^	W 8-4	9	39-19-0	17-13-0	Compton, M. (W 4-3)	3291	3:16
May 23, 2015	vs Louisville ^	W 6-0	9	40-19-0	17-13-0	Carlton, D. (W 4-5)	4179	2:50
May 24, 2015	vs NC State ^	W 6-2	9	41-19-0	17-13-0	Biegalski, B (W 7-4)	9759	2:49
May 29, 2015	MERCER #	W 5-4	(10)	42-19-0	17-13-0	Strode, B. (W 3-0)	3824	3:31
May 30, 2015	COL OF CHARLESTON #	W 3-2	9	43-19-0	17-13-0	Silva, D. (W 7-1)	3562	2:34
Jun 01, 2015	COL OF CHARLESTON #	W 8-1	9	44-19-0	17-13-0	Carlton, D. (W 5-5)	3037	3:03
Jun 05, 2015	at Florida \$	L 5-13	9	44-20-0	17-13-0	Biegalski, B (L 7-5)	5709	3:47
Jun 06, 2015	at Florida \$	L 4-11	9	44-21-0	17-13-0	Compton, M. (L 4-4)	5772	3:19

* = conference games; CAPS = home contest; ^ = ACC Tournament (Durham, N.C.)

= NCAA Tallahassee Regional; ! denotes game in Jacksonville, Fla. - Baseball Grounds



2015 BOX SCORES

2015 Florida State Baseball Oakland at #12 Florida State Feb 13, 2015 at Tallahassee, Fla. (Dick Howser Stadium)

Oakland 3 (0-1)

Player	ab	r	h	rbi	bb	so	po	a	lob
Tyler Janish 2b	5	0	0	0	2	2	3	2	
Jake Morton cf	4	1	0	0	2	0	0	0	
Robby Enslin rf	4	1	1	0	1	1	0	0	
Zach Sherry 1b	4	0	1	1	0	1	1	1	
Mike Brosseau ss	4	0	1	1	0	2	2	0	
Spencer Maretette 3b	4	0	0	0	2	1	1	0	
Ian Yetzko c	4	1	3	0	0	1	10	3	0
Brett Impemba dh	3	0	1	1	2	0	0	0	
Trent Drumheller lf	4	0	1	0	0	1	0	2	
Jason Hager p	0	0	0	0	0	0	0	0	
Connor Fannon p	0	0	0	0	0	0	0	0	
Lucas Scoocchia p	0	0	0	0	0	0	0	0	
Alex Mason p	0	0	0	0	0	0	0	0	
Joe Buchalski p	0	0	0	0	0	0	0	0	
Totals	36	3	8	3	11	24	10	7	

Score by Innings	1	2	3	4	5	6	7	8	9	R	H	E
Oakland	2	0	0	0	0	0	0	0	1	3	8	0
Florida State	0	0	0	1	0	2	4	X		7	10	3

E - DeLuizio, B.(1); Sansone, J.(1); Busby, D.(1); DP - Grizzlies 1; LOB - Grizzlies 7; Seminoles 10; 2B - ENSLEN, R.(1); YETSKO, I. 2(2); Stewart, D.(1); Sansone, J.(1); Nieporte, Q.(1); West, G.(1); HR - Delph, J.(1); HBP - Sansone, J., SB - DeLuizio, B.(1); Stewart, D.(1).

Oakland	ip	h	r	er	bb	so	ab	bf	np
Jason Hager	4.0	5	0	0	4	17	18	69	48
Connor Fannon	2.1	2	2	2	2	4	8	10	49
Lucas Scoocchia	1.0	2	3	3	1	4	7	32	
Alex Mason	0.0	1	2	1	0	1	2	6	
Joe Buchalski	0.2	0	0	0	2	1	2	4	17

Win - Holtmann, B. (1-0). Loss - SCOCCHIA, L. (0-1). Save - None.
 WP - SCOCCHIA, L.(1); Silva, D.(1); HBP - by HAGER, J. (Sansone, J.). Pitches/strikes: HAGER, J. 68/46; FANNON, C. 48/27; SCOCCHIA, L. 32/12; MASON, A. 6/2; BUCHALSKI 17/7; Compton, M. 81/60; Holtmann, B. 16/8; Silva, D. 15/11; Vail, D. 26/17.

Umpires - HP: Doug Lee 1B: Dave Bisceglia 3B: Randy Harvey
 Start: 4:02 Time: 2:57 Attendance: 4712
 MASON, A. faced 2 batters in the 8th.

2015 Florida State Baseball Oakland at #12 Florida State Feb 15, 2015 at Tallahassee, Fla. (Dick Howser Stadium)

Oakland 1 (0-3)

Player	ab	r	h	rbi	bb	so	po	a	lob
Tyler Janish 2b	3	0	0	0	1	0	3	5	0
Spencer Maretette 3b	4	0	1	0	0	1	1	3	0
Robby Enslin cf	4	0	1	0	2	6	0	0	
Zach Sherry 1b	3	0	0	0	1	9	0	2	
Mike Brosseau ss	3	1	1	0	1	0	3	0	
Ian Yetzko c	4	0	1	0	1	3	1	2	
Chris Van Dyke dh	2	0	0	0	1	1	0	0	
Andre Sopena pr/dh	1	0	1	0	0	0	0	0	
Tyler Paganof	4	0	1	1	0	1	0	1	
Trent Drumheller lf	3	0	0	0	1	0	0	0	
Jake Morton p	0	0	0	0	0	0	0	2	
Nate Schweers p	0	0	0	0	0	0	0	0	
Tyler Palm p	0	0	0	0	0	0	0	1	
Joe Buchalski p	0	0	0	0	0	0	0	0	
P.J. Piesko p	0	0	0	0	0	0	0	0	
Lucas Scoocchia p	0	0	0	0	0	0	0	0	
Alex Mason p	0	0	0	0	0	0	0	1	
Totals	31	1	6	1	4	7	24	16	7

Score by Innings	1	2	3	4	5	6	7	8	9	R	H	E
Oakland	0	0	0	0	0	0	1	0	0	1	6	0
Florida State	0	1	1	0	1	0	2	X		5	10	1

E - Stewart, D.(1); DP - Grizzlies 1; Seminoles 2; LOB - Grizzlies 7; Seminoles 11; 2B - YETSKO, I.(3); West, G. 2(3); Miller, D.(1); HBP - Sansone, J.; DeLaCalle,D. SB - ENSLEN, R.(1); Stewart, D.(2); Sansone, J.(1); Busby, D.(1); CS - Delph, J.(1); DeLaCalle,D.(1).

Oakland	ip	h	r	er	bb	so	ab	bf	np
Jake Morton	2.2	3	2	2	2	0	11	13	46
Nate Schweers	0.1	1	0	0	0	1	2	8	
Tyler Palm	1.1	0	1	3	0	2	7	32	
Joe Buchalski	1.1	1	0	0	0	5	5	22	
P.J. Piesko	0.1	0	0	0	0	1	1	1	
Lucas Scoocchia	1.2	0	0	0	0	4	4	17	
Alex Mason	1.0	3	2	2	3	1	5	8	29

Win - Johnson, C. (1-0). Loss - MORTON, J. (0-1). Save - None.
 WP - MORTON, J. 3(3); BUCHALSKI(1); SCOCCHIA, L.(2); MASON, A. 2(2); Johnson, C. 2(2); HBP - by PALM, T. (DeLaCalle,D.); by PALM, T. (Sansone, J.). Pitches/strikes: MORTON, J. 46/23; SCHWEERS, N. 8/5; PALM, T. 32/14; BUCHALSKI 22/14; PIESKO, P.J. 1/1; SCOCCHIA, L. 17/10; MASON, A. 29/13; Johnson, C. 75/45; Byrd, A. 29/15; Silva, D. 23/12; Strode, B. 12/7.

Umpires - HP: Randy Harvey 1B: Doug Lee 3B: Dave Bisceglia
 Start: 12:04 Time: 3:01 Attendance: 4254

2015 Florida State Baseball Oakland at #12 Florida State Feb 14, 2015 at Tallahassee, Fla. (Dick Howser Stadium)

Oakland 2 (0-2)

Player	ab	r	h	rbi	bb	so	po	a	lob
Trent Drumheller lf	5	0	0	0	1	4	0	0	
Spencer Maretette 3b	4	1	1	0	0	1	0	2	3
Ben Hart 3b	1	0	1	0	0	0	0	0	
Robby Enslin rf/cf	4	1	2	0	1	2	1	0	
Zach Sherry 1b	5	0	2	1	0	1	3	1	
Mike Brosseau ss	2	0	2	1	0	1	1	0	
Tyler Janish ss	1	0	0	0	0	1	0	0	
Brett Impemba dh	5	0	0	0	3	0	4		
Ian Yetzko c	4	0	1	0	2	7	0	4	
Matt DiLeo c	0	0	0	0	0	3	0	0	
Jake Morton cf	2	0	1	0	0	1	0	0	
Tyler Paganof	1	0	0	0	0	1	0	0	
Andre Sopena 2b	3	0	0	0	1	3	2	1	
Collin Gee p	0	0	0	0	0	0	0	0	
Chris Van Dyke p	0	0	0	0	0	0	0	0	
Luke McCatty p	0	0	0	0	0	0	0	0	
Aaron Deh p	0	0	0	0	0	0	0	0	
Nate Green p	0	0	0	0	0	1	0	0	
Totals	37	2	10	2	24	24	7	13	

Score by Innings	1	2	3	4	5	6	7	8	9	R	H	E
Oakland	1	0	1	0	0	0	0	0	0	2	10	1
Florida State	7	1	5	1	0	0	1	0	X	15	12	2

E - BROSSEAU, M.(1); Owens, J.(1); Walls, T.(1); DP - Seminoles 1; LOB - Grizzlies 13; Seminoles 9; 2B - MARETTETTE(1); STERRY, Z.(1); Delph, J. 2(2); Busby, D. 2(2); Kelly, H.(1); HR - Walls Jr., S.(1); DeLaCalle,D(1); HBP - BROSSEAU, M. 2; MORTON, J., SB - Delph, J.(1); Truluck, H.(1).

Oakland	ip	h	r	er	bb	so	ab	bf	np
Collin Gee	1.0	5	8	2	3	2	9	12	49
Chris Van Dyke	1.0	3	3	3	1	2	6	7	28
Luke McCatty	1.0	1	2	2	3	2	4	7	34
Aaron Deh	3.0	2	1	1	2	0	11	13	42
Nate Green	2.0	1	1	2	3	7	9	42	

Win - Biegalski, B (1-0). Loss - GEE, C. (0-1). Save - None.
 WP - MCCATTY, L.(1); HBP - by Biegalski, B (MORTON, J.); by Biegalski, M.; by Carlton, D. (BROSSEAU, M.). PB - YETSKO, I.(1); Pitches/strikes: GEE, C. 49/26; VAN DYKE, C. 28/18; MCCATTY, L. 34/16; DEHN, A. 42/22; GREEN, N. 42/26; Biegalski, B 98/59; Carlton, D. 36/23; Voyles, J. 13/9; Folsom, T. 23/14.

Umpires - HP: Dave Bisceglia 1B: Randy Harvey 3B: Doug Lee
 Start: 2:04PM Time: 3:18 Attendance: 5431
 GEE, C. faced 1 batter in the 2nd.
 VAN DYKE, C. faced 3 batters in the 3rd.

2015 Florida State Baseball #12 Florida State at Jacksonville Feb 18, 2015 at Jacksonville, Fla. (John Sessions)

Florida State 3 (3-1)

Player	ab	r	h	rbi	bb	so	po	a	lob
Josh Delph rf	4	0	0	1	0	4	1	0	3
Ben DeLuizio cf	4	0	0	0	2	0	0	1	
DJ Stewart lf	3	1	1	0	1	0	0	1	
John Sansone 2b	4	0	0	0	2	0	2	1	
Dylan Busby 3b	2	1	0	0	1	2	0	3	0
Quincy Nieporte dh	3	0	0	1	0	1	0	0	
Darren Miller 1b	4	0	0	0	2	14	0	1	
Nick Graganella pr	0	0	0	0	0	0	0	0	
Taylor Walls ss	1	1	1	0	2	0	3	7	0
Danny De La Calle c	4	0	2	1	0	1	6	2	
Bryant Holtmann p	0	0	0	0	0	0	0	0	
Drew Carlton p	0	0	0	0	0	0	1	0	
Derek Vail p	0	0	0	0	0	0	0	0	
Alec Byrd p	0	0	0	0	0	0	0	0	
Jim Voyles p	0	0	0	0	0	0	0	0	
Totals	29	3	4	3	4	15	24	15	7

Score by Innings	1	2	3	4	5	6	7	8	9	R	H	E
Florida State	0	0	0	1	1	0	0	0	1	3	4	2
Jacksonville	1	0	0	2	1	0	1	0	X	5	6	1

E - Sansone, J.(2); Holtmann, B.(1); Marabell, C.(1); DP - Seminoles 2; LOB - Seminoles 7; Dolphins 6; 2B - Stewart, D.(2); Gibson, C.(1); Dillard, D.(1); Gould, J.J.(1); HBP - Busby, D.; Walls, T., SH - Luther, D.(1); SF - Delph, J.(1); Nieporte, Q.(1).

Florida State	ip	h	r	er	bb	so	ab	bf	np
Bryant Holtmann	3.0	4	3	2	2	1	13	15	63
Drew Carlton	3.0	1	1	0	0	4	10	11	37
Derek Vail	0.0	1	1	2	0	1	3	12	
Alec Byrd	1.0	0	0	0	1	2	3	10	
Jim Voyles	1.0	0	0	0	1	3	12		

Win - Tanner, J. (1-0). Loss - Holtmann, B. (1-1). Save - Disch, N. (1).
 HBP - by Tanner, J. (Walls, T.); by Tanner, J. (Busby, D.); PB - DeLaCalle,D(1); Pitches/strikes: Holtmann, B. 63/34; Carlton, D. 37/27; Vail, D. 12/3; Byrd, A. 12/5; Voyles, J. 10/6; Tanner, J. 76/44; Stockton, S. 31/21; Russell, J. 33/19; Disch, N. 7/4.

Umpires - HP: Shane Livensberger 1B: Arnie Maynor 3B: Art Thigpen
 Start: 4:02 pm Time: 2:49 Attendance: 1878
 Holtmann, B. faced 3 batters in the 4th.
 Vail, D. faced 3 batters in the 7th.



2015 BOX SCORES

2015 Florida State Baseball #12 Florida State at Georgia Feb 20, 2015 at Athens, Ga. (Foley Field)

2015 Florida State Baseball #12 Florida State at Georgia (Game 1) Feb 21, 2015 at Athens, Ga. (Foley Field)

Florida State 7 (4-1)

Georgia 5 (3-1)

Player	ab	r	h	rbi	bb	so	po	a	lob
Josh Delph rf	4	0	0	0	1	2	3	0	0
Taylor Walls ss	4	2	1	0	1	1	3	3	0
DJ Stewart lf	3	2	0	0	2	2	0	0	0
Quincy Nieporte dh	4	1	2	0	2	0	0	0	0
John Sansone 2b	5	1	2	4	0	1	0	1	0
Dylan Busby 3b	2	0	0	0	1	0	0	0	0
Ben DeLuzio cf	2	1	0	0	2	1	0	0	3
Steven Wells, Jr. cf	0	0	0	0	0	0	0	0	0
Darren Miller 1b	4	0	0	0	1	12	0	1	0
Danny De La Calle c	4	0	2	1	0	2	9	4	0
Mike Compton p	0	0	0	0	0	0	1	0	0
Dylan Silva p	0	0	0	0	0	0	1	0	0
Taylor Folsom p	0	0	0	0	0	0	0	0	0
Drew Carlton p	0	0	0	0	0	0	0	0	0
Billy Strode p	0	0	0	0	0	0	0	0	0
Totals	32	7	6	7	7	12	27	10	7

Player	ab	r	h	rbi	bb	so	po	a	lob
Stephen Wrenn cf	5	1	2	2	0	1	1	0	0
Skyler Weber rf	5	0	1	0	0	1	4	0	0
Mike Bell 2b	4	1	2	0	1	2	1	4	0
Jared Walsh 1b	5	0	1	2	0	1	7	0	2
John Sansone 2b	3	1	2	1	2	1	12	0	0
Daniel Nichols dh	4	0	1	0	0	0	0	0	5
Josh Day ph	1	0	0	0	0	0	0	0	0
Trevor Kieboom 3b	3	1	1	0	2	0	1	0	0
DJ Smith pr	0	0	0	0	0	0	0	0	0
Keegan McGovern lf	3	1	1	0	1	0	1	0	0
Mitchell Webb ph	0	0	0	0	0	1	0	0	0
Nick King ss	3	0	0	0	0	2	1	4	4
Brandon Stephens ph	0	0	0	0	0	1	0	0	0
Robert Tyler p	0	0	0	0	0	0	0	0	0
Sean McLaughlin p	0	0	0	0	0	0	0	0	0
Drew Moody p	0	0	0	0	0	0	0	0	0
Totals	36	5	11	5	8	8	27	9	13

Score by Innings

	1	2	3	4	5	6	7	8	9	R	H	E
Florida State	0	0	0	1	1	2	3	0	0	7	6	2
Georgia	0	0	0	1	0	4	0	0	0	5	11	2

E - Delph, J.(1); Busby, D.(2); Tyler 2(2), DP - Seminoles 1; Bulldogs 1. LOB - Seminoles 7; Bulldogs 13. 2B - Sansone, J.(2); Walsh(1); Kieboom(2); McGovern(2); HR - Sansone, J.(1); Bowers(2); HBP - Busby, D. SH - Nieporte, Q.(1); King(1); SB - Wrenn(2).

Florida State	ip	h	r	er	bb	so	ab	bf	np
Mike Compton	4.0	7	1	1	1	5	19	20	78
Dylan Silva	1.2	2	4	4	5	2	6	12	47
Taylor Folsom	0.1	0	0	0	0	1	1	5	
Drew Carlton	2.0	1	0	0	0	7	16		
Billy Strode	1.0	1	0	0	2	1	3	5	22

Georgia	ip	h	r	er	bb	so	ab	bf	np
Robert Tyler	5.1	3	4	2	3	7	19	23	98
Sean McLaughlin	1.1	3	3	3	0	6	10	37	
Drew Moody	2.1	0	0	0	1	5	7	8	33

W - Folsom, T. (1-0). Loss - McLaughlin (0-1). Save - Strode, B. (1). WP - Silva, D.(2); Tyler 2(3), HBP - by McLaughlin (Busby, D.), BK - McLaughlin(1). Pitches/strikes: Compton, M. 78/53; Silva, D. 47/24; Folsom, T. 5/3; Carlton, D. 16/12; Strode, B. 22/10; Tyler 98/58; McLaughlin 37/17; Moody 33/22.

Umpires - HP: Steve Manders 1B: Brandon Henson 2B: Ken Couch 3B: Tony Thompson
Start: 5:07 pm Time: 3:33 Attendance: 1821
Weather: Very Cold
Compton, M. faced 2 batters in the 5th.

2015 Florida State Baseball #12 Florida State at Georgia (Game 2) Feb 21, 2015 at Athens, Ga. (Foley Field)

Florida State 5 (4-3)

Georgia 10 (5-1)

Player	ab	r	h	rbi	bb	so	po	a	lob
Josh Delph rf	4	1	1	0	1	2	1	0	2
Taylor Walls ss	4	2	1	0	1	0	2	1	2
DJ Stewart lf	3	2	2	2	0	2	0	0	0
Quincy Nieporte dh	4	0	0	1	0	3	0	0	0
John Sansone 2b	4	0	2	2	1	2	1	3	0
Ben DeLuzio cf	5	0	0	0	1	4	0	6	0
Darren Miller 1b	2	0	1	0	2	0	6	0	0
Hank Truluck 3b	2	0	0	0	2	1	1	0	0
Dylan Busby 3b	2	0	0	0	0	0	1	0	0
Danny De La Calle c	3	0	0	0	1	2	7	0	0
Cobi Johnson p	0	0	0	0	0	0	1	0	0
Alec Byrd p	0	0	0	0	0	0	0	0	0
Alex Deise p	0	0	0	0	0	0	0	0	0
Jim Voyles p	0	0	0	0	0	0	0	0	0
Taylor Folsom p	0	0	0	0	0	0	0	0	0
Derek Vall p	0	0	0	0	0	0	0	0	0
Ed Voyles p	0	0	0	0	0	0	0	0	0
Totals	33	5	7	5	8	12	24	7	10

Player	ab	r	h	rbi	bb	so	po	a	lob
Stephen Wrenn cf	3	0	2	1	2	0	2	0	0
Skyler Weber rf	4	0	1	2	1	0	5	0	0
Zack Bowers c/1b	5	0	0	0	1	2	12	1	7
Jared Walsh dh/p	3	1	1	0	0	0	0	1	2
Mike Bell 2b	3	2	1	1	2	1	3	0	0
Daniel Nichols 1b	2	0	0	0	0	0	3	0	0
Brandon Stephens ph/c	3	1	1	0	0	0	4	0	3
Trevor Kieboom 3b	5	3	3	1	0	1	0	2	1
Keegan McGovern lf	3	2	3	2	0	0	0	0	0
Nick King ss	5	1	1	0	0	2	0	0	1
David Sosebee p	0	0	0	0	0	0	0	1	0
Drew Moody p	0	0	0	0	0	0	0	0	0
Connor Jones p	0	0	0	0	0	0	0	0	0
Totals	36	10	13	9	7	7	27	8	14

Score by Innings

	1	2	3	4	5	6	7	8	9	R	H	E
Florida State	2	0	0	0	0	3	0	0	0	5	7	3
Georgia	0	1	0	3	3	0	2	1	X	10	13	2

E - Walls, T. 2(3); DeLaCalle D(1); Bell(1); King(1). DP - Seminoles 1. LOB - Seminoles 10; Bulldogs 14. 2B - Stewart, D.(3); Sansone, J.(3); McGovern(3); HR - Stewart, D.(1); Kieboom(1); HBP - Walsh; Bell, SH - Wrenn(1). SF - Nieporte, Q.(2); Weber(3); Walsh(1). SB - Walls, T.(1); Weber(1). CS - Miller, D.(1).

Florida State	ip	h	r	er	bb	so	ab	bf	np
Cobi Johnson	4.0	7	6	5	2	3	19	23	77
Alec Byrd	1.0	3	1	1	1	0	6	7	31
Alex Deise	1.1	2	2	2	1	0	6	8	33
Jim Voyles	0.0	0	0	0	0	1	0	1	5
Taylor Folsom	0.2	0	0	0	0	1	1	3	10
Derek Vall	0.1	2	1	1	1	3	4	13	
Ed Voyles	0.2	0	0	0	1	1	2	5	

Georgia	ip	h	r	er	bb	so	ab	bf	np
David Sosebee	5.0	5	2	2	4	8	19	23	95
Jared Walsh	2.0	1	3	0	2	1	7	10	49
Drew Moody	0.2	0	0	0	1	1	2	3	14
Connor Jones	1.1	1	0	0	1	2	5	6	28

W - Sosebee (2-0). Loss - Johnson, C. (1-1). Save - None.
WP - Walsh(1). HBP - by Johnson, C. (Bell); by Johnson, C. (Walsh), BK - Deise, A.(1). PB - DeLaCalle.D(2). Pitches/strikes: Johnson, C. 77/42; Byrd, A. 31/19; Deise, A. 33/20; Voyles, J. 5/1; Folsom, T. 10/6; Vall, D. 13/7; Voyles, E. 5/4; Sosebee 95/55; Walsh 49/29; Moody 14/7; Jones 28/18.

Umpires - HP: Craig Barron 1B: Doug Vines 2B: Steve Manders 3B: Darion Padgett
Start: 4:30 pm Time: 3:33 Attendance: 2826
Weather: Overcast and still cold

Florida State 1 (4-2)

Georgia 4 (4-1)

Player	ab	r	h	rbi	bb	so	po	a	lob
Josh Delph rf	4	0	0	0	0	1	4	0	1
Taylor Walls ss	4	0	1	0	0	3	1	0	0
DJ Stewart lf	3	0	1	0	0	2	1	0	0
Quincy Nieporte dh	3	0	0	0	1	0	0	2	0
John Sansone 2b	4	0	0	0	0	2	1	0	0
Dylan Busby 3b	4	0	0	0	2	1	5	2	0
Ben DeLuzio cf	4	1	2	0	1	2	0	0	0
Darren Miller 1b	3	0	1	0	1	7	1	1	0
Danny De La Calle c	2	0	0	1	0	1	5	0	0
Boomer Biegalski p	0	0	0	0	0	0	1	0	0
Derek Vall p	0	0	0	0	0	0	0	0	0
Taylor Folsom p	0	0	0	0	0	0	0	0	0
Jim Voyles p	0	0	0	0	0	0	0	0	0
Totals	31	1	5	1	13	24	8	6	

Player	ab	r	h	rbi	bb	so	po	a	lob
Stephen Wrenn cf	3	1	0	0	1	0	4	0	1
Skyler Weber rf	4	1	1	0	0	2	3	0	0
Zack Bowers dh	3	1	1	1	1	1	0	0	0
Jared Walsh 1b	4	1	2	3	0	0	4	0	0
Mike Bell 2b	2	0	0	0	2	0	1	0	0
Keegan McGovern lf	2	0	0	0	1	0	2	0	0
DJ Smith ph/lf	1	0	0	0	0	0	0	0	2
Brandon Stephens c	3	0	1	0	0	0	13	0	0
Mitchell Webb 3b	3	0	0	0	1	0	3	0	0
Nick King ss	2	0	0	0	0	1	0	1	2
Ryan Lawlor p	0	0	0	0	0	0	0	1	0
Bo Tucker p	0	0	0	0	0	0	0	0	0
Jared Cheek p	0	0	0	0	0	0	0	0	0
Totals	27	4	5	4	5	5	27	5	5

Score by Innings

	1	2	3	4	5	6	7	8	9	R	H	E
Florida State	0	0	0	0	1	0	0	0	0	1	5	1
Georgia	0	0	0	3	0	0	0	1	X	4	5	0

E - Folsom, T.(1). DP - Seminoles 1. LOB - Seminoles 6; Bulldogs 5. 2B - Miller, D.(2); Bowers(2); Walsh(2). HR - Walsh(1). HBP - Stewart, D. SH - King(2). SF - DeLaCalle.D(1).

Florida State	ip	h	r	er	bb	so	ab	bf	np
Boomer Biegalski	7.0	4	3	3	2	4	24	27	97
Derek Vall	0.0	0	1	1	1	0	0	1	5
Taylor Folsom	0.1	1	0	0	2	1	2	4	16
Jim Voyles	0.2	0	0	0	0	1	1	4	

Georgia	ip	h	r	er	bb	so	ab	bf	np
Ryan Lawlor	6.0	4	1	1	1	10	21	24	99
Bo Tucker	2.0	1	0	0	0	2	7	7	25
Jared Cheek	1.0	0							



2015 BOX SCORES

2015 Florida State Baseball
UNC Wilmington at #16 Florida State
Feb 27, 2015 at Tallahassee, Fla. (Dick Howser Stadium)

UNC Wilmington 3 (6-1)											Florida State 4 (6-3)										
Player	ab	r	h	rbi	bb	so	po	a	lob	Player	ab	r	h	rbi	bb	so	po	a	lob		
Linkous, Steven lf	5	1	0	0	0	1	5	0	2	Taylor Walls ss	3	1	0	0	2	0	2	2	0		
Shields, Zach rf	3	0	0	0	1	2	2	0	3	Darren Miller 1b	3	1	1	0	1	1	2	1	1		
Golden, Casey cf	4	0	0	0	3	1	0	0	0	DJ Stewart lf	2	2	1	1	2	1	3	0	0		
Stupienski, Gavin c	4	1	2	1	0	0	9	0	0	Gage West dh	4	0	0	0	2	0	0	2	2		
Dick, Corey 1b	4	1	2	1	0	2	6	0	2	John Sansone 2b	3	0	0	0	1	0	0	0	0		
Bertone, Joe dh	2	0	1	1	0	1	0	0	0	Dylan Busby 3b	1	0	1	2	2	0	1	0	0		
Dunlap, Luke ph	1	0	0	0	1	0	0	0	0	Ben DeLuzio cf	4	0	0	0	2	1	0	4	4		
Connelly, Terence 3b	3	0	2	1	0	0	0	0	0	Josh Delph rf	3	0	0	1	2	1	1	1	0		
Canada, Zach pr	0	0	0	0	0	0	0	0	0	Danny De La Calle c	4	0	0	0	0	1	16	1	2		
McDowell, Kennard ss	3	0	0	0	3	0	1	0	0	Mike Compton p	0	0	0	0	0	0	1	1	0		
Stack, Daniel ph	0	0	0	0	1	0	0	0	0	Alec Byrd p	0	0	0	0	0	0	0	0	0		
Thorburn, Robbie 2b	2	0	0	0	1	2	1	3	0	Billy Strode p	0	0	0	0	0	0	0	0	0		
Carroll, Justin ph	1	0	0	0	0	1	0	0	0	Totals	27	4	3	3	9	9	27	6	9		
Monroe, Nick p	0	0	0	0	0	0	1	0	0												
Magestro, Austin p	0	0	0	0	0	0	2	0	0												
Totals	32	3	7	3	3	16	24	7	7												

Score by Innings

	1	2	3	4	5	6	7	8	9	R	H	E
UNC Wilmington	0	2	1	0	0	0	0	0	0	3	7	2
Florida State	2	1	0	0	0	0	1	0	X	4	3	2

E - Connelly(3); McDowell(3); Walls, T.(5); Sansone, J.(3); DP - Seahawks 1; LOB - Seahawks 7; Seminoles 9; 2B - Dick(3); Miller, D.(4); HR - Stewart, D.(2); HBP - Busby, D.; SH - Connelly(1); SF - Bertone(1); SB - Connelly(1); Busby, D. 2(3).

UNC Wilmington											Florida State										
lg	h	r	er	bb	so	ab	bf	np	lg	h	r	er	bb	so	ab	bf	np				
Foster, Ryan	5	0	4	2	2	4	6	20	24	32	Boomer Biegalski	6	2	4	3	2	7	23	27	93	
Roberson, Josh	2	0	0	0	3	2	6	9	99		Dylan Silva	1	1	1	0	1	2	5	7	28	
Ramsey, Jordan	1	0	3	3	1	0	1	6	7	27	Billy Strode	1	0	0	0	0	3	3	3	13	

Win - Byrd, A. (1-0). Loss - Magestro (1-1). Save - Strode, B. (3).
 WP - Monroe(2); Magestro(1); HBP - by Magestro (Busby, D.); BK - Monroe(1); Magestro(1); Pitches/strikes: Monroe 105/54; Magestro 49/33; Compton, M. 80/47; Byrd, A. 48/37; Strode, B. 22/13.

Umpires - HP: Bruce Ravan 1B: Mark Humphreys 3B: Doug Lee
 Start: 4:01 Time: 2:49 Attendance: 4155

2015 Florida State Baseball
UNC Wilmington at #16 Florida State
Mar 01, 2015 at Tallahassee, Fla. (Dick Howser Stadium)

UNC Wilmington 8 (6-3)											Florida State 9 (8-3)										
Player	ab	r	h	rbi	bb	so	po	a	lob	Player	ab	r	h	rbi	bb	so	po	a	lob		
Linkous, Steven lf	2	0	0	0	0	2	1	0	1	Taylor Walls ss	4	0	3	1	1	0	0	5	0		
Carroll, Justin ph/rf	3	0	0	0	0	4	0	0	0	Darren Miller 1b	3	1	1	2	1	1	11	0	1		
Connelly, Terence 3b	4	0	1	0	0	1	2	1	1	DJ Stewart lf	5	1	1	2	0	4	0	0	3		
Golden, Casey cf	5	0	0	0	2	0	0	1	0	John Sansone 2b	1	1	0	0	4	0	2	3	0		
Stupienski, Gavin 1b	5	4	4	1	0	0	4	0	1	Dylan Busby 3b	0	0	0	0	1	0	0	0	0		
Dick, Corey dh	4	2	2	0	1	0	0	0	0	Hank Truluck 3b	4	1	1	0	0	1	1	3	3		
Shields, Zach pr	0	0	0	0	0	0	0	0	0	Gage West dh	3	2	3	2	0	0	0	0	0		
Dunlap, Luke r/f	5	1	2	3	0	0	2	0	0	Nick Graganella pr/dh	0	0	0	0	0	0	0	0	0		
Gaffney, Chris c	4	1	1	1	1	1	8	2	0	Josh Delph rf	2	1	2	0	1	0	0	0	0		
Thorburn, Robbie 2b	2	0	0	0	0	2	1	0	1	Quincy Nieporte ph	1	0	0	0	0	0	0	0	0		
Mims, Brian ph/2b	3	0	0	0	2	0	1	2	0	Steven Wells, Jr. rf	0	0	0	0	0	0	0	0	0		
McDowell, Kennard ss	4	2	1	0	1	3	3	2	0	Ben DeLuzio cf	5	0	0	1	0	1	3	0	3		
Phillips, Evan p	0	0	0	0	0	0	0	0	0	Danny De La Calle c	4	2	0	1	0	1	10	1	1		
Gantz, Cory p	0	0	0	0	0	0	0	0	0	Cobi Johnson p	0	0	0	0	0	0	0	0	0		
Barnes, Whitman p	0	0	0	0	0	0	0	0	0	Taylor Folsom p	0	0	0	0	0	0	0	1	0		
Crump, Justin p	0	0	0	0	0	0	0	0	0	Bryant Holtmann p	0	0	0	0	0	0	0	0	0		
Shepley, William p	0	0	0	0	0	0	0	0	0	Billy Strode p	0	0	0	0	0	0	0	0	0		
Totals	41	8	12	6	2	11	24	8	9	Totals	32	9	11	6	11	8	27	13	12		

Score by Innings

	1	2	3	4	5	6	7	8	9	R	H	E
UNC Wilmington	0	3	3	0	1	0	0	0	1	8	12	2
Florida State	2	0	5	2	0	0	0	0	X	9	11	5

E - Linkous(2); Shepley; Walls, T.(6); Miller, D.(1); Truluck, H. 2(2); DeLaCalle,D(2); LOB - Seahawks 9;
 Seminoles 12; 2B - Dick(4); Dunlap(1); McDowell(2); Walls, T.(2); Miller, D.(5); Truluck, H.(1); HR - Stupienski(1); Stewart, D.(3); HBP - Delph, J.; SH - Connelly(2); SF - DeLaCalle,D(2); CS - Sansone, J. 2(2).

UNC Wilmington											Florida State										
lg	h	r	er	bb	so	ab	bf	np	lg	h	r	er	bb	so	ab	bf	np				
Phillips, Evan	2	0	4	5	5	3	9	15	63	Cobi Johnson	2	2	6	6	2	6	14	16	82		
Gantz, Cory	0	1	2	1	1	0	2	4	26	Taylor Folsom	2	0	2	1	0	1	9	9	33		
Barnes, Whitman	1	0	2	2	2	1	5	7	26	Bryant Holtmann	3	2	3	1	0	2	15	16	49		
Crump, Justin	3	2	3	0	0	3	4	12	15	Billy Strode	0	2	1	0	0	0	2	3	12		
Shepley, William	1	0	1	0	0	0	0	4	13												

Win - Folsom, T. (2-0). Loss - Gantz (1-1). Save - Strode, B. (5).
 WP - Phillips(3); Crump 3(3); Johnson, C.(3); Folsom, T.(1); HBP - by Phillips (Delph, J.); Pitches/strikes: Phillips 63/29; Gantz 26/17; Barnes 26/12; Crump 72/40; Shepley 13/7; Johnson, C. 82/46; Folsom, T. 33/23; Holtmann, B. 49/33; Strode, B. 12/9.

Umpires - HP: Doug Lee 1B: Bruce Ravan 3B: Mark Humphreys
 Start: 1:01 Time: 3:53 Attendance: 3904
 Phillips faced 3 batters in the 3rd.

2015 Florida State Baseball
UNC Wilmington at #16 Florida State
Feb 28, 2015 at Tallahassee, Fla. (Dick Howser Stadium)

UNC Wilmington 3 (6-2)											Florida State 5 (7-3)										
Player	ab	r	h	rbi	bb	so	po	a	lob	Player	ab	r	h	rbi	bb	so	po	a	lob		
Linkous, Steven lf	5	1	1	0	0	3	1	0	1	Taylor Walls ss	4	0	0	0	1	1	2	3	2		
Shields, Zach rf	3	0	0	0	1	1	0	1	0	Darren Miller 1b	3	1	1	0	2	9	1	2			
Golden, Casey cf	3	0	1	0	1	0	0	0	0	DJ Stewart lf	3	0	0	0	2	1	2	0	0		
Stupienski, Gavin c	2	0	0	0	1	0	7	2	0	John Sansone 2b	5	1	2	2	0	1	0	2	1		
Dick, Corey 1b	4	0	0	0	2	13	0	0	0	Dylan Busby 3b	4	0	0	0	1	0	2	4	1		
Bertone, Joe dh	3	0	0	0	2	0	0	2	0	Quincy Nieporte dh	3	0	0	0	1	0	0	0	0		
Dunlap, Luke ph	0	0	0	0	1	0	0	0	0	Josh Delph rf	3	1	1	0	1	0	0	0	0		
Connelly, Terence 3b	4	2	2	0	0	0	7	3	0	Ben DeLuzio cf	3	1	2	0	1	1	2	0	0		
McDowell, Kennard ss	2	0	0	0	0	0	1	0	0	Danny De La Calle c	3	0	0	0	0	1	9	1	1		
Stack, Daniel ph/c	1	0	0	0	1	0	0	0	0	Gage West ph/c	1	1	1	1	0	0	3	0	0		
Thorburn, Robbie 2b	3	0	1	1	0	2	2	2	0	Boomer Biegalski p	0	0	0	0	0	0	0	1	0		
Mims, Brian ph	1	0	0	0	1	0	0	0	0	Dylan Silva p	0	0	0	0	0	0	0	0	0		
Foster, Ryan p	0	0	0	0	0	0	2	0	0	Billy Strode p	0	0	0	0	0	0	0	0	0		
Roberson, Josh p	0	0	0	0	0	0	0	0	0	Totals	32	5	7	3	7	9	27	10	11		
Ramsey, Jordan p	0	0	0	0	0	0	0	0	0												
Totals	31	3	5	1	3	12	24	7	7												

Score by Innings

	1	2	3	4	5	6	7	8	9	R	H	E
UNC Wilmington	1	1	0	0	0	0	1	0	0	3	5	2
Florida State	0	0	0	0	2	0	0	3	X	5	7	2

E - Stupienski(1); McDowell(4); Sansone, J.(4); Silva, D.(1); LOB - Seahawks 7; Seminoles 11; 2B - Connelly 2(3); HR - Sansone, J.(2); HBP - Delph, J.; SH - Shields(4); Stupienski(1); McDowell(3); SB - DeLuzio, B.(3).

UNC Wilmington											Florida State										
lg	h	r	er	bb	so	ab	bf	np	lg	h	r	er	bb	so	ab	bf	np				
Foster, Ryan	5	0	4	2	2	4	6	20	24	32	Boomer Biegalski	6	2	4	3	2	7	23	27	93	
Roberson, Josh	2	0	0	0	3	2	6	9	99	Dylan Silva	1	1	1	0	1	2	5	7	28		
Ramsey, Jordan	1	0	3	3	1	0	1	6	7	27	Billy Strode	1	0	0	0	0	3	3	3	13	

Win - Silva, D. (2-0). Loss - Ramsey, Jo. (0-1). Save - Strode, B. (4).
 WP - Biegalski, B.(1); HBP - by Ramsey, Jo. (Delph, J.); FB - Stupienski(2); Pitches/strikes: Foster 92/52; Roberson 39/20; Ramsey, Jo. 27/17; Biegalski, B. 93/60; Silva, D. 28/15; Strode, B. 13/9.

Umpires - HP: Mark Humphreys 1B: Doug Lee 3B: Bruce Ravan
 Start: 3:00 PM Time: 2:53 Attendance: 3949

2015 Florida State Baseball
USF at #19 Florida State
Mar 03, 2015 at Tallahassee, Fla. (Dick Howser Stadium)

USF 1 (6-5-1)											Florida State 24 (9-3)										



2015 BOX SCORES

2015 Florida State Baseball
USF at #19 Florida State
Mar 04, 2015 at Tallahassee, Fla. (Dick Howser Stadium)

USF 3 (6-6-1)

Player	ab	r	h	rbi	bb	so	po	a	lob
MERRELL, Kevin lf	4	1	1	0	1	0	1	0	0
TEAF, Kyle ss	4	0	2	1	2	0	2	0	0
BORDERS, Luke dh	4	0	0	2	1	1	0	0	0
BORDERS, Levi c	4	0	1	0	2	6	1	0	0
LUECK, Austin cf	5	0	1	0	0	1	1	0	5
MACGLICH, Luke lf	4	0	1	0	0	1	1	0	4
GILCREASE, Zac 3b	4	1	0	0	1	3	2	1	0
PUTNAM, Buddy 1b	3	0	0	0	0	1	8	1	0
LEAL, Andres 2b	2	1	0	0	1	0	3	2	1
PORTALES, Daniel ph	1	0	0	0	0	0	0	0	0
ALFONSO, Nik 2b	0	0	0	0	0	0	0	0	0
VALDES, Ryan p	0	0	0	0	0	0	1	0	0
EVELD, Tommy p	0	0	0	0	0	0	0	0	0
FARLEY, Michael p	0	0	0	0	0	0	0	0	0
STRITTMATTER, Jordan p	0	0	0	0	0	0	0	0	0
PETERSON, Tommy p	0	0	0	0	0	0	1	0	0
Totals	35	3	6	3	5	9	24	9	11

Score by Innings

	1	2	3	4	5	6	7	8	9	R	H	E
USF	1	2	0	0	0	0	0	0	0	3	6	1
Florida State	0	0	1	0	1	4	0	1	X	7	8	2

E - TEAF(9); WALLS, T.(7); SANSONE, J.(5); DP - BULLS 4; LOB - BULLS 11; SEMINOLES 9; 2B - DeLaCalle,D(2); HR - DeLaCalle,D(2); HBP - PUTNAM; STEWART, D.; WEST, G.; DeLaCalle,D. SF - DeLuzio, B.(1); SB - GILCREASE(1).

USF	ip	h	r	er	bb	so	ab	bf	np
VALDES, Ryan	5.0	5	2	2	3	3	18	21	75
EVELD, Tommy	0.0	0	3	3	2	0	0	3	12
FARLEY, Michael	1.0	1	1	1	2	2	3	7	35
STRITTMATTER, Jordan	1.0	0	0	0	0	2	3	3	11
PETERSON, Tommy	1.0	2	1	0	0	1	5	6	17

Win - BYRD, A. (2-0). Loss - EVELD (0-1). Save - FOLSON, T. (1).
 WP - VALDES(1); HBP - by BYRD, A. (PUTNAM); by EVELD (West, G.); by FARLEY (DeLaCalle,D); by PETERSON (Stewart, D.); BK - VALDES(1); PB - BORDERS, Le(4); Pitches/strikes: VALDES 78/47; EVELD 12/3; FARLEY 35/20; STRITTMATTER 11/7; PETERSON 17/11; VOYLES, J. 50/26; BYRD, A. 86/56; FOLSON, T. 34/20.

Umpires - HP: Nate Starr 1B: Bruce Ravan 3B: Joey Weaver
 Start: 4:02 pm Time: 2:57 Attendance: 3900
 EVELD faced 3 batters in the 6th.

2015 Florida State Baseball
Boston College at #19 Florida State
Mar 07, 2015 at Tallahassee, Fla. (Dick Howser Stadium)

Boston College 2 (5-8-0-2 ACC)

Player	ab	r	h	rbi	bb	so	po	a	lob
Jake Palomaki dh	3	1	1	0	1	1	0	0	0
Blake Butera 2b	3	0	0	0	1	0	1	3	0
Chris Shaw rf	4	1	1	2	0	2	0	0	2
Michael Strem 1b	4	0	0	0	1	10	0	0	0
Joe Cronin 3b	4	0	0	0	1	0	2	0	0
Donovan Casey lf/cf	4	0	1	0	0	2	2	0	0
Gabriel Hernandez cf	3	0	0	0	0	1	0	0	0
Logan Hoggarth lf	0	0	0	0	0	0	0	0	0
Nick Sciortino c	3	0	0	0	0	2	10	2	2
Johnny Adams ss	3	0	0	0	0	0	1	2	0
John Gorman p	0	0	0	0	0	0	0	1	0
Mike King p	0	0	0	0	0	0	0	0	0
Totals	31	2	3	2	2	10	24	10	4

Score by Innings

	1	2	3	4	5	6	7	8	9	R	H	E
Boston College	2	0	0	0	0	0	0	0	0	2	3	1
Florida State	0	0	0	0	0	0	0	3	X	3	3	1

E - KING, M(1); BUSBY, D.(3); DP - EAGLES 1; LOB - EAGLES 4; SEMINOLES 6; 2B - BUSBY, D.(5); DeLaCalle,D(4); HR - SHAW, C(4); HBP - STEWART, D.; WEST, G.

Boston College	ip	h	r	er	bb	so	ab	bf	np
John Gorman	7.1	2	2	2	3	10	23	27	119
Mike King	0.2	1	1	1	2	2	3	6	30

Win - HOLTSMANN, B. (2-1). Loss - KING, M (0-1). Save - STRODE, B. (6).
 WP - KING, M(2); BIEGALSKI, B(2); HBP - by GORMAN, J (STEWART, D.); by KING, M (WEST, G.); PB - Sciortino, N(3).
 Pitches/strikes: Gorman, J 119/69; King, M 30/14; Biegalski, B 11/11; Holtsmann, B. 13/6; Strode, B. 13/8.

Umpires - HP: Bryant Woodall 1B: Michael Parnell 3B: Tony Walsh
 Start: 6:00 Time: 2:28 Attendance: 4448

2015 Florida State Baseball
Boston College at #19 Florida State
Mar 06, 2015 at Tallahassee, Fla. (Dick Howser Stadium)

Boston College 0 (5-7-0-1 ACC)

Player	ab	r	h	rbi	bb	so	po	a	lob
Gabriel Hernandez cf	4	0	0	0	0	3	3	0	0
Blake Butera 2b	4	0	1	0	0	0	2	0	0
Joe Cronin 3b	4	0	0	0	1	0	0	2	0
Chris Shaw rf	2	0	0	0	1	1	1	0	0
Michael Strem 1b	3	0	0	0	0	1	4	1	0
Logan Hoggarth lf	3	0	0	0	1	1	0	0	0
Jake Palomaki dh	3	0	0	0	0	0	0	1	0
Nick Sciortino c	3	0	1	0	0	0	13	0	0
Johnny Adams ss	3	0	0	0	0	0	1	0	0
Jeff Burke p	0	0	0	0	0	0	0	0	0
Jesse Adams p	0	0	0	0	0	0	1	0	0
Totals	29	0	2	0	1	7	24	3	3

Score by Innings

	1	2	3	4	5	6	7	8	9	R	H	E
Boston College	0	0	0	0	0	0	0	0	0	0	2	1
Florida State	0	0	2	0	4	1	0	0	X	7	6	1

E - Hernandez, G(2); Truluck, H.(3); DP - Seminoles 1; LOB - Eagles 3; Seminoles 6; 2B - Walls, T.(3); Busby, D.(4); DeLuzio, B.(2); DeLaCalle,D(3); HBP - West, G..

Boston College	ip	h	r	er	bb	so	ab	bf	np
Jeff Burke	4.2	3	4	3	2	5	18	21	86
Jesse Adams	3.1	3	3	3	2	8	14	16	80

Win - COMPTON, M. (1-0). Loss - BURKE, J. (0-3). Save - None.
 WP - Adams, J(4); HBP - by BURKE, J (West, G.); Pitches/strikes: Burke, J 86/55; Adams, J 80/47; Compton, M. 113/71.

Umpires - HP: Tony Walsh 1B: Bryant Woodall 3B: Michael Parnell
 Start: 6:03 Time: 2:27 Attendance: 3777

2015 Florida State Baseball
Boston College at #19 Florida State
Mar 08, 2015 at Tallahassee, Fla. (Dick Howser Stadium)

Boston College 4 (5-9-0-3 ACC)

Player	ab	r	h	rbi	bb	so	po	a	lob
Jake Palomaki 3b	3	0	0	0	2	1	0	3	1
Blake Butera 2b	4	0	0	0	0	1	3	2	2
Chris Shaw rf	4	1	1	0	0	1	2	0	0
Michael Strem cf	4	0	2	0	0	0	3	0	1
Joe Cronin 1b	3	1	1	1	1	1	1	0	0
Donovan Casey lf	4	2	2	1	0	0	2	0	2
Logan Hoggarth dh	4	0	2	0	0	1	0	0	0
Stephen Sauter c	4	0	2	1	0	2	4	1	0
Johnny Adams ss	3	0	0	0	0	1	2	4	0
Nick Colucci ph	1	0	0	0	0	0	0	0	0
Justin Dunn p	0	0	0	0	0	0	0	1	0
Luke Fernandes p	0	0	0	0	0	0	1	0	0
Nick Poore p	0	0	0	0	0	0	0	0	0
John Nicklas p	0	0	0	0	0	0	1	0	0
Totals	34	4	10	4	3	8	24	13	6

Score by Innings

	1	2	3	4	5	6	7	8	9	R	H	E
Boston College	0	2	0	0	0	1	0	0	1	4	10	0
Florida State	0	0	0	4	4	0	0	0	X	8	7	0

DP - Eagles 2; Seminoles 3; LOB - Eagles 6; Seminoles 4; 2B - Cronin, J(3); Casey, D(2); Sansone, J.(4); DeLuzio, B.(3); HR - Busby, D.(2); SB - DeLuzio, B.(4).

Boston College	ip	h	r	er	bb	so	ab	bf	np
Justin Dunn	4.1	4	6	5	6	5	15	21	92
Luke Fernandes	0.2	3	2	2	0	0	5	5	19
Nick Poore	2.0	0	0	0	1	0	5	6	25
John Nicklas	1.0	0	0	0	1	0	3	4	11

Win - JOHNSON, C. (2-1). Loss - DUNN, J. (2-1). Save - None.
 WP - VAIL, D.(1); BK - JOHNSON, C.(1); PB - SAUTER, S(3); Pitches/strikes: Dunn, J 92/47; Fernandes, L 19/12; Poore, N 25/15; Nicklas, J 11/7; Johnson, C. 97/62; Silva, D. 28/15; Vail, D. 27/19.

Umpires - HP: Michael Parnell 1B: Tony Walsh 3B: Bryant Woodall
 Start: 1:03 PM Time: 2:51 Attendance: 4207
 Fernandes, L faced 1 batter in the 6th.



2015 BOX SCORES

2015 Florida State Baseball #10 UCF at #18 Florida State Mar 10, 2015 at Tallahassee, Fla. (Dick Howser Stadium)

UCF 8 (14-3)

Player	ab	r	h	bb	so	po	a	lob
MOORE, Dylan ss	5	0	3	0	1	2	2	0
SALBERG, Derrick cf	5	0	2	3	0	1	1	0
BARBER, Erik rf	5	1	1	0	0	1	0	0
WILLIAMS, Tommy 3b	3	1	1	0	2	1	0	1
MARSH, Kyle p/dh	5	1	2	1	0	1	0	2
VASQUEZ, James 1b	5	0	1	1	0	0	6	1
SAVINON, Jordan c	3	2	2	1	1	9	2	1
MOSER, Josh pf	0	0	0	0	0	0	0	0
WOODS, JoMarcos lf	5	1	2	0	2	4	0	3
GELLINGER, Kam 2b	3	2	2	0	0	2	2	0
DIORIO, Matt ph	1	0	0	0	0	0	0	0
MORGAN, Brooks 2b	0	0	0	0	0	0	0	0
THOMAS, Parker p	0	0	0	0	0	0	2	0
DAVIS, Spencer p	0	0	0	0	0	0	0	0
Totals	40	8	15	8	3	8	24	10

Score by Innings

	1	2	3	4	5	6	7	8	9	R	H	E
UCF	0	0	1	1	2	1	1	1	1	8	15	2
Florida State	3	2	2	1	3	0	0	0	X	11	13	0

E - MOORE, D.(1); GELLINGER, K.(3); DP - Seminoles 1; LOB - Knights 9; Seminoles 10; 2B - BARBER, E.(2); MARSH, K.(7); VASQUEZ, J.(3); GELLINGER, K.(2); Busty, D. 2(7); HR - WOODS, J.(1); Sansone, J.(4); HBP - SAVINON, J.; THOMAS, P. 30/17; DAVIS, S. 76/46; Byrd, A. 72/50; Silva, D. 58/37; Folsom, T. 22/13; Vail, D. 27/18; Strode, B. 13/8.

UCF	ip	h	r	er	bb	so	ab	bf	np
MARSH, Kyle	2.0	4	5	3	3	11	15	54	
THOMAS, Parker	1.1	4	3	3	1	0	7	30	
DAVIS, Spencer	4.2	5	3	3	3	6	17	76	

Florida State	ip	h	r	er	bb	so	ab	bf	np
Alec Byrd	4.0	6	3	3	1	18	19	72	
Dylan Silva	2.1	5	3	1	5	12	13	58	
Taylor Folsom	1.2	2	1	1	0	5	6	22	
Derek Vail	0.2	2	1	1	0	0	4	27	
Billy Strode	0.1	0	0	0	1	1	2	13	

Win - Byrd, A. (3-0). Loss - MARSH, K. (0-1). Save - Strode, B. (7).

WP - Byrd, A.(1); HBP - by MARSH, K. (Sansone, J.); by Folsom, T. (SAVINON, J.); Pitches/strikes: MARSH, K. 54/35; THOMAS, P. 30/17; DAVIS, S. 76/46; Byrd, A. 72/50; Silva, D. 58/37; Folsom, T. 22/13; Vail, D. 27/18; Strode, B. 13/8.

Umpires - HP: Doug Lee 1B: Mark Humphreys 3B: Bruce Ravan

Start: 6:04 PM Time: 3:26 Attendance: 3980

Byrd, A. faced 2 batters in the 5th.

2015 Florida State Baseball Wake Forest at #18 Florida State Mar 13, 2015 at Tallahassee, Fla. (Dick Howser Stadium)

Wake Forest 4 (13-6,3-1 ACC)

Player	ab	r	h	bb	so	po	a	lob
Kevin Conway cf	3	0	0	0	1	3	0	3
Joey Rodriguez cf	1	0	0	0	1	1	0	0
Jonathan Pryor lf	5	0	3	0	1	1	0	3
Nate Mondou 2b	5	2	2	0	0	1	3	0
Will Craig 1b	5	1	1	0	2	6	1	2
Ben Breazeale c	4	1	1	1	0	11	0	0
Stuart Fairchild rf	5	0	2	0	1	2	0	1
Justin Yurchak dh	4	0	2	1	0	1	0	0
Joe Napolitano 3b	3	0	1	1	0	2	1	0
Bruce Steel ss	3	0	0	0	2	1	2	2
Matt Piro p	0	0	0	0	0	0	0	0
Parker Dunshee p	0	0	0	0	0	1	0	0
Totals	38	4	12	4	2	11	27	7

Score by Innings

	1	2	3	4	5	6	7	8	9	R	H	E
Wake Forest	0	1	2	0	0	1	0	0	0	4	12	0
Florida State	0	0	0	0	1	0	0	0	0	1	4	1

E - Nieporte, Q.(2); DP - Demon Deacs 1; Seminoles 1; LOB - Demon Deacs 11; Seminoles 12; 2B - Mondou, N. 2(8); Craig, W.(10); HBP - Conway, K.; Marconcini, C.; Busty, D. SF - Napolitano, J.(2); SB - Pryor, J. 3(5); Mondou, N.(4); Breazeale, B.(1); Fairchild, S(8); Yurchak, J.(2); Walls, T.(3).

Wake Forest	ip	h	r	er	bb	so	ab	bf	np
Matt Piro	5.2	2	1	1	3	4	18	23	97
Parker Dunshee	3.1	2	0	0	5	7	12	89	

Florida State	ip	h	r	er	bb	so	ab	bf	np
Ed Voyles	1.2	3	1	0	0	2	9	10	43
Taylor Folsom	1.0	3	2	2	1	2	5	7	25
Jim Voyles	3.0	5	1	1	1	3	14	15	50
Will Zirzow	3.1	1	0	0	0	4	10	34	

Win - Piro, M. (5-0). Loss - Voyles, E. (0-1). Save - Dunshee, P. (1).

WP - Piro, M.(2); HBP - by Voyles, E. (Conway, K.); by Piro, M. (Marconcini, C.); by Piro, M. (Busty, D.). Pitches/strikes: Piro, M. 97/54; Dunshee, P. 89/53; Voyles, E. 43/27; Folsom, T. 25/15; Voyles, J. 50/32; Zirzow, W. 34/23.

Umpires - HP: Reid Churchill 1B: AJ Lostaglio 3B: Danny Everett

Start: 6:01 PM Time: 3:18 Attendance: 3870

2015 Florida State Baseball #10 UCF at #18 Florida State Mar 11, 2015 at Tallahassee, Fla. (Dick Howser Stadium)

UCF 11 (14-4)

Player	ab	r	h	bb	so	po	a	lob
MOORE, Dylan ss	5	1	2	2	0	2	1	1
SALBERG, Derrick cf	5	0	0	1	0	2	0	0
WILLIAMS, Tommy 3b	4	1	1	0	1	2	1	0
MARSH, Kyle 2b	4	0	1	0	1	0	0	1
DIORIO, Matt dh	4	1	0	0	1	2	0	0
BARBER, Erik rf	4	1	1	0	1	2	0	2
VASQUEZ, James 1b	4	2	2	0	0	4	2	2
HEISER, Logan c	5	3	4	5	0	1	7	1
WOODS, JoMarcos lf	4	2	1	0	1	4	1	1
HUKARI, Harrison p	0	0	0	0	0	0	0	0
RODGERS, Zach p	0	0	0	0	0	0	0	0
THOMPSON, Trent p	0	0	0	0	0	0	0	0
OLSON, Tanner p	0	0	0	0	0	0	0	0
FAINTICH, Drew p	0	0	0	0	0	1	0	0
ROWLEY, Brad p	0	0	0	0	0	0	1	0
Totals	39	11	12	10	3	8	24	8

Score by Innings

	1	2	3	4	5	6	7	8	9	R	H	E
UCF	0	3	0	5	2	0	1	0	0	11	12	1
Florida State	0	3	4	0	1	0	7	0	X	15	12	2

E - MOORE, D.(2); Nieporte, Q.(1); West, G.(1); DP - Knights 2; Seminoles 1; LOB - Knights 7; Seminoles 4; 2B - HEISER, L.(1); WOODS, J.(5); Sansone, J.(5); 3B - HEISER, L.(1); HR - MOORE, D.(4); HEISER, L. 2(4); Nieporte, Q. 2(2); HBP - VASQUEZ, J.; WOODS, J.; Stewart, D. SF - DeLuizio, B.(2); CS - DeLuizio, B.(1); Reached on Cl - BARBER, E..

UCF	ip	h	r	er	bb	so	ab	bf	np
HUKARI, Harrison	2.1	1	6	6	5	1	7	13	60
RODGERS, Zach	3.2	3	2	2	4	4	12	17	73
THOMPSON, Trent	0.1	6	6	6	0	1	7	31	
OLSON, Tanner	0.0	1	1	1	0	0	1	5	
FAINTICH, Drew	0.2	0	0	0	0	1	2	8	
ROWLEY, Brad	1.0	1	0	0	0	0	3	8	

Florida State	ip	h	r	er	bb	so	ab	bf	np
Bryant Holtmann	2.2	2	3	2	2	2	10	14	66
Drew Carlton	1.1	7	7	7	1	0	11	13	45
Alex Deise	5.0	3	1	1	0	6	18	63	

Win - Deise, A. (1-0). Loss - THOMPSON, T. (0-2). Save - None.

WP - RODGERS, Z.(2); FAINTICH, D.(2); Holtmann, B.(1); Carlton, D.(2); HBP - by Holtmann, B. (VASQUEZ, J.); by HUKARI, H. (Stewart, D.); by Carlton, D. (WOODS, J.); Cl - West, G. Pitches/strikes: HUKARI, H. 60/27; RODGERS, Z. 73/40; THOMPSON, T. 31/18; OLSON, T. 5/2; FAINTICH, D. 8/5; ROWLEY, B. 8/6; Holtmann, B. 66/39; Carlton, D. 45/31; Deise, A. 63/44.

Umpires - HP: Nate Starr 1B: Bruce Ravan 3B: Dave Bisceglia

Start: 4:02 PM Time: 3:32 Attendance: 3728

Carlton, D. faced 2 batters in the 5th.

OLSON, T. faced 1 batter in the 7th.

2015 Florida State Baseball Wake Forest at #18 Florida State Mar 14, 2015 at Tallahassee, Fla. (Dick Howser Stadium)

Wake Forest 2 (13-7,3-2 ACC)

Player	ab	r	h	bb	so	po	a	lob
Jonathan Pryor lf	2	1	0	0	0	2	1	0
Kevin Jordan ph/lf	1	0	0	0	1	0	0	0
Joey Rodriguez cf	4	0	2	1	0	2	0	2
Nate Mondou 2b	4	0	0	0	1	3	2	0
Will Craig 1b	4	0	0	0	0	7	0	0
Ben Breazeale c	3	1	1	0	1	4	1	0
Aaron Smith ph	1	0	0	0	0	0	0	0
Stuart Fairchild rf	3	0	2	0	0	2	0	0
Luke Czajkowski ph	1	0	0	0	0	0	0	0
Justin Yurchak dh	3	0	0	0	0	0	0	1
Keegan Maronpot 3b	3	0	0	0	1	1	1	1
Drew Freedman ss	3	0	0	0	2	4	6	0
Connor Johnstone p	0	0	0	0	0	0	0	0
John McCarren p	0	0	0	0	0	0	1	0
Parker Johnson p	0	0	0	0	0	0	0	0
Will Finley p	0	0	0	0	0	0	0	0
Totals	32	2	5	2	0	8	24	12

Score by Innings

	1	2	3	4	5	6	7	8	9	R	H	E
Wake Forest	0	0	1	0	0	0	0	0	0	2	5	4
Florida State	2	0	1	0	2	7	0	X	12	16	0	

E - Mondou, N.; Craig, W.; Maronpot, K.; Freedman, D. DP - Demon Deacs 2; LOB - Demon Deacs 4; Seminoles 9; 2B - Rodriguez, J. 2; Fairchild, S.; Sansone, J.; Truluck, H.; Delph, J.; DeLaCalle, D.; HR - Breazeale, B.; Stewart, D.; HBP - Pryor, J.; Sansone, J.; Stewart, D.; Truluck, H.; Owens, J.; SH - Delph, J.; CS - Stewart, D..

Wake Forest	ip	h	r	er	bb	so	ab	bf	np
Connor Johnstone	3.0	5	3	1	0	1	16	17	47
John McCarren	3.0	3	2	1	1	2	9	11	36
Parker Johnson	0.1	2	4	4	0	3	5	8	
Will Finley	1.2	6	3	3	0	1	11	12	37

||
||
||



2015 BOX SCORES

2015 Florida State Baseball Wake Forest at #18 Florida State Mar 15, 2015 at Tallahassee, Fla. (Dick Howser Stadium)

Box score for Florida State 9 (17-4,5-1 ACC) vs Wake Forest 6 (13-8,3-3 ACC). Includes player stats for both teams and a score by innings table.

Score by Innings table for Florida State vs Wake Forest.

E - Breazeale, B(2); LOB - Demon Deacs 8; Seminoles 11. 2B - Pryor, J.(4); Rodriguez, J.(8); Steel, B.(2); Sansone, J.(7); Nieporte, Q.(2); Kelly, H.(2); Graganella,N(1); HR - Craig, W.(6); Steel, B.(1); HBP - Rodriguez, J.; Fairchild, S.; Sansone, J.; Wells, Jr., S. SF - Craig, W.(2); SB - Rodriguez, J.; Mondou, N.(5); Sansone, J.(2); Stewart, D.(3); CS - Rodriguez, J.(2).

Player stats for Florida State and Wake Forest, including columns for IP, H, R, ER, BB, SO, AB, BF, and NP.

Win - Holtmann, B. (3-1). Loss - Kirkpatrick (2-1). Save - None. WP - Tishman, M.(5); HBP - by Johnson, C. (Rodriguez, J.); by Holtmann, B. (Fairchild, S.); by Craig, W. (Sansone, J.); by Craig, W. (Wells Jr., S.). Pitches/strikes: Kirkpatrick 39/19; Tishman, M. 4/0; Sellers, D. 43/23; Farish, C. 11/3; McCarren, J. 14/11; Craig, W. 49/26; Johnson, P. 12/9; Johnson, C. 73/46; Holtmann, B. 38/25; Silva, D. 11/7; Strobe, B. 27/20.

Umpires - HP: Danny Everett 1B: Reid Churchill 3B: AJ Lostaglio Start: 1:00 PM Time: 3:05 Attendance: 4151 Tishman, M. faced 1 batter in the 2nd. Farish, C. faced 2 batters in the 5th.

2015 Florida State Baseball #11 Florida State at #7 Virginia Mar 20, 2015 at Charlottesville, VA (Davenport Field)

Box score for Florida State 4 (17-6,5-2 ACC) vs Virginia 8 (14-5,3-4 ACC). Includes player stats for both teams and a score by innings table.

Score by Innings table for Florida State vs Virginia.

E - Walls, T.(8); Towns, K.(8); Kirby, N.. LOB - Seminoles 10; Cavaliers 7. 2B - Thaiss, M.(5); HR - Thaiss, M.(7); HBP - Coman, R., SH - Clement, E.(3). SB - Clement, E.(1); CS - Stewart, D.(2).

Player stats for Florida State and Virginia, including columns for IP, H, R, ER, BB, SO, AB, BF, and NP.

Win - Doherty, K. (1-0). Loss - Silva, D. (2-1). Save - Sborz, J. (5). HBP - by Voyles, J. (Coman, R.). Pitches/strikes: Biegalski, B 91/58; Silva, D. 29/16; Vail, D. 4/0; Voyles, J. 20/10; Kirby, N. 106/68; Doherty, K. 26/17; Sborz, J. 27/18.

Umpires - HP: Gregory Street 1B: Frank Sylvester 3B: Scott Kennedy Start: 5:03 pm Time: 3:08 Attendance: 3200 Weather: Cold & Overcast Vail, D. faced 1 batter in the 7th.

2015 Florida State Baseball #11 Florida State at #3 Florida Mar 17, 2015 at Gainesville, FL (McKethan Stadium)

Box score for Florida State 8 (17-5) vs Florida 14 (19-3). Includes player stats for both teams and a score by innings table.

Score by Innings table for Florida State vs Florida.

E - Busby, D. 3(6); DeLuizio, B.(2); DeLaCalle,D(3). LOB - Seminoles 8; Gators 9. 2B - Sansone, J.(8); Marconcini,C(1); Guthrie(10); Rivera(4); Starnagel(1); Vasquez(2); 3B - Walls, T.(1); Martin(2); Bader(1), HR - Schwart(5); HBP - Marconcini,C; Martin; Bader, SH - R. Larson(4); SF - Sansone, J.(1); Bader(2); SB - Busby, D.(6); Delph, J.(2); Martin(5); Tobias(3).

Player stats for Florida State and Florida, including columns for IP, H, R, ER, BB, SO, AB, BF, and NP.

Win - Vinson (2-0). Loss - Carlton, D. (1-1). Save - None. WP - Rhoades(2); HBP - by Byrd, A. (Martin); by Rhoades (Marconcini,C); by Deise, A. (Bader). PB - Rivera (2/7). Pitches/strikes: Byrd, A. 41/23; Holtmann, B. 51/32; Carlton, D. 12/9; Silva, D. 30/22; Deise, A. 24/12; Zirzow, W. 9/6; Hanhold 60/35; Faedo 40/25; Snead 7/3; Vinson 16/7; Rhoades 43/25; Morales 2/2; Browning 16/10.

Umpires - HP: Jacob Asher 1B: Steve Manders 2B: Jack Cox 3B: Olindo Matia Start: 7:03 pm Time: 3:55 Attendance: 5827 Snead faced 1 batter in the 5th. Vinson faced 1 batter in the 6th.

2015 Florida State Baseball #11 Florida State at #7 Virginia Mar 21, 2015 at Charlottesville, VA (Davenport Field)

Box score for Florida State 12 (18-6,6-2 ACC) vs Virginia 10 (14-6,3-5 ACC). Includes player stats for both teams and a score by innings table.

Score by Innings table for Florida State vs Virginia.

E - Walls, T.(9); Sansone, J.(6); Nieporte, Q.(3). DP - Seminoles 1. LOB - Seminoles 8; Cavaliers 11. 2B - Smith, P.(8); Towns, K.(9); HR - Sansone, J.(5); Stewart, D.(7); Busby, D.(3); DeLaCalle,D(3); HBP - Sansone, J.; Truluck, H.; Pinerio, D., SH - Delph, J.(2); SF - Busby, D.(1); Thaiss, M. 2(2).

Player stats for Florida State and Virginia, including columns for IP, H, R, ER, BB, SO, AB, BF, and NP.

Win - Silva, D. (3-1). Loss - Sborz, J. (1-2). Save - None. WP - Roberts, J.(4); HBP - by Jones, C. (Truluck, H.); by Carlton, D. (Pinerio, D.); by Roberts, J. (Sansone, J.). Pitches/strikes: Carlton, D. 60/57; Folsom, T. 17/6; Holtmann, B. 32/18; Byrd, A. 10/4; Strobe, B. 37/20; Silva, D. 39/19; Jones, C. 89/44; Rosenberger 14/8; Roberts, J. 19/8; Sousa, B. 19/9; Casey, D. 22/16; Sborz, J. 21/12; Doyle, T. 10/3.

Umpires - HP: Frank Sylvester 1B: Scott Kennedy 3B: Gregory Street Start: 1:02 pm Time: 4:09 Attendance: 4196 Weather: Blue skies & sunny Folsom, T. faced 1 batter in the 6th. Holtmann, B. faced 3 batters in the 7th.



2015 BOX SCORES

2015 Florida State Baseball #11 Florida State at #7 Virginia Mar 22, 2015 at Charlottesville, Va. (Davenport Field)

Florida State 13 (19-6,7-2 ACC)

Player	ab	r	h	rbi	bb	so	po	a	lob
Taylor Walls ss	3	2	0	1	3	0	1	1	3
John Sansone 2b	6	1	1	0	2	2	1	0	
DJ Stewart lf	4	4	3	6	2	1	2	0	1
Quincy Nieporte 1b	5	0	3	2	0	2	0	0	
Darren Miller 1b	1	0	1	0	0	2	0	0	
Chris Marconcini dh	4	2	1	0	1	0	0	2	
Dylan Busby 3b	2	2	1	3	2	1	2	0	
Hank Truluck rfcf	1	1	1	0	4	0	0	0	
Nick Graganella cf	0	0	0	0	1	0	1	0	
Ben DeLuzio cf	3	0	0	0	1	1	0	1	
Josh Delph ph	0	1	0	0	1	0	0	0	
Steven Wells, Jr. rf	1	0	1	1	0	2	0	0	
Danny De La Calle c	3	0	0	0	1	6	0	0	
Gage West ph/c	2	0	0	0	1	2	0	2	
Cobi Johnson p	0	0	0	0	0	1	0	0	
Taylor Folsom p	0	0	0	0	0	0	0	0	
Totals	35	13	11	13	15	7	27	4	14

Virginia 1 (14-7,3-6 ACC)

Player	ab	r	h	rbi	bb	so	po	a	lob
Adam Haseley rf	4	0	1	0	1	0	1	1	1
Daniel Pinerio ss	5	1	1	0	0	2	2	2	4
Pavin Smith 1b	3	0	0	0	1	0	9	2	1
Kenny Towns 3b	4	0	0	0	0	3	1	4	0
Matt Thaiss c	2	0	2	1	1	0	8	0	0
Justin Novak c	1	0	0	0	0	1	0	0	0
Robbie Coman dh	3	0	0	0	0	0	0	0	2
Christian Lowry ph	1	0	1	0	0	0	0	0	0
Ernie Clement cf	4	0	0	0	0	0	0	0	1
Kevin Doherty lf	3	0	1	0	0	1	0	1	1
Charlie Cody ph	1	0	0	0	1	0	0	0	0
Thomas Woodruff 2b	4	0	1	0	0	0	4	2	0
Brandon Waddell p	0	0	0	0	0	0	1	0	0
David Rosenberger p	0	0	0	0	0	0	1	0	0
Jack Roberts p	0	0	0	0	0	0	0	0	0
Alec Bettinger p	0	0	0	0	0	0	0	0	0
Bennett Sousa p	0	0	0	0	0	0	0	0	0
Tommy Doyle p	0	0	0	0	0	0	0	0	0
Totals	35	1	7	1	3	7	27	13	10

Score by Innings

	1	2	3	4	5	6	7	8	9	R	H	E
Florida State	4	0	0	1	0	0	5	0	3	13	11	1
Virginia	1	0	0	0	0	0	0	0	0	1	7	0

E - Sansone, J.(7), LOB - Seminoles 14; Cavaliers 10; 2B - Nieporte, Q.(3); 3B - Doherty, K.(1); HR - Stewart, D. (2/0); Busby, D.(4); HBP - Marconcini C; Busby, D.; DeLaCalle D; SH - Busby, D.(1); SB - Busby, D.(7); Truluck, H.(2).

Florida State

Player	ip	r	h	er	bb	so	ab	bf	np
Cobi Johnson	7.0	5	1	1	2	5	27	29	104
Taylor Folsom	2.0	2	0	0	1	2	8	9	28

Virginia

Player	ip	r	h	er	bb	so	ab	bf	np
Brandon Waddell	5.0	6	5	5	4	19	27	117	
David Rosenberger	1.0	1	0	0	1	0	4	5	15
Jack Roberts	0.0	0	2	2	0	0	2	9	
Alec Bettinger	0.2	1	3	2	0	3	5	25	
Bennett Sousa	1.1	0	0	0	3	0	4	7	28
Tommy Doyle	1.0	3	3	3	2	1	5	8	32

Win - Johnson, C. (3-1). Loss - Waddell, B. (1-1). Save - None.
WP - Roberts, J.(5), HBP - by Waddell, B. (DeLaCalle,D); by Waddell, B. (Marconcini,C); by Doyle, T. (Busby, D.).
Pitches/strikes: Johnson, C. 104/66; Folsom, T. 28/16; Waddell, B. 117/57; Rosenberger 15/9; Roberts, J. 9/1; Bettinger, A 25/12; Sousa, B. 28/13; Doyle, T. 32/19.

Umpires - HP: Scott Kennedy 1B: Gregory Street 3B: Frank Sylvester
Start: 1:01 pm Time: 3:31 Attendance: 3994
Weather: Overcast and cool
Roberts, J. faced 2 batters in the 7th.

2015 Florida State Baseball Virginia Tech at #9 Florida State Mar 27, 2015 at Tallahassee, Fla. (Dick Hower Stadium)

Virginia Tech 8 (15-12,6-4 ACC)

Player	ab	r	h	rbi	bb	so	po	a	lob
Saige Jenco cf	4	2	1	1	1	0	4	0	1
Rahiem Cooper rf	4	3	2	1	1	2	1	0	0
Alex Perez ss	4	1	1	1	1	2	4	0	0
Brendon Hayden 1b	3	0	1	1	1	1	6	0	0
Erik Payne 2b	4	0	2	3	1	0	0	1	0
Phil Sciretta dh	4	0	0	0	1	2	0	0	3
Mac Caples lf	5	1	2	0	2	2	0	3	
Andrew Mogg c	3	1	1	0	0	12	0	0	0
Ryan Tufts 3b	3	0	0	0	2	0	1	1	
Sean Keselica p	0	0	0	0	0	0	0	0	0
Luke Scherzer p	0	0	0	0	0	0	0	0	0
Chris Monaco p	0	0	0	0	0	0	0	0	0
Totals	34	8	10	7	6	10	27	6	8

Florida State 3 (20-7,7-3 ACC)

Player	ab	r	h	rbi	bb	so	po	a	lob
Taylor Walls ss	4	0	1	0	1	0	1	1	0
John Sansone 2b	4	1	0	0	0	4	0	2	1
DJ Stewart lf	3	1	1	2	1	2	0	0	1
Quincy Nieporte 1b	2	0	1	0	1	0	11	0	0
Chris Marconcini dh	4	0	2	1	0	0	0	0	0
Dylan Busby 3b	3	0	0	0	1	3	0	2	0
Hank Truluck cf	4	0	0	0	0	3	0	5	
Josh Delph rf	4	0	0	0	1	0	0	2	
Danny De La Calle c	3	1	1	0	0	6	0	0	
Gage West c	1	0	0	0	0	0	4	0	
Boomer Biegalski p	0	0	0	0	0	0	5	0	
Dylan Silva p	0	0	0	0	0	0	0	0	
Alex Daise p	0	0	0	0	0	0	0	0	
Andy Ward p	0	0	0	0	0	0	0	0	
Taylor Folsom p	0	0	0	0	0	0	0	0	
Totals	32	3	6	3	5	12	27	10	9

Score by Innings

	1	2	3	4	5	6	7	8	9	R	H	E
Virginia Tech	1	0	1	0	0	0	5	0	1	8	10	0
Florida State	1	1	0	0	0	0	0	1	0	3	6	2

E - Walls, T.(11); Nieporte, Q.(4); DP - Hokies 1; LOB - Hokies 8; Seminoles 9; 2B - Payne, E.(7); Marconcini C(2); HR - Jenco, S.(2); Cooper, R.(1); DeLaCalle,D(4); HBP - Sansone, J.; Nieporte, Q. SH - Mogg, A.(5); Tufts, R.(1); SF - Hayden, B.(3).

Virginia Tech

Player	ip	r	h	er	bb	so	ab	bf	np
Sean Keselica	7.0	4	2	2	4	9	24	29	116
Luke Scherzer	0.0	0	1	1	1	0	2	6	
Chris Monaco	2.0	2	0	0	0	3	8	8	37

Florida State

Player	ip	r	h	er	bb	so	ab	bf	np
Boomer Biegalski	6.1	7	4	4	1	5	24	27	93
Dylan Silva	0.2	2	3	2	1	3	6	37	
Alex Daise	1.0	0	0	0	0	2	3	16	
Andy Ward	0.1	1	1	1	2	0	2	4	23
Taylor Folsom	0.2	0	0	0	1	2	2	3	17

Win - Keselica, S. (4-1). Loss - Biegalski, B. (2-2). Save - None.
WP - Biegalski, B.(3), HBP - by Keselica, S. (Sansone, J.); by Scherzer, L. (Nieporte, Q.); PB - Mogg, A. 3(6); West, G.(1). Pitches/strikes: Keselica, S. 116/71; Scherzer, L. 6/1; Monaco, C. 37/23; Biegalski, B. 93/62; Silva, D. 37/19; Daise, A. 16/9; Ward, A. 23/10; Folsom, T. 17/7.

Umpires - HP: Randy Harvey 1B: Joseph Judkowitz 3B: Olindo Mattia
Start: 6:03 Time: 3:12 Attendance: 4253
Scherzer, L. faced 2 batters in the 8th.

2015 Florida State Baseball Alabama State at #9 Florida State Mar 25, 2015 at Tallahassee, Fla. (Dick Hower Stadium)

Alabama State 7 (13-10)

Player	ab	r	h	rbi	bb	so	po	a	lob
Rivera,Cesar rf	5	0	1	0	0	1	1	0	0
Blocic,P.J. ss	4	1	1	0	0	1	3	1	0
Pagan,Yamil 2b	5	1	1	3	0	1	2	0	0
Estrada,Waldyvan lf	4	1	2	0	0	1	2	0	1
Harris,P.J. 1b	2	1	0	2	1	5	0	1	
Allen,Hunter dh	3	1	2	1	0	0	0	0	0
Thompson,Ryan pr	0	0	0	0	0	0	0	0	0
Estrada,Joseph cf	2	0	0	0	0	3	0	0	0
Swint,Marcus cf	2	0	0	0	1	5	0	0	0
Rodriguez,Manny c	4	1	1	3	0	1	4	1	0
Garcia,Ruben 3b	3	1	1	0	1	1	0	1	
Howe,Tyler p	0	0	0	0	0	0	0	0	0
Caples, Brandon p	0	0	0	0	0	0	0	0	0
Estevez,Michael p	0	0	0	0	0	0	0	0	0
Renda,T.J. p	0	0	0	0	0	0	0	0	0
Pantoja,Jorge p	0	0	0	0	0	0	0	0	0
Totals	34	7	9	7	3	8	24	4	5

Florida State 8 (20-6)

Player	ab	r	h	rbi	bb	so	po	a	lob
Taylor Walls ss	3	0	0	1	1	0	1	1	0
John Sansone 2b	4	0	0	0	1	0	2	4	2
DJ Stewart lf	5	0	0	0	0	0	1	0	0
Quincy Nieporte 1b	3	2	0	0	1	0	7	2	2
Chris Marconcini dh	2	3	1	2	0	0	0	0	0
Dylan Busby 3b	4	2	3	0	0	0	0	3	0
Josh Delph rf	3	0	1	0	1	1	3	1	0
Hank Truluck cf	3	0	1	1					



2015 BOX SCORES

2015 Florida State Baseball
Virginia Tech at #9 Florida State
Mar 29, 2015 at Tallahassee, Fla. (Dick Howser Stadium)

Virginia Tech 5 (15-14,6-6 ACC)

Florida State 6 (22-7,9-3 ACC)

Player	ab	r	h	rbi	bb	so	po	a	lob
Salge Jenco cf	4	0	0	0	1	2	5	0	0
Rahiem Cooper rf	4	1	0	0	0	2	0	0	1
Alex Perez 2b	4	3	3	1	1	1	2	0	0
Brendon Hayden 1b	4	1	1	0	1	3	2	0	2
Erik Payne dh	4	0	1	0	0	2	0	0	0
Sean Keselica lf	4	0	1	3	0	1	5	0	2
Andrew Mogg c	4	0	1	1	0	0	8	1	2
Ryan Tufts 3b	4	0	0	0	0	2	1	0	1
Ricky Surum ss	4	0	1	0	0	0	4	0	2
Jon Woodcock p	0	0	0	0	0	0	0	1	0
Luke Scherzer p	0	0	0	0	0	0	0	0	0
Totals	36	5	8	5	3	13	26	4	10

Player	ab	r	h	rbi	bb	so	po	a	lob
Taylor Walls ss	4	1	0	0	0	1	0	2	0
John Sansone 2b	4	2	2	0	1	0	1	1	0
DJ Stewart lf/cf	4	1	1	1	0	1	0	0	1
Quincy Nieporte 1b	5	0	2	1	0	1	7	0	3
Chris Marconcini dh	2	0	0	0	3	1	0	0	0
Nick Graganella pr	0	1	0	0	0	0	0	0	0
Dylan Busby 3b	2	1	1	1	2	0	0	4	0
Hank Truluck cf	3	0	0	0	0	1	1	0	3
Hayden Kelly ph/rf	1	0	0	1	1	0	0	0	0
Steven Wells, Jr. rf	3	0	0	0	0	1	4	0	1
Darren Miller ph	1	0	0	0	1	0	0	3	0
Ben DeLuizio cf	0	0	0	0	0	0	0	0	0
Gage West c	0	0	0	0	0	0	3	0	0
Danny De La Calle c	2	0	1	0	1	1	10	0	0
Josh Delph ph/rf	2	0	2	1	0	0	0	0	0
Cobi Johnson p	0	0	0	0	0	0	1	0	0
Alec Byrd p	0	0	0	0	0	0	0	0	0
Billy Strode p	0	0	0	0	0	0	0	0	0
Totals	33	6	9	5	8	8	27	7	13

Score by Innings

	1	2	3	4	5	6	7	8	9	R	H	E
Virginia Tech	1	0	2	0	2	0	0	0	0	5	8	1
Florida State	0	0	0	1	0	0	3	0	2	6	9	2

Note: 2 outs, 2 runners LOB when the game ended.

E - Perez, A.(4); Walls, T.(13); Busby, D.(8). LOB - Hokies 10; Seminoles 13. 2B - Mogg, A.(7). HR - Perez, A.(4). HBP - Cooper, R.; Payne, E.; Walls, T.; Stewart, D.; West, G. SF - Keselica, S.(1); Busby, D.(2). SB - Jenco, S.(7).

Virginia Tech	ip	h	r	er	bb	so	ab	bf	np
Jon Woodcock	6.1	4	3	3	5	22	29	126	
Luke Scherzer	2.1	5	3	2	3	11	16	71	

Florida State	ip	h	r	er	bb	so	ab	bf	np
Cobi Johnson	4.2	5	3	3	5	20	25	94	
Alec Byrd	3.1	2	0	0	0	5	12	13	50
Billy Strode	1.0	1	0	0	0	3	4	4	16

Win - Strode, B. (1-0). Loss - Scherzer, L. (1-2). Save - None.
 WP - Woodcock, J.(8); Scherzer, L. 2(4); Johnson, C.(4). HBP - by Johnson, C. (Payne, E.); by Woodcock, J. (Stewart, D.); by Scherzer, L. (Walls, T.); by Byrd, A. (Cooper, R.); by Scherzer, L. (West, G.). PB - Mogg, A.(10); West, G.(2); DeLaCalle.D(3). Pitches/strikes: Woodcock, J. 128/69; Scherzer, L. 71/38; Johnson, C. 94/53; Byrd, A. 50/33; Strode, B. 18/11.

Umpires - HP: Olindo Mattia 1B: Randy Harvey 3B: Joseph Judkowitz
 Start: 1:04 Time: 3:22 Attendance: 4358
 Byrd, A. faced 1 batter in the 9th.

2015 Florida State Baseball
#8 Florida State at NC State
Apr 02, 2015 at Raleigh, N.C. (Doak Field)

Florida State 3 (24-7,10-3)

NC State 2 (18-10,6-6)

Player	ab	r	h	rbi	bb	so	po	a	lob
Taylor Walls ss	4	1	0	0	0	2	1	1	0
John Sansone 2b	4	0	0	0	1	2	3	0	0
DJ Stewart lf	1	1	0	0	2	0	1	0	0
Quincy Nieporte 1b	3	0	1	1	0	7	2	1	0
Chris Marconcini dh	4	0	1	0	0	3	0	0	2
Dylan Busby 3b	2	0	0	0	2	0	2	0	0
Darren Miller 3b	2	0	1	2	0	1	0	1	0
Josh Delph rf	4	0	0	0	1	4	0	2	0
Hank Truluck cf	4	0	1	0	0	2	0	1	0
Danny De La Calle c	3	1	0	0	1	8	0	0	1
Boomer Biegalski p	0	0	0	0	0	1	0	0	0
Alec Byrd p	0	0	0	0	0	0	1	0	0
Billy Strode p	0	0	0	0	0	1	0	0	0
Totals	31	3	4	3	3	13	27	10	7

Player	ab	r	h	rbi	bb	so	po	a	lob
Brook Deatherage lf	4	0	1	0	0	2	4	0	3
Chance Shepard ph	1	0	0	0	0	1	0	0	0
Logan Rattedge 2b	5	1	3	0	0	1	2	2	0
Preston Palmeiro 1b	5	0	0	0	0	0	5	1	2
Jake Armstrong rf	4	1	2	2	0	1	0	0	0
Andrew Knizner c	4	0	0	0	0	1	12	1	0
Jake Fincher cf	2	0	1	0	1	0	2	0	1
Ryne Willard dh	4	0	3	0	0	1	0	0	0
Joe Dunand 3b	4	0	0	0	0	0	0	4	0
Joel McKelthan ss	4	0	0	0	1	1	1	0	0
Cory Wilder p	0	0	0	0	0	0	1	0	0
Joe O'Donnell p	0	0	0	0	0	0	0	0	0
Tommy DeJueanes p	0	0	0	0	0	0	0	0	0
Totals	37	2	10	2	1	8	27	5	10

Score by Innings

	1	2	3	4	5	6	7	8	9	R	H	E
Florida State	0	0	1	0	0	0	0	2	0	3	4	5
NC State	0	0	0	0	1	1	0	0	0	2	10	0

E - Busby, D.; Miller, D. 2(3); Truluck, H.(4); DeLaCalle.D(4). DP - FS 1. LOB - FS 7; NC State 10. 2B - Deatherage(5). HR - Armstrong(4). HBP - Walls, T.; Stewart, D.; Nieporte, Q.; SH - Fincher(4). SB - DeLaCalle.D(1).

Florida State	ip	h	r	er	bb	so	ab	bf	np
Boomer Biegalski	6.1	10	2	1	1	5	29	31	106
Alec Byrd	0.2	0	0	0	0	2	2	4	
Billy Strode	2.0	0	0	0	0	3	6	6	22

NC State	ip	h	r	er	bb	so	ab	bf	np
Cory Wilder	7.0	3	1	1	3	10	24	27	113
Joe O'Donnell	0.1	0	2	2	0	0	1	4	10
Tommy DeJueanes	1.2	1	0	0	0	3	6	6	30

Win - Byrd, A. (4-0). Loss - O'Donnell (3-1). Save - Strode, B. (9).
 HBP - by O'Donnell (Walls, T.); by O'Donnell (Stewart, D.); by O'Donnell (Nieporte, Q.). Pitches/strikes: Biegalski, B. 106/71; Byrd, A. 4/4; Strode, B. 22/17; Wilder 113/66; O'Donnell 10/5; DeJueanes 30/19.

Umpires - HP: Danny Everett 1B: Frank Neves 3B: David Savage
 Start: 6:01 Time: 2:40 Attendance: 1528
 Weather: 74, partly cloudy

2015 Florida State Baseball
#5 Florida vs #8 Florida State
Mar 31, 2015 at Jacksonville, Fla. (Baseball Grounds)

Florida 3 (23-7)

Florida State 8 (23-7)

Player	ab	r	h	rbi	bb	so	po	a	lob
Dallon Guthrie 2b	4	0	1	0	0	1	2	2	0
Richie Martin ss	4	0	2	0	0	0	2	0	0
Harrison Bader lf	2	1	0	0	1	0	0	0	0
Josh Tobias 3b	3	1	1	1	0	2	0	1	0
Mike Fahman ph	1	1	1	0	0	0	0	0	0
Buddy Reed cf	4	0	0	1	0	1	6	0	2
JJ Schwarz dh	4	0	0	1	0	0	0	0	0
Mike Rivera c	1	0	0	0	0	5	1	0	0
Taylor Lane ph	1	0	1	0	0	0	0	0	0
Mark Kolozsvary c	2	0	0	0	1	3	0	0	0
Jeremy Vasquez 1b	3	0	0	0	1	4	0	0	0
Ryan Larson rf	3	0	0	0	2	2	0	1	0
Alex Faedo p	0	0	0	0	0	0	0	0	0
Danny Young p	0	0	0	0	0	0	0	0	0
Brett Morales p	0	0	0	0	0	0	0	0	0
Eric Hanhold p	0	0	0	0	0	0	0	0	0
Kirby Sneed p	0	0	0	0	0	0	0	0	0
Taylor Lewis p	0	0	0	0	0	0	0	0	0
Totals	32	3	6	3	1	8	24	4	4

Player	ab	r	h	rbi	bb	so	po	a	lob
Taylor Walls ss	4	0	0	0	1	2	3	2	0
John Sansone 2b	4	2	4	1	1	0	1	3	0
DJ Stewart lf	2	0	1	2	1	0	1	0	0
Quincy Nieporte 1b	4	1	1	0	1	0	7	1	3
Chris Marconcini dh	2	0	0	0	2	2	0	0	3
Darren Miller ph	1	0	1	0	0	0	0	0	0
Nick Graganella pr	0	0	0	0	0	0	0	0	0
Dylan Busby 3b	4	1	1	1	1	2	1	2	2
Josh Delph rf	4	2	2	1	1	0	5	0	0
Hank Truluck cf	3	0	1	1	0	0	1	0	2
Steven Wells, Jr. ph	0	0	0	0	0	0	0	0	0
Gage West ph	1	0	0	0	0	0	0	0	0
Ben DeLuizio cf	0	0	0	0	0	0	0	0	0
Danny De La Calle c	5	2	2	0	2	7	2	3	0
Bryant Holtmann p	0	0	0	0	0	0	0	0	0
Dylan Silva p	0	0	0	0	0	0	0	0	0
Totals	34	8	13	8	8	8	27	10	13

Score by Innings

	1	2	3	4	5	6	7	8	9	R	H	E
Florida	0	0	0	1	0	0	0	0	2	3	6	1
Florida State	0	1	1	1	2	0	3	0	X	8	13	0

E - Martin(4). DP - Gators 1. LOB - Gators 4; Seminoles 13. 2B - Fahrman(1); Sansone, J.(9); Stewart, D.(4); Delph, J.(5). HR - Tobias(3); DeLaCalle.D(5). HBP - Bader, Stewart, D., SH - Truluck, H.(2). SF - Stewart, D.(1). CS - Martin(3); Marconcini.C(1).

Florida	ip	h	r	er	bb	so	ab	bf	np
Alex Faedo	4.0	6	3	3	2	5	16	19	71
Danny Young	2.0	5	2	2	2	3	11	13	54
Brett Morales	0.1	1	3	3	2	0	1	4	16
Eric Hanhold	0.2	0	0	0	2	0	1	4	13
Kirby Sneed	0.1	1	0	0	0	0	3	3	6
Taylor Lewis	0.2	0	0	0	0	0	2	2	7

Florida State	ip	h	r	er	bb	so	ab	bf	np
Bryant Holtmann	5.0	5	1	1	0	3	19	20	82
Dylan Silva	4.0	1	2	2	1	5	13	14	57

Win - Holtmann, B. (4-1). Loss - Faedo (1-1). Save - Silva, D. (1).
 WP - Faedo(1). HBP - by Holtmann, B. (Bader); by Faedo (Stewart, D.). Pitches/strikes: Faedo 71/4



2015 BOX SCORES

2015 Florida State Baseball
#8 Florida State at NC State
Apr 04, 2015 at Raleigh, N.C. (Doak Field)

Florida State 7 (25-8,11-4)										NC State 11 (19-11,7-7)									
Player	ab	r	h	rbi	bb	so	po	a	lob	Player	ab	r	h	rbi	bb	so	po	a	lob
Josh Delph rf	6	1	3	1	0	1	0	1	0	Jake Fincher cf	5	3	4	2	0	0	4	0	0
John Sansone 2b	6	1	2	0	0	3	1	4	3	Logan Ratledge 2b	5	2	2	2	0	1	1	2	4
DJ Stewart lf	4	2	2	1	0	0	0	0	0	Preston Palmeiro 1b	5	0	2	0	0	1	10	1	0
Quincy Nieporte 1b	4	0	1	1	0	10	0	1	Jake Armstrong rf	3	1	0	0	1	2	1	0	0	
Chris Marconcini dh	5	0	0	1	0	1	0	0	Andrew Knizner c	5	2	4	1	0	0	9	1	0	
Dylan Busby 3b	5	1	1	0	0	1	0	2	Bobby Riley lf	2	0	0	0	0	2	0	0	1	
Taylor Walls ss	4	1	2	0	1	1	3	5	Josh McLain ph/lf	2	1	1	0	0	1	0	0	0	
Ben DeLuzio cf	2	0	0	1	1	0	0	0	Ryne Willard dh	3	2	2	2	1	0	0	0	0	
Darren Miller ph	1	0	0	0	0	0	0	2	Will Gilbert p	1	0	0	0	0	0	0	0	0	
Nick Graganella cf	0	0	0	0	0	1	0	0	Joe Dunand 3b	4	0	2	1	0	0	0	1	4	
Hank Trulluck ph/cf	1	0	0	0	0	0	0	3	Joel McKethan ss	3	0	1	1	1	0	1	4	0	
Danny De La Calle c	5	1	2	1	0	1	9	1	Johnny Piedmonte p	0	0	0	0	0	0	0	1	0	
Cobi Johnson p	0	0	0	0	0	0	0	0	Joe O'Donnell p	0	0	0	0	0	0	0	0	0	
Dylan Silva p	0	0	0	0	0	0	0	1	Tommy DeJueñas p/lf	1	0	1	0	0	0	0	0	0	
Will Zirzow p	0	0	0	0	0	0	0	0	Totals	39	11	19	9	3	7	27	9	9	
Alec Byrd p	0	0	0	0	0	0	0	0											
Jim Voyles p	0	0	0	0	0	0	0	0											
Totals	41	7	13	6	2	10	24	14	13										

Score by Innings

	1	2	3	4	5	6	7	8	9	R	H	E
Florida State	0	0	1	1	0	1	1	3	0	7	13	1
NC State	2	0	1	0	2	2	4	0	X	11	19	3

E - Nieporte, Q(5); Ratledge 2(5); Palmeiro(4); DP - FS 3, NC State 1; LOB - FS 13; NC State 9; 2B - Sansone, J.(10); Nieporte, Q(4); Busby, D(9); Willard(6); HR - DeLaCalle,D(6); Fincher(2); Ratledge(5); Knizner(3); Willard(2); HBP - Stewart, D.; Nieporte, Q.; Busby, D.; Armstrong; SF - Dunand(2); CS - Armstrong(1).

Florida State										NC State									
ip	h	r	er	bb	so	ab	bf	np	np	ip	h	r	er	bb	so	ab	bf	np	np
Cobi Johnson	2.1	6	3	3	1	2	11	12	52	Johnny Piedmonte	3.2	7	2	2	1	3	18	19	70
Dylan Silva	3.0	7	4	4	1	3	14	15	54	Joe O'Donnell	2.2	4	2	1	0	4	13	14	56
Will Zirzow	1.0	2	4	4	1	1	5	7	28	Tommy DeJueñas	1.0	2	3	2	1	1	5	9	39
Alec Byrd	0.1	1	0	0	0	1	2	5		Will Gilbert	1.2	0	0	0	0	2	5	5	23
Jim Voyles	1.1	3	0	0	0	1	8	8	29										

Win - O'Donnell (4-1). Loss - Johnson, C. (3-2). Save - Gilbert (1).
 WP - Johnson, C. 3(7); HBP - by O'Donnell (Busby, D.); by Zirzow, W. (Armstrong); by DeJueñas (Stewart, D.); by DeJueñas (Nieporte, Q.); by DeJueñas (Busby, D.); Pitches/strikes: Johnson, C. 52/29; Silva, D. 54/35; Zirzow, W. 28/16; Byrd, A. 5/5; Voyles, J. 29/21; Piedmonte 70/45; O'Donnell 56/35; DeJueñas 39/17; Gilbert 23/16.

Umpires - HP: David Savage 1B: Danny Everett 3B: Frank Neveas
 Start: 2:01 Time: 3:40 Attendance: 1838
 Weather: 62, partly cloudy, windy

2015 Florida State Baseball
Florida Gulf Coast at #8 Florida State
Apr 08, 2015 at Tallahassee, Fla. (Dick Howser Stadium)

Florida Gulf Coast 5 (17-16-1)										Florida State 0 (26-9)									
Player	ab	r	h	rbi	bb	so	po	a	lob	Player	ab	r	h	rbi	bb	so	po	a	lob
REARDON, Matt ss	5	0	1	0	0	0	1	6	0	Josh Delph rf	3	0	1	0	2	0	1	0	2
SELESKY, Tyler 3b	4	0	2	0	1	0	0	1	John Sansone 2b	4	0	1	0	0	1	0	2	5	
RIVERA, Nick 1b	3	2	1	2	2	1	5	0	Quincy Nieporte dh	4	0	1	0	0	1	0	0	0	
NOLL, Jake 2b	4	0	2	0	1	1	5	2	Dylan Busby 3b	4	0	0	0	0	2	0	2	0	
ANDERSON, Brady if	4	0	1	0	0	2	0	2	Darren Miller 1b	4	0	0	0	0	11	0	2	0	
ORCHARD, Zachary dh	3	0	0	0	0	3	0	4	Taylor Walls ss	4	0	2	0	0	2	3	0	0	
FRUETT, Brian ph	1	0	0	0	0	0	0	0	Hank Trulluck lf	4	0	1	0	0	0	2	0	0	
SPIVEY, Zach cf	5	1	2	0	0	1	7	0	Ben DeLuzio cf	0	0	0	0	2	0	1	0	0	
BOTTOMLEY, Colton rf	3	1	1	0	1	1	1	0	Chris Marconcini ph	1	0	0	0	0	0	0	0	0	
BERGER, Blake c	2	0	0	0	1	4	0	0	Nick Graganella cf	1	0	0	0	1	1	0	0	0	
GILBERT, Kyle ph/c	1	1	0	0	1	1	2	0	Gage West c	4	0	1	0	0	1	9	0	1	
DECKERT, Nick p	0	0	0	0	0	0	0	0	Jim Voyles p	0	0	0	0	0	0	0	1	0	
DESGUIN, Jordan p	0	0	0	0	0	0	0	0	Alex Deise p	0	0	0	0	0	0	0	1	0	
EGGNATZ, Adam p	0	0	0	0	0	0	1	0	Taylor Folsom p	0	0	0	0	0	0	0	1	0	
Totals	35	5	10	2	6	9	27	9	12	Dylan Silva p	0	0	0	0	0	0	0	0	0
										Will Zirzow p	0	0	0	0	0	0	0	0	0
										Ed Voyles p	0	0	0	0	0	0	0	0	0
										Totals	33	0	7	0	4	6	27	10	10

Score by Innings

	1	2	3	4	5	6	7	8	9	R	H	E
Florida Gulf Coast	1	1	1	0	0	2	0	0	0	5	10	0
Florida State	0	0	0	0	0	0	0	0	0	0	7	3

E - Sansone, J.(8); West, G. 2(3); DP - Eagles 1; Seminoles 1; LOB - Eagles 12; Seminoles 10; 2B - REARDON(4); BOTTOMLEY(7); West, G.(5); HR - RIVERA, N(6); HBP - ANDERSON, B.; ORCHARD, SH - BOTTOMLEY(4); SB - SPIVEY(4).

Florida Gulf Coast										Florida State									
ip	h	r	er	bb	so	ab	bf	np	np	ip	h	r	er	bb	so	ab	bf	np	np
DECKERT, Nick	5.1	3	0	0	3	4	18	21	83	Jim Voyles	2.1	6	3	2	1	2	12	14	48
DESGUIN, Jordan	1.2	2	0	0	1	1	7	8	47	Alex Deise	3.0	1	1	1	1	3	9	12	51
EGGNATZ, Adam	2.0	2	0	0	0	1	8	8	29	Taylor Folsom	0.1	0	1	0	2	0	1	3	15
										Dylan Silva	1.1	2	0	0	1	3	6	7	27
										Will Zirzow	1.0	1	0	0	1	0	4	5	19
										Ed Voyles	1.0	0	0	0	0	1	3	3	13

Win - DECKERT (1-0). Loss - Voyles, J. (0-1). Save - None.
 WP - Zirzow, W.(1); HBP - by Deise, A. (ORCHARD); by Deise, A. (ANDERSON, B.); PB - West, G.(3); Pitches/strikes: DECKERT 83/50; DESGUIN 47/29; EGGNATZ 29/19; Voyles, J. 48/30; Deise, A. 51/30; Folsom, T. 15/5; Silva, D. 27/17; Zirzow, W. 19/11; Voyles, E. 13/11.

Umpires - HP: Brian Martin 1B: Bruce Ravan 3B: Nate Starr
 Start: 4:00 PM Time: 3:04 Attendance: 3815

2015 Florida State Baseball
Florida Gulf Coast at #8 Florida State
Apr 07, 2015 at Tallahassee, Fla. (Dick Howser Stadium)

Florida Gulf Coast 0 (16-16-1)										Florida State 5 (26-8)									
Player	ab	r	h	rbi	bb	so	po	a	lob	Player	ab	r	h	rbi	bb	so	po	a	lob
REARDON, Matt ss	4	0	0	0	0	0	5	2	1	Josh Delph rf	4	2	3	1	0	0	2	0	2
SELESKY, Tyler 3b	3	0	0	0	1	0	0	1	John Sansone 2b	4	1	1	1	0	1	3	7	3	
RIVERA, Nick 1b	4	0	0	0	0	7	0	0	DJ Stewart lf	4	0	3	1	0	0	0	1	0	
NOLL, Jake 2b	4	0	1	0	0	1	0	2	Quincy Nieporte dh	2	0	0	1	0	0	0	0	0	
BOTTOMLEY, Colton rf	3	0	1	0	1	1	3	0	Dylan Busby 3b	4	0	0	0	0	0	0	0	1	
SPIVEY, Zach lf	3	0	1	0	0	2	0	0	Darren Miller 1b	3	0	1	0	0	0	9	0	2	
EGGNATZ, Adam cf	3	0	1	0	0	1	2	0	Chris Marconcini ph/1b	1	0	0	0	1	2	0	1	0	
ANDERSON, Brady dh	3	0	3	0	0	0	0	0	Taylor Walls ss	4	1	1	0	0	1	1	5	0	
VOEKI, Bryan c	1	0	0	0	1	2	1	0	Ben DeLuzio cf	3	0	1	0	0	1	3	0	0	
GILBERT, Kyle ph/c	2	1	0	0	0	5	0	0	Gage West ph	1	0	1	0	0	0	0	0	0	
SMELTZER, Devin p	0	0	0	0	0	0	1	0	Nick Graganella cf	0	0	0	0	0	0	0	0	0	
KOERNER, Sterling p	0	0	0	0	0	0	0	0	Danny De La Calle c	4	1	1	1	0	0	3	7	1	
Totals	30	0	7	0	2	6	24	7	5	Byrant Holtmann p	0	0	0	0	0	0	0	1	0
										Alec Byrd p	0	0	0	0	0	0	0	0	0
										Totals	34	5	12	5	0	7	27	16	9

Score by Innings

	1	2	3	4	5	6	7	8	9	R	H	E
Florida Gulf Coast	0	0	0	0	0	0	0	0	0	0	7	0
Florida State	1	4	0	0	0	0	0	0	X	5	12	1

E - Busby, D.(11); DP - Seminoles 4; LOB - Eagles 5; Seminoles 9; 2B - Delph, J.(6); Stewart, D.(5); West, G.(4); 3B - Stewart, D.(1); DeLaCalle,D(2); HBP - Delph, J.; Sansone, J.; SH - Nieporte, Q.(2); SF - Nieporte, Q.(3); SB - Walls, T.(4); CS - ANDERSON, B(1).

Florida Gulf Coast										Florida State									
ip	h	r	er	bb	so	ab	bf	np	np	ip	h	r	er	bb	so	ab	bf	np	np
SMELTZER, Devin	1.1	7	5	5	0	0	12	33		Byrant Holtmann	8.0	7	0	0	2	6	27	29	100
KOERNER, Sterling	6.2	5	0	0	0	7	24	26	82	Alec Byrd	1.0	0	0	0	0	0	3	3	11

Win - Holtmann, B. (5-1). Loss - SMELTZER (1-3). Save - None.
 HBP - by SMELTZER (Sansone, J.); by KOERNER (Delph, J.); Pitches/strikes: SMELTZER 33/21; KOERNER 82/57; Holtmann, B. 100/63; Byrd, A. 11/8.

Umpires - HP: Nate Starr 1B: Brian Martin 3B: Bruce Ravan
 Start: 6:43 Time: 2:1



2015 BOX SCORES

2015 Florida State Baseball
#8 Florida State at Notre Dame
Apr 11, 2015 at South Bend, Ind. (Frank Eck Stadium)

Florida State 1 (26-11,11-6 ACC)

Notre Dame 4 (23-10,8-9 ACC)

Player	ab	r	h	rbi	bb	so	po	a	lob
Josh Delph rf	4	0	0	0	1	1	1	0	0
John Sansone 2b	4	1	1	0	0	1	3	5	0
DJ Stewart lf	4	0	1	0	0	1	0	2	0
Quincy Nieporte 1b	4	0	0	1	0	7	2	0	0
Chris Marconcini dh	4	0	1	0	0	0	0	1	0
Dylan Busby 3b	4	0	0	0	2	1	3	0	0
Hank Truluck cf	1	0	0	0	1	1	0	0	0
Gage West ph	1	0	0	0	1	0	0	1	0
Ben DeLuzio cf	0	0	0	0	0	0	0	0	0
Taylor Walls ss	2	0	0	0	1	0	4	1	0
Danny De La Calle c	3	0	1	0	0	0	5	1	1
Drew Carlton p	0	0	0	0	0	2	0	0	0
Dylan Silva p	0	0	0	0	0	0	0	0	0
Jim Voyles p	0	0	0	0	0	0	0	0	0
Totals	31	1	4	1	2	7	24	13	5

Player	ab	r	h	rbi	bb	so	po	a	lob
Mac Hudgins cf	0	1	0	0	1	0	1	0	0
Ricky Sanchez ph	1	0	0	0	0	0	0	0	2
Kyle Richardson cf	2	0	0	0	0	1	3	0	2
Kyle Fiala 3b	4	0	1	0	0	0	1	2	0
Cavan Biggio 2b	3	0	2	1	0	0	0	3	0
Ryan Bull lf	3	0	2	1	0	0	2	0	2
Conor Biggio pr	0	1	0	0	0	0	0	0	0
Jake Johnson lf	0	0	0	0	0	0	0	0	0
Robert Youngdahl rf	3	2	1	0	1	1	0	0	2
Ryan Lidge c	4	0	3	2	0	0	10	0	0
Lane Richards ss	4	0	0	0	0	0	2	2	1
Zak Kutsulis 1b	4	0	3	1	0	0	8	0	0
Ryan Smoyer dh	0	0	0	0	0	0	0	0	0
James Nevant ph/dh	2	0	0	0	0	1	0	0	0
Jake Shepshi ph	2	0	1	0	0	1	0	0	0
Brandon Bielak p	0	0	0	0	0	0	1	0	0
Sean Guenther p	0	0	0	0	0	0	0	0	0
Totals	32	4	11	4	3	4	27	8	9

Score by Innings

	1	2	3	4	5	6	7	8	9	R	H	E
Florida State	0	0	0	1	0	0	0	0	0	1	4	0
Notre Dame	1	0	0	1	0	0	2	0	X	4	11	0

DP - Seminoles 1. LOB - Seminoles 5; Irish 9. 2B - Stewart, D.(6); Marconcini,C(3); R Lidge(7). HBP - M Hudgins; R Bull. CS - Z Kutsulis(1).

Florida State

lg	h	r	er	bb	so	ab	bf	np	
Drew Carlton	6.0	9	2	2	2	25	28	117	
Dylan Silva	1.0	1	2	2	1	0	4	6	25
Jim Voyles	1.0	1	0	0	0	2	3	12	

Notre Dame

lg	h	r	er	bb	so	ab	bf	np
Brandon Bielak	7.1	4	1	1	2	5	28	101
Sean Guenther	1.2	0	0	0	0	2	5	23

Win - B Bielak (4-1). Loss - Carlton, D. (2-2). Save - S Guenther (3). HBP - by Carlton, D. (M Hudgins); by Silva, D. (R Bull). Pitches/strikes: Carlton, D. 117/73; Silva, D. 25/13; Voyles, J. 12/8; B Bielak 101/69; S Guenther 23/15.

Umpires - HP: AJ Lostaglio 1B: Junior Creech 3B: John Haggerty
 Start: 2:05 pm Time: 2:26 Attendance: 1109
 Weather: Sunny & Blue Skies

2015 Florida State Baseball
#7 Florida at #13 Florida State
Apr 14, 2015 at Tallahassee, Fla. (Dick Howser Stadium)

Florida 3 (28-10)

Florida State 4 (27-12)

Player	ab	r	h	rbi	bb	so	po	a	lob
Dalton Guthrie 2b	6	1	1	0	0	1	2	4	0
Richie Martin ss	5	0	1	0	1	2	2	3	0
Harrison Bader lf	5	1	3	1	1	0	1	0	0
Peter Alonso 1b	5	0	2	1	0	1	12	1	2
Josh Tobias 3b	6	0	0	0	0	2	1	2	6
JJ Schwarz c	4	1	2	1	0	0	8	0	0
Jason Lombardozzi pr	0	0	0	0	0	0	0	0	0
John Sternagel ph	1	0	0	0	1	0	0	0	0
Frank Rubio p	0	0	0	0	0	0	0	0	0
Buddy Reed cf	5	0	1	0	0	0	3	0	0
Mike Rivera dh/c	5	0	1	0	0	0	1	0	1
Ryan Larson rf	5	0	0	0	0	2	2	2	2
Shaun Anderson p	0	0	0	0	0	0	1	1	0
Danny Young p	0	0	0	0	0	0	0	0	0
Eric Hanhold p	0	0	0	0	0	0	0	0	0
Taylor Lewis p	0	0	0	0	0	0	0	0	0
Bobby Poyner p	0	0	0	0	0	0	0	0	0
Totals	47	3	11	3	2	7	33	11	11

Player	ab	r	h	rbi	bb	so	po	a	lob
Josh Delph rf	6	0	1	0	0	1	2	0	3
John Sansone 2b	5	0	0	0	0	0	3	1	0
DJ Stewart lf	3	0	0	0	0	3	0	1	0
Quincy Nieporte 1b	6	1	1	0	0	0	17	1	2
Chris Marconcini dh	5	1	2	1	0	2	0	0	3
Dylan Busby 3b	4	2	3	2	1	1	0	9	0
Taylor Walls ss	5	0	2	0	0	1	0	4	0
Ben DeLuzio cf	3	0	0	0	1	2	0	0	0
Hayden Kelly ph	0	0	0	0	0	0	0	0	0
Darren Miller ph	0	0	0	0	0	0	0	0	0
Nick Graganella pr	0	0	0	0	0	0	0	0	0
Hank Truluck cf	1	0	0	0	0	0	3	0	1
Danny De La Calle c	5	0	0	0	0	3	7	1	2
Bryant Holtmann p	0	0	0	0	0	0	1	1	0
Dylan Silva p	0	0	0	0	0	0	1	0	0
Billy Strode p	0	0	0	0	0	0	1	0	0
Totals	43	4	9	4	4	9	36	19	12

Score by Innings

	1	2	3	4	5	6	7	8	9	10	11	12	R	H	E
Florida	0	0	2	0	0	1	0	0	0	0	0	0	3	11	1
Florida State	0	1	0	1	0	0	0	1	0	0	0	1	4	9	1

E - Guthrie(3); Walls, T.(14). LOB - Gators 11; Seminoles 12. 2B - Bader(11); Schwarz(10). HR - Schwarz(13); Nieporte, Q.(3); Marconcini,C(2); Busby, D. 2(8). HBP - Alonso; Sansone, J.; Miller, D. SB - Guthrie(5); Martin 2(14); Reed(14); Busby, D.(8).

Florida

lg	h	r	er	bb	so	ab	bf	np	
Shaun Anderson	2.1	2	1	1	1	1	9	11	38
Danny Young	0.2	0	0	0	1	0	2	3	17
Eric Hanhold	2.0	3	1	1	0	1	9	36	
Taylor Lewis	2.1	3	1	1	1	5	10	11	52
Bobby Poyner	2.2	0	0	1	2	8	10	37	
Frank Rubio	1.0	1	1	1	0	0	5	18	

Florida State

lg	h	r	er	bb	so	ab	bf	np	
Bryant Holtmann	5.1	8	3	3	0	2	24	24	86
Dylan Silva	2.2	0	0	0	0	2	8	33	
Billy Strode	4.0	3	0	0	2	3	15	18	69

Win - Strode, B. (2-0). Loss - Rubio (0-1). Save - None. WP - Hanhold(3); Poyner(2). HBP - by Anderson (Sansone, J.); by Poyner (Miller, D.); by Strode, B. (Alonso). Pitches/strikes: Anderson 38/24; Young 17/7; Hanhold 36/25; Lewis 52/32; Poyner 37/22; Rubio 18/11; Holtmann, B. 86/55; Silva, D. 33/22; Strode, B. 69/43.

Umpires - HP: Scott Kennedy 1B: Fred Cannon 2B: Danny Everett 3B: Mark Humphreys
 Start: 6:03 PM Time: 4:13 Attendance: 6634
 Hanhold faced 1 batter in the 6th.

2015 Florida State Baseball
#8 Florida State at Notre Dame
Apr 12, 2015 at South Bend, Ind. (Frank Eck Stadium)

Florida State 1 (26-12,11-7 ACC)

Notre Dame 2 (24-10,9-9 ACC)

Player	ab	r	h	rbi	bb	so	po	a	lob
Josh Delph rf	2	0	0	0	1	0	1	0	0
Darren Miller ph	1	0	0	0	0	1	0	0	0
Steven Wells, Jr. rf	0	0	0	0	0	0	0	0	0
John Sansone 2b	3	0	1	0	0	0	5	0	0
DJ Stewart lf	4	0	1	1	0	1	1	0	1
Quincy Nieporte 1b	4	0	1	0	0	5	1	1	0
Chris Marconcini dh	3	0	1	0	0	0	3	0	0
Nick Graganella pr	0	0	0	0	0	0	0	0	0
Dylan Busby 3b	4	0	1	0	1	1	0	0	0
Taylor Walls ss	4	0	0	0	1	2	1	0	0
Ben DeLuzio cf	3	0	0	0	0	1	0	0	0
Hank Truluck ph	1	0	0	0	1	0	0	2	0
Danny De La Calle c	3	1	1	0	0	11	0	0	0
Mike Compton p	0	0	0	0	0	2	0	0	0
Alec Byrd p	0	0	0	0	0	0	0	0	0
Billy Strode p	0	0	0	0	0	0	0	0	0
Totals	32	1	6	1	1	5	24	7	7

Player	ab	r	h	rbi	bb	so	po	a	lob
Conor Biggio dh	3	0	0	0	0	1	0	0	0
Ricky Sanchez ph	1	0	0	0	0	1	0	0	0
Kyle Fiala 3b	4	1	1	0	0	0	0	4	0
Cavan Biggio 2b	3	0	1	1	0	2	3	3	0
Ryan Bull lf	3	0	0	0	0	1	2	0	0
Jake Johnson lf	0	0	0	0	0	0	0	0	0
Robert Youngdahl rf	3	0	0	0	1	2	0	0	0
Ryan Lidge c	2	0	1	0	1	0	6	1	1
Lane Richards ss	3	0	0	0	0	2	0	3	1
Zak Kutsulis 1b	3	1	1	0	1	1	11	0	1
Kyle Richardson cf	3	0	0	0	0	2	3	0	0
Brad Bass p	0	0	0	0	0	0	0	0	0
Connor Hale p	0	0	0	0	0	0	0	0	0
Evy Ruibal p	0	0	0	0	0	0	0	0	0
Scott Tully p	0	0	0	0	0	0	0	0	0
Totals	28	2	4	2	1	11	27	11	3

Score by Innings

	1	2	3	4	5	6	7	8	9	R	H	E
Florida State	0	0	0	0	0	1	0	0	0	1	6	1
Notre Dame	0	0	0	1	1	0	0	X	2	4	1	0

E - Stewart, D.(2); R Youngdahl(2). DP - Irish 2. LOB - Seminoles 7; Irish 3. 2B - K Fiala(8); Ca Biggio(10); R Lidge(8). HR - Z Kutsulis(2). HBP - Marconcini,C. SH - Sansone, J.(1).

Florida State

lg	h	r	er	bb	so	ab	bf	np
Mike Compton	5.0	4	2	2	0	6	19	59
Alec Byrd	2.0	0	0	0	1	3	6	28
Billy Strode	1.0	0	0	0	2	3	3	10

Notre Dame

lg	h	r	er	bb	so</
----	---	---	----	----	------



2015 BOX SCORES

2015 Florida State Baseball Pitt at #13 Florida State (Game 1) Apr 18, 2015 at Tallahassee, Fla. (Dick Howser Stadium)

Pitt 5 (14-23,6-14 ACC)											Florida State 6 (29-12,13-7 ACC)											
Player	ab	r	h	rbi	bb	so	po	a	lob		Player	ab	r	h	rbi	bb	so	po	a	lob		
Jacob Wright lf	3	1	2	0	1	1	2	0	0		Josh Delph rf	2	1	0	0	0	0	2	0	2	0	
Charles Leblanc ss	4	2	2	3	0	1	1	2	1		John Sansone 2b	4	2	2	3	0	1	1	3	0	0	
Boo Vazquez rf	3	0	0	0	0	1	3	0	0		DJ Stewart lf	4	0	0	0	0	1	2	0	0	0	
Aaron Schmrbusch cf	4	0	1	0	0	5	0	0	0		Quincy Nieporte 1b	3	1	1	0	1	0	8	1	0	0	
Alex Kowalczyk c	4	0	0	1	0	1	5	3	0		Chris Marconcini dh	2	1	1	3	2	1	0	0	1	0	
Eric Hess 1b	4	0	1	0	0	5	2	0	0		Dylan Busby 3b	2	0	0	0	0	2	0	0	1	0	
Jordan Frabasilio dh	4	1	2	0	0	1	0	2	0		Darren Miller 3b	1	0	0	0	1	1	0	2	0	0	
Ron Sherman 3b	4	1	1	0	0	2	0	0	0		Taylor Walls ss	4	0	0	0	0	0	1	2	0	0	
Manny Pazos 2b	4	0	0	0	0	2	1	0	1		Ben DeLuizio cf	4	0	1	0	0	1	2	0	1	0	
Aaron Sandefur p	0	0	0	0	0	2	0	0	0		Danny De La Calle c	2	1	1	0	1	0	10	0	0	0	
Josh Mitchell p	0	0	0	0	0	0	0	0	0		Mike Compton p	0	0	0	0	0	0	1	1	0	0	
Hobie Harris p	0	0	0	0	0	0	0	0	0		Alec Byrd p	0	0	0	0	0	0	0	0	0	0	
Totals	34	5	9	5	1	9	24	8	4		Dylan Silva p	0	0	0	0	0	0	0	0	0	0	
											Billy Strode p	0	0	0	0	0	0	0	0	0	0	
											Totals	28	6	6	6	5	7	27	9	5		

Score by Innings	1	2	3	4	5	6	7	8	9	R	H	E	
Pitt	2	0	0	0	0	0	0	3	0	0	5	9	0
Florida State	3	0	1	0	0	0	2	0	X	6	6	6	0

DP - Seminoles 1. LOB - Panthers 4; Seminoles 5. HR - Leblanc(3); Sansone, J. 2(7); Marconcini,C(5); HBP - Delph, J. SH - Vazquez(2); Delph, J.(3); SB - DeLuizio, B.(5); CS - Miller, D.(3).

Pitt	ip	h	r	er	bb	so	ab	bf	np	Florida State	ip	h	r	er	bb	so	ab	bf	np
Aaron Sandefur	6.0	4	4	4	3	4	22	26	108	Mike Compton	6.0	6	2	2	1	4	22	24	96
Josh Mitchell	1.0	2	2	2	1	2	4	6	21	Alec Byrd	1.0	3	3	3	0	2	6	16	19
Hobie Harris	1.0	0	0	0	1	1	2	3	22	Dylan Silva	1.0	0	0	0	0	0	3	3	10
										Billy Strode	1.0	0	0	0	0	3	3	3	16

Win - Byrd, A. (5-0). Loss - Mitchell (0-2). Save - Strode, B. (11). HBP - by Sandefur (Delph, J.). Pitches/strikes: Sandefur 108/69; Mitchell 21/12; Harris 22/12; Compton, M. 96/65; Byrd, A. 19/14; Silva, D. 10/6; Strode, B. 16/11.

Umpires - HP: Fred Cannon 1B: Danny Everett 3B: Rick Darby
Start: 1:03 PM Time: 2:42 Attendance: 5296

2015 Florida State Baseball Stetson at #11 Florida State Apr 21, 2015 at Tallahassee, Fla. (Dick Howser Stadium)

Stetson 1 (21-21)											Florida State 6 (31-12)											
Player	ab	r	h	rbi	bb	so	po	a	lob		Player	ab	r	h	rbi	bb	so	po	a	lob		
Cory Reid cf	3	1	1	1	1	1	2	0	0		Josh Delph rf	5	1	1	0	0	0	0	0	6	0	
Vance Vizzano lf	4	0	2	0	0	2	1	0	0		John Sansone 2b	4	2	1	0	1	0	3	4	0	0	
Patrick Mazaika c	4	0	1	0	0	7	0	2	0		DJ Stewart lf	4	1	2	0	1	2	0	0	0	0	
Josh Powers 3b	4	0	0	0	0	2	0	1	0		Quincy Nieporte 1b	4	1	2	1	1	0	13	2	0	0	
Garrett Russini rf	3	0	1	0	1	1	2	0	0		Chris Marconcini dh	2	1	0	0	2	0	0	0	2	0	
Jack Machonis 2b	2	0	1	0	1	0	2	1	0		Darren Miller ph	0	0	0	0	1	0	0	0	0	0	
John Fussell ph	1	0	1	0	0	0	0	0	0		Nick Graganella pr	0	0	0	0	0	0	0	0	0	0	
Will Mackenzie 1b	4	0	0	0	1	5	1	0	0		Dylan Busby 3b	5	0	0	0	0	0	1	4	2	0	
Kyle Pitts dh	3	0	0	0	1	0	0	2	0		Ben DeLuizio cf	3	0	3	2	0	0	0	0	0	0	
Darby McCormick ph	1	0	0	0	0	0	2	0	0		Taylor Walls ss	3	0	1	1	2	5	3	2	0	0	
Tyler Bocock ss	2	0	0	0	0	1	3	0	0		Danny De La Calle c	4	0	0	0	0	1	4	0	0	0	
Kevin Fagan p	0	0	0	0	0	1	1	0	0		Bryant Holtmann p	0	0	0	0	0	0	0	2	0	0	
Ben Onyshko p	0	0	0	0	0	0	0	0	0		Dylan Silva p	0	0	0	0	0	0	1	0	0	0	
Josh Thorne p	0	0	0	0	0	0	2	0	0		Jim Voyles p	0	0	0	0	0	0	0	1	0	0	
Frankie Romano p	0	0	0	0	0	0	0	0	0		Totals	34	6	10	5	9	5	27	16	13		
Tyler Warmoth p	0	0	0	0	0	0	0	0	0													
Tyler Keller p	0	0	0	0	0	0	0	0	0													
Totals	31	1	7	1	3	4	24	10	7													

Score by Innings	1	2	3	4	5	6	7	8	9	R	H	E	
Stetson	0	0	0	0	0	1	0	0	0	1	7	2	0
Florida State	0	0	1	0	0	0	3	2	X	6	10	7	2

E - Powers(15); Mackenzie(6). DP - Hatters 1; Seminoles 3. LOB - Hatters 7; Seminoles 13. 2B - Mazaika(9); Sansone, J.(12); Stewart, D.(7); DeLuizio, B.(4). HR - Reid(4). HBP - Bocock, SB - DeLuizio, B.(6).

Stetson	ip	h	r	er	bb	so	ab	bf	np	Florida State	ip	h	r	er	bb	so	ab	bf	np
Kevin Fagan	4.0	5	1	1	2	3	17	19	84	Bryant Holtmann	6.0	6	1	1	1	3	23	24	71
Ben Onyshko	0.0	1	0	0	1	0	1	2	14	Dylan Silva	2.0	0	0	0	1	1	4	6	22
Josh Thorne	2.1	1	3	0	4	1	9	13	50	Jim Voyles	1.0	1	0	0	1	0	4	5	21
Frankie Romano	0.0	1	0	0	0	1	1	3											
Tyler Warmoth	0.2	1	1	1	0	0	3	3	7										
Tyler Keller	1.0	1	1	1	2	1	3	5	28										

Win - Silva, D. (6-1). Loss - Thorne (3-1). Save - None.
WP - Holtmann, B.(2); Silva, D.(4). HBP - by Silva, D. (Bocock). BK - Onyshko(2). Pitches/strikes: Fagan 84/48; Onyshko 14/7; Thorne 50/23; Romano 3/2; Warmoth 7/6; Keller 28/13; Holtmann, B. 71/49; Silva, D. 22/13; Voyles, J. 21/13.

Umpires - HP: Mark Humphreys 1B: Doug Lee 3B: Bruce Ravan
Start: 6:03 PM Time: 3:11 Attendance: 4079
Onyshko faced 2 batters in the 5th.
Holtmann, B. faced 2 batters in the 7th.
Romano faced 1 batter in the 7th.
Warmoth faced 1 batter in the 8th.

2015 Florida State Baseball Pitt at #13 Florida State (Game 2) Apr 18, 2015 at Tallahassee, Fla. (Dick Howser Stadium)

Pitt 6 (14-24,6-15 ACC)											Florida State 10 (30-12,14-7 ACC)											
Player	ab	r	h	rbi	bb	so	po	a	lob		Player	ab	r	h	rbi	bb	so	po	a	lob		
Jacob Wright lf	3	1	0	1	2	0	0	0	0		Josh Delph rf	4	1	1	0	0	0	1	0	3	0	
Charles Leblanc ss	3	1	0	0	2	2	1	0	2		Hayden Kelly lf	1	0	0	0	0	1	0	0	0	0	
Boo Vazquez rf	5	1	2	2	0	2	0	0	0		John Sansone 2b	2	2	1	2	0	1	1	3	0	0	
Aaron Schmrbusch cf	5	0	1	1	0	1	4	0	1		Jackson Owens ph/2b	2	0	0	0	0	0	0	0	1	0	
Alex Kowalczyk c	4	0	1	0	1	1	0	0	0		DJ Stewart lf	1	2	0	0	2	0	2	0	0	0	
Jordan Frabasilio 2b	2	0	0	1	2	1	0	2	1		Hank Truluck lf/rf	1	0	0	0	0	0	0	0	0	0	
Eric Hess 1b	4	1	1	0	0	7	1	5	0		Quincy Nieporte 1b	3	1	2	0	0	6	1	0	0	0	
Ron Sherman 3b	4	2	3	0	1	2	4	0	0		Darren Miller ph/1b	1	0	0	0	1	3	0	0	0	0	
Manny Pazos c	0	0	0	0	0	2	0	0	0		Chris Marconcini dh	3	1	1	3	0	0	0	0	0	0	
Aaron Sandefur p	2	0	0	1	0	1	5	0	0		Dylan Busby 3b	2	1	1	0	1	0	1	1	0	0	
Marc Berube p	0	0	0	0	0	0	1	0	0		Taylor Walls ss	4	1	2	0	0	1	0	2	0	0	
Sam Mersing p	0	0	0	0	0	0	0	0	0		Gage West c	2	1	0	0	1	8	0	1	0	0	
Isaac Mattson p	0	0	0	0	0	0	0	0	0		Ben DeLuizio cf	3	0	1	2	0	1	2	0	0	0	
Totals	32	6	8	6	7	7	24	7	9		Nick Graganella cf	1	0	0	0	1	2	1	0	0	0	
											Drew Carlton p	0	0	0	0	0	0	1	2	0	0	
											Cobi Johnson p	0	0	0	0	0	0	0	0	0	0	
											Alec Byrd p	0	0	0	0	0	0	0	0	0	0	
											Dylan Silva p	0	0	0	0	0	0	0	0	0	0	
											Alex Deise p	0	0	0	0	0	0	0	0	0	0	
											Totals	30	10	8	9	3	7	27	11	4		

Score by Innings	1	2	3	4	5	6	7	8	9	R	H	E	
Pitt	0	0	1	0	0	0	4	0	1	6	8	1	0
Florida State	0	0	0	3	7	0	0	0	X	10	8	2	0

E - Wright(2); Owens, J.(2); Miller, D.(4). DP - Panthers 1; Seminoles 1. LOB - Panthers 9; Seminoles 4. 2B - Vazquez(3); Hess(3); Sherman(3); Delph, J.(7); Sansone, J.(11). HR - Marconcini,C(6); HBP - Sansone



2015 BOX SCORES

2015 Florida State Baseball
#23 Coastal Carolina at #11 Florida State
 May 03, 2015 at Tallahassee, Fla. (Dick Howser Stadium)

Coastal Carolina 4 (32-15)											Florida State 2 (35-14)											
Player	ab	r	h	rbi	bb	so	po	a	lob		Player	ab	r	h	rbi	bb	so	po	a	lob		
MARKS, Anthony c/1f	5	1	3	0	0	2	1	0	3		Josh Delph rf	4	1	1	0	0	0	0	0	0	0	
PAEZ, Michael ss	3	0	0	1	0	0	1	3	0		John Sansone 2b	4	1	1	0	0	0	0	4	3	0	
OWINGS, Connor lf	4	0	0	0	3	2	0	0	0		DJ Stewart lf	1	0	0	0	3	0	0	0	0	0	
COOKE, Billy cf	0	0	0	0	0	1	0	0	0		Quincy Nieporte 1b	4	0	0	0	0	11	0	1	1		
YOUNG, G.K. dh	4	1	3	1	0	0	0	0	0		Chris Marconcini dh	4	0	0	0	1	0	0	1	1		
REMILLARD, Zach 3b	3	0	0	1	1	2	1	0	0		Dylan Busby 3b	2	0	0	0	0	0	1	0	0		
SCHROEDER, Casey c	2	0	0	0	2	1	3	0	0		Ben DeLuzio cf	2	0	0	0	2	1	1	0	2		
PARRETT, David rf	2	0	0	1	1	4	0	1	0		Taylor Walls ss	3	0	0	0	0	1	4	0	0		
CHADWICK, Tyler 1b	4	1	1	0	0	1	13	0	0		Gage West ph	1	0	0	0	0	0	0	1	1		
LANCASTER, Seth 2b	2	1	0	0	1	1	6	1	0		Danny De La Calle c	3	0	0	0	0	1	10	2	1		
SAWCZAK, Shane p	0	0	0	0	0	0	2	0	0		Drew Carlton p	0	0	0	0	0	0	0	1	0		
HOLMES, Bobby p	0	0	0	0	0	0	0	0	0		Dylan Silva p	0	0	0	0	0	0	0	0	0		
Totals	29	4	7	3	5	10	27	13	6		Alec Byrd p	0	0	0	0	0	0	0	0	0		
											Cobi Johnson p	0	0	0	0	0	0	0	0	0		
											Billy Strode p	0	0	0	0	0	0	0	0	0		
											Totals	28	2	2	0	5	3	27	11	6		

Score by Innings

	1	2	3	4	5	6	7	8	9	R	H	E
Coastal Carolina	0	0	3	0	0	1	0	0	0	4	7	0
Florida State	0	0	0	2	0	0	0	0	0	2	2	1

E - Carlton, D.(3); DP - Seminoles 1; LOB - Chanticleers 6; Seminoles 6; 2B - YOUNG, G.K.(11); CHADWICK, T.(11); Sansone, J.(14); HBP - Busby, D. 2; SH - PAEZ, M.(15); PARRETT, D.(9); LANCASTER, S(4); SB - Stewart, D. 2(10); DeLuzio, B.(10); CS - PAEZ, M.(4); LANCASTER, S(3).

Coastal Carolina											Florida State											
lg	h	r	er	bb	so	ab	bf	np			lg	h	r	er	bb	so	ab	bf	np			
SAWCZAK, Shane	3.0	2	2	1	1	10	12	50			Drew Carlton	3.1	5	3	3	1	3	12	16	50		
HOLMES, Bobby	6.0	0	0	0	4	2	18	23	86		Dylan Silva	1.2	2	1	1	3	2	6	9	39		
											Alec Byrd	2.0	0	0	0	0	3	6	6	21		
											Cobi Johnson	1.0	0	0	0	0	1	3	3	10		
											Billy Strode	1.0	0	0	0	1	1	2	3	15		

Win - HOLMES, B. (4-0). Loss - Carlton, D. (3-4). Save - None.
 HBP - by SAWCZAK, S. (Busby, D.); by HOLMES, B. (Busby, D.); BK - SAWCZAK, S.(2); PB - SCHROEDER, C.(2(9)).
 Pitches/strikes: SAWCZAK, S. 50/29; HOLMES, B. 86/51; Carlton, D. 50/33; Silva, D. 39/18; Byrd, A. 21/15; Johnson, C. 10/6; Strode, B. 15/8.

Umpires - HP: Matt Schaeffer 1B; Dave Bisceglia 3B; Nate Starr
 Start: 1:00 pm Time: 2:46 Attendance: 3978
 SAWCZAK, S. faced 3 batters in the 4th.
 Silva, D. faced 4 batters in the 6th.

2015 Florida State Baseball
#10 Florida State at Stetson
 May 05, 2015 at DeLand, Fla. (Melching Field)

Florida State 3 (36-14)											Stetson 1 (24-26)											
Player	ab	r	h	rbi	bb	so	po	a	lob		Player	ab	r	h	rbi	bb	so	po	a	lob		
Josh Delph rf	2	0	1	2	2	0	3	0	0		Cory Reid cf	3	1	1	1	1	0	1	0	0	0	
John Sansone 2b	5	0	0	0	0	3	4	3	0		Patrick Mazeika dh	4	0	1	0	0	1	0	0	0	0	
DJ Stewart lf	2	0	0	0	2	2	0	0	1		John Fussell lf/rf	4	0	1	0	0	0	3	0	0	0	
Quincy Nieporte 1b	3	0	0	0	0	13	2	0	0		Josh Powers 3b	4	0	0	0	1	3	1	1	1		
Chris Marconcini dh	3	0	0	0	1	0	0	0	0		Will Mackenzie 1b	2	0	1	0	2	0	8	0	1		
Darren Miller ph	1	0	0	0	0	0	0	0	0		Jack Machonis 2b	3	0	1	0	0	0	2	1	1		
Dylan Busby 3b	4	0	1	0	0	1	0	3	1		Garnett Russini r/c	3	0	0	0	0	1	3	0	0		
Ben DeLuzio cf	2	2	1	0	1	0	1	0	0		Austin Hale c	2	0	0	0	0	5	1	1	0		
Taylor Walls ss	3	1	0	0	1	2	8	3	0		Vance Vizcaino ph	1	0	0	0	1	0	0	0	0		
Danny De La Calle c	3	0	1	1	0	1	4	1	0		Darby McCormick lf	0	0	0	0	0	0	0	0	0		
Bryant Holtmann p	0	0	0	0	0	0	1	0	0		Tyler Bockock ss	3	0	0	0	0	1	1	4	0		
Dylan Silva p	0	0	0	0	0	0	0	0	0		Kevin Fagan p	0	0	0	0	0	0	0	0	0		
Billy Strode p	0	0	0	0	0	0	0	0	0		Frankie Romano p	0	0	0	0	0	0	0	0	0		
Totals	28	3	4	3	6	6	27	18	8		Tyler Keller p	0	0	0	0	0	0	0	0	0		
											Tyler Warmoth p	0	0	0	0	0	1	0	0	0		
											Totals	29	1	5	1	3	5	27	7	4		

Score by Innings

	1	2	3	4	5	6	7	8	9	R	H	E
Florida State	0	0	2	0	1	0	0	0	0	3	4	0
Stetson	0	0	0	0	0	0	0	0	1	1	5	2

E - Hale(2); Bockock(15); DP - Seminoles 3; Hatters 1; LOB - Seminoles 8; Hatters 4; 2B - Delph, J.(10); DeLuzio, B.(5); DeLaCalle,D(8); HR - Reid(7); HBP - Nieporte, Q. SH - Delph, J.(5); DeLaCalle,D(3); SB - Busby, D.(12); Reached on CI - DeLuzio, B..

Florida State											Stetson											
lg	h	r	er	bb	so	ab	bf	np			lg	h	r	er	bb	so	ab	bf	np			
Bryant Holtmann	7.0	3	0	0	3	2	21	24	85		Kevin Fagan	6.0	4	3	2	4	4	19	26	93		
Dylan Silva	1.0	0	0	0	0	3	3	13		Frankie Romano	0.2	0	0	0	1	0	2	3	8			
Billy Strode	1.0	2	1	1	0	0	5	5	22		Tyler Keller	0.1	0	0	0	0	1	1	1	5		
											Tyler Warmoth	2.0	0	0	0	1	1	6	8	33		

Win - Holtmann, B. (6-1). Loss - Fagan (1-1). Save - Strode, B. (12).
 HBP - by Warmoth (Nieporte, Q.); CI - Hale. Pitches/strikes: Holtmann, B. 85/52; Silva, D. 13/9; Strode, B. 22/15; Fagan 93/53; Romano 8/4; Keller 5/4; Warmoth 33/19.

Umpires - HP: Matthew Hensel 1B; Blake Felter 3B; Hank Himmanen
 Start: 6:06 pm Time: 2:34 Attendance: 1874

2015 Florida State Baseball
#23 Coastal Carolina at #11 Florida State
 May 03, 2015 at Tallahassee, Fla. (Dick Howser Stadium)

Coastal Carolina 4 (32-15)											Florida State 2 (35-14)											
Player	ab	r	h	rbi	bb	so	po	a	lob		Player	ab	r	h	rbi	bb	so	po	a	lob		
MARKS, Anthony c/1f	5	1	3	0	0	2	1	0	3		Josh Delph rf	4	1	1	0	0	0	0	0	0	0	
PAEZ, Michael ss	3	0	0	1	0	0	1	3	0		John Sansone 2b	4	1	1	0	0	0	0	4	3	0	
OWINGS, Connor lf	4	0	0	0	3	2	0	0	0		DJ Stewart lf	1	0	0	0	3	0	0	0	0	0	
COOKE, Billy cf	0	0	0	0	0	1	0	0	0		Quincy Nieporte 1b	4	0	0	0	0	11	0	1	1		
YOUNG, G.K. dh	4	1	3	1	0	0	0	0	0		Chris Marconcini dh	4	0	0	0	1	0	0	1	1		
REMILLARD, Zach 3b	3	0	0	1	1	2	1	0	0		Dylan Busby 3b	2	0	0	0	0	0	1	0	0		
SCHROEDER, Casey c	2	0	0	0	2	1	3	0	0		Ben DeLuzio cf	2	0	0	0	2	1	1	0	2		
PARRETT, David rf	2	0	0	1	1	4	0	1	0		Taylor Walls ss	3	0	0	0	0	1	4	0	0		
CHADWICK, Tyler 1b	4	1	1	0	0	1	13	0	0		Gage West ph	1	0	0	0	0	0	0	1	1		
LANCASTER, Seth 2b	2	1	0	0	1	1	6	1	0		Danny De La Calle c	3	0	0	0	0	1	10	2	1		
SAWCZAK, Shane p	0	0	0	0	0	0	2	0	0		Drew Carlton p	0	0	0	0	0	0	0	1	0		
HOLMES, Bobby p	0	0	0	0	0	0	0	0	0		Dylan Silva p	0	0	0	0	0	0	0	0	0		
Totals	29	4	7	3	5	10	27	13	6		Alec Byrd p	0	0	0	0	0	0	0	0	0		
											Cobi Johnson p	0	0	0	0	0	0	0	0	0		
											Billy Strode p	0	0	0	0	0	0	0	0	0		
											Totals	28	2	2	0	5	3	27	11	6		

Score by Innings

	1	2	3	4	5	6	7	8	9	R	H	E
Coastal Carolina	0	0	3	0	0	1	0	0	0	4	7	0
Florida State	0	0	0	2	0	0	0	0	0	2	2	1

E - Carlton, D.(3); DP - Seminoles 1; LOB - Chanticleers 6; Seminoles 6; 2B - YOUNG, G.K.(11); CHADWICK, T.(11); Sansone, J.(14); HBP - Busby, D. 2; SH - PAEZ, M.(15); PARRETT, D.(9); LANCASTER, S(4); SB - Stewart, D. 2(10); DeLuzio, B.(10); CS - PAEZ, M.(4); LANCASTER, S(3).

Coastal Carolina											Florida State											
lg	h	r	er	bb	so	ab	bf	np			lg	h	r	er	bb	so	ab	bf	np			
SAWCZAK, Shane	3.0	2	2	1	1	10	12	50			Drew Carlton	3.1	5	3	3	1	3	12	16	50		
HOLMES, Bobby	6.0	0	0	0	4	2	18	23	86		Dylan Silva	1.2	2	1	1	3	2	6	9	39		
											Alec Byrd	2.0	0	0	0	0	3	6	6	21		



2015 BOX SCORES

2015 Florida State Baseball
#7 Florida State at #2 Louisville
May 10, 2015 at Louisville, Ky. (Patterson Stadium)

Florida State 5 (37-16,17-10 ACC)

Player	ab	r	h	rbi	bb	so	po	a	lob
Josh Delph rf	3	0	0	0	2	2	1	0	0
John Sansone 2b	4	1	0	0	1	0	1	1	0
DJ Stewart lf	3	0	0	2	0	2	0	0	0
Quincy Nieporte 1b	4	2	2	0	0	1	8	0	0
Chris Marconcini dh	2	1	0	0	2	0	0	3	0
Darren Miller 3b	2	1	2	2	0	0	1	0	0
Ben DeLuzio cf	4	0	0	1	0	3	0	0	2
Taylor Walls ss	3	0	0	1	0	1	4	0	0
Danny De La Calle c	4	0	0	0	0	1	11	3	2
Drew Carlton p	0	0	0	0	0	0	0	0	0
Dylan Silva p	0	0	0	0	0	0	1	0	0
Bryant Holtmann p	0	0	0	0	0	0	0	0	0
Cobi Johnson p	0	0	0	0	0	0	0	0	0
Alec Byrd p	0	0	0	0	0	0	0	0	0
Billy Strode p	0	0	0	0	0	0	0	0	0
Totals	29	5	4	4	9	10	24	10	7

Louisville 6 (40-12,23-4 ACC)

Player	ab	r	h	rbi	bb	so	po	a	lob
Sutton Whiting 2b	3	1	0	0	0	3	2	2	1
Nick Solak lf	4	2	2	3	0	0	0	4	0
Ryan Summers if	0	0	0	0	0	0	1	0	0
Corey Ray rf	4	0	1	0	0	2	1	0	0
Brendan McKay 1b	3	0	0	0	1	2	4	0	0
Zach Lucas 3b	4	1	1	0	2	3	1	0	0
Blake Tiberi dh	4	0	2	1	0	0	0	0	2
Will Smith c	4	1	1	1	0	0	10	2	0
Mike White cf	3	0	2	0	0	1	2	0	0
Danny Rosenbaum ph	1	0	0	0	0	1	0	0	0
Logan Taylor cf	0	0	0	0	0	0	0	0	0
Devin Hairston ss	2	1	0	0	1	0	0	3	0
Josh Rogers p	0	0	0	0	0	0	0	0	0
Sean Leland p	0	0	0	0	0	0	0	0	0
Robert Strader p	0	0	0	0	0	0	0	0	0
Jake Sparger p	0	0	0	0	0	0	0	0	0
Butch Baird p	0	0	0	0	0	0	0	0	0
Zack Burdi p	0	0	0	0	0	0	0	0	0
Totals	32	6	9	6	2	11	27	6	5

Score by Innings

	1	2	3	4	5	6	7	8	9	R	H	E
Florida State	2	0	0	0	3	0	0	0	0	5	4	2
Louisville	0	0	0	0	2	3	1	X		6	9	0

E - Stewart, D.(4); Walls, T.(16). DP - Florida St 1; Louisville 1. LOB - Florida St 7; Louisville 5. 2B - Nieporte, Q.(7). HR - Solak(2). Smith(1). HBP - Whiting. SF - Walls, T.(3). SB - Hairston(2). CS - White(3).

Florida State	ip	h	r	er	bb	so	ab	bf	np
Drew Carlton	3.0	3	0	0	0	4	11	11	44
Dylan Silva	2.0	2	0	0	1	2	7	8	27
Bryant Holtmann	1.0	2	2	0	0	6	6	26	26
Cobi Johnson	0.1	1	3	1	1	2	4	23	23
Alec Byrd	1.1	1	1	0	3	5	5	24	24
Billy Strode	0.1	0	0	0	1	1	1	7	7

Louisville	ip	h	r	er	bb	so	ab	bf	np
Josh Rogers	5.0	3	4	5	7	18	23	91	91
Sean Leland	1.0	1	1	1	0	3	4	16	16
Robert Strader	0.1	0	0	0	2	0	1	3	12
Jake Sparger	0.1	0	0	0	0	1	1	5	5
Butch Baird	0.1	0	0	0	1	1	1	6	6
Zack Burdi	2.0	0	0	0	2	1	5	7	33

Win - Z. Burdi (4-0). Loss - Byrd, A. (5-1). Save - None.
 WP - Leland(3). HBP - by Johnson, C. (Whiting). BK - Rogers(1). Pitches/strikes: Carlton, D. 44/26; Silva, D. 27/17; Holtmann, B. 26/19; Johnson, C. 23/13; Byrd, A. 24/16; Strode, B. 7/4; Rogers 91/53; Leland 16/12; Strader 12/4; Sparger 5/3; Baird 6/4; Z. Burdi 33/19.

Umpires - HP: Frank Sylvester 1B: Jack Cox 3B: Gregory Street
 Start: 1:06 pm Time: 3:11 Attendance: 3302
 Weather: Partly cloudy, 88
 Carlton, D. faced 1 batter in the 4th.
 Rogers faced 2 batters in the 6th.

2015 Florida State Baseball
Clemson at #8 Florida State
May 15, 2015 at Tallahassee, Fla. (Dick Howser Stadium)

Clemson 7 (30-25,15-13 ACC)

Player	ab	r	h	rbi	bb	so	po	a	lob
Eli White ss	4	0	0	0	1	2	3	1	0
Steven Duggar rf	4	3	2	1	0	1	0	0	0
Tyler Krieger 2b	5	1	3	2	0	1	3	3	0
Adam Renwick 2b	0	0	0	0	0	0	0	0	0
Reed Rohlfman lf	3	1	2	3	0	1	1	0	1
Drew Wharton pr/lf	2	0	1	0	1	2	0	2	0
Chris Okey c	4	0	0	1	3	8	0	0	0
Robert Jolly dh	3	0	1	0	1	0	2	0	2
Maleeke Gibson ph	1	0	0	0	0	0	0	0	0
Weston Wilson 3b	4	0	0	0	0	1	3	0	0
Glenn Batson ph/3b	1	0	0	0	1	0	0	0	0
Tyler Slaton cf	4	1	1	0	0	3	0	3	3
Andrew Cox 1b	3	1	2	0	0	1	7	0	0
Zack Erwin p	0	0	0	0	0	0	0	0	0
Taylor Vetzal p	0	0	0	0	0	0	0	0	0
Totals	38	7	12	6	11	27	9	9	9

Florida State 0 (37-18,17-12 ACC)

Player	ab	r	h	rbi	bb	so	po	a	lob
Josh Delph rf	4	0	0	0	0	1	0	0	0
John Sansone 2b	3	0	1	0	1	0	1	2	0
DJ Stewart lf	4	0	0	0	0	1	0	0	1
Quincy Nieporte 1b	3	0	0	0	0	0	5	0	0
Chris Marconcini dh	3	0	1	0	0	1	0	0	0
Dylan Busby 3b	3	0	1	0	2	3	1	0	0
Ben DeLuzio cf	3	0	1	0	0	2	0	1	0
Taylor Walls ss	3	0	0	0	1	3	3	1	0
Danny De La Calle c	2	0	0	0	1	9	0	0	0
Gage West c	1	0	0	0	1	4	0	0	0
Mike Compton p	0	0	0	0	0	0	0	2	0
Alex Deise p	0	0	0	0	0	0	0	0	0
Cobi Johnson p	0	0	0	0	0	0	0	0	0
Will Zirzow p	0	0	0	0	0	0	0	0	0
Totals	29	0	4	0	1	8	27	8	3

Score by Innings

	1	2	3	4	5	6	7	8	9	R	H	E
Clemson	0	1	2	0	2	0	2	0	0	7	12	0
Florida State	0	0	0	0	0	0	0	0	0	0	4	3

E - Sansone, J.(9); Busby, D.(14); DeLaCalle,D(7). DP - Tigers 2; Seminoles 1. LOB - Tigers 9; Seminoles 3. 2B - Marconcini,C(6). HR - DUGGAR(5); ROHLMAN(3). SH - WHITE(7); COX(3). SB - DUGGAR(9); KRIEGER(12); WHARTON(1).

Clemson	ip	h	r	er	bb	so	ab	bf	np
Zack Erwin	6.0	3	0	0	0	3	19	19	73
Taylor Vetzal	3.0	1	0	0	1	5	10	11	54

Florida State	ip	h	r	er	bb	so	ab	bf	np
Mike Compton	4.2	7	5	3	2	6	19	23	92
Alex Deise	1.0	1	0	0	0	0	4	4	12
Cobi Johnson	1.1	3	2	1	1	1	7	8	34
Will Zirzow	2.0	1	0	0	0	4	8	8	26

Win - ERWIN (6-4). Loss - Compton, M. (3-3). Save - VETZEL (4).
 BK - ERWIN(2); VETZEL(3). PB - DeLaCalle,D(4). Pitches/strikes: ERWIN 73/51; VETZEL 54/33; Compton, M. 92/56; Deise, A. 12/7; Johnson, C. 34/21; Zirzow, W. 26/21.

Umpires - HP: Troy Fullwood 1B: John Bennett 3B: Tony Walsh
 Start: 6:03 pm Time: 2:49 Attendance: 4492
 Game notes:
 Rain delay at 8:13 pm
 Rain delay lasted 1 hour and 41 minutes.
 Play resumed at 9:54 pm.

2015 Florida State Baseball
Clemson at #8 Florida State
May 14, 2015 at Tallahassee, Fla. (Dick Howser Stadium)

Clemson 4 (29-25,14-13 ACC)

Player	ab	r	h	rbi	bb	so	po	a	lob
Eli White ss	4	1	1	0	1	1	5	2	0
Steven Duggar rf	4	0	1	1	2	2	0	0	0
Tyler Krieger 2b	4	0	0	0	1	2	0	3	1
Reed Rohlfman lf	4	2	2	0	0	2	0	1	0
Chris Okey c	4	0	2	1	0	1	7	1	0
Robert Jolly dh	3	0	0	0	0	0	0	2	0
Weston Wilson 3b	4	0	1	0	2	0	0	1	0
Tyler Slaton cf	4	0	0	0	1	3	0	1	0
Andrew Cox 1b	3	1	1	0	1	8	1	2	0
Matthew Crownover p	0	0	0	0	0	0	1	0	0
Pat Krall p	0	0	0	0	0	0	0	0	0
Totals	34	4	8	2	4	10	27	8	8

Florida State 1 (37-17,17-11 ACC)

Player	ab	r	h	rbi	bb	so	po	a	lob
Josh Delph rf	3	0	0	0	1	1	1	0	0
John Sansone 2b	4	0	1	0	0	1	1	3	3
DJ Stewart lf	4	0	1	0	0	0	0	0	1
Quincy Nieporte 1b	4	0	1	0	0	1	10	1	0
Darren Miller dh	3	0	1	0	0	0	0	0	2
Hank Truluck pr	0	0	0	0	0	0	0	0	0
Chris Marconcini ph	1	0	0	0	0	0	0	0	0
Dylan Busby 3b	3	1	1	1	2	1	1	0	0
Ben DeLuzio cf	4	0	0	0	1	1	0	1	0
Taylor Walls ss	4	0	0	0	1	2	4	0	0
Danny De La Calle c	3	0	0	0	1	1	10	1	1
Boomer Biegalski p	0	0	0	0	0	0	0	0	0
Alec Byrd p	0	0	0	0	0	0	0	0	0
Dylan Silva p	0	0	0	0	0	0	0	0	0
Jim Voyles p	0	0	0	0	0	0	0	0	0
Totals	33	1	5	1	3	8	27	11	8

Score by Innings

	1	2	3	4	5	6	7	8	9	R	H	E
Clemson	0	0	0	1	1	1	0	0	0	4	8	2
Florida State	0	1	0	0	0	0	0	0	0	1	5	2

E - WHITE 2(16); Walls, T.(17); DeLaCalle,D(8). DP - Seminoles 1. LOB - Tigers 8; Seminoles 8. 2B - OKEY(14); WILSON(7); COX(6). HR - Busby, D.(9). SH - JOLLY(1). SB - DeLaCalle,D(2). CS - DUGGAR(4); Busby, D.(1).

Clemson	ip	h	r	er	bb	so	ab	bf	np
Matthew Crownover	7.0	5	1	1	3	5	29	124	124
Pat Krall	2.0	0	0	0	0	3	7	26	26

Florida State	ip	h	r	er	bb	so	ab	bf	np
Boomer Biegalski	6.0	8	4	2	3	6	24	28	108
Alec Byrd	0.1	0	0	0	1	2	3	16	16



2015 BOX SCORES

2015 Florida State Baseball Clemson vs #14 Florida State May 20, 2015 at Durham, N.C. (DBAP)

Clemson 1 (31-26)											Florida State 3 (38-19)										
Player	ab	r	h	rbi	bb	so	po	a	lob	Player	ab	r	h	rbi	bb	so	po	a	lob		
Eli White ss	4	0	0	0	1	2	0	0	0	Josh Delph rf	3	0	0	0	1	1	0	0	0		
Steven Duggar rf	5	1	2	0	0	2	2	0	2	John Sansone 2b	2	1	0	0	1	0	0	0	2		
Tyler Krieger 2b	3	0	0	0	1	3	2	1	0	DJ Stewart lf	3	1	1	2	1	0	4	0	1		
Reed Rohlfman lf	4	0	2	0	0	2	0	1	Quincy Nieporte 1b	4	0	1	1	0	0	7	1	2			
Chris Olvey c	3	0	1	0	1	10	0	1	Chris Marconcini dh	3	0	0	0	0	0	0	0	1			
Robert Jolly dh	4	0	1	0	0	1	0	2	Dylan Busby 3b	3	0	0	0	0	1	0	0	0			
Weston Wilson 3b	3	0	0	0	1	1	0	1	Danny De La Calle c	3	0	0	0	0	3	12	0	0			
Tyler Stator cf	3	0	1	0	1	0	5	0	Ben DeLuizio cf	3	0	0	0	3	2	0	0	0			
Andrew Cox 1b	2	0	0	0	0	1	1	0	Taylor Walls ss	2	1	1	0	1	0	2	3	0			
Glenn Batson ph/1b	2	0	0	0	0	1	2	0	Boomer Biegalski p	0	0	0	0	0	0	0	0	1			
Matthew Crownover p	0	0	0	0	0	0	0	0	Dylan Silva p	0	0	0	0	0	0	0	0	0			
Taylor Vetzfel p	0	0	0	0	0	0	0	1	Billy Strode p	0	0	0	0	0	0	0	0	0			
Totals	33	1	6	1	4	12	24	3	10	Totals	26	3	3	3	4	8	27	7	4		

Score by Innings										
	1	2	3	4	5	6	7	8	9	R H E
Clemson	0	0	0	0	0	0	0	1	0	1 6 0
Florida State	0	0	3	0	0	0	0	0	X	3 3 2

E - Nieporte, Q.(6); DeLuizio, B.(3). DP - Tigers 1; Seminoles 1. LOB - Tigers 10; Seminoles 4. 3B - Stewart, D.(2). HBP - OKEY; Sansone, J. SB - Walls, T.(7).

Clemson											Florida State										
Player	ip	h	r	er	bb	so	ab	bf	np	Player	ip	h	r	er	bb	so	ab	bf	np		
Matthew Crownover	7.0	3	3	3	3	8	24	27	106	Boomer Biegalski	6.1	4	0	0	1	7	24	26	97		
Taylor Vetzfel	1.0	0	0	0	1	0	2	4	14	Dylan Silva	1.0	1	1	1	1	1	3	4	18		
										Billy Strode	1.2	1	0	0	2	4	6	8	43		

Win - Biegalski, B (6-4). Loss - CROWNOVER (10-2). Save - Strode, B. (13).
 WP - CROWNOVER(6); Silva, D.(5). HBP - by Biegalski, B (OKEY); by VETZEL (Sansone, J.). Pitches/strikes: CROWNOVER 106/62; VETZEL 14/6; Biegalski, B 97/63; Silva, D. 19/11; Strode, B. 43/26.

Umpires - HP: Fred Cannon 1B; Jack Cox 2B; Randy Watkins 3B; John Bennett
 Start: 11:08 am Time: 2:34 Attendance: 3155

2015 Florida State Baseball #4 Louisville vs #14 Florida State May 23, 2015 at Durham, N.C. (DBAP)

Louisville 0 (43-16)											Florida State 6 (40-19)										
Player	ab	r	h	rbi	bb	so	po	a	lob	Player	ab	r	h	rbi	bb	so	po	a	lob		
Sutton Whiting 2b	4	0	0	0	0	1	1	1	1	Josh Delph rf	3	0	0	0	0	0	0	0	0		
Nick Solak lf	4	0	1	0	0	1	3	0	1	Steven Wells, Jr. rf	1	0	0	0	0	1	0	0	0		
Corey Ray rf	3	0	2	0	1	1	1	0	0	John Sansone 2b	3	2	0	0	1	2	3	2	1		
Brendan McKay p/dh	4	0	0	0	2	0	1	1	DJ Stewart lf	2	2	0	0	2	0	2	0	1			
Zach Lucas 3b	1	0	0	0	3	1	1	2	Quincy Nieporte 1b	4	1	0	0	1	6	0	0	0			
Mike White cf	3	0	0	0	0	3	0	0	Chris Marconcini dh	3	0	2	2	1	0	0	0	0			
Logan Taylor cf	1	0	0	0	1	1	0	0	Nick Graganella pr	0	0	0	0	0	0	0	0	0			
Danny Rosenbaum 1b	3	0	1	0	0	6	0	2	Dylan Busby 3b	3	0	1	1	0	1	3	2	1			
Ryan Summers ph	1	0	0	0	0	0	0	0	Ben DeLuizio cf	4	1	3	2	0	0	3	0	1			
Colby Fitch c	3	0	2	0	0	3	0	1	Taylor Walls ss	3	0	0	0	1	1	3	1	2			
Colin Lyman pr	0	0	0	0	0	0	0	0	Danny De La Calle c	4	0	1	0	0	1	7	2	2			
Will Smith c	1	0	0	0	0	4	0	0	Johnny Piedmonte p	0	0	0	0	0	0	0	0	1			
Devin Hairston ss	2	0	0	0	0	1	1	0	Curt Britt p	0	0	0	0	0	0	0	0	0			
Drew Harrington p	0	0	0	0	0	0	0	0	Jon Olczak p	0	0	0	0	0	0	0	0	0			
Butch Baird p	0	0	0	0	0	0	0	0	Joe O'Donnell p	0	0	0	0	0	0	0	0	0			
Jake Sparger p	0	0	0	0	0	0	0	0	Billy Strode p	0	0	0	0	0	0	0	0	0			
Kade McClure p	0	0	0	0	0	0	0	0	Totals	30	6	7	5	5	7	27	8	8			
Totals	30	0	6	0	4	7	24	6	8												

Score by Innings										
	1	2	3	4	5	6	7	8	9	R H E
Louisville	0	0	0	0	0	0	0	0	0	0 6 1
Florida State	0	0	0	0	0	3	2	1	X	6 7 1

E - Whiting(22); Busby, D.(16). DP - Louisville 1; Seminoles 1. LOB - Louisville 8; Seminoles 8. 2B - Ray(14); Fitch(4); Marconcini,C(7); DeLaCalle,D(9). HR - DeLuizio, B.(2). HBP - Sansone, J.; Busby, D. SH - Hairston(7); Delph, J.(6). SB - Ray(32); Sansone, J.(3); Stewart, D.(9). CS - Ray(9).

Louisville											Florida State										
Player	ip	h	r	er	bb	so	ab	bf	np	Player	ip	h	r	er	bb	so	ab	bf	np		
Brendan McKay	5.0	4	3	2	1	3	19	22	87	Drew Carlton	7.0	5	0	0	3	4	24	28	114		
Drew Harrington	1.0	1	0	0	1	0	3	5	15	Dylan Silva	1.0	1	0	0	1	2	3	4	17		
Butch Baird	0.1	0	2	2	2	0	1	3	14	Billy Strode	1.0	0	0	0	0	1	3	3	13		
Jake Sparger	0.2	1	0	0	0	1	3	3	8												
Kade McClure	1.0	1	1	1	1	3	4	5	20												

Win - Carlton, D. (4-5). Loss - McKay (8-3). Save - None.
 HBP - by McKay (Sansone, J.); by Harrington (Busby, D.). Pitches/strikes: McKay 87/53; Harrington 15/6; Baird 14/5; Sparger 8/6; McClure 20/13; Carlton, D. 114/72; Silva, D. 17/11; Strode, B. 13/8.

Umpires - HP: Greg Street 1B; Jacob Asher 2B; Fred Cannon 3B; Barry Chambers
 Start: 11:08 am Time: 2:50 Attendance: 4179
 McKay faced 3 batters in the 6th.

2015 Florida State Baseball #14 Florida State vs North Carolina May 21, 2015 at Durham, N.C. (DBAP)

Florida State 8 (39-19)											North Carolina 4 (33-24)										
Player	ab	r	h	rbi	bb	so	po	a	lob	Player	ab	r	h	rbi	bb	so	po	a	lob		
Josh Delph rf	4	3	3	1	1	1	1	0	0	Tyler Ramirez rf	5	1	1	0	0	2	2	0	2		
Darren Miller ph	1	0	1	0	0	0	0	0	0	Alex Rabum 2b	3	0	1	0	1	0	1	2	1		
Steven Wells, Jr. rf	0	0	0	0	0	0	0	0	0	Landon Lassiter dh	4	1	2	0	1	0	1	0	0		
John Sansone 2b	5	1	1	1	1	3	1	2	0	Skye Bolt cf	4	0	1	0	0	1	1	0	1		
DJ Stewart lf	5	0	1	0	1	2	2	0	2	Korey Dunbar c	4	1	2	1	0	0	1	1	0		
Quincy Nieporte 1b	3	1	0	0	1	1	5	0	3	Logan Warmoth ss	4	0	0	0	1	0	1	0	2		
Chris Marconcini dh	2	0	1	2	1	0	0	0	0	Joe Dudek 1b	3	0	0	0	0	1	3	0	0		
Dylan Busby 3b	5	1	1	0	0	4	1	1	3	Brooks Kennedy ph	1	0	0	0	0	0	0	0	0		
Ben DeLuizio cf	4	2	3	3	1	4	0	0	0	Adam Pate lf	3	1	1	0	1	1	2	0	1		
Nick Graganella cf	0	0	0	0	0	0	0	0	0	Zack Gahagan 3b	3	0	0	0	0	2	0	0	0		
Taylor Walls ss	3	0	1	0	1	2	1	1	3	Brian Miller ph	1	0	1	2	0	0	0	0	0		
Danny De La Calle c	4	0	0	1	0	2	10	0	2	Trent Thornton p	0	0	0	0	0	0	0	0	1		
Mike Compton p	0	0	0	0	0	0	0	0	0	Spencer Trayner p	0	0	0	0	0	0	0	0	0		
Dylan Silva p	0	0	0	0	0	0	0	0	0	A.J. Bogucki p	0	0	0	0	0	0	0	0	0		
Jim Voyles p	0	0	0	0	0	0	0	1	0	Hansen Butler p	0	0	0	0	0	0	0	0	0		
Totals	36	8	12	8	8	17	27	5	13	Totals	35	4	8	4	1	10	27	4	6		

Score by Innings										
	1	2	3	4	5	6	7	8	9	R H E
Florida State	1	2	1	0	0	1	0	3	0	8 12 1
North Carolina	0	0	0	0	0	2	0	0	2	4 8 1

E - Walls, T.(18); Rabum, A(8). LOB - Seminoles 13; Tar Heels 6. 2B - Delph, J. 2(12); Sansone, J.(14); DeLuizio, B.(6). 3B - Ramirez, T(4); Lassiter, L(3). HBP - Nieporte, Q.; Marconini, C. SH - Walls, T.(1). SF - DeLaCalle,D(4); Rabum, A(7). SB - DeLuizio, B. 2(12); Pate, A(13). CS - Stewart, D.(3).

Florida State											North Carolina										
Player	ip	h	r	er	bb	so	ab	bf	np	Player	ip	h	r	er	bb	so	ab	bf	np		
Mike Compton	5.2	5	2	2	0	6	22	23	88	Trent Thornton	5.1	9	5	4	2	10	22	27	103		
Dylan Silva	1.1	0	0	0	1	4	4	5	21	Spencer Trayner	0.2	1	0	0	1	2	3	4	16		
Jim Voyles	2.0	3	2	2	0	0	9	9	29	A.J. Bogucki	1.0	0	2	2	4	3	3	7	30		
										Hansen Butler	1.0	1	1	1	1	2	4	6	27		
										Hunter Williams	1.0	1	0	0	0	0	4	4	17		

Win - Compton, M. (4-3). Loss - Thornton, T (3-7). Save - None.
 HBP - by Thornton, T (Marconini, C.); by Butler, H (Nieporte, Q.). Pitches/strikes: Compton, M. 88/56; Silva, D. 21/14; Voyles, J. 29/20; Thornton, T 103/68; Trayner, S 16/8; Bogucki, A 30/11; Butler, H 27/19; Williams, H 17/11.

Umpires - HP: Scott Kennedy 1B; Fred Cannon 2B; Frank Sylvester 3B; David Savage
 Start: 8:13 pm Time: 3:16 Attendance: 3291
 Bogucki, A faced 2 batters in the 8th.

2015 Florida State Baseball NC State vs #14 Florida State May 24, 2015 at Durham, N.C. (DBAP)

NC State 2 (34-21)											Florida State 6 (41-19)										
Player	ab	r	h	rbi	bb	so	po	a	lob	Player	ab	r	h	rbi	bb	so	po	a	lob		
Logan Rattledge ss	3	0	1	0																	



2015 BOX SCORES

**2015 Florida State Baseball
Mercer at #10 Florida State
May 29, 2015 at Tallahassee, Fla. (Dick Howser)**

Mercer 4 (35-22)

Player	ab	r	h	rbi	bb	so	po	a	lob
Matt Meeder ss	4	0	2	0	1	0	5	1	
Devin Bonin 2b	5	0	0	0	1	3	3	2	
Kyle Lewis cf	5	1	1	0	0	1	4	0	1
Danny Edgeworth 3b	5	1	2	0	0	1	1	0	0
Jackson Ware lf	4	0	0	1	0	2	0	2	
Nate Moorhouse dh	5	1	2	0	0	1	0	0	
Charlie Madden c	4	0	3	1	0	1	6	3	0
Howard Joe 1b	5	1	2	1	0	1	9	0	3
Trey Trullit rf	4	0	0	1	0	1	3	1	1
DJ Johnson p	0	0	0	0	0	0	0	0	0
Morgan Pittman p	0	0	0	0	0	0	0	1	0
Mitchell Wade p	0	0	0	0	0	0	0	0	0
Dimitri Kourits p	0	0	0	0	0	0	1	0	0
Totals	41	4	12	4	1	8	28	14	10

Score by Innings	1	2	3	4	5	6	7	8	9	10	R	H	E
Mercer	0	1	3	0	0	0	0	0	0	0	4	12	5
Florida State	0	4	0	0	0	0	0	0	0	1	5	9	2

Note: 1 out, 2 runners LOB when the game ended.

E - Edgeworth 3(13); Madden 2(5); Busby, D.(17); Walls, T.(19). DP - Bears 1; Seminoles 1. LOB - Bears 10; Seminoles 13. 2B - Lewis(19); Madden(14); Sansone, J.(15). HBP - Nieporte, Q. SH - Madden(13); Walls, T.(2); DeLaCalle(4). SF - Ware(1). SB - Stewart, D.(11); DeLuzio, B.(14). CS - Walls, T.(1).

Mercer	ip	h	r	er	bb	so	ab	bf	np
DJ Johnson	3.0	6	4	4	3	4	14	18	76
Morgan Pittman	3.2	1	0	0	2	1	12	14	50
Mitchell Wade	1.0	0	0	1	1	3	4	13	
Dimitri Kourits	1.2	2	1	1	1	2	7	10	37

Win - Strode, B. (3-0). Loss - Kourits (3-2). Save - None.
HBP - by Johnson (Nieporte, Q.), PB - Madden(11). Pitches/strikes: Johnson 76/42; Pittman 50/28; Wade 13/6; Kourits 37/23; Compton, M. 73/51; Silva, D. 44/26; Strode, B. 34/24.

Umpires - HP: Joe Maiden 1B: Jake Uhlenhopp 2B: Josh Schepis 3B: Jim Garman
Start: 6:05 pm Time: 3:31 Attendance: 3824
Compton, M. faced 2 batters in the 6th.

**2015 Florida State Baseball
#10 Florida State at #16 Col of Charleston
Jun 01, 2015 at Tallahassee, Fla. (Dick Howser Stadium)**

Florida State 8 (44-19)

Player	ab	r	h	rbi	bb	so	po	a	lob
Josh Delph rf	5	1	3	0	0	2	2	0	0
Steven Wells, Jr. rf	0	0	0	0	0	0	0	0	0
John Sansone 2b	4	1	0	0	1	2	0	2	
DJ Stewart lf	5	2	2	1	0	3	4	0	0
Hank Trulluck lf	0	0	0	0	0	0	0	0	0
Quincy Nieporte 1b	4	1	2	4	1	0	4	0	1
Chris Marconcini dh	4	0	0	1	0	3	0	0	
Taylor Walls ss	5	0	2	0	0	1	0	0	0
Ben DeLuzio c	3	1	2	0	1	0	2	2	
Nick Graganella cf	1	0	0	0	0	0	0	0	0
Darren Miller 3b	3	1	1	0	0	1	0	1	2
Dylan Busby 3b	1	0	0	0	0	0	1	0	0
Danny De La Calle c	4	1	2	1	0	0	14	0	2
Drew Carlton p	0	0	0	0	0	0	0	0	0
Dylan Silva p	0	0	0	0	0	0	0	0	0
Billy Strode p	0	0	0	0	0	0	0	0	0
Totals	39	8	14	7	4	10	27	2	9

Score by Innings	1	2	3	4	5	6	7	8	9	R	H	E
Florida State	0	0	3	0	0	0	2	0	0	8	14	0
Col of Charleston	0	0	0	0	0	0	0	1	0	1	7	1

E - Brown(4). DP - Cougars 1. LOB - Seminoles 9; Cougars 9. 2B - Stewart, D.(10); Butler(15). HR - Nieporte, Q.(7). SF - Marconcini,C(2). SB - Pappas(5).

Florida State	ip	h	r	er	bb	so	ab	bf	np
Drew Carlton	6.2	6	0	0	1	9	25	27	104
Dylan Silva	1.1	1	1	0	1	2	5	6	27
Billy Strode	1.0	0	0	0	1	2	3	4	21

Win - Carlton, D. (5-5). Loss - McCutcheon (1-2). Save - None.
WP - Carlton, D.(3). PB - DeLaCalle,D.(5). Pitches/strikes: Carlton, D. 104/70; Silva, D. 27/16; Strode, B. 21/13; McCutcheon 104/61; Bauer 65/44; Detwiler 19/13.

Umpires - HP: Jim Garman 1B: Joe Maiden 2B: Steve Sanders 3B: Jake Uhlenhopp
Start: 4:02 pm Time: 3:03 Attendance: 3037
McCutcheon faced 3 batters in the 5th.

**2015 Florida State Baseball
#16 Col of Charleston at #10 Florida State
May 30, 2015 at Tallahassee, Fla. (Dick Howser)**

Col of Charleston 2 (44-14)

Player	ab	r	h	rbi	bb	so	po	a	lob
Brown, Ryan lf	4	0	1	0	0	0	2	0	0
Pastorius, Alex rf	3	1	1	0	0	2	0	0	0
Wise, Carl 3b	4	1	2	0	0	1	3	1	
Butler, Blake 2b	4	0	0	0	0	5	3	1	
Pappas, Nick 1b	4	0	1	0	0	2	8	0	0
Jones, Bradley dh	3	0	1	0	1	1	0	0	0
Roger, Ervin c	4	0	0	0	1	3	1	1	
Phillips, Morgan cf	3	0	0	0	2	5	0	2	
Rowland, Champ ss	3	0	0	0	0	0	3	0	
Glazer, Brandon p	0	0	0	0	0	0	0	1	0
Totals	32	2	5	2	1	8	24	11	5

Score by Innings	1	2	3	4	5	6	7	8	9	R	H	E
Col of Charleston	0	0	0	0	0	0	0	2	0	2	5	0
Florida State	0	0	0	0	2	0	0	1	X	3	7	0

DP - Cougars 2. LOB - Cougars 5; Seminoles 6. 2B - Brown(14); Pastorius(9); Pappas(28). HR - Wise(12); Nieporte, Q.(6). HBP - Pastorius, Delph, J.; Sansone, J.; Stewart, D. CS - Marconcini,C(2).

Col of Charleston	ip	h	r	er	bb	so	ab	bf	np
Glazer, Brandon	6.0	7	3	3	2	3	28	33	111

Florida State 3 (43-19)

Player	ab	r	h	rbi	bb	so	po	a	lob
Josh Delph rf	3	0	1	1	0	0	1	0	0
John Sansone 2b	3	0	1	0	0	1	1	2	1
DJ Stewart lf	3	0	2	1	0	0	2	0	0
Quincy Nieporte 1b	4	1	1	0	0	10	0	2	
Chris Marconcini dh	3	0	1	0	1	0	0	0	
Darren Miller 3b	3	0	0	0	0	0	2	3	
Dylan Busby 3b	1	0	0	0	0	0	0	1	0
Ben DeLuzio c	3	0	0	0	0	3	0	0	
Taylor Walls ss	3	1	1	0	0	0	2	2	0
Danny De La Calle c	2	1	0	0	1	1	8	0	0
Boomer Biegalski p	0	0	0	0	0	0	0	1	0
Dylan Silva p	0	0	0	0	0	0	0	0	0
Billy Strode p	0	0	0	0	0	0	0	0	0
Totals	28	3	7	3	2	3	27	8	6

Win - Silva, D. (7-1). Loss - Glazer (10-2). Save - Strode, B. (14).

WP - Biegalski, B(27). HBP - by Glazer (Stewart, D.); by Biegalski, B (Pastorius); by Glazer (Sansone, J.); by Glazer (Delph, J.). Pitches/strikes: Glazer 111/70; Biegalski, B 108/77; Silva, D. 22; Strode, B. 10/6.

Umpires - HP: Jake Uhlenhopp 1B: Jim Garman 2B: Mike Morris 3B: Joe Maiden
Start: 6:05 pm Time: 2:34 Attendance: 3562

**2015 Florida State Baseball
#10 Florida State at #3 Florida
Jun 05, 2015 at Gainesville, Fla. (McKethan Stadium)**

Florida State 5 (44-20)

Player	ab	r	h	rbi	bb	so	po	a	lob
Josh Delph rf	2	0	1	0	1	0	4	0	2
Steven Wells, Jr. ph/rf	2	1	1	0	0	2	0	0	0
John Sansone 2b	2	0	0	0	2	2	3	1	
Hank Trulluck 2b	2	1	2	0	0	0	0	0	
DJ Stewart lf	4	1	1	2	0	1	1	0	0
Alec Byrd p	0	0	0	0	0	0	0	0	0
Quincy Nieporte 1b	5	2	1	0	1	4	0	1	
Chris Marconcini dh	2	0	0	1	0	0	0	0	
Hayden Kelly ph/rf	2	0	0	0	1	0	0	0	
Taylor Walls ss	4	0	0	1	0	3	0	0	
Ben DeLuzio c	3	0	1	0	0	1	3		
Nick Graganella cf	0	1	0	0	1	0	1	0	0
Darren Miller 3b	3	0	2	0	0	0	3	0	
Dylan Busby 3b	1	1	1	0	0	1	0	0	
Danny De La Calle c	2	0	0	0	1	4	1	0	
Sage West ph/c	2	0	0	0	0	1	0	0	
Boomer Biegalski p	0	0	0	0	0	0	1	0	
Jim Voyles p	0	0	0	0	0	0	0	0	
Cobi Johnson p	0	0	0	0	0	0	0	0	
Will Zirzow p	0	0	0	0	0	0	0	0	
Ed Voyles p	0	0	0	0	0	0	0	0	
Totals	36	5	11	5	4	6	24	8	10

Score by Innings	1	2	3	4	5	6	7	8	9	R	H	E
Florida State	0	0	0	0	0	0	2	3	5	11	4	0
Florida	4	0	2	0	1	2	4	0	X	13	11	0

E - Walls, T.(20); Miller, D.(6); Busby, D.(18); Biegalski, B(1). DP - Seminoles 1; Gators 2. LOB - Seminoles 10; Gators 7. 2B - DeLuzio, B.(7); Busby, D.(15). HR - Stewart, D.(14); Schwarz(16). HBP - Sansone, J.; Byrd, A.; Martin, SH - Martin(7). SF - Bader(4). SB - Reed(18). CS - Reed(8).

Florida State	ip	h	r	er	bb	so	ab	bf	np
Boomer Biegalski	2.0	6	5	3	1	12	16	65	
Jim Voyles	3.0	3	3	1	2	11	12	37	
Cobi Johnson	1.0	2	1	2	1	3	6	33	
Will Zirzow	0.0	0	2	0	0	2	8		
Ed Voyles	1.0	2	0	0	0	4	5	28	
Alec Byrd	1.0	0	0	0	1	3	3	11	



2015 BOX SCORES

2015 Florida State Baseball
 #3 Florida at #10 Florida State
 Jun 06, 2015 at Gainesville, Fla. (McKethan Stadium)

Florida 11 (49-16)

Florida State 4 (44-21)

Player	ab	r	h	rbi	bb	so	po	a	lob	Player	ab	r	h	rbi	bb	so	po	a	lob
Harrison Bader lf	5	1	2	3	1	2	4	0	1	Josh Delph rf	5	1	3	0	0	1	2	1	1
Richie Martin ss	6	1	2	1	0	1	2	1	3	John Sansone 2b	3	1	0	0	1	1	1	3	1
Buddy Reed cf	5	0	0	0	0	2	4	0	2	DJ Stewart lf	5	2	1	2	0	1	1	0	1
Josh Tobias 3b	4	2	1	0	1	2	1	1	0	Quincy Nieporte 1b	4	0	2	1	0	1	13	0	0
JJ Schwarz c	4	3	3	3	1	0	7	1	0	Chris Marconcini dh	3	0	1	0	0	0	0	0	0
Peter Alonso 1b	5	3	3	1	0	0	6	0	0	Taylor Walls ss	3	0	0	0	0	1	0	4	1
Jeremy Vasquez rf	2	0	2	1	1	0	0	0	0	Ben DeLuzio cf	3	0	0	0	1	1	2	0	1
Ryan Larson rf	1	0	0	0	1	0	2	0	1	Darren Miller 3b	3	0	0	0	1	0	1	2	3
Mike Rivera dh	5	0	0	0	0	0	0	0	2	Danny De La Calle c	3	0	0	0	0	1	6	1	0
Dalton Guthrie 2b	2	1	0	1	1	0	1	4	0	Gage West c	0	0	0	0	0	0	1	0	0
A.J. Puk p	0	0	0	0	0	0	0	0	0	Hank Truluck ph	1	0	0	0	0	1	0	0	0
Bobby Poyner p	0	0	0	0	0	0	0	0	0	Mike Compton p	0	0	0	0	0	0	1	0	0
Totals	39	11	13	10	6	7	27	7	9	Dylan Silva p	0	0	0	0	0	0	0	0	0
										Bryant Holtmann p	0	0	0	0	0	0	2	0	0
										Billy Strode p	0	0	0	0	0	0	0	0	0
										Totals	33	4	7	3	3	8	27	14	8

Score by Innings	1	2	3	4	5	6	7	8	9	R	H	E
Florida	0	3	3	2	1	1	0	1	0	11	13	2
Florida State	2	0	0	0	2	0	0	0	0	4	7	2

E - Reed(2); Schwarz(3); Miller, D. 2(8). DP - Gators 1; Seminoles 1. LOB - Gators 9; Seminoles 8. 2B - Delph, J(13); Nieporte, O.(10). 3B - Alonso(2). HR - Bader(15); Martin(5); Schwarz 2(18); Stewart, D.(15). HBP - Guthrie, Marconcini, C. Walls, T., SH - Sansone, J.(5). SF - Guthrie(2). SB - Bader(7); R. Larson(7); Stewart, D.(12).

Florida	ip	h	r	er	bb	so	ab	bf	np	Florida State	ip	h	r	er	bb	so	ab	bf	np
A.J. Puk	4.0	4	4	3	3	6	15	21	83	Mike Compton	2.2	4	6	5	2	4	12	15	59
Bobby Poyner	5.0	3	0	0	0	2	18	18	78	Dylan Silva	2.0	3	3	3	2	1	9	12	45
										Bryant Holtmann	3.1	6	2	2	2	1	15	17	62
										Billy Strode	1.0	0	0	0	0	1	3	3	11

Win - Poyner (5-2). Loss - Compton, M. (4-4). Save - None.
 WP - Silva, D.(6); Holtmann, B.(3). HBP - by Puk (Walls, T.); by Puk (Marconcini, C.); by Silva, D. (Guthrie). PB - West, G.(7). Pitches/strikes: Puk 83/49; Poyner 78/52; Compton, M. 59/36; Silva, D. 45/28; Holtmann, B. 62/34; Strode, B. 11/8.

Umpires - HP: Scott Cline 1B: Tony Walsh 2B: Mark Winters 3B: Travis Katzenmeier
 Start: 5:06 pm Time: 3:19 Attendance: 5772
 Game notes:
 Game 2 NCAA Gainesville Super Regional, UF leads series 1-0
 Game 1 Florida c, Florida State 13-5
 Puk faced 2 batters in the 5th.



Seminoles Celebrate Win During 2015 ACC Tournament

TRACKING THE SEMINOLE BATS (2015)

Hitting Streak	Career	Season	Current
Dylan Busby	7	7	1
Danny De La Calle	7	5	-
Josh Delph	6	5	5
Ben DeLuzio	7	4	-
Nick Graganella	2	1	-
Hayden Kelly	1	1	-
Chris Marconcini	6	6	1
Darren Miller	8	8	-
Quincy Nieporte	8	8	4
Jackson Owens	2	2	-
John Sansone	10	10	-
DJ Stewart	19	6	4
Hank Truluck	2	2	-
Taylor Walls	5	5	-
Steven Wells Jr	2	2	1
Gage West	3	3	-

Reaching Base	Career	Season	Current
Dylan Busby	19	19	1
Danny De La Calle	9	9	-
Josh Delph	13	8	6
Ben DeLuzio	10	7	3
Nick Graganella	4	2	1
Hayden Kelly	4	4	-
Chris Marconcini	15	15	2
Darren Miller	8	8	3
Quincy Nieporte	17	17	6
Jackson Owens	3	3	-
John Sansone	22	15	13
DJ Stewart	65	13	10
Hank Truluck	5	5	-
Taylor Walls	16	16	9
Steven Wells Jr	2	2	1
Gage West	7	7	-

Multi-Hit Games	2	3	4	5+	Total
Dylan Busby	3	5	-	-	8
Danny De La Calle	14	1	-	-	15
Josh Delph	11	5	-	1	17
Ben DeLuzio	6	3	-	-	9
Nick Graganella	-	-	-	-	-
Hayden Kelly	-	-	-	-	-
Chris Marconcini	5	1	-	-	6
Darren Miller	4	1	-	-	5
Quincy Nieporte	15	2	1	-	18
Jackson Owens	-	-	-	-	-
John Sansone	11	3	1	-	15
DJ Stewart	13	7	-	-	20
Hank Truluck	4	-	-	-	4
Taylor Walls	12	2	-	-	14
Steven Wells, Jr.	1	-	-	-	1
Gage West	2	1	-	-	3

Multi-RBI Games	2	3	4	5+	Total
Dylan Busby	7	4	2	-	13
Danny De La Calle	4	-	1	-	5
Josh Delph	3	-	1	-	4
Ben DeLuzio	3	4	-	-	7
Nick Graganella	-	-	-	-	-
Hayden Kelly	1	-	-	-	1
Chris Marconcini	7	2	1	1	11
Darren Miller	5	-	-	-	5
Quincy Nieporte	7	1	1	1	10
Jackson Owens	-	-	-	-	-
John Sansone	6	2	3	-	11
DJ Stewart	9	4	-	3	16
Hank Truluck	1	1	1	-	3
Taylor Walls	3	-	-	-	3
Steven Wells, Jr.	1	-	-	-	1
Gage West	-	2	-	-	2



2015 ACC SEASON IN REVIEW

2015 FINAL STANDINGS

	Conference						Overall							
	W	L	T	Pct	Hm	Rd	W	L	T	Pct	Hm	Rd	Neu	Div
Atlantic														
\$ Louisville	25	5	0	.833	13-2	12-3	47	18	0	.717	29-8	14-5	4-5	15-3
# Florida State	17	13	0	.567	10-5	7-8	44	21	0	.590	30-7	9-14	5-0	8-10
Notre Dame	17	13	0	.567	8-7	9-6	37	23	0	.635	15-11	13-8	9-4	10-8
Clemson	16	13	0	.552	7-7	9-6	32	29	0	.536	16-14	12-9	4-6	9-9
NC State	15	14	0	.517	9-6	5-7	36	23	0	.582	21-6	8-13	7-4	9-8
Wake Forest	12	18	0	.400	5-10	7-11	27	26	0	.400	17-12	8-14	2-0	7-11
Boston College	10	19	0	.345	5-4	1-14	27	27	0	.415	11-5	5-17	11-5	4-13
Coastal														
\$ Miami	22	8	0	.733	13-2	9-6	50	17	0	.698	36-5	11-9	3-3	15-3
% Virginia	15	15	0	.500	5-7	8-7	44	24	0	.768	13-10	13-8	18-6	10-8
North Carolina	13	16	0	.448	8-7	5-9	34	24	0	.569	21-9	8-10	5-5	7-10
Virginia Tech	13	16	0	.448	9-5	4-11	27	27	0	.565	16-8	8-15	3-4	7-10
Georgia Tech	13	17	0	.433	9-6	4-11	32	23	0	.578	21-8	9-13	2-2	9-9
Duke	10	19	0	.345	8-7	2-9	31	22	0	.423	25-8	6-11	0-3	7-11
Pitt	9	21	0	.300	6-9	2-10	20	32	1	.404	13-15	5-12	3-9	7-11

Clinched ACC Championship Title; \$ Denotes ACC Divisional Champion; % Won National Championship

2015 NCAA TOURNAMENT RESULTS

Regionals, May 29-June 1

Champaign Regional

- Notre Dame 13, Wright State 7
- Illinois 3, Notre Dame 0
- Wright State 4, Notre Dame 0

Coral Gables Regional

- Miami 6, Florida International 2
- Miami 8, Columbia 3
- Columbia 3, Miami 0
- Miami 21, Columbia 3

Fort Worth Regional

- NC State 3, Stony Brook 0
- NC State 5, TCU 4
- TCU 8, NC State 2
- TCU 9, NC State 8 (10)

Fullerton Regional

- Arizona State 7, Clemson 4
- Pepperdine 10, Clemson 8

Lake Elsinore, California, Regional

- Virginia 6, USC 1
- Virginia 3, San Diego State 1
- Virginia 14, USC 10 (11)

Louisville Regional

- Louisville 7, Morehead State 2
- Louisville 4, Michigan 3
- Louisville 13, Michigan 4

Tallahassee Regional

- Florida State 5, Mercer 4 (10)
- Florida State 3, College of Charleston 2
- Florida State 8, College of Charleston 1

Super Regionals, June 6-June 9

Louisville Super Regional

- Cal State Fullerton 3, Louisville 2 (10)
- Louisville 9, Cal State Fullerton 3
- Cal State Fullerton 4, Louisville 3 (11)

Coral Gables Super Regional

- Miami 3, VCU 2
- Miami 10, VCU 3

Charlottesville Super Regional

- Virginia 5, Maryland 3
- Virginia 5, Maryland 4

Gainesville Super Regional

- Florida 13, Florida State 5
- Florida 11, Florida State 4

College World Series, June 13-June 24

- Virginia 5, Arkansas 3
- Florida 15, Miami 3
- Miami 4, Arkansas 3
- Virginia 1, Florida 0
- Florida 10, Miami 2
- Florida 10, Virginia 5
- Virginia 5, Florida 4
- Vanderbilt 5, Virginia 1
- Virginia 3, Vanderbilt 0
- Virginia 4, Vanderbilt 2

2015 ACC TOURNAMENT RESULTS

Durham Bulls Athletic Park - Durham, N.C.

Tuesday, May 19

- Virginia 11, Georgia Tech 0
- North Carolina 5, Virginia Tech 3

Wednesday, May 20

- Florida State 3, Clemson 1
- Miami 9, Virginia 5
- Louisville 7, North Carolina 4

Thursday, May 21

- NC State 3, Notre Dame 0
- Clemson 7, Louisville 2
- Florida State 8, North Carolina 4

Friday, May 22

- Notre Dame 8, Virginia 2
- North Carolina 6, Clemson 3
- NC State 5, Miami 4

Saturday, May 23

- Florida State 6, Louisville 0
- Miami 6, Notre Dame 5
- NC State 10, Virginia 2

Sunday, May 24 - Championship Game

- Florida State 6, NC State 2

2015 ACC-TOURNAMENT TEAM

C	ANDREW KNIZNER	NC STATE
1B	CHRISTOPHER BARR	MIAMI
2B	RYNE WILLARD	NC STATE
3B	KYLE FIALA	NOTRE DAME
SS	LOGAN RATLEDGE	NC STATE
OF	BEN DELUZIO	FLORIDA STATE
OF	BUBBY RILEY	NC STATE
OF	NICK SOLAK	LOUISVILLE
UTIL/DH	CHRIS MARCONCINI	FLORIDA STATE
P	BOOMER BIEGALSKI	FLORIDA STATE
P	BRIAN BROWN	NC STATE

MOST VALUABLE PLAYER

BOOMER BIEGALSKI FLORIDA STATE

2015 ALL-ACC FIRST TEAM

C	Chris Okey	So.	Clemson
1B	Brendon Hayden	Sr.	Virginia Tech
1B	Will Craig	So.	Wake Forest
2B	George Iskenderian	Jr.	Miami (FL)
2B	Nate Mondou	So.	Wake Forest
3B	David Thompson	Jr.	Miami (FL)
SS	Sutton Whiting	Sr.	Louisville
OF	DJ Stewart	Jr.	Florida State
OF	Corey Ray	So.	Louisville
OF	Stuart Fairchild	Fr.	Wake Forest
DH/UT	Zack Collins	So.	Miami (FL)
SP	Matthew Crownover	Jr.	Clemson
SP	Brendan McKay	Fr.	Louisville
SP	Kyle Funkhouser	Jr.	Louisville
SP	Nathan Kirby	Jr.	Virginia
RP	Zack Burdi	So.	Louisville

2015 ALL-ACC SECOND TEAM

C	Andrew Knizner	So.	NC State
1B	Preston Palmeiro	So.	NC State
2B	Andy Perez	Sr.	Duke
3B	Matt Gonzalez	Jr.	Georgia Tech
3B	Kenny Towns	Sr.	Virginia
SS	Daniel Pintero	So.	Virginia
OF	Chris Shaw	Jr.	Boston College
OF	Reed Rohlfman	Fr.	Clemson
OF	Jake Fincher	Sr.	NC State
DH/UT	Tyler Krieger	Jr.	Clemson
DH/UT	Brendan McKay	Fr.	Louisville
SP	Josh Rogers	So.	Louisville
SP	Thomas Woodrey	Jr.	Miami (FL)
SP	Zac Gallen	So.	North Carolina
RP	Billy Strode	Sr.	Florida State
RP	Josh Sborz	Jr.	Virginia

2015 ALL-ACC THIRD TEAM

RP	Josh Sborz	Jr.	Virginia
C	Garrett Kennedy	Sr.	Miami (FL)
1B	Quincy Nieporte	So.	Florida State
2B	Logan Ratledge	Sr.	NC State
3B	Kyle Fiala	So.	Notre Dame
SS	Eli White	So.	Clemson
OF	Steven Duggar	Jr.	Clemson
OF	Willie Abreu	So.	Miami (FL)
OF	Skye Bolt	Jr.	North Carolina
OF	Robert Youngdahl	Sr.	Notre Dame
OF	Saige Jenco	So.	Virginia Tech
DH/UT	A.J. Murray	Sr.	Georgia Tech
SP	Brandon Gold	So.	Georgia Tech
SP	Andrew Suarez	Sr.	Miami (FL)
SP	Benton Moss	Sr.	North Carolina
SP	Ryan Smoyer	So.	Notre Dame
RP	Bryan Garcia	So.	Miami (FL)

2015 ALL-FRESHMAN TEAM

Dylan Busby	3B	Florida State
Kel Johnson	OF	Georgia Tech
Brendan McKay	SP/UT	Louisville
Lincoln Henzman	RP	Louisville
Brian Brown	SP	NC State
J.B. Bukauskas	P	North Carolina
Brandon Bielak	SP	Notre Dame
Sean Guenther	RP	Notre Dame
Adam Haseley	OF	Virginia
Pavin Smith	1B	Virginia
Justin Yurchak	3B	Wake Forest
Stuart Fairchild	OF	Wake Forest



2015 ACC STATS

TEAM BATTING

		G	Avg	OB%	SLG%	AB	R	H	2B	3B	HR	RBI	BB	SO	SB	SBA	SF	SH
1.	Miami	31	.312	.406	.471	1125	250	351	64	11	31	224	151	223	29	33	35	13
2.	Wake Forest	30	.287	.369	.435	1047	158	300	69	1	28	149	111	227	26	37	18	8
3.	Clemson	29	.278	.373	.402	1008	174	280	54	4	21	151	132	200	25	35	17	9
4.	Louisville	30	.277	.373	.393	1048	173	290	58	5	18	155	138	207	74	91	22	11
5.	Virginia Tech	29	.267	.356	.387	986	153	263	48	4	21	141	121	231	11	16	25	9
6.	Virginia	30	.260	.352	.348	1018	142	265	41	9	10	134	122	171	19	33	19	9
7.	NC State	29	.259	.340	.398	1034	152	268	48	3	30	139	105	238	13	19	16	7
8.	Georgia Tech	30	.251	.320	.348	998	132	250	43	6	14	127	90	227	19	30	18	8
9.	Boston College	29	.242	.330	.326	954	101	231	37	5	11	92	117	204	21	35	22	7
10.	Florida State	30	.242	.374	.362	1004	191	243	42	0	26	169	168	263	18	26	10	7
11.	Pitt	30	.238	.326	.349	958	121	228	41	10	15	112	108	260	22	45	20	15
12.	North Carolina	29	.237	.348	.341	940	128	223	38	6	16	120	139	192	33	44	31	17
13.	Notre Dame	30	.236	.323	.359	1045	139	247	46	5	24	129	117	248	25	35	20	6
14.	Duke	29	.235	.318	.313	940	95	221	40	6	7	81	101	241	24	37	11	7

TEAM PITCHING

		G	ERA	BAvg	W-L	IP	H	R	ER	BB	SO	CG	SHO	SV	2B	3B	HR	SO/9
1.	Louisville	30	2.66	.194	25	5	277	193	99	82	119	258	0	6	6	10	3.87	8.38
2.	NC State	29	2.70	.218	15	13	267	209	115	80	151	255	0	11	0	8	5.09	8.6
3.	Notre Dame	30	3.22	.260	17	13	282.2	271	113	101	97	179	1	15	1	8	3.09	5.70
4.	Miami	31	3.23	.239	22	8	284.1	253	124	102	107	220	1	11	5	6	3.39	6.96
5.	Duke	29	3.95	.264	10	19	25.1	252	137	110	122	226	0	10	1	6	4.39	8.13
6.	Virginia	30	4.02	.248	15	15	266.1	244	137	119	150	251	0	20	0	11	5.07	8.48
7.	North Carolina	29	4.03	.246	13	16	261	237	131	117	108	223	2	18	2	4	3.72	7.69
8.	Florida State	30	4.10	.263	17	13	270	273	157	123	102	269	1	27	2	4	3.4	8.97
9.	Clemson	29	4.11	.261	16	13	263	268	140	120	98	222	0	24	2	6	3.35	7.60
10.	Boston College	29	4.71	.268	10	19	256	259	154	134	117	229	2	23	2	4	4.11	8.05
11.	Georgia Tech	30	5.19	.287	13	17	261.2	290	173	151	144	190	0	20	1	3	4.95	6.54
12.	Pitt	30	5.98	.294	9	21	26.1	308	211	173	99	213	1	30	3	3	3.42	7.36
13.	Virginia Tech	29	6.15	.300	13	16	254.2	307	205	174	139	199	1	22	0	4	4.91	7.03
14.	Wake Forest	30	6.16	.285	12	18	263	294	206	180	165	196	0	35	0	4	5.65	6.71

INDIVIDUAL BATTING - MIN 2.5 AB/TEAM GAME

		YR	GS	Avg	OB%	SLG%	AB	R	H	2B	3B	HR	RBI	BB	SO	SB	SBA	SF	SH
1.	George Iskenderian-UM	JR	31	.391	.451	.516	128	33	50	8	1	2	27	12	19	11	11	2	1
2.	Joey Rodriguez-WF	JR	28	.384	.470	.576	99	19	38	13	0	2	15	12	21	4	7	2	1
3.	Stuart Fairchild-WF	FR	30	.377	.443	.535	114	14	43	9	0	3	20	7	25	5	7	1	2
4.	Reed Rohlman-CU	FR	29	.373	.414	.517	118	22	44	11	0	2	29	8	15	2	3	0	1
5.	Erik Payne-VT	SR	29	.369	.462	.577	111	21	41	8	0	5	28	16	25	0	3	0	1
6.	Garrett Kennedy-UM	SR	30	.359	.449	.513	117	28	42	4	1	4	24	18	14	1	1	0	1
7.	Nate Mondou-WF	SO	30	.354	.400	.598	127	26	45	11	1	6	33	10	16	2	3	0	2
8.	Corey Ray-UL	SO	30	.352	.440	.59	122	28	43	6	1	7	27	18	30	24	29	1	0
9.	Robbie Coman-VA	JR	28	.347	.407	.429	98	8	34	5	0	1	13	9	6	1	4	4	0
10.	Kyle Fiala-ND	SO	30	.341	.411	.484	126	23	43	8	2	2	11	14	16	4	6	3	0

INDIVIDUAL PITCHING - MIN 1.0 IP/TEAM GAME

		YR	G	GS	ERA	BAvg	W	L	IP	H	R	ER	BB	SO	CG	SHO	SV	2B	3B	HR	
1.	Ryan Smoyer-ND	SO	7	4	1.01	.219	5	0	35.2	28	5	4	6	15	0	2	0	0	0	1.51	3.79
2.	Matthew Crownover-CU	JR	10	10	1.03	.176	7	1	70	44	13	8	28	61	0	3	0	0	0	3.60	7.84
3.	Joe O'Donnell-ST		14	0	1.64	.200	5	2	38.1	27	14	7	16	33	0	2	0	0	0	3.76	7.75
4.	Brendan McKay-UL	FR	10	9	1.77	.140	6	2	61	28	17	12	25	70	0	1	0	0	0	3.69	1.33
5.	Brian Brown-ST		10	10	2.16	.243	3	3	50	43	16	12	21	43	0	3	0	0	0	3.78	7.74
6.	Sarkis Ohanian-DU	SR	14	0	2.17	.221	1	1	29	23	9	7	10	36	0	0	0	0	0	3.10	11.17
7.	Josh Rogers-UL	SO	10	10	2.56	.234	5	0	59.2	54	20	17	18	45	0	2	0	0	0	2.72	6.79
8.	Zac Gallen-NC	SO	10	10	2.90	.224	3	2	68.1	57	27	22	17	56	2	6	1	0	0	2.24	7.38
9.	Cory Wilder-ST		9	9	3.03	.150	1	3	38.2	20	14	13	37	47	0	1	0	0	0	8.61	1.94
10.	Andrew Suarez-UM	JR	9	9	3.06	.258	5	1	50	50	25	17	14	48	0	2	0	0	0	2.52	8.64



2015 ACC STATS

HITS		CL	G	H	H/G
1.	George Iskenderian-UM	JR	31	50	1.61
2.	Nate Mondou-WF	SO	30	45	1.50
3.	Reed Rohlman-CU	FR	29	44	1.52
4.	Kyle Fiala-ND	SO	30	43	1.43
	Corey Ray-UL	SO	30	43	1.43
	Stuart Fairchild-WF	FR	30	43	1.43
7.	Garrett Kennedy-UM	SR	30	42	1.40
8.	Erik Payne-VT	SR	29	41	1.41
9.	Sutton Whiting-UL	SR	29	39	1.34
	Will Craig-WF	SO	30	39	1.30
10.	Charlie White-MD	JR	62	71	1.15

RUNS SCORED		CL	G	R	R/G
1.	George Iskenderian-UM	JR	31	33	1.06
2.	DJ Stewart-FS	JR	30	29	0.97
	Alex Perez-VT	SR	29	29	1.00
	Steven Duggar-CU	JR	29	29	1.00
	John Sansone-FS	JR	30	29	0.97
6.	Corey Ray-UL	SO	30	28	0.93
	Zack Collins-UM	SO	31	28	0.90
	Garrett Kennedy-UM	SR	30	28	0.93
3 tied with 27 run(s) scored					

HOME RUNS		CL	G	HR	HR/G
1.	David Thompson-UM	JR	31	11	0.35
2.	Will Craig-WF	SO	30	9	0.30
3.	Zack Collins-UM	SO	31	8	0.26
4.	Corey Ray-UL	SO	30	7	0.23
	Logan Ratledge-ST		29	7	0.24
	Brendon Hayden-VT	SR	29	7	0.24
7.	DJ Stewart-FS	JR	30	6	0.20
	Nate Mondou-WF	SO	30	6	0.20
	A.J. Murray-GT	SR	30	6	0.20
8 tied with 5 home run(s)					

DOUBLES		CL	G	2B	2B/G
1.	Joey Rodriguez-WF	JR	28	13	0.46
2.	Logan Ratledge-ST		29	12	0.41
	Will Craig-WF	SO	30	12	0.40
4.	Nate Mondou-WF	SO	30	11	0.37
	Robert Youngdahl-ND	SR	30	11	0.37
	Reed Rohlman-CU	FR	29	11	0.38
6.	tied with 10 double(s)				

TRIPLES		CL	G	3B	3B/G
1.	Daniel Spingola-GT	JR	64	8	.13
2.	Ben DeLuzio-FS	FR	51	5	.10
	Brett Austin-ST	JR	54	5	.09
	Robert Youngdahl-ND	JR	51	5	.10
	Stephen Vranka-UP	SR	52	5	.10
6.	Tyler Palmer-UM	SR	62	4	.06
	Mark Lumpa-DU	SR	57	4	.07
10 tied with 3 triple(s)					

RUNS BATTED IN		CL	G	RBI	RBI/G
1.	David Thompson-UM	JR	31	44	1.42
2.	Nate Mondou-WF	SO	30	33	1.1
3.	DJ Stewart-FS	JR	30	30	1
4.	Will Craig-WF	SO	30	29	0.97
	Matt Thaiss-VA	SO	30	29	0.97
	Reed Rohlman-CU	FR	29	29	1
7.	Brendon Hayden-VT	SR	29	28	0.97
	Erik Payne-VT	SR	29	28	0.97
3 tied with 42 RBI(s)					

STOLEN BASES		CL	G	SB	SB/G
1.	Corey Ray-UL	SO	30	24	0.80
2.	Andy Perez-DU	SR	29	14	0.48
3.	George Iskenderian-UM	JR	31	11	0.35
4.	Mike White-UL	SR	26	10	0.38
	Nick Solak-UL	SO	30	10	0.33
6.	Zach Lucas-UL	SR	30	9	0.30
7.	Tyler Ramirez-NC	SO	29	8	0.28
	Jake Palomaki-BC	FR	29	8	0.28
4 tied with 6 stolen base(s)					

TOTAL BASES		CL	G	TB	TB/G
1.	David Thompson-UM	JR	31	82	2.65
2.	Will Craig-WF	SO	30	78	2.60
3.	Nate Mondou-WF	SO	30	76	2.53
4.	Corey Ray-UL	SO	30	72	2.40
5.	Logan Ratledge-ST		29	70	2.41
6.	Zack Collins-UM	SO	31	68	2.19
7.	George Iskenderian-UM	JR	31	66	2.13
8.	Erik Payne-VT	SR	29	64	2.21
9.	Brendon Hayden-VT	SR	29	63	2.17
4 tied with 61 total base(s)					

WALKS		CL	G	BB	BB/G
1.	Jake Palomaki-BC	FR	29	29	1
	Steven Duggar-CU	JR	29	29	1
	DJ Stewart-FS	JR	30	29	0.97
4.	Jacob Wright-UP	JR	28	27	0.96
5.	Zack Collins-UM	SO	31	25	0.81
6.	Tyler Krieger-CU	JR	29	24	0.83
7.	Brendan McKay-UL	FR	30	23	0.77
8.	Cavan Biggio-ND	SO	30	22	0.73
	Chris Marconcini-FS	SR	26	22	0.85
3 tied with 21 walk(s)					

ON BASE PERCENTAGE		CL	G	AB	H	BB	HP	SF	OB%
1.	DJ Stewart-FS	JR	30	102	33	29	5	0	.493
2.	Jacob Wright-UP	JR	28	95	29	27	4	0	.476
3.	Joey Rodriguez-WF	JR	28	99	38	12	5	1	.470
4.	Jake Palomaki-BC	FR	29	100	30	29	2	0	.466
5.	Erik Payne-VT	SR	29	111	41	16	4	1	.462
6.	George Iskenderian-UM	JR	31	128	50	12	3	1	.451
7.	Sutton Whiting-UL	SR	29	116	39	21	3	0	.450
8.	Garrett Kennedy-UM	SR	30	117	42	18	2	1	.449
9.	Alex Perez-VT	SR	29	106	36	21	1	2	.446
10.	Stuart Fairchild-WF	FR	30	114	43	7	8	2	.443



2015 ACC STATS

SLUGGING PERCENTAGE		CL	G	AB	H	2B	3B	HR	SLG%
1.	Will Craig-WF	SO	30	115	39	12	0	9	.678
2.	David Thompson-UM	JR	31	123	37	10	1	11	.667
3.	Nate Mondou-WF	SO	30	127	45	11	1	6	.598
4.	Corey Ray-UL	SO	30	122	43	6	1	7	.590
5.	Logan Ratledge-ST		29	120	35	12	1	7	.583
6.	Erik Payne-VT	SR	29	111	41	8	0	5	.577
7.	Joey Rodriguez-WF	JR	28	99	38	13	0	2	.576
8.	Zack Collins-UM	SO	31	119	34	4	3	8	.571
9.	Stuart Fairchild-WF	FR	30	114	43	9	0	3	.535
10.	Brendon Hayden-VT	SR	29	118	35	7	0	7	.534

WINS		CL	G	W	W-L
1.	Matthew Crownover-CU	JR	10	7	1
2.	Brendan McKay-UL	FR	10	6	2
3.	Josh Rogers-UL	SO	10	5	0
	Ryan Smoyer-ND	SO	7	5	0
	Andrew Suarez-UM	JR	9	5	1
	Kyle Funkhouser-UL	JR	10	5	2
	Joe O'Donnell-ST		14	5	2
	Enrique Sosa-UM	JR	10	5	2
	Brandon Gold-GT	SO	10	5	3
	7 tied with 4 victory(s)				

INNINGS PITCHED		CL	G	IP	IP/G
1.	Matthew Crownover-CU	JR	10	70.0	7.00
2.	Zac Gallen-NC	SO	10	68.1	6.83
3.	Kyle Funkhouser-UL	JR	10	65.2	6.57
4.	Connor Jones-VA	SO	10	65.1	6.53
5.	Jonathan King-GT	JR	10	65.0	6.50
6.	Zack Erwin-CU	JR	10	64.1	6.43
	Brandon Gold-GT	SO	10	64.1	6.43
8.	Andrew Istler-DU	SR	10	63.2	6.37
9.	Thomas Woodrey-UM	JR	10	62.0	6.20
10.	Boomer Biegalski-FS	SO	10	61.2	6.17

STRIKEOUTS		CL	G	SO	SO/G
1.	Connor Jones-VA	SO	10	70	9.64
	Brendan McKay-UL	FR	10	70	10.33
3.	Boomer Biegalski-FS	SO	10	67	9.78
4.	Matthew Crownover-CU	JR	10	61	7.84
5.	T.J. Zeuch-UP	SO	10	59	8.70
6.	Andrew Istler-DU	SR	10	58	8.20
7.	Brandon Gold-GT	SO	10	57	7.97
8.	Zac Gallen-NC	SO	10	56	7.38
9.	Kyle Funkhouser-UL	JR	10	55	7.54
	3 tied with 51 strikeout(s)				

APPEARANCES		CL	APP	GS	W	L	SV
1.	Trevor Kelley-NC	SR	23	0	1	3	2
2.	Mitch Stallings-DU	FR	17	0	1	3	0
	Luke Scherzer-VT	SO	17	0	0	3	2
	Michael Mediavilla-UM	FR	17	0	2	0	0
5.	Sean Guenther-ND	FR	16	0	1	2	5
	Cooper Hammond-UM	SO	16	0	2	0	1
	Bryan Garcia-UM	SO	16	0	2	2	5
	Trent Thornton-NC	JR	16	1	2	6	2
	5 tied with 15 appearance(s)						

SAVES		CL	G	SV
1.	Kenny Koplove-DU	JR	10	6
	Josh Sborz-VA	JR	14	6
	Zack Burdi-UL	SO	12	6
4.	Sean Guenther-ND	FR	16	5
	Bryan Garcia-UM	SO	16	5

6.	Billy Strode-FS	SR	12	4
	Parker Dunshee-WF	SO	15	4
8.	Justin Dunn-BC	SO	14	3
	Tommy DeJuneas-ST		13	3
	Drew Harrington-UL	SO	7	3

GAMES STARTED		CL	APP	GS	W	L	SV
18 tied with 10 game(s) started							

SHUTOUTS		CL	G	SHO			
1.	Mike Compton-FS	JR	6	1			
	Zac Gallen-NC	SO	10	1			
	Thomas Woodrey-UM	JR	10	1			
	Mike King-BC	SO	10	1			
	10 tied with 1 shutout(s)						

COMPLETE GAMES		CL	APP	GS	CG	W	L
1.	Mike King-BC	SO	10	7	2	1	5
	Zac Gallen-NC	SO	10	10	2	3	2
3.	Mike Compton-FS	JR	6	6	1	2	3
	Thomas Woodrey-UM	JR	10	10	1	3	2
	Scott Kerrigan-ND	SR	8	5	1	1	3
	T.J. Zeuch-UP	SO	10	10	1	3	5
	Sean Keselica-VT	SR	9	9	1	4	3
	17 tied with 1 complete game(s)						

OPP. BATTING AVERAGE		CL	G	AB	H	AVG.
1.	Brendan McKay-UL	FR	10	200	28	.140
2.	Cory Wilder-ST		9	133	20	.150
3.	Matthew Crownover-CU	JR	10	250	44	.176
4.	Jesse Adams-BC	JR	12	156	31	.199
5.	Joe O'Donnell-ST		14	135	27	.200
6.	Jon Woodcock-VT	JR	9	157	34	.217
7.	Ryan Smoyer-ND	SO	7	128	28	.219
8.	Sarkis Ohanian-DU	SR	14	104	23	.221
9.	Kyle Funkhouser-UL	JR	10	241	54	.224
10.	Zac Gallen-NC	SO	10	254	57	.224

TEAM FIELDING		PO	A	E	DP	Pct
1.	Notre Dame	848	372	18	44	.985
2.	North Carolina	783	241	18	16	.983
3.	Georgia Tech	785	323	25	32	.978
4.	Boston College	768	295	28	27	.974
5.	Virginia Tech	764	298	29	16	.973
6.	Louisville	831	292	32	15	.972
7.	Miami	853	352	36	20	.971
8.	Virginia	799	329	34	21	.971
9.	Clemson	789	290	33	21	.970
10.	NC State	801	299	34	27	.970
11.	Pitt	781	305	38	19	.966
12.	Duke	751	305	37	19	.966
13.	Florida State	810	283	39	22	.966
14.	Wake Forest	789	284	43	32	.961



2016 OPPONENTS

RHODE ISLAND RAMS
FEB 19-21 ~ TALLAHASSEE, FLA.

Location Kingston, R.I.
 Enrollment..... 16,218
 Colors..... Keaney Blue, Navy Blue & White
 Nickname Rams
 Conference Atlantic 10
 Home Field / Capacity Bill Beck Field / 1,000
 Head Coach..... Raphael Cerrato (Rhode Island '94)
 Record at Rhode Island / Years..... 26-25-1 / 1 year
 Career Coaching Record / Years..... 157-122-1 / 6 years
 Assistant Coaches..... Jim Martin (St. Johns '05)
 Sean O'Brien (Franklin Pierce '06)
 2015 Overall Record..... 26-25-1
 2015 Conference Record / Finish..... 15-9 / 3rd place
 2015 Postseason Results none
 Lettermen Returning / Lost 21 / 10
 Position Starters Returning / Lost..... 6 / 2
 Pitchers Returning / Lost..... 12 / 4
 Series Record..... Florida State leads 6-0-0
 Last Meeting..... Feb. 17, 2013, Tallahassee - FSU W, 8-6 (10)
 Baseball SID Jodi Pontbriand
 SID E-mail..... jpontbriand@uri.edu
 SID Phone..... 401.874.5356
 Press Box Phone N/A
 Website..... www.gorhody.com

VILLANOVA WILDCATS
MAR 2 ~ TALLAHASSEE, FLA.

Location Villanova, Pa.
 Enrollment..... 6,390
 Colors..... Blue & White
 Nickname Wildcats
 Conference Big East
 Home Field / Capacity Villanova Ballpark at Plymouth / 750
 Head Coach..... Joe Godri (Pittsburgh '90)
 Record at Villanova / Years 340-388-3 / 14 years
 Career Coaching Record / Years..... 340-388-3 / 14 years
 Assistant Coaches..... Kevin Mulvey
 Matt Williams
 2015 Overall Record..... 22-28
 2015 Conference Record / Finish..... 7-11 / 6th place
 2015 Postseason Results none
 Lettermen Returning / Lost 24 / 9
 Position Starters Returning / Lost..... 15 / 1
 Pitchers Returning / Lost..... 10 / 8
 Series Record..... Florida State leads 3-0-0
 Last Meeting..... Mar. 3, 2013, Tallahassee - FSU W, 2-1
 Baseball SID David Berman
 SID E-mail..... david.berman@villanova.edu
 SID Phone..... 610.519.4122
 Press Box Phone Not Available
 Website..... www.villanova.com

COLLEGE OF CHARLESTON COUGARS
FEB 26-28 ~ TALLAHASSEE, FLA.

Location Charleston, SC
 Enrollment..... 11,619
 Colors..... Maroon & White
 Nickname Cougars
 Conference Colonial Athletic Association
 Home Field / Capacity Patriots Point / 2,000
 Head Coach..... Matt Heath (LSU '02)
 Record at CofC / Years..... 0-0 / 1st year
 Career Coaching Record / Years..... 0-0 / 1st year
 Assistant Coach Jeff Whitfield (Lander '05)
 Austin Morgan (CofC '10)
 2015 Overall Record..... 45-15
 2015 Conference Record / Finish..... 21-3 / 1st place
 2015 Postseason Results Tallahassee Regional
 Lettermen Returning / Lost 14/13
 Position Starters Returning / Lost..... 5/4
 Pitchers Returning / Lost..... 7/10
 Series Record..... Florida State leads 11-1-0
 Last Meeting..... June 1, 2015, Tallahassee - FSU W, 8-1
 Baseball SID Wes Johnson
 SID E-mail..... johnsonwj@cofc.edu
 SID Phone..... 843.953.3683
 Press Box Phone 843.319.7429
 Website..... www.cofcsports.com

ST. JOHN'S RED STORM
MAR 4-6 ~ TALLAHASSEE, FLA.

Location Queens, N.Y.
 Enrollment..... 20,881
 Colors..... Red & White
 Nickname Red Storm
 Conference Big East
 Home Field / Capacity Jack Kaiser Stadium / 3,500
 Head Coach..... Ed Blankmeyer (Seton Hall '76)
 Record at St. Johns / Years..... 688-421-3 / 20 years
 Career Coaching Record / Years..... 688-421-3 / 20 years
 Assistant Coaches Mike Hampton (Clemson '94)
 Corey Muscara (Franklin Pierce '09)
 2015 Overall Record..... 41-16
 2015 Conference Record / Finish..... 14-3 / 1st place
 2015 Postseason Results Stillwater Regional
 Lettermen Returning / Lost 21 / 14
 Position Starters Returning / Lost..... 4 / 5
 Pitchers Returning / Lost..... 7 / 8
 Series Record..... No previous meetings
 Baseball SID Tim Brown
 SID E-mail..... brownt1@stjohns.edu
 SID Phone..... 718.990.1521
 Press Box Phone 718.990.2724
 Website..... www.redstormsports.com

JACKSONVILLE DOLPHINS
MAR 1 ~ TALLAHASSEE, FLA.;
MAY 10 ~ JACKSONVILLE, FLA.;

Location Jacksonville, FL
 Enrollment..... 3,850
 Colors..... Green & Gold
 Nickname Dolphins
 Conference Atlantic Sun
 Home Field / Capacity John Sessions Stadium / 3,000
 Head Coach..... Tim Montez (Pepperdine '84)
 Record at Jacksonville / Years 47-63 / 3 years
 Career Coaching Record / Years..... 47-63 / 3 years
 Assistant Coaches..... Chris Hayes (Jacksonville '98)
 Chuck Jeroloman (Auburn '04)
 2015 Overall Record..... 26-30
 2015 Conference Record / Finish..... 12-9 / t-3rd place
 2015 Postseason Results none
 Lettermen Returning / Lost 19 / 10
 Position Starters Returning / Lost..... 5 / 4
 Pitchers Returning / Lost..... 9 / 3
 Series Record..... Florida State leads 124-38-0
 Last Meeting..... Feb. 24, 2015, Tallahassee - FSU W, 10-7
 Baseball SID Nolan Alexander
 SID E-mail..... nalexn2@ju.edu
 SID Phone..... 904.256.7444
 Press Box Phone N/A
 Website..... www.judolphins.com

USF BULLS
MAR 8 ~ TAMPA, FLA.

Location Tampa, FL
 Enrollment..... 47,646
 Colors..... Green & Gold
 Nickname Bulls
 Conference American Athletic
 Home Field / Capacity USF Baseball Stadium / 3,211
 Head Coach..... Mark Kingston (North Carolina '95)
 Record at USF / Years..... 34-26-1 / 1 year
 Career Coaching Record / Years..... 207-128-1 / 5 years
 Assistant Coach Mike Current (Blackburn '05)
 Billy Mohl (Tulane '07)
 2015 Overall Record..... 34-26-1
 2015 Conference Record / Finish..... 13-11 / t-3rd place
 2015 Postseason Results Gainesville Regional
 Lettermen Returning / Lost 14 / 17
 Position Starters Returning / Lost..... 6 / 3
 Pitchers Returning / Lost..... 6 / 10
 Series Record..... Florida State leads 72-16-0
 Last Meeting..... March 4, 2015, Tallahassee - FSU W, 7-3
 Baseball SID Mike Radomski
 SID E-mail..... mradomski@usf.edu
 SID Phone..... 813.974.7009
 Press Box Phone Not Available
 Website..... www.gousfbulls.com



2016 OPPONENTS

TOLEDO ROCKETS MAR 9 ~ TALLAHASSEE, FLA.

Location Toledo, OH
 Enrollment..... 20,235
 Colors..... Midnight Blue & Gold
 Nickname Rockets
 Conference Mid American
 Home Field / Capacity Baseball Complex at Scott Park / 1,000
 Head Coach..... Cory Mee (Notre Dame '92)
 Record at Toledo / Years 286-360 / 13 years
 Career Coaching Record / Years..... 286-360 / 13 years
 Assistant Coaches..... Josh Bradford (Ky. Wesleyan '02)
 Nick McIntyre (Purdue '03)
 2015 Overall Record..... 22-32
 2015 Conference Record / Finish..... 11-16 / t-3rd West
 2015 Postseason Results none
 Lettermen Returning / Lost 20 / 6
 Position Starters Returning / Lost..... 8 / 1
 Pitchers Returning / Lost..... 12 / 4
 Series Record..... No previous meetings
 Baseball SID Mike Scholze
 SID E-mail..... michael.scholze@utoledo.edu
 SID Phone..... 419.530.4926
 Press Box Phone Not Available
 Website..... www.utrockets.com

PITTSBURGH PANTHERS MAR 18-20 ~ PITTSBURGH, PA.

Location Pittsburgh, Pa.
 Enrollment..... 28,823
 Colors..... Vegas Gold & Navy
 Nickname Panthers
 Conference Atlantic Coast
 Home Field / Capacity Charles L. Cost Field / 900
 Head Coach..... Joe Jordano (Westminster '85)
 Record at Pittsburgh / Years..... 514-177-2 / 11 years
 Career Coaching Record / Years..... 514-177-2 / 11 years
 Assistant Coaches..... Jerry Oakes (Coastal Carolina, '12)
 Bryan Peters (South Florida, '97)
 2015 Overall Record..... 20-32
 2015 Conference Record / Finish..... 9-20 / 7th-Coastal
 2015 Postseason Results none
 Lettermen Returning / Lost 14 / 13
 Position Starters Returning / Lost..... 7 / 3
 Pitchers Returning / Lost..... 5 / 6
 Series Record..... Florida State leads 22-0-0
 Last Meeting..... April, 18, 2015, Tallahassee - FSU W, 10-6
 Baseball SID Kelly Dumrauf
 SID E-mail..... kdumrauf@athletics.pitt.edu
 SID Phone..... 412.648.8240
 Press Box Phone N/A
 Website..... www.pittsburghpanthers.com

GEORGIA TECH YELLOW JACKETS MAR 11-13 ~ TALLAHASSEE, FLA.

Location Atlanta, Ga.
 Enrollment..... 21,000
 Colors..... Old Gold & White
 Nickname Yellow Jackets, Raming Wreck
 Conference Atlantic Coast
 Home Field / Capacity Russ Chandler Stadium / 4,157
 Head Coach..... Danny Hall (Miami (OH) '77)
 Record at Georgia Tech / Years..... 1,131-569-1 / 28 years
 Career Coaching Record / Years..... 923-452-1 / 22 years
 Assistant Coaches..... Bryan Price (Georgia Tech '05)
 Jason Howell (North Carolina '02)
 2015 Overall Record..... 32-23
 2015 Conference Record / Finish..... 13-17 / 5th-Coastal
 2015 Postseason Results none
 Lettermen Returning / Lost 21 / 7
 Position Starters Returning / Lost..... 7 / 3
 Starting Pitchers Returning / Lost..... 4 / 0
 Series Record..... Florida State leads 70-45-0
 Last Meeting..... March 8, 2015, Tallahassee - FSU W, 8-4
 Baseball SID Mike DeGeorge
 SID E-mail..... mdegeorge@athletics.gatech.edu
 SID Phone..... 404.894.5445
 Press Box Phone 404.894.3167
 Website..... www.ramblinwreck.com

UCF KNIGHTS MAR 22-23 ~ TALLAHASSEE, FLA.

Location Orlando, FL
 Enrollment..... 60,810
 Colors..... Black & Gold
 Nickname Knights
 Conference American Athletic
 Home Field / Capacity Jay Bergman Field / 3,600
 Head Coach..... Terry Rooney (Radford '96)
 Record at UCF / Years..... 235-177 / 7 years
 Career Coaching Record / Years..... 235-177 / 7 years
 Associate Head Coach Ryan Klosterman (Vanderbilt '04)
 Assistant Coach Brandon Ramos (UCF '09)
 2015 Overall Record..... 31-27
 2015 Conference Record / Finish..... 10-14 / 7th place
 2015 Postseason Results none
 Lettermen Returning / Lost 15 / 19
 Position Starters Returning / Lost..... 7 / 11
 Pitchers Returning / Lost..... 8 / 8
 Series Record..... Florida State leads 30-6-0
 Last Meeting..... March 11, 2015, Tallahassee - FSU W, 15-11
 Baseball SID Nate Blythe
 SID E-mail..... nblythe@ucf.edu
 SID Phone..... 772.240.8742
 Press Box Phone N/A
 Website..... www.ucfknights.com

FLORIDA GATORS MAR 15 ~ GAINESVILLE, FLA.; MAR 29 ~ JACKSONVILLE, FLA.; APR 12 ~ TALLAHASSEE, FLA.

Location Gainesville, FL
 Enrollment..... 49,878
 Colors..... Orange & Blue
 Nickname Gators
 Conference Southeastern - Eastern Division
 Home Field / Capacity Alfred A. McKethan Stadium at Perry Field / 5,500
 Head Coach..... Kevin O'Sullivan (Virginia '91)
 Record at Florida / Years 344-173 / 8th year
 Career Coaching Record / Years..... 344-173 / 8th year
 Assistant Coach Craig Bell (North Florida '89)
 Brad Weitzel (CofC '83)
 2015 Overall Record..... 52-18
 2015 Conference Record / Finish..... 19-11 / 2nd East
 2015 Postseason Results College World Series
 Lettermen Returning / Lost 18 / 14
 Position Starters Returning / Lost..... 6 / 3
 Pitchers Returning / Lost..... 7 / 9
 Series Record..... Florida State leads 127-107-1
 Last Meeting..... June 6, 2015, Gainesville - FSU W, 11-4
 Baseball SID John Hines
 SID E-mail..... johnh@gators.ufl.edu
 SID Phone..... 352.375.4683 (ext. 6130)
 Press Box Phone 352.375.4683 (ext. 4355, 4356)
 Website..... www.floridagators.com

NC STATE WOLFPACK MAR 25-27 ~ TALLAHASSEE, FLA.

Location Raleigh, N.C.
 Enrollment..... 34,015
 Colors..... Red & White
 Nickname Wolfpack
 Conference Atlantic Coast
 Home Field / Capacity Doak Field at Dail Park / 3,100
 Head Coach..... Elliott Avent
 Record at NC State / Years..... 717-444 / 19 years
 Career Coaching Record / Years..... 942-657 / 27 years
 Assistant Coaches Chris Hart
 Scott Foxhall
 2015 Overall Record..... 36-23
 2015 Conference Record / Finish..... 15-14 / 5th Atlantic
 2015 Postseason Results Fort Worth Regional
 Lettermen Returning / Lost N / A
 Position Starters Returning / Lost..... 8 / 4
 Pitchers Returning / Lost..... N / A
 Series Record..... Florida State leads 65-28-0
 Last Meeting..... May 24, 2015, Durham, NC - FSU W, 6-2
 Baseball SID Cavan Fosnes
 SID E-mail..... cafosnes@ncsu.edu
 SID Phone..... 919.896.1863
 Press Box Phone N / A
 Website..... www.gopack.com



2016 OPPONENTS

BOSTON COLLEGE EAGLES

APR 1-3 ~ CHESTNUT HILL, MASS.

Location Chestnut Hill, MA
 Enrollment..... 14,100
 Colors..... Maroon & Gold
 Nickname Eagles
 Conference Atlantic Coast
 Home Field / Capacity Diamond Shea Field / 2,306
 Head Coach..... Mike Gambino (Boston College '00)
 Record at Boston College / Years.....100-166 / 6 years
 Career Coaching Record / Years.....100-166 / 6 years
 Assistant CoachJim Foster (Providence '93)
 Assistant Coach Scott Foxhall (Eastern Connecticut State '06)
 2015 Overall Record.....27-27
 2015 Conference Record / Finish.....10-19 / 7th-Atlantic
 2015 Postseason Resultsnone
 Lettermen Returning / Lost19 / 11
 Position Starters Returning / Lost.....7 / 2
 Pitchers Returning / Lost.....8 / 8
 Series Record..... Florida State leads 27-4-0
 Last Meeting.....Mar. 8, 2015, Tallahassee - FSU W, 8-4
 Baseball SIDZanna Ollove
 SID E-mail..... ollove@bc.edu
 SID Phone.....617.552.2004
 Press Box PhoneN/A
 Website.....www.bceagles.com

STETSON HATTERS

APR 19-20 ~ TALLAHASSEE, FLA.

MAY 5 ~ DeLAND, FLA.

LocationDeLand, FL
 Enrollment..... 4,333
 Colors..... Hunter Green & White
 Nickname Hatters
 Conference Atlantic Sun
 Home Field / Capacity .. Melching Field at Conrad Park / 900
 Head Coach.....Pete Dunn (Stetson '72)
 Record at Stetson / Years 1,283-857-3 / 36 years
 Career Coaching Record / Years..... 1,283-857-3 / 36 years
 Assistant Coach Mark Leavitt (Princeton '88)
 Assistant Coach Dave Therneau (Bellevue '00)
 2015 Overall Record.....29-30
 2015 Conference Record/Finish..... 12-9 / 6th
 2015 Postseason Resultsnone
 Lettermen Returning / Lost22 / 12
 Position Starters Returning / Lost.....6 / 4
 Pitchers Returning / Lost.....6 / 0
 Series Record..... Florida State leads 57-22-0
 Last Meeting.....May 5, 2015, DeLand - FSU W, 3-1
 Baseball SIDRicky Hazel
 SID E-mail..... jhazel@stetson.edu
 SID Phone.....386.822.8937
 Press Box Phone386.736.7360
 Website.....www.gohatters.com

LOUISVILLE CARDINALS

APR 8-10 ~ TALLAHASSEE, FLA.

Location Louisville, Ky.
 Enrollment..... 22,000
 Colors..... Red & Black
 Nickname Cardinals
 Conference Atlantic Coast
 Home Field / Capacity Jim Patterson Stadium / 4,000
 Head Coach.....Dan McDonnell (The Citadel '92)
 Record at Louisville / Years406-177 / 9 years
 Career Coaching Record / Years.....406-177 / 9 years
 Associate Head CoachRoger Williams (East Carolina '92)
 Assistant CoachEric Snider (Northern Iowa '97)
 Assistant Coach Adam Vrable (Coastal Carolina '07)
 2015 Overall Record.....47-18
 2015 Conference Record / Finish.....25-5 / 1st-Atlantic
 2015 Postseason Results Louisville Super Regional
 Lettermen Returning / Lost21 / 8
 Position Starters Returning / Lost.....6 / 3
 Pitchers Returning / Lost.....10 / 5
 Series Record..... Florida State leads 19-5-0
 Last Meeting.....May 23, 2015, Durham, NC - FSU W, 6-0
 Baseball SID Garrett Wall
 SID E-mail..... g.wall@louisville.edu
 SID Phone.....502.852.3088
 Press Box Phone502.852.3700
 Website.....www.gocards.com

NOTRE DAME FIGHTING IRISH

APR 22-24 ~ TALLAHASSEE, FLA.;

Location Notre Dame, IN
 Enrollment..... 12,179
 Colors..... Gold & Blue
 Nickname Fighting Irish
 Conference Atlantic Coast
 Home Field / Capacity Frank Eck Stadium / 2,500
 Head Coach.....Mik Aoki (Davidson '90)
 Record at Notre Dame / Years 147-134-1 / 6 years
 Career Coaching Record / Years..... 357-397-2 / 16 years
 Assistant CoachesJesse Woods (Wheaton '04)
 Chuck Ristano (Sacred Heart '04)
 2015 Overall Record.....37-23
 2015 Conference Record / Finish...17-13 / t-2nd-Atlantic
 2015 Postseason ResultsChampaign Regional
 Lettermen Returning / Lost20 / 12
 Position Starters Returning / Lost.....5 / 3
 Starting Pitchers Returning / Lost.....12 / 5
 Series Record..... Florida State leads 8-7-0
 Last Meeting.....April 12, 2015, South Bend, IN - FSU W, 2-1
 Baseball SIDRussell Dorn
 SID E-mail..... rdorn@nd.edu
 SID Phone.....574.631.4780
 Press Box PhoneN/A
 Website.....www.und.com

WAKE FOREST DEMON DEACONS

APR 15-17 ~ WINSTON-SALEM, N.C.

Location Winston-Salem, NC
 Enrollment..... 4,846
 Colors..... Old Gold & Black
 Nickname Demon Deacons
 Conference Atlantic Coast-Atlantic Division
 Home Field / Capacity .. Gene Hooks Field at WF Baseball Park / 6,000
 Head Coach..... Tom Walter (Georgetown '01)
 Record at Wake Forest / Years.....161-171 / 7 years
 Career Coaching Record/Years.....598-502 / 20 years
 Assistant Coach Bill Cilento (Siena '03)
 Assistant Coach Matt Hobbs (Missouri '02)
 2015 Overall Record.....27-26
 2015 Conference Record / Finish.....12-18 / 6th-Atlantic
 2015 Postseason Resultsnone
 Lettermen Returning / Lost21 / 12
 Position Starters Returning / Lost.....8 / 1
 Pitchers Returning / Lost.....5 / 1
 Series Record..... Florida State leads 86-23-0
 Last Meeting... March 15, 2015, Tallahassee - FSU W, 9-6
 Baseball SID Jay Garneau
 SID E-mail..... garneajp@wfu.edu
 SID Phone.....336.758.3229
 Press Box Phone336.759.7373
 Website.....www.wakeforestsports.com

CLEMSON TIGERS

APR 30-MAY 2 ~ CLEMSON, SC

LocationClemson, SC
 Enrollment..... 21,957
 Colors..... Tiger Orange & Regalia
 Nickname Tigers
 Conference Atlantic Coast-Atlantic Division
 Home Field / Capacity Doug Kingsmore Stadium / 6,272
 Head Coach.....Monte Lee (College of Charleston '00)
 Record at Clemson / Years0-0 / 1st year
 Career Coaching Record/Years.....276-145 / 7 years
 Assistant Coach Bradley LeCroy (Clemson '01)
 Assistant Coach Andrew See (Ohio '02)
 2015 Overall Record.....32-29
 2015 Conference Record / Finish.....16-13 / 4th-Atlantic
 2015 Postseason ResultsFullerton Regional
 Lettermen Returning / Lost24 / 10
 Position Starters Returning / Lost.....6 / 3
 Pitchers Returning / Lost.....1 / 4
 Series Record..... Florida State leads 24-4
 Last Meeting.....May 20, 2015, Durham, NC - FSU W, 3-1
 Baseball SID Kyle Young
 SID E-mail..... kmyoung@clemson.edu
 SID Phone.....864.656.1989
 Press Box Phone864.656.7731
 Website.....www.clemsonigers.com



2016 OPPONENTS

BOWLING GREEN FALCONS

MAY 6-8 ~ TALLAHASSEE, FLA.

Location Bowling Green, OH
 Enrollment..... 17,558
 Colors..... Orange & Brown
 Nickname Falcons
 Conference Mid-American (East Division)
 Home Field / Capacity Warren E. Steller Field / 1,100
 Head Coach..... Danny Schmitz (Eastern Michigan '79)
 Record at Bowling Green / Years..... 662-637-5 / 25 years
 Career Coaching Record / Years..... 662-637-5 / 25 years
 Assistant Coaches..... Rick Blanc (Bowling Green '98)
 Ryan Shay (Bowling Green '09)
 2015 Overall Record..... 25-29
 2015 Conference Record/Finish 14-13 / 3rd East
 2015 Postseason Results none
 Lettermen Returning/Lost 23 / 8
 Position Starters Returning/Lost..... 11 / 5
 Pitchers Returning/Lost..... 12 / 3
 Series Record..... Florida State leads 1-0-0
 Last Meeting..... Mar. 25, 1970, Tallahassee - FSU W, 17-8
 Baseball SID James Nahikian
 SID E-mail..... jnahiki@bgsu.edu
 SID Phone..... 419.372.7075
 Press Box Phone 248.224.8113
 Website..... www.bgsufalcons.com

DUKE BLUE DEVILS

MAY 13-15 ~ DURHAM, NC

Location Durham, NC
 Enrollment..... 6,524
 Colors Duke Blue & White
 Nickname Blue Devils
 Conference Atlantic Coast
 Home Field / Capacity Durham Bulls Athletic Park /
 10,000 (Grass), 2,000 (Turf)
 Head Coach..... Chris Pollard (Davidson '96)
 Record at Duke / Years..... 90-76 / 3 years
 Career Coaching Record / Years..... 475-394-3 / 16 years
 Assistant Coach Josh Jordan (Catawba, '02)
 Assistant Coach Pete Maki (Franklin & Marshall, '04)
 2015 Overall Record..... 31-22
 2015 Conference Record / Finish 16-14 / 6th Coastal
 2015 Postseason Results none
 Lettermen Returning / Lost 21 / 10
 Position Starters Returning / Lost..... 13 / 9
 Pitchers Returning / Lost..... 14 / 8
 Series Record..... Florida State leads 73-20-0
 Last Meeting..... Apr. 21, 1991, Tallahassee - FSU W, 14-6
 Baseball SID Ashley Wolf
 SID E-mail..... awolf@duaa.duke.edu
 SID Phone..... 919.668.4393
 Press Box Phone N/A
 Website..... www.goduke.com

MIAMI HURRICANES

MAY 19-21 ~ TALLAHASSEE, FLA.

Location Miami, FL
 Enrollment..... 15,629
 Colors..... Orange, Green & White
 Nickname Tigers
 Conference Atlantic Coast
 Home Field / Capacity Alex Rodriguez Park / 4,999
 Head Coach..... Jim Morris (Elon '73)
 Record at Miami / Years 981-381-3 / 22 years
 Career Coaching Record / Years..... 1616-688-4 / 38 years
 Associate Head Coach Gino DiMare (Miami '98)
 Assistant Coaches..... J.D. Arteaga (Miami '02)
 Norberto Lopez (Nova Southeastern, '99)
 2015 Overall Record..... 50-17
 2015 Conference Record / Finish 22-8 / 1st-Coastal
 2015 Postseason Results College World Series
 Lettermen Returning / Lost 18 / 11
 Position Starters Returning / Lost..... 5 / 4
 Pitchers Returning / Lost..... 8 / 6
 Series Record..... Florida State leads 149-124-4
 Last Meeting..... April 26, 2015, Miami - Miami 12-0
 Baseball SID Camron Ghorbi
 SID E-mail cghorbi@miami.edu
 SID Phone..... 305.284.3230
 Press Box Phone N/A
 Website..... www.hurricanesports.com



ALL-TIME SERIES RECORDS

TEAM	SERIES		
	FIRST MTNG.	LAST MTNG.	STANDINGS W-L-T
Akron	1999	2001	4-0-0
Alabama	1967	2014	7-3-0
Ala-Birmingham	1988	2012	2-0-0
Alabama State	2015	2015	1-0-0
Amherst	1952	1964	7-1-0
Appalachian State	1993	2007	16-0-0
Arizona	1963	2012	5-8-0
Arizona State	1987	2004	23-11-0
Arkansas	1985	2009	0-5-0
Armstrong State	1985	1985	2-0-0
Army	1975	2005	2-0-0
Auburn	1954	2009	75-41-0
Austin Peay	1979	1987	5-0-0
Ball State	1984	1991	19-2-0
Baptist	1988	1990	7-0-0
Belmont Abbey	1969	1969	2-0-0
Bethune-Cookman	2000	2011	5-0-0
Biscayne College	1976	1976	4-0-0
Boston College	2007	2015	27-4-0
Bowling Green	1970	1970	1-0-0
Bradley	1950	1950	1-1-0
Brigham Young	1994	1994	1-0-0
Brooklyn College	1980	1980	1-0-0
Brown	1971	2006	8-1-0
Bucknell	2008	2008	1-1-0
Butler	2004	2004	1-0-0
California	1992	1992	1-0-0
UCLA	2012	2012	1-0-0
UC-Santa Barbara	1996	1996	1-0-0
Cal St-Fullerton	1984	1999	7-10-0
Cal St-Northridge	1996	1996	1-0-0
Campbellsville College	1981	1981	1-0-0
Central Connecticut St.	2010	2010	1-0-0
UCF	1985	2015	30-6-0
Central Michigan	1990	1994	2-0-0
Charleston Southern*	1988	2010	18-0-0
Chicago State	1972	1972	3-0-0
Cincinnati	1953	1991	22-2-0
The Citadel	1998	2003	9-1-0
Clemson	1958	2015	71-63-1
Cleveland State	1981	1982	3-0-0
Coastal Carolina	1991	2015	13-1-0
College of Charleston	1992	2015	11-1-0
Columbus College	1974	1976	5-0-0
Connecticut	1957	1957	0-1-0
Cumberland	1973	1973	2-0-0
Dartmouth	1970	1970	1-0-0
Davidson	1954	1954	1-0-0
Dayton	1980	1980	1-0-0
Delaware	1979	1998	1-1-0
Duke	1954	2014	73-20-0
Duquesne	2008	2008	3-0-0
East Carolina	1962	1984	4-3-0
East Tennessee State	1978	1978	2-0-0
Eastern Illinois	1980	1980	1-0-0
Eastern Michigan	1975	1982	0-2-0
Evansville	2000	2003	4-0-0
Fairleigh Dickinson	1973	1973	2-0-0

TEAM	SERIES		
	FIRST MTNG.	LAST MTNG.	STANDINGS W-L-T
Flagler	1980	1982	4-1-0
Florida	1956	2015	127-107-1
Florida A&M	1971	2002	13-0-0
Florida Atlantic	1995	1998	8-1-0
Florida Gulf Coast	2009	2015	7-2-0
Florida International	1973	2012	16-6-0
Florida Southern	1949	1974	29-13-1
Fresno State	1991	1991	0-1-0
Furman	1955	1994	14-1-0
George Mason	1985	1985	1-0-0
George Washington	1958	1959	2-0-0
Georgia	1951	2015	39-27-0
Georgia Savannah	1948	1948	0-1-0
Georgia Southern**	1948	2014	94-32-0
Ga Southwestern	1976	1976	3-1-0
Georgia State	1981	2010	28-2-0
Georgia Tech	1959	2014	70-45-0
Grambling State	1985	2009	17-1-0
Hawaii	1977	2005	9-9-0
Hawaii-Hilo	1994	2005	10-1-0
Hawaii Pacific	1998	2005	2-1-0
High Point	2009	2009	2-0-0
Hofstra	2007	2012	16-0-0
Holy Cross	1970	1970	2-0-0
Howard	1976	1976	1-1-0
Illinois	1956	1990	5-0-0
Illinois State	2004	2004	1-0-0
Indiana	1956	2013	6-2-0
Indiana State	1986	1986	1-0-0
Iowa	1988	1988	1-0-0
Ithaca	1957	1962	3-0-0
Jackson State	1981	1981	1-0-0
Jacksonville	1960	2015	124-38-0
Jacksonville State	1954	1973	3-0-0
Kearney State	1977	1977	2-0-0
Kent	1992	1992	1-0-0
Kentucky	1965	1977	6-1-0
Kentucky Wesleyan	1968	1969	4-0-0
Kenyon	1952	1952	2-0-0
Lafayette	1971	1990	4-0-0
Lamar	1988	1988	1-0-0
Lenoir-Rhyne	1980	1980	1-0-0
Lewis	1974	1974	0-3-0
Le Moyne	2010	2010	2-1-0
Liberty	1998	2001	2-0-0
Long Beach State	1993	1998	0-2-0
Long Island	1997	1998	2-0-0
Louisiana State	1955	2000	13-6-0
Louisville	1977	2015	19-5-0
Loyola (La.)	1952	1969	11-1-0
Maine	1988	2012	9-0-0
Marietta	1973	1977	1-1-0
Marist	1997	2009	2-0-0
Marshall	1978	1997	5-1-0
Maryland	1965	2014	68-8-0
Memphis State	1977	1991	42-15-0
Mercer	1948	2015	59-8-0
Mercer-Atlanta	1974	1982	9-0-0

TEAM	SERIES		
	FIRST MTNG.	LAST MTNG.	STANDINGS W-L-T
Miami	1951	2015	149-124-4
Michigan	1959	1995	7-1-0
Michigan State	1957	2004	15-6-0
Middle Georgia	1948	1958	2-0-0
Millsaps	1949	1949	1-0-0
Minnesota	1981	2014	20-1-0
Mississippi	1949	1995	7-2-0
Mississippi College	1948	1960	11-4-1
Mississippi State	1964	2007	6-6-0
Missouri-Rolla	1980	1980	2-0-0
Monmouth	1980	1980	1-0-0
Morehead State	1978	1998	3-0-0
Navy	1963	1963	0-1-0
Nebraska	2004	2004	1-0-0
New Orleans	1980	1991	3-3-0
New York University	1970	1970	2-0-0
Nevada-Las Vegas	1977	1984	4-8-0
Niagara	1974	2014	10-0-0
North Carolina	1956	2015	67-30-0
UNC Asheville	1994	2009	21-1-0
UNC Charlotte	1987	1987	2-0-0
UNC Greensboro	1997	1998	4-0-0
NC State	1962	2015	65-28-0
UNC Wilmington	1974	2015	6-0-0
North Central	1977	1977	3-0-0
North Florida	2006	2010	8-2-0
North Georgia	2012	2012	1-0-0
Northeast Louisiana	1964	1964	1-0-0
Northeastern Illinois	1996	1996	1-0-0
Northern Illinois	1971	1971	1-0-0
Northern Iowa	1991	2001	7-0-0
Northern Kentucky	1980	1980	1-0-0
Notre Dame	1956	2015	8-7-0
Oakland	1978	2015	7-0-0
Oglethorpe	1949	1949	0-1-0
Ohio	1970	1974	1-1-0
Ohio State	1960	2009	6-3-0
Oklahoma	1982	1998	2-1-0
Oklahoma State	1986	1986	1-0-0
Old Dominion	1988	1995	2-0-0
Olivet	1977	1977	2-0-0
Oral Roberts	2004	2004	3-0-0
Oregon	2010	2010	2-0-0
Otterbein	1976	1982	7-0-0
Parsons	1967	1967	0-2-0
Penn State	1957	1969	7-2-0
Pittsburgh	1983	2015	22-0-0
Presbyterian	2013	2013	2-0-0
Providence	1999	1999	1-0-0
Purdue	1993	1993	0-1-0
Rhode Island	2012	2013	6-0-0
Rice	1989	1989	2-1-0
Richmond	1972	1992	20-0-0
Rider College	1970	1989	3-0-0
Ripon	1981	1981	2-0-0
Rollins	1948	1973	12-11-0
Rose Hulman	1978	1978	4-0-0



ALL-TIME SERIES RECORDS

TEAM	SERIES		
	FIRST MTNG.	LAST MTNG.	STANDINGS W-L-T
Rutgers	1966	2003	2-0-0
Samford	1985	2012	18-1-0
Santa Clara	1962	1962	1-1-0
Savannah State	2006	2013	7-1-0
Seton Hall	1975	1975	0-1-0
Siena	2000	2007	9-0-0
South Alabama	1969	2013	36-26-1
South Carolina	1969	1991	19-10-0
USF	1969	2015	72-16-0
SE Louisiana	1953	1953	1-1-0
SE Missouri State	1982	1994	3-0-0
Southern	1982	1982	2-0-0
Southern Cal	1963	2000	2-6-0
Southern Illinois	1968	1970	6-1-0
Southern Mississippi	1982	1991	38-12-0
SW Louisiana	1976	1998	6-0-0
Springfield	1967	1968	4-0-0
Spring Hill	1966	1966	4-0-0
St. Bonaventure	1997	1997	1-0-0
St. Francis (Ill.)	1979	1979	3-1-0
St. Joseph's	1972	2005	14-0-0
St. Leo	1969	1998	29-4-0
St. Louis	1965	1981	1-1-0
St. Xavier	1982	1983	2-0-0
Stanford	1992	2012	11-9-0
Stetson	1949	2015	57-22-0
Stony Brook	2012	2012	1-0-0
Tampa	1949	1984	24-3-1
Tennessee	1951	2007	6-4-0
Tennessee-Martin	1979	1979	2-0-0
Tennessee Tech	1983	1984	3-0-0
Texas	1965	2003	3-4-0
Texas A&M	1986	2011	3-3-0
Texas Christian	2010	2010	0-2-0
Troy	1948	2013	15-2-0
Tulane	1967	2008	39-18-0
Union	1970	1971	5-0-0
Valdosta State	1963	2011	24-4-1
Valparaiso	1982	1982	1-0-0
Vanderbilt	1972	2010	4-2-0
Villanova	2013	2013	3-0-0
Virginia	1972	2015	53-27-0
VMI	1990	2011	17-0-0
Virginia Tech	1967	2015	42-12-0
Wake Forest	1962	2015	86-23-0
Washington State	1988	1988	2-0-0
Western Carolina	1992	2002	4-1-0
Western Kentucky	1978	2001	14-1-0
Western Michigan	1959	1974	6-8-0
West Florida	1981	1984	5-0-0
West Virginia	1956	2004	4-2-0
Wichita State	1989	2008	4-5-0
William & Mary	1967	1967	1-0-0
Wingate	1980	1983	6-0-0
Winthrop	1993	2006	4-1-0
Wisconsin	1955	1958	8-1-0
Wright State	1979	1980	3-1-0
Yale	1957	1957	2-0-0

*Formerly Baptist College

**Formerly Georgia Teachers

OTHER AMATEUR TEAMS

TEAM	FIRST MTNG.	LAST MTNG.	SERIES STANDINGS W-L-T
Camp LeJeune	1959	1959	3-0-0
Georgia Teachers	1948	1959	17-2-0
Jacksonville Navy	1953	1955	3-2-0
Pensacola Navy	1965	1965	3-0-0
Valdosta Red Sox	1968	1968	4-0-0

PROFESSIONAL EXHIBITIONS

TEAM	FIRST MTNG.	LAST MTNG.	SERIES STANDINGS W-L-T
Birmingham (AA)	1968	1968	0-3-0
Knoxville (A)	1958	1958	1-0-0
Pittsfield (AA)	1968	1968	0-3-0
Tallahassee Citizens	1951	1951	1-0-0
Tallahassee Rebels	1954	1954	1-1-0
Pawtucket (AAA)	1970	1970	0-1-0
Baltimore (AL)	1970	1970	0-1-0
New York (AL)	1978	2014	0-3-0
Atlanta (NL)	1981	1982	1-1-0
Kansas City (AL)	1988	1988	Rain
Florida (NL)	1994	2001	0-2-0
Tampa Bay (AL)	1998	1998	0-1-0
Philadelphia (NL)	2007	2012	0-4-0

AGAINST THE ACC

TEAM	W-L-T	PCT.
Boston College	27-4-0	.871
Clemson	71-63-1	.530
Duke	73-20-0	.785
Georgia Tech	70-45-0	.609
Louisville	19-5-0	.792
Miami	149-124-4	.545
North Carolina	67-30-0	.691
NC State	65-28-0	.699
Notre Dame	8-7-0	.533
Pittsburgh	22-0-0	1.000
Virginia	53-27-0	.663
Virginia Tech	42-12-0	.778
Wake Forest	86-23-0	.789
RECORD AGAINST THE ACC	752-388-5	.659

AGAINST STATE SCHOOLS

TEAM	W-L-T	PCT.
Bethune-Cookman	5-0-0	1.000
Biscayne (St. Thomas)	4-0-0	1.000
UCF	30-6-0	.833
Flagler	4-1-0	.800
Florida	127-107-1	.543
Florida A&M	13-0-0	1.000
Florida Atlantic	8-1-0	.889
Florida Gulf Coast	7-2-0	.778
Florida International	16-6-0	.727
Florida Southern	29-13-1	.686
Jacksonville	124-38-0	.765
Miami	149-124-4	.545
North Florida	8-2-0	.800
Rollins	12-11-0	.522
USF	72-16-0	.818
St. Leo	29-4-0	.879
Stetson	57-22-0	.722
Tampa	24-3-1	.875
West Florida	5-0-0	1.000
RECORD AGAINST THE STATE	723-356-7	.669



ALL-TIME ACC RESULTS

BOSTON COLLEGE: 27-4

At Florida State: FSU leads 12-2
At Boston College: FSU leads 13-2
At Neutral: FSU leads 2-0

Apr 7, 2006	Chestnut Hill, MA	W, 7-1
Apr 8, 2006	Chestnut Hill, MA	W, 4-2
Apr 9, 2006	Chestnut Hill, MA	W, 7-5
Mar 23, 2007	Tallahassee	W, 5-1
Mar 24, 2007	Tallahassee	W, 10-3
Mar 25, 2007	Tallahassee	W, 7-0
Apr 11, 2008	Chestnut Hill, MA	W, 8-6
Apr 11, 2008	Chestnut Hill, MA	W, 4-3
Apr 12, 2008	Chestnut Hill, MA	W, 17-2
Mar 6, 2009	Tallahassee	W, 4-1
Mar 7, 2009	Tallahassee	L, 6-14
Mar 8, 2009	Tallahassee	L, 5-12
May 20, 2009^	Durham, NC	W, 7-2
May 7, 2010	Chestnut Hill, MA	L, 7-10
May 8, 2010	Chestnut Hill, MA	W, 6-4
May 9, 2010	Chestnut Hill, MA	W, 11-6
May 28, 2010^	Greensboro, NC	W, 12-2 (7)
Mar 11, 2011	Tallahassee	W, 3-1
Mar 12, 2011	Tallahassee	W, 15-6
Mar 13, 2011	Tallahassee	W, 4-3
Apr 13, 2012	Chestnut Hill, MA	W, 6-5
Apr 14, 2012	Chestnut Hill, MA	W, 6-3
Apr 15, 2012	Chestnut Hill, MA	L, 6-17
Mar 8, 2013	Tallahassee	W, 4-0
Mar 9, 2013	Tallahassee	W, 9-4
Mar 10, 2013	Tallahassee	W, 9-1
Mar 28, 2014	Kingston, RI	W, 6-0
Mar 28, 2014	Kingston, RI	W, 11-7
Mar 29, 2014	Kingston, RI	W, 10-1
Mar 6, 2015	Tallahassee	W, 7-0
Mar 7, 2015	Tallahassee	W, 3-2
Mar 8, 2015	Tallahassee	W, 8-4

FSU Most Runs (Gm): 17 (2008)
FSU Widest Margin: 17-2 (2008)
BC Most Runs: 17 (2012)
BC Widest Margin: 11 (2012)
High-Scoring Game: 23 (BC 17-6, 2012)
Low-Scoring Game: 4 (FSU 3-1, 2011; FSU 4-0, 2013)
Longest FSU Win Streak: 10 (2006-09)
Shutouts By: FSU 4

CLEMSON: 71-63-1

At Florida State: FSU leads 37-19-1
At Clemson: Clemson leads 31-21
At Neutral: Series tied 13-13

Jun 7, 1958\$	Gastonia, NC	L, 5-8
Jun 5, 1959\$	Gastonia, NC	L, 2-24
Jun 6, 1959\$	Gastonia, NC	L, 0-5
Mar 30, 1962	Tallahassee	W, 14-8
Apr 19, 1962	Tallahassee	L, 11-14
Mar 21, 1963	Tallahassee	W, 10-7
Mar 22, 1963	Tallahassee	L, 7-12
Mar 23, 1963	Tallahassee	W, 12-3
Mar 19, 1964	Tallahassee	W, 8-5
Mar 20, 1964	Tallahassee	L, 5-8
Mar 21, 1964	Tallahassee	W, 12-6
Apr 26, 1965	Clemson, SC	L, 8-9
Apr 27, 1965	Clemson, SC	W, 13-11
Apr 27, 1965	Clemson, SC	W, 16-3
May 23, 1966	Tallahassee	W, 11-5
May 24, 1966	Tallahassee	W, 4-3
May 25, 1966	Tallahassee	L, 3-4
Jun 2, 1967\$	Gastonia, NC	W, 5-3
Jun 3, 1967\$	Gastonia, NC	L, 4-6
Apr 13, 1969	Tallahassee	W, 6-2
Apr 14, 1969	Tallahassee	W, 3-1
Apr 17, 1971	Clemson, SC	L, 0-11
Apr 18, 1971	Clemson, SC	L, 7-12
Apr 19, 1971	Clemson, SC	L, 2-3
Mar 10, 1972	Tallahassee	W, 11-7

Mar 11, 1972	Tallahassee	W, 6-3
Mar 12, 1972	Tallahassee	W, 20-3
Apr 26, 1973	Clemson, SC	L, 1-2
Apr 26, 1973	Clemson, SC	W, 2-1
Apr 28, 1973	Clemson, SC	W, 9-1
Mar 8, 1974	Tallahassee	W, 6-3
Mar 9, 1974	Tallahassee	L, 5-7
Mar 10, 1974	Tallahassee	W, 5-3
Feb 28, 1981	Tallahassee	W, 9-8
Mar 1, 1981	Tallahassee	W, 11-7
Apr 1, 1982	Clemson, SC	W, 8-1
Apr 2, 1982	Clemson, SC	W, 7-6
Mar 1, 1983	Tallahassee	W, 5-4
Mar 2, 1983	Tallahassee	T, 3-3
Mar 29, 1984	Clemson, SC	L, 0-13
Mar 30, 1984	Clemson, SC	L, 3-13
May 28, 1989*	Tallahassee	W, 8-1
Mar 27, 1992	Clemson, SC	L, 4-10
Mar 28, 1992	Clemson, SC	L, 0-12
Mar 29, 1992	Clemson, SC	L, 0-14
May 11, 1992^	Greenville, SC	L, 2-5
May 13, 1992^	Greenville, SC	L, 0-11
May 7, 1993	Tallahassee	L, 6-7
May 8, 1993	Tallahassee	W, 4-3
May 9, 1993	Tallahassee	L, 1-5
May 16, 1993^	Greenville, SC	L, 1-6
May 19, 1993^	Greenville, SC	W, 7-5
May 7, 1994	Clemson, SC	L, 2-5
May 8, 1994	Clemson, SC	L, 5-9
May 9, 1994	Clemson, SC	W, 8-3
May 21, 1994^	Greenville, SC	W, 10-4
May 22, 1994^	Greenville, SC	L, 1-4
Apr 21, 1995	Tallahassee	W, 5-2
Apr 22, 1995	Tallahassee	W, 7-2
Apr 23, 1995	Tallahassee	W, 9-8
May 19, 1995^	Greenville, SC	L, 0-11
May 20, 1995^	Greenville, SC	W, 12-2
May 21, 1995^	Greenville, SC	W, 8-2
May 4, 1996	Clemson, SC	L, 0-3
May 5, 1996	Clemson, SC	L, 1-2
May 6, 1996	Clemson, SC	L, 0-2
May 18, 1996^	Durham, NC	W, 2-1
Apr 4, 1997	Tallahassee	L, 7-10
Apr 5, 1997	Tallahassee	W, 20-5
Apr 6, 1997	Tallahassee	W, 11-10
May 16, 1997^	St. Petersburg, FL	W, 8-4
May 17, 1997^	St. Petersburg, FL	W, 10-0
Apr 24, 1998	Clemson, SC	L, 1-2
Apr 25, 1998	Clemson, SC	L, 4-5
Apr 26, 1998	Clemson, SC	W, 7-2
Apr 9, 1999	Tallahassee	W, 8-0
Apr 10, 1999	Tallahassee	L, 4-8
Apr 11, 1999	Tallahassee	W, 5-3
May 22, 1999^	Durham, NC	L, 7-8
May 6, 2000	Clemson, SC	L, 7-8
May 7, 2000	Clemson, SC	L, 4-5
May 8, 2000	Clemson, SC	L, 4-7
May 18, 2000^	Fort Mill, SC	L, 4-8
Apr 6, 2001	Tallahassee	W, 7-4
Apr 7, 2001	Tallahassee	W, 7-6
Apr 8, 2001	Tallahassee	W, 6-1
May 18, 2001^	Fort Mill, SC	W, 5-4
May 17, 2002	Clemson, SC	W, 9-3
May 18, 2002	Clemson, SC	W, 12-3
May 19, 2002	Clemson, SC	W, 9-3
May 23, 2002^	St. Petersburg, FL	W, 9-4
May 25, 2002^	St. Petersburg, FL	W, 4-1
Apr 11, 2003	Tallahassee	L, 4-8
Apr 12, 2003	Tallahassee	W, 7-2
Apr 13, 2003	Tallahassee	W, 8-1
May 1, 2004	Clemson, SC	W, 11-6
May 2, 2004	Clemson, SC	W, 10-1
May 3, 2004	Clemson, SC	L, 8-19
Apr 2, 2005	Tallahassee	W, 3-1
Apr 3, 2005	Tallahassee	W, 5-4
Apr 3, 2005	Tallahassee	L, 3-7
May 12, 2006	Clemson, SC	L, 1-9

May 13, 2006	Clemson, SC	L, 3-4 (10)
May 14, 2006	Clemson, SC	L, 2-11
May 11, 2007	Tallahassee	W, 11-1
May 12, 2007	Tallahassee	L, 6-7
May 13, 2007	Tallahassee	L, 6-11
May 26, 2007^	Jacksonville, FL	L, 1-5
May 3, 2008	Clemson, SC	W, 9-8 (10)
May 4, 2008	Clemson, SC	W, 13-4
May 5, 2008	Clemson, SC	W, 4-2
Mar 20, 2009	Tallahassee	W, 5-2
Mar 21, 2009	Tallahassee	L, 7-8 (11)
Mar 22, 2009	Tallahassee	W, 7-4
May 20, 2010	Clemson, SC	L, 8-9
May 21, 2010	Clemson, SC	L, 4-8
May 22, 2010	Clemson, SC	L, 3-8
May 19, 2011	Tallahassee	W, 8-6
May 20, 2011	Tallahassee	L, 4-7
May 21, 2011	Tallahassee	L, 5-8
May 26, 2011^	Durham, NC	W, 6-3
May 12, 2012	Clemson, SC	L, 2-7
May 14, 2012	Clemson, SC	L, 7-9
May 14, 2012	Clemson, SC	W, 9-5
May 25, 2012^	Greensboro, NC	L, 7-9
May 16, 2013	Tallahassee	L, 2-8
May 17, 2013	Tallahassee	W, 2-1
May 18, 2013	Tallahassee	W, 6-1
Mar 21, 2014	Clemson, SC	L, 3-9
Mar 22, 2014	Clemson, SC	W, 11-1
Mar 22, 2014	Clemson, SC	W, 4-3
May 14, 2015	Tallahassee	L, 1-4
May 15, 2015	Tallahassee	L, 0-7
May 16, 2015	Tallahassee	L, 6-9
May 20, 2015^	Durham, NC	W, 3-1

FSU Most Runs (Gm): 20 (1972, 1997)
FSU Widest Margin: 20-3 (1972)
CU Most Runs (Gm): 19 (2004)
CU Widest Margin: 14-2 (1992)
High-Scoring Game: 27 (CU 8-19, 2004)
Low Scoring Game: 2 (CU 2-0, 1996)
Longest FSU Win Streak: 9 (2000-02)
Longest CU Win Streak: 6 (1992-93)
Shutouts By: FSU 3, CU 8

DUKE: 73-20

At Florida State: FSU leads 41-8
At Duke: FSU leads 24-8
At Neutral: FSU leads 8-4

Apr 1, 1954	Tallahassee	L, 4-8
Apr 2, 1954	Tallahassee	L, 2-6
Jun 1, 1956\$	Gastonia, NC	W, 2-1
Jun 2, 1956\$	Gastonia, NC	L, 2-4
Jun 3, 1956\$	Gastonia, NC	L, 6-7
Mar 27, 1957	Tallahassee	W, 2-0
Mar 30, 1957	Tallahassee	L, 1-8
Jun 1, 1957\$	Gastonia, NC	W, 3-2
Jun 2, 1957\$	Gastonia, NC	L, 6-8
Jun 3, 1957\$	Gastonia, NC	W, 4-1
Mar 30, 1959	Tallahassee	L, 3-6
Apr 2, 1959	Tallahassee	W, 5-1
Mar 27, 1961	Tallahassee	W, 10-6
Mar 28, 1961	Tallahassee	W, 4-0
Mar 29, 1961	Tallahassee	W, 7-5
Mar 30, 1961	Tallahassee	W, 8-2
Jun 1, 1961\$	Gastonia, NC	L, 2-7
Apr 20, 1962	Durham, NC	W, 3-1
Apr 21, 1962	Durham, NC	L, 4-5
Apr 25, 1963	Tallahassee	W, 6-0
Mar 28, 1964	Tallahassee	W, 10-4
Mar 30, 1965	Tallahassee	W, 9-4
Feb 1, 1991	Tallahassee	W, 8-5
Feb 2, 1991	Tallahassee	W, 10-4
Feb 3, 1991	Tallahassee	W, 9-3
Feb 21, 1992	Tallahassee	W, 13-1
Feb 22, 1992	Tallahassee	L, 4-5
Feb 23, 1992	Tallahassee	W, 1-0



ALL-TIME ACC RESULTS

Mar 22, 1993	Durham, NC	L, 0-3
Mar 23, 1993	Durham, NC	W, 8-5
Mar 24, 1993	Durham, NC	W, 3-1
May 3, 1994	Tallahassee	L, 1-4
May 4, 1994	Tallahassee	W, 11-7
May 5, 1994	Tallahassee	L, 4-5
Mar 24, 1995	Durham, NC	L, 5-14
Mar 25, 1995	Durham, NC	W, 9-5
Mar 26, 1995	Durham, NC	W, 6-2
Apr 19, 1996	Tallahassee	W, 6-2
Apr 20, 1996	Tallahassee	W, 14-4
Apr 21, 1996	Tallahassee	W, 9-7
May 17, 1996^	Durham, NC	W, 7-3
Mar 21, 1997	Durham, NC	W, 7-3
Mar 22, 1997	Durham, NC	W, 8-3
Mar 23, 1997	Durham, NC	L, 3-4
May 14, 1997^	St. Petersburg, FL	W, 4-2
May 17, 1997^	St. Petersburg, FL	W, 12-2
Mar 20, 1998	Tallahassee	W, 6-5
Mar 21, 1998	Tallahassee	W, 9-4
Mar 22, 1998	Tallahassee	W, 10-9
May 15, 1999	Durham, NC	W, 11-3
May 16, 1999	Durham, NC	W, 9-1
May 17, 1999	Durham, NC	W, 7-0
Mar 10, 2000	Tallahassee	W, 17-0
Mar 11, 2000	Tallahassee	W, 8-3
Mar 12, 2000	Tallahassee	W, 9-6
May 11, 2001	Durham, NC	W, 12-3
May 12, 2001	Durham, NC	W, 12-4
May 13, 2001	Durham, NC	L, 7-8
May 5, 2002	Tallahassee	W, 18-4
May 6, 2002	Tallahassee	W, 18-5
May 7, 2002	Tallahassee	W, 13-3
May 22, 2002^	St. Petersburg, FL	W, 10-7
May 16, 2003	Durham, NC	W, 11-6
May 16, 2003	Durham, NC	W, 12-7
May 17, 2003	Durham, NC	W, 15-8
May 22, 2003^	Salem, VA	W, 13-0
May 14, 2004	Tallahassee	W, 7-5
May 15, 2004	Tallahassee	W, 10-0
May 16, 2004	Tallahassee	W, 5-4
May 27, 2004^	Salem, VA	W, 6-3
Mar 25, 2005	Durham, NC	W, 5-3
Mar 26, 2005	Durham, NC	W, 11-4
Mar 26, 2005	Durham, NC	L, 7-8
Mar 24, 2006	Tallahassee	W, 7-2
Mar 25, 2006	Tallahassee	W, 12-4
Mar 26, 2006	Tallahassee	W, 15-5
Mar 30, 2007	Durham, NC	15-3
Mar 31, 2007	Durham, NC	L, 5-8
Apr 1, 2007	Durham, NC	W, 8-5
Apr 16, 2010	Durham, NC	W, 16-3
Apr 17, 2010	Durham, NC	L, 6-10
Apr 18, 2010	Durham, NC	W, 8-3
Apr 22, 2011	Tallahassee	W, 2-1
Apr 23, 2011	Tallahassee	W, 10-3
Apr 24, 2011	Tallahassee	W, 13-9
Mar 9, 2012	Durham, NC	W, 5-3
Mar 10, 2012	Durham, NC	W, 5-0
Mar 11, 2012	Durham, NC	W, 10-2
Apr 12, 2013	Tallahassee	W, 16-2
Apr 13, 2013	Tallahassee	W, 8-5
Apr 13, 2013	Tallahassee	W, 8-3
May 15, 2014	Tallahassee	W, 3-0
May 16, 2014	Tallahassee	W, 9-8
May 17, 2014	Tallahassee	L, 5-7

FSU Most Runs (Gm): 18 (2002, 2002)

FSU Widest Margin: 17-0 (2000)

DU Most Runs (Gm): 14 (1995)

DU Widest Margin: 14-5 (1995)

High-Scoring Game: 23 (FSU 18-5, 2002; FSU 15-8, 2003)

Low Scoring Game: 2 (FSU 2-0, 1957)

Longest FSU Win Streak: 13 (1997-01)

Shutouts By: FSU 10, DU 1

GEORGIA TECH: 70-45

At Florida State: FSU leads 37-17

At Georgia Tech: FSU leads 26-18

At Neutral: Georgia Tech leads 10-7

Jun 5, 1959\$	Gastonia, NC	W, 16-9
Mar 19, 1962	Tallahassee	W, 10-4
Mar 20, 1962	Tallahassee	W, 9-8
Mar 21, 1962	Tallahassee	W, 7-6
May 16, 1963	Tallahassee	W, 10-5
May 16, 1963	Tallahassee	L, 4-5
Mar 23, 1964	Tallahassee	W, 5-0
Mar 24, 1964	Tallahassee	W, 3-2
Apr 21, 1964	Atlanta, GA	W, 14-1
May 3, 1969	Tallahassee	W, 2-1
May 3, 1969	Tallahassee	L, 5-8
Apr 29, 1972	Tallahassee	W, 4-2
Apr 30, 1972	Tallahassee	W, 8-3
Apr 28, 1973	Atlanta, GA	L, 0-1
Apr 29, 1973	Atlanta, GA	L, 2-3
Apr 12, 1975	Tallahassee	W, 11-0
Apr 13, 1975	Tallahassee	W, 9-3
May 2, 1976	Atlanta, GA	W, 18-6
May 2, 1976	Atlanta, GA	L, 3-4
May 11, 1978	Tallahassee	W, 4-3
May 13, 1978	Tallahassee	W, 8-4
Apr 28, 1979	Atlanta, GA	W, 5-2
Apr 29, 1979	Atlanta, GA	W, 11-4
Feb 18, 1984	Tallahassee	W, 12-6
Feb 19, 1984	Tallahassee	L, 2-15
Apr 28, 1985	Atlanta, GA	W, 19-0
Apr 29, 1985	Atlanta, GA	W, 13-3
May 24, 1985*	Tallahassee	W, 9-1
May 26, 1985*	Tallahassee	L, 3-8
Feb 22, 1986	Tallahassee	W, 6-4
Feb 23, 1986	Tallahassee	W, 9-4
Mar 31, 1987	Atlanta, GA	W, 7-5
Apr 1, 1987	Atlanta, GA	W, 10-8
Apr 23, 1988	Tallahassee	W, 15-2
Apr 24, 1988	Tallahassee	L, 2-10
Feb 6, 1989	Tallahassee	W, 14-1
Apr 3, 1992	Tallahassee	W, 9-6
Apr 4, 1992	Tallahassee	W, 3-2
Apr 5, 1992	Tallahassee	L, 3-10
Apr 2, 1993	Atlanta, GA	L, 3-10
Apr 3, 1993	Atlanta, GA	W, 17-3
Apr 4, 1993	Atlanta, GA	W, 5-1
May 18, 1993^	Greenville, SC	W, 5-2
Apr 29, 1994	Tallahassee	W, 6-4
Apr 30, 1994	Tallahassee	L, 2-6
May 1, 1994	Tallahassee	L, 5-7
Jun 5, 1994***	Omaha, NE	L, 4-12 (10)
May 5, 1995	Atlanta, GA	L, 4-5
May 6, 1995	Atlanta, GA	L, 9-11
May 7, 1995	Atlanta, GA	W, 14-9
Apr 26, 1996	Tallahassee	W, 16-4
Apr 27, 1996	Tallahassee	W, 6-3
Apr 28, 1996	Tallahassee	L, 1-4 (10)
Apr 18, 1997	Atlanta, GA	W, 10-9
Apr 19, 1997	Atlanta, GA	W, 11-6
Apr 20, 1997	Atlanta, GA	L, 11-12
Apr 17, 1998	Tallahassee	W, 3-2
Apr 18, 1998	Tallahassee	W, 8-3
Apr 19, 1998	Tallahassee	W, 10-5
Apr 30, 1999	Atlanta, GA	L, 2-3
May 1, 1999	Atlanta, GA	W, 18-4
May 2, 1999	Atlanta, GA	W, 4-2
May 20, 1999^	Durham, NC	W, 7-3
Apr 21, 2000	Tallahassee	W, 6-0
Apr 22, 2000	Tallahassee	L, 0-5
Apr 23, 2000	Tallahassee	W, 7-5
May 20, 2000^	Ft. Mill, SC	L, 3-10
Apr 27, 2001	Atlanta, GA	L, 8-9
Apr 28, 2001	Atlanta, GA	W, 6-2
Apr 29, 2001	Atlanta, GA	L, 2-12
May 17, 2001^	Ft. Mill, SC	L, 5-6
Apr 19, 2002	Tallahassee	W, 4-3

Apr 20, 2002	Tallahassee	W, 14-9
Apr 21, 2002	Tallahassee	W, 13-1
May 25, 2002^	St. Petersburg, FL	W, 7-4
May 3, 2003	Atlanta, GA	W, 7-1
May 3, 2003	Atlanta, GA	L, 4-5 (10)
May 4, 2003	Atlanta, GA	W, 12-7
May 25, 2003^	Salem, VA	L, 7-10
Apr 23, 2004	Tallahassee	L, 4-11
Apr 24, 2004	Tallahassee	L, 2-12
Apr 25, 2004	Tallahassee	L, 6-7
May 28, 2004^	Salem, VA	L, 4-13
May 29, 2004^	Salem, VA	W, 8-7
May 30, 2004^	Salem, VA	W, 17-5
Apr 15, 2005	Atlanta, GA	L, 4-6
Apr 16, 2005	Atlanta, GA	L, 8-9
Apr 17, 2005	Atlanta, GA	L, 4-9
May 26, 2005^	Jacksonville, FL	L, 4-5
May 28, 2005^	Jacksonville, FL	L, 2-18 (7)
Apr 21, 2006	Tallahassee	L, 8-15
Apr 23, 2006	Tallahassee	L, 4-10
Apr 23, 2006	Tallahassee	L, 7-8
May 17, 2007	Atlanta, GA	W, 17-2
May 18, 2007	Atlanta, GA	W, 10-2
May 19, 2007	Atlanta, GA	W, 17-11
Mar 14, 2008	Tallahassee	W, 8-7
Mar 15, 2008	Tallahassee	W, 11-2
Mar 16, 2008	Tallahassee	W, 17-8
May 8, 2009	Atlanta, GA	L, 3-12
May 9, 2009	Atlanta, GA	W, 8-6
May 10, 2009	Atlanta, GA	L, 5-6
May 23, 2009^	Durham, NC	L, 2-9
May 28, 2011^	Durham, NC	W, 4-2
Apr 6, 2012	Atlanta, GA	W, 2-1 (10)
Apr 7, 2012	Atlanta, GA	W, 12-7
Apr 8, 2012	Atlanta, GA	W, 8-4
May 23, 2012^	Greensboro, NC	L, 4-5
Mar 22, 2013	Tallahassee	L, 0-10
Mar 22, 2013	Tallahassee	W, 11-3
Mar 24, 2013	Tallahassee	W, 8-6
May 22, 2013^	Durham, NC	L, 3-4
April 11, 2014	Atlanta, GA	L, 3-5
April 12, 2014	Atlanta, GA	L, 4-12
April 13, 2014	Atlanta, GA	W, 5-4

FSU Most Runs (Gm): 19 (1985)

FSU Widest Margin: 19-0 (1985)

GT Most Runs (Gm): 18 (2005)

GT Widest Margin: 18-2 (2005)

High-Scoring Game: 28 (FSU 17, GT 11 2007)

Low Scoring Game: 1 (GT 1-0, 1973)

Longest FSU Win Streak: 6 (2007-08)

Longest GT Win Streak: 8 (2005-06)

Shutouts By: FSU 4, GT 3

LOUISVILLE: 19-5

At Florida State: FSU leads 12-3

At Louisville: FSU leads 4-2

Neutral: FSU leads 3-0

May 13, 1977^^	Memphis, TN	W, 5-2
May 12, 1978^^	Tallahassee	L, 3-4
May 13, 1978^^	Tallahassee	W, 7-5
May 9, 1980^^	Tallahassee	W, 13-1
Mar 15, 1981	Tallahassee	W, 10-1
May 14, 1982^^	Tallahassee	W, 12-1
Mar 14, 1983	Tallahassee	L, 4-6
Mar 15, 1983	Tallahassee	W, 11-4
May 9, 1985^^	Tallahassee	W, 11-3
May 13, 1987^^	Columbia, SC	W, 9-2
May 18, 1988^^	Tallahassee	W, 18-4
Apr 14, 1989	Tallahassee	W, 7-0
Apr 15, 1989	Tallahassee	W, 10-1
Apr 16, 1989	Tallahassee	W, 7-2
Mar 20, 1990	Louisville, KY	W, 8-3 (7)
Mar 20, 1990	Louisville, KY	W, 7-4 (7)
Mar 21, 1990	Louisville, KY	W, 13-7
Apr 19, 1991	Tallahassee	W, 6-3



ALL-TIME ACC RESULTS

Apr 20, 1991	Tallahassee	W, 5-1
Apr 21, 1991*	Tallahassee	L, 0-1 (W, 14-6)
*forfeit loss		
May 8, 2015	Louisville, KY	W, 13-4
May 9, 2015	Louisville, KY	L, 0-7
May 10, 2015	Louisville, KY	L, 5-6
May 23, 2015^	Durham, NC	W, 6-0

FSU Most Runs (Gm): 18 (1988)
FSU Widest Margin: 18-4 (1988)
Louisville Most Runs (Gm): 7 (2015)
Louisville Widest Margin: 7-0 (2015)
High-Scoring Game: 22 (FSU 18-4, 1988)
Low Scoring Game: 6 (FSU 5-1, 1991; FSU 6-0, 2015)
Longest FSU Win Streak: 12 (1983-1991)
Longest Louisville Win Streak: 2 (2015)
Shutouts By: FSU 2, UL 1

MIAMI: 149-124-4

At Florida State: FSU leads 78-55-2
At Miami: FSU leads 66-64-2
At Neutral: Series tied 5-5

Mar 23, 1951	Miami	L, 2-11
Mar 24, 1951	Miami	W, 13-4
Apr 4, 1952	Tallahassee	W, 3-1
Apr 5, 1952	Tallahassee	W, 7-0
Apr 15, 1955	Miami	W, 4-3
Apr 16, 1955	Miami	L, 4-5
Apr 27, 1956	Tallahassee	W, 13-5
Apr 28, 1956	Tallahassee	W, 2-0
Apr 16, 1957	Tallahassee	W, 15-3
Apr 17, 1957	Tallahassee	W, 21-3
Apr 29, 1957	Miami	W, 15-3
Apr 30, 1957	Miami	L, 1-2
Apr 18, 1958	Tallahassee	W, 18-0
Apr 19, 1958	Tallahassee	L, 7-12
May 5, 1958	Miami	W, 9-2
May 6, 1958	Miami	W, 6-1
Mar 14, 1960	Miami	W, 6-3
Mar 15, 1960	Miami	W, 10-6
May 13, 1960	Tallahassee	W, 16-3
May 14, 1960	Tallahassee	W, 9-5
Apr 17, 1961	Miami	W, 2-0
Apr 18, 1961	Miami	W, 14-6
Apr 16, 1962	Tallahassee	L, 4-6
Apr 17, 1962	Tallahassee	W, 9-8
Apr 1, 1963	Miami	W, 2-1
Apr 2, 1963	Miami	L, 1-4
Mar 12, 1965	Tallahassee	W, 7-4
Mar 13, 1965	Tallahassee	W, 9-4
Mar 13, 1965	Tallahassee	T, 9-9
Apr 8, 1966	Tallahassee	L, 1-6
Apr 9, 1966	Tallahassee	W, 10-2
Mar 3, 1967	Miami	W, 9-4
Mar 4, 1967	Miami	W, 6-5
Apr 19, 1968	Tallahassee	W, 4-1
Apr 20, 1968	Tallahassee	W, 7-6
Mar 7, 1969	Miami	W, 6-2
Mar 8, 1969	Miami	W, 5-0
Mar 21, 1970	Miami	W, 10-1
Mar 22, 1970	Miami	W, 8-3
May 8, 1970	Tallahassee	W, 11-4
May 9, 1970	Tallahassee	W, 6-2
Mar 20, 1971	Miami	W, 5-4
Mar 21, 1971	Miami	L, 4-5
Apr 9, 1971	Tallahassee	W, 7-5
Apr 10, 1971	Tallahassee	L, 4-7
Mar 20, 1972	Miami	W, 7-4
May 10, 1972	Tallahassee	L, 4-5
May 10, 1972	Tallahassee	L, 3-4
May 11, 1972	Tallahassee	W, 4-3
Feb 15, 1973	Miami	L, 1-5
Mar 24, 1973	Miami	W, 7-6
Mar 25, 1973	Miami	W, 8-2
Apr 19, 1973	Tallahassee	L, 1-10
Apr 20, 1973	Tallahassee	W, 4-1

Mar 16, 1974	Miami	L, 2-3
Mar 17, 1974	Miami	L, 3-4
Apr 18, 1974	Tallahassee	W, 2-1
Apr 18, 1974	Tallahassee	W, 7-4
Apr 19, 1974	Tallahassee	L, 3-17
Mar 25, 1975	Miami	W, 3-0
Mar 26, 1975	Miami	L, 0-2
Mar 27, 1975	Miami	W, 10-7
Apr 4, 1975	Tallahassee	W, 8-0
Apr 5, 1975	Tallahassee	W, 5-2
May 23, 1975*	Starkville, MS	W, 1-0
May 25, 1975*	Starkville, MS	W, 6-5
Feb 23, 1976	Miami	W, 5-1
May 5, 1976	Tallahassee	L, 1-6
May 6, 1976	Tallahassee	L, 7-9
May 6, 1976	Tallahassee	W, 20-4
Apr 18, 1977	Tallahassee	W, 14-10
Apr 19, 1977	Tallahassee	L, 4-10
Apr 25, 1977	Miami	L, 10-12
Apr 26, 1977	Miami	L, 3-12
Apr 26, 1977	Miami	L, 2-10
May 20, 1978*	Miami	L, 2-7
Mar 30, 1979	Miami	L, 3-4
Mar 31, 1979	Miami	L, 3-5
Apr 11, 1979	Tallahassee	W, 9-2
Apr 12, 1979	Tallahassee	W, 3-2
Feb 22, 1980	Miami	L, 0-10
Feb 23, 1980	Miami	L, 3-4
Feb 24, 1980	Miami	W, 9-8
May 3, 1980	Tallahassee	L, 6-10
May 4, 1980	Tallahassee	W, 7-5
May 5, 1980	Tallahassee	L, 5-7
Mar 6, 1981	Miami	L, 3-4
Mar 7, 1981	Miami	L, 8-10
Mar 8, 1981	Miami	L, 4-19
May 2, 1981	Tallahassee	L, 2-3
May 3, 1981	Tallahassee	W, 5-4
May 4, 1981	Tallahassee	L, 3-4
May 23, 1981*	Miami	L, 6-14
Mar 26, 1982	Tallahassee	L, 5-6
Mar 27, 1982	Tallahassee	W, 5-3
Mar 28, 1982	Tallahassee	W, 9-3
May 7, 1982	Miami	L, 5-11
May 8, 1982	Miami	W, 9-2
May 9, 1982	Miami	T, 7-7
Feb 25, 1983	Miami	L, 0-9
Feb 26, 1983	Miami	L, 2-4
Apr 15, 1983	Tallahassee	W, 6-5
Apr 16, 1983	Tallahassee	W, 4-3
Apr 17, 1983	Tallahassee	W, 5-0
May 29, 1983*	Tallahassee	L, 5-10
Feb 4, 1984	Miami	L, 4-10
Feb 24, 1984	Miami	L, 0-7
Feb 25, 1984	Miami	W, 5-4
Feb 26, 1984	Miami	W, 7-6
Apr 13, 1984	Tallahassee	W, 3-2
Apr 14, 1984	Tallahassee	L, 3-4
Apr 15, 1984	Tallahassee	W, 5-4
Feb 22, 1985	Miami	W, 5-2
Feb 23, 1985	Miami	W, 4-15
Feb 24, 1985	Miami	L, 5-6
Apr 12, 1985	Tallahassee	L, 2-3
Apr 13, 1985	Tallahassee	W, 13-5
Apr 14, 1985	Tallahassee	L, 5-8
Apr 11, 1986	Tallahassee	W, 6-1
Apr 12, 1986	Tallahassee	L, 3-4
Apr 13, 1986	Tallahassee	W, 8-3
May 2, 1986	Miami	L, 10-11
May 3, 1986	Miami	W, 14-6
May 4, 1986	Miami	L, 5-7
Jun 3, 1986***	Omaha, NE	W, 7-2
Jun 8, 1986***	Omaha, NE	W, 4-3
Apr 10, 1987	Tallahassee	W, 14-3
Apr 11, 1987	Tallahassee	L, 6-11
Apr 12, 1987	Tallahassee	L, 10-11 (11)
May 1, 1987	Miami	L, 3-4 (10)
May 2, 1987	Miami	W, 6-4 (11)

May 3, 1987	Miami	W, 8-6
May 22, 1987*	Tallahassee	W, 5-2
Apr 8, 1988	Tallahassee	L, 3-8
Apr 9, 1988	Tallahassee	W, 20-8
Apr 10, 1988	Tallahassee	T, 5-5
May 6, 1988	Miami	W, 6-5
May 7, 1988	Miami	L, 7-9
May 8, 1988	Miami	W, 6-3
Apr 7, 1989	Tallahassee	W, 3-0
Apr 8, 1989	Tallahassee	L, 1-8
Apr 9, 1989	Tallahassee	W, 11-3
May 5, 1989	Miami	L, 2-11
May 6, 1989	Miami	L, 2-8
May 7, 1989	Miami	W, 8-4
Apr 13, 1990	Tallahassee	W, 7-3
Apr 14, 1990	Tallahassee	L, 5-8
Apr 15, 1990	Tallahassee	L, 3-8
May 4, 1990	Miami	L, 3-7
May 5, 1990	Miami	W, 6-2
May 6, 1990	Miami	W, 8-4
Apr 12, 1991	Tallahassee	W, 5-2
Apr 13, 1991	Tallahassee	W, 12-4
Apr 14, 1991	Tallahassee	W, 8-5
May 3, 1991	Miami	W, 3-2
May 4, 1991	Miami	W, 4-1
May 5, 1991	Miami	L, 6-8
Apr 10, 1992	Tallahassee	L, 6-10
Apr 11, 1992	Tallahassee	L, 3-6
Apr 12, 1992	Tallahassee	L, 5-6
Apr 24, 1992	Miami	L, 3-7
Apr 25, 1992	Miami	L, 4-5
Apr 26, 1992	Miami	W, 3-2
Apr 9, 1993	Tallahassee	W, 7-0
Apr 10, 1993	Tallahassee	W, 8-1
Apr 11, 1993	Tallahassee	W, 6-2
Apr 23, 1993	Miami	W, 1-0
Apr 24, 1993	Miami	L, 3-4 (12)
Apr 25, 1993	Miami	L, 13-14 (10)
Apr 8, 1994	Tallahassee	W, 6-3
Apr 9, 1994	Tallahassee	L, 2-5
Apr 10, 1994	Tallahassee	L, 1-2
Apr 15, 1994	Miami	W, 6-1
Apr 16, 1994	Miami	L, 0-8
Apr 17, 1994	Miami	W, 7-2
Apr 7, 1995	Tallahassee	W, 9-1
Apr 8, 1995	Tallahassee	L, 5-6
Apr 9, 1995	Tallahassee	W, 3-2 (11)
Apr 14, 1995	Miami	W, 9-6 (14)
Apr 15, 1995	Miami	W, 10-1 (12)
Apr 16, 1995	Miami	L, 2-3
Jun 4, 1995***	Omaha, NE	L, 2-4
Apr 5, 1996	Tallahassee	W, 13-2
Apr 6, 1996	Tallahassee	L, 2-13
Apr 7, 1996	Tallahassee	W, 15-1
Apr 12, 1996	Miami	L, 2-6
Apr 13, 1996	Miami	L, 8-9
Apr 14, 1996	Miami	L, 4-7
Apr 11, 1997	Tallahassee	L, 5-9
Apr 12, 1997	Tallahassee	L, 5-8
Apr 13, 1997	Tallahassee	W, 8-7
May 2, 1997	Miami	L, 1-9
May 3, 1997	Miami	L, 6-7
May 4, 1997	Miami	W, 7-3
Apr 3, 1998	Tallahassee	L, 4-9
Apr 4, 1998	Tallahassee	L, 2-8
Apr 5, 1998	Tallahassee	L, 6-9
May 1, 1998	Miami	L, 1-7
May 2, 1998	Miami	W, 11-5
May 3, 1998	Miami	W, 5-4
Apr 16, 1999	Tallahassee	W, 8-2
Apr 17, 1999	Tallahassee	L, 3-4
Apr 18, 1999	Tallahassee	L, 7-8
Apr 23, 1999	Miami	L, 7-8
Apr 24, 1999	Miami	L, 4-9
Apr 25, 1999	Miami	L, 8-9
Jun 19, 1999***	Omaha, NE	L, 5-6
Apr 7, 2000	Tallahassee	W, 14-13 (17)



ALL-TIME ACC RESULTS

Apr 8, 2000	Tallahassee	W, 12-2
Apr 9, 2000	Tallahassee	W, 5-4
Apr 14, 2000	Miami	L, 3-7
Apr 15, 2000	Miami	L, 3-7
Apr 16, 2000	Miami	W, 14-3
Jun 2, 2000**	Tallahassee	W, 9-2
Jun 3, 2000**	Tallahassee	L, 5-7
Jun 4, 2000**	Tallahassee	W, 6-1
Apr 13, 2001	Miami	W, 10-9
Apr 14, 2001	Miami	L, 4-5
Apr 15, 2001	Miami	L, 1-7
Apr 20, 2001	Tallahassee	L, 5-7
Apr 21, 2001	Tallahassee	L, 6-9
Apr 22, 2001	Tallahassee	L, 4-7
Apr 5, 2002	Tallahassee	W, 13-3
Apr 6, 2002	Tallahassee	L, 2-5
Apr 7, 2002	Tallahassee	W, 9-7 (13)
Apr 12, 2002	Miami	W, 6-4
Apr 13, 2002	Miami	W, 9-3
Apr 14, 2002	Miami	W, 17-11
Apr 18, 2003	Miami	W, 4-2
Apr 19, 2003	Miami	W, 6-4
Apr 20, 2003	Miami	T, 7-7
Apr 25, 2003	Tallahassee	W, 1-0
Apr 26, 2003	Tallahassee	L, 3-14
Apr 27, 2003	Tallahassee	W, 12-0
Apr 9, 2004	Tallahassee	W, 6-5
Apr 10, 2004	Tallahassee	L, 11-17
Apr 11, 2004	Tallahassee	L, 0-4
Apr 16, 2004	Miami	L, 0-10
Apr 17, 2004	Miami	L, 3-7
Apr 18, 2004	Miami	W, 10-3
Apr 22, 2005	Miami	L, 3-5
Apr 23, 2005	Miami	L, 2-5
Apr 24, 2005	Miami	W, 13-1
Apr 14, 2006	Tallahassee	L, 3-7
Apr 15, 2006	Tallahassee	W, 16-1
Apr 16, 2006	Tallahassee	L, 5-7
Apr 27, 2007	Miami	W, 7-6
Apr 28, 2007	Miami	W, 13-8
Apr 29, 2007	Miami	L, 1-7
May 25, 2007^	Jacksonville, FL	L, 3-9
Apr 18, 2008	Tallahassee	L, 4-11
Apr 19, 2008	Tallahassee	W, 9-5
Apr 20, 2008	Tallahassee	L, 10-11 (7)
Jun 16, 2008***	Omaha, NE	L, 5-7
Apr 3, 2009	Miami	W, 14-4
Apr 4, 2009	Miami	L, 4-6
Apr 5, 2009	Miami	L, 8-14
May 21, 2009^	Durham, NC	W, 4-2
Apr 23, 2010	Tallahassee	L, 5-6
Apr 24, 2010	Tallahassee	W, 8-7
Apr 25, 2010	Tallahassee	W, 7-6
May 26, 2010^	Greensboro, NC	L, 3-9
Apr 29, 2011	Miami	W, 6-5
Apr 30, 2011	Miami	W, 2-0
Apr 31, 2011	Miami	L, 1-5
Apr 20, 2012	Tallahassee	W, 11-2
Apr 21, 2012	Tallahassee	W, 6-1
Apr 22, 2012	Tallahassee	W, 8-7 (10)
Apr 5, 2013	Miami	W, 4-2
Apr 6, 2013	Miami	L, 0-6
Apr 7, 2013	Miami	W, 5-1
Feb 28, 2014	Tallahassee	L, 1-3
Mar 1, 2014	Tallahassee	W, 10-2
Mar 2, 2014	Tallahassee	W, 13-6
Apr 24, 2015	Miami	W, 8-7 (17)
Apr 25, 2015	Miami	W, 15-5
Apr 26, 2015	Miami	L, 0-12

FSU Most Runs (Gm): 21 (1957)

FSU Widest Margin: 21-3 (1957), 18-0 (1958)

UM Most Runs (Gm): 19 (1981)

UM Widest Margin: 19-4 (1981)

High-Scoring Game: 28 (FSU 20-8, 1988; FSU 17-11, 2002;

UM 17-11, 2004)

Low-Scoring Game: 1 (FSU 1-0, 1975)

Longest FSU Win Streak: 12 (1966-71)

Longest UM Win Streak: 6 (1991-92; 1999-99)

Shutouts By: FSU 15, UM 9

NORTH CAROLINA: 67-30

At Florida State: FSU leads 38-11

At North Carolina: Series tied 17-17

At Neutral: FSU leads 12-2

Mar 29, 1956	Tallahassee	W, 3-2
Mar 26, 1959	Tallahassee	L, 9-11
Apr 1, 1961	Tallahassee	W, 10-1
Apr 23, 1962	Tallahassee	W, 9-2
Apr 22, 1963	Tallahassee	W, 5-2
Mar 26, 1964	Tallahassee	W, 9-0
Mar 30, 1964	Tallahassee	W, 17-3
Apr 24, 1965	Chapel Hill, NC	L, 1-12
Apr 7, 1966	Tallahassee	W, 15-7
Apr 8, 1966	Tallahassee	L, 4-6
Apr 9, 1966	Tallahassee	W, 4-1
Jun 4, 1966\$	Gastonia, NC	W, 6-5
Jun 4, 1966\$	Gastonia, NC	L, 4-6
Mar 30, 1967	Tallahassee	W, 5-1
Mar 31, 1967	Tallahassee	L, 1-3
Apr 1, 1967	Tallahassee	W, 2-1
Mar 30, 1970	Tallahassee	W, 15-6
Mar 30, 1970	Tallahassee	W, 5-4
Mar 31, 1970	Tallahassee	W, 3-2
May 17, 1985	Tallahassee	W, 13-7
May 18, 1985	Tallahassee	W, 9-5
May 19, 1985	Tallahassee	L, 8-9
Jun 2, 1989***	Omaha, NE	W, 4-2
Feb 10, 1990	Tallahassee	W, 6-3
Mar 13, 1992	Chapel Hill, NC	W, 9-3
Mar 14, 1992	Chapel Hill, NC	L, 2-11
Mar 15, 1992	Chapel Hill, NC	W, 4-2
May 12, 1992^	Greenville, SC	W, 7-3
Mar 12, 1993	Tallahassee	W, 6-3
Mar 14, 1993	Tallahassee	W, 4-3 (10)
Mar 25, 1994	Chapel Hill, NC	L, 2-3
Mar 26, 1994	Chapel Hill, NC	W, 9-5
May 13, 1995	Tallahassee	L, 2-3
May 13, 1995	Tallahassee	W, 13-1
May 14, 1995	Tallahassee	L, 3-5
May 20, 1995^	Greenville, SC	W, 10-1
Mar 20, 1996	Chapel Hill, NC	W, 2-1 (7)
Mar 20, 1996	Chapel Hill, NC	W, 7-1 (7)
Mar 21, 1996	Chapel Hill, NC	W, 9-1
May 9, 1997	Tallahassee	W, 8-2
May 10, 1997	Tallahassee	W, 8-5
May 11, 1997	Tallahassee	W, 11-6
Apr 10, 1998	Chapel Hill, NC	L, 5-6
Apr 11, 1998	Chapel Hill, NC	W, 20-4
Apr 12, 1998	Chapel Hill, NC	W, 4-3
May 15, 1998^	Durham, NC	W, 13-11
Mar 26, 1999	Tallahassee	W, 12-6
Mar 27, 1999	Tallahassee	W, 5-4
Mar 28, 1999	Tallahassee	W, 9-4
May 12, 2000	Chapel Hill, NC	W, 6-2
May 13, 2000	Chapel Hill, NC	L, 5-6
May 14, 2000	Chapel Hill, NC	W, 4-2
May 19, 2000^	Fort Mill, SC	W, 4-1
Mar 23, 2001	Tallahassee	W, 3-0
Mar 24, 2001	Tallahassee	W, 12-6
Mar 25, 2001	Tallahassee	W, 8-7
Mar 22, 2002	Chapel Hill, NC	L, 7-11
Mar 23, 2002	Chapel Hill, NC	L, 1-7
Mar 24, 2002	Chapel Hill, NC	L, 1-9
Mar 28, 2003	Tallahassee	W, 8-4
Mar 29, 2003	Tallahassee	L, 4-8
Mar 30, 2003	Tallahassee	W, 2-1
May 23, 2003^	Salem, VA	L, 2-3 (10)
Mar 26, 2004	Chapel Hill, NC	L, 4-10
Mar 27, 2004	Chapel Hill, NC	W, 10-6
Mar 28, 2004	Chapel Hill, NC	L, 6-12
May 29, 2004^	Salem, VA	W, 8-7
May 13, 2005	Tallahassee	W, 9-4

May 14, 2005	Tallahassee	W, 6-5
May 15, 2005	Tallahassee	W, 7-6 (11)
May 25, 2005^	Jacksonville, FL	W, 3-2 (12)
Mar 31, 2006	Chapel Hill, NC	L, 0-4
Apr 1, 2006	Chapel Hill, NC	L, 3-4
Apr 2, 2006	Chapel Hill, NC	W, 6-5
May 25, 2006^	Jacksonville, FL	W, 7-6
Apr 20, 2007	Tallahassee	W, 4-2
Apr 21, 2007	Tallahassee	W, 5-4
Apr 22, 2007	Tallahassee	L, 6-10
Apr 25, 2008	Cary, NC	L, 4-11
Apr 26, 2008	Cary, NC	W, 13-5
Apr 27, 2008	Cary, NC	L, 1-2 (10)
May 24, 2008^	Jacksonville, FL	W, 9-6
Apr 10, 2009	Tallahassee	W, 3-2
Apr 11, 2009	Tallahassee	L, 2-7
Apr 12, 2009	Tallahassee	W, 9-8
Mar 19, 2010	Chapel Hill, NC	W, 4-3
Mar 20, 2010	Chapel Hill, NC	L, 4-10
Mar 21, 2010	Chapel Hill, NC	W, 5-3
Apr 8, 2011	Tallahassee	W, 5-3
Apr 9, 2011	Tallahassee	L, 5-8
Apr 10, 2011	Tallahassee	L, 6-7
May 20, 2013	Chapel Hill, NC	L, 3-4
May 9, 2014	Chapel Hill, NC	W, 7-0
May 10, 2014	Chapel Hill, NC	W, 10-2
May 11, 2014	Chapel Hill, NC	L, 4-5
May 21, 2014^	Greensboro, NC	W, 7-1
May 21, 2015^	Durham, NC	W, 8-4

FSU Most Runs (Gm): 20 (1998)

FSU Widest Margin: 20-4 (1998)

UNC Most Runs (Gm): 12 (1965)

UNC Widest Margin: 12-1 (1965)

High-Scoring Game: 24 (FSU 20-4 & 13-11, 1998)

Low-Scoring Game: 3 (FSU 3-0, 2001; FSU 2-1, 2003; UNC 2-1, 2008)

Longest FSU Win Streak: 7 (1996-97; 1998-00)

Longest UNC Win Streak: 3 (2000-00; 2011-2013)

Shutouts By: FSU 3, UNC 1

NC STATE: 65-28

At Florida State: FSU leads 29-8

At NC State: FSU leads 22-12

At Neutral: FSU leads 14-8

Apr 24, 1962	Tallahassee	W, 12-3
Apr 24, 1963	Tallahassee	L, 7-8
Apr 23, 1965	Raleigh, NC	L, 2-7
Jun 1, 1967\$	Gastonia, NC	W, 15-12
Jun 3, 1967\$	Gastonia, NC	L, 1-4
May 22, 1986*	Tallahassee	W, 10-6
Mar 20, 1992	Tallahassee	W, 4-0
Mar 21, 1992	Tallahassee	W, 12-1
Mar 22, 1992	Tallahassee	L, 4-6
May 12, 1992^	Greenville, SC	W, 1-0
Mar 26, 1993	Raleigh, NC	L, 0-8
Mar 27, 1993	Raleigh, NC	W, 5-1
Mar 28, 1993	Raleigh, NC	L, 1-4
May 19, 1993^	Greenville, SC	L, 1-5
Apr 1, 1994	Tallahassee	W, 3-2 (10)
Apr 2, 1994	Tallahassee	W, 2-1
Apr 4, 1994	Tallahassee	W, 8-7
May 18, 1994^	Greenville, SC	L, 5-6
May 21, 1994^	Greenville, SC	W, 7-4
Mar 31, 1995	Raleigh, NC	W, 6-0
Apr 1, 1995	Raleigh, NC	W, 6-5
Apr 2, 1995	Raleigh, NC	W, 12-3
May 18, 1995^	Greenville, SC	W, 12-6
Mar 29, 1996	Tallahassee	W, 5-4
Mar 31, 1996	Tallahassee	W, 5-4 (7)
Mar 31, 1996	Tallahassee	W, 5-4 (7)
Mar 28, 1997	Raleigh, NC	W, 6-3
Mar 29, 1997	Raleigh, NC	L, 9-10
Mar 30, 1997	Raleigh, NC	L, 5-9
May 15, 1997^	St. Petersburg, FL	W, 5-3
Mar 6, 1998	Tallahassee	W, 9-0



ALL-TIME ACC RESULTS

May 16, 1998 [^]	Durham, NC	W, 13-6
Mar 19, 1999	Raleigh, NC	W, 14-4
Mar 20, 1999	Raleigh, NC	W, 2-1
Mar 21, 1999	Raleigh, NC	W, 13-1
Apr 28, 2000	Tallahassee	L, 4-5
Apr 29, 2000	Tallahassee	W, 8-2
Apr 30, 2000	Tallahassee	W, 6-5
May 17, 2000 [^]	Fort Mill, SC	W, 8-6
Mar 16, 2001	Raleigh, NC	W, 8-7
Mar 17, 2001	Raleigh, NC	L, 2-4
Mar 18, 2001	Raleigh, NC	W, 12-3
May 16, 2001 [^]	Fort Mill, SC	W, 11-5
May 19, 2001 [^]	Fort Mill, SC	L, 4-8
Apr 26, 2002	Tallahassee	W, 9-3
Apr 27, 2002	Tallahassee	W, 10-4
Apr 28, 2002	Tallahassee	W, 12-11
Mar 22, 2003	Kinston, NC	L, 2-4
Mar 22, 2003	Kinston, NC	L, 2-5
Mar 23, 2003	Kinston, NC	W, 3-1
May 24, 2003 [^]	Salem, VA	W, 17-6
Apr 2, 2004	Tallahassee	L, 0-11
Apr 3, 2004	Tallahassee	W, 7-6
Apr 4, 2004	Tallahassee	W, 10-3
May 26, 2004 [^]	Salem, VA	W, 6-5
May 19, 2005	Raleigh, NC	W, 8-2
May 20, 2005	Raleigh, NC	L, 4-7
May 21, 2005	Raleigh, NC	L, 3-8
May 18, 2006	Tallahassee	W, 11-10 (10)
May 19, 2006	Tallahassee	W, 7-1
May 20, 2006	Tallahassee	L, 7-15
May 27, 2006 [^]	Jacksonville, FL	W, 7-3
May 27, 2006 [^]	Jacksonville, FL	L, 7-8
Apr 6, 2007	Raleigh, NC	W, 10-4
Apr 7, 2007	Raleigh, NC	L, 6-8
Apr 8, 2007	Raleigh, NC	W, 6-5
May 15, 2008	Tallahassee	L, 2-12
May 16, 2008	Tallahassee	W, 1-0
May 17, 2008	Tallahassee	W, 8-1
Apr 17, 2009	Raleigh, NC	W, 9-3
Apr 18, 2009	Raleigh, NC	W, 4-2
Apr 19, 2009	Raleigh, NC	W, 13-2
May 14, 2010	Tallahassee	L, 2-5
May 15, 2010	Tallahassee	W, 7-5
May 16, 2010	Tallahassee	W, 12-9 (7)
May 30, 2010 [^]	Greensboro, NC	W, 8-3
May 13, 2011	Raleigh, NC	W, 9-4
May 15, 2011	Raleigh, NC	W, 7-5
May 15, 2011	Raleigh, NC	L, 4-12
May 25, 2011 [^]	Durham, NC	L, 0-7
May 17, 2012	Tallahassee	L, 5-10
May 18, 2012	Tallahassee	W, 3-2
May 19, 2012	Tallahassee	W, 6-2
May 11, 2013	Raleigh, NC	L, 1-3
May 12, 2013	Raleigh, NC	W, 12-3
May 13, 2013	Raleigh, NC	W, 8-4
Mar 14, 2014	Tallahassee	W, 6-1
Mar 15, 2014	Tallahassee	W, 8-2
Mar 15, 2014	Tallahassee	W, 9-8 (13)
Apr 2, 2015	Raleigh, NC	W, 3-2
Apr 3, 2015	Raleigh, NC	W, 1-0
Apr 4, 2015	Raleigh, NC	L, 7-11
May 24, 2015 [^]	Durham, NC	W, 6-2

FSU Most Runs (Gm): 17 (2003)
FSU Widest Margin: 12-1 (1992); 17-6 (2003); 13-2 (2009)
NCS Most Runs (Gm): 15 (2006)
NCS Widest Margin: 12-2 (2008)
High-Scoring Game: 27 (FSU 15-12, 1967)
Low-Scoring Game: 1 (FSU 1-0, 2008; FSU 1-0, 2015)
Longest FSU Win Streak: 9 (1994-97)
Longest NCS Win Streak: 3 (2011-2012)
Shutouts By: FSU 6, NCS 2

NOTRE DAME: 8-7

At Florida State: FSU leads 8-3
At Notre Dame: Notre Dame leads 3-0
At Neutral: Notre Dame leads 1-0

Mar 31, 1956	Tallahassee	W, 12-5
Apr 5, 1958	Tallahassee	W, 5-2
Apr 8, 1958	Tallahassee	W, 3-2
May 28, 1993*	Tallahassee	W, 7-3
May 29, 1993*	Tallahassee	L, 3-4
Jan 31, 1998	Orlando, FL	L, 1-10
Jun 7, 2002**	Tallahassee	L, 4-10
Jun 9, 2002**	Tallahassee	W, 12-5
Jun 10, 2002**	Tallahassee	L, 1-3
Apr 4, 2014	Tallahassee	W, 8-7 (12)
Apr 6, 2014	Tallahassee	W, 11-2
Apr 6, 2014	Tallahassee	W, 4-3
Apr 10, 2015	South Bend, IN	L, 2-5
Apr 11, 2015	South Bend, IN	L, 1-4
Apr 12, 2015	South Bend, IN	L, 1-2

FSU Most Runs (Gm): 12 (1956, 2002)
FSU Widest Margin: 11-2 (2014)
ND Most Runs (Gm): 10 (1998, 2002)
ND Widest Margin: 10-1 (1998)
High-Scoring Game: 17 (FSU 12-5, 1956; 12-5, 2002)
Low Scoring Game: 3 (ND 2-1, 2015)
Longest FSU Win Streak: 4 (1956-93)
Longest ND Win Streak: 3 (1993-02; 2015)

PITTSBURGH: 22-0

At Florida State: FSU leads 22-0

Mar 25, 1983	Tallahassee	W, 7-4
Mar 26, 1983	Tallahassee	W, 12-4
Mar 27, 1983	Tallahassee	W, 13-0
Mar 19, 1984	Tallahassee	W, 5-0
Mar 21, 1984	Tallahassee	W, 21-1
Mar 21, 1984	Tallahassee	W, 6-0
Mar 18, 1985	Tallahassee	W, 6-5
Mar 19, 1985	Tallahassee	W, 18-2
Mar 20, 1985	Tallahassee	W, 9-7
Mar 17, 1986	Tallahassee	W, 7-0
Mar 18, 1986	Tallahassee	W, 10-2
Mar 19, 1986	Tallahassee	W, 22-1
Mar 20, 1986	Tallahassee	W, 17-1
Mar 3, 2000	Tallahassee	W, 6-1
Mar 4, 2000	Tallahassee	W, 12-0
Mar 5, 2000	Tallahassee	W, 14-4
Mar 8, 2002	Tallahassee	W, 7-2
Mar 9, 2002	Tallahassee	W, 11-2
Mar 10, 2002	Tallahassee	W, 15-3
Apr 17, 2015	Tallahassee	W, 15-2
Apr 18, 2015	Tallahassee	W, 6-5
Apr 18, 2015	Tallahassee	W, 10-6

FSU Most Runs (Gm): 22 (1986)
FSU Widest Margin: 22-1 (1986)
Pittsburgh Most Runs (Gm): 6 (2015)
High-Scoring Game: 23 (FSU 22-1, 1986)
Low Scoring Game: 5 (FSU 5-0, 1984)
Longest FSU Win Streak: 22 (1983-Present)
Shutouts By: FSU 5

VIRGINIA: 53-27

At Florida State: FSU leads 27-7
At Virginia: FSU leads 18-12
At Neutral: Series tied 8-8

Apr 4, 1972	Tallahassee	W, 8-6
Apr 5, 1972	Tallahassee	W, 14-7
Mar 24, 1992	Charlottesville, VA	W, 4-3
Mar 25, 1992	Charlottesville, VA	W, 13-7
Mar 16, 1993	Tallahassee	W, 10-5
Mar 17, 1993	Tallahassee	W, 11-0
Mar 18, 1993	Tallahassee	W, 8-1
May 17, 1993 [^]	Greenville, SC	W, 11-2

May 13, 1994	Charlottesville, VA	L, 0-1
May 14, 1994	Charlottesville, VA	W, 8-6
May 15, 1994	Charlottesville, VA	W, 13-1
Mar 13, 1995	Tallahassee	W, 12-7
Mar 14, 1995	Tallahassee	L, 1-2
May 17, 1995 [^]	Greenville, SC	W, 6-0
May 10, 1996	Charlottesville, VA	W, 6-0
May 11, 1996	Charlottesville, VA	L, 7-9
May 12, 1996	Charlottesville, VA	W, 6-3
May 16, 1996 [^]	Durham, NC	L, 2-3
May 18, 1996 [^]	Durham, NC	W, 8-2
May 19, 1996 [^]	Durham, NC	L, 1-12
Mar 7, 1997	Tallahassee	W, 8-2
Mar 8, 1997	Tallahassee	L, 4-6
Mar 9, 1997	Tallahassee	W, 20-2
May 9, 1998	Charlottesville, VA	W, 5-4
May 9, 1998	Charlottesville, VA	W, 11-2
May 10, 1998	Charlottesville, VA	W, 9-6
May 13, 1998 [^]	Durham, NC	W, 4-1
Mar 12, 1999	Tallahassee	W, 10-3
Mar 13, 1999	Tallahassee	W, 2-1
Mar 14, 1999	Tallahassee	W, 11-3
Apr 1, 2000	Charlottesville, VA	W, 9-6
Apr 2, 2000	Charlottesville, VA	L, 1-2
Apr 2, 2000	Charlottesville, VA	W, 10-4
Mar 10, 2001	Tallahassee	W, 9-2
Mar 10, 2001	Tallahassee	W, 16-1
Mar 11, 2001	Tallahassee	W, 2-1
Mar 15, 2002	Charlottesville, VA	L, 10-11
Mar 16, 2002	Charlottesville, VA	W, 8-3
Mar 16, 2002	Charlottesville, VA	W, 14-4
Mar 14, 2003	Tallahassee	W, 9-1
Mar 15, 2003	Tallahassee	W, 4-0
Mar 16, 2003	Tallahassee	W, 5-4 (12)
May 24, 2003 [^]	Salem, VA	W, 2-0
May 7, 2004	Charlottesville, VA	L, 0-11
May 8, 2004	Charlottesville, VA	W, 7-6
May 9, 2004	Charlottesville, VA	W, 4-1
Apr 29, 2005	Tallahassee	W, 8-1
May 1, 2005	Tallahassee	L, 2-6
May 1, 2005	Tallahassee	W, 7-2
May 24, 2006 [^]	Jacksonville, FL	L, 2-6
May 26, 2006 [^]	Jacksonville, FL	W, 11-0 (7)
Apr 4, 2008	Tallahassee	W, 10-3
Apr 6, 2008	Tallahassee	W, 3-2 (10)
Apr 6, 2008	Tallahassee	W, 3-2 (10)
May 23, 2008 [^]	Jacksonville, FL	L, 3-5
Mar 13, 2009	Charlottesville, VA	L, 2-15
May 24, 2009 [^]	Durham, NC	L, 3-6
Mar 12, 2010	Tallahassee	L, 0-5
Mar 13, 2010	Tallahassee	L, 8-9
Mar 14, 2010	Tallahassee	W, 9-8
May 27, 2010 [^]	Greensboro, NC	W, 11-4
Mar 18, 2011	Charlottesville, VA	L, 4-5 (11)
Mar 19, 2011	Charlottesville, VA	L, 3-4 (11)
Mar 20, 2011	Charlottesville, VA	W, 12-11 (10)
May 29, 2011 [^]	Durham, NC	L, 2-7
Mar 17, 2012	Tallahassee	W, 12-3
Mar 18, 2012	Tallahassee	W, 4-3
Mar 19, 2012	Tallahassee	W, 7-5
May 26, 2012 [^]	Greensboro, NC	L, 0-7
Apr 20, 2013	Charlottesville, VA	L, 2-9
Apr 20, 2013	Charlottesville, VA	L, 0-2
Apr 21, 2013	Charlottesville, VA	L, 2-5
May 25, 2013 [^]	Durham, NC	L, 4-7 (12)
Apr 25, 2014	Tallahassee	L, 3-5 (10)
Apr 26, 2014	Tallahassee	W, 7-0
Apr 27, 2014	Tallahassee	L, 3-4
May 24, 2014 [^]	Greensboro, NC	W, 6-4
Mar 20, 2015	Charlottesville, VA	L, 4-8
Mar 21, 2015	Charlottesville, VA	W, 12-10
Mar 22, 2015	Charlottesville, VA	W, 13-1

FSU Most Runs (Gm): 20 (1997)
FSU Widest Margin: 20-2 (1997)
UVA Most Runs (Gm): 15 (2009)
UVA Widest Margin: 15-2 (2009)



ALL-TIME ACC RESULTS

High-Scoring Game: 23 (FSU 12-11 (10), 2011)
Low Scoring Game: 1 (UVA 1-0, 1994)
Longest FSU Win Streak: 9 (1998-2000)
Longest UVA Win Streak: 6 (2012-2014)
Shutouts By: FSU 7, UVA 5

VIRGINIA TECH: 42-12

At Florida State: FSU leads 29-7
At Virginia Tech: FSU leads 11-4
At Neutral: FSU leads 2-1

Mar 22, 1967	Tallahassee	W, 7-2
May 9, 1980	Tallahassee	L, 4-12
May 10, 1980	Tallahassee	W, 13-6
Mar 23, 1982	Tallahassee	W, 7-2
Mar 24, 1982	Tallahassee	W, 12-4
Mar 25, 1982	Tallahassee	L, 1-5
May 15, 1982	Tallahassee	W, 2-1
May 13, 1984	Tallahassee	W, 17-3
May 10, 1985	Tallahassee	L, 5-8
May 12, 1985	Tallahassee	W, 3-1
May 14, 1987	Tallahassee	W, 5-4
May 19, 1988	Tallahassee	W, 9-6
Apr 21, 1989	Tallahassee	L, 5-7
Apr 22, 1989	Tallahassee	W, 14-8
Apr 23, 1989	Tallahassee	W, 8-4
May 20, 1989	Tallahassee	W, 8-2
May 8, 1990	Blacksburg, VA	W, 6-4
May 9, 1990	Blacksburg, VA	W, 5-1
May 10, 1990	Blacksburg, VA	W, 25-14
May 17, 1990	Hattiesburg, MS	W, 11-3
May 19, 1990	Hattiesburg, MS	W, 12-5
May 7, 1991	Tallahassee	W, 3-2 (12)
May 7, 1991	Tallahassee	W, 4-1
May 8, 1991	Tallahassee	W, 11-1
Mar 18, 2005	Tallahassee	W, 3-1
Mar 19, 2005	Tallahassee	W, 12-2
Mar 20, 2005	Tallahassee	W, 8-1
Mar 17, 2006	Blacksburg, VA	W, 11-2
Mar 18, 2006	Blacksburg, VA	L, 7-9
Mar 19, 2006	Blacksburg, VA	W, 9-4
Apr 13, 2007	Tallahassee	14-1
Apr 14, 2007	Tallahassee	W, 4-3
Apr 15, 2007	Tallahassee	W, 8-5
Mar 21, 2008	Blacksburg, VA	W, 9-4
Mar 22, 2008	Blacksburg, VA	W, 12-11
Mar 23, 2008	Blacksburg, VA	W, 18-12
May 1, 2009	Tallahassee	W, 10-2
May 2, 2009	Tallahassee	W, 10-4
May 3, 2009	Tallahassee	W, 9-4
Apr 2, 2010	Tallahassee	L, 5-10
Apr 3, 2010	Tallahassee	L, 7-8
Apr 4, 2010	Tallahassee	W, 9-6
Apr 15, 2011	Blacksburg, VA	L, 1-2
Apr 16, 2011	Blacksburg, VA	W, 15-11
Apr 17, 2011	Blacksburg, VA	W, 18-12
Mar 30, 2012	Tallahassee	W, 5-2
Mar 31, 2012	Tallahassee	W, 2-1
Apr 1, 2012	Tallahassee	W, 11-4
Mar 29, 2013	Blacksburg, VA	L, 2-3
Mar 30, 2013	Blacksburg, VA	W, 11-10
Mar 30, 2013	Blacksburg, VA	L, 1-8
May 23, 2013^	Durham, NC	L, 2-3
Mar 27, 2015	Tallahassee	L, 3-8
Mar 28, 2015	Tallahassee	W, 19-9
Mar 29, 2015	Tallahassee	W, 6-5

FSU Most Runs (Gm): 25 (1990)
FSU Widest Margin: 17-3 (1984)
VT Most Runs (Gm): 14 (1990)
VT Widest Margin: 12-4 (1980)
High-Scoring Game: 39 (FSU 25-14, 1990)
Low Scoring Game: 3 (VT 2-1, 2011; FSU 2-1, 2012)
Longest FSU Win Streak: 15 (1989-2006)
Longest VT Win Streak: 3 (2013-2015)
Shutouts By: None

WAKE FOREST: 86-23

At Florida State: FSU leads 46-10
At Wake Forest: FSU leads 27-8
At Neutral: FSU leads 13-5

Jun 4, 1962\$	Gastonia, NC	W, 10-8
Jun 4, 1962\$	Gastonia, NC	W, 3-2
Apr 23, 1963	Tallahassee	L, 5-7
May 31, 1963\$	Gastonia, NC	W, 12-4
Jun 1, 1963\$	Gastonia, NC	L, 5-6
Jun 1, 1963\$	Gastonia, NC	W, 11-5
Mar 31, 1964	Tallahassee	L, 4-6
Apr 3, 1964	Tallahassee	L, 4-7
Apr 4, 1964	Tallahassee	W, 9-2
Mar 31, 1965	Tallahassee	W, 8-1
Apr 1, 1965	Tallahassee	W, 5-3
Apr 3, 1965	Tallahassee	W, 11-4
Mar 30, 1966	Tallahassee	W, 14-12
Apr 1, 1966	Auburn, AL	L, 3-4
Mar 30, 1967	Tallahassee	W, 5-1
Mar 31, 1967	Tallahassee	W, 3-2
Apr 1, 1967	Tallahassee	L, 0-1
Mar 27, 1968	Tallahassee	W, 3-0
Mar 28, 1968	Tallahassee	W, 7-4
Apr 2, 1969	Tallahassee	W, 9-4
Apr 3, 1969	Tallahassee	W, 16-6
Apr 4, 1969	Tallahassee	W, 16-14
Apr 5, 1969	Tallahassee	W, 10-1
Mar 18, 1983	Tallahassee	W, 10-2
Mar 19, 1983	Tallahassee	W, 9-1
Mar 20, 1983	Tallahassee	W, 7-3
Apr 17, 1992	Winston-Salem, NC	W, 9-3
Apr 18, 1992	Winston-Salem, NC	W, 9-4
Apr 19, 1992	Winston-Salem, NC	W, 11-1
May 10, 1992	Greenville, SC	W, 6-1
Apr 16, 1993	Tallahassee	L, 1-4
Apr 17, 1993	Tallahassee	W, 6-0
Apr 18, 1993	Tallahassee	L, 2-7
Mar 22, 1994	Winston-Salem, NC	W, 12-2
Mar 23, 1994	Winston-Salem, NC	W, 15-4
Mar 24, 1994	Winston-Salem, NC	W, 17-4
May 20, 1994^	Greenville, SC	W, 18-3
Feb 24, 1995	Tallahassee	W, 4-0
Feb 25, 1995	Tallahassee	L, 3-4
Feb 26, 1995	Tallahassee	W, 10-1
Mar 22, 1996	Winston-Salem, NC	W, 11-7
Mar 23, 1996	Winston-Salem, NC	W, 9-6
Mar 24, 1996	Winston-Salem, NC	W, 12-3
May 15, 1996^	Durham, NC	W, 8-4
Mar 14, 1997	Tallahassee	W, 15-8
Mar 15, 1997	Tallahassee	W, 11-3
Mar 16, 1997	Tallahassee	W, 10-0
Mar 13, 1998	Winston-Salem, NC	W, 12-11
Mar 14, 1998	Winston-Salem, NC	W, 10-4
Mar 15, 1998	Winston-Salem, NC	W, 9-6
May 14, 1998^	Durham, NC	W, 14-1
May 16, 1998^	Durham, NC	L, 1-2
May 17, 1998^	Durham, NC	L, 3-6
Apr 2, 1999	Tallahassee	W, 7-4
Apr 3, 1999	Tallahassee	W, 16-3
Apr 4, 1999	Tallahassee	W, 4-3
May 21, 1999^	Durham, NC	L, 0-4
Mar 17, 2000	Winston-Salem, NC	L, 1-7
Mar 18, 2000	Winston-Salem, NC	L, 4-7
Mar 19, 2000	Winston-Salem, NC	W, 12-4
Mar 30, 2001	Tallahassee	W, 12-3
Mar 31, 2001	Tallahassee	W, 6-5
Apr 1, 2001	Tallahassee	W, 6-5
May 19, 2001^	Fort Mill, SC	W, 15-2
Mar 29, 2002	Winston-Salem, NC	L, 3-5
Mar 30, 2002	Winston-Salem, NC	W, 18-10
Mar 31, 2002	Winston-Salem, NC	L, 5-7
May 24, 2002^	St. Petersburg, FL	W, 5-2
Apr 4, 2003	Tallahassee	W, 7-5
Apr 5, 2003	Tallahassee	W, 7-2
Apr 6, 2003	Tallahassee	W, 10-7
May 20, 2004	Winston-Salem, NC	W, 11-10

May 21, 2004	Winston-Salem, NC	W, 27-3
May 22, 2004	Winston-Salem, NC	W, 10-6
Apr 8, 2005	Tallahassee	W, 7-5
Apr 9, 2005	Tallahassee	W, 4-3
Apr 10, 2005	Tallahassee	L, 10-13 (12)
May 27, 2005^	Jacksonville, FL	W, 7-3
May 5, 2006	Winston-Salem, NC	L, 2-4
May 6, 2006	Winston-Salem, NC	W, 4-3, (20)
Mar 16, 2007	Tallahassee	W, 7-6 (11)
Mar 17, 2007	Tallahassee	W, 4-3
Mar 18, 2007	Tallahassee	W, 11-1
May 23, 2007^	Jacksonville, FL	W, 11-2
Mar 28, 2008	Winston-Salem, NC	W, 21-2
Mar 29, 2008	Winston-Salem, NC	L, 2-4
Mar 30, 2008	Winston-Salem, NC	W, 3-2 (11)
May 21, 2008^	Jacksonville, FL	W, 8-3
Apr 24, 2009	Tallahassee	W, 15-6
Apr 25, 2009	Tallahassee	W, 6-4
Apr 26, 2009	Tallahassee	W, 14-10
Apr 9, 2010	Winston-Salem, NC	W, 10-1
Apr 10, 2010	Winston-Salem, NC	W, 5-4
Apr 11, 2010	Winston-Salem, NC	W, 17-16
Mar 25, 2011	Tallahassee	W, 12-4
Mar 26, 2011	Tallahassee	L, 0-8
Mar 27, 2011	Tallahassee	W, 11-2
Mar 23, 2012	Winston-Salem, NC	W, 5-4 (11)
Mar 24, 2012	Winston-Salem, NC	W, 3-2
Mar 25, 2012	Winston-Salem, NC	L, 5-7
Apr 26, 2013	Tallahassee	W, 7-3
Apr 27, 2013	Tallahassee	W, 8-6
Apr 28, 2013	Tallahassee	W, 11-2
Apr 18, 2014	Winston-Salem, NC	W, 7-1
Apr 19, 2014	Winston-Salem, NC	W, 4-3 (13)
Apr 20, 2014	Winston-Salem, NC	L, 2-5
Mar 13, 2015	Tallahassee	L, 1-4
Mar 14, 2015	Tallahassee	W, 12-2
Mar 15, 2015	Tallahassee	W, 9-6

FSU Most Runs (Gm): 27 (2004)

FSU Widest Margin: 27-3 (2004)

WF Most Runs (Gm): 16 (2010)

WF Widest Margin: 8-0 (2011)

High-Scoring Game: 33 (FSU 17-16, 2010)

Low Scoring Game: 1 (WF 1-0, 1967)

Longest FSU Win Streak: 13 (1968-1992)

Longest WF Win Streak: 3 (1999-2000)

Shutouts By: FSU 4, WF 3

\$ = District 3 – Gastonia, NC; * = NCAA Regional;

** = NCAA Super Regional; *** = College World Series

^ = ACC Tournament; ^ = Metro Tournament



ALL-TIME RESULTS

AKRON: 4-0

At Florida State: FSU leads 4-0

Mar 23, 1999	Tallahassee	W, 7-4
Mar 24, 1999	Tallahassee	W, 12-2
Mar 20, 2001	Tallahassee	W, 8-2
Mar 21, 2001	Tallahassee	W, 14-2

FSU Most Runs (Gm): 14 (2001)
 FSU Widest Margin: 14-2 (2001)
 AKRON Most Runs (Gm): 4 (1999)
 High-Scoring Game: 16 (FSU 14-2, 2001)
 Low Scoring Game: 10 (FSU 8-2, 2001)
 Longest FSU Win Streak: 4 (1999-Present)

ALABAMA: 7-3

At Florida State: FSU leads 6-3
 At Alabama: FSU leads 1-0

Mar 23, 1967	Tallahassee	L, 3-4
Mar 25, 1967	Tallahassee	W, 1-0
May 31, 1968*	Gastonia, NC	W, 6-1
May 28, 1983*	Tallahassee	L, 5-7
Mar 23, 1984	Tallahassee	W, 18-16
May 25, 1991*	Tallahassee	W, 5-2
May 26, 1991*	Tallahassee	W, 6-5
Jun 4, 2011*	Tallahassee	W, 9-5
Jun 5, 2011*	Tallahassee	W, 11-1
May 31, 2014*	Tallahassee	L, 5-6

FSU Most Runs (Gm): 18 (1984)
 FSU Widest Margin: 11-1 (2011)
 Alabama Most Runs (Gm): 16 (1984)
 Alabama Widest Margin: 7-5 (1983)
 High-Scoring Game: 34 (FSU 18-16, 1984)
 Low Scoring Game: 1 (FSU 1-0, 1967)
 Longest FSU Win Streak: 5 ('84-2011)
 Shutouts By: FSU 1

ALABAMA-BIRMINGHAM: 2-0

At Florida State: FSU leads 2-0

Mar 17, 1988	Tallahassee	W, 10-4
Jun 1, 2012*	Tallahassee	W, 2-1

ALABAMA STATE: 1-0

At Florida State: FSU leads 1-0

Mar 25, 2015	Tallahassee	W, 8-7
--------------	-------------	--------

AMHERST: 7-1

At Florida State: FSU leads 7-1

Mar 27, 1952	Tallahassee	W, 4-2
Mar 30, 1953	Tallahassee	W, 5-0
Mar 31, 1953	Tallahassee	W, 4-3
Mar 29, 1954	Tallahassee	W, 11-3
Mar 30, 1954	Tallahassee	W, 10-6
Mar 23, 1955	Tallahassee	W, 10-3
Mar 24, 1955	Tallahassee	L, 7-9
Mar 25, 1964	Tallahassee	W, 5-0

FSU Most Runs (Gm): 11 (1954)
 FSU Widest Margin: 11-3 (1954)
 Amherst Most Runs (Gm): 9 (1955)
 Amherst Widest Margin: 9-7 (1955)
 High-Scoring Game: 16 (FSU 10-6, 1954; Amherst 9-7, 1955)
 Low Scoring Game: 5 (FSU 5-0, 1953; 5-0, 1964)
 Longest FSU Win Streak: 6 (1952-1955)
 Shutouts By: FSU 2

APPALACHIAN STATE: 16-0

At Florida State: FSU leads 16-0

Feb 16, 1993	Tallahassee	W, 8-3
Feb 17, 1993	Tallahassee	W, 8-5
Feb 22, 2000	Tallahassee	W, 8-2
Feb 23, 2000	Tallahassee	W, 8-1
Feb 27, 2001	Tallahassee	W, 10-4
Feb 28, 2001	Tallahassee	W, 7-4
Mar 13, 2002	Tallahassee	W, 4-2
Mar 13, 2002	Tallahassee	W, 11-7
Feb 21, 2003	Tallahassee	W, 16-6

Feb 22, 2003	Tallahassee	W, 9-1
Feb 23, 2003	Tallahassee	W, 17-0
Feb 25, 2005	Tallahassee	W, 11-2
Feb 26, 2005	Tallahassee	W, 4-1
Feb 23, 2007	Tallahassee	W, 6-3
Feb 24, 2007	Tallahassee	W, 10-2
Feb 25, 2007	Tallahassee	W, 12-8

FSU Most Runs (Gm): 17 (2003)
 FSU Widest Margin: 17-0 (2003)
 ASU Most Runs (Gm): 8 (2007)
 High-Scoring Game: 22 (FSU 16-6, 2003)
 Low Scoring Game: 6 (FSU 4-2, 2002)
 Longest FSU Win Streak: 16 (1993-Present)
 Shutouts By: FSU 1

ARIZONA: 5-8

At Florida State: FSU leads 3-0
 At Arizona: Arizona leads 2-1
 At Neutral: Arizona leads 6-1

Jun 11, 1963***	Omaha, NE	L, 3-4
Jun 13, 1970***	Omaha, NE	W, 4-0
May 31, 1980***	Omaha, NE	L, 3-5
Jun 6, 1986***	Omaha, NE	L, 5-9
Jun 9, 1986***	Omaha, NE	L, 2-10
Feb 17, 1990	Tallahassee	W, 7-1
Feb 17, 1990	Tallahassee	W, 16-8
Feb 18, 1990	Tallahassee	W, 10-5
Feb 14, 1991	Tucson, AZ	W, 15-8
Feb 15, 1991	Tucson, AZ	L, 3-7
Feb 16, 1991	Tucson, AZ	L, 2-3
Jun 15, 2012***	Omaha, NE	L, 3-4 (12)
Jun 21, 2012***	Omaha, NE	L, 3-10

FSU Most Runs (Gm): 16 (1990)
 FSU Widest Margin: 16-8 (1990)
 Arizona Most Runs (Gm): 10 (1986, 2012)
 Arizona Widest Margin: 10-2 (1986)
 High-Scoring Game: 24 (FSU 16-8, 1990)
 Low Scoring Game: 4 (FSU 4-0, 1970)
 Longest FSU Win Streak: 4 (1990-1991)
 Longest UA Win Streak: 4 (1991-Present)
 Shutouts By: FSU 1

ARIZONA STATE: 23-11

At Florida State: FSU leads 16-1
 At Arizona State: Arizona State leads 9-6
 At Neutral: Series tied 1-1

May 31, 1987***	Omaha, NE	W, 3-0
Feb 4, 1989	Tallahassee	W, 9-6
Feb 5, 1989	Tallahassee	W, 8-3
Mar 31, 1990	Tempe, AZ	L, 1-9
Apr 1, 1990	Tempe, AZ	L, 6-7
Feb 8, 1991	Tallahassee	W, 6-5 (10)
Feb 9, 1991	Tallahassee	W, 21-5
Feb 10, 1991	Tallahassee	W, 4-3 (10)
Feb 9, 1992	Tempe, AZ	W, 4-2
Feb 9, 1992	Tempe, AZ	L, 1-4
Feb 11, 1994	Tallahassee	W, 9-7
Feb 12, 1994	Tallahassee	W, 13-2
Feb 13, 1994	Tallahassee	W, 9-8 (8)
Feb 10, 1995	Tempe, AZ	W, 11-2
Feb 11, 1995	Tempe, AZ	W, 14-6
Feb 12, 1995	Tempe, AZ	L, 2-8
Feb 7, 1997	Tallahassee	W, 5-2
Feb 8, 1997	Tallahassee	L, 6-9
Feb 9, 1997	Tallahassee	W, 11-5
Feb 6, 1998	Tempe, AZ	W, 3-2
Feb 7, 1998	Tempe, AZ	W, 6-1
May 29, 1998***	Omaha, NE	L, 10-11
Feb 5, 1999	Tallahassee	W, 4-1
Feb 6, 1999	Tallahassee	W, 11-4
Feb 7, 1999	Tallahassee	W, 7-5
Feb 4, 2000	Tempe, AZ	W, 11-10
Feb 5, 2000	Tempe, AZ	L, 9-15
Feb 6, 2000	Tempe, AZ	W, 9-7
Feb 15, 2002	Tallahassee	W, 9-4
Feb 16, 2002	Tallahassee	W, 5-3
Feb 17, 2002	Tallahassee	W, 6-4
Feb 6, 2004	Tempe, AZ	L, 1-2
Feb 7, 2004	Tempe, AZ	L, 9-10
Feb 8, 2004	Tempe, AZ	L, 6-12

FSU Most Runs (Gm): 21 (1991)
 FSU Widest Margin: 21-5 (1991)
 ASU Most Runs (Gm): 15 (2000)
 ASU Widest Margin: 9-1 (1990)
 High-Scoring Game: 26 (FSU 21-5, 1991)
 Low Scoring Game: 3 (FSU 3-0, 1986; ASU 2-1, 2004)
 Longest FSU Win Streak: 5 (1994-1995)
 Longest ASU Win Streak: 3 (2004-Present)
 Shutouts By: FSU 1

ARKANSAS: 0-5

At Florida State: Arkansas leads 3-0
 At Arkansas: Arkansas leads 2-0

May 25, 1985*	Tallahassee	L, 6-7
Jun 11, 2004**	Fayetteville, AR	L, 5-7
Jun 12, 2004**	Fayetteville, AR	L, 2-4
Jun 5, 2009**	Tallahassee	L, 2-7
Jun 6, 2009**	Tallahassee	L, 8-9

ARMSTRONG STATE: 2-0

At Florida State: FSU leads 2-0

Feb 5, 1985	Tallahassee	W, 7-0
Feb 8, 1985	Tallahassee	W, 1-0

ARMY: 2-0

At Florida State: FSU leads 2-0

Mar 24, 1975	Tallahassee	W, 7-4
Jun 3, 2005*	Tallahassee	W, 3-2

AUBURN: 75-41

At Florida State: FSU leads 47-25
 At Auburn: FSU leads 27-15
 At Neutral: Series tied 1-1

Mar 20, 1954	Tallahassee	L, 2-7
Mar 19, 1957	Tallahassee	W, 8-2
Mar 20, 1957	Tallahassee	W, 10-5
Apr 22, 1957	Auburn, AL	L, 9-10
Apr 23, 1957	Auburn, AL	W, 10-4
Mar 20, 1958	Tallahassee	L, 3-4
Mar 20, 1958	Tallahassee	L, 7-10
Apr 25, 1958	Auburn, AL	W, 5-1
Apr 26, 1958	Auburn, AL	W, 4-2
Mar 17, 1959	Tallahassee	W, 8-4
Mar 17, 1959	Tallahassee	W, 11-3
May 13, 1959	Auburn, AL	W, 4-3
May 14, 1959	Auburn, AL	W, 8-6
Mar 21, 1960	Tallahassee	L, 4-10
Mar 22, 1960	Tallahassee	W, 22-8
Mar 23, 1960	Tallahassee	W, 11-4
May 6, 1960	Auburn, AL	L, 3-4
May 7, 1960	Auburn, AL	L, 5-6
Mar 20, 1961	Tallahassee	W, 10-1
Mar 21, 1961	Tallahassee	W, 10-9
Mar 22, 1961	Tallahassee	L, 5-15
Mar 16, 1962	Tallahassee	L, 7-12
Mar 17, 1962	Tallahassee	L, 2-10
Apr 9, 1962	Tallahassee	L, 6-7
Apr 10, 1962	Tallahassee	L, 3-5
Mar 16, 1963	Tallahassee	W, 2-1
Mar 18, 1963	Tallahassee	W, 8-3
Mar 25, 1963	Auburn, AL	W, 5-1
Mar 26, 1963	Auburn, AL	W, 9-7
May 30, 1963\$	Gastonia, NC	W, 4-3
Apr 20, 1964	Tallahassee	L, 3-5
May 4, 1964	Tallahassee	L, 2-4
May 5, 1964	Tallahassee	L, 5-19
Apr 5, 1965	Tallahassee	W, 6-1
Apr 6, 1965	Tallahassee	W, 12-0
Mar 22, 1966	Tallahassee	W, 6-3
Apr 1, 1966	Auburn, AL	L, 2-7
Apr 2, 1966	Auburn, AL	L, 2-6
Mar 20, 1967	Tallahassee	L, 7-12
Mar 21, 1967	Tallahassee	W, 1-0
Apr 7, 1967	Auburn, AL	L, 2-5
Apr 8, 1967	Auburn, AL	W, 9-3
Jun 3, 1967\$	Gastonia, NC	L, 3-13
Apr 22, 1968	Tallahassee	W, 2-1
Apr 23, 1968	Tallahassee	W, 7-3
May 13, 1968	Auburn, AL	W, 3-2



ALL-TIME RESULTS

May 14, 1968	Auburn, AL	L, 1-18
Mar 14, 1969	Tallahassee	L, 0-1
Mar 15, 1969	Tallahassee	W, 6-1
May 19, 1969	Auburn, AL	L, 4-7
May 20, 1969	Auburn, AL	W, 6-3
Apr 6, 1970	Tallahassee	W, 10-4
Apr 7, 1970	Tallahassee	L, 3-5
May 18, 1970	Auburn, AL	W, 5-0
May 19, 1970	Auburn, AL	W, 7-6
Apr 12, 1971	Tallahassee	W, 13-8
Apr 13, 1971	Tallahassee	L, 8-11
May 17, 1971	Auburn, AL	W, 9-4
May 18, 1971	Auburn, AL	W, 6-5
Mar 24, 1972	Tallahassee	L, 3-9
Mar 25, 1972	Tallahassee	W, 16-13
May 15, 1972	Auburn, AL	L, 3-9
May 16, 1972	Auburn, AL	W, 7-4
Apr 9, 1973	Tallahassee	L, 2-4
Apr 10, 1973	Tallahassee	L, 2-4
May 14, 1973	Auburn, AL	W, 4-2
May 15, 1973	Auburn, AL	W, 8-4
Apr 29, 1974	Tallahassee	W, 11-1
Apr 30, 1974	Tallahassee	L, 3-6
May 13, 1974	Auburn, AL	L, 4-5
May 14, 1974	Auburn, AL	L, 1-7
Apr 15, 1975	Tallahassee	W, 3-1
Apr 16, 1975	Tallahassee	W, 4-0
May 12, 1975	Auburn, AL	W, 4-1
May 12, 1975	Auburn, AL	L, 3-4
May 24, 1976*	Tallahassee	L, 1-2
Apr 8, 1980	Tallahassee	W, 21-7
Apr 9, 1980	Tallahassee	W, 2-0
Apr 22, 1980	Auburn, AL	W, 9-5
Apr 23, 1980	Auburn, AL	W, 4-2
Apr 28, 1981	Auburn, AL	W, 7-1
Apr 29, 1981	Auburn, AL	W, 4-3
May 6, 1981	Tallahassee	W, 7-5
May 7, 1981	Tallahassee	W, 11-3
Apr 13, 1982	Auburn, AL	L, 5-9
Apr 14, 1982	Auburn, AL	W, 10-8
Apr 20, 1982	Tallahassee	W, 14-0
Apr 21, 1982	Tallahassee	L, 8-9
Feb 22, 1983	Tallahassee	W, 12-9
Feb 23, 1983	Tallahassee	W, 6-1
Mar 24, 1983	Auburn, AL	W, 7-5
Feb 28, 1984	Tallahassee	W, 10-4
Feb 29, 1984	Tallahassee	W, 12-2
May 27, 1989*	Tallahassee	W, 7-6
May 24, 1997*	Tallahassee	L, 7-8
May 25, 1997*	Tallahassee	W, 9-7
May 25, 1997*	Tallahassee	L, 2-5
May 24, 1998*	Tallahassee	W, 16-10
Jun 4, 1999**	Tallahassee	W, 10-2
Jun 5, 1999**	Tallahassee	W, 6-3
May 26, 2001*	Tallahassee	W, 10-6
May 27, 2001*	Tallahassee	W, 9-6
Feb 11, 2005	Tallahassee	W, 7-3
Feb 12, 2005	Tallahassee	W, 6-5
Feb 13, 2005	Tallahassee	L, 2-9
Jun 4, 2005*	Tallahassee	W, 4-3
Jun 5, 2005*	Tallahassee	W, 10-4
Feb 10, 2006	Auburn, AL	L, 2-5
Feb 11, 2006	Auburn, AL	W, 8-3
Feb 28, 2008	Auburn, AL	W, 7-5
Feb 29, 2008	Auburn, AL	W, 6-5
Mar 1, 2008	Tallahassee	W, 4-3
Mar 2, 2008	Tallahassee	W, 10-1
Feb 26, 2009	Tallahassee	W, 8-7
Feb 27, 2009	Tallahassee	W, 14-5
Feb 28, 2009	Auburn, AL	L, 9-10

FSU Most Runs (Gm): 22 (1960)
FSU Widest Margin: 21-7 (1980), 14-0 (1981), 22-8 (1960)
Auburn Most Runs (Gm): 19 (1964)
Auburn Widest Margin: 18-1 (1968)
High-Scoring Game: 30 (FSU 22-8, 1960)
Low Scoring Game: 1 (FSU 1-0, 1967; Auburn 1-0, 1969)
Longest FSU Win Streak: 13 (1968-1992)
Longest Auburn Win Streak: 5 (1961-1962)
Shutouts By: FSU 5, Auburn 1

AUSTIN PEAY: 5-0

At Florida State: FSU leads 5-0

Mar 16, 1979	Tallahassee	W, 4-2
Mar 16, 1979	Tallahassee	W, 12-0
Mar 13, 1987	Tallahassee	W, 8-3
Mar 14, 1987	Tallahassee	W, 15-0
Mar 15, 1987	Tallahassee	W, 26-1
FSU Most Runs (Gm): 26 (1987)		
FSU Widest Margin: 26-1 (1987)		
Austin Peay Most Runs (Gm): 3 (1987)		
High-Scoring Game: 27 (FSU 26-1, 1987)		
Low Scoring Game: 6 (FSU 4-2, 1979)		
Longest FSU Win Streak: 5 (1979-Present)		
Shutouts By: FSU 2		

BALL STATE: 19-2

At Florida State: FSU leads 19-2

Mar 1, 1984	Tallahassee	W, 13-2
Mar 2, 1984	Tallahassee	W, 5-1
Mar 3, 1984	Tallahassee	W, 12-1
Mar 4, 1984	Tallahassee	W, 8-6
Mar 2, 1985	Tallahassee	L, 11-12
Mar 2, 1985	Tallahassee	W, 12-10
Mar 3, 1985	Tallahassee	W, 15-6
Mar 4, 1985	Tallahassee	L, 9-10
Mar 3, 1987	Tallahassee	W, 10-3
Mar 4, 1987	Tallahassee	W, 9-2
Mar 5, 1987	Tallahassee	W, 14-10
Mar 4, 1988	Tallahassee	W, 6-4
Mar 10, 1989	Tallahassee	W, 10-0
Mar 11, 1989	Tallahassee	W, 11-1
Mar 12, 1989	Tallahassee	W, 16-0
Mar 2, 1990	Tallahassee	W, 19-10
Mar 3, 1990	Tallahassee	W, 16-3
Mar 4, 1990	Tallahassee	W, 12-4
Mar 5, 1991	Tallahassee	W, 26-4
Mar 6, 1991	Tallahassee	W, 17-2
Mar 7, 1991	Tallahassee	W, 12-2

FSU Most Runs (Gm): 26 (1991)
FSU Widest Margin: 26-4 (1991)
Ball State Most Runs (Gm): 12 (1985)
Ball State Widest Margin: 12-11 (1985), 10-9 (1985)
High-Scoring Game: 30 (FSU 26-4, 1991)
Low Scoring Game: 6 (FSU 5-1, 1984)
Longest FSU Win Streak: 13 (1987-Present)
Shutouts By: FSU 2

BAPTIST: 7-0

At Florida State: FSU leads 7-0

Mar 21, 1988	Tallahassee	W, 9-8
Mar 22, 1988	Tallahassee	W, 15-1
Mar 23, 1988	Tallahassee	W, 7-0
Feb 20, 1989	Tallahassee	W, 5-4 (10)
Feb 22, 1989	Tallahassee	W, 10-2
Mar 16, 1990	Tallahassee	W, 11-5
Mar 17, 1990	Tallahassee	W, 11-1

FSU Most Runs (Gm): 15 (1988)
FSU Widest Margin: 15-1 (1988)
Baptist Most Runs (Gm): 8 (1988)
High-Scoring Game: 17 (FSU 9-8, 1988)
Low Scoring Game: 7 (FSU 7-0, 1988)
Longest FSU Win Streak: 7 (1988-Present)
Shutouts By: FSU 1

BELMONT ABBEY: 2-0

At Florida State: FSU leads 2-0

Apr 2, 1969	Tallahassee	W, 10-9
Apr 3, 1969	Tallahassee	W, 8-4

BETHUNE-COOKMAN: 5-0

At Florida State: FSU leads 5-0

May 26, 2000*	Tallahassee	W, 6-3
May 25, 2001*	Tallahassee	W, 8-1
Jun 4, 2004*	Tallahassee	W, 10-3
Jun 1, 2007*	Tallahassee	W, 6-2
Jun 3, 2011*	Tallahassee	W, 6-5

FSU Most Runs (Gm): 10 (2004)
FSU Widest Margin: 8-1 (2001), 10-3 (2004)
BCU Most Runs (Gm): 5 (2011)

High-Scoring Game: 13 (FSU 10-3, 2004)
Low Scoring Game: 8 (FSU 6-2, 2007)
Longest FSU Win Streak: 5 (2000-Present)

BISCAYNE: 4-0

At Florida State: FSU leads 2-0
At Biscayne: FSU leads 2-0

Feb 22, 1976	Miami, FL	W, 9-4
Feb 22, 1976	Miami, FL	W, 8-5
Mar 9, 1976	Tallahassee	W, 10-7
Mar 10, 1976	Tallahassee	W, 17-6

FSU Most Runs (Gm): 17 (1976)
FSU Widest Margin: 17-6 (1976)
BC Most Runs (Gm): 7 (1976)
High-Scoring Game: 23 (FSU 17-6, 1976)
Low Scoring Game: 13 (FSU 9-4, 1976; 8-5, 1976)
Longest FSU Win Streak: 4 (1976-Present)

BOWLING GREEN: 1-0

At Florida State: FSU leads 1-0

Mar 25, 1970	Tallahassee	W, 17-8
--------------	-------------	---------

BRADLEY: 1-1

At Florida State: Series tied 1-1

Apr 10, 1950	Tallahassee	W, 3-2
Apr 11, 1950	Tallahassee	L, 1-10

BRIGHAM YOUNG: 1-0

At Florida State: FSU leads 1-0

May 30, 1994*	Tallahassee	W, 7-1
---------------	-------------	--------

BROOKLYN COLLEGE: 1-0

At Florida State: FSU leads 1-0

Mar 16, 1980	Tallahassee	W, 23-5
--------------	-------------	---------

BROWN: 8-1

At Florida State: FSU leads 8-1

Mar 31, 1971	Tallahassee	L, 0-2
Apr 1, 1971	Tallahassee	W, 5-1
Apr 1, 1971	Tallahassee	W, 3-1
Apr 2, 1971	Tallahassee	W, 12-1
Apr 3, 1971	Tallahassee	W, 4-1
Apr 3, 1971	Tallahassee	W, 6-1
Mar 3, 2006	Tallahassee	W, 12-0
Mar 4, 2006	Tallahassee	W, 21-5
Mar 5, 2006	Tallahassee	W, 15-7

FSU Most Runs (Gm): 21 (2006)
FSU Widest Margin: 21-5 (2006)
Brown Most Runs (Gm): 7 (2006)
Brown Widest Margin: 2-0 (1971)
High-Scoring Game: 26 (FSU 21-5, 2006)
Low Scoring Game: 2 (BU 2-0, 1971)
Longest FSU Win Streak: 8 (1971-Present)
Shutouts By: FSU 1, Brown 1

BUCKNELL: 1-1

At Florida State: Series tied 1-1

May 30, 2008*	Tallahassee	L, 0-7
Jun 1, 2008*	Tallahassee	W, 24-9

BUTLER: 1-0

At Florida State: FSU leads 1-0

Mar 10, 2004	Tallahassee	W, 11-2
--------------	-------------	---------

CALIFORNIA: 1-0

At Neutral: FSU leads 1-0

May 31, 1992***	Omaha, NE	W, 5-4
-----------------	-----------	--------

UCLA: 1-0

At Neutral: FSU leads 1-0

Jun 19, 2012***	Omaha, NE	W, 4-1
-----------------	-----------	--------



ALL-TIME RESULTS

UC SANTA BARBARA: 1-0

At Neutral: FSU leads 1-0

May 24, 1996*	Stanford, CA	W, 10-1
---------------	--------------	---------

CAL STATE FULLERTON: 7-10

At Florida State: FSU leads 5-4

At Cal State Fullerton: CSF leads 2-1

At Neutral: CSF leads 4-1

Mar 9, 1984	Fullerton, CA	L, 3-5
Mar 10, 1984	Fullerton, CA	L, 1-6
Mar 11, 1984	Fullerton, CA	W, 10-4
Mar 24, 1989	Tallahassee	W, 6-5 (11)
Mar 25, 1989	Tallahassee	L, 4-9
Mar 26, 1989	Tallahassee	W, 10-0
May 29, 1992***	Omaha, NE	L, 2-7
Jun 2, 1992***	Omaha, NE	L, 0-6
Feb 26, 1993	Tallahassee	W, 3-2
Feb 27, 1993	Tallahassee	L, 2-6
Feb 28, 1993	Tallahassee	L, 6-13
Jun 7, 1994***	Omaha, NE	L, 3-10
Feb 23, 1996	Anaheim, CA	L, 1-3
Feb 15, 1997	Tallahassee	L, 1-2
Feb 15, 1997	Tallahassee	W, 8-5
Feb 16, 1997	Tallahassee	W, 7-4
Jun 16, 1999***	Omaha, NE	W, 7-2

FSU Most Runs (Gm): 10 (1984, 1989)
FSU Widest Margin: 10-0 (1989)
CSF Most Runs (Gm): 13 (1993)
CSF Widest Margin: 13-6 (1993), 10-3 (1994)
High-Scoring Game: 19 (CSF 13-6, 1993)
Low Scoring Game: 3 (CSF 2-1, 1997)
Longest FSU Win Streak: 3 (1997-Present)
Longest CSF Win Streak: 5 (1993-1997)
Shutouts By: FSU 1, CSF 1

CAL STATE NORTHRIDGE: 1-0

At Neutral: FSU leads 1-0

May 26, 1996*	Stanford, CA	W, 9-2
---------------	--------------	--------

CAMPBELLVILLE COLLEGE: 1-0

At Florida State: FSU leads 1-0

Mar 18, 1981	Tallahassee	W, 19-4
--------------	-------------	---------

CAMP LEJEUNE: 3-0

At Florida State: FSU leads 3-0

Mar 13, 1959	Tallahassee	W, 14-4
Mar 14, 1959	Tallahassee	W, 11-3
Mar 15, 1959	Tallahassee	W, 10-8

CENTRAL CONNECTICUT ST: 1-0

At Neutral Site: FSU leads 1-0

June 4, 2010	Norwich, CT*	W, 11-3
--------------	--------------	---------

UCF: 30-6

At Florida State: FSU leads 23-4

At UCF: FSU leads 7-2

Mar 7, 1985	Orlando, FL	W, 6-2
Mar 8, 1985	Orlando, FL	L, 5-6
Apr 8, 1985	Tallahassee	W, 6-3
Apr 9, 1985	Tallahassee	W, 12-0
Apr 10, 1985	Tallahassee	W, 19-6
Apr 1, 1986	Tallahassee	W, 15-12
Apr 2, 1986	Tallahassee	W, 8-3
Apr 26, 1986	Orlando, FL	W, 3-1
Mar 24, 1987	Tallahassee	W, 12-4
Mar 25, 1987	Tallahassee	W, 4-3
Apr 23, 1987	Orlando, FL	L, 5-8
May 1, 1988	Tallahassee	W, 8-1
May 1, 1988	Tallahassee	W, 2-1
May 3, 1988	Orlando, FL	W, 11-3
Mar 10, 1993	Tallahassee	W, 7-5 (12)
May 23, 1997*	Tallahassee	W, 16-2
May 27, 2000*	Tallahassee	L, 8-9
May 28, 2000*	Tallahassee	W, 6-1
May 28, 2000*	Tallahassee	W, 8-1

Jun 1, 2002*	Tallahassee	W, 7-3
Jun 5, 2004*	Tallahassee	W, 3-2
Jun 6, 2004*	Tallahassee	L, 5-7
Jun 6, 2004*	Tallahassee	W, 19-3
May 6, 2011	Tallahassee	W, 8-0
May 7, 2011	Tallahassee	L, 10-14
May 8, 2011	Tallahassee	W, 6-1
Mar 6, 2012	Orlando, FL	W, 7-6
Mar 7, 2012	Orlando, FL	W, 1-0
May 3, 2013	Tallahassee	W, 4-2
May 4, 2013	Tallahassee	W, 6-1
May 5, 2013	Tallahassee	W, 5-4
Mar 11, 2014	Orlando, FL	W, 11-10
Mar 12, 2014	Orlando, FL	W, 18-1
May 13, 2014	Tallahassee	L, 3-8
Mar 10, 2015	Tallahassee	W, 11-8
Mar 11, 2015	Tallahassee	W, 15-11

FSU Most Runs (Gm): 19 (1985, 2004)
FSU Widest Margin: 18-1 (2014)
UCF Most Runs (Gm): 14 (2011)
UCF Widest Margin: 14-10 (2011)
High-Scoring Game: 27 (FSU 15-12, 1986)
Low Scoring Game: 1 (FSU 1-0, 2012)
Longest FSU Win Streak: 8 (1985-1987, 2011-2014)
Shutouts By: FSU 3

CENTRAL MICHIGAN: 2-0

At Florida State: FSU leads 1-0

At Neutral: FSU leads 1-0

May 25, 1990*	Starkville, MS	W, 4-2
May 26, 1994*	Tallahassee	W, 8-6

CHARLESTON SOUTHERN: 18-0

At Florida State: FSU leads 18-0

Mar 3, 1992	Tallahassee	W, 14-2
Mar 4, 1992	Tallahassee	W, 13-8
Feb 17, 1998	Tallahassee	W, 16-0
Feb 18, 1998	Tallahassee	W, 13-0
Feb 16, 1999	Tallahassee	W, 12-2
Feb 17, 1999	Tallahassee	W, 7-2
Feb 29, 2000	Tallahassee	W, 7-2
Mar 1, 2000	Tallahassee	W, 12-1
Feb 28, 2003	Tallahassee	W, 9-0
Mar 2, 2003	Tallahassee	W, 2-1
Mar 2, 2003	Tallahassee	W, 10-7
Jan 28, 2005	Tallahassee	W, 2-1
Jan 29, 2005	Tallahassee	W, 9-2
Jan 30, 2005	Tallahassee	W, 11-4
Feb 3, 2006	Tallahassee	W, 6-3
Feb 4, 2006	Tallahassee	W, 12-2
Feb 5, 2006	Tallahassee	W, 15-8
Apr 21, 2010	Tallahassee	W, 12-4

FSU Most Runs (Gm): 16 (1998)
FSU Widest Margin: 16-0 (1998)
CSU Most Runs (Gm): 8 (1992, 2006)
High-Scoring Game: 23 (FSU 15-8, 2006)
Low Scoring Game: 3 (FSU 2-1, 2003; 2-1, 2005)
Longest FSU Win Streak: 18 (1992-Present)
Shutouts By: FSU 3

CHICAGO STATE: 3-0

At Florida State: FSU leads 3-0

Apr 26, 1972	Tallahassee	W, 10-5
Apr 27, 1972	Tallahassee	W, 12-0
Apr 27, 1972	Tallahassee	W, 11-2

CINCINNATI: 22-2

At Florida State: FSU leads 17-1

At Cincinnati: FSU leads 5-1

Apr 13, 1953	Tallahassee	W, 14-1
Apr 16, 1956	Tallahassee	W, 8-2
Mar 19, 1978	Tallahassee	W, 11-5
Mar 20, 1978	Tallahassee	W, 10-6
May 11, 1979	Tallahassee	W, 13-3
May 13, 1982	Tallahassee	W, 10-2
May 13, 1983	Tallahassee	W, 9-2
May 12, 1984	Tallahassee	W, 11-2
May 10, 1985	Tallahassee	W, 24-0

May 9, 1986	Tallahassee	W, 10-3
May 16, 1987	Tallahassee	W, 6-3
May 12, 1989	Cincinnati, OH	L, 0-2
May 13, 1989	Cincinnati, OH	W, 18-7
May 14, 1989	Cincinnati, OH	W, 8-7
May 11, 1990	Tallahassee	W, 6-1
May 12, 1990	Tallahassee	W, 12-3
May 13, 1990	Tallahassee	W, 4-1
May 18, 1990	Tallahassee	L, 4-5
May 20, 1990	Tallahassee	W, 8-5
May 10, 1991	Cincinnati, OH	W, 15-5
May 11, 1991	Cincinnati, OH	W, 10-5
May 12, 1991	Cincinnati, OH	W, 13-9
May 15, 1991	Tallahassee	W, 9-3
May 18, 1991	Tallahassee	W, 13-12

FSU Most Runs (Gm): 24 (1985)
FSU Widest Margin: 24-0 (1985)
Cincinnati Most Runs (Gm): 12 (1991)
Cincinnati Widest Margin: 2-0 (1989)
High-Scoring Game: 25 (FSU 18-7, 1989; 13-12, 1991)
Low Scoring Game: 2 (CU 2-0, 1989)
Longest FSU Win Streak: 10 (1953-1987)
Shutouts By: FSU 1, Cincinnati 1

THE CITADEL: 9-1

At Florida State: FSU leads 9-1

Feb 24, 1998	Tallahassee	W, 9-4
Feb 25, 1998	Tallahassee	W, 15-5
Mar 16, 1999	Tallahassee	W, 10-6
Mar 17, 1999	Tallahassee	W, 8-4
May 28, 1999*	Tallahassee	W, 24-6
Mar 27, 2001	Tallahassee	W, 3-0
Mar 28, 2001	Tallahassee	L, 2-5
Mar 19, 2002	Tallahassee	W, 4-0
Mar 20, 2002	Tallahassee	W, 11-3
Mar 26, 2003	Tallahassee	W, 10-2

FSU Most Runs (Gm): 24 (1999)
FSU Widest Margin: 24-6 (1999)
The Citadel Most Runs (Gm): 6 (1999)
The Citadel Widest Margin: 5-2 (2001)
High-Scoring Game: 30 (FSU 24-6, 1999)
Low Scoring Game: 3 (FSU 3-0, 2001)
Longest FSU Win Streak: 6 (1998-2001)
Shutouts By: FSU 2

CLEVELAND STATE: 3-0

At Florida State: FSU leads 3-0

Mar 24, 1981	Tallahassee	W, 10-3
Mar 20, 1982	Tallahassee	W, 27-4
Mar 21, 1982	Tallahassee	W, 24-15

COASTAL CAROLINA: 13-1

At Florida State: FSU leads 13-1

May 23, 1991*	Tallahassee	W, 6-0
Mar 6, 1992	Tallahassee	W, 6-1
Mar 7, 1992	Tallahassee	W, 5-2
Feb 25, 1994	Tallahassee	W, 4-0
Feb 26, 1994	Tallahassee	W, 17-2
Feb 27, 1994	Tallahassee	W, 4-1
Feb 17, 1995	Tallahassee	W, 10-2
Feb 19, 1995	Tallahassee	W, 6-0
Mar 8, 1996	Tallahassee	W, 11-4
Mar 9, 1996	Tallahassee	W, 16-8
Mar 10, 1996	Tallahassee	W, 7-3
May 1, 2015	Tallahassee	W, 16-2
May 2, 2015	Tallahassee	W, 8-3
May 3, 2015	Tallahassee	L, 2-4

FSU Most Runs (Gm): 17 (1994)
FSU Widest Margin: 17-2 (1994)
CCU Most Runs (Gm): 8 (1996)
CCU Widest Margin: 2 (2015)
High-Scoring Game: 24 (FSU 16-8, 1996)
Low Scoring Game: 4 (FSU 4-0, 1994)
Longest FSU Win Streak: 13 (1991-2015)
Longest CCU Win Streak: 1 (2015)
Shutouts By: FSU 3



ALL-TIME RESULTS

COLLEGE OF CHARLESTON: 11-1

At Florida State: FSU leads 11-1

Feb 1, 1992	Tallahassee	W, 15-3
Feb 2, 1992	Tallahassee	W, 4-1
Feb 19, 1993	Tallahassee	W, 7-6
Feb 20, 1993	Tallahassee	W, 19-0
Feb 21, 1993	Tallahassee	W, 17-2
Mar 8, 1994	Tallahassee	L, 0-3
Mar 9, 1994	Tallahassee	W, 4-0
Mar 10, 1994	Tallahassee	W, 7-0
Mar 28, 1995	Tallahassee	W, 11-1
Mar 29, 1995	Tallahassee	W, 12-1
May 30, 2015*	Tallahassee	W, 3-2
Jun 1, 2015*	Tallahassee	W, 8-1

FSU Most Runs (Gm): 19 (1993)

FSU Widest Margin: 19-0 (1993)

College of Charleston Most Runs (Gm): 6 (1993)

College of Charleston Widest Margin: 3-0 (1994)

High-Scoring Game: 19 (FSU 19-0, 1993)

Low Scoring Game: 3 (CoC 3-0, 1994)

Longest FSU Win Streak: 6 (1994-Present)

Shutouts By: FSU 3, College of Charleston 1

COLUMBUS : 5-0

At Florida State: FSU leads 3-0

At Columbus: FSU leads 2-0

Apr 2, 1974	Tallahassee	W, 3-0
May 12, 1974	Columbus, GA	W, 4-2
Apr 2, 1975	Tallahassee	W, 10-2
May 11, 1975	Columbus, GA	W, 6-4
Mar 3, 1976	Tallahassee	W, 5-4

SU Most Runs (Gm): 10 (1975)

FSU Widest Margin: 10-2 (1975)

CU Most Runs (Gm): 4 (1975, 1976)

High-Scoring Game: 12 (FSU 10-2, 1975)

Low Scoring Game: 3 (FSU 3-0, 1974)

Longest FSU Win Streak: 6 (1974- Present)

Shutouts By: FSU 1

CONNECTICUT: 0-1

At Neutral: Connecticut leads 1-0

Jun 9, 1957***	Omaha, NE	L, 3-5
----------------	-----------	--------

CUMBERLAND: 2-0

At Florida State: FSU leads 2-0

Apr 11, 1973	Tallahassee	W, 3-0
Apr 12, 1973	Tallahassee	W, 9-0

DARTMOUTH: 1-0

At Neutral: FSU leads 1-0

Jun 14, 1970***	Omaha, NE	W, 6-0
-----------------	-----------	--------

DAVIDSON: 1-0

At Florida State: FSU leads 1-0

Mar 23, 1954	Tallahassee	W, 7-1
--------------	-------------	--------

DAYTON: 1-0

At Florida State: FSU leads 1-0

Mar 29, 1980	Tallahassee	W, 28-2
--------------	-------------	---------

DELAWARE: 1-1

At Florida State: Series tied 1-1

May 26, 1979*	Tallahassee	L, 6-7
May 22, 1998*	Tallahassee	W, 27-6

DUQUESNE: 3-0

At Florida State: FSU leads 3-0

Feb 23, 2008	Tallahassee	W, 14-3 (7)
Feb 23, 2008	Tallahassee	W, 15-3 (7)
Feb 24, 2008	Tallahassee	W, 15-3 (8)

EAST CAROLINA: 4-3

At Florida State: ECU leads 2-1

At Neutral: FSU leads 3-1

Apr 22, 1962	Tallahassee	L, 2-19
Apr 26, 1963	Tallahassee	W, 6-1
Jun 3, 1966\$	Gastonia, NC	W, 6-3
May 30, 1968\$	Gastonia, NC	L, 1-2
Jun 1, 1968\$	Gastonia, NC	W, 3-2
May 28, 1970\$	Gastonia, NC	W, 2-0
May 25, 1984*	Tallahassee	L, 4-7

FSU Most Runs (Gm): 6 (1963, 1966)

FSU Widest Margin: 6-1 (1963)

ECU Most Runs (Gm): 19 (1962)

ECU Widest Margin: 19-2 (1962)

High-Scoring Game: 21 (ECU 19-2, 1962)

Low Scoring Game: 2 (FSU 2-0, 1970)

Shutouts By: FSU 1

EAST TENNESSEE STATE: 2-0

At Florida State: FSU leads 2-0

Mar 8, 1978	Tallahassee	W, 14-1
Mar 9, 1978	Tallahassee	W, 7-4

EASTERN ILLINOIS: 1-0

At Florida State: FSU leads 1-0

Mar 27, 1980	Tallahassee	W, 10-9
--------------	-------------	---------

EASTERN MICHIGAN: 0-2

At Neutral: Eastern Michigan leads 2-0

Jun 7, 1975***	Omaha, NE	L, 1-2
May 28, 1982*	Austin, TX	L, 2-7

EVANSVILLE: 4-0

At Florida State: FSU leads 4-0

May 27, 2000	Tallahassee	W, 11-2
Feb 14, 2003	Tallahassee	W, 13-2
Feb 15, 2003	Tallahassee	W, 14-3
Feb 16, 2003	Tallahassee	W, 11-1

FAIRLEIGH DICKINSON: 2-0

At Florida State: FSU leads 2-0

Apr 1, 1973	Tallahassee	W, 5-0
Apr 1, 1973	Tallahassee	W, 2-1

FLAGLER: 4-1

At Florida State: FSU leads 4-1

Apr 20, 1980	Tallahassee	W, 12-1
Apr 9, 1981	Tallahassee	L, 3-4
Apr 9, 1981	Tallahassee	W, 12-4
Apr 30, 1982	Tallahassee	W, 5-2
May 1, 1982	Tallahassee	W, 13-1

FSU Most Runs (Gm): 13 (1982)

FSU Widest Margin: 13-1 (1982)

Flagler Most Runs (Gm): 4 (1981, 1982)

Flagler Widest Margin: 4-3 (1981)

High-Scoring Game: 16 (FSU 12-4, 1981)

Low Scoring Game: 7 (FC 4-3, 1981; FSU 5-2, 1982)

Longest FSU Win Streak: 3 (1981-Present)

FLORIDA: 127-107-1

At Florida State: FSU leads 72-40-1

At Florida: UF leads 58-44

At Neutral: FSU leads 11-9

Apr 9, 1956	Gainesville, FL	L, 5-7
Apr 5, 1957	Tallahassee	L, 2-13
Apr 6, 1957	Tallahassee	W, 4-1
Apr 11, 1958	Gainesville, FL	L, 7-8
Apr 12, 1958	Gainesville, FL	L, 1-8
Jun 7, 1958\$	Gastonia, NC	L, 1-2
Mar 28, 1959	Tallahassee	W, 8-7
Apr 10, 1959	Tallahassee	L, 3-6
Apr 11, 1959	Tallahassee	L, 7-9
May 9, 1960	Gainesville, FL	W, 8-4

May 10, 1960	Gainesville, FL	W, 13-11
Apr 3, 1961	Tallahassee	L, 2-3
Apr 4, 1961	Tallahassee	W, 8-5
May 18, 1962	Tallahassee	L, 5-9
May 19, 1962	Tallahassee	W, 6-2
May 31, 1962\$	Gastonia, NC	L, 0-1
Jun 2, 1962\$	Gastonia, NC	W, 3-1 (5)
May 3, 1963	Gainesville, FL	L, 1-3
May 4, 1963	Gainesville, FL	L, 3-6
May 24, 1963	Tallahassee	W, 6-2
May 25, 1963	Tallahassee	W, 5-1
May 26, 1963	Tallahassee	L, 1-3
May 22, 1964	Tallahassee	L, 2-6
May 23, 1964	Tallahassee	W, 4-3
May 24, 1964	Tallahassee	L, 1-2
May 30, 1964	Gainesville, FL	L, 1-2
May 30, 1964	Gainesville, FL	W, 5-4
May 21, 1965	Gainesville, FL	L, 6-8
May 22, 1965	Gainesville, FL	W, 3-2
Jun 2, 1965	Tallahassee	W, 5-4
Jun 3, 1965	Tallahassee	L, 10-11
May 6, 1966	Gainesville, FL	W, 16-4
May 7, 1966	Gainesville, FL	L, 0-1
May 20, 1966	Tallahassee	W, 16-4
May 21, 1966	Tallahassee	W, 4-0
May 19, 1967	Tallahassee	W, 7-5
May 20, 1967	Tallahassee	L, 2-5
May 26, 1967	Gainesville, FL	W, 6-3
May 27, 1967	Gainesville, FL	L, 1-2
May 27, 1967	Gainesville, FL	L, 1-3
May 7, 1968	Gainesville, FL	L, 2-3
May 8, 1968	Gainesville, FL	L, 2-3
May 24, 1968	Tallahassee	W, 1-0
May 25, 1968	Tallahassee	W, 5-0
May 25, 1968	Tallahassee	W, 5-0
Apr 28, 1969	Tallahassee	W, 3-1
Apr 29, 1969	Tallahassee	W, 9-4
May 23, 1969	Gainesville, FL	L, 0-8
May 24, 1969	Gainesville, FL	L, 1-3
May 24, 1969	Gainesville, FL	W, 3-1
May 12, 1970	Gainesville, FL	L, 1-3
May 13, 1970	Gainesville, FL	L, 4-5
May 22, 1970	Tallahassee	L, 3-4
May 23, 1970	Tallahassee	W, 1-0
May 23, 1970	Tallahassee	W, 9-4
May 21, 1971	Gainesville, FL	W, 7-2
May 22, 1971	Gainesville, FL	W, 2-0
May 22, 1971	Gainesville, FL	L, 3-4
May 28, 1971	Tallahassee	L, 1-4
May 29, 1971	Tallahassee	W, 7-0
May 19, 1972	Gainesville, FL	L, 1-3
May 20, 1972	Gainesville, FL	L, 1-3
May 26, 1972	Tallahassee	W, 8-1
May 27, 1972	Tallahassee	W, 4-2
May 27, 1972	Tallahassee	W, 9-4
May 19, 1973	Tallahassee	W, 3-0
May 20, 1973	Tallahassee	W, 9-5
May 25, 1973	Gainesville, FL	W, 8-7
May 26, 1973	Gainesville, FL	L, 0-4
May 26, 1973	Gainesville, FL	W, 8-0
May 17, 1974	Tallahassee	T, 0-0
May 18, 1974	Tallahassee	L, 2-6
May 18, 1974	Tallahassee	W, 4-3
May 19, 1974	Tallahassee	L, 4-5
May 20, 1974	Tallahassee	W, 4-3
Mar 1, 1975	Tallahassee	W, 14-0
Mar 2, 1975	Tallahassee	W, 6-4
Apr 29, 1975	Gainesville, FL	W, 9-5
Apr 29, 1975	Gainesville, FL	L, 5-8
Apr 30, 1975	Gainesville, FL	W, 8-7
Apr 12, 1976	Tallahassee	W, 8-2
Apr 13, 1976	Tallahassee	W, 3-1
Apr 20, 1976	Gainesville, FL	W, 8-5
Apr 21, 1976	Gainesville, FL	W, 11-3
Mar 7, 1977	Tallahassee	L, 3-8
Mar 7, 1977	Tallahassee	L, 1-2
Apr 16, 1977	Gainesville, FL	L, 3-7
Apr 17, 1977	Gainesville, FL	W, 8-7
Apr 26, 1978	Tallahassee	W, 5-1
Apr 27, 1978	Tallahassee	W, 9-8
May 2, 1978	Gainesville, FL	W, 7-1
May 2, 1978	Gainesville, FL	L, 4-5
Mar 8, 1979	Gainesville, FL	W, 4-3
Mar 9, 1979	Gainesville, FL	L, 3-16



ALL-TIME RESULTS

Apr 8, 1979	Tallahassee	W, 12-7
May 4, 1979	Tallahassee	W, 20-7
May 25, 1979*	Tallahassee	L, 5-9
Mar 8, 1980	Tallahassee	L, 6-21
Apr 15, 1980	Gainesville, FL	W, 2-1
Apr 16, 1980	Gainesville, FL	W, 15-2
Mar 13, 1981	Gainesville, FL	W, 3-1
Mar 14, 1981	Gainesville, FL	L, 5-17
Apr 1, 1981	Tallahassee	W, 14-10
Apr 2, 1981	Tallahassee	L, 9-12
May 21, 1981*	Miami	W, 5-1
May 23, 1981*	Miami	L, 4-5
Mar 11, 1982	Tallahassee	W, 17-6
Mar 12, 1982	Tallahassee	W, 8-1
Mar 13, 1982	Gainesville, FL	L, 6-9
Mar 14, 1982	Gainesville, FL	W, 7-6
Mar 5, 1983	Gainesville, FL	L, 2-6
Mar 6, 1983	Gainesville, FL	L, 14-16
Apr 8, 1983	Tallahassee	L, 5-7
Apr 9, 1983	Tallahassee	W, 9-3
Feb 5, 1984	Tallahassee	L, 3-8
Apr 4, 1984	Tallahassee	L, 3-11
Apr 5, 1984	Tallahassee	W, 11-9
Apr 17, 1984	Gainesville, FL	L, 7-8
Apr 18, 1984	Gainesville, FL	W, 7-4
Mar 15, 1985	Gainesville, FL	L, 2-3
Mar 16, 1985	Gainesville, FL	L, 1-6
Mar 28, 1985	Tallahassee	W, 12-10
Apr 2, 1985	Tallahassee	L, 3-6
Feb 25, 1986	Gainesville, FL	W, 10-6
Feb 26, 1986	Gainesville, FL	W, 10-7
Apr 15, 1986	Tallahassee	W, 7-6
Apr 16, 1986	Tallahassee	W, 8-0
Apr 14, 1987	Tallahassee	W, 12-6
Apr 15, 1987	Tallahassee	W, 14-11
May 5, 1987	Gainesville, FL	L, 5-10
May 6, 1987	Gainesville, FL	L, 5-7
Apr 13, 1988	Tallahassee	W, 7-2
Apr 20, 1988	Gainesville, FL	L, 5-8
May 28, 1988*	Tallahassee	L, 3-9
Feb 18, 1989	Gainesville, FL	L, 1-5
Feb 19, 1989	Gainesville, FL	L, 5-6
Apr 11, 1989	Tallahassee	L, 0-5
Apr 12, 1989	Tallahassee	W, 7-5
Mar 8, 1990	Gainesville, FL	W, 5-1
Mar 9, 1990	Gainesville, FL	W, 3-2
Mar 10, 1990	Tallahassee	W, 5-3
Mar 11, 1990	Tallahassee	W, 7-6
Mar 9, 1991	Tallahassee	W, 8-3
Mar 10, 1991	Tallahassee	W, 5-3
Apr 16, 1991	Gainesville, FL	W, 4-2
Apr 17, 1991	Gainesville, FL	L, 3-4
Jun 2, 1991***	Omaha, NE	L, 0-5
Feb 19, 1992	Gainesville, FL	L, 1-2
Apr 8, 1992	Tallahassee	W, 4-0
Apr 15, 1992	Tallahassee	L, 1-3
May 5, 1992	Gainesville, FL	W, 4-1
Mar 4, 1993	Tallahassee	W, 2-0
Mar 5, 1993	Tallahassee	W, 9-3
Mar 6, 1993	Gainesville, FL	W, 4-2
Mar 7, 1993	Gainesville, FL	W, 8-4
Mar 3, 1994	Gainesville, FL	L, 0-4
Mar 4, 1994	Gainesville, FL	W, 10-5
Mar 5, 1994	Tallahassee	W, 7-2
Mar 6, 1994	Tallahassee	L, 5-12
Mar 9, 1995	Tallahassee	W, 6-3
Mar 10, 1995	Tallahassee	W, 2-1
Mar 11, 1995	Gainesville, FL	W, 7-0
Mar 12, 1995	Gainesville, FL	L, 3-9
Feb 29, 1996	Gainesville, FL	W, 11-2
Mar 2, 1996	Tallahassee	L, 4-6
Mar 3, 1996	Tallahassee	L, 10-11
Jun 1, 1996***	Omaha, NE	L, 2-5
Jun 4, 1996***	Omaha, NE	L, 3-6
Feb 27, 1997	Tallahassee	L, 2-3 (11)
Feb 28, 1997	Tallahassee	W, 10-8
Mar 1, 1997	Gainesville, FL	L, 6-13
Mar 2, 1997	Gainesville, FL	W, 9-5
Feb 21, 1998	Gainesville, FL	L, 1-3
Feb 28, 1998	Tallahassee	W, 9-7
Mar 1, 1998	Tallahassee	L, 5-10 (10)
Feb 20, 1999	Tallahassee	L, 5-6
Feb 21, 1999	Tallahassee	W, 12-3
Feb 27, 1999	Gainesville, FL	L, 2-4

Feb 28, 1999	Gainesville, FL	W, 8-4
Feb 19, 2000	Gainesville, FL	W, 15-6
Feb 20, 2000	Gainesville, FL	W, 17-8
Feb 26, 2000	Tallahassee	W, 6-2
Feb 27, 2000	Tallahassee	W, 8-7
Feb 17, 2001	Tallahassee	W, 19-6
Feb 18, 2001	Tallahassee	L, 5-6
Feb 24, 2001	Gainesville, FL	L, 2-3 (10)
Feb 25, 2001	Gainesville, FL	W, 13-11
Mar 1, 2002	Gainesville, FL	W, 5-4
Mar 3, 2002	Tallahassee	W, 9-4
Mar 7, 2003	Tallahassee	W, 5-4
Mar 8, 2003	Tallahassee	W, 9-7
Mar 9, 2003	Gainesville, FL	L, 8-9
Mar 31, 2004	Gainesville, FL	L, 6-7 (11)
Apr 21, 2004	Tallahassee, FL	W, 16-4
May 12, 2004	Gainesville, FL	L, 2-3
Mar 30, 2005	Tallahassee	L, 2-9
Apr 19, 2005	Tallahassee	W, 4-2
May 3, 2005	Gainesville, FL	W, 9-4
Jun 10, 2005**	Gainesville, FL	L, 1-8
Jun 11, 2005**	Gainesville, FL	L, 5-8
Feb 28, 2006	Gainesville, FL	W, 6-4
Apr 19, 2006	Tallahassee	L, 3-8
Feb 20, 2007	Gainesville, FL	W, 14-6
Apr 3, 2007	Jacksonville, FL	L, 7-16
Apr 18, 2007	Tallahassee	L, 4-5
Mar 18, 2008	Gainesville, FL	L, 1-6
Apr 1, 2008	Jacksonville, FL	W, 10-2
Apr 15, 2008	Tallahassee	W, 4-2
May 31, 2008*	Tallahassee	W, 17-11
Mar 17, 2009	Gainesville, FL	L, 4-5
Mar 31, 2009	Jacksonville, FL	W, 3-2 (5)
Apr 14, 2009	Tallahassee	L, 2-10
Mar 2, 2010	Tampa, FL	W, 10-5
Mar 16, 2010	Gainesville, FL	L, 5-8
Mar 30, 2010	Jacksonville, FL	W, 7-2
Apr 13, 2010	Tallahassee, FL	W, 3-2
June 21, 2010***	Omaha, NE	W, 8-5
Mar 1, 2011	Tampa, FL	W, 5-3
Mar 15, 2011	Gainesville, FL	L, 4-5 (10)
Mar 29, 2011	Jacksonville, FL	W, 5-2
Apr 12, 2011	Tallahassee	W, 3-1
Mar 13, 2012	Gainesville, FL	L, 2-9
Mar 27, 2012	Jacksonville, FL	L, 1-4
Apr 10, 2012	Tallahassee	L, 3-6
Mar 12, 2013	Gainesville, FL	W, 4-1
Mar 26, 2013	Jacksonville, FL	W, 2-1
Apr 9, 2013	Tallahassee	L, 3-4
Mar 18, 2014	Gainesville, FL	L, 1-3
Mar 25, 2014	Jacksonville, FL	L, 1-4
Apr 8, 2014	Tallahassee	L, 0-8
Mar 17, 2015	Gainesville, FL	L, 8-14
Mar 31, 2015	Jacksonville, FL	W, 8-3
Apr 14, 2015	Tallahassee	W, 4-3 (12)
Jun 5, 2015**	Gainesville, FL	L, 5-13
Jun 6, 2015**	Gainesville, FL	L, 4-11

FSU Most Runs (Gm): 20 (1979)
FSU Widest Margin: 14-0 (1975)
UF Most Runs (Gm): 21 (1980)
UF Widest Margin: 21-6 (1980)
High-Scoring Game: 30 (UF 16-14, 1983)
Low Scoring Game: 1 (Four times)
Longest FSU Win Streak: 8 (1989-1991)
Longest UF Win Streak: 5 (1988-89; 1996-97, 2013-15)
Shutouts By: FSU 12, UF 8

FLORIDA A&M: 13-0
At Florida State: FSU leads 10-0
At Florida A&M: FSU leads 3-0

Mar 25, 1971	Tallahassee	W, 2-1
Mar 26, 1971	Tallahassee	W, 21-0
Mar 28, 1971	Tallahassee	W, 7-1
Apr 13, 1972	Tallahassee	W, 9-2
Apr 19, 1972	Tallahassee	W, 9-2
May 2, 1972	at FAMU	W, 12-4
May 3, 1972	at FAMU	W, 13-7
Apr 23, 1973	at FAMU	W, 14-6
May 7, 1973	Tallahassee	W, 8-1
Apr 5, 1979	Tallahassee	W, 13-1
Apr 24, 1979	Tallahassee	W, 20-1
May 2, 1979	Tallahassee	W, 9-1

May 3, 2002	Tallahassee	W, 17-7
-------------	-------------	---------

FSU Most Runs (Gm): 21 (1971)
FSU Widest Margin: 21-0 (1971)
FAMU Most Runs (Gm): 7 (2002, 1972)
High-Scoring Game: 24 (FSU 17-7, 2002)
Low Scoring Game: 3 (FSU 2-1, 1971)
Longest FSU Win Streak: 13 (1971-Present)
Shutouts By: FSU 1

FLORIDA ATLANTIC: 8-1
At Florida State: FSU leads 8-1

Feb 3, 1995	Tallahassee	W, 21-4
Feb 4, 1995	Tallahassee	W, 11-7
Feb 5, 1995	Tallahassee	W, 8-4
Apr 30, 1996	Tallahassee	W, 9-8
May 1, 1996	Tallahassee	W, 13-5
Mar 18, 1997	Tallahassee	W, 11-3
Mar 19, 1997	Tallahassee	L, 5-13
Mar 24, 1998	Tallahassee	W, 15-3
Mar 25, 1998	Tallahassee	W, 7-5

FSU Most Runs (Gm): 21 (1995)
FSU Widest Margin: 21-4 (1995)
FAU Most Runs (Gm): 13 (1997)
FAU Widest Margin: 13-5 (1997)
High-Scoring Game: 25 (FSU 21-4, 1995)
Low Scoring Game: 12 (FSU 8-4, 1995; 7-5, 1998)
Longest FSU Win Streak: 6 (1995-97)

FLORIDA GULF COAST: 7-2
At Florida State: FSU leads 7-2

Mar 24, 2009	Tallahassee	W, 11-3
Mar 25, 2009	Tallahassee	W, 11-9
Apr 19, 2011	Tallahassee	W, 13-2
Apr 20, 2011	Tallahassee	W, 6-4
Apr 4, 2012	Tallahassee	L, 1-5
Apr 2, 2013	Tallahassee	W, 12-9
Apr 1, 2014	Tallahassee	W, 8-3
Apr 7, 2015	Tallahassee	W, 5-0
Apr 8, 2015	Tallahassee	L, 0-5

FSU Most Runs (Gm): 13 (2011)
FSU Widest Margin: 13-2 (2011)
FGCU Most Runs (Gm): 9 (2009, 2013)
FGCU Widest Margin: 5-0 (2015)
High-Scoring Game: 21 (FSU 12-9, 2013)
Low Scoring Game: 5 (FSU 5-0, 2015; FGCU 5-0, 2015)
Longest FSU Win Streak: 4 (2009-11)
Longest FGCU Win Streak: 1 (2012, 2015)
Shutouts By: FSU 1, FGCU 1

FLORIDA INTERNATIONAL: 16-6
At Florida State: FSU leads 13-4
At FIU: FSU leads 3-2

Feb 16, 1973	Miami, FL	W, 7-4
Mar 18, 1974	Miami, FL	W, 5-2
Apr 15, 1974	Tallahassee	W, 2-0
Apr 15, 1974	Tallahassee	L, 4-5
Mar 15, 1975	Tallahassee	W, 7-5
Mar 22, 1975	Tallahassee	W, 12-4
Apr 21, 1984	Tallahassee	W, 10-3
Apr 22, 1984	Tallahassee	W, 12-3
Mar 8, 1986	Tallahassee	W, 9-3
Mar 9, 1986	Tallahassee	W, 12-10
Apr 29, 1986	Miami, FL	W, 12-0
Mar 26, 1988	Tallahassee	L, 7-8
Mar 27, 1988	Tallahassee	W, 5-2
May 4, 1988	Miami, FL	L, 1-2
Feb 20, 1990	Tallahassee	W, 5-0
Feb 21, 1990	Tallahassee	L, 3-4
May 2, 1990	Miami, FL	L, 3-4
May 24, 1991*	Tallahassee	W, 6-3
May 6, 2009	Tallahassee	W, 15-5
Feb 24, 2012	Tallahassee	L, 5-8
Feb 25, 2012	Tallahassee	W, 3-1
Feb 26, 2012	Tallahassee	W, 2-1

FSU Most Runs (Gm): 12 (1975, 1984, 1986)
FSU Widest Margin: 12-0 (1986)
FIU Most Runs (Gm): 10 (1986)



ALL-TIME RESULTS

FIU Widest Margin: 8-5 (2012)
High-Scoring Game: 22 (FSU 12-10, 1986)
Low Scoring Game: 2 (FSU 2-0, 1974)
Longest FSU Win Streak: 7 (1975-86)
Shutouts By: FSU 3

FLORIDA SOUTHERN: 30-13-1

At Florida State: FSU leads 20-9
At Florida Southern: FSU leads 10-4-1

Apr 15, 1949	Tallahassee	L, 3-5
Apr 16, 1949	Tallahassee	L, 8-10
May 20, 1949	Lakeland, FL	L, 1-3
May 21, 1949	Lakeland, FL	L, 1-3
Apr 7, 1950	Tallahassee	L, 2-4
Apr 8, 1950	Tallahassee	W, 10-6
Mar 26, 1951	Lakeland, FL	W, 15-6
Mar 27, 1951	Lakeland, FL	W, 13-3
May 3, 1951	Tallahassee	W, 6-5
Apr 25, 1952	Tallahassee	W, 9-3
Apr 26, 1952	Tallahassee	W, 5-0
Apr 29, 1952	Tallahassee	W, 22-11
May 8, 1953	Lakeland, FL	L, 2-7
May 9, 1953	Lakeland, FL	W, 15-4
May 7, 1954	Tallahassee	W, 10-1
May 8, 1954	Tallahassee	W, 16-1
Mar 11, 1955	Lakeland, FL	W, 4-1
Mar 12, 1955	Lakeland, FL	W, 15-0
Mar 23, 1956	Tallahassee	W, 9-2
Mar 24, 1956	Tallahassee	W, 8-5
Apr 26, 1957	Lakeland, FL	W, 4-0
Apr 27, 1957	Lakeland, FL	W, 10-2
Apr 28, 1958	Tallahassee	W, 5-0
Apr 29, 1958	Tallahassee	W, 11-1
Apr 17, 1959	Tallahassee	L, 1-2
Apr 20, 1960	Tallahassee	L, 4-11
Apr 21, 1960	Tallahassee	L, 3-5
Apr 14, 1961	Lakeland, FL	W, 5-4
Apr 15, 1961	Lakeland, FL	W, 13-2
May 11, 1962	Tallahassee	W, 9-7
May 12, 1962	Tallahassee	W, 12-11
Mar 29, 1963	Tallahassee	W, 9-0
Mar 30, 1963	Tallahassee	W, 6-0
Mar 16, 1964	Tallahassee	W, 5-2
Mar 17, 1964	Tallahassee	L, 4-8
Mar 15, 1965	Tallahassee	W, 4-3
Mar 6, 1969	Lakeland, FL	T, 5-5
Mar 20, 1970	Lakeland, FL	W, 1-0
Apr 23, 1970	Tallahassee	W, 7-6
Mar 18, 1972	Lakeland, FL	W, 11-4
Mar 31, 1972	Tallahassee	L, 2-4
Mar 26, 1973	Lakeland, FL	L, 2-3
Mar 19, 1974	Lakeland, FL	W, 9-7
Apr 22, 1974	Tallahassee	L, 2-4

FSU Most Runs (Gm): 22 (1952)
FSU Widest Margin: 16-1 (1954), 15-0 (1955)
Fla. Southern Most Runs (Gm): 11 (1952, 1960, 1962)
Fla. Southern Widest Margin: 11-4 (1960)
High-Scoring Game: 33 (FSU 22-11, 1952)
Low Scoring Game: 3 (Fla. Southern 2-1, 1959)
Longest FSU Win Streak: 11 (1953-58)
Longest Fla. Southern Win Streak: 3 (1959-60)
Shutouts By: FSU 7

FRESNO STATE: 0-1

At Neutral: Fresno State leads 1-0

May 31, 1991***	Omaha, NE	L, 3-6
-----------------	-----------	--------

FURMAN: 14-1

At Florida State: FSU leads 12-1
At Neutral: FSU leads 2-0

Mar 18, 1955	Tallahassee	W, 17-3
Mar 19, 1955	Tallahassee	W, 6-3
Mar 16, 1956	Tallahassee	W, 6-1
Mar 17, 1956	Tallahassee	W, 20-0
Apr 2, 1962	Tallahassee	L, 2-7
Apr 3, 1962	Tallahassee	W, 21-9
Apr 5, 1963	Tallahassee	W, 13-3
Apr 6, 1963	Tallahassee	W, 9-2
May 29, 1965\$	Gastonia, NC	W, 2-1
May 29, 1965\$	Gastonia, NC	W, 7-5

Apr 13, 1966	Tallahassee	W, 15-2
Apr 7, 1969	Tallahassee	W, 8-2
Apr 8, 1969	Tallahassee	W, 7-2
Apr 23, 1994	Tallahassee	W, 8-0
Apr 24, 1994	Tallahassee	W, 15-0

FSU Most Runs (Gm): 21 (1962)
FSU Widest Margin: 20-0 (1956)
Furman Most Runs (Gm): 9 (1962)
Furman Widest Margin: 7-2 (1962)
High-Scoring Game: 30 (FSU 21-9, 1992)
Low Scoring Game: 3 (FSU 2-1, 1965)
Longest FSU Win Streak: 10 (1962-Present)
Shutouts By: FSU 3

GEORGE MASON: 1-0

At Home: FSU leads 1-0

May 23, 1985*	Tallahassee	W, 11-0
---------------	-------------	---------

GEORGE WASHINGTON: 2-0

At Neutral: FSU leads 2-0

Jun 5, 1958\$	Gastonia, NC	W, 3-1
Jun 4, 1959\$	Gastonia, NC	W, 3-2

GEORGIA: 39-27

At Florida State: FSU leads 22-12
At Georgia: FSU leads 17-15

Mar 21, 1951	Tallahassee	W, 9-4
Apr 27, 1951	Tallahassee	W, 8-6
Apr 28, 1951	Tallahassee	L, 0-2
Mar 21, 1952	Tallahassee	L, 3-8
Mar 22, 1952	Tallahassee	W, 8-3
Mar 23, 1953	Tallahassee	L, 0-3
Apr 28, 1953	Athens, GA	L, 6-12
Mar 18, 1954	Tallahassee	W, 8-7
Apr 5, 1954	Athens, GA	L, 7-8
Mar 21, 1955	Tallahassee	W, 9-2
Mar 22, 1955	Tallahassee	L, 6-7
May 2, 1955	Athens, GA	W, 14-5
May 3, 1955	Athens, GA	L, 3-17
Apr 23, 1956	Tallahassee	L, 0-2
May 7, 1956	Tallahassee	W, 9-8
May 8, 1956	Tallahassee	W, 6-2
Mar 18, 1959	Tallahassee	L, 1-4
Mar 19, 1959	Tallahassee	W, 16-4
May 11, 1959	Athens, GA	W, 8-2
May 12, 1959	Athens, GA	W, 4-2
Mar 18, 1960	Tallahassee	W, 10-1
Mar 31, 1960	Athens, GA	W, 9-2
Apr 1, 1960	Athens, GA	L, 8-11
Mar 15, 1961	Tallahassee	W, 9-8
Mar 16, 1961	Tallahassee	W, 11-3
Apr 21, 1961	Athens, GA	W, 5-3
Apr 22, 1961	Athens, GA	L, 9-10
Mar 14, 1962	Tallahassee	W, 13-3
Mar 15, 1962	Tallahassee	W, 6-3
May 17, 1963	Athens, GA	W, 9-5
May 18, 1963	Athens, GA	W, 4-3
Apr 22, 1964	Athens, GA	L, 5-6
Apr 23, 1964	Athens, GA	W, 18-11
Mar 20, 1967	Tallahassee	L, 1-2
Mar 19, 1968	Tallahassee	W, 2-0
Mar 20, 1968	Tallahassee	L, 2-3
Apr 21, 1969	Athens, GA	W, 5-0
Apr 22, 1969	Athens, GA	W, 12-3
Apr 19, 1971	Athens, GA	W, 6-0
Apr 20, 1971	Athens, GA	L, 2-4
Mar 25, 1981	Athens, GA	W, 8-3
Mar 26, 1981	Athens, GA	L, 2-4
Feb 20, 1982	Tallahassee	L, 5-21
Feb 21, 1982	Tallahassee	W, 6-5
Apr 4, 1987	Tallahassee	L, 5-6
Apr 5, 1987	Tallahassee	L, 3-4
Jun 2, 2001**	Athens, GA	L, 7-8
Jun 3, 2001**	Athens, GA	W, 11-6
Jun 4, 2001**	Athens, GA	L, 3-8
Jun 3, 2006*	Athens, GA	W, 6-4
Jun 4, 2006*	Athens, GA	L, 1-7
Jun 5, 2006*	Athens, GA	L, 2-3
Mar 11, 2008	Tallahassee	L, 10-13
Mar 12, 2008	Tallahassee	W, 8-3

May 30, 2009*	Tallahassee	W, 8-2
Mar 5, 2010	Tallahassee	W, 12-1
Mar 6, 2010	Tallahassee	W, 9-2
Mar 7, 2010	Tallahassee	W, 17-5
Mar 4, 2011	Athens, GA	W, 6-5
Mar 5, 2011	Athens, GA	L, 1-2
Mar 6, 2011	Athens, GA	W, 7-5
Feb 21, 2014	Tallahassee	W, 8-3
Feb 22, 2014	Tallahassee	W, 10-4
Feb 20, 2015	Athens, GA	W, 7-5
Feb 21, 2015	Athens, GA	L, 1-4
Feb 21, 2015	Athens, GA	L, 5-10

FSU Most Runs (Gm): 18 (1964)
FSU Widest Margin: 16-4 (1959) & 17-5 (2010)
UGA Most Runs (Gm): 21 (1982)
UGA Widest Margin: 21-5 (1982)
High-Scoring Game: 29 (FSU 18-11, 1964)
Low Scoring Game: 2 (UGA 2-0, 1951; UGA 2-0, 1956)
Longest FSU Win Streak: 6 (2008-11)
Longest UGA Win Streak: 3 (1987-01; 2006-08)
Shutouts By: FSU 3, UGA 3

GEORGIA-SAVANNAH: 0-1

At Savannah: Georgia Savannah leads 1-0

Apr 24, 1948	Savannah, GA	L, 4-9
--------------	--------------	--------

GEORGIA SOUTHERN: 76-30

At Florida State: FSU leads 46-19
At Georgia Southern: FSU leads 30-11

Apr 25, 1960	Tallahassee	W, 12-5
Apr 26, 1960	Tallahassee	L, 9-10
Apr 8, 1961	Statesboro, GA	W, 6-4
Apr 8, 1961	Statesboro, GA	W, 9-1
May 8, 1961	Tallahassee	W, 17-8
Apr 25, 1962	Tallahassee	W, 5-1
May 14, 1962	Tallahassee	L, 2-4
May 15, 1962	Tallahassee	W, 8-2
Apr 10, 1963	Tallahassee	W, 10-8
Apr 10, 1963	Tallahassee	L, 0-9
May 13, 1963	Tallahassee	W, 10-6
May 14, 1963	Tallahassee	W, 7-0
Apr 24, 1964	Statesboro, GA	L, 6-8
Apr 25, 1964	Statesboro, GA	W, 6-1
May 11, 1964	Tallahassee	W, 9-7
May 12, 1964	Tallahassee	L, 6-9
Apr 9, 1965	Statesboro, GA	W, 4-2
Apr 10, 1965	Statesboro, GA	W, 6-3
May 10, 1965	Tallahassee	W, 10-4
May 11, 1965	Tallahassee	W, 6-2
Apr 29, 1966	Tallahassee	W, 9-4
Apr 30, 1966	Tallahassee	W, 9-1
May 9, 1966	Tallahassee	W, 10-0
May 10, 1966	Tallahassee	W, 10-9
Apr 28, 1967	Statesboro, GA	W, 7-1
Apr 29, 1967	Statesboro, GA	W, 5-2
May 5, 1967	Tallahassee	W, 2-0
May 6, 1967	Tallahassee	W, 7-0
May 3, 1968	Statesboro, GA	W, 12-6
May 4, 1968	Statesboro, GA	W, 4-1
May 10, 1968	Tallahassee	W, 10-2
May 11, 1968	Tallahassee	W, 9-4
Apr 30, 1969	Tallahassee	L, 2-3
May 1, 1969	Tallahassee	W, 9-5
May 9, 1969	Tallahassee	W, 8-1
May 10, 1969	Tallahassee	L, 3-4
May 1, 1970	Tallahassee	W, 12-5
May 2, 1970	Tallahassee	W, 8-4
May 15, 1970	Statesboro, GA	W, 8-3
May 16, 1970	Statesboro, GA	L, 1-2
May 1, 1971	Tallahassee	L, 1-2
May 2, 1971	Tallahassee	W, 6-1
May 14, 1971	Statesboro, GA	W, 1-0
Apr 9, 1972	Statesboro, GA	W, 7-3
Apr 10, 1972	Statesboro, GA	L, 6-7
May 6, 1972	Tallahassee	L, 3-4
May 6, 1972	Tallahassee	W, 5-2
May 7, 1972	Tallahassee	W, 12-10
Apr 21, 1973	Statesboro, GA	L, 0-7
Apr 21, 1973	Statesboro, GA	W, 13-8
Apr 22, 1973	Statesboro, GA	L, 3-7
May 5, 1973	Tallahassee	L, 4-5



ALL-TIME RESULTS

May 6, 1973	Tallahassee	W, 4-1
Apr 20, 1974	Statesboro, GA	L, 3-13
Apr 21, 1974	Statesboro, GA	W, 4-2
May 4, 1974	Tallahassee	W, 7-6
May 5, 1974	Tallahassee	W, 4-1
May 5, 1974	Tallahassee	W, 3-2
May 2, 1975	Tallahassee	W, 8-2
May 3, 1975	Tallahassee	W, 6-0
May 4, 1975	Statesboro, GA	W, 10-5
May 4, 1975	Statesboro, GA	W, 6-3
May 5, 1975	Statesboro, GA	L, 7-8
Apr 3, 1976	Statesboro, GA	W, 10-3
Apr 4, 1976	Statesboro, GA	L, 4-6
May 8, 1976	Tallahassee	L, 5-11
May 9, 1976	Tallahassee	W, 5-2
May 9, 1976	Tallahassee	L, 3-4
Mar 26, 1977	Tallahassee	L, 2-3
Mar 26, 1977	Tallahassee	W, 6-0
Mar 27, 1977	Tallahassee	W, 6-3
Mar 7, 1977	Tallahassee	W, 4-3
Mar 8, 1977	Tallahassee	W, 10-9
Apr 15, 1978	Statesboro, GA	W, 1-0
Apr 16, 1978	Statesboro, GA	L, 3-4
May 6, 1978	Tallahassee	W, 9-3
May 7, 1978	Tallahassee	L, 2-4
May 7, 1978	Tallahassee	L, 4-7
Apr 14, 1979	Statesboro, GA	W, 6-4
Apr 15, 1979	Statesboro, GA	L, 4-7
Apr 15, 1979	Statesboro, GA	W, 5-4
May 5, 1979	Tallahassee	L, 3-8
May 6, 1979	Tallahassee	L, 1-8
Feb 21, 1981	Tallahassee	L, 2-3
Feb 21, 1981	Tallahassee	L, 2-5
Feb 22, 1981	Tallahassee	W, 14-6
May 8, 1981	Statesboro, GA	W, 2-1
May 9, 1981	Statesboro, GA	W, 6-1
Mar 1, 1982	Tallahassee	W, 5-2
Mar 2, 1982	Tallahassee	W, 9-5
May 4, 1982	Statesboro, GA	W, 5-4
May 5, 1982	Statesboro, GA	W, 8-4
May 5, 1982	Statesboro, GA	W, 19-9
Apr 10, 1983	Statesboro, GA	W, 12-3
Apr 11, 1983	Statesboro, GA	W, 9-6
Apr 19, 1983	Tallahassee	W, 16-4
Apr 20, 1983	Tallahassee	W, 8-1
Mar 24, 1984	Tallahassee	W, 5-4
Mar 25, 1984	Tallahassee	W, 21-3
Apr 7, 1984	Statesboro, GA	W, 4-2
Apr 8, 1984	Statesboro, GA	L, 3-6
Feb 26, 1985	Tallahassee	W, 5-4
Feb 27, 1985	Tallahassee	W, 12-6
Apr 16, 1985	Statesboro, GA	W, 8-7
Apr 17, 1985	Statesboro, GA	W, 6-4
May 30, 2014*	Tallahassee	L, 0-7

FSU Most Runs (Gm): 21 (1984)
FSU Widest Margin: 21-3 (1984)
GSU Most Runs (Gm): 13 (1974)
GSU Widest Margin: 13-3 (1974)
High-Scoring Game: 28 (FSU 19-9, 1984)
Low Scoring Game: 1 (FSU 1-0, 1971)
Longest FSU Win Streak: 16 (1965-68)
Longest GSU Win Streak: 4 (1979-81)
Shutouts By: FSU 8, GSU 3

GEORGIA SW: 3-1

At Florida State: FSU leads 2-0
At Georgia SW: Series tied 1-1

Mar 4, 1976	Tallahassee	W, 20-1
Mar 4, 1976	Tallahassee	W, 12-0
Mar 6, 1976	Americus, GA	L, 7-9
Mar 6, 1976	Americus, GA	W, 10-4

FSU Most Runs (Gm): 20 (1976)
FSU Widest Margin: 20-1 (1976)
GSW Most Runs (Gm): 9 (1976)
GSW Widest Margin: 9-7 (1976)
High-Scoring Game: 21 (FSU 20-1, 1976)
Low Scoring Game: 14 (FSU 10-4, 1976)
Shutouts By: FSU 1

GEORGIA STATE: 28-2

At Florida State: FSU leads 20-0
At Georgia State: FSU leads 8-2

Feb 26, 1981	Tallahassee	W, 19-3
Feb 26, 1981	Tallahassee	W, 8-7
Feb 27, 1981	Tallahassee	W, 19-2
Mar 27, 1981	Atlanta, GA	W, 15-5
Mar 28, 1981	Atlanta, GA	W, 16-8
Mar 29, 1981	Atlanta, GA	L, 1-3
Feb 13, 1982	Tallahassee	W, 23-0
Feb 13, 1982	Tallahassee	W, 9-1
Feb 14, 1982	Tallahassee	W, 25-11
Apr 3, 1982	Atlanta, GA	W, 17-8
Apr 4, 1982	Atlanta, GA	W, 31-6
Apr 29, 1983	Tallahassee	W, 17-4
Apr 30, 1983	Tallahassee	W, 10-2
Apr 30, 1983	Tallahassee	W, 8-3
May 2, 1983	Atlanta, GA	W, 10-1
May 2, 1983	Atlanta, GA	L, 4-7
May 3, 1983	Atlanta, GA	W, 9-7
Mar 31, 1984	Atlanta, GA	W, 8-6
Apr 1, 1984	Atlanta, GA	W, 26-13
Mar 29, 1985	Tallahassee	W, 14-0
Mar 29, 1985	Tallahassee	W, 10-4
Mar 18, 1992	Tallahassee	W, 7-1
Mar 19, 1992	Tallahassee	W, 22-0
May 15, 1992	Tallahassee	W, 36-7
May 16, 1992	Tallahassee	W, 17-4
May 21, 1993	Tallahassee	W, 23-1
May 22, 1993	Tallahassee	W, 12-4
Feb 19, 2010	Tallahassee	W, 11-3
Feb 20, 2010	Tallahassee	W, 14-7
Feb 21, 2010	Tallahassee	W, 12-2

FSU Most Runs (Gm): 36 (1992)
FSU Widest Margin: 36-7 (1992)
GSU Most Runs (Gm): 13 (1984)
GSU Widest Margin: 7-4 (1983)
High-Scoring Game: 43 (FSU 36-7, 1992)
Low Scoring Game: 4 (GSU 3-1, 1981)
Longest FSU Win Streak: 14 (1983-Present)
Shutouts By: FSU 3

GEORGIA TEACHERS: 17-2

May 7, 1948		W, 5-2
May 8, 1948		W, 12-8
Mar 20, 1953	Tallahassee	W, 14-6
Mar 21, 1952	Tallahassee	W, 15-4
Apr 24, 1952		L, 2-6
Apr 25, 1952		W, 15-6
Apr 15, 1954	Tallahassee	W, 7-4
Apr 29, 1955		W, 10-3
Apr 30, 1955		W, 12-2
Mar 19, 1956	Tallahassee	W, 6-5
Mar 20, 1956	Tallahassee	W, 10-5
May 5, 1956	Tallahassee	W, 5-3
Apr 19, 1957		W, 13-2
Apr 20, 1957		W, 8-3
May 31, 1957\$	Gastonia, NC	W, 5-3
May 16, 1958	Tallahassee	W, 15-10
May 17, 1958	Tallahassee	W, 17-3
Apr 25, 1959	Tallahassee	W, 7-1
May 9, 1959		L, 4-5

*became Georgia Southern in 1960

GRAMBLING STATE: 17-1

At Florida State: FSU leads 17-1

Feb 11, 1985	Tallahassee	W, 13-7
Feb 12, 1985	Tallahassee	W, 8-2
Feb 12, 1986	Tallahassee	W, 10-1
Feb 13, 1986	Tallahassee	W, 20-6
Feb 14, 1986	Tallahassee	L, 1-3
Feb 12, 1987	Tallahassee	W, 4-3
Feb 13, 1987	Tallahassee	W, 9-2
Feb 14, 1987	Tallahassee	W, 12-6
Feb 12, 1988	Tallahassee	W, 11-7
Feb 13, 1988	Tallahassee	W, 16-3
Feb 14, 1988	Tallahassee	W, 18-2
Feb 10, 1989	Tallahassee	W, 8-3
Feb 11, 1989	Tallahassee	W, 5-0

Feb 12, 1989	Tallahassee	W, 8-2
May 14, 2009	Tallahassee	W, 9-1 (6)
May 15, 2009	Tallahassee	W, 14-6 (7)
May 15, 2009	Tallahassee	W, 9-7
May 16, 2009	Tallahassee	W, 10-2

FSU Most Runs (Gm): 20 (1986)
FSU Widest Margin: 16-3 (1987)
Grambling Most Runs (Gm): 7 (1985, 1988, 2009)
Grambling Widest Margin: 3-1 (1986)
High-Scoring Game: 26 (FSU 20-6, 1986)
Low Scoring Game: 4 (GU 3-1, 1986)
Longest FSU Win Streak: 13 (1986-Present)
Shutouts By: FSU 1

HAWAII: 9-9

At Hawaii: FSU leads 9-8
At Neutral: Hawaii leads 1-0

Apr 3, 1977	Hawaii	L, 4-5
Apr 8, 1977	Hawaii	W, 5-2
May 30, 1980***	Omaha, NE	L, 6-7
Feb 3, 1994	Manoa, HI	W, 11-3
Feb 4, 1994	Manoa, HI	W, 6-4
Feb 5, 1994	Manoa, HI	L, 1-6
Feb 6, 1994	Manoa, HI	W, 9-3
Feb 11, 1998	Manoa, HI	W, 7-2
Feb 12, 1998	Manoa, HI	W, 11-2
Feb 13, 1998	Manoa, HI	L, 6-9
Feb 14, 1998	Manoa, HI	L, 2-8
Jan 30, 2002	Manoa, HI	L, 2-3
Jan 31, 2002	Manoa, HI	W, 8-5
Feb 1, 2002	Manoa, HI	W, 7-4
Feb 2, 2002	Manoa, HI	W, 12-1
Mar 10, 2005	Honolulu, HI	L, 0-15
Mar 11, 2005	Honolulu, HI	L, 6-7
Mar 12, 2005	Honolulu, HI	L, 6-9

FSU Most Runs (Gm): 12 (2002)
FSU Widest Margin: 12-1 (2002)
Hawaii Most Runs: 15 (2005)
Hawaii Widest Margin: 15-0 (2005)
High-Scoring Game: 15 (Three times)
Low Scoring Game: 5 (Hawaii 3-2, 2002)
Longest FSU Win Streak: 3 (1994-98, 2002)
Longest Hawaii Win Streak: 3 (1998-02, 2005)

HAWAII-HILO: 10-1

At Hawaii-Hilo: FSU leads 10-1

Feb 7, 1994	Hilo, HI	L, 2-4 (7)
Feb 8, 1994	Hilo, HI	W, 7-1
Feb 8, 1994	Hilo, HI	W, 5-1
Jan 26, 2002	Hilo, HI	W, 16-2
Jan 27, 2002	Hilo, HI	W, 5-1
Jan 28, 2002	Hilo, HI	W, 14-7
Mar 4, 2005	Hilo, HI	W, 7-2
Mar 5, 2005	Kona, HI	W, 6-4 (12)
Mar 6, 2005	Kona, HI	W, 5-2 (7)
Mar 6, 2005	Kona, HI	W, 9-1 (7)
Mar 7, 2005	Hilo, HI	W, 11-5 (8)

FSU Most Runs (Gm): 16 (2002)
FSU Widest Margin: 16-2 (2002)
Hawaii-Hilo Most Runs (Gm): 7 (1998)
Hawaii-Hilo Widest Margin: 4-2 (1994)
High-Scoring Game: 21 (FSU 14-7, 2002)
Low Scoring Game: 6 (HH 4-2, 1994; FSU 5-1, 2002)
Longest FSU Win Streak: 10 (1994-Present)

HAWAII PACIFIC: 2-1

At Hawaii Pacific: FSU leads 2-1

Feb 10, 1998	Honolulu, HI	W, 2-0
Feb 10, 1998	Honolulu, HI	L, 8-9
Mar 9, 2005	Honolulu, HI	W, 9-1

HIGH POINT: 2-0

At Florida State: FSU leads 2-0

Mar 10, 2009	Tallahassee	W, 18-4
Mar 11, 2009	Tallahassee	W, 4-3



ALL-TIME RESULTS

HOFSTRA: 16-0

At Florida State: FSU leads 16-0

Feb 16, 2007	Tallahassee	W, 10-1
Feb 17, 2007	Tallahassee	W, 16-1
Feb 18, 2007	Tallahassee	W, 11-3
Feb 20, 2009	Tallahassee	W, 9-3
Feb 21, 2009	Tallahassee	W, 21-7 (7)
Feb 21, 2009	Tallahassee	W, 3-2
Feb 22, 2009	Tallahassee	W, 10-4
Feb 27, 2010	Tallahassee	W, 13-1
Feb 27, 2010	Tallahassee	W, 13-0 (7)
Feb 28, 2010	Tallahassee	W, 14-4
Feb 25, 2011	Tallahassee	W, 14-3
Feb 26, 2011	Tallahassee	W, 16-3
Feb 27, 2011	Tallahassee	W, 7-0
Feb 17, 2012	Tallahassee	W, 9-2
Feb 18, 2012	Tallahassee	W, 10-8
Feb 19, 2012	Tallahassee	W, 13-6

FSU Most Runs (Gm): 21 (2009)

FSU Widest Margin: 16-1 (2007)

Hofstra Most Runs (Gm): 8 (2012)

High-Scoring Game: 28 (FSU 21-7, 2009)

Low Scoring Game: 5 (FSU 3-2, 2009)

Longest FSU Win Streak: 16 (2007-Present)

Shutouts By: FSU 2

HOLY CROSS: 2-0

At Florida State: FSU leads 2-0

Apr 2, 1970	Tallahassee	W, 11-4
Apr 4, 1970	Tallahassee	W, 3-0

HOWARD: 1-1

At Florida State: Series tied 1-1

Mar 18, 1976	Tallahassee	L, 1-6
Mar 18, 1976	Tallahassee	W, 9-1

ILLINOIS: 5-0

At Florida State: FSU leads 4-0

At Neutral: FSU leads 1-0

Apr 3, 1956	Tallahassee	W, 13-10
Apr 5, 1956	Tallahassee	W, 12-0
Apr 1, 1970	Tallahassee	W, 5-4
Apr 3, 1970	Tallahassee	W, 10-0
May 26, 1990*	Starkville, MS	W, 6-4

ILLINOIS STATE: 1-0

At Florida State: FSU leads 1-0

Mar 9, 2004	Tallahassee	W, 6-3
-------------	-------------	--------

INDIANA: 6-2

At Florida State: FSU leads 6-2

Mar 26, 1956	Tallahassee	W, 11-6
Mar 27, 1956	Tallahassee	W, 14-10
Mar 27, 1959	Tallahassee	W, 16-9
Mar 9, 2007	Tallahassee	W, 6-0
Mar 10, 2007	Tallahassee	W, 8-2
Mar 11, 2007	Tallahassee	W, 9-0
Jun 8, 2013**	Tallahassee	L, 9-10
Jun 9, 2013**	Tallahassee	L, 6-11

FSU Most Runs (Gm): 16 (1959)

FSU Widest Margin: 9-0 (2007)

Indiana Most Runs (Gm): 11 (2013)

High-Scoring Game: 25 (FSU 16-9, 1959)

Low Scoring Game: 6 (FSU 6-0, 2007)

Longest FSU Win Streak: 6 (1956-Present)

Longest Indiana Win Streak: 2 (2013)

Shutouts By: FSU 2

INDIANA STATE: 1-0

At Neutral: FSU leads 1-0

May 31, 1986***	Omaha, NE	W, 5-3
-----------------	-----------	--------

IOWA: 1-0

At Florida State: FSU leads 1-0

Apr 2, 1988	Tallahassee	W, 8-0
-------------	-------------	--------

ITHACA: 3-0

At Florida State: FSU leads 2-0

At Neutral: FSU leads 1-0

Apr 2, 1957	Tallahassee	W, 7-6
Apr 3, 1957	Tallahassee	W, 21-4
Jun 12, 1962***	Omaha, NE	W, 5-4

JACKSON STATE: 1-0

At Florida State: FSU leads 1-0

Mar 23, 1981	Tallahassee	W, 12-11
--------------	-------------	----------

JACKSONVILLE: 124-38

At Florida State: FSU leads 80-12

At Jacksonville: FSU leads 43-26

At Neutral: FSU leads 1-0

Mar 26, 1960	Tallahassee	W, 8-4
Mar 24, 1961	Tallahassee	W, 9-8
Mar 25, 1961	Tallahassee	L, 3-6
Mar 23, 1961	Tallahassee	W, 8-2
May 16, 1964	Tallahassee	W, 7-4
May 16, 1964	Tallahassee	W, 3-2
Mar 26, 1965	Tallahassee	L, 0-1
Mar 26, 1965	Tallahassee	L, 0-1
May 13, 1965	Tallahassee	W, 8-2
May 13, 1966	Tallahassee	W, 15-5
May 19, 1966	Tallahassee	W, 3-1
May 11, 1967	Tallahassee	W, 7-0
May 16, 1967	Jacksonville, FL	W, 8-1
May 15, 1968	Tallahassee	W, 4-0
May 16, 1968	Tallahassee	W, 9-4
May 7, 1969	Jacksonville, FL	W, 7-5
May 8, 1969	Jacksonville, FL	L, 2-4
May 4, 1970	Tallahassee	W, 4-1
May 5, 1970	Tallahassee	W, 9-2
Apr 6, 1971	Jacksonville, FL	L, 4-13
Apr 7, 1971	Jacksonville, FL	W, 8-6
Apr 7, 1972	Jacksonville, FL	L, 4-7
Apr 8, 1972	Jacksonville, FL	L, 3-4
May 4, 1972	Tallahassee	L, 1-3
May 5, 1972	Tallahassee	W, 6-5
Apr 30, 1973	Tallahassee	L, 6-12
Apr 30, 1973	Tallahassee	W, 7-4
May 1, 1973	Tallahassee	W, 6-5
Feb 27, 1974	Jacksonville, FL	L, 0-2
Feb 27, 1974	Jacksonville, FL	W, 5-4
Feb 28, 1974	Jacksonville, FL	W, 3-2
May 15, 1974	Tallahassee	W, 9-2
May 16, 1974	Tallahassee	W, 8-6
Mar 6, 1975	Tallahassee	W, 6-4
Mar 6, 1975	Tallahassee	W, 12-3
Mar 7, 1975	Tallahassee	W, 8-0
Apr 22, 1975	Jacksonville, FL	W, 4-0
Apr 23, 1975	Jacksonville, FL	L, 1-2
Mar 24, 1976	Tallahassee	W, 21-5
Mar 25, 1976	Tallahassee	W, 6-5
Apr 8, 1976	Jacksonville, FL	W, 6-1
Apr 9, 1976	Jacksonville, FL	L, 2-6
May 21, 1976*	Tallahassee	W, 6-1
May 24, 1976*	Tallahassee	L, 7-9
Mar 1, 1977	Tallahassee	W, 12-1
Mar 2, 1977	Tallahassee	W, 4-0
Mar 22, 1977	Jacksonville, FL	W, 9-5
Mar 23, 1977	Jacksonville, FL	L, 8-10
Apr 8, 1978	Jacksonville, FL	L, 3-4
Apr 9, 1978	Jacksonville, FL	W, 11-5
Apr 11, 1978	Tallahassee	W, 11-9
Apr 12, 1978	Tallahassee	W, 11-6
Mar 17, 1979	Tallahassee	W, 8-3
Mar 18, 1979	Tallahassee	W, 21-8
Apr 18, 1979	Jacksonville, FL	W, 3-0
Apr 19, 1979	Jacksonville, FL	L, 9-10
Mar 4, 1980	Jacksonville, FL	W, 8-4
Mar 5, 1980	Jacksonville, FL	W, 17-8
Mar 5, 1980	Jacksonville, FL	W, 16-3
Apr 5, 1980	Tallahassee	W, 7-6

Apr 5, 1980	Tallahassee	W, 15-3
Apr 6, 1980	Tallahassee	W, 5-1
Mar 3, 1981	Jacksonville, FL	W, 17-5
Mar 4, 1981	Jacksonville, FL	L, 9-10
Apr 7, 1981	Tallahassee	W, 8-7
Apr 7, 1981	Tallahassee	W, 7-0
Mar 17, 1982	Jacksonville, FL	L, 6-12
Mar 18, 1982	Jacksonville, FL	L, 6-12
Apr 7, 1982	Tallahassee	L, 4-7
Apr 8, 1982	Tallahassee	W, 10-7
Apr 4, 1983	Jacksonville, FL	L, 2-5
Apr 5, 1983	Jacksonville, FL	L, 7-9
Apr 13, 1983	Tallahassee	W, 7-1
Apr 14, 1983	Tallahassee	W, 7-2
Feb 21, 1984	Tallahassee	W, 4-0
Feb 22, 1984	Tallahassee	W, 13-3
Apr 5, 1984	Jacksonville, FL	L, 2-10
Apr 6, 1984	Jacksonville, FL	L, 8-10
Mar 5, 1985	Jacksonville, FL	W, 12-0
Mar 6, 1985	Jacksonville, FL	W, 25-6
Apr 3, 1985	Tallahassee	L, 5-7
Apr 4, 1985	Tallahassee	W, 18-9
Apr 3, 1986	Tallahassee	W, 9-2
Apr 4, 1986	Tallahassee	L, 9-10
Apr 8, 1986	Jacksonville, FL	W, 20-3
Apr 9, 1986	Jacksonville, FL	L, 10-11
Apr 7, 1987	Tallahassee	W, 9-3
Apr 8, 1987	Tallahassee	W, 9-7
Apr 24, 1987	Jacksonville, FL	W, 9-8 (12)
Apr 25, 1987	Jacksonville, FL	W, 11-10 (10)
Mar 29, 1988	Tallahassee	W, 10-7
May 10, 1988	Jacksonville, FL	L, 2-5
Mar 21, 1989	Jacksonville, FL	W, 11-6
Apr 4, 1989	Tallahassee	W, 6-0
Apr 5, 1989	Tallahassee	W, 14-3
May 2, 1989	Jacksonville, FL	L, 6-7 (10)
Mar 28, 1990	Tallahassee	W, 7-3
Apr 11, 1990	Jacksonville, FL	W, 5-3
May 1, 1991	Tallahassee	L, 4-7
Apr 21, 1993	Tallahassee	W, 13-3
May 5, 1993	Tallahassee	W, 6-1
May 12, 1993	Jacksonville, FL	L, 3-4
Apr 6, 1994	Tallahassee	W, 6-1 (8)
Apr 20, 1994	Jacksonville, FL	L, 0-3
May 27, 1994*	Tallahassee	W, 5-1
May 28, 1994*	Tallahassee	W, 5-1
Apr 5, 1995	Tallahassee	W, 11-1
Apr 19, 1995	Jacksonville, FL	W, 6-3
Apr 3, 1996	Jacksonville, FL	W, 10-1
Apr 9, 1996	Tallahassee	W, 8-6
Apr 10, 1996	Jacksonville, FL	W, 4-1
Apr 17, 1996	Tallahassee	W, 9-4
Apr 9, 1997	Tallahassee	W, 14-3
Apr 15, 1997	Jacksonville, FL	W, 12-6
Apr 8, 1998	Tallahassee	W, 4-3
Apr 15, 1998	Jacksonville, FL	W, 11-4
Apr 7, 1999	Tallahassee	W, 8-6
Apr 14, 1999	Jacksonville, FL	W, 25-2
May 29, 1999*	Tallahassee	W, 9-2
Apr 5, 2000	Jacksonville, FL	W, 12-6
Apr 12, 2000	Tallahassee	W, 7-5
Apr 11, 2001	Tallahassee	W, 9-4
Apr 18, 2001	Jacksonville, FL	W, 8-1
Feb 23, 2002	Tallahassee	W, 1-0
Feb 24, 2002	Jacksonville, FL	L, 4-13
Apr 10, 2002	Tallahassee	W, 7-1
Apr 17, 2002	Jacksonville, FL	W, 13-4
Apr 16, 2003	Tallahassee	W, 5-4
May 6, 2003	Jacksonville, FL	W, 11-3
May 30, 2003*	Tallahassee	W, 6-0
Feb 15, 2004	Jacksonville, FL	W, 14-9
Feb 16, 2004	Tallahassee	W, 8-3
Mar 17, 2004	Tallahassee	W, 19-3
Apr 7, 2004	Jacksonville, FL	W, 15-4
Mar 23, 2005	Jacksonville, FL	W, 9-0
Apr 6, 2005	Tallahassee	W, 11-4
Apr 12, 2005	Jacksonville, FL	W, 11-4
May 17, 2005	Tallahassee	W, 12-5
Mar 22, 2006	Jacksonville, FL	W, 4-1
Apr 4, 2006	Tallahassee	W, 4-2
Apr 12, 2006	Jacksonville, FL	W, 10-1
May 3, 2006	Tallahassee	W, 9-2
Jun 2, 2006*	Athens, GA	W, 18-0
Mar 21, 2007	Jacksonville, FL	L, 3-5



ALL-TIME RESULTS

Apr 10, 2007	Tallahassee	W, 7-2
Apr 2, 2008	Jacksonville, FL	W, 7-5
May 7, 2008	Tallahassee	L, 6-7
Mar 3, 2009	Jacksonville, FL	L, 4-9
May 5, 2009	Tallahassee	W, 5-2
Mar 8, 2010	Jacksonville, FL	W, 2-0
Apr 14, 2010	Tallahassee	L, 8-10
May 4, 2010	Tallahassee	W, 11-10 (13)
Feb 22, 2011	Tallahassee	W, 5-3
May 03, 2011	Jacksonville, FL	W, 8-5
Feb 21, 2012	Tallahassee	W, 16-9
May 2, 2012	Jacksonville, FL	W, 3-0
Feb 20, 2013	Tallahassee	W, 9-7
Apr 23, 2013	Jacksonville, FL	W, 9-0
Feb 18, 2014	Jacksonville, FL	W, 12-6
Apr 15, 2014	Tallahassee	W, 6-1
Feb 18, 2015	Jacksonville, FL	L, 3-5
Feb 24, 2015	Tallahassee	W, 10-7

FSU Most Runs (Gm): 25 (1985)
FSU Widest Margin: 25-6 (1985)
Jacksonville Most Runs (Gm): 13 (1971, 2002)
Jacksonville Widest Margin: 13-4 (1971, 2002)
High-Scoring Game: 31 (FSU 25-6, 1985)
Low Scoring Game: 1 (JU 1-0, 1965; 1-0, 1965; FSU 1-0 2002)
Longest FSU Win Streak: 20 (1994-02)
Longest Jacksonville Win Streak: 3 (1972; 1982)
Shutouts By: FSU 17, JU 4

JACKSONVILLE NAVY: 3-2

At Florida State: FSU leads 2-1
At Jacksonville Navy: Series tied 1-1

Apr 14, 1953	Tallahassee	W, 4-2
Apr 15, 1953	Tallahassee	L, 4-7
Mar 12, 1954	Jacksonville, FL	L, 1-2
Mar 13, 1954	Jacksonville, FL	W, 7-4
Mar 24, 1955	Tallahassee	W, 8-4

JACKSONVILLE STATE: 3-0

At Florida State: FSU leads 3-0

Mar 24, 1954	Tallahassee	W, 24-0
Mar 24, 1955	Tallahassee	W, 8-4
Mar 14, 1973	Tallahassee	W, 13-5

KEARNEY STATE: 2-0

At Neutral: FSU leads 2-0

Apr 4, 1977	Hawaii	W, 13-9
Apr 7, 1977	Hawaii	W, 11-1

KENT: 1-0

At Florida State: FSU leads 1-0

May 23, 1992*	Tallahassee	W, 4-2
---------------	-------------	--------

KENTUCKY: 6-1

At Florida State: FSU leads 6-1

Mar 18, 1965	Tallahassee	W, 2-0
Mar 14, 1966	Tallahassee	W, 9-4
Mar 15, 1966	Tallahassee	W, 19-3
Mar 16, 1966	Tallahassee	W, 7-0
Mar 17, 1966	Tallahassee	W, 20-1
Mar 17, 1977	Tallahassee	L, 0-14
Mar 17, 1977	Tallahassee	W, 6-4

FSU Most Runs (Gm): 20 (1966)
FSU Widest Margin: 20-1 (1966)
Kentucky Most Runs (Gm): 14 (1966)
Kentucky Widest Margin: 14-0 (1977)
High-Scoring Game: 22 (FSU 19-3, 1966)
Low Scoring Game: 2 (FSU 2-0, 1964; 2-0, 1965)
Longest FSU Win Streak: 6 (1964-66)
Longest Kentucky Win Streak: 1 (1977)
Shutouts By: FSU 2, Kentucky 1

KENTUCKY WESLEYAN: 4-0

At Florida State: FSU leads 4-0

Apr 8, 1968	Tallahassee	W, 15-1
Apr 9, 1968	Tallahassee	W, 15-5
Apr 9, 1969	Tallahassee	W, 18-1

Apr 10, 1969	Tallahassee	W, 17-0
--------------	-------------	---------

KENYON: 2-0

At Florida State: FSU leads 2-0

Mar 17, 1952	Tallahassee	W, 21-1
Mar 18, 1952	Tallahassee	W, 11-2

LAFAYETTE: 4-0

At Florida State: FSU leads 3-0

At Neutral: FSU leads 1-0

Mar 11, 1971	Tallahassee	W, 3-0
Mar 12, 1971	Tallahassee	W, 1-0
Mar 13, 1971	Tallahassee	W, 2-0
May 24, 1990*	Starkville, MS	W, 7-2

LAMAR: 1-0

At Florida State: FSU leads 1-0

Mar 15, 1988	Tallahassee	W, 10-9
--------------	-------------	---------

LeMOYNE: 2-1

At Florida State: FSU leads 2-1

Apr 30, 2010	Tallahassee	L, 1-3
May 1, 2010	Tallahassee	W, 8-5
May 2, 2010	Tallahassee	W, 17-1

LENOIR RHYNE: 1-0

At Florida State: FSU leads 1-0

Mar 3, 1980	Tallahassee	W, 10-3
-------------	-------------	---------

LEWIS: 0-3

At Florida State: Lewis leads 3-0

Apr 6, 1974	Tallahassee	L, 11-12
Apr 7, 1974	Tallahassee	L, 0-4
Apr 8, 1974	Tallahassee	L, 5-7

LIBERTY: 2-0

At Florida State: FSU leads 2-0

May 21, 1998*	Tallahassee	W, 10-7
Mar 14, 2001	Tallahassee	W, 1-0

LONG BEACH STATE: 0-2

At Florida State: Long Beach State leads 1-0

At Neutral: Long Beach State leads 1-0

May 29, 1993*	Tallahassee	L, 1-4
May 31, 1998***	Omaha, NE	L, 4-7

LONG ISLAND: 2-0

At Neutral: FSU leads 2-0

Mar 12, 1997	Daytona Beach, FL	W, 13-5
Mar 10, 1998	Daytona Beach, FL	W, 11-0

LOUISIANA STATE: 13-6

At Florida State: FSU leads 5-3

At Louisiana State: FSU leads 5-2

At Neutral: FSU leads 3-1

Mar 20, 1955	Tallahassee	W, 5-3
Apr 23, 1966	Baton Rouge, LA	L, 2-3
Apr 23, 1966	Baton, Rouge, LA	L, 0-1
May 24, 1975*	Starkville, MS	W, 4-2
Mar 29, 1983	Tallahassee	L, 5-15
Mar 30, 1983	Tallahassee	W, 10-5
May 4, 1983	Baton Rouge, LA	W, 8-2
May 5, 1983	Baton Rouge, LA	W, 6-3
May 19, 1986	Tallahassee	W, 6-4
Feb 22, 1987	Tallahassee	W, 2-1
May 29, 1987***	Omaha, NE	W, 6-2 (10)
Feb 21, 1988	Tallahassee	L, 4-9
Mar 20, 1990	Baton Rouge, LA	W, 8-3
Mar 20, 1990	Baton Rouge, LA	W, 7-4
Mar 21, 1990	Baton Rouge, LA	W, 13-7
Mar 3, 1991	Tallahassee	W, 8-0
Jun 3, 1994***	Omaha, NE	W, 6-3
Mar 3, 1995	Tallahassee	L, 2-6

Jun 15, 2000***	Omaha, NE	L, 3-6
-----------------	-----------	--------

FSU Most Runs (Gm): 13 (1990)
FSU Widest Margin: 8-0 (1991)
LSU Most Runs (Gm): 7 (1990)
LSU Widest Margin: 9-4 (1988)
High-Scoring Game: 20 (FSU 13-7, 1990)
Low Scoring Game: 1 (LSU 1-0, 1966)
Longest FSU Win Streak: 5 (1990-94)
Longest LSU Win Streak: 2 (1995-Present)
Shutouts By: FSU 1, LSU 1

LOYOLA: 11-1

At Florida State: FSU leads 9-1

At Loyola: FSU leads 2-0

Mar 28, 1952	Tallahassee	W, 1-0
Mar 29, 1952	Tallahassee	W, 7-0
May 7, 1965	Tallahassee	W, 7-6
May 8, 1965	Tallahassee	W, 18-14
Apr 24, 1966	Tallahassee	W, 3-0
Apr 25, 1966	Tallahassee	W, 5-0
Apr 23, 1967	Chicago, IL	W, 5-1
Apr 24, 1967	Chicago, IL	W, 5-1
Apr 26, 1968	Tallahassee	W, 5-1
Apr 27, 1968	Tallahassee	W, 4-1
Mar 22, 1969	Tallahassee	L, 3-5
Mar 22, 1969	Tallahassee	W, 2-0

FSU Most Runs (Gm): 18 (1965)
FSU Widest Margin: 7-0 (1952)
Loyola Most Runs (Gm): 14 (1965)
Loyola Widest Margin: 5-3 (1969)
High-Scoring Game: 32 (FSU 18-14, 1965)
Low Scoring Game: 1 (FSU 1-0, 1952)
Longest FSU Win Streak: 10 (1952-68)
Shutouts By: FSU 5

MAINE: 9-0

At Florida State: FSU leads 9-0

Apr 3, 1988	Tallahassee	W, 4-2
Mar 12, 1996	Tallahassee	W, 14-5
Mar 13, 1996	Tallahassee	W, 17-5
Mar 14, 1996	Tallahassee	W, 8-1
Mar 8, 2011	Tallahassee	W, 10-2
Mar 9, 2011	Tallahassee	W, 9-3
Mar 2, 2012	Tallahassee	W, 6-0
Mar 4, 2012	Tallahassee	W, 18-2 (7)
Mar 4, 2012	Tallahassee	W, 10-0

FSU Most Runs (Gm): 18 (2012)
FSU Widest Margin: 18-2 (2012)
Maine Most Runs (Gm): 5 (1996)
High-Scoring Game: 22 (FSU 17-5, 1996)
Low Scoring Game: 6 (FSU 4-2, 1988; FSU 6-0, 2012)
Longest FSU Win Streak: 10 (1952-68)
Shutouts By: FSU 2

MARIETTA: 1-1

At Florida State: Series tied 1-1

Mar 15, 1973	Tallahassee	L, 5-7
Mar 18, 1977	Tallahassee	W, 8-0

MARIST: 2-0

At Florida State: FSU leads 2-0

May 22, 1997*	Tallahassee	W, 4-2
May 29, 2009*	Tallahassee	W, 16-4

MARSHALL: 5-1

At Florida State: FSU leads 5-0

At Neutral: Marshall leads 1-0

May 19, 1978*	Miami, FL	L, 0-4
Feb 3, 1996	Tallahassee	W, 16-1
Feb 4, 1996	Tallahassee	W, 34-0
Feb 21, 1997	Tallahassee	W, 22-1
Feb 22, 1997	Tallahassee	W, 15-4
Feb 23, 1997	Tallahassee	W, 14-2

FSU Most Runs (Gm): 34 (1996)
FSU Widest Margin: 34-0 (1996)



ALL-TIME RESULTS

Marshall Most Runs (Gm): 4 (1978, 1997)
Marshall Widest Margin: 4-0 (1978)
High-Scoring Game: 34 (FSU 34-0, 1996)
Low Scoring Game: 4 (Marshall 4-0, 1978)
Longest FSU Win Streak: 5 (1996-Present)
Shutouts By: FSU 1, Marshall 1

MARYLAND: 68-8

At Florida State: FSU leads 35-4
At Maryland: FSU leads 30-3
At Neutral: FSU leads 3-1

May 27, 1965	Tallahassee	W, 7-3
Apr 2, 1970	Tallahassee	W, 6-2
Apr 5, 1970	Tallahassee	W, 4-3
May 29, 1970\$	Gastonia, NC	W, 10-1
May 1, 1992	Tallahassee	W, 12-4
May 2, 1992	Tallahassee	W, 15-3
May 3, 1992	Tallahassee	W, 18-5
May 1, 1993	College Park, MD	W, 10-4
May 2, 1993	College Park, MD	L, 2-5
May 3, 1993	College Park, MD	W, 13-5
Mar 17, 1994	Tallahassee	W, 5-2
Mar 18, 1994	Tallahassee	W, 6-0
Mar 19, 1994	Tallahassee	L, 4-6
May 19, 1994^	Greenville, SC	W, 7-1
Apr 29, 1995	College Park, MD	W, 9-1
May 1, 1995	College Park, MD	W, 7-1 (10)
May 1, 1995	College Park, MD	W, 1-0
Mar 15, 1996	Tallahassee	W, 8-6
Mar 16, 1996	Tallahassee	W, 16-2
Mar 17, 1996	Tallahassee	W, 16-5
Apr 26, 1997	College Park, MD	W, 16-3
Apr 27, 1997	College Park, MD	W, 27-2
Apr 28, 1997	College Park, MD	W, 13-3
Mar 26, 1998	Tallahassee	L, 6-14
Mar 27, 1998	Tallahassee	W, 14-2
Mar 28, 1998	Tallahassee	W, 10-0
May 7, 1999	College Park, MD	W, 9-3
May 8, 1999	College Park, MD	W, 13-4
May 9, 1999	College Park, MD	W, 26-2
May 19, 1999^	Durham, NC	W, 4-1
Mar 23, 2000	Tallahassee	W, 11-0
Mar 24, 2000	Tallahassee	W, 11-0
Mar 25, 2000	Tallahassee	W, 10-0
May 4, 2001	College Park, MD	W, 8-1
May 5, 2001	College Park, MD	W, 11-5
May 6, 2001	College Park, MD	W, 13-1
May 10, 2002	Tallahassee	W, 4-0
May 11, 2002	Tallahassee	W, 10-8
May 12, 2002	Tallahassee	W, 6-5
May 9, 2003	College Park, MD	W, 15-4
May 10, 2003	College Park, MD	W, 14-6
May 11, 2003	College Park, MD	W, 17-7
Mar 19, 2004	Tallahassee	W, 16-6
Mar 20, 2004	Tallahassee	W, 10-1
Mar 21, 2004	Tallahassee	W, 13-6
May 6, 2005	College Park, MD	W, 7-2
May 7, 2005	College Park, MD	W, 8-1
May 8, 2005	College Park, MD	W, 4-2
Mar 10, 2006	Tallahassee	W, 9-7
Mar 11, 2006	Tallahassee	W, 6-2
Mar 12, 2006	Tallahassee	W, 4-3
May 4, 2007	College Park, MD	W, 9-3
May 5, 2007	College Park, MD	W, 20-5
May 6, 2007	College Park, MD	W, 3-2
Mar 8, 2008	Tallahassee	W, 5-4
Mar 8, 2008	Tallahassee	W, 16-0
Mar 9, 2008	Tallahassee	W, 9-8
Mar 27, 2009	College Park, MD	W, 6-2
Mar 28, 2009	College Park, MD	W, 10-2
Mar 29, 2009	College Park, MD	W, 21-5
Mar 26, 2010	Tallahassee	W, 4-1
Mar 27, 2010	Tallahassee	W, 12-5
Mar 28, 2010	Tallahassee	W, 9-5
Apr 1, 2011	College Park, MD	W, 6-0
Apr 2, 2011	College Park, MD	L, 0-5
Apr 3, 2011	College Park, MD	W, 12-3
May 5, 2012	Tallahassee	W, 10-3
May 6, 2012	Tallahassee	W, 9-2
May 7, 2012	Tallahassee	L, 5-8
Mar 15, 2013	College Park, MD	L, 3-5
Mar 16, 2013	College Park, MD	W, 7-6
Mar 17, 2013	College Park, MD	W, 4-3

Mar 7, 2014	Tallahassee	W, 15-3
Mar 8, 2014	Tallahassee	L, 1-5
Mar 9, 2014	Tallahassee	W, 7-0
May 23, 2014^	Greensboro, NC	L, 3-5

FSU Most Runs (Gm): 27 (1997)
FSU Widest Margin: 27-2 (1997)
MD Most Runs (Gm): 14 (1998)
MD Widest Margin: 14-6 (1998)
High-Scoring Game: 29 (FSU 27-2, 1997)
Low Scoring Game: 1 (FSU 1-0, 1995)
Longest FSU Win Streak: 40 (1998-2011)
Longest MD Win Streak: 2 (2012-2013)
Shutouts By: FSU 10, MD 1

MEMPHIS STATE: 42-15

At Florida State: FSU leads 25-8
At Memphis State: FSU leads 17-7

May 14, 1977	Memphis, TN	W, 10-2
May 14, 1978	Tallahassee	L, 9-10
May 12, 1979	Tallahassee	W, 11-1
May 11, 1980	Tallahassee	W, 14-11
May 11, 1980	Tallahassee	W, 11-7
Apr 11, 1981	Tallahassee	L, 4-6
Apr 11, 1981	Tallahassee	W, 8-4
Apr 12, 1981	Tallahassee	W, 7-6
May 15, 1981	Tallahassee	W, 5-0
May 16, 1981	Tallahassee	W, 7-3
Apr 10, 1982	Memphis, TN	L, 1-3
Apr 10, 1982	Memphis, TN	L, 3-11
Apr 11, 1982	Memphis, TN	W, 12-6
May 14, 1982	Tallahassee	L, 2-4
May 15, 1982	Tallahassee	W, 7-6
Apr 23, 1983	Tallahassee	W, 17-0
Apr 23, 1983	Tallahassee	W, 2-1
Apr 24, 1983	Tallahassee	L, 6-7
May 4, 1984	Memphis, TN	W, 13-7
May 6, 1984	Memphis, TN	W, 11-3
May 6, 1984	Memphis, TN	W, 8-3
May 11, 1984	Tallahassee	W, 10-3
Mar 30, 1985	Memphis, TN	L, 2-3
Mar 31, 1985	Memphis, TN	L, 7-8
Apr 20, 1985	Tallahassee	L, 4-7
Apr 20, 1985	Tallahassee	W, 8-3
Apr 21, 1985	Tallahassee	W, 7-2
Mar 29, 1986	Memphis, TN	W, 7-3
Mar 29, 1986	Memphis, TN	W, 6-1
Mar 30, 1986	Memphis, TN	L, 2-7
Apr 19, 1986	Tallahassee	W, 6-0
Apr 20, 1986	Tallahassee	W, 6-5
Apr 21, 1986	Tallahassee	W, 7-1
May 10, 1986	Tallahassee	W, 7-3
Mar 28, 1986	Memphis, TN	W, 4-1
Mar 28, 1987	Memphis, TN	W, 8-0
Mar 29, 1987	Memphis, TN	L, 4-5 (10)
Apr 18, 1987	Tallahassee	W, 6-4
Apr 18, 1987	Tallahassee	W, 7-6
Apr 19, 1987	Tallahassee	W, 7-5
Apr 16, 1988	Tallahassee	L, 5-6
Apr 16, 1988	Tallahassee	W, 5-0
Apr 17, 1988	Tallahassee	L, 1-2
May 13, 1988	Memphis, TN	W, 14-3
May 14, 1988	Memphis, TN	W, 9-5
May 15, 1988	Memphis, TN	W, 21-1
May 21, 1988	Tallahassee	W, 4-2
Apr 29, 1989	Memphis, TN	W, 6-2
Apr 29, 1989	Memphis, TN	W, 6-2
Apr 30, 1989	Memphis, TN	W, 3-1
May 18, 1989	Tallahassee	W, 9-4
Mar 13, 1990	Tallahassee	W, 10-0
Mar 14, 1990	Tallahassee	L, 3-5
Mar 15, 1990	Tallahassee	W, 13-5
Mar 30, 1991	Memphis, TN	W, 6-5
Mar 30, 1991	Memphis, TN	W, 4-3 (11)
Mar 31, 1991	Memphis, TN	L, 7-8

FSU Most Runs (Gm): 21 (1988)
FSU Widest Margin: 21-1 (1988)
MSU Most Runs (Gm): 11 (1980)
MSU Widest Margin: 11-3 (1982)
High-Scoring Game: 25 (FSU 14-11, 1980)
Low Scoring Game: 3 (MSU 2-1, 1988)
Longest FSU Win Streak: 9 (1988-90)

Shutouts By: FSU 5

MERCER: 59-8

At Florida State: FSU leads 49-4
At Mercer: FSU leads 10-4

Apr 22, 1948	Macon, GA	W, 14-12
Apr 1, 1949	Tallahassee	L, 3-8
May 7, 1949	Macon, GA	W, 6-1
Apr 28, 1950	Tallahassee	W, 3-1
Apr 29, 1950	Tallahassee	W, 12-4
May 13, 1950	Macon, GA	L, 6-10
May 14, 1950	Macon, GA	W, 11-7
Apr 12, 1974	Tallahassee	W, 4-0
Apr 13, 1974	Tallahassee	W, 13-11
Mar 12, 1975	Tallahassee	W, 4-0
Mar 13, 1975	Tallahassee	W, 5-0
Apr 25, 1975	Macon, GA	L, 2-5
Apr 26, 1975	Macon, GA	W, 5-0
Apr 10, 1976	Tallahassee	L, 12-14
Apr 10, 1976	Tallahassee	W, 8-2
Apr 30, 1977	Tallahassee	W, 6-4
May 4, 1977	Tallahassee	W, 9-1
May 3, 1978	Tallahassee	W, 12-11
Mar 3, 1979	Tallahassee	W, 7-5
Apr 27, 1979	Macon, GA	L, 2-4
Mar 18, 1980	Tallahassee	W, 9-7
Mar 31, 1980	Macon, GA	W, 7-4
Mar 10, 1981	Tallahassee	W, 6-5
Mar 11, 1981	Macon, GA	L, 3-4
Mar 3, 1982	Macon, GA	W, 14-10
Apr 24, 1982	Tallahassee	W, 12-2
Apr 24, 1982	Tallahassee	W, 8-1
Feb 16, 1983	Macon, GA	W, 22-6
Feb 17, 1983	Macon, GA	W, 14-5
Apr 21, 1983	Tallahassee	W, 17-4
Apr 22, 1983	Tallahassee	W, 14-5
Apr 10, 1984	Tallahassee	W, 6-0
Apr 11, 1984	Tallahassee	W, 13-2
May 8, 1987	Tallahassee	W, 6-2
May 9, 1987	Tallahassee	W, 14-2
May 9, 1987	Tallahassee	W, 8-3
Mar 30, 1988	Tallahassee	W, 3-2
Mar 30, 1988	Tallahassee	L, 9-10
Mar 28, 1989	Tallahassee	W, 2-1
Mar 29, 1989	Tallahassee	W, 7-0
Apr 17, 1990	Tallahassee	W, 14-3
Apr 18, 1990	Tallahassee	W, 6-3
Mar 26, 1991	Tallahassee	W, 6-2
Mar 27, 1991	Tallahassee	W, 14-5
Mar 31, 1992	Tallahassee	L, 3-4
Apr 1, 1992	Tallahassee	W, 8-1
Mar 31, 1993	Tallahassee	W, 11-2
Apr 7, 1993	Tallahassee	W, 14-1
Apr 20, 1993	Tallahassee	W, 9-0
Apr 12, 1994	Tallahassee	W, 11-0 (8)
Apr 13, 1994	Tallahassee	W, 5-4
Mar 21, 1995	Tallahassee	W, 17-1
Mar 22, 1995	Tallahassee	W, 22-7
May 3, 1995	Macon, GA	W, 18-3
Mar 5, 1996	Tallahassee	W, 10-5
Mar 6, 1996	Tallahassee	W, 14-5
Apr 1, 1997	Tallahassee	W, 11-1
Apr 2, 1997	Tallahassee	W, 12-6
Apr 30, 1997	Macon, GA	W, 9-2
Mar 31, 1998	Tallahassee	W, 13-3
Apr 1, 1998	Tallahassee	W, 11-0
Mar 30, 1999	Tallahassee	W, 14-1
Mar 28, 2000	Tallahassee	W, 15-5
Apr 3, 2001	Tallahassee	W, 15-1
Mar 26, 2002	Tallahassee	W, 11-2
Mar 7, 2006	Tallahassee	W, 8-4
May 29, 2015*	Tallahassee	W, 5-4 (10)

FSU Most Runs (Gm): 22 (1983, 1995)
FSU Widest Margin: 18-3 (1995)
MU Most Runs (Gm): 14 (1976)
MU Widest Margin: 8-3 (1949)
High-Scoring Game: 29 (FSU 22-7, 1995)
Low Scoring Game: 3 (FSU 2-1, 1989)
Longest FSU Win Streak: 22 (1992-Present)
Shutouts By: FSU 9



ALL-TIME RESULTS

MERCER-ATLANTA: 9-0

At Florida State: FSU leads 6-0
At Mercer-Atlanta: FSU leads 3-0

Apr 9, 1974	Tallahassee	W, 3-1
Apr 10, 1974	Tallahassee	W, 14-11
Mar 19, 1979	Tallahassee	W, 4-2
Feb 17, 1982	Tallahassee	W, 24-0
Feb 18, 1982	Tallahassee	W, 19-2
Feb 19, 1982	Tallahassee	W, 15-1
Mar 4, 1982	Atlanta, GA	W, 11-2
Mar 5, 1982	Atlanta, GA	W, 12-0
Mar 6, 1982	Atlanta, GA	W, 15-1

FSU Most Runs (Gm): 24 (1982)
FSU Widest Margin: 24-0 (1982)
MA Most Runs (Gm): 11 (1974)
High-Scoring Game: 25 (FSU 14-11, 1974)
Low Scoring Game: 4 (FSU 3-1, 1974)
Longest FSU Win Streak: 9 (1974-Present)
Shutouts By: FSU 2

MICHIGAN: 7-1

At Florida State: FSU leads 7-0
At Neutral: Michigan leads 1-0

Apr 3, 1959	Tallahassee	W, 11-0
Jun 13, 1962***	Omaha, NE	L, 7-10
Mar 15, 1991	Tallahassee	W, 11-6
Mar 16, 1991	Tallahassee	W, 3-0
Mar 5, 1995	Tallahassee	W, 17-6
Mar 17, 1995	Tallahassee	W, 4-3
Mar 18, 1995	Tallahassee	W, 14-4
Mar 19, 1995	Tallahassee	W, 11-2

FSU Most Runs (Gm): 17 (1995)
FSU Widest Margin: 17-6 (1995)
Michigan Most Runs (Gm): 10 (1962)
Michigan Widest Margin: 10-7 (1962)
High-Scoring Game: 23 (FSU 17-6, 1995)
Low Scoring Game: 3 (FSU 3-0, 1991)
Longest FSU Win Streak: 6 (1991-Present)
Shutouts By: FSU 2

MICHIGAN STATE: 15-6

At Florida State: FSU leads 14-5
At Neutral: Series tied 1-1

Mar 25, 1957	Tallahassee	L, 3-8
Mar 28, 1957	Tallahassee	W, 7-4
Mar 30, 1959	Tallahassee	W, 5-2
Apr 4, 1959	Tallahassee	L, 2-8
Apr 1, 1964	Tallahassee	W, 10-5
Apr 2, 1964	Tallahassee	W, 7-6
Mar 29, 1965	Tallahassee	W, 11-8
Apr 2, 1965	Tallahassee	L, 2-4
Mar 28, 1966	Tallahassee	W, 5-0
Mar 29, 1966	Tallahassee	L, 6-7
Mar 31, 1966	Tallahassee	W, 5-4
Mar 22, 1970	Miami, FL	L, 5-6
Mar 23, 1971	Miami, FL	W, 9-5
Mar 23, 1975	Tallahassee	L, 3-4
Mar 24, 1975	Tallahassee	W, 11-4
Mar 2, 2001	Tallahassee	W, 7-4
Mar 3, 2001	Tallahassee	W, 10-5
Mar 4, 2001	Tallahassee	W, 9-5
Mar 12, 2004	Tallahassee	W, 5-4
Mar 13, 2004	Tallahassee	W, 11-1
Mar 14, 2004	Tallahassee	W, 4-0

FSU Most Runs (Gm): 11 (1965, 1975, 2004)
FSU Widest Margin: 11-1 (2004)
MSU Most Runs (Gm): 8 (1957, 1959, 1965)
MSU Widest Margin: 8-2 (1959)
High-Scoring Game: 19 (FSU 11-8, 1965)
Low Scoring Game: 4 (FSU 4-0, 2004)
Longest FSU Win Streak: 7 (1975-Present)
Shutouts By: FSU 2

MIDDLE GEORGIA: 2-0

At Florida State: FSU leads 1-0
At Middle Georgia: FSU leads 1-0

Apr 23, 1948	Cochran, GA	W, 5-4
May 14, 1958	Tallahassee	W, 7-6

MILLSAPS: 1-0

At Millsaps: FSU leads 1-0

Apr 9, 1949	Jackson, MS	W, 10-8
-------------	-------------	---------

MINNESOTA: 20-1

At Florida State: FSU leads 15-0
At Minnesota: FSU leads 4-1
At Neutral: FSU leads 1-0

May 22, 1981*	Miami, FL	W, 9-5
Apr 1, 1988	Minneapolis, MN	W, 12-5
Feb 22, 1991	Tallahassee	W, 8-4
Feb 23, 1991	Tallahassee	W, 12-4
Feb 24, 1991	Tallahassee	W, 8-5
Feb 28, 1992	Minneapolis, MN	W, 3-1
Feb 18, 1994	Tallahassee	W, 15-10
Feb 19, 1994	Tallahassee	W, 9-2
Feb 20, 1994	Tallahassee	W, 12-4
Mar 4, 1995	Minneapolis, MN	W, 4-1(10)
Feb 16, 1996	Tallahassee	W, 9-7
Feb 17, 1996	Tallahassee	W, 23-11
Feb 18, 1996	Tallahassee	W, 8-2
Mar 6, 1999	Minneapolis, MN	W, 9-5
Mar 7, 2004	Minneapolis, MN	L, 1-6
Feb 24, 2006	Tallahassee	W, 5-0
Feb 25, 2006	Tallahassee	W, 12-4
Feb 26, 2006	Tallahassee	W, 8-6
May 3, 2014	Tallahassee	W, 5-4
May 3, 2014	Tallahassee	W, 3-2
May 4, 2014	Tallahassee	W, 7-1

FSU Most Runs (Gm): 23 (1996)
FSU Widest Margin: 23-11 (1996)
UM Most Runs (Gm): 11 (1996)
UM Widest Margin: 6-1 (2004)
High-Scoring Game: 34 (FSU 23-11, 1996)
Low Scoring Game: 4 (FSU 3-1, 1992)
Longest FSU Win Streak: 14 (1981-99)

MISSISSIPPI: 7-2

At Florida State: FSU leads 7-0
At Neutral: Mississippi leads 2-0

Mar 30, 1949	Tallahassee	W, 7-3
Mar 31, 1949	Tallahassee	W, 6-5
Mar 23, 1966	Tallahassee	W, 9-8
Mar 24, 1966	Tallahassee	W, 9-4
Mar 25, 1966	Tallahassee	W, 11-10
Mar 26, 1966	Tallahassee	W, 5-3
Jun 2, 1966\$	Gastonia, NC	L, 3-4
Jun 3, 1972\$	Gastonia, NC	L, 3-8
May 28, 1995*	Tallahassee	W, 13-1

FSU Most Runs (Gm): 13 (1995)
FSU Widest Margin: 13-1 (1995)
Mississippi Most Runs (Gm): 10 (1966)
Mississippi Widest Margin: 8-3 (1972)
High-Scoring Game: 21 (FSU 11-10, 1966)
Low Scoring Game: 7 (UM 4-3, 1966)
Longest FSU Win Streak: 6 (1949-66)
Longest Mississippi Win Streak: 2 (1966-72)

MISSISSIPPI COLLEGE: 11-4-1

At Florida State: FSU leads 8-2-1
At Mississippi College: FSU leads 3-2

Mar 29, 1948	Tallahassee	W, 6-0
Mar 30, 1948	Tallahassee	L, 3-13
Apr 16, 1948	Clinton, MS	W, 6-5
Apr 17, 1948	Clinton, MS	L, 6-7
Apr 8, 1949	Clinton, MS	W, 18-13
Apr 18, 1949	Tallahassee	W, 5-4
Apr 19, 1949	Tallahassee	W, 11-6
Mar 27, 1950	Tallahassee	W, 11-6
Mar 28, 1950	Tallahassee	W, 13-4

Apr 2, 1951	Tallahassee	W, 22-9
Apr 3, 1951	Tallahassee	W, 6-2
May 11, 1951	Clinton, MS	W, 10-4
May 12, 1951	Clinton, MS	L, 7-8
Mar 28, 1955	Tallahassee	T, 0-0
Apr 18, 1960	Tallahassee	W, 4-2
Apr 19, 1960	Tallahassee	L, 2-4

FSU Most Runs (Gm): 22 (1951)
FSU Widest Margin: 22-9 (1951)
MC Most Runs (Gm): 13 (1949)
MC Widest Margin: 13-3 (1948)
High-Scoring Game: 31 (FSU 18-13, 1949)
Low Scoring Game: 0 (Tied 0-0, 1955)
Longest FSU Win Streak: 8 (1949-51)
Shutouts By: FSU 2, MC 1

MISSISSIPPI STATE: 6-6

At Florida State: Series tied 2-2
At Mississippi State: MSU leads 2-1
At Neutral: FSU leads 3-2

Mar 27, 1964	Tallahassee	W, 7-1
May 27, 1965\$	Gastonia, NC	L, 3-6
May 28, 1965\$	Gastonia, NC	W, 6-2
Mar 21, 1966	Tallahassee	W, 24-2
Jun 2, 1966\$	Gastonia, NC	L, 3-4
Jun 3, 1966\$	Gastonia, NC	W, 7-0
May 30, 1970\$	Gastonia, NC	W, 5-4
May 26, 1990*	Starkville, MS	L, 8-11
May 27, 1990*	Starkville, MS	W, 11-9
May 28, 1990*	Starkville, MS	L, 3-4
Jun 2, 2007*	Tallahassee	L, 0-3
Jun 3, 2007*	Tallahassee	L, 4-9

FSU Most Runs (Gm): 24 (1966)
FSU Widest Margin: 24-2 (1966)
MSU Most Runs (Gm): 11 (1990)
MSU Widest Margin: 6-3 (1965); 11-8 (1990)
High-Scoring Game: 26 (FSU 24-2, 1966)
Low Scoring Game: 3 (MSU 3-0, 2007)
Longest FSU Win Streak: 2 (1965-66; 1966-70)
Longest MSU Win Streak: 3 (1990-Present)
Shutouts By: FSU 1, MSU 1

MISSOURI-ROLLA: 2-0

At Florida State: FSU leads 2-0

Mar 13, 1980	Tallahassee	W, 18-3
Mar 13, 1980	Tallahassee	W, 13-0

MONMOUTH: 1-0

At Florida State: FSU leads 1-0

Mar 19, 1980	Tallahassee	W, 27-2
--------------	-------------	---------

MOREHEAD STATE: 3-0

At Florida State: FSU leads 3-0

Mar 16, 1978	Tallahassee	W, 16-4
Mar 16, 1978	Tallahassee	W, 3-2
Mar 7, 1998	Tallahassee	W, 9-1

NAVY: 1-1

At Florida State: Navy leads 1-0
At Neutral: FSU leads 1-0

Mar 26, 1960	Jacksonville, FL	W, 8-4
Mar 23, 1963	Tallahassee	L, 7-8

NEBRASKA: 1-0

At Neutral: FSU leads 1-0

Mar 5, 2004	Minneapolis, MN	W, 5-3
-------------	-----------------	--------

NEW ORLEANS: 3-3

At Florida State: Series tied 3-3

May 22, 1980*	Tallahassee	W, 10-8
May 18, 1984	Tallahassee	L, 4-7
May 19, 1984	Tallahassee	W, 5-1
May 20, 1984	Tallahassee	W, 7-3
Feb 20, 1987	Tallahassee	L, 1-3
Mar 1, 1991	Tallahassee	L, 0-6



ALL-TIME RESULTS

FSU Most Runs (Gm): 10 (1980)
 FSU Widest Margin: 5-1 (1984), 7-3 (1984)
 New Orleans Most Runs (Gm): 8 (1980)
 New Orleans Widest Margin: 6-0 (1991)
 High-Scoring Game: 18 (FSU 10-8, 1980)
 Low Scoring Game: 4 (New Orleans 3-1, 1987)
 Shutouts By: New Orleans 1

NEW YORK UNIVERSITY: 2-0

At Florida State: FSU leads 2-0

Mar 25, 1970	Tallahassee	W, 6-1
Mar 27, 1970	Tallahassee	W, 4-1

NEVADA-LAS VEGAS: 4-8

At UNLV: UNLV leads 8-2
 At Neutral: FSU leads 2-0

Apr 1, 1977	Hawaii	W, 4-2
Apr 6, 1977	Hawaii	W, 4-2
Apr 20, 1978	Las Vegas, NV	L, 4-16
Apr 21, 1978	Las Vegas, NV	L, 1-3
Apr 22, 1978	Las Vegas, NV	L, 6-9
Apr 23, 1978	Las Vegas, NV	L, 6-13
Mar 10, 1983	Las Vegas, NV	W, 7-2
Mar 11, 1983	Las Vegas, NV	L, 5-6
Mar 12, 1983	Las Vegas, NV	W, 14-11
Mar 6, 1984	Las Vegas, NV	L, 9-14
Mar 7, 1984	Las Vegas, NV	L, 1-3
Mar 8, 1984	Las Vegas, NV	L, 2-6

FSU Most Runs (Gm): 14 (1983)
 FSU Widest Margin: 7-2 (1983)
 UNLV Most Runs (Gm): 16 (1978)
 UNLV Widest Margin: 16-4 (1978)
 High-Scoring Game: 24 (FSU 14-11, 1983)
 Low Scoring Game: 4 (UNLV 3-1, 1978; 3-1, 1984)
 Longest FSU Win Streak: 2 (1977)
 Longest UNLV Win Streak: 4 (1978)

NIAGARA: 10-0

At Florida State: FSU leads 10-0

Apr 5, 1974	Tallahassee	W, 4-2
Mar 28, 1975	Tallahassee	W, 16-1
Mar 31, 1975	Tallahassee	W, 7-2
Mar 31, 1975	Tallahassee	W, 10-4
Apr 14, 1976	Tallahassee	W, 13-4
Apr 14, 1976	Tallahassee	W, 4-3
Apr 15, 1976	Tallahassee	W, 15-4
Feb 14, 2014	Tallahassee	W, 13-2
Feb 15, 2014	Tallahassee	W, 4-1
Feb 16, 2014	Tallahassee	W, 13-0

FSU Most Runs (Gm): 16 (1975)
 FSU Widest Margin: 16-1 (1975)
 Niagara Most Runs (Gm): 4 (1975, 1976)
 High-Scoring Game: 19 (FSU 15-4, 1976)
 Low Scoring Game: 5 (FSU 4-1, 2014)
 Longest FSU Win Streak: 10 (1974-Present)
 Shutouts By: FSU 1

UNC ASHEVILLE: 21-1

At Florida State: FSU leads 21-1

Mar 15, 1994	Tallahassee	W, 3-0
Mar 16, 1994	Tallahassee	W, 11-2
Feb 10, 1996	Tallahassee	W, 4-2
Feb 11, 1996	Tallahassee	W, 16-8
Feb 1, 1997	Tallahassee	W, 11-2
Feb 2, 1997	Tallahassee	W, 8-5
Jan 29, 1999	Tallahassee	W, 9-2
Jan 30, 1999	Tallahassee	W, 16-3
Jan 31, 1999	Tallahassee	W, 11-3
Feb 27, 2004	Tallahassee	L, 1-2
Feb 28, 2004	Tallahassee	W, 8-0
Feb 29, 2004	Tallahassee	W, 4-1
Feb 17, 2006	Tallahassee	W, 10-0
Feb 18, 2006	Tallahassee	W, 9-1
Feb 19, 2006	Tallahassee	W, 8-2
Feb 9, 2007	Tallahassee	W, 17-8
Feb 10, 2007	Tallahassee	W, 12-6
Feb 11, 2007	Tallahassee	W, 15-1

Mar 4, 2008	Tallahassee	W, 11-4
Mar 5, 2008	Tallahassee	W, 10-5
Apr 21, 2009	Tallahassee	W, 9-2
Apr 22, 2009	Tallahassee	W, 11-10 (11)

FSU Most Runs (Gm): 17 (2007)
 FSU Widest Margin: 15-1 (2007)
 UNCA Most Runs (Gm): 8 (1996, 2007)
 UNCA Widest Margin: 2-1 (2004)
 High-Scoring Game: 25 (FSU 17-8, 2007)
 Low Scoring Game: 3 (FSU 3-0, 1994; UNCA 2-1, 2004)
 Longest FSU Win Streak: 12 (2004-Present)
 Shutouts By: FSU 3

UNC CHARLOTTE: 2-0

At Florida State: FSU leads 2-0

Mar 16, 1987	Tallahassee	W, 9-1
Mar 17, 1987	Tallahassee	W, 14-5

UNC GREENSBORO: 4-0

At Florida State: FSU leads 4-0

Mar 4, 1997	Tallahassee	W, 11-7
Mar 5, 1997	Tallahassee	W, 16-0
Mar 3, 1998	Tallahassee	W, 13-1
Mar 4, 1998	Tallahassee	W, 13-4

UNC WILMINGTON: 6-0

At Florida State: FSU leads 6-0

Mar 5, 1974	Tallahassee	W, 5-4
Mar 6, 1974	Tallahassee	W, 15-5
Mar 7, 1974	Tallahassee	W, 10-4
Feb 27, 2015	Tallahassee	W, 4-3
Feb 28, 2015	Tallahassee	W, 5-3
Mar 1, 2015	Tallahassee	W, 9-8

NORTH CENTRAL: 3-0

At Florida State: FSU leads 3-0

Mar 20, 1977	Tallahassee	W, 11-5
Mar 20, 1977	Tallahassee	W, 11-3
Mar 21, 1977	Tallahassee	W, 14-3

NORTH FLORIDA: 8-2

At Florida State: FSU leads 7-1

At North Florida: FSU leads 1-1

Mar 28, 2006	Tallahassee	W, 14-8
Feb 27, 2007	Tallahassee	W, 16-3
Mar 27, 2007	Tallahassee	W, 6-0
Apr 16, 2008	Tallahassee	W, 10-2
Mar 4, 2009	Tallahassee	L, 4-5
Apr 8, 2009	Jacksonville, FL	W, 14-6
Apr 15, 2009	Tallahassee	W, 8-7
Mar 10, 2010	Tallahassee	W, 6-2
Apr 6, 2010	Jacksonville, FL	L, 1-3
Apr 7, 2010	Tallahassee	W, 9-2

FSU Most Runs (Gm): 16 (2007)
 FSU Widest Margin: 16-3 (2007)
 UNF Most Runs (Gm): 8 (2006)
 UNF Widest Margin: 5-4 (2009)
 High-Scoring Game: 22 (FSU 14-8, 2006)
 Low Scoring Game: 6 (FSU 6-0, 2007)
 Longest FSU Win Streak: 4 (2006-08)
 Shutouts By: FSU 1

NORTH GEORGIA: 1-0

At Florida State: FSU leads 1-0

Apr 18, 2012	Tallahassee	W, 6-0
--------------	-------------	--------

NE LOUISIANA: 1-0

At Florida State: FSU leads 1-0

Mar 25, 1964	Tallahassee	W, 7-4
--------------	-------------	--------

NE ILLINOIS: 1-0

At Neutral: FSU leads 1-0

May 23, 1996*	Stanford, CA	W, 16-0
---------------	--------------	---------

NORTHERN ILLINOIS: 1-0

At Florida State: FSU leads 1-0

Apr 8, 1971	Tallahassee	W, 7-1
-------------	-------------	--------

NORTHERN IOWA: 7-0

At Florida State: FSU leads 7-0

Mar 19, 1991	Tallahassee	W, 11-2
Mar 20, 1991	Tallahassee	W, 9-0
Mar 21, 1991	Tallahassee	W, 3-0
Mar 19, 1993	Tallahassee	W, 6-0
Mar 20, 1993	Tallahassee	W, 7-4
Mar 21, 1993	Tallahassee	W, 5-2
Mar 13, 2001	Tallahassee	W, 4-3

FSU Most Runs (Gm): 11 (1991)
 FSU Widest Margin: 11-2 (1991); 9-0 (1991)
 Northern Iowa Most Runs (Gm): 4 (1993)
 High-Scoring Game: 13 (FSU 11-2, 1991)
 Low Scoring Game: 3 (FSU 3-0, 1991)
 Longest FSU Win Streak: 7 (1991-Present)
 Shutouts By: FSU 3

NORTHERN KENTUCKY: 1-0

At Florida State: FSU leads 1-0

Mar 17, 1980	Tallahassee	W, 2-0
--------------	-------------	--------

OAKLAND: 7-0

At Florida State: FSU leads 7-0

Mar 29, 1978	Tallahassee	W, 15-6
Mar 29, 1978	Tallahassee	W, 6-2
Mar 28, 1979	Tallahassee	W, 13-4
Mar 28, 1979	Tallahassee	W, 13-6
Feb 13, 2015	Tallahassee	W, 7-3
Feb 14, 2015	Tallahassee	W, 15-2
Feb 15, 2015	Tallahassee	W, 5-1

OGLETHORPE: 0-1

At Florida State: Oglethorpe leads 1-0

Apr 2, 1949	Tallahassee	L, 5-7
-------------	-------------	--------

OHIO UNIVERSITY: 1-1

At Florida State: Ohio leads 1-0

At Neutral: FSU leads 1-0

Jun 16, 1970***	Omaha, NE	W, 2-0
Mar 24, 1974	Tallahassee	L, 3-6

OHIO STATE: 6-3

At Florida State: FSU leads 4-1

At Neutral: Series tied 2-2

Mar 19, 1960	Tallahassee	L, 7-13
Jun 7, 1965***	Omaha, NE	L, 1-2
Mar 22, 1971	Miami, FL	L, 1-9
Mar 18, 1978	Tallahassee	W, 3-2
Mar 19, 1978	Tallahassee	W, 24-13
Mar 21, 1978	Tallahassee	W, 7-4
May 29, 1982*	Austin, TX	W, 8-3
Jan 31, 1998	Orlando, FL	W, 6-4
May 31, 2009*	Tallahassee	W, 37-6

FSU Most Runs (Gm): 37 (2009)
 FSU Widest Margin: 37-6 (2009)
 OSU Most Runs (Gm): 13 (1978)
 OSU Widest Margin: 9-1 (1971)
 High-Scoring Game: 43 (FSU 37-6, 2009)
 Low Scoring Game: 3 (OSU 2-1, 1965)
 Longest FSU Win Streak: 6 (1978-Present)
 Longest OSU Win Streak: 3 (1959-71)

OKLAHOMA: 2-1

At Florida State: FSU leads 1-0

At Neutral: Series tied 1-1

May 30, 1982*	Austin, TX	L, 5-6
Jun 2, 1995***	Omaha, NE	W, 3-2
May 23, 1998*	Tallahassee	W, 23-2



ALL-TIME RESULTS

OKLAHOMA STATE: 1-0

At Neutral: FSU leads 1-0

Jun 7, 1986***	Omaha, NE	W, 6-5
----------------	-----------	--------

OLD DOMINION: 2-0

At Old Dominion: FSU leads 1-0

At Neutral: FSU leads 1-0

Apr 5, 1988	Norfolk, VA	W, 6-5
May 27, 1995*	Tallahassee	W, 7-2

OLIVET: 2-0

At Florida State: FSU leads 2-0

Mar 19, 1977	Tallahassee	W, 23-0
Mar 19, 1977	Tallahassee	W, 16-1

OREGON: 2-0

At Neutral Site: FSU leads 2-0

June 5, 2010*	Norwich, CT	W, 6-4
June 6, 2010*	Norwich, CT	W, 5-3

ORAL ROBERTS: 3-0

At Florida State: FSU leads 3-0

Feb 20, 2004	Tallahassee	W, 8-3
Feb 21, 2004	Tallahassee	W, 6-4
Feb 22, 2004	Tallahassee	W, 4-3

OTTERBEIN: 7-0

At Florida State: FSU leads 7-0

Mar 26, 1976	Tallahassee	W, 12-2
Mar 26, 1976	Tallahassee	W, 10-3
Mar 21, 1980	Tallahassee	W, 18-3
Mar 21, 1980	Tallahassee	W, 15-6
Mar 19, 1981	Tallahassee	W, 11-8
Mar 19, 1981	Tallahassee	W, 9-4
Mar 19, 1982	Tallahassee	W, 10-4

FSU Most Runs (Gm): 18 (1980)
 FSU Widest Margin: 18-3 (1980)
 OU Most Runs (Gm): 8 (1981)
 High-Scoring Game: 21 (FSU 18-3, 1980; 15-6, 1980)
 Low Scoring Game: 13 (FSU 10-3, 1976; 9-4, 1981)
 Longest FSU Win Streak: 7 (1976-Present)

PARSONS: 0-2

At Florida State: Parsons leads 2-0

Apr 5, 1967	Tallahassee	L, 0-10
Apr 6, 1967	Tallahassee	L, 4-16

PENN STATE: 7-2

At Florida State: FSU leads 7-1

At Neutral: PSU leads 1-0

Jun 8, 1957***	Omaha, NE	L, 0-7
Mar 24, 1967	Tallahassee	W, 9-3
Mar 28, 1967	Tallahassee	L, 6-7
Mar 23, 1968	Tallahassee	W, 10-8
Mar 26, 1969	Tallahassee	W, 7-2
Mar 25, 1969	Tallahassee	W, 4-3
Mar 26, 1969	Tallahassee	W, 8-1
Mar 27, 1969	Tallahassee	W, 6-0
Mar 28, 1969	Tallahassee	W, 8-4

FSU Most Runs (Gm): 10 (1968)
 FSU Widest Margin: 8-1 (1969)
 PSU Most Runs (Gm): 8 (1968)
 PSU Widest Margin: 7-0 (1957)
 High-Scoring Game: 18 (FSU 10-8, 1968)
 Low Scoring Game: 6 (FSU 6-0, 1969)
 Longest FSU Win Streak: 6 (1968-Present)
 Shutouts By: FSU 1, PSU 1

PENSACOLA NAVY: 3-0

At Florida State: FSU leads 3-0

Apr 30, 1965	Tallahassee	W, 10-1
May 1, 1965	Tallahassee	W, 12-2

May 24, 1965	Tallahassee	W, 10-2
--------------	-------------	---------

PRESBYTERIAN: 2-0

At Florida State: FSU leads 2-0

Mar 5, 2013	Tallahassee	W, 9-2
Mar 6, 2013	Tallahassee	W, 10-4

PROVIDENCE: 1-0

At Florida State: FSU leads 1-0

May 30, 1999*	Tallahassee	W, 14-3
---------------	-------------	---------

PURDUE: 0-1

At Florida State: Purdue leads 1-0

Mar 11, 1993	Tallahassee	L, 1-11
--------------	-------------	---------

RHODE ISLAND: 6-0

At Florida State: FSU leads 6-0

Apr 27, 2012	Tallahassee	W, 17-6
Apr 28, 2012	Tallahassee	W, 2-0
Apr 29, 2012	Tallahassee	W, 6-5
Feb 15, 2013	Tallahassee	W, 11-5
Feb 16, 2013	Tallahassee	W, 6-2
Feb 17, 2013	Tallahassee	W, 8-6 (10)

RICE: 2-1

At Florida State: FSU leads 2-1

Mar 3, 1989	Tallahassee	L, 3-4
Mar 4, 1989	Tallahassee	W, 6-0
Mar 5, 1989	Tallahassee	W, 3-0

RICHMOND: 20-0

At Florida State: FSU leads 19-0

At Neutral: FSU leads 1-0

Jun 2, 1972\$	Gastonia, NC	W, 10-5
Mar 12, 1986	Tallahassee	W, 12-4
Mar 13, 1986	Tallahassee	W, 14-4
Mar 14, 1986	Tallahassee	W, 16-1
Mar 15, 1986	Tallahassee	W, 13-3
Feb 29, 1988	Tallahassee	W, 7-1
Mar 1, 1988	Tallahassee	W, 11-4
Mar 2, 1988	Tallahassee	W, 6-1
Mar 7, 1989	Tallahassee	W, 6-0
Mar 8, 1989	Tallahassee	W, 12-3
Mar 9, 1989	Tallahassee	W, 3-2 (13)
Mar 5, 1990	Tallahassee	W, 7-1
Mar 6, 1990	Tallahassee	W, 12-3
Mar 7, 1990	Tallahassee	W, 13-1
Mar 12, 1991	Tallahassee	W, 10-3
Mar 13, 1991	Tallahassee	W, 6-2
Mar 14, 1991	Tallahassee	W, 12-4
Mar 9, 1992	Tallahassee	W, 2-1
Mar 10, 1992	Tallahassee	W, 5-1
Mar 11, 1992	Tallahassee	W, 8-2

FSU Most Runs (Gm): 16 (1986)
 FSU Widest Margin: 16-1 (1986)
 UR Most Runs (Gm): 5 (1972)
 High-Scoring Game: 17 (FSU 16-1, 1986)
 Low Scoring Game: 3 (FSU 2-1, 1992)
 Longest FSU Win Streak: 20 (1972-Present)
 Shutouts By: FSU 1

RIDER COLLEGE: 3-0

At Florida State: FSU leads 3-0

Mar 26, 1970	Tallahassee	W, 8-1
Mar 27, 1974	Tallahassee	W, 6-1
May 25, 1989*	Tallahassee	W, 13-7

RIPON: 2-0

At Florida State: FSU leads 2-0

Mar 16, 1981	Tallahassee	W, 7-1
Mar 16, 1981	Tallahassee	W, 12-1

ROLLINS: 12-11

At Florida State: Series tied 6-6

At Rollins: FSU leads 6-5

Apr 9, 1948	Tallahassee	L, 5-20
Apr 10, 1948	Tallahassee	L, 5-8
May 21, 1948	Winter Park, FL	L, 5-8
May 22, 1948	Winter Park, FL	L, 2-8
Mar 31, 1950	Tallahassee	L, 2-14
Apr 1, 1950	Tallahassee	L, 4-6
Apr 5, 1951	Winter Park, FL	W, 9-3
Apr 6, 1951	Winter Park, FL	W, 9-2
May 9, 1952	Tallahassee	W, 2-1
May 10, 1952	Tallahassee	L, 2-9
Apr 3, 1953	Winter Park, FL	L, 0-4
Apr 4, 1953	Winter Park, FL	L, 2-4
Apr 12, 1955	Winter Park, FL	W, 7-2
Apr 13, 1955	Winter Park, FL	L, 3-9
May 11, 1956	Tallahassee	L, 7-9
May 12, 1956	Tallahassee	W, 9-0
May 2, 1957	Winter Park, FL	W, 5-0
May 9, 1958	Tallahassee	W, 7-1
May 10, 1958	Tallahassee	W, 7-6
Mar 4, 1972	Winter Park, FL	W, 2-0
Mar 5, 1972	Winter Park, FL	W, 11-6
Apr 5, 1973	Tallahassee	W, 12-0
Apr 6, 1973	Tallahassee	W, 5-0

FSU Most Runs (Gm): 12 (1973)
 FSU Widest Margin: 12-0 (1973)
 RU Most Runs (Gm): 20 (1948)
 RU Widest Margin: 20-5 (1948)
 High-Scoring Game: 25 (RU 20-5, 1948)
 Low Scoring Game: 2 (FSU 2-0, 1972)
 Longest FSU Win Streak: 8 (1956-Present)
 Longest RU Win Streak: 6 (1948-50)
 Shutouts By: FSU 5, RU 1

ROSE-HULMAN: 4-0

At Florida State: FSU leads 4-0

Mar 6, 1978	Tallahassee	W, 17-0
Mar 6, 1978	Tallahassee	W, 6-5
Mar 7, 1978	Tallahassee	W, 7-3
Mar 7, 1978	Tallahassee	W, 13-1

RUTGERS: 2-0

At Florida State: FSU leads 2-0

Mar 31, 1966	Tallahassee	W, 18-10
May 31, 2003*	Tallahassee	W, 17-7

SAMFORD: 18-1

At Florida State: FSU leads 18-1

Feb 14, 1985	Tallahassee	W, 14-7
Feb 15, 1985	Tallahassee	W, 18-10
Mar 13, 1985	Tallahassee	L, 2-5
Mar 14, 1985	Tallahassee	W, 20-4
Feb 18, 1986	Tallahassee	W, 9-6
Feb 19, 1986	Tallahassee	W, 9-1
Mar 10, 1986	Tallahassee	W, 19-2
Mar 11, 1986	Tallahassee	W, 15-5
Feb 6, 1987	Tallahassee	W, 15-1
Feb 7, 1987	Tallahassee	W, 9-1
Feb 17, 1987	Tallahassee	W, 4-1
Feb 18, 1987	Tallahassee	W, 7-2
Mar 11, 1988	Tallahassee	W, 19-3
Mar 12, 1988	Tallahassee	W, 12-3
Mar 13, 1988	Tallahassee	W, 7-2
Mar 14, 1989	Tallahassee	W, 18-2
Mar 15, 1989	Tallahassee	W, 14-0
Jun 2, 2012*	Tallahassee	W, 8-1
Jun 3, 2012*	Tallahassee	W, 5-2

FSU Most Runs (Gm): 20 (1985)
 FSU Widest Margin: 20-4 (1985), 19-3 (1988), 18-2 (1989)
 SU Most Runs (Gm): 10 (1985)
 SU Widest Margin: 5-2 (1985)
 High-Scoring Game: 28 (FSU 18-10, 1985)
 Low Scoring Game: 5 (FSU 4-1, 1987)
 Longest FSU Win Streak: 16 (1985-Present)
 Shutouts By: FSU 1



ALL-TIME RESULTS

SANTA CLARA: 1-1

At Neutral: Series tied 1-1

Jun 11, 1962***	Omaha, NE	W, 5-1
Jun 14, 1962***	Omaha, NE	L, 6-11

SAVANNAH STATE: 7-1

At Florida State: FSU leads 7-1

Apr 28, 2006	Tallahassee	W, 11-0
Apr 29, 2006	Tallahassee	W, 9-2
Apr 30, 2006	Tallahassee	L, 2-10
May 9, 2008	Tallahassee	W, 23-4 (7)
May 10, 2008	Tallahassee	W, 19-2 (7)
May 11, 2008	Tallahassee	W, 24-4 (7)
May 12, 2008	Tallahassee	W, 10-0 (7)
May 31, 2013*	Tallahassee	W, 10-0

FSU Most Runs (Gm): 23 (2008)
FSU Widest Margin: 23-4 (2008)
SSU Most Runs (Gm): 10 (2006)
SSU Widest Margin: 10-2 (2006)
High Scoring Game: 27 (FSU 23-4, 2008)
Low Scoring Game: 10 (FSU 10-0, 2008 & 2013)
Longest FSU Win Streak: 5 (2008-Present)
Shutouts By: FSU 3

SETON HALL: 0-1

At Neutral: Seton Hall leads 1-0

Jun 8, 1975***	Omaha, NE	L, 0-11
----------------	-----------	---------

SIENA: 9-0

At Florida State: FSU leads 8-0
 At Neutral: FSU leads 1-0

Mar 8, 2000	Daytona Beach, FL	W, 9-2
Feb 22, 2002	Tallahassee	W, 10-2
Feb 28, 2002	Tallahassee	W, 5-4 (10)
Mar 4, 2003	Tallahassee	W, 13-8
Mar 5, 2003	Tallahassee	W, 14-5
Mar 6, 2003	Tallahassee	W, 6-1
Mar 2, 2007	Tallahassee	W, 14-4
Mar 3, 2007	Tallahassee	W, 8-3
Mar 4, 2007	Tallahassee	W, 22-3

FSU Most Runs (Gm): 22 (2007)
FSU Widest Margin: 22-3 (2007)
Siena Most Runs (Gm): 8 (2003)
High-Scoring Game: 25 (FSU 22-3, 2007)
Low Scoring Game: 7 (FSU 6-1, 2003)
Longest FSU Win Streak: 9 (2000-Present)

SOUTH ALABAMA: 36-26-1

At Florida State: FSU leads 25-15-1
 At South Alabama: FSU leads 11-10
 At Neutral: USA leads 1-0

May 17, 1969	Tallahassee	W, 5-4
May 17, 1969	Tallahassee	W, 4-0
Apr 10, 1970	Mobile, AL	W, 8-4
Apr 11, 1970	Mobile, AL	W, 4-0
Apr 12, 1970	Tallahassee	W, 11-0
Apr 24, 1970	Tallahassee	W, 9-0
Apr 25, 1970	Tallahassee	L, 3-5
Apr 25, 1970	Tallahassee	T, 2-2
Apr 24, 1971	Tallahassee	W, 9-7
Apr 24, 1971	Tallahassee	L, 4-5
Apr 25, 1971	Tallahassee	W, 9-4
May 8, 1971	Mobile, AL	W, 7-3
Apr 22, 1972	Tallahassee	L, 2-9
Apr 22, 1972	Tallahassee	L, 2-5
Apr 23, 1972	Tallahassee	L, 4-6
May 13, 1972	Mobile, AL	W, 6-4
May 13, 1972	Mobile, AL	W, 3-1
May 14, 1972	Mobile, AL	L, 0-10
Jun 1, 1972§	Gastonia, NC	L, 5-6
Apr 8, 1973	Tallahassee	L, 3-11
Apr 8, 1973	Tallahassee	W, 4-3
May 12, 1973	Mobile, AL	L, 5-8
May 12, 1973	Mobile, AL	L, 3-4
May 13, 1973	Mobile, AL	L, 2-3
Apr 8, 1975	Tallahassee	W, 4-2

Apr 8, 1975	Tallahassee	L, 4-8
Apr 9, 1975	Tallahassee	W, 5-4
May 7, 1975	Mobile, AL	W, 7-1
Apr 17, 1976	Mobile, AL	W, 9-4
Apr 17, 1976	Mobile, AL	L, 0-1
Apr 18, 1976	Mobile, AL	L, 2-3
Apr 24, 1976	Tallahassee	W, 21-6
Mar 26, 1978	Tallahassee	L, 5-16
Mar 26, 1978	Tallahassee	L, 2-9
Apr 4, 1978	Tallahassee	W, 5-4
Apr 4, 1978	Tallahassee	W, 7-3
May 27, 1983*	Tallahassee	W, 8-2
Apr 19, 1984	Tallahassee	L, 4-12
Apr 20, 1984	Tallahassee	L, 3-9
Apr 30, 1984	Mobile, AL	L, 7-8
Mar 27, 1985	Tallahassee	W, 15-12
May 2, 1985	Mobile, AL	W, 8-0
May 2, 1985	Mobile, AL	W, 12-10
Mar 24, 1986	Mobile, AL	L, 5-12
Mar 25, 1986	Mobile, AL	W, 13-4
Mar 26, 1986	Tallahassee	W, 14-4
Mar 27, 1986	Tallahassee	W, 13-9
Mar 19, 1987	Mobile, AL	L, 3-7
Apr 16, 1987	Tallahassee	W, 9-4
May 23, 1987*	Tallahassee	W, 12-3
May 24, 1987*	Tallahassee	L, 3-6
May 24, 1987*	Tallahassee	W, 9-2
Apr 6, 1988	Mobile, AL	W, 11-7
Apr 22, 1988	Tallahassee	W, 13-11
Apr 5, 1990	Tallahassee	W, 3-2
Apr 2, 1991	Mobile, AL	L, 5-6 (15)
May 26, 1995*	Tallahassee	W, 7-2
Apr 16, 2002	Tallahassee	L, 5-6 (10)
May 31, 2003*	Tallahassee	L, 6-8
Jun 1, 2003*	Tallahassee	W, 13-5
Jun 1, 2003*	Tallahassee	W, 12-2
May 16, 2006	Tallahassee	L, 2-7 (11)
Apr 16, 2013	Tallahassee	W, 2-0

FSU Most Runs (Gm): 21 (1976)
FSU Widest Margin: 21-6 (1976)
USA Most Runs (Gm): 12 (1984, 1986)
USA Widest Margin: 10-0 (1972)
High-Scoring Game: 27 (FSU 21-6, 1976)
Low Scoring Game: 2 (FSU 2-0, 2013)
Longest FSU Win Streak: 5 (1969-70)
Longest USA Win Streak: 3 (1972-72; 1973-73)
Shutouts By: FSU 5, USA 2

SOUTH CAROLINA: 19-10

At Florida State: FSU leads 15-6
 At South Carolina: Series tied 4-4

Apr 4, 1969	Tallahassee	W, 4-3
Mar 26, 1974	Tallahassee	L, 1-4
Mar 26, 1974	Tallahassee	L, 0-1
Mar 20, 1981	Tallahassee	W, 9-8
Mar 21, 1981	Tallahassee	L, 5-8
Mar 22, 1981	Tallahassee	W, 12-6
Apr 17, 1981	Columbia, SC	W, 7-5
Apr 19, 1981	Columbia, SC	L, 3-9
May 10, 1984	Tallahassee	L, 3-4
May 13, 1984	Tallahassee	W, 11-10
May 11, 1985	Tallahassee	W, 7-5
May 12, 1985	Tallahassee	W, 11-5
May 10, 1986	Tallahassee	L, 5-8
May 11, 1986	Tallahassee	W, 3-0
May 12, 1986	Tallahassee	W, 7-2
May 15, 1987	Tallahassee	W, 9-5
May 20, 1988	Tallahassee	W, 9-3
May 21, 1988	Tallahassee	W, 9-1
Mar 17, 1989	Columbia, SC	W, 6-5
Mar 18, 1989	Columbia, SC	L, 3-4
Mar 19, 1989	Columbia, SC	L, 4-5 (10)
Apr 20, 1990	Tallahassee	W, 9-6
Apr 21, 1990	Tallahassee	L, 5-6
Apr 22, 1990	Tallahassee	W, 6-3
Apr 5, 1991	Columbia, SC	W, 4-2
Apr 6, 1991	Columbia, SC	W, 7-3
Apr 7, 1991	Columbia, SC	L, 4-9
May 16, 1991	Tallahassee	W, 17-0
May 18, 1991	Tallahassee	W, 10-9 (10)

FSU Most Runs (Gm): 17 (1991)

FSU Widest Margin: 17-0 (1991)
USC Most Runs (Gm): 10 (1984)
USC Widest Margin: 9-4 (1991)
High-Scoring Game: 21 (FSU 11-10, 1984)
Low Scoring Game: 1 (USC 1-0, 1974)
Longest FSU Win Streak: 6 (1986-88)
Shutouts By: FSU 2, USC 1

USF: 72-16

At Florida State: FSU leads 47-4
 At USF: FSU leads 25-12

Apr 11, 1969	Tallahassee	W, 7-3
Apr 12, 1969	Tallahassee	W, 5-2
Apr 17, 1970	Tampa, FL	W, 7-0
Apr 18, 1970	Tampa, FL	W, 8-0
Apr 26, 1971	Tallahassee	W, 10-6
Apr 27, 1971	Tallahassee	W, 4-3
Mar 21, 1972	Tampa, FL	L, 3-4
Mar 22, 1972	Tampa, FL	W, 6-2
Mar 1, 1972	Tampa, FL	W, 11-5
Mar 2, 1972	Tampa, FL	L, 7-8
Apr 26, 1974	Tallahassee	W, 2-1
Apr 27, 1974	Tallahassee	W, 9-8
Apr 11, 1976	Tallahassee	W, 6-1
Apr 11, 1976	Tallahassee	W, 4-0
Apr 20, 1977	Tallahassee	W, 5-0
Apr 21, 1977	Tallahassee	W, 8-6
Mar 4, 1978	Tallahassee	W, 7-4
Mar 5, 1978	Tallahassee	W, 2-0
Mar 31, 1978	Tampa, FL	W, 5-1
Mar 31, 1978	Tampa, FL	W, 8-3
Mar 20, 1979	Tampa, FL	W, 6-4
Mar 21, 1979	Tampa, FL	W, 12-4
Apr 21, 1979	Tallahassee	W, 3-1
Apr 22, 1979	Tallahassee	W, 10-1
Apr 11, 1980	Tampa, FL	W, 12-0
Apr 11, 1980	Tampa, FL	W, 3-1
Apr 12, 1980	Tampa, FL	W, 14-3
Apr 25, 1980	Tallahassee	W, 10-4
Apr 26, 1980	Tallahassee	W, 17-0
Apr 26, 1980	Tallahassee	W, 5-4
Apr 22, 1981	Tampa, FL	L, 0-2
Apr 22, 1981	Tampa, FL	W, 7-3
Apr 23, 1981	Tampa, FL	W, 7-6
Apr 25, 1981	Tallahassee	W, 8-2
Apr 25, 1981	Tallahassee	W, 8-0
Apr 26, 1981	Tallahassee	W, 14-5
Feb 18, 1983	Tampa, FL	L, 10-11
Feb 19, 1983	Tampa, FL	W, 5-2
Feb 20, 1983	Tampa, FL	L, 1-4
Apr 1, 1983	Tallahassee	W, 7-6
Apr 2, 1983	Tallahassee	W, 9-4
Apr 3, 1983	Tallahassee	W, 12-2
Feb 3, 1984	Tallahassee	W, 7-6
Feb 10, 1984	Tampa, FL	W, 4-3
Feb 11, 1984	Tampa, FL	W, 10-6
Feb 12, 1984	Tampa, FL	W, 10-8
Mar 16, 1984	Tallahassee	W, 3-2
Mar 17, 1984	Tallahassee	L, 6-8
Mar 18, 1984	Tallahassee	L, 3-6
Feb 9, 1984	Tallahassee	W, 11-5
Feb 10, 1984	Tallahassee	W, 8-2
Feb 9, 1985	Tallahassee	W, 11-5
Feb 10, 1985	Tallahassee	W, 8-2
Mar 9, 1985	Tampa, FL	W, 10-7
Mar 10, 1985	Tampa, FL	L, 5-6
Mar 9, 1985	Tampa, FL	W, 10-7
Mar 10, 1985	Tampa, FL	L, 5-6
Mar 1, 1986	Tallahassee	W, 9-3
Mar 2, 1986	Tallahassee	W, 8-7
Mar 4, 1986	Tampa, FL	W, 9-8
Mar 5, 1986	Tampa, FL	L, 3-6
May 24, 1986*	Tallahassee	W, 11-7
Mar 8, 1987	Tallahassee	W, 13-4
Mar 8, 1987	Tallahassee	L, 4-5
Mar 10, 1987	Tampa, FL	L, 2-5
Mar 11, 1987	Tampa, FL	W, 17-1
Mar 5, 1988	Tallahassee	W, 6-4
Mar 6, 1988	Tallahassee	W, 4-2
Mar 8, 1988	Tampa, FL	W, 4-1
Mar 9, 1988	Tampa, FL	L, 3-6
Feb 25, 1989	Tallahassee	L, 0-10
Feb 26, 1989	Tallahassee	W, 8-7



ALL-TIME RESULTS

Feb 28, 1989	Tampa, FL	L, 5-6
Mar 1, 1989	Tampa, FL	L, 3-14
May 26, 1989*	Tallahassee	W, 8-1
May 27, 1993*	Tallahassee	W, 4-2
May 24, 1997*	Tallahassee	W, 6-5
Mar 9, 1998	Tampa, FL	W, 8-4
Mar 2, 1999	Tallahassee	W, 5-2
Mar 14, 2000	Tallahassee	W, 18-7
Jun 2, 2002*	Tallahassee	W, 13-6
Feb 23, 2013	Tallahassee	W, 14-3 (8)
Feb 24, 2013	Tallahassee	W, 8-0
Feb 24, 2013	Tallahassee	W, 5-2
Mar 4, 2014	Tampa, FL	W, 5-1
Mar 5, 2014	Tampa, FL	W, 4-1
Mar 3, 2015	Tallahassee	W, 24-1
Mar 4, 2015	Tallahassee	W, 7-3

FSU Most Runs (Gm): 24 (2015)
FSU Widest Margin: 24-1 (2015)
USF Most Runs (Gm): 14 (1989)
USF Widest Margin: 14-3 (1989)
High-Scoring Game: 25 (FSU 18-7, 2000; FSU 24-1, 2015)
Low Scoring Game: 2 (FSU 2-0, 1978)
Longest FSU Win Streak: 20 (1974-80)
Longest USF Win Streak: 2 (four times, last 1989)
Shutouts By: FSU 8, USF 2

SE LOUISIANA: 1-1

At Florida State: Series tied 1-1

Mar 27, 1953	Tallahassee	L, 1-6
Mar 28, 1953	Tallahassee	W, 5-4

SE MISSOURI STATE: 3-0

At Florida State: FSU leads 3-0

Mar 8, 1982	Tallahassee	W, 19-2
Mar 12, 1994	Tallahassee	W, 15-3
Mar 13, 1994	Tallahassee	W, 13-3

SOUTHERN UNIVERSITY: 2-0

At Florida State: FSU leads 2-0

Feb 22, 1982	Tallahassee	W, 12-10
Feb 23, 1982	Tallahassee	W, 21-6

SOUTHERN CALIFORNIA: 2-6

At Neutral: USC leads 6-2

Jun 12, 1963***	Omaha, NE	L, 3-4
Jun 18, 1970***	Omaha, NE	L, 1-2
Apr 2, 1977	Hawaii	L, 5-16
Apr 5, 1977	Hawaii	W, 3-2
Jun 6, 1995***	Omaha, NE	L, 11-16
Feb 24, 1996	Anaheim, CA	L, 8-10
Jun 10, 2000***	Omaha, NE	L, 4-6
Jun 14, 2000***	Omaha, NE	W, 3-2

FSU Most Runs (Gm): 11 (1995)
FSU Widest Margin: 3-2 (1977, 2000)
USC Most Runs (Gm): 16 (1977, 1995)
USC Widest Margin: 16-5 (1977)
High-Scoring Game: 27 (USC 16-11, 1995)
Low Scoring Game: 3 (USC 2-1, 1970)
Longest USC Win Streak: 3 (1963-77; 1995-00)

SOUTHERN ILLINOIS: 6-1

At Florida State: FSU leads 6-1

Mar 29, 1968	Tallahassee	W, 6-0
Mar 30, 1968	Tallahassee	W, 8-4
Apr 1, 1968	Tallahassee	W, 5-3
Mar 28, 1969	Tallahassee	L, 0-1
Mar 29, 1969	Tallahassee	W, 3-1
Mar 29, 1969	Tallahassee	W, 5-4
Mar 28, 1970	Tallahassee	W, 6-1

FSU Most Runs (Gm): 8 (1968)
FSU Widest Margin: 6-0 (1968)
SIU Most Runs (Gm): 4 (1968, 1969)
SIU Widest Margin: 1-0 (1969)
High-Scoring Game: 12 (FSU 8-4, 1968)
Low Scoring Game: 1 (SIU 1-0, 1969)
Longest FSU Win Streak: 3 (1968-68; 1969-Present)

Shutouts By: FSU 1, SIU 1

SOUTHERN MISSISSIPPI: 38-12

At Florida State: FSU leads 28-4
At Southern Miss: FSU leads 10-8

Feb 12, 1982	Tallahassee	W, 8-4
Feb 27, 1982	Tallahassee	W, 16-7
Feb 28, 1982	Tallahassee	W, 20-1
Feb 12, 1983	Tallahassee	W, 4-2
Feb 12, 1983	Tallahassee	W, 4-2
Feb 12, 1983	Tallahassee	W, 14-7
Mar 13, 1984	Tallahassee	W, 7-5
Mar 14, 1984	Tallahassee	L, 8-9
Mar 15, 1984	Tallahassee	W, 12-6
May 1, 1984	Hattiesburg, MS	W, 9-3
May 2, 1984	Hattiesburg, MS	W, 11-2
May 3, 1984	Hattiesburg, MS	W, 16-6
Feb 16, 1985	Tallahassee	W, 20-1
Feb 16, 1985	Tallahassee	W, 10-4
Feb 17, 1985	Tallahassee	W, 24-3
Mar 23, 1985	Hattiesburg, MS	W, 17-6
Mar 23, 1985	Hattiesburg, MS	W, 6-0
Mar 24, 1985	Hattiesburg, MS	L, 4-6
Feb 15, 1986	Tallahassee	W, 7-6
Feb 15, 1986	Tallahassee	W, 2-0
Feb 16, 1986	Tallahassee	W, 14-6
Mar 22, 1986	Hattiesburg, MS	L, 1-5
Mar 22, 1986	Hattiesburg, MS	W, 2-0
Mar 23, 1986	Hattiesburg, MS	W, 13-9
Feb 28, 1987	Tallahassee	W, 7-2
Feb 28, 1987	Tallahassee	W, 10-4
Mar 1, 1987	Tallahassee	L, 8-11
Mar 21, 1987	Hattiesburg, MS	L, 1-3
Mar 21, 1987	Hattiesburg, MS	W, 4-2
Mar 22, 1987	Hattiesburg, MS	W, 13-9
May 16, 1987	Tallahassee	W, 5-1
Feb 26, 1988	Tallahassee	W, 6-3
Feb 27, 1988	Tallahassee	W, 18-11
Feb 28, 1988	Tallahassee	L, 5-6
Mar 19, 1988	Hattiesburg, MS	L, 4-5
Mar 19, 1988	Hattiesburg, MS	L, 1-2
Mar 20, 1988	Hattiesburg, MS	L, 7-9
Mar 31, 1989	Tallahassee	W, 10-2
Apr 1, 1989	Tallahassee	W, 6-2
Apr 2, 1989	Tallahassee	W, 7-2
May 19, 1989	Tallahassee	W, 14-7
May 20, 1989	Tallahassee	W, 6-5 (12)
Mar 23, 1990	Hattiesburg, MS	W, 7-0
Mar 24, 1990	Hattiesburg, MS	L, 3-6
Mar 25, 1990	Hattiesburg, MS	L, 3-6
May 19, 1990	Tallahassee	W, 5-1
Mar 22, 1991	Tallahassee	W, 8-4
Mar 23, 1991	Tallahassee	W, 5-0
Mar 24, 1991	Tallahassee	W, 6-4
May 17, 1991	Tallahassee	L, 1-3

FSU Most Runs (Gm): 20 (1982, 1985)
FSU Widest Margin: 20-1 (1982, 1985)
SM Most Runs (Gm): 11 (1988)
SM Widest Margin: 7-2 (1987)
High-Scoring Game: 29 (FSU 18-11, 1988)
Low Scoring Game: 4 (SM 3-1, 1991)
Longest FSU Win Streak: 9 (1984-85)
Longest SM Win Streak: 4 (1988-88)
Shutouts By: FSU 5

SW LOUISIANA: 6-0

At Florida State: FSU leads 5-0
At SW Louisiana: FSU leads 1-0

Feb 28, 1976	Tallahassee	W, 3-2
Feb 29, 1976	Tallahassee	W, 13-10
Mar 31, 1983	Tallahassee	W, 4-3
May 6, 1983	Hammond, LA	W, 3-0
Apr 21, 1998	Tallahassee	W, 14-4
Apr 22, 1998	Tallahassee	W, 13-1

SPRINGFIELD: 4-0

At Florida State: FSU leads 4-0

Mar 21, 1967	Tallahassee	W, 3-1
Mar 22, 1967	Tallahassee	W, 6-5
Mar 25, 1968	Tallahassee	W, 10-9

Mar 27, 1968	Tallahassee	W, 18-0
--------------	-------------	---------

SPRING HILL: 4-0

At Florida State: FSU leads 4-0

Apr 4, 1966	Tallahassee	W, 18-3
Apr 5, 1966	Tallahassee	W, 13-6
Apr 26, 1966	Tallahassee	W, 3-2
Apr 27, 1966	Tallahassee	W, 14-2

ST. BONAVENTURE: 1-0

At Neutral: FSU leads 1-0

Mar 11, 1997	Daytona Beach, FL	W, 12-6
--------------	-------------------	---------

ST. FRANCIS: 3-1

At Florida State: FSU leads 3-1

Mar 13, 1979	Tallahassee	W, 4-1
Mar 13, 1979	Tallahassee	L, 2-5
Mar 15, 1979	Tallahassee	W, 14-5
Mar 15, 1979	Tallahassee	W, 8-1

SAINT JOSEPH'S: 14-0

At Florida State: FSU leads 12-0
At Neutral: FSU leads 2-0

Mar 6, 1972	Tallahassee	W, 14-1
Mar 7, 1972	Tallahassee	W, 12-6
Mar 8, 1972	Tallahassee	W, 8-1
Mar 10, 1973	Tallahassee	W, 9-0
Mar 11, 1973	Tallahassee	W, 9-4
Mar 11, 1998	Daytona Beach, FL	W, 16-1
Mar 7, 2000	Daytona Beach, FL	W, 15-2
Mar 6, 2001	Tallahassee	W, 16-4
Mar 7, 2001	Tallahassee	W, 6-0
Mar 11, 2003	Tallahassee	W, 11-5
Mar 12, 2003	Tallahassee	W, 14-0
Feb 18, 2005	Tallahassee	W, 12-1
Feb 19, 2005	Tallahassee	W, 11-1
Feb 20, 2005	Tallahassee	W, 10-7

FSU Most Runs (Gm): 16 (1998, 2001)
FSU Widest Margin: 16-1 (1998)
SJ Most Runs (Gm): 7 (2005)
High-Scoring Game: 20 (FSU 16-4, 2001)
Low Scoring Game: 6 (FSU 6-0, 2001)
Longest FSU Win Streak: 14 (1972-Present)
Shutouts By: FSU 3

ST. LEO: 29-4

At Florida State: FSU leads 21-1
At St. Leo: FSU leads 8-3

Mar 9, 1969	Saint Leo, FL	L, 2-3
Apr 23, 1969	Tallahassee	W, 6-2
Mar 13, 1970	Tallahassee	W, 6-1
Mar 14, 1970	Tallahassee	W, 5-4
Apr 19, 1970	Saint Leo, FL	W, 8-3
Mar 5, 1971	Tallahassee	W, 9-8
Mar 6, 1971	Tallahassee	W, 7-6
Mar 24, 1971	Saint Leo, FL	W, 14-2
Mar 23, 1972	Saint Leo, FL	W, 8-7
Apr 14, 1972	Tallahassee	W, 12-10
Apr 15, 1972	Tallahassee	W, 15-1
Mar 27, 1973	Saint Leo, FL	W, 7-4
Apr 13, 1973	Tallahassee	W, 3-0
Apr 14, 1973	Tallahassee	W, 11-0
Feb 25, 1975	Saint Leo, FL	W, 1-0
Feb 26, 1975	Saint Leo, FL	W, 10-4
Mar 20, 1975	Tallahassee	W, 4-0
Mar 20, 1975	Tallahassee	W, 7-2
Mar 20, 1976	Tallahassee	W, 8-0
Mar 21, 1976	Tallahassee	W, 7-1
Feb 26, 1977	Tallahassee	W, 9-2
Apr 10, 1977	Tallahassee	W, 9-5
Apr 11, 1977	Tallahassee	W, 9-1
Mar 11, 1978	Tallahassee	W, 11-6
Mar 12, 1978	Tallahassee	W, 7-3
Apr 2, 1978	Saint Leo, FL	W, 8-4
Apr 2, 1978	Saint Leo, FL	L, 3-4
Mar 10, 1979	Tallahassee	W, 18-2
Mar 11, 1979	Tallahassee	W, 5-2
Apr 1, 1979	Saint Leo, FL	W, 11-5



ALL-TIME RESULTS

Apr 1, 1979	Saint Leo, FL	L, 1-5
Feb 28, 1985	Tallahassee	W, 16-2
May 6, 1998	Tallahassee	L, 8-11

FSU Most Runs (Gm): 18 (1979)
FSU Widest Margin: 18-2 (1979)
SL Most Runs (Gm): 11 (1998)
SL Widest Margin: 5-1 (1979)
High-Scoring Game: 22 (FSU 12-10, 1972)
Low Scoring Game: 3 (FSU 3-0, 1973)
Longest FSU Win Streak: 25 (1969-78)
Shutouts By: FSU 5

SAINT LOUIS: 1-1

At Florida State: FSU leads 1-0
At Neutral: St. Louis leads 1-0

Jun 9, 1965***	Omaha, NE	L, 3-5
May 14, 1981	Tallahassee	W, 15-3

ST. XAVIER: 2-0

At Florida State: FSU leads 2-0

Mar 22, 1982	Tallahassee	W, 11-0
Mar 28, 1983	Tallahassee	W, 7-4

STANFORD: 11-9

At Florida State: FSU leads 6-3
At Stanford: Stanford leads 4-3
At Neutral: Series tied 2-2

May 23, 1992*	Tallahassee	W, 9-4
May 25, 1996*	Stanford, CA	W, 5-4
Jun 14, 1999***	Omaha, NE	L, 6-10
Jun 17, 1999***	Omaha, NE	W, 8-6
Jun 18, 1999***	Omaha, NE	W, 14-11
Feb 11, 2000	Tallahassee	W, 11-4
Feb 12, 2000	Tallahassee	L, 6-8
Feb 13, 2000	Tallahassee	W, 13-1
Feb 9, 2001	Stanford, CA	L, 2-6
Feb 10, 2001	Stanford, CA	L, 2-5
Feb 11, 2001	Stanford, CA	L, 2-8
Feb 8, 2002	Tallahassee	L, 3-9
Feb 9, 2002	Tallahassee	L, 11-15
Feb 10, 2002	Tallahassee	W, 7-6
Feb 7, 2003	Stanford, CA	L, 1-2
Feb 8, 2003	Stanford, CA	W, 4-3
Feb 9, 2003	Stanford, CA	W, 10-8
Jun 14, 2008***	Omaha, NE	L, 5-16
Jun 8, 2012**	Tallahassee	W, 17-1
Jun 10, 2012**	Tallahassee	W, 18-7

FSU Most Runs (Gm): 18 (2012)
FSU Widest Margin: 17-1 (2012)
Stanford Most Runs (Gm): 16 (2008)
Stanford Widest Margin: 16-5 (2008)
High-Scoring Game: 26 (Stanford 15-11, 2002)
Low Scoring Game: 3 (Stanford 2-1, 2003)
Longest FSU Win Streak: 3 (1999-00)
Longest Stanford Win Streak: 5 (2001-02)

STETSON: 57-22

At Florida State: FSU leads 35-13
At Stetson: FSU leads 22-9

Apr 22, 1949	DeLand, FL	W, 10-1
Apr 23, 1949	DeLand, FL	L, 8-9
May 13, 1949	Tallahassee	L, 2-4
May 14, 1949	Tallahassee	W, 4-2
Apr 14, 1950	Tallahassee	L, 0-5
Apr 15, 1950	Tallahassee	W, 8-6
May 18, 1950	Tallahassee	W, 15-10
May 19, 1950	Tallahassee	W, 9-4
Apr 20, 1951	DeLand, FL	L, 0-3
Apr 21, 1951	DeLand, FL	L, 2-3
May 18, 1951	Tallahassee	W, 8-2
May 19, 1951	Tallahassee	L, 5-7
Apr 11, 1952	DeLand, FL	L, 2-7
Apr 12, 1952	DeLand, FL	W, 11-10
May 16, 1952	Tallahassee	W, 4-2
Apr 10, 1953	DeLand, FL	W, 14-7
Apr 11, 1953	DeLand, FL	W, 8-2
May 1, 1953	Tallahassee	L, 0-1
May 2, 1953	Tallahassee	W, 9-6

Apr 12, 1954	Tallahassee	W, 4-3
Apr 13, 1954	Tallahassee	L, 4-8
Apr 24, 1954	DeLand, FL	L, 3-7
Apr 24, 1954	DeLand, FL	L, 0-7
Apr 4, 1955	Tallahassee	L, 7-8
Apr 5, 1955	Tallahassee	W, 16-2
May 6, 1955	DeLand, FL	W, 6-4
May 7, 1955	DeLand, FL	W, 14-5
Apr 20, 1956	Tallahassee	W, 8-1
Apr 21, 1956	Tallahassee	W, 23-2
Mar 22, 1957	Tallahassee	W, 15-0
Mar 23, 1957	Tallahassee	L, 2-3
May 2, 1958	DeLand, FL	W, 4-2
May 3, 1958	DeLand, FL	W, 9-1
Mar 23, 1959	Tallahassee	W, 17-0
Mar 24, 1959	Tallahassee	W, 21-12
Mar 24, 1970	DeLand, FL	W, 1-0
Apr 30, 1971	Tallahassee	W, 2-0
May 1, 1971	Tallahassee	W, 1-0
Mar 2, 1972	DeLand, FL	W, 6-3
Mar 3, 1972	DeLand, FL	W, 7-1
May 17, 1973	Tallahassee	L, 6-7
May 18, 1973	Tallahassee	L, 4-5
Apr 17, 1975	Tallahassee	W, 6-2
Apr 18, 1975	Tallahassee	W, 5-3
Mar 23, 1976	Tallahassee	W, 8-0
Mar 23, 1976	Tallahassee	W, 10-4
Mar 29, 1976	DeLand, FL	L, 10-11
Mar 30, 1976	DeLand, FL	L, 5-9
Mar 26, 1979	Tallahassee	L, 9-14
May 24, 1984*	Tallahassee	L, 7-10
May 26, 1988*	Tallahassee	W, 10-3
May 29, 1988*	Tallahassee	L, 2-7
May 22, 1992*	Tallahassee	W, 2-0
May 31, 2002*	Tallahassee	W, 11-8
Feb 22, 2005	DeLand, FL	W, 5-4
Feb 23, 2005	DeLand, FL	W, 7-6
May 10, 2005	Tallahassee	W, 9-5
May 11, 2005	Tallahassee	W, 8-4
Jun 3, 2007*	Tallahassee	17-1
Mar 25, 2008	Tallahassee	W, 11-2
Mar 26, 2008	Tallahassee	W, 19-3
Apr 29, 2008	DeLand, FL	W, 13-3
Apr 30, 2008	DeLand, FL	W, 6-3
Mar 24, 2010	Tallahassee	W, 14-7
May 12, 2010	DeLand, FL	W, 6-2
Mar 23, 2011	Tallahassee	L, 4-6 (11)
May 10, 2011	DeLand, FL	W, 13-1
Mar 20, 2012	Tallahassee	W, 17-8
Mar 21, 2012	Tallahassee	W, 9-1
May 8, 2012	DeLand, FL	W, 9-1
May 9, 2012	DeLand, FL	L, 5-6
Mar 19, 2013	Tallahassee	W, 5-3
Mar 20, 2013	Tallahassee	W, 14-1
May 7, 2013	DeLand, FL	W, 13-5
May 8, 2013	DeLand, FL	W, 14-2
Apr 22, 2014	Tallahassee	W, 4-0
Apr 23, 2014	Tallahassee	W, 13-3
May 6, 2014	DeLand, FL	W, 9-4
Apr 21, 2015	Tallahassee	W, 6-1
May 5, 2015	DeLand, FL	W, 3-1

FSU Most Runs (Gm): 23 (1956)
FSU Widest Margin: 23-2 (1956)
Stetson Most Runs (Gm): 14 (1979)
Stetson Widest Margin: 7-0 (1954)
High-Scoring Game: 33 (FSU 21-12, 1959)
Low Scoring Game: 1 (STET 1-0, 1953; FSU 1-0, 1972)
Longest FSU Win Streak: 13 (1992-10)
Longest Stetson Win Streak: 4 (1954-55; 1976-84)
Shutouts By: FSU 8, Stetson 4

STONY BROOK: 1-0

At Neutral: FSU leads 1-0

Jun 17, 2012***	Omaha, NE	W, 12-2
-----------------	-----------	---------

TAMPA: 24-3-1

At Florida State: FSU leads 21-1
At Tampa: FSU leads 3-2-1

Apr 29, 1949	Tallahassee	W, 8-7
Apr 30, 1949	Tallahassee	W, 7-4
Apr 21, 1950	Tallahassee	W, 7-6

Apr 22, 1950	Tallahassee	W, 12-3
May 5, 1950	Tallahassee	W, 10-1
May 6, 1950	Tallahassee	L, 7-9
Apr 14, 1952	Tallahassee	W, 7-4
Apr 15, 1952	Tallahassee	W, 7-4
Apr 18, 1952	Tallahassee	W, 16-11
Apr 19, 1952	Tallahassee	W, 13-3
Apr 6, 1953	Tampa, FL	T, 8-8
Apr 7, 1953	Tampa, FL	L, 1-4
Apr 30, 1954	Tallahassee	W, 13-1
May 1, 1954	Tallahassee	W, 7-2
Apr 27, 1959	Tallahassee	W, 19-1
Mar 5, 1967	Tallahassee	W, 14-0
Mar 3, 1973	Tampa, FL	W, 6-2
Mar 4, 1973	Tampa, FL	W, 4-0
Apr 15, 1973	Tallahassee	W, 10-2
Apr 16, 1973	Tallahassee	W, 8-4
Mar 20, 1974	Tampa, FL	L, 5-6
Mar 21, 1974	Tampa, FL	W, 9-5
Apr 11, 1974	Tallahassee	W, 7-4
Apr 11, 1974	Tallahassee	W, 11-1
Mar 29, 1975	Tallahassee	W, 4-3
Mar 29, 1975	Tallahassee	W, 10-2
Feb 16, 1984	Tallahassee	W, 9-5
Feb 17, 1984	Tallahassee	W, 7-6

FSU Most Runs (Gm): 16 (1952)
FSU Widest Margin: 14-0 (1967)
Tampa Most Runs (Gm): 11 (1952)
Tampa Widest Margin: 9-7 (1950)
High-Scoring Game: 27 (FSU 16-11, 1952)
Low Scoring Game: 4 (FSU 4-0, 1973)
Longest FSU Win Streak: 8 (1954-73)
Shutouts: FSU 2

TENNESSEE: 6-4

At Florida State: FSU leads 6-3
At Neutral: Tennessee leads 1-0

Mar 13, 1951	Tallahassee	W, 10-9
Mar 21, 1964	Tallahassee	W, 15-7
Mar 18, 1966	Tallahassee	L, 7-8
Mar 19, 1966	Tallahassee	W, 8-6
Mar 22, 1974	Tallahassee	L, 4-7
Mar 23, 1974	Tallahassee	L, 0-2
Feb 1, 1998	Orlando, FL	L, 3-5
Feb 2, 2007	Tallahassee	W, 9-2
Feb 3, 2007	Tallahassee	W, 4-0
Feb 4, 2007	Tallahassee	W, 19-7

FSU Most Runs (Gm): 19 (2007)
FSU Widest Margin: 19-7 (2007)
Tennessee Most Runs (Gm): 9 (1951)
Tennessee Widest Margin: 7-4 (1974)
High-Scoring Game: 26 (FSU 19-7, 2007)
Low Scoring Game: 2 (Tennessee 2-0, 1974)
Longest FSU Win Streak: 3 (2007-Present)
Longest Tennessee Win Streak: 3 (1974-98)
Shutouts: FSU 1, Tennessee 1

TENNESSEE-MARTIN: 2-0

At Florida State: FSU leads 2-0

Mar 22, 1979	Tallahassee	W, 4-1
Mar 22, 1979	Tallahassee	W, 10-4

TENNESSEE TECH: 3-0

At Florida State: FSU leads 3-0

Mar 21, 1983	Tallahassee	W, 4-3
Mar 22, 1983	Tallahassee	W, 12-2
Mar 22, 1984	Tallahassee	W, 7-3

TEXAS: 3-4

At Florida State: Texas leads 2-0
At Neutral: FSU leads 3-2

Jun 8, 1965***	Omaha, NE	W, 3-2
Jun 15, 1970***	Omaha, NE	L, 1-5
Jun 17, 1970***	Omaha, NE	W, 11-2
Jun 3, 1987***	Omaha, NE	L, 4-6
Jun 12, 2000***	Omaha, NE	W, 6-2
Jun 8, 2003**	Tallahassee	L, 3-8
Jun 9, 2003**	Tallahassee	L, 5-6



ALL-TIME RESULTS

FSU Most Runs (Gm): 11 (1970)
FSU Widest Margin: 11-2 (1970)
Texas Most Runs (Gm): 8 (2003)
Texas Widest Margin: 8-3 (2003)
High-Scoring Game: 13 (FSU 11-2, 1970)
Low Scoring Game: 5 (FSU 3-2, 1965)

TEXAS A&M: 3-3

At Florida State: Texas A&M leads 3-2
At Neutral: FSU leads 1-0

May 23, 1986*	Tallahassee	W, 12-9
Feb 29, 1992	Tallahassee	L, 1-9
Jun 12, 1999***	Omaha, NE	W, 7-3
Jun 11, 2011**	Tallahassee	L, 2-6
Jun 12, 2011**	Tallahassee	W, 23-9
Jun 13, 2011**	Tallahassee	L, 2-11

TEXAS CHRISTIAN: 2-0

At Neutral: TCU leads 2-0

June 19, 2010***	Omaha, NE	L, 1-8
June 23, 2010***	Omaha, NE	L, 7-11

TROY: 15-2

At Florida State: FSU leads 14-0
At Troy: Troy leads 2-1

Apr 28, 1948	Troy, AL	L, 2-3
May 27, 1948	Tallahassee	W, 6-5
Mar 2, 1974	Tallahassee	W, 11-2
Mar 2, 1974	Tallahassee	W, 11-2
Mar 29, 1977	Tallahassee	W, 8-0
Mar 30, 1977	Tallahassee	W, 6-2
Feb 28, 1979	Tallahassee	W, 6-4
Feb 27, 1980	Tallahassee	W, 5-3
Feb 27, 1980	Tallahassee	W, 11-9
Apr 29, 1980	Troy, AL	L, 3-5
Apr 29, 1980	Troy, AL	W, 12-3
May 25, 1995*	Tallahassee	W, 18-3
Feb 12, 1999	Tallahassee	W, 17-3
Feb 13, 1999	Tallahassee	W, 21-1
Feb 14, 1999	Tallahassee	W, 10-2
Jun 1, 2013*	Tallahassee	W, 11-0
Jun 2, 2013*	Tallahassee	W, 11-4

FSU Most Runs (Gm): 21 (1999)
FSU Widest Margin: 21-1 (1999)
Troy Most Runs (Gm): 9 (1980)
Troy Widest Margin: 5-3 (1980)
High-Scoring Game: 22 (FSU 21-1, 1999)
Low Scoring Game: 5 (Troy 3-2, 1948)
Longest FSU Win Streak: 8 (1948-80)
Shutouts By: FSU 2

TULANE: 39-18

At Florida State: FSU leads 34-10
At Tulane: Tulane leads 8-5

Mar 27, 1967	Tallahassee	W, 10-6
Mar 28, 1967	Tallahassee	W, 5-1
Apr 21, 1967	New Orleans, LA	W, 8-5
Apr 22, 1967	New Orleans, LA	W, 7-5
Mar 24, 1969	Tallahassee	W, 5-0
Mar 24, 1969	Tallahassee	L, 0-1
May 13, 1977	Tallahassee	W, 12-4
May 15, 1977	Tallahassee	L, 3-4
May 15, 1977	Tallahassee	W, 11-1
Mar 3, 1978	Tallahassee	W, 6-1
Mar 3, 1978	Tallahassee	L, 3-8
Mar 25, 1978	Tallahassee	L, 0-4
Mar 25, 1978	Tallahassee	W, 3-0
May 12, 1978	Tallahassee	W, 3-2
Mar 14, 1979	Tallahassee	W, 7-3
Mar 14, 1979	Tallahassee	W, 9-2
May 12, 1979	Tallahassee	L, 5-10
May 13, 1979	Tallahassee	L, 2-5
Mar 24, 1980	New Orleans, LA	L, 2-3
May 10, 1980	Tallahassee	W, 12-5
Apr 4, 1981	New Orleans, LA	W, 15-9
Apr 4, 1981	New Orleans, LA	L, 3-11
Apr 5, 1981	New Orleans, LA	L, 4-15
May 16, 1981	Tallahassee	L, 2-6

May 17, 1981	Tallahassee	W, 22-4
May 17, 1981	Tallahassee	W, 15-5
Apr 17, 1982	Tallahassee	L, 6-8
Apr 17, 1982	Tallahassee	W, 4-3
Apr 18, 1982	Tallahassee	W, 8-6
May 16, 1982	Tallahassee	L, 7-11
May 7, 1983	New Orleans, LA	L, 5-6
May 8, 1983	New Orleans, LA	L, 6-8
May 14, 1983	Tallahassee	W, 4-2
May 15, 1983	Tallahassee	W, 9-6
Apr 27, 1984	Tallahassee	W, 17-4
Apr 28, 1984	Tallahassee	W, 8-4
Apr 29, 1984	Tallahassee	L, 0-1
May 11, 1984	Tallahassee	W, 4-2
Apr 5, 1985	Tallahassee	W, 9-6
Apr 6, 1985	Tallahassee	W, 4-1
Apr 6, 1985	Tallahassee	W, 9-4
May 4, 1985	New Orleans, LA	W, 9-3
May 4, 1985	New Orleans, LA	W, 5-2
May 5, 1985	New Orleans, LA	L, 8-9
Apr 5, 1986	Tallahassee	W, 7-5
Apr 6, 1986	Tallahassee	W, 4-2
Feb 21, 1987	Tallahassee	W, 7-5
May 27, 1988*	Tallahassee	W, 8-6
Apr 6, 1990	Tallahassee	W, 5-0
Apr 7, 1990	Tallahassee	W, 9-3
Apr 8, 1990	Tallahassee	W, 12-11
May 16, 1990	Tallahassee	W, 4-1
Mar 2, 1991	Tallahassee	W, 3-0
Apr 28, 1991	New Orleans, LA	L, 10-11
Apr 29, 1991	New Orleans, LA	L, 1-2
Jun 1, 2008*	Tallahassee	W, 17-8
Jun 2, 2008*	Tallahassee	W, 16-7

FSU Most Runs (Gm): 22 (1981)
FSU Widest Margin: 22-4 (1981)
Tulane Most Run: 15 (1981)
Tulane Widest Margin: 15-4 (1981)
High-Scoring Game: 26 (FSU 22-4, 1981)
Low Scoring Game: 1 (Tulane 1-0, 1969; 1-0, 1984)
Longest FSU Win Streak: 9 (1986-91)
Longest Tulane Win Streak: 3 (1979-80, 1981, 1982-83)
Shutouts By: FSU 6, Tulane 3

UNION: 5-0

At Florida State: FSU leads 5-0

Mar 4, 1970	Tallahassee	W, 5-1
Mar 4, 1970	Tallahassee	W, 6-2
Mar 3, 1971	Tallahassee	W, 5-0
Mar 3, 1971	Tallahassee	W, 14-0
Mar 4, 1971	Tallahassee	W, 7-6

FSU Most Runs (Gm): 14 (1971)
FSU Widest Margin: 14-0 (1971)
Union Most Runs (Gm): 6 (1971)
High-Scoring Game: 14 (FSU 14-0, 1971)
Low Scoring Game: 5 (FSU 5-0, 1971)
Longest FSU Win Streak: 5 (1970-71)
Shutouts By: FSU 2

VALDOSTA STATE: 24-4-1

At Florida State: FSU leads 14-2
At Valdosta State: FSU leads 10-2-1

Apr 9, 1963	Tallahassee	W, 14-0
Mar 2, 1971	Tallahassee	W, 13-1
Apr 14, 1971	Valdosta, GA	W, 17-3
Apr 6, 1972	Valdosta, GA	L, 2-14
May 9, 1972	Tallahassee	W, 3-2
Mar 28, 1973	Valdosta, GA	W, 3-2
Apr 17, 1973	Tallahassee	W, 9-8
Mar 30, 1974	Valdosta, GA	W, 6-3
Apr 24, 1974	Tallahassee	L, 1-15
Mar 8, 1975	Tallahassee	W, 9-0
Mar 9, 1975	Valdosta, GA	W, 8-3
Mar 20, 1976	Tallahassee	W, 9-0
Mar 28, 1976	Valdosta, GA	W, 6-2
Mar 13, 1977	Valdosta, GA	W, 14-5
Apr 9, 1977	Tallahassee	W, 9-3
Apr 17, 1978	Tallahassee	W, 10-7
Apr 30, 1978	Tallahassee	W, 13-5
Mar 4, 1979	Valdosta, GA	L, 0-2
Mar 6, 1979	Tallahassee	L, 12-14

Mar 6, 1979	Tallahassee	W, 6-0
Apr 23, 1979	Valdosta, GA	T, 14-14
Apr 7, 1980	Valdosta, GA	W, 15-9
Apr 30, 1980	Tallahassee	W, 11-4
Apr 27, 1981	Tallahassee	W, 14-6
May 10, 1981	Valdosta, GA	W, 5-3
Apr 16, 1982	Tallahassee	W, 4-0
Apr 22, 1982	Valdosta, GA	W, 4-1
Apr 15, 1988	Valdosta, GA	W, 20-8
Apr 6, 2011	Tallahassee	W, 10-2

FSU Most Runs (Gm): 20 (1988)
FSU Widest Margin: 14-0 (1963)
VSU Most Runs (Gm): 15 (1974)
VSU Widest Margin: 15-1 (1974)
High-Scoring Game: 28 (Tied 14-14, 1979; FSU 20-8, 1988)
Low Scoring Game: 2 (VSU 2-0, 1979)
Longest FSU Win Streak: 8 (1975-78; 1980-Present)
Shutouts By: FSU 5, VSU 1

VALPARAISO: 1-0

At Florida State: FSU leads 1-0

Mar 9, 1982	Tallahassee	W, 6-0
-------------	-------------	--------

VANDERBILT: 4-2

At Florida State: FSU leads 4-2

Mar 25, 1972	Tallahassee	L, 1-11
Mar 26, 1972	Tallahassee	W, 4-3
Mar 27, 1972	Tallahassee	W, 19-4
June 11, 2010	Tallahassee	W, 9-8
June 12, 2010	Tallahassee	L, 2-6
June 13, 2010	Tallahassee	W, 7-6

VILLANOVA: 3-0

At Florida State: FSU leads 3-0

Mar 1, 2013	Tallahassee	W, 23-5
Mar 2, 2013	Tallahassee	W, 7-0
Mar 3, 2013	Tallahassee	W, 2-1

VMI: 17-0

At Florida State: FSU leads 14-0
At Neutral: FSU leads 3-0

Feb 23, 1990	Tallahassee	W, 17-1
Feb 24, 1990	Tallahassee	W, 3-2
Feb 25, 1990	Tallahassee	W, 8-0
Feb 14, 1992	Tallahassee	W, 10-4
Feb 15, 1992	Tallahassee	W, 20-0
Feb 16, 1992	Tallahassee	W, 5-4
Jan 31, 2003	St. Petersburg, FL	W, 12-4
Feb 1, 2003	St. Petersburg, FL	W, 5-1
Feb 2, 2003	St. Petersburg, FL	W, 10-3
Jan 31, 2004	Tallahassee	W, 8-7
Feb 2, 2004	Tallahassee	W, 8-1
Feb 4, 2005	Tallahassee	W, 8-2
Feb 5, 2005	Tallahassee	W, 6-5
Feb 6, 2005	Tallahassee	W, 15-0
Feb 18, 2011	Tallahassee	W, 12-0
Feb 19, 2011	Tallahassee	W, 9-2
Feb 20, 2011	Tallahassee	W, 15-0

FSU Most Runs (Gm): 20 (1992)
FSU Widest Margin: 20-0 (1992)
VMI Most Runs (Gm): 5 (2005)
High-Scoring Game: 20 (FSU 20-0, 1992)
Low Scoring Game: 5 (FSU 3-2, 1990)
Longest FSU Win Streak: 17 (1990-Present)
Shutouts By: FSU 5

WASHINGTON STATE: 2-0

At Florida State: FSU leads 1-0
At Neutral: FSU leads 1-0

Apr 3, 1988	Tallahassee	W, 5-1
Mar 7, 1999	Minneapolis, MN	W, 8-5



ALL-TIME RESULTS

WESTERN CAROLINA: 4-1

At Florida State: FSU leads 4-1

May 21, 1992*	Tallahassee	L, 0-1
May 24, 1992*	Tallahassee	W, 4-3
May 24, 1992*	Tallahassee	W, 18-3
Feb 26, 2002	Tallahassee	W, 13-3
Feb 27, 2002	Tallahassee	W, 3-0

FSU Most Runs (Gm): 18 (1992)
 FSU Widest Margin: 18-3 (1992)
 WCU Most Runs (Gm): 3 (Three times)
 WCU Widest Margin: 1-0 (1992)
 High-Scoring Game: 21 (FSU 18-3, 1992)
 Low Scoring Game: 1 (WCU 1-0, 1992)
 Longest FSU Win Streak: 4 (1992-Present)
 Shutouts By: FSU 1, WCU 1

WESTERN KENTUCKY: 14-1

At Florida State: FSU leads 14-1

Mar 17, 1978	Tallahassee	W, 13-4
Mar 17, 1978	Tallahassee	W, 16-3
Mar 17, 1979	Tallahassee	W, 14-4
May 24, 1980*	Tallahassee	W, 19-7
May 25, 1980*	Tallahassee	W, 10-5
Mar 11, 1985	Tallahassee	W, 11-5
Mar 12, 1985	Tallahassee	L, 6-10
Feb 2, 1990	Tallahassee	W, 6-3
Feb 3, 1990	Tallahassee	W, 6-4
Feb 4, 1990	Tallahassee	W, 6-4
Jan 29, 2000	Tallahassee	W, 8-1
Jan 29, 2000	Tallahassee	W, 2-1
Jan 30, 2000	Tallahassee	W, 6-1
Feb 3, 2001	Tallahassee	W, 5-4
Feb 4, 2001	Tallahassee	W, 8-4

FSU Most Runs (Gm): 19 (1980)
 FSU Widest Margin: 16-3 (1978)
 WK Most Runs (Gm): 10 (1985)
 WK Widest Margin: 10-6 (1985)
 High-Scoring Game: 26 (FSU 19-7, 1980)
 Low Scoring Game: 3 (FSU 2-1, 2000)
 Longest FSU Win Streak: 8 (1990-Present)

WESTERN MICHIGAN: 6-8

At Florida State: WMU leads 8-5
 At Neutral: FSU leads 1-0

Mar 31, 1959	Tallahassee	L, 2-3
Apr 3, 1959	Tallahassee	W, 2-0
Apr 4, 1961	Tallahassee	L, 2-10
Apr 5, 1961	Tallahassee	W, 7-6
Jun 10, 1963***	Omaha, NE	W, 5-2
Mar 25, 1971	Tallahassee	L, 5-7
Mar 28, 1971	Tallahassee	W, 7-5
Mar 28, 1971	Tallahassee	L, 1-5
Mar 30, 1972	Tallahassee	W, 6-1
Apr 1, 1972	Tallahassee	L, 7-8
Apr 1, 1972	Tallahassee	L, 4-7
Apr 2, 1972	Tallahassee	W, 8-1
Mar 29, 1974	Tallahassee	L, 3-7
Mar 29, 1974	Tallahassee	L, 2-4

FSU Most Runs (Gm): 8 (1972)
 FSU Widest Margin: 8-1 (1972)
 WMU Most Runs (Gm): 10 (1961)
 WMU Widest Margin: 10-2 (1961)
 High-Scoring Game: 15 (WMU 8-7, 1972)
 Low Scoring Game: 2 (FSU 2-0, 1959)
 Shutouts By: FSU 1

WEST FLORIDA: 5-0

At Florida State: FSU leads 5-0

Apr 15, 1981	Tallahassee	W, 6-1
Apr 15, 1981	Tallahassee	W, 3-2
Apr 6, 1982	Tallahassee	W, 9-4
Feb 14, 1984	Tallahassee	W, 7-5
Feb 15, 1984	Tallahassee	W, 7-1

FSU Most Runs (Gm): 9 (1982)
 FSU Widest Margin: 6-1 (1981), 9-4 (1982)

WF Most Runs (Gm): 5 (1984)
 High-Scoring Game: 13 (FSU 9-4, 1982)
 Low Scoring Game: 5 (FSU 3-2, 1981)
 Longest FSU Win Streak: 5 (1981-Present)

WEST VIRGINIA: 4-2

At Florida State: Series tied 1-1
 At Neutral: FSU leads 3-1

Apr 2, 1956	Tallahassee	L, 12-13
Apr 5, 1958	Tallahassee	W, 14-7
Jun 1, 1961\$	Gastonia, NC	W, 3-1
Jun 2, 1961\$	Gastonia, NC	L, 3-4
Jun 1, 1962\$	Gastonia, NC	W, 6-5
Mar 6, 2004	Minneapolis, MN	W, 11-5

FSU Most Runs (Gm): 14 (1958)
 FSU Widest Margin: 14-7 (1958)
 WV Most Runs (Gm): 13 (1956)
 WV Most Runs (Gm): 13 (1956)
 WV Widest Margin: 13-12 (1956), 4-3 (1961)
 High-Scoring Game: 25 (WVa 13-12, 1956)
 Low Scoring Game: 4 (FSU 3-1, 1961)

WICHITA STATE: 4-5

At Florida State: FSU leads 2-1
 At Neutral: WSU leads 4-2

Jun 4, 1989***	Omaha, NE	W, 4-2
Jun 7, 1989***	Omaha, NE	L, 4-7
Jun 9, 1989***	Omaha, NE	L, 9-12
Feb 11, 1990	Baseball City, FL	L, 7-8
Jun 3, 1996***	Omaha, NE	W, 8-4
Mar 5, 1999	Minneapolis, MN	L, 1-8
Jun 6, 2008**	Tallahassee	L, 7-10
Jun 7, 2008**	Tallahassee	W, 14-4
Jun 8, 2008**	Tallahassee	W, 11-4

FSU Most Runs (Gm): 14 (2008)
 FSU Widest Margin: 14-4 (2008)
 WSU Most Runs (Gm): 12 (1989)
 WSU Widest Margin: 8-1 (1999)
 High-Scoring Game: 21 (WSU 12-9, 1989)
 Low Scoring Game: 6 (WSU 4-2, 1989)
 Longest FSU Win Streak: 2 (2008)
 Longest WSU Win Streak: 3 (1989-90)

WILLIAM & MARY: 1-0

At Florida State: FSU leads 1-0

Mar 29, 1967	Tallahassee	W, 5-4
--------------	-------------	--------

WINGATE: 6-0

At Florida State: FSU leads 6-0

Mar 11, 1980	Tallahassee	W, 6-0
Mar 11, 1980	Tallahassee	W, 5-4
Mar 15, 1981	Tallahassee	W, 15-6
Mar 17, 1981	Tallahassee	W, 4-2
Mar 17, 1981	Tallahassee	W, 6-2
Mar 8, 1983	Tallahassee	W, 6-4

FSU Most Runs (Gm): 15 (1981)
 FSU Widest Margin: 15-6 (1981)
 Wingate Most Runs (Gm): 6 (1981)
 High-Scoring Game: 21 (FSU 15-6, 1981)
 Low Scoring Game: 6 (FSU 6-0, 1980; 4-2, 1981)
 Longest FSU Win Streak: 6 (1980-Present)
 Shutouts By: FSU 1

WINTHROP: 4-1

At Florida State: FSU leads 4-1

Feb 13, 1993	Tallahassee	W, 7-2
Feb 14, 1993	Tallahassee	W, 8-5
Feb 21, 1995	Tallahassee	L, 1-2
Feb 22, 1995	Tallahassee	W, 6-0
Mar 14, 2006	Tallahassee	W, 10-0

WISCONSIN: 8-1

At Florida State: FSU leads 8-1

Apr 8, 1955	Tallahassee	W, 3-2
Apr 9, 1955	Tallahassee	W, 7-2
Mar 30, 1956	Tallahassee	W, 5-3

Apr 4, 1956	Tallahassee	W, 4-3
Apr 6, 1956	Tallahassee	L, 3-10
Apr 7, 1956	Tallahassee	W, 1-0
Apr 4, 1958	Tallahassee	W, 12-4
Apr 7, 1958	Tallahassee	W, 7-3
Apr 10, 1958	Tallahassee	W, 3-1

FSU Most Runs (Gm): 12 (1958)
 FSU Widest Margin: 12-4 (1958)
 UW Most Runs (Gm): 10 (1956)
 UW Widest Margin: 10-3 (1956)
 High-Scoring Game: 16 (FSU 12-4, 1958)
 Low Scoring Game: 1 (FSU 1-0, 1956)
 Longest FSU Win Streak: 4 (1955-56; 1956-Present)
 Shutouts By: FSU 1

WRIGHT STATE: 3-1

At Florida State: FSU leads 3-1

Mar 23, 1979	Tallahassee	W, 12-0
Mar 24, 1979	Tallahassee	W, 13-6
Mar 22, 1980	Tallahassee	W, 12-0
Mar 22, 1980	Tallahassee	L, 2-6

FSU Most Runs (Gm): 12 (1979, 1980)
 FSU Widest Margin: 12-0 (1979, 1980)
 WSU Most Runs (Gm): 6 (1979, 1980)
 WSU Widest Margin: 6-2 (1980)
 High-Scoring Game: 19 (FSU 13-6, 1979)
 Low Scoring Game: 8 (WSU 6-2, 1980)
 Longest FSU Win Streak: 3 (1979-80)
 Shutouts By: FSU 2

YALE: 2-0

At Florida State: FSU leads 2-0

Mar 26, 1957	Tallahassee	W, 7-0
Mar 29, 1957	Tallahassee	W, 11-8

NOTATION LEGEND

\$ = District 3 - Gastonia, NC


* = NCAA Regional

** = NCAA Super Regional

*** = College World Series

^ = ACC Tournament



THE OFFICIAL BAT OF 



#OWNTHEPLATE

Maximum **SPEED**. Extreme **POWER**. Ultimate **BALANCE**.

PRIME **916** SELECT **716** OMAHA **516**



TEAM RECORDS

GAMES

GAMES PLAYED

Most in Season	84, 1984
Fewest in Season	17, 1948

VICTORIES

Most in Season	61, 1986 (61-13)
Fewest in Season	9, 1948 (9-8)

WINNING PERCENTAGE

Highest in Season	.854, 1968 (35-6)
Lowest in Season	.529, 1948 (9-8)

WINNING STREAK

Longest	25, 2002 (4/17-6/7)
Home	36 (4/22/90-4/20/91)
Away	11 (1969-70)

LOSING STREAK

Longest in Season	6, 1999 (4/17-30)
-------------------	-------------------

ATTENDANCE

Single Home Game	6,789 vs. Miami (4/19/08)
3-game Series	19,062 vs. Miami (4/18-4/20/08)
2-game Series	12,662 vs. Texas (2003)
Single Season, Home Total	202,132 (41 dates, 2008)
Single Season, Home Average	5,019 (2014)
Single Season, All Games	329,232 (67 dates, 2012)

SHUTOUTS

Fewest Times in Season	0, 1985 (82 games) and other years with fewer games - last time 2009 (68 games)
Most Times in Season (hitting)	5, 1974, 1992 and 1994
Longest Streak Without	336, 1984-1988
Most Recorded in Season (pitching)	15, 1970 (59 games) and 1975 (59 games)
Most Consecutive in Season (Pitching)	4, 1970 and 1973
Most Consecutive Scoreless Innings (Pitching)	40, 1973

EXTRA INNING GAMES

Most in Season	7, 1995
Longest Game	20 innings vs. Wake Forest, 5/6/06

BATTING

AT BATS

Most in Game	67 vs. Wake Forest, 5/6/06
Most in Game (9-inning)	65 vs. Ohio State, 5/31/09
Both Teams	132 vs. Wake Forest, 5/6/06
Most in Season	2,872, 1985 (82 games)
Fewest in Season	752, 1951 (18 games)
Most Plate Appearances in Inning	21 vs. Siena, 3/4/07 vs. Georgia State, 5/15/92

RUNS

Most in Inning	16 vs. Cleveland State, 3/20/82; vs. Georgia State, 5/15/92
Most in Game*	37 vs. Ohio State, 5/31/09 - NCAA Regional
Most Allowed in Game	24, Clemson, 6/5/59
Most Combined	43 vs. Georgia State, 5/15/92 (FSU 36, GS 7) vs. Ohio State, 5/31/09 - NCAA Regional (FSU 37, OSU 6)
Largest Winning Margin	34 vs. Marshall, 3/4/96 (34-0)
Largest Losing Margin	22 vs. Clemson, 6/5/59 (CU 24, FS 2)
Most in Season	752, 1982
Most Allowed in Season	464, 1984
Fewest in Season	101, 1948 (17 games)
Fewest Allowed in Season	72, 1952 (21 games)

HITS

Most in Inning	15 vs. Georgia State, 5/15/92
Most Allowed in Inning	9 at Boston College, 4/15/12
Most Consecutive Hits	10 vs. Siena, 3/4/07
Most in Game*	38 vs. Ohio State, 5/31/09 - NCAA Regional
Most Allowed in Game	23 vs. Nevada-Las Vegas, 1978
Most Combined*	51 vs. Ohio State, 5/31/09 - NCAA Regional (FSU 38, OSU 13)
Most in Season	947, 1985 (82 games)
Most Allowed in Season	756, 1984 (84 games)
Fewest in Season	186, 1952 (21 games)
Fewest Allowed in Season	130, 1952 (21 games)

DOUBLES

Most in Game*	15 vs. Ohio State, 5/31/09 - NCAA Regional
Most Allowed in Game	7 vs. Virginia Tech, 4/2/10 (VT 10, FSU 5); vs. Georgia Southern, 5/30/14 (GSU 7, FSU 0)
Most Combined	16 vs. Ohio State, 5/31/09 (FSU 15, OSU 1)
Most in Season	182, 1990 (72 games)
Most Allowed in Season	133, 1984 (84 games)
Fewest in Season	24, 1951 (18 games)
Fewest Allowed in Season	19, 1951 (18 games)

TRIPLES

Most in Game	5 vs. Western Kentucky, 1968; vs. Georgia State, 1982
Most Allowed in Game	3, several times (last: at Georgia Tech, 4/7/12)
Most Combined	5 vs. Western Kentucky, 1968 (FS 5, WK 0); vs. Georgia State, 1982 (FS 5, GS 0)
Most in Season	35, 1969 (52 games) and 1972 (68 games)

HOME RUNS

Most in Game	9 vs. Maryland, 5/9/99 (FSU 26, MD 2) vs. Maryland, 4/27/97 (FSU 27, MD 2)
Most Allowed in Game	6, Southern Miss, 1986
Most Combined	9 vs. Cincinnati, 5/12/91 (FSU 6, UC 3) vs. Miami, 4/3/09 (FSU 7, UM 2)
Most in Season	146, 1985 (82 games)
Most Allowed in Season	82, 1984 (84 games)
Fewest in Season	3, 1954 (21 games)
Fewest Allowed in Season	4, 1951 (18 games)
Most Grand slams in Season	8, 1996 (69 games)
Most Grand slams in a Game*	3, at Maryland, 4/27/97



TEAM RECORDS

TOTAL BASES

Most in Game*	66 vs. Ohio State, 5/31/09 - NCAA Regional
Most Combined	83 vs. Ohio State, 5/31/09 - NCAA Regional (FSU 66, OSU 17)
Most in Season	1,580, 1985 (82 games)
Fewest in Season	250, 1952 (21 games)

SLUGGING PCT.

Highest in Season	.568, 1982 (74 games)
-------------------	-----------------------

RUNS BATTED IN

Most in Game	34 vs. Georgia State, 5/15/92
Most Combined	40 vs. Georgia State, 5/15/92 (FSU 34, GS 6)
Most in Season	698, 1985 (82 games)

BASE ON BALLS

Most in Game	20 vs. Cleveland State, 1982 and 20 vs. Jacksonville, 5/4/10
Most Allowed	18, Stetson, 1976
Most Combined	26 vs. Valdosta State, 1980 (FSU 10, VSU 16)
Most in Season	555, 1984
Most Allowed in Season	340, 1972 (68 games)
Fewest in Season	93, 1955 (22 games)

HIT BY PITCH

Most in Season	104, 2013 (64 games)
----------------	----------------------

STRIKEOUTS

Most in Game	18, vs. Georgia, 1968
Most Combined	33, vs. Miami, 4/7/00 (FSU 11, UM 22)
Most in Season	552, 2015 (65 games)
Fewest in Season	93, 1955 (22 games)

BATTING AVG.

Highest in Season	.355, 2008 (68 games)
Highest Allowed in Season	.281, 1980 (63 games)
Lowest in Season	.237, 1967 (46 games)
Lowest Allowed in Season	.186, 1970 (59 games)

STOLEN BASES

Most in Game	11 vs. Stetson, 1957; vs. Richmond, 1986; vs. Virginia, 1994
Most Allowed in Game	13, Stetson, 1973
Most Combined	13, vs. Stetson, 1973 (FSU 0, STET 13)
Most in Season	232, 1987 (73 games)
Most Allowed in Season	98, 1984 (84 games)
Fewest in Season	20, 1954 (21 games)
Fewest Allowed in Season	7, 1962 (28 games) and 1968 (41 games)

DEFENSE

PUTOUTS

Most in Season	2,212, 1984 (84 games)
----------------	------------------------

ASSISTS

Most in Season	1,126, 1984 (84 games)
Fewest in Season	226, 1960 (22 games)

ERRORS

Most in Game	10, vs. UNC, 3/28/04
Most in Game by Opponent	8, several times, latest Miami, 4/17/96

Most Combined	12, vs. Georgia State, 1984 (FS 4, GS 8); vs. Valdosta State, 1988 (FS 9, VS 3); vs. Virginia Tech, 5/10/90 (FS 4, VT 8)
---------------	--

Most in Season	167, 1984 (84 games)
Most by Opponent in Season	184, 1984 (84 games)

FIELDING PCT.

Highest in Season	.975, 2007 (62 games)
Lowest in Season	.915, 1959 (33 games)

DOUBLE PLAYS

Most in Game	5, vs. Miami, 6/4/95 & vs. Boston College, 3/8/15
Most in Season	95, 1984 (84 games)

TRIPLE PLAYS

Most in Game	1, vs. Virginia Tech, 5/3/09 (Sequence: 9-2-4) (Ruairi O'Connor - RF to Parker Brunelle - C to Jason Stidham - 2B)
--------------	---

PITCHING

PITCHING APPEARANCES

Most in Game	9 vs. Florida, 3/15/11
Most in Season	296, 2012 (67 games)

COMPLETE GAMES

Most in Season	27, 1969 (52 games)
----------------	---------------------

INNINGS PITCHED

Most in Season	738, 1984 (84 games)
Most by Opponent	717, 1984 (84 games)

SAVES

Most in Season	29, 1990 (72 games)
----------------	---------------------

NO-HITTERS

Most in Season	2, 1968 (41 games) last: Chris Chavez vs. Charleston Southern (13-0, 2/18/98)
----------------	--

ONE-HITTERS

Most in Season	6, 1970 (59 games) last: Luke Weaver at Boston College in Kingston, RI (6-0, 3/28/14)
----------------	--

TWO-HITTERS

Most in Season	6, 1970 (59 games) and 1976 (56 games)
----------------	--

EARNED RUNS

Most Allowed in Season	367, 1984 (84 games)
------------------------	----------------------

EARNED RUN AVG.

Highest in Season	4.58, 2009 (63 games)
Lowest in Season	1.49, 1970 (59 games)

STRIKEOUTS

Most Recorded in Game	25, vs. Furman, 1956
Most Recorded in Season	718, 1986 (74 games)
Fewest Recorded in Season	126, 1954 (21 games)

*denotes NCAA single-game record



INDIVIDUAL RECORDS

GAMES

GAMES PLAYED

Most in Season	84, Paul Sorrento, 1984; Frank Fazzini, 1984
Most in Career	279, Mike Yastrzemski, 1980-83; Barry Blackwell, 1985-88
Consecutively in Season	84, Paul Sorrento, 1984
Consecutively in Career	235, Link Jarrett, 1991-94

BATTING

BATTING AVG.

Highest in Season	(0-125 at-bats) .436, Bob Clem, 1959; (126-199 at-bats) .436, John-Ford Griffin, 1999; (200-250 at-bats) .455, J.D. Drew, 1997; (250+ at-bats) .463, Buster Posey, 2008
Highest in Career	(100-600 at-bats) .410, Bob Clem, 1959-60; (600+ at-bats) .427 John-Ford Griffin, 1999-01

SLUGGING PCT.

Highest in Season	.961, J.D. Drew, 1997 (224 TB/233 AB)
Highest in Career	.789, J.D. Drew, 1995-97 (539 TB/683 AB)

AT BATS

Most in Game	9, Dennis Guinn vs. Wake Forest, 5/6/06; Marshall McDougall vs. Miami, 4/7/00; Karl Jernigan vs. Miami, 4/7/00; Stephen Cardullo vs. Ohio State, 5/31/09**
Most in Season	357, Luis Alicea, 1985
Most in Career	989, Link Jarrett, 1991-94

RUNS SCORED

Most in Game	6, Mark Gilbert vs. Ohio State, 3/18/78; Luis Alicea vs. Georgia State, 4/1/84; Marshall McDougall vs. Maryland 5/9/99
Most in Season	110, J.D. Drew, 1997
Most in Career	285, Jeff Ledbetter, 1979-82

HITS

Most in Inning	2, many players, last by John Nogowski at BC, 2/28/14
Most in Game	7, Marshall McDougall vs. Maryland, 5/9/99 Stephen Cardullo vs. Ohio State, 5/31/09**
Most in Season	137, Frank Fazzini, 1985
Most in Career	335, Jeff Ledbetter, 1979-82
Most Consecutive Hits	10, Brian Cox, 5/21/98-5/23/98

MOST CONSECUTIVE

Times on Base	13, Paul Sorrento, 1985
Hitting Streak	40, Shane Robinson, 2004-05
Games Reaching Base	65, DJ Stewart, 2013-14
Games Reaching Base in One Season	55, Tyler Holt, 2008

DOUBLES

Most in Game	4, Marshall McDougall vs. NC State, 4/30/00; Joe Licata vs. Georgia State, 3/27/81
Most in Season	36, Jeremy Morris, 1996
Most in Career	78, Jeremy Morris, 1994-97; John-Ford Griffin, 1999-01

TRIPLES

Most in Game	2, seven times, latest James Ramsey at Duke, 3/9/12
Most in Season	9, Dick Gold, 1969; Luis Alicea, 1985
Most in Career	19, Luis Alicea, 1984-86; Stephen Drew, 2002-04

HOME RUNS

Most in Game	6, Marshall McDougall vs. Maryland, 5/9/99
Most in Season	42, Jeff Ledbetter, 1982
Most in Season by a Freshman	22, Matt Diaz, 1998
Most in Career	97, Jeff Ledbetter, 1979-82
Grandslams in Game	2, Craig Patterson vs. Wright State, 1979
Grandslams in Season	3, J.D. Drew, 1997; Jeremy Morris, 1997; Dennis Guinn, 2006; Buster Posey, 2008; Seth Miller, 2012
Grandslams in Career	6, J.D. Drew, 1995-97; Jeremy Morris, 1994-97

RUNS BATTED IN

Most in Game	16, Marshall McDougall vs. Maryland, 5/9/99
Most in Season	124, Jeff Ledbetter, 1982
Most in Career	346, Jeff Ledbetter, 1979-82

TOTAL BASES

Most in Game	25, Marshall McDougall vs. Maryland, 5/9/99
Most in Season	273, Jeff Ledbetter, 1982
Most in Career	704, Jeff Ledbetter, 1979-82

STOLEN BASES

Most in Game	6, Chip Bifano vs. Kearney State, 4/5/77
Most in Season	51, Edwin Alicea, 1988
Most in Career	100, Shane Robinson, 2004-06

HIT BY PITCHES

Most in Game	3, Karl Jernigan vs. St. Joseph's, 3/6/01 3, Justin Gonzalez vs. Niagara, 2/15/14 3, Hayden Kelly vs. USEF, 3/3/15
Most in Season	24, Jose Zabala, 1997
Most in Career	61, Karl Jernigan, 1998-2001

BASE ON BALLS

Most in Game	5, Stephen Drew vs. Siena, 3/4/03; Lionel Martinez vs. Virginia Tech, 5/10/80; Jeremy Morris vs. Clemson, 5/18/96
Most in Season	84, J.D. Drew, 1997
Most in Career	195, Paul Sorrento, 1984-86

STRIKEOUTS

Most in Game	5, Dick Nichols vs. Georgia Southern, 5/16/70; Dick Nichols vs. Southern Cal, 6/18/70; Ed Fulton vs. South Florida, 3/5/86; Chris Smith vs. Washington State, 3/7/99; Nick Rogers vs. Miami, 4/7/02
Most in Season	75, Tony Thomas, Jr., 2005
Most in Career	252, Justin Gonzalez, 2010-14
Fewest Strikeouts in a Season	1 (in 87 at-bats), Billy "Cooter" Mills, 1954



INDIVIDUAL RECORDS

DEFENSE

PUTOUTS

Most in Game	23, Bob Vaughn vs. Furman, 3/16/56
Most in Season	659, Doug Mientkiewicz, 1994
Most in Career	1,641, Jayce Boyd, 2010-12

ASSISTS

Most in Game	11, Scott Zech vs. Clemson, 5/16/97
Most in Season	261, Brooks Badeaux, 1998
Most in Career	802, Link Jarrett, 1991-94

PITCHING

PITCHING APPEARANCES

Most in Season	46, Kevin Lynch, 2005
Most in Career	136, Kevin Lynch, 2002-05

STARTS

Most in Season	24, Mike Loynd, 1986
Most in Career	78, Doug Little, 1983-86

RELIEF APPEARANCES

Most in Season	46, Kevin Lynch, 2005
Most in Career	136, Kevin Lynch, 2002-05

COMPLETE GAMES

Most in Season	12, Brooks Carey, 1978 (15 starts); 12, Danny O'Brien, 1975 (17 starts)
Most in Career	23, Wayne Vincent, 1966-68

INNINGS PITCHED

Most in Game	12.0, Cliff Ranew vs. Texas, 6/18/65; 12.0, Mike Bretz vs. Hawaii, 4/4/77
Most in Season	164.2, Mike Loynd, 1986
Most in Career	549, Doug Little, 1983-86

SAVES

Most in Season	18, Mac Scarce, 1970
Most in Career	32, Ricky Kimball, 1988-91

VICTORIES

Most in Season	20, Mike Loynd, 1986
Most in Career	49, Doug Little, 1983-86
Consecutive in Season	17, Mike Loynd, 1986
Consecutive in Career	18, Larry Jones, 1974-75

LOSSES

Fewest in Season (10+ decisions)	0, Gene Ammann, 1970 (15-0); Daniel Davidson, 2003 (10-0); Kevin Lynch, 2005 (12-0)
Fewest in Career (20+ decisions)	2, Gene Ammann, 1968-72 (31-2)

HOME RUNS ALLOWED

Most in Season	20, Chuck Howell, 1997
Most in Career	49, Doug Little, 1983-86

STRIKEOUTS RECORDED

Most in Game	24, Tony Avable vs. Furman, 3/16/56
Most in Season	223, Mike Loynd, 1986
Most in Career	520, Richie Lewis, 1985-87 (392.2 IP)

BASE ON BALLS

Most in Game	13, Richie Lewis vs. LSU, 2/22/87
Most in Season	72, Dave Fernald, 1972 (105.2 IP); 72, Richie Lewis, 1986 (127.2 IP)
Most in Career	236, Larry Jones, 1974-77 (300 IP)

EARNED RUN AVG.

Lowest in Season (30+ innings)	0.66, Gene Ammann, 1970 (10 ER/137 IP)
Lowest in Career (100+ innings)	1.45, Wayne Vincent, 1966-68 (58 ER/292 IP)
Highest in Season (30+ innings)	8.62, Al Ashmont, 1985 (30 ER/31 IP)

RUNS ALLOWED

Fewest in Season (50+ innings)	15, Daniel Bennett, 2011 (55.0 IP)
Most in Game	16, Howard Calhoun vs. Rollins 4/9/48
Most in Season	95, Doug Little, 1984
Most in Career	287, Doug Little, 1983-86 (549 IP)

EARNED RUNS ALLOWED

Fewest in Season (30+ innings)	4, Mike DiBlasi, 1998 (31.2 IP); 4, Eric Roman, 2001 (40.1 IP); 4, Jameis Winston, 2014 (33.1 IP)
Most in Game	10, Jeff Ledbetter vs. Jacksonville, 4/6/84; 10, Michael Hyde vs. Hawaii, 3/10/05
Most in Season (30+ innings)	79, Doug Little, 1984 (161.1 IP)
Most in Career (100+ innings)	211, Doug Little, 1983-86 (549 IP)

HITS ALLOWED

Fewest in Season (30+ innings)	13, Mac Scarce, 1971 (33.1 IP)
Most in Game	16, Bill Fuller vs. Auburn, 4/13/71
Most in Season	167, Doug Little, 1984 (161.1 IP)
Most in Career	533, Doug Little, 1983-86 (549 IP)

** denotes NCAA Tournament single-game record



SEMINOLES' TOP TEN

CAREER BATTING

GAMES PLAYED

279	Mike Yastrzemski	1980-83
276	Link Jarrett	1991-94
	Chris Brock	1989-92
272	Jeremy Morris	1994-97
269	Jose Marzan	1984-87
266	Jimmy Jones	1982-85
264	Rick Figueroa	1980-83
262	Jeff Ledbetter	1979-82
261	Scott Zech	1994-97
260	Ryan Barthelemy	1999-02
	Mike Futrell	1999-02

AT BATS

989	Link Jarrett	1991-94
978	Jose Marzan	1984-87
970	Luis Alicea	1984-86
968	Jeff Ledbetter	1979-82
948	Ryan Barthelemy	1999-02
944	Mike Yastrzemski	1980-83
938	Brooks Badeaux	1995-98
899	Jeremy Morris	1994-97
884	Frank Fazzini	1983-85
	Rick Figueroa	1980-83

RUNS

285	Jeff Ledbetter	1979-82
268	Luis Alicea	1984-86
261	Frank Fazzini	1983-85
257	Tyler Holt	2008-10
256	Brooks Badeaux	1995-98
254	J.D. Drew	1995-97
244	Jose Marzan	1984-87
	Mike Yastrzemski	1980-83
	Mike Fuentes	1978-81
229	Scott Zech	1994-97

HITS

335	Jeff Ledbetter	1979-82
331	Luis Alicea	1984-86
326	Frank Fazzini	1983-85
321	Ryan Barthelemy	1999-02
312	Jack Rye	2005-08
305	Jose Marzan	1984-87
302	Jeremy Morris	1994-97
298	Buster Posey	2006-08
296	Shane Robinson	2004-06
292	John-Ford Griffin	1999-01

DOUBLES

78	John-Ford Griffin	1999-01
	Jeremy Morris	1994-97
67	Ryan Barthelemy	1999-02
65	Link Jarrett	1991-94
62	Mike Yastrzemski	1980-83
	Jeff Ledbetter	1979-82
59	Tyler Holt	2008-10
	Jose Marzan	1984-87
58	Devon Travis	2010-12
	Shane Robinson	2004-06
	Tony Richie	2001-03

TRIPLES

19	Stephen Drew	2002-04
	Luis Alicea	1984-86
15	James Ramsey	2009-12
14	Mickey Lopez	1993-95
	Tony Thomas, Jr.	2005-07
13	J.D. Drew	1995-97
12	Jeremy Morris	1994-97
	Randy Hodges	1992-95
	Jose Marzan	1984-87
	Mike Yastrzemski	1980-83

HOME RUNS

97	Jeff Ledbetter	1979-82
79	Frank Fazzini	1983-85
69*	J.D. Drew	1995-97
64	Mike Fuentes	1978-81
52	Mike McGee	2008-11
50	Ryan Barthelemy	1999-02
48	Paul Sorrento	1984-86
46	Jeremy Morris	1994-97
45	Ed Fulton	1985-87
44	Stephen Drew	2002-04

RUNS BATTED IN

346	Jeff Ledbetter	1979-82
273*	Jeremy Morris	1994-97
270	Frank Fazzini	1983-85
261	Ryan Barthelemy	1999-02
257	J.D. Drew	1995-97
245	Mike McGee	2008-11
234	Mike Fuentes	1978-81
223	Mike Yastrzemski	1980-83
222	Paul Sorrento	1984-86
206	Buster Posey	2006-08

TOTAL BASES

704	Jeff Ledbetter	1979-82
631	Frank Fazzini	1983-85
558	Ryan Barthelemy	1999-02
542	Jeremy Morris	1994-97
539	J.D. Drew	1995-97
521	Mike Fuentes	1978-81
510	Mike McGee	2008-11
493	Jose Marzan	1984-87
492	Luis Alicea	1984-86
487	Paul Sorrento	1984-86

ON BASE PCT.

.521	J.D. Drew	1995-97
.510	Neil Martin	1958-59,61
.506	John-Ford Griffin	1999-01
.498	Gary Sprague	1966
.496	Lionel Martinez	1980-81
.495	Ken Smith	1952
.491	Bob Clem	1959-60
.487	Buster Posey	2006-08
.486	Tyler Holt	2008-10
.484	Mark Gilbert	1978

STOLEN BASES

100	Shane Robinson	2004-06
98	Jose Marzan	1984-87
95	Marc Ronan	1988-90
91	Allen Bevis	1989-92
90	Edwin Alicea	1987-88
87	Brett Groves	1998-01
82	Scott Zech	1994-97
	Mickey Lopez	1993-95
80	Mark Barineau	1981-83
79	Tyler Holt	2008-10

WALKS

203	Brooks Badeaux	1995-98
195	Paul Sorrento	1984-86
180	Sherman Johnson	2009-12
177	Jeff Ledbetter	1979-82
177	Tyler Holt	2008-10
175	J.D. Drew	1995-97
174	Doug Mientkiewicz	1993-95
	Mike Yastrzemski	1980-83
162	Jack Rye	2005-08
161	Jose Marzan	1984-87

STRIKEOUTS

252	Justin Gonzalez	2010-14
210	Stuart Tapley	2008-11
191	Mike McGee	2008-11
184	Ty Mueller	1989, 1991-93
180	John Sansone	2013-15
	Tony Thomas, Jr.	2005-07
175	Jeremy Morris	1994-97
171	Mike Futrell	1999-02
169	Frank Fazzini	1983-85
168	Scott Zech	1994-97

TOUGHEST TO STRIKEOUT

.050	Dale Koch, 218/11	1957-59
.051	Mike Augustine, 356/18	1962-64
.055	Randy Davidson, 218/12	1975
.056	Gary Sprague, 195/11	1966
.056	Craig Patterson, 467/26	1978-79
.057	Roy Mewbourne, 158/9	1966-67
.063	Rick Snyder, 416/26	1971-73
.064	Guillermo Bonilla, 233/15	1975
.068	Tom Thomas, 205/14	1964,66
.075	Wayne Mears, 173/13	1975
.075	Jody Reed, 570/43	1983-84

TOTAL SACRIFICES

37	Aaron Cheesman	2002-05
35	Mike Martin, Jr.	1993-95
34	Barry Blackwell	1985-88
33	Jose Marzan	1984-87
	Jack Rye	2005-08
32	Brooks Badeaux	1995-98
31	Jose Zabala	1995-98
30	Randy Hodges	1994-97
	Stuart Tapley	2008-11
	Scott Zech	1992-95



SEMINOLES' TOP TEN

HIT BY PITCH

61	Karl Jernigan	1998-01
51	John Sansone	2013-15
46	Jose Zabala	1995-98
41	Brett Groves	1998-00
40	Tommy Oravetz	2006-09
39	Justin Gonzalez	2010-13
37	Bryan Zech	2001-04
32	Mark Barineau	1981-83
31	James Ramsey	2009-12
	Stuart Tapley	2008-11
	Tony Thomas, Jr.	2005-07

BATTING AVG. (500+ AB)

.427	John-Ford Griffin	1999-01
.410	Bob Clem	1959-60
.398	Buster Posey	2006-08
.393	Blane McDonald	1978
.391	J.D. Drew	1995-97
.384	Matt Diaz	1998-99
.383	Marshall McDougall	1999-00
.379	Gary Sprague	1966
.378	Bien Figueroa	1985-86
.374	Mike Fuentes	1978-81

BATTING AVG. (300-499 AB)

.427	Buddy Cribb	1988-90
.407	Bob Benda	1976-78
.379	Eddy Martinez-Esteve	2003-04
.377	Tom Rosa	1972-73
.376	Craig Patterson	1978-79
.360	Stephen Drew	2002-03
.357	Mark Lacy	1981-82
.354	Brian Cox	1997-98
.352	Terry Kennedy	1975-77
.350	Kenny Felder	1990-92
	Rob Bargas	1989-90

BATTING AVG. (50-299 AB)

.475	Steve Taddeo	1986-87
.445	Jim Sherrill	1972-73
.393	Tom Cook	1968
.386	Jim McArdle	1976-77
.377	Kevin Rigby	1978
.374	Tony Delmonico	2008
.372	Jim Weaver	1980
	Doug Casey	1978-79
.366	Joel Hicks	1976-77

SLUGGING PCT. (500+ AB)

.789	J.D. Drew	1995-97
.779	Jim Weaver	1980
.727	Jeff Ledbetter	1979-82
.714	Frank Fazzini	1983-85
.708	Marshall McDougall	1999-00
.700	Matt Diaz	1998-99
.693	Mike Fuentes	1978-81
.686	John-Ford Griffin	1999-01
.677	Mark Lacy	1981-82
.655	Stephen Drew	2002-03

SLUGGING PCT. (300-499 AB)

.748	Buddy Cribb	1988-90
.684	Mark Lacy	1981-82
.666	Brad Parker	1988-90
.659	Terry Kennedy	1975-77
.655	Stephen Drew	2002-03
.623	Kenny Felder	1990-92
.622	Chris Cawthon	1981-82
.606	Bob Benda	1976-78
.585	Brian Cox	1997-98
.548	Craig Patterson	1978-79

SLUGGING PCT. (50-299 AB)

.696	Tim Sherrill	1972-73
.678	Steve Taddeo	1986-87
.667	Joel Hicks	1976-77
.640	Mark Coulter	1976-77
.635	Scooby Morgan	1994-96
.620	Daniel Wardell	2003
.608	Eddy Martinez-Esteve	2003
.596	Sean Gilmartin	2009-10
.593	Sam Scott	1999
.590	Jim Lyttle	1966

CAREER PITCHING

APPEARANCES

136	Kevin Lynch	2002-05
127	Daniel Hodges	2000-03
116	Zach Diaz	1996-99
114	Gage Smith	2012-14
113	Ricky Kimball	1988-91
109	Chris Chavez	1996-99
108	Jimmy Marshall	2006-09
106	Matt DiBlasi	2003-06
98	Mike DiBlasi	1997-00
97	Chris Roberts	1990-92

CAREER STARTS

78	Doug Little	1983-86
75	Blair Varnes	1999-02
62	Matt Lynch	2000-03
58	Mike Loynd	1983-86
55	Jon McDonald	1998-00
52	Jonathan Johnson	1993-95
	Roger Bailey	1990-92
50	Sean Gilmartin	2009-11
47	Bryan Henry	2005-07
46	Mike Compton	2012-15
	Mark Sauls	2003-06
	Jeff Gray	1981-84

RELIEF APPEARANCES

136	Kevin Lynch	2002-05
127	Daniel Hodges	2000-03
114	Gage Smith	2012-14
111	Zach Diaz	1996-99
106	Matt DiBlasi	2003-06
	Jimmy Marshall	2006-09
98	Mike DiBlasi	1997-00
92	Ricky Kimball	1988-91
87	Brian Chambers	2004-07
86	Chris Ginn	1998-01

COMPLETE GAMES

22	Doug Little	1983-86
16	Richie Lewis	1985-87
15	Paul Wilson	1992-94
14	Dick Wiggens	1979-80
12	Jonathan Johnson	1993-95
	Rick Hatcher	1979-81
	Jim Riley	1978-79
	Brooks Carey	1978
11	Gar Finnvoold	1989-90
10	Randy Choate	1995-97
	George Lott	1969
	Gene Ammann	1968-69

INNINGS PITCHED

549.0	Doug Little	1983-86
446.0	Blair Varnes	1999-02
398.1	Matt Lynch	2000-03
395.2	Mike Loynd	1983-86
382.2	Richie Lewis	1985-87
363.1	Jonathan Johnson	1993-95
338.0	Jon McDonald	1998-00
	Jeff Gray	1981-84
333.0	Roger Bailey	1990-92
330.0	Sean Gilmartin	2009-11

STRIKEOUTS

520	Richie Lewis	1985-87
417	Mike Loynd	1983-86
391	Jonathan Johnson	1993-95
370	Doug Little	1983-86
334	Matt Lynch	2000-03
326	Blair Varnes	1999-02
321	Sean Gilmartin	2009-11
320	Jon McDonald	1998-00
312	Chris Chavez	1996-99
307	Ricky Kimball	1988-91

STRIKEOUTS PER 9 INNINGS

14.15	Mac Scarce, 69.1/109	1970-71
13.28	Luke Tucker, 40.0/59	2006-07
12.65	Tony Avitable, 95.1/134	1955-56
12.63	Danny Rosen, 45.2/64	2007
12.62	Jerry Boxer, 66.1/93	1956-57
12.23	Richie Lewis, 382.2/520	1985-87
11.89	Rhett James, 44.2/59	2003
11.42	Chris Whidden, 75.2/96	1999-00, 02-03
11.40	Tim Davis, 184.0/233	1991-92
11.16	Matt Dunbar, 123.1/153	1987-90

WALKS

232	Richie Lewis	1985-87
178	Doug Little	1983-86
173	Mike Loynd	1983-86
162	Jonathan Johnson	1993-95
161	Chris Chavez	1996-99
156	Jon McDonald	1998-00
136	Roger Bailey	1990-92
132	Matt Lynch	2000-03
123	Steve Gelmine	1982-85
121	David Smalley	1980-83

WALKS PER 9 INNINGS

1.38	George Lott	1968-69
1.51	Jeff Hill	1967-69
1.73	Frank Davis	1959-61
1.77	Gage Smith	2012-14
1.78	Eddie Cannon	2003
1.87	Steve Mastin	1968
	Daniel Hodges	2000-03
1.95	Mike Kelley	1975
2.00	Rod Byerly	1987-88
2.01	John Bentley	1997-98, 00-01

STRIKEOUTS TO WALKS

5.29	Eddie Cannon	2003
5.27	George Lott	1968-69
5.23	Steve Mastin	1968
4.66	Mike Ziegler	2000
4.00	Jeff Hill	1967-69
3.98	Frank Davis	1959-61
3.96	Daniel Hodges	2000-03
3.89	Mac Scarce	1970-71
3.87	Luke Weaver	2012-13
3.82	Tim Davis	1991-92



SEMINOLES' TOP TEN

HITS ALLOWED

533	Doug Little	1983-86
464	Blair Varnes	1999-02
416	Matt Lynch	2000-03
351	Jeff Gray	1981-84
348	Mike Loynd	1983-86
319	Jon McDonald	1998-00
317	Roger Bailey	1990-92
307	Sean Gilmartin	2009-11
280	Richie Lewis	1985-87
276	Jonathan Johnson	1993-95

RUNS ALLOWED

287	Doug Little	1983-86
232	Blair Varnes	1999-02
197	Matt Lynch	2000-03
	Mike Loynd	1983-86
193	Jeff Gray	1981-84
188	Jon McDonald	1998-00
181	Richie Lewis	1985-87
162	Sean Gilmartin	2009-11
155	Mark Sauls	2003-06
148	Roger Bailey	1990-92

EARNED RUNS ALLOWED

212	Doug Little	1983-86
193	Blair Varnes	1999-02
156	Matt Lynch	2000-03
151	Mike Loynd	1983-86
148	Jon McDonald	1998-00
144	Jeff Gray	1981-84
136	Richie Lewis	1985-87
131	Sean Gilmartin	2009-11
121	Roger Bailey	1990-92
120	Brian Busch	2009-12

WINS

49	Doug Little	1983-86
45	Mike Loynd	1983-86
42	Matt Lynch	2000-03
41	Blair Varnes	1999-02
38	Richie Lewis	1985-87
35	Roger Bailey	1990-92
34	Jonathan Johnson	1993-95
33	Sean Gilmartin	2009-11
32	Bryan Henry	2005-07
31	Jon McDonald	1998-00

SAVES

32	Ricky Kimball	1988-91
31	Daniel Hodges	2000-03
30	Mac Scarce	1970-71
18	Daniel Bennett	2010-11
	Mike McGee	2008-11
16	Robert Benincasa	2010-12
	Mike DiBlasi	1997-00
15	Philip Olson	1993-95
	Billy Strode	2013-15
13	Chris Chavez	1996-99

LOSSES

18	Doug Little	1983-86
13	Sean Gilmartin	2009-11
	Jeff Gray	1981-84
12	Jon McDonald	1998-00
	Richie Lewis	1985-87
	Martin Howell	1962-64
11	Paul Wilson	1992-94
10	Blair Varnes	1999-02
	Chris Chavez	1996-99
	Bryan Harris	1991-93
	Ray Revak	1984-85
	Mike Loynd	1983-86

SHUTOUTS

6	Paul Wilson	1992-94
4	Jonathan Johnson	1993-95
	Chris Pollack	1986-87
	Doug Little	1983-86
3	Matt Lynch	2000-03
	Chris Roberts	1990-92
	Clyde Keller	1988-89
	Ray Revak	1984-85
	Dick Wiggins	1979-80
2	12 tied with 2	
	Last: Mike Compton	2012-15

HOME RUNS ALLOWED

49	Doug Little	1983-86
41	Jeff Gray	1981-84
38	Matt Lynch	2000-03
37	Richie Lewis	1985-87
35	Sean Gilmartin	2009-11
34	Blair Varnes	1999-02
32	Mike Loynd	1983-86
31	Chuck Howell	1994-97
25	Hunter Scantling	2009-12
	Jon McDonald	1998-00

ERA (200+ IP)

1.43	Gene Ammann	1968-70
1.79	Wayne Vincent	1966-68
1.88	Marv Stringfellow	1965-67
2.18	Jonathan Johnson	1993-95
2.25	Danny O'Brien	1973-75
2.37	Paul Wilson	1992-94
2.40	Larry Jones	1974-77
2.58	Bill Fuller	1970-73
2.56	Daniel Hodges	2000-03
2.60	Bryan Henry	2005-07

ERA (100-199 IP)

0.93	Pat Osburn	1970
1.27	Steve Mastin	1968
2.10	John Nedeau	1990-93
2.33	Billy Strode	2013-15
2.37	Mike Slade	1968-70
2.56	Gage Smith	2012-14
2.64	Terry Farmer	1973-74
2.65	David Yocum	1994-95
2.69	Tim Davis	1991-92
2.76	Jackie Smith	1976-77

ERA (50-99 IP)

1.30	Mac Scarce	1970-71
1.30	Craig Skok	1968-69
1.60	John Ferguson	1969-70
1.79	Tom Henson	1969-70
1.83	George Lott	1968-69
1.88	Mike Reibling	1967-69
1.94	Jameis Winston	2013-14
2.05	Carl Gromek	1969-70
2.08	Barry McQueen	1971
2.21	LaDon Boyd	1967

SEASON BATTING

GAMES PLAYED

84	Paul Sorrento	1984
	Frank Fazzini	1984
82	Luis Alicea	1985
	Luis Alicea	1984
81	Frank Fazzini	1985
	Eric Mangham	1985
80	Bien Figuero	1985
78	Paul Sorrento	1985
	Jose Marzan	1984
	Mike Fuentes	1981

AT BATS

357	Luis Alicea	1985
332	Frank Fazzini	1985
327	Luis Alicea	1984
320	Bien Figueroa	1985
317	Frank Fazzini	1984
312	Jeff Ledbetter	1982
307	Jose Marzan	1986
301	Chris Smith	2000
	Marshall McDougall	1999
	Matt Diaz	1999

RUNS SCORED

110	J.D. Drew	1997
109	Frank Fazzini	1985
105	Jeff Ledbetter	1982
104	Marshall McDougall	1999
102	Bien Figuero	1985
100	Luis Alicea	1985
99	Mark Barineau	1982
97	Jody Reed	1983
96	Shane Robinson	2005
94	Luis Alicea	1986

HITS

137	Frank Fazzini	1985
126	Marshall McDougall	1999
122	Shane Robinson	2005
121	John-Ford Griffin	2000
119	Jeff Ledbetter	1982
	Buster Posey	2008
118	Bien Figueroa	1985
116	Bien Figueroa	1986
	Luis Alicea	1985
114	Matt Diaz	1999



SEMINOLES' TOP TEN

CONSECUTIVE GAME HITS

40	Shane Robinson	2004-05
34	J.D. Drew	1997
33	Marshall McDougall	1999
	Ryan Barthelemy	2002
28	Brad Parker	1988
27	Luis Alicea	1984
26	Shane Robinson	2006
24	Rick Figueredo	1982
	James Ramsey	2011

DOUBLES

36	Jeremy Morris	1996
33	John-Ford Griffin	2000
	Tony Thomas, Jr.	2007
30	John-Ford Griffin	2001
29	Don DeLoach	1980
28	Chris Smith	2000
27	Brian Cox	1998
26	Tyler Holt	2010
	Marshall McDougall	1999
	Tony McQuade	2002
	Tony Richie	2003
	Nandy Serrano	1991
	Devon Travis	2011

TRIPLES

9	Luis Alicea	1985
	Dick Gold	1969
8	Stephen Drew	2003
	Randy Hodges	1994
	Mark Lacy	1982
7	Dave Moates	1969
6	James Ramsey	2010 & 2012
	Tony Thomas, Jr.	2007
	Jeremy Morris	1997
	Mickey Lopez	1993
	Edwin Alicea	1988
	Luis Alicea	1984
	Mark Barineau	1982
	Ron Cash	1971
	Mike Easom	1969

HOME RUNS

42	Jeff Ledbetter	1982
32	Frank Fazzini	1985
31	J.D. Drew	1997
29	Frank Fazzini	1984
28	Marshall McDougall	1999
27	Mike Fuentes	1981
26	Chris Cawthon	1982
	Buster Posey	2008
25	Jeremy Morris	1997
23	Jeff Ledbetter	1981

RUNS BATTED IN

124	Jeff Ledbetter	1982
118	Frank Fazzini	1985
116	Jeremy Morris	1997
106	Marshall McDougall	1999
103	Chris Cawthon	1982
100	J.D. Drew	1997
95	Jeff Ledbetter	1981
94	Ryan Barthelemy	2002
	Matt Diaz	1999
	J.D. Drew	1996

TOTAL BASES

273	Jeff Ledbetter	1982
263	Frank Fazzini	1985
242	Marshall McDougall	1999
226	Buster Posey	2008
224	J.D. Drew	1997
212	Frank Fazzini	1984
207	Matt Diaz	1999
200	John-Ford Griffin	2001
198	Jeremy Morris	1997
197	Mike Fuentes	1981

ON BASE PCT.

.604	J.D. Drew	1997
.566	Buster Posey	2008
.552	Tony Thomas, Jr.	2007
.542	John-Ford Griffin	2001
.539	Lionel Martinez	1980
.521	Neil Martin	1959
.520	Tyler Holt	2009
.517	Bob Clem	1959
.513	James Ramsey	2012
.508	J.D. Drew	1996

STOLEN BASES

51	Edwin Alicea	1988
49	Shane Robinson	2005
48	Mark Gilbert	1978
43	Marc Ronan	1989
41	Eric Mangham	1986
39	Edwin Alicea	1987
	Jose Marzan	1987
36	Mark Barineau	1982
34	Tyler Holt	2009
	Brett Groves	2000
	Ronald Lewis	1987
	Marc Ronan	1987

WALKS

84	J.D. Drew	1997
80	Mark Barineau	1982
	Lionel Martinez	1980
77	Ed Fulton	1987
75	Paul Sorrento	1984
	Lionel Martinez	1981
71	Edwin Alicea	1988
69	Sherman Johnson^	2012
	DJ Stewart^	2015
68	Brooks Badeaux	1998
	Jody Reed	1984
	Jody Reed	1983

STRIKEOUTS

75	Tony Thomas, Jr.	2005
74	Frank Fazzini	1984
	Kenny Felder	1991
	Justin Gonzalez	2011
73	Dylan Busby	2015
	Justin Gonzalez	2012
72	Kevin Cash	1999
68	Justin Gonzalez	2014
66	John Sansone	2015
	Tony Thomas, Jr.	2006

TOUGHEST TO STRIKEOUT

.034	Ray Bazzell, 87/3	1960
.037	Mike Augustine, 136/5	1964
.040	Dale Koch, 100/4	1958
.042	Craig Patterson, 239/10	1979
.048	Rick Snyder, 227/11	1973
.049	Mike Augustine, 163/8	1963
.055	Roy Mewbourne, 128/7	1967
	Randy Davidson, 218/12	1975
.056	Dick Howser, 89/5	1958
	Gary Sprague, 195/11	1966

TOTAL SACRIFICES

22	Aaron Cheesman	2005
19	Mark Barineau	1983
17	Mark Hallberg	2007
	Jose Zabala	1998
15	Randy Hodges	1995
14	Devon Travis	2010
	Mike Martin, Jr.	1994
13	Geoff Sprague	1997
	Nandy Serrano	1992
	Stuart Tapley	2009

HIT BY PITCH

24	Jose Zabala	1997
23	Karl Jernigan	2001
20	Karl Jernigan	2000
	John Sansone	2015
18	John Sansone	2014
16	Stephen McGee	2012
15	Bryan Zech	2002
14	Mark Barineau	1983
	Jerrod Brown	2002
	Jerrod Brown	2001
	Matt Diaz	1999
	Kenny Felder	1991
	Justin Gonzalez	2011
	Tommy Oravetz	2009
	Jose Zabala	1998
	Bryan Zech	2001

BATTING AVG. (200+ AB)

.463	Buster Posey	2008
.455	J.D. Drew	1997
.450	John-Ford Griffin	2001
.430	Tony Thomas, Jr.	2007
.427	Shane Robinson	2005
.419	Marshall McDougall	1999
.413	Frank Fazzini	1985
.408	Mike Fuentes	1980
.403	John-Ford Griffin	2000
.402	Stephen Drew	2002

BATTING AVG. (101-199 AB)

.436	John-Ford Griffin	1999
	Bob Clem	1959
.404	Ken Suarez	1964
.399	Mike Augustine	1963
.391	Joe Hicks	1976
.387	Steve Nedeau	1994
.386	Mike Easom	1968
	Dick Howser	1956
.384	Tom Cook	1968
.383	Stuart Tapley	2008



SEMINOLES' TOP TEN

BATTING AVG. (50-100 AB)

.415	Riley Sweeney	1955
.394	Robert Rosell	1956
.392	Fred Twomey	1955
.387	Stephen Cardullo	2008
.383	Bob Clem	1960
.368	Billy Cooter Mills	1954
.365	Owen McCarron	1958
.364	Dick Howser	1957
.363	John Cook	1992
.362	Lamar Brown	1949

SLUGGING PCT. (200+ AB)

.961	J.D. Drew	1997
.879	Buster Posey	2008
.875	Jeff Ledbetter	1982
.804	Marshall McDougall	1999
.797	John-Ford Griffin	2001
.792	Jeremy Morris	1997
	Frank Fazzini	1985
.779	Jim Weaver	1980
.770	Fred Twomey	1955
.759	J.D. Drew	1996

SLUGGING PCT. (50-199 AB)

.815	Terry Kennedy	1976
.779	Jim Weaver	1980
.768	Mike McGee	2009
.732	Marc Giorando	1987
.723	Jeff Ledbetter	1979
.682	Joe Hicks	1976
.674	Tom Cook	1968
.641	Mark Lacy	1981
.639	Steven Morgan	1996
.620	Daniel Wardell	2003

SEASON PITCHING

APPEARANCES

46	Kevin Lynch	2005
41	Bruce Tanner	1983
40	Gage Smith	2014
39	Gage Smith	2012
	Daniel Bennett	2011
	Tyler Chambliss	2005
	Matt DiBlasi	2005
	Daniel Hodges	2003
38	Jimmy Marshall	2008
37	Doug Treadway	1984

GAMES STARTED

24	Mike Loynd	1986
23	Doug Little	1984
21	Randy Choate	1996
	Roger Bailey	1992
	Doug Little	1985
20	Matt Lynch	2002
	Blair Varnes	2000
	Mike Zeigler	2000
	Jon McDonald	2000
	Jon McDonald	1999
	Nick Stocks	1999
	Jonathan Johnson	1994

RELIEF APPEARANCES

46	Kevin Lynch	2005
41	Bruce Tanner	1983
40	Gage Smith	2014
39	Gage Smith	2012
	Daniel Bennett	2011
	Tyler Chambliss	2005
	Matt DiBlasi	2005
	Daniel Hodges	2003
38	Jimmy Marshall	2008
36	Rhett James	2003
	Daniel Hodges	2002
	Dylan Silva	2015

COMPLETE GAMES

12	Brooks Carey	1978
10	Dick Wiggins	1979
10	George Lott	1969
9	Paul Wilson	1994
	Gar Finnfold	1990
8	Richie Lewis	1986
	Gene Ammann	1969
7	Jonathan Johnson	1995
	Richie Lewis	1987
	Doug Little	1983
	Jim Riley	1978

INNINGS

164.2	Mike Loynd	1986
161.1	Doug Little	1984
151.1	Doug Little	1985
150.0	Randy Choate	1996
	Richie Lewis	1987
143.0	Paul Wilson	1994
139.1	Roger Bailey	1992
136.1	Gar Finnfold	1990
134.2	Randy Choate	1997
134.1	Gar Finnfold	1989

WALKS

88	Richie Lewis	1987
72	Richie Lewis	1986
	Richie Lewis	1985
69	Roger Bailey	1992
63	Mike Loynd	1985
58	Al Beccaccio	1963
57	Jonathan Johnson	1994
	Mike Loynd	1986
56	Doug Little	1983
55	Gene Ammann	1969

WALKS PER 9 INNINGS (30+ INN.)

0.84	Gage Smith	2014
1.13	Jeff Hill	1969
1.21	Daniel Hodges	2003
1.34	Frank Davis	1960
1.33	George Lott	1969
1.48	Rod Byerly	1987
1.41	John Bentley	1998
1.42	Daniel Hodges	2002
1.52	Mike Compton	2015
1.54	Robert Benincasa	2012

STRIKEOUTS TO WALKS (30+ INN.)

8.29	Robert Benincasa	2012
6.26	Luke Weaver	2013
6.19	Sean Gilmartin	2011
6.00	Jeff Hill	1969
5.83	Mike Compton	2015
5.58	Frank Davis	1960
5.43	Daniel Hodges	2003
5.36	George Lott	1969
5.33	Rod Byerly	1987
5.29	Eddie Cannon	2003

STRIKEOUTS

223	Mike Loynd	1986
202	Richie Lewis	1986
196	Richie Lewis	1987
161	Paul Wilson	1994
149	Mike Ziegler	2000
142	Tim Davis	1992
139	Nick Stocks	1999
138	John Wasdin	1993
137	Jonathan Johnson	1994
136	Gar Finnfold	1990

STRIKEOUTS PER 9 INNINGS

15.00	Mac Scarce, 36.0/60	1971
14.24	Richie Lewis, 127.2/202	1986
13.73	Chris Whidden, 39.1/60	1999
13.50	Luke Tucker, 34.0/51	2006
13.24	Matt Dunbar, 52.1/77	1988
13.23	Mac Scarce, 33.1/49	1970
12.86	Jerry Boxer, 63.0/90	1957
12.82	Tony Avitable, 86.1/123	1956
12.73	Robert Benincasa, 41.0/58	2012
12.63	Danny Rosen, 45.2/64	2007

HITS ALLOWED

167	Doug Little	1984
137	Doug Little	1986
136	Mike Loynd	1986
135	Doug Little	1985
134	Sean Gilmartin	2010
132	Matt Lynch	2002
129	Randy Choate	1996
127	Roger Bailey	1992
126	Blair Varnes	2000
124	Dick Wiggins	1979

RUNS ALLOWED

95	Doug Little	1984
81	Doug Little	1986
73	Sean Gilmartin	2010
	Mike Loynd	1984
67	Richie Lewis	1987
66	Jon McDonald	2000
	Jeff Gray	1984
64	Blair Varnes	2000
63	Randy Choate	1997
	Mike Loynd	1986
	Kevin Smith	1985

EARNED RUNS ALLOWED

79	Doug Little	1984
65	Sean Gilmartin	2010
56	Mike Loynd	1984
	Doug Little	1984
54	Randy Choate	1997
	Ray Revak	1984
53	Jon McDonald	1998
	Jeff Gray	1983
	Clem Freeman	1981
52	Matt Lynch	2002



SEMINOLES' TOP TEN

SAVES

18	Mac Scarce	1971
16	Robert Benincasa	2012
15	Daniel Bennett	2011
	Tyler Chambliss	2005
14	Billy Strode	2015
13	Mike McGee	2010
12	Daniel Hodges	2003
	Daniel Hodges	2002
11	Justin Lord	2001
	Brad Gregory	1990

WINS

20	Mike Loynd	1986
16	Doug Little	1985
15	Randy Choate	1996
	Roger Bailey	1992
	Gar Finnvoid	1990
	Richie Lewis	1987
14	Bryan Henry	2007
	Richie Lewis	1986
13	Matt Lynch	2003
	Matt Lynch	2002
	Nick Stocks	1999
	Randy Choate	1997
	Paul Wilson	1994
	Clyde Keller	1989
	Mike Loynd	1985
	Brooks Carey	1978

ERA (101+ IP)

0.66	Gene Ammann	1970
0.92	Pat Osburn	1970
1.27	Gene Mastin	1968
1.48	Danny O'Brien	1975
1.51	Wayne Vincent	1966
1.62	Wayne Vincent	1969
1.68	Jonathan Johnson	1993
1.94	Larry Jones	1975
2.08	Paul Wilson	1994
2.08	Gene Ammann	1969

ERA (50-100 IP)

1.32	Jack Bristol	1958
1.34	Craig Skok	1969
1.46	Scooby Morgan	1995
1.46	Eddie Howell	1966
1.60	Frank Davis	1959
1.60	Frank Slusser	1958
1.70	George Lott	1969
1.86	Al Beccaccio	1963
1.88	Matt Dunbar	1988
1.92	Danny O'Brien	1978

SHUTOUTS

4	Paul Wilson	1993
3	Clyde Keller	1989
	Ray Revak	1984
2	Jonathan Johnson	1995
	Paul Wilson	1994
	Chris Roberts	1991
	Gar Finnvoid	1990
	Chris Pollack	1987
	Chris Pollack	1986
	Doug Little	1985
	Jeff Gray	1982
	Dick Wiggins	1980
	Ken Fischer	1980
	Brooks Carey	1978
	George Lott	1969
	Craig Skok	1969

*ACC Record; ^NCAA Leader

+Most by a Freshman

TEAM SEASON BATTING

AT BATS

AB	GAMES	YEAR
2872	82	1985
2866	84	1984
2644	81	1981
2601	74	2002
2563	74	1982
2554	72	2000
2540	73	1998
2539	71	1999
2498	75	1994
2464	74	1986

RUNS

RUNS	GAMES	YEAR
786	82	1985
752	74	1982
663	68	2008
655	74	1986
645	71	1999
644	84	1986
638	74	2002
	73	1998
	79	1981
635	67	1997

HITS

HITS	GAMES	YEAR
947	82	1985
869	68	2008
839	74	1982
833	84	1984
831	71	1999
822	74	2002
814	72	2000
807	79	1981
801	74	1986
789	62	2007

DOUBLES

2B	GAMES	YEAR
182	72	1990
180	72	2000
179	74	2002
176	71	1999
172	62	2007
163	63	2009
	68	2008
161	68	2003
	66	2001
	70	1992

TRIPLES

3B	GAMES	YEAR
35	68	1972
	52	1969
34	75	1994
33	74	1982
30	59	1970
29	63	1980
	52	1966
28	59	1973
27	73	1987
26		3 tied with 26

HOME RUNS

HR	GAMES	YEAR
146	82	1985
131	74	1982
114	67	1997
113	79	1981
111	71	1999
103	68	2008
99	84	1984
94	73	1987
	63	1980
89	63	2009
	74	1983

RUNS BATTED IN

RBI	GAMES	YEAR
698	82	1985
658	74	1982
603	68	2008
592	71	1999
588	74	2002
565	74	1986
564	67	1997
561	79	1981
560	73	1998
550	63	1980

TOTAL BASES

TB	GAMES	YEAR
1580	82	1985
1457	74	1982
1385	68	2008
1370	71	1999
1326	79	1981
1315	84	1984
1293	74	2002
1280	72	2000
1257	67	1997
1243	74	1986



SEMINOLES' TOP TEN

SLUGGING PCT.

%	GAMES	YEAR
.568	74	1982
.565	68	2008
.558	63	1980
.550	82	1985
.540	71	1999
.536	63	2009
.533	67	1997
.516	61	1979
.515	62	2007
.504	74	1986

WALKS

BB	GAMES	YEAR
555	84	1984
524	74	1982
500	82	1985
483	74	1983
458	73	1987
449	74	1986
444	72	1989
435	68	2008
426	63	1980
422	72	1988
	79	1981

STRIKEOUTS

SO	GAMES	YEAR
552	65	2015
527	71	1999
520	84	1984
504	73	2005
500	73	1998
490	65	2011
489	68	2010
476	74	2002
475	63	2009
472	68	2004

HIT BY PITCHES

HP	GAMES	YEAR
104	64	2013
97	66	2001
96	67	2012
	65	2015
94	74	2002
86	72	2000
84	73	1998
	60	2014
80	65	2011
78	71	1999
77	68	2003

SACRIFICE FLIES

SF	GAMES	YEAR
47	73	2005
46	63	2009
45	68	2008
44	68	2010
	84	1984
42	66	2001
	60	2014
41	69	1996
40	68	2004
	74	2002
	74	1986

SACRIFICE HITS

SH	GAMES	YEAR
62	73	2005
53	75	1994
41	69	1996
39	73	1987
38	65	1993
37	65	2006
	67	1997
36	68	2010
	68	2004
	68	2003
	73	1998

LEFT ON BASE

LOB	GAMES	YEAR
724	84	1984
649	68	2008
631	73	2005
627	82	1985
614	71	1999
610	74	2002
604	74	1983
602	72	2000
601	65	2011
587	67	2012

STOLEN BASES

SB	GAMES	YEAR
232	73	1987
197	69	1988
184	74	1986
165	72	1990
162	69	1995
	72	1989
160	67	1997
132	75	1994
129	74	1983
124	69	1996

STOLEN BASES ATTEMPTED

SBA	GAMES	YEAR
303	73	1987
249	74	1986
246	72	1990
242	69	1988
226	72	1989
207	69	1995
202	67	1997
192	75	1994
184	71	1991
182	65	1993

BATTING AVG. (MIN. 50 GAMES)

BA	GAMES	YEAR
.355	68	2008
.350	62	2007
.337	63	1980
.330	82	1985
.327	71	1999
	74	1982
.325	74	1986
.322	69	1996
.321	63	2009
.319	72	2000
	61	1979

TEAM SEASON PITCHING

EARNED RUN AVG.

ERA	GAMES	YEAR
1.49	59	1970
1.98	52	1969
2.07	59	1975
2.27	41	1968
2.48	44	1967
2.72	69	1995
2.76	57	1971
2.89	59	1973
2.90	65	1993
2.92	64	2013

OPPONENT BATTING AVG.

BA	GAMES	YEAR
.186	59	1970
.198	59	1975
.207	53	1976
.208	57	1971
.214	52	1966
.215	41	1968
.218	59	1973
.219	52	1969
.220	46	1967
.226	69	1995

SAVES

SV	GAMES	YEAR
29	72	1990
27	57	1971
24	65	2011
22	74	2002
21	67	2012
	68	1972
20	68	2010
18	74	1986
	73	2005
17	71	1999
	71	1991
	82	1985
	79	1981
	59	1973
	66	2001

INNINGS PITCHED

IP	GAMES	YEAR
738.0	84	1984
711.2	82	1985
665.2	79	1981
660.2	74	2002
659.0	75	1994
649.2	73	2005
648.2	72	2000
647.2	79	1989
647.0	73	1998
639.0	73	1987

COMPLETE GAMES

CG	GAMES	YEAR
27	52	1969
25	59	1975
24	61	1979
23	63	1979
22	62	1978
	59	1970
21	74	1986
19	68	1972
16	75	1994



SEMINOLES' TOP TEN

SHUTOUTS	GAMES	YEAR
63		1980
15	59	1975
	59	1970
12	72	1989
11	69	1995
	59	1973
10	82	1985
	57	1971
9	41	1968

HITS ALLOWED	GAMES	YEAR
756	84	1984
716	79	1981
686	74	2002
653	82	1985
650	72	1990
629	73	2005
617	68	2004
609	67	1997
605	73	1998
602	69	1988

RUNS ALLOWED	GAMES	YEAR
464	84	1984
407	79	1981
406	82	1985
376	68	2004
375	74	1982
355	63	2009
351	74	2002
356	68	2010
344	68	2008
337	73	1998

EARNED RUNS ALLOWED	GAMES	YEAR
367	84	1984
319	79	1981
295	74	1982
294	82	1985
292	68	2010
291	74	2002
285	68	2004
281	63	2009
278	67	1997
276	68	2008

HOME RUNS ALLOWED	GAMES	YEAR
94	63	1980
82	84	1984
78	82	1985
65	74	1983
64	63	2009
63	68	2010
61	67	1991
60	73	1998
	74	1986
57	74	1981

WALKS	GAMES	YEAR
371	82	1985
340	68	1972
330	73	1998
319	74	1982
315	74	1983
310	84	1984
	79	1981
303	63	2009
294	70	1992
287	73	1987

STRIKEOUTS	GAMES	YEAR
718	74	1986
680	75	1994
662	71	1999
657	72	1989
637	71	1991
631	72	2000
629	70	1992
628	69	1995
620	65	1993
612	73	1987

PICKOFFS	GAMES	YEAR
23	63	1974
22	84	1984
21	69	1988
20	68	2010
	64	2013
19	68	2008
18	68	2003
	63	1980
17	60	2014
16	59	1973

FIELDING PCT.			
%	PO+A	E	YEAR
1. .975	2300	60	2007
2. .973	2872	81	1994
3. .972	2469	71	2011
4. .970	2342	72	2014
5. .969	2531	80	2010
6. .969	2536	81	1993
7. .968	2468	81	2012
8. .968	2660	89	1991
9. .967	2770	95	2005
10. .967	2500	86	2006

BATTING CHAMPIONS

YR	BATTER	AVG	H	AB
1948	Jack Wilson	.298	20	67
1950	Ron Melton	.361	30	83
1951	Lee Bailey	.352	32	91
1952	Ralph Blinn	.317	20	63
1953	John Cuesta	.353	30	85
1954	Billy "Cooter" Mills	.368	32	87
1955	Jim Seevers	.415	27	65
1956	Dick Howser	.415	27	65
1957	Dick Howser	.364	32	88
1958	Owen McCarron	.365	35	96
1959	Bob Clem	.436	44	101
1960	Bob Clem	.383	36	94
1961	Jack Dull	.370	40	108
1962	Woody Woodward	.365	54	148
1963	Mike Augustine	.399	65	163
1964	Ken Suarez	.404	44	109
1965	Gary Nichols	.333	29	87
1966	Gary Sprague	.369	74	195
1967	Bob Canty	.340	18	53
1968	Mike Easom	.386	56	145
1969	Dick Nichols	.336	45	138
1970	Dick Nichols	.338	80	237
1971	Ron Cash	.352	58	165
1972	Tom Rosa	.338	69	204
1973	Tom Rosa	.317	66	208
1974	Juan Bonilla	.351	82	232
1975	Steve Tebbetts	.374	76	203
1976	Joe Hicks	.391	45	115
1977	Carlos Lezcano	.346	63	182
1978	Blane McDonald	.393	79	201
1979	Craig Patterson	.397	95	239
1980	Mike Fuentes	.408	95	232
1981	Mike Fuentes	.353	106	300
1982	Jeff Ledbetter	.381	119	312
1983	Frank Fazzini	.366	86	235
1984	Paul Sorrento	.349	103	295
1985	Frank Fazzini	.413	137	332
1986	Luis Alicea	.392	112	286
1987	Marc Giordano	.382	47	123
1988	Barry Blackwell	.348	79	227
1989	Bob Reboin	.333	67	190
1990	Rob Bargas	.376	79	210
1991	Eduardo Perez	.370	105	284
1992	Link Jarrett	.325	81	249
1993	Doug Mientkiewicz	.327	67	205
1994	Doug Mientkiewicz	.344	90	262
1995	Doug Mientkiewicz	.371	92	248
1996	J.D. Drew	.386	93	241
1997	J.D. Drew	.455	106	233
1998	Brian Cox	.393	112	285
1999	Marshall McDougall	.419	126	301
2000	John-Ford Griffin	.403	121	300
2001	John-Ford Griffin	.450	113	251
2002	Stephen Drew	.402	82	204
2003	Eddy Martinez-Esteve	.371	69	186
2004	Eddy Martinez-Esteve	.385	104	270
2005	Shane Robinson	.427	122	286
2006	Shane Robinson	.361	97	269
2007	Tony Thomas, Jr.	.430	111	258
2008	Buster Posey	.463	119	257
2009	Tyler Holt	.401	95	237
2010	Tyler Holt	.355	92	259
2011	James Ramsey	.364	91	250
2012	James Ramsey	.378	88	233
2013	DJ Stewart	.364	82	225
2014	DJ Stewart	.351	68	194
2015	DJ Stewart	.318	68	214

bold denotes highest single-season batting average

NO HITTERS

- 1958-Frank Slusser vs. Miami (18-0)
- 1967-Wayne Vincent vs. Georgia Southern (7-1)
- 1968-Jeff Hill vs. Springfield (18-0)
- 1968-Gene Ammann and Lin Garrett vs. Wake Forest (3-0)
- 1970-Gene Ammann vs. South Florida (7-0)
- 1977-Mike McLeod vs. Olivet (23-0)
- 1988-Jerry Nielsen vs. Baptist (7-0)
- 1998-Chris Chavez vs. Charleston Southern (13-0)



YEAR-BY-YEAR STATISTICS

BATTING

YEAR	G	AB	R	H	RBI	AVG	2B	3B	HR	TB	SLG	BB	SO	SB	CS	SH	SF	HBP
2015	65	2154	435	558	387	.259	113	6	59	860	.399	379	552	60	19	26	23	96
2014	60	2001	393	547	363	.273	110	12	26	759	.379	330	439	58	15	26	42	84
2013	64	2101	435	604	394	.287	146	18	35	891	.424	359	390	44	27	32	33	104
2012	67	2229	459	627	413	.281	139	10	46	924	.415	386	451	63	25	25	38	96
2011	65	2250	474	660	428	.293	152	9	61	1013	.450	381	490	76	20	23	34	80
2010	68	2291	543	688	485	.300	147	22	86	1137	.496	402	489	97	18	36	44	61
2009	63	2152	550	691	496	.321	163	16	89	1153	.536	386	475	94	28	33	46	68
2008	68	2450	663	869	603	.355	163	22	103	1385	.565	435	435	68	37	32	45	75
2007	62	2256	562	789	499	.350	172	21	53	1162	.515	308	330	75	20	33	35	66
2006	65	2268	483	677	440	.299	125	18	69	1045	.461	319	450	99	29	37	36	70
2005	73	2421	484	706	446	.292	150	18	55	1057	.437	396	504	113	35	62	47	75
2004	68	2393	530	732	473	.306	145	24	81	1168	.488	347	472	89	18	36	40	74
2003	68	2362	574	727	509	.308	161	19	81	1169	.495	371	416	98	27	36	32	77
2002	74	2601	638	822	588	.316	179	20	84	1293	.497	380	476	82	31	26	40	94
2001	66	2287	500	703	443	.307	161	17	67	1099	.481	313	410	101	36	18	42	97
2000	72	2554	573	814	522	.319	180	20	82	1280	.501	362	449	80	28	15	33	86
1999	71	2539	645	831	592	.327	176	15	111	1370	.540	408	527	89	29	12	26	78
1998	73	2540	638	779	560	.307	160	19	85	1232	.485	395	500	94	34	36	37	84
1997	67	2360	635	736	564	.312	145	17	114	1257	.533	403	467	160	42	37	29	74
1996	69	2310	596	744	525	.322	152	22	66	1138	.493	370	436	124	41	41	41	52
1995	69	2344	561	686	506	.293	127	23	69	1066	.455	396	437	162	45	34	37	49
1994	75	2498	508	739	454	.296	153	34	48	1104	.442	347	429	132	60	53	31	55
1993	65	2141	424	599	366	.280	111	13	48	880	.411	361	449	120	62	38	28	40
1992	70	2354	472	706	412	.300	161	17	49	1048	.445	301	453	105	54	26	35	53
1991	71	2462	543	733	468	.298	154	12	76	1139	.463	335	443	116	68	20	25	61
1990	72	2427	555	742	475	.306	182	18	44	1092	.450	407	393	165	81	23	36	39
1989	72	2391	513	693	428	.290	109	10	55	987	.413	444	422	162	64	29	36	37
1988	69	2292	567	690	482	.302	99	19	63	1018	.443	422	415	197	45	33	32	48
1987	73	2419	579	742	495	.307	125	27	94	1203	.493	458	387	232	71	39	31	29
1986	74	2464	655	801	565	.325	150	20	84	1243	.504	449	365	184	65	31	40	23
1985	82	2872	786	947	698	.330	143	26	146	1580	.550	500	415	120	34	20	38	34
1984	84	2866	644	833	561	.291	149	18	99	1315	.459	555	520	116	65	25	44	46
1983	74	2440	593	737	518	.302	139	15	89	1173	.481	483	320	129	45	30	36	42
1982	74	2563	752	839	658	.327	159	33	131	1264	.568	524	305	121	26	13	33	38
1981	79	2664	638	807	561	.303	148	16	113	1326	.498	422	337	94	25	8	38	31
1980	63	2100	630	708	550	.337	124	24	94	1142	.558	426	266	101	24	11	30	27
1979	61	1970	494	629	435	.319	105	18	82	1016	.512	335	266	94	16	11	35	22
1978	62	1989	457	614	367	.309	93	18	49	890	.447	318	282	104	25	24	22	23
1977	50	1696	380	459	326	.271	70	21	61	777	.458	275	282	105	18	16	28	18
1976	53	1708	453	524	378	.307	92	19	64	846	.495	334	263	87	21	15	24	19
1975	59	1999	371	599	321	.300	96	20	48	879	.440	262	246	118	30	21	29	16
1974	63	2032	320	545	279	.268	74	14	27	728	.358	271	238	68	22	10	21	13
1973	59	1975	331	570	273	.289	90	28	22	782	.396	272	259	96	41	21	21	20
1972	68	2305	473	670	403	.291	101	35	46	979	.425	365	334	78				
1971	57	1875	341	528	301	.282	74	26	46	792	.422	251	253	75				
1970	59	1995	361	553	302	.277	65	30	23	747	.374	293	268	90				
1969	52	1769	303	483	257	.273	59	35	31	705	.399	217	336	69				
1968	41	1398	281	397	233	.284	49	26	29	585	.418	216	260	50				
1967	46	1474	214	345	173	.234	50	11	20	477	.324	213	215	57				
1966	52	1808	417	541	354	.294	80	29	52	828	.458	277	226	105				
1965	44	1475	301	414	273	.281	60	24	37	633	.429	188	217	44				
1964	— not available —																	
*1963	32	1104	210	314	167	.284	42	12	18	421	.381	115	157	17				
*1962	28	1011	209	307	164	.304	47	15	27	465	.460	143	133	60				
*1961	25	904	195	278	161	.308	28	15	14	378	.418	129	129	44				
1960	— not available —																	
*1959	26	904	202	261	165	.289	38	7	13	352	.389	179	144	31				
*1958	24	847	186	251	158	.296	34	18	15	366	.432	87	115	60				



YEAR-BY-YEAR STATISTICS

PITCHING & FIELDING

YEAR	W-L-T	SV	ERA	CG	SHO	IP	H	R	ER	BB	SO	HBP	PO	A	E	FLD%
2015	44-21	16	3.87	1	4	584.0	576	312	251	222	578	42	1752	645	93	.963
2014	43-17	11	3.08	4	7	543.0	482	217	186	182	432	37	1629	713	72	.970
2013	47-17	13	2.92	1	7	567.2	519	238	184	189	501	39	1703	640	82	.966
2012	50-17	21	3.47	0	7	598.1	569	275	231	228	498	41	1795	673	81	.968
2011	46-19	24	3.81	1	6	584.0	539	290	247	243	493	48	1752	717	71	.972
2010	48-20	20	4.39	0	2	598.2	597	356	292	272	544	60	1796	735	80	.969
2009	45-18	13	4.58	2	0	551.2	532	355	281	303	468	65	1655	698	97	.960
2008	54-14	15	4.16	2	3	597.0	578	344	276	266	504	61	1791	657	103	.960
2007	45-13	13	3.57	0	5	552.0	502	259	219	211	482	58	1656	644	60	.975
2006	44-21	13	3.54	2	7	587.0	572	296	231	228	519	59	1761	739	86	.967
2005	53-20	18	3.53	2	2	649.2	629	322	255	249	538	65	1949	821	95	.967
2004	45-23	13	4.23	2	3	606.1	617	376	285	221	501	70	1819	708	124	.953
2003	54-13-1	13	2.96	2	9	613.2	563	276	202	187	569	33	1841	734	95	.964
2002	60-14	22	3.96	4	4	660.2	686	351	291	181	522	55	1982	799	99	.966
2001	47-19	17	3.47	3	4	588.1	598	301	227	204	520	66	1765	633	115	.954
2000	53-19	12	3.23	7	6	648.2	599	303	233	244	631	51	1946	801	119	.958
1999	57-14	17	3.18	2	2	633.0	542	270	224	268	662	53	1899	748	102	.963
1998	53-20	14	3.78	7	7	647.0	605	337	272	330	557	53	1941	897	100	.966
1997	50-17	16	4.13	7	3	606.1	609	331	278	242	580	51	1819	773	108	.960
1996	52-17	12	3.55	9	3	598.0	549	296	236	284	523	60	1794	770	108	.960
1995	53-16	9	2.72	12	7	621.1	514	249	188	259	628	48	1864	808	101	.964
1994	53-22	14	3.09	16	8	659.0	568	271	226	258	680	46	1977	895	81	.973
1993	46-19	11	2.90	10	8	589.0	509	229	190	254	620	35	1767	769	81	.969
1992	49-21	15	3.02	14	7	617.2	524	267	207	294	629	32	1853	789	118	.957
1991	57-14	17	3.37	14	8	637.2	575	273	239	250	637	18	1913	747	89	.968
1990	57-15	29	3.19	13	5	636.2	650	290	226	215	573	34	1915	864	124	.957
1989	54-18	15	3.06	10	12	647.2	559	275	220	256	657	27	1942	780	107	.962
1988	50-18-1	16	3.35	9	3	607.2	602	309	226	256	592	17	1823	698	128	.952
1987	55-18	15	3.40	15	3	639.0	581	319	242	287	612	16	1917	719	113	.959
1986	61-13	18	3.64	21	7	637.1	595	333	258	266	718	23	1912	755	115	.958
1985	59-23	17	3.72	13	10	711.2	653	406	294	371	578	28	2135	894	155	.952
1984	55-29	16	4.48	13	4	738.0	756	464	367	310	502	22	2212	1126	167	.952
1983	55-18	13	3.93	11	4	630.0	574	333	275	315	495	20	1890	899	123	.958
1982	56-17	11	4.18	12	8	634.2	586	375	295	319	492	17	1904	812	123	.957
1981	56-23	17	4.31	13	3	665.2	716	407	319	310	483	22	—	—	—	.953
1980	51-12	6	4.07	16	6	521.2	546	306	236	253	317	13	—	—	—	.956
1979	43-17-1	8	4.27	24	4	501.2	538	272	238	193	314	11	—	—	—	.965
1978	44-18	7	4.37	22	4	498.1	529	303	242	267	332	23	—	—	—	.951
1977	37-13	1	3.51	11	4	432.1	375	226	169	241	349	6	1297	445	90	.951
1976	40-16	6	3.32	15	5	411.2	332	216	159	263	376	21	—	—	—	.949
1975	49-10	12	2.07	25	15	516.1	366	163	119	241	411	29	1549	598	86	.961
1974	37-25	10	3.28	23	6	535.1	460	269	195	280	401	18	—	—	—	—
1973	38-21	17	2.89	14	11	513.1	413	218	165	272	383	12	—	—	—	.954
1972	45-23	21	3.52	19	2	594.2	578	325	233	340	382	—	—	—	—	—
1971	41-16	27	2.76	9	10	489.2	376	208	150	242	424	—	—	—	—	—
1970	49-9-1	—	1.49	22	15	532.1	349	144	88	278	528	—	—	—	—	—
1969	39-12-1	—	1.98	27	7	457.2	375	158	101	155	404	—	—	—	—	—
1968	35-6	—	2.27	14	9	372.2	296	120	94	149	369	—	—	—	—	—
1967	30-14	—	2.48	25	5	245.2	329	155	108	132	330	—	—	—	—	—
1966	39-13	—	2.67	—	8	455.2	360	185	135	178	413	—	—	—	—	—
1965	32-11-1	—	3.25	—	2	371.1	318	170	134	150	261	—	—	—	—	—
1964	—	not available	—	—	—	—	—	—	—	—	—	—	—	—	—	—
*1963	22-10	—	2.61	—	4	276.0	204	124	80	155	157	—	—	—	—	—
*1962	17-11	—	4.43	9	0	250.0	269	178	123	152	181	—	—	—	—	—
*1961	20-5	—	3.62	12	2	219.0	231	126	88	89	150	—	—	—	—	—
1960	—	not available	—	—	—	—	—	—	—	—	—	—	—	—	—	—
*1959	17-9	—	2.47	11	3	233.1	190	111	64	90	179	—	—	—	—	—
*1958	19-5	—	2.47	13	2	212.0	165	91	58	82	189	—	—	—	—	—

*Regular Season Statistics Only



YEAR-BY-YEAR RECORD

YEAR	COACH	CAPTAINS	W	L	T	RUNS	OPP	BA	OPP
1948	Charlie Armstrong	Ron Nettles	9	8	0	101	121	NA	NA
1949	Charlie Armstrong	Sam Cox	11	8	0	126	103	NA	NA
1950	Charlie Armstrong	Bob Trowbridge	13	7	0	122	104	NA	NA
1951	Charlie Armstrong	Augie Pompelia	13	6	0	161	97	.292	.234
1952	Ralph Matherly	Bob Trowbridge	17	4	0	158	72	.266	.188
1953	Ralph Matherly	Billy "Cooter" Mills	13	10	1	156	254	NA	NA
1954	Ralph Matherly	Bob Hudson	13	8	0	164	102	.269	NA
1955	Danny Litwhiler	Billy Campbell, Bob Hudson	17	6	1	189	98	.321	NA
1956	Danny Litwhiler	Max Long	25	7	0	244	121	.295	NA
1957	Danny Litwhiler	Carlee Hendrix	22	9	0	232	120	.297	NA
1958	Danny Litwhiler	Dick Howser	20	7	0	198	104	.295	.208
1959	Danny Litwhiler	Dale Koch	22	11	0	258	166	.282	.231
1960	Danny Litwhiler	Ray Bazzell	13	9	0	183	136	.313	.254
1961	Danny Litwhiler	Frank Davis, Jack Dull	21	7	0	203	238	.301	.256
1962	Danny Litwhiler	Ray McShane, Bob Madison	23	14	0	254	221	.296	.258
1963	Danny Litwhiler	Al Beccaccio	27	13	0	250	151	.278	.213
1964	Fred Hatfield	Jim Reed	23	13	0	244	171	.273	.247
1965	Fred Hatfield	Gerry Chmielewski	32	11	1	305	179	.281	.253
1966	Fred Hatfield	Dick Fernandez	39	13	0	417	192	.294	.214
1967	Fred Hatfield	Roy Mewbourne	30	14	0	214	155	.234	.220
1968	Fred Hatfield	Chuck Cone, Bob Canty	35	6	0	291	120	.284	.215
1969	Jack Stallings	Dick Gold, Mike Easom	39	12	1	303	158	.273	.219
1970	Jack Stallings	Dick Nichols	49	9	1	261	144	.277	.186
1971	Jack Stallings	Harry Saferight, Ron Cash	41	16	0	341	208	.282	.208
1972	Jack Stallings	Ken Doria, Mike Scarce	44	24	0	473	325	.291	.251
1973	Jack Stallings	John Librandi, Denny Williams	38	21	0	331	218	.239	.218
1974	Jack Stallings	Randy Davidson	37	25	0	320	269	.268	.232
1975	Woody Woodward	Randy Davidson	49	10	0	371	162	.300	.198
1976	Woody Woodward	Craig Eaton	40	16	0	467	228	.302	.210
1977	Woody Woodward	Larry Jones	37	13	0	459	375	.271	.231
1978	Woody Woodward	Brooks Carey, Greg Jones	44	18	0	457	303	.309	.269
1979	Dick Howser	Craig Patterson	43	17	1	494	272	.319	.277
1980	Mike Martin	Don DeLoach, Craig Ramsey	51	12	0	630	306	.327	.281
1981	Mike Martin	Mike Fuentes, Rick Hatcher	56	23	0	638	407	.303	.273
1982	Mike Martin	Jeff Ledbetter	56	17	1	752	375	.327	.243
1983	Mike Martin	Mike Yastrzemski, Rick Figueredo	55	18	1	737	574	.302	.243
1984	Mike Martin	Jody Reed, Jeff Gray	55	29	0	644	464	.291	.265
1985	Mike Martin	Frank Fazzini, Jimmy Jones	59	23	0	786	406	.330	.245
1986	Mike Martin	Luis Alicea, Doug Little, Mike Loynd	61	13	0	655	333	.325	.244
1987	Mike Martin	Ed Fulton, Jose Marzan	55	18	0	579	319	.307	.241
1988	Mike Martin	Barry Blackwell, Edwin Alicea	50	18	1	568	309	.302	.257
1989	Mike Martin	Clyde Keller	54	18	0	513	275	.290	.232
1990	Mike Martin	Marc Ronan, Gar Finnvoid	57	15	0	555	290	.306	.263
1991	Mike Martin	Pedro Grifol, Eduardo Perez, Ricky Kimball	57	14	0	543	273	.298	.241
1992	Mike Martin	Chris Roberts, Nandy Serrano, Roger Bailey	49	21	0	472	267	.300	.230
1993	Mike Martin	Ty Mueller, John Wasdin	46	19	0	424	229	.280	.237
1994	Mike Martin	Link Jarrett, Jack Niles	53	22	0	508	271	.296	.233
1995	Mike Martin	Randy Hodges, Mike Martin, Jr., Doug Mientkiewicz	53	16	0	561	249	.293	.226
1996	Mike Martin	Scooby Morgan, Steve Nedeau	52	17	0	596	296	.322	.247
1997	Mike Martin	Jeremy Morris, Scott Zech, Chuck Howell	50	17	0	635	331	.312	.259
1998	Mike Martin	Jeremy Salazar, Brooks Badeaux, Jose Zabala, Brian Cox	53	20	0	638	337	.307	.250
1999	Mike Martin	Chris Chavez, Zach Diaz, Jeremiah Klosterman	57	14	0	645	270	.327	.231
2000	Mike Martin	Mike DiBlasi, John Halliday, Marshall McDougall	53	19	0	573	303	.319	.244
2001	Mike Martin	Karl Jernigan, Brett Groves	47	19	0	500	301	.307	.262
2002	Mike Martin	Ryan Barthelemy, Blair Varnes, Mike Futrell	60	14	0	638	351	.316	.266
2003	Mike Martin	Matt Lynch, Daniel Hodges, Tony Richie	54	13	1	574	276	.308	.241
2004	Mike Martin	Aaron Cheesman	45	23	0	530	376	.306	.260
2005	Mike Martin	Aaron Cheesman	53	20	0	484	322	.292	.255
2006	Mike Martin	Matt DiBlasi, Ryne Malone, Shane Robinson	44	21	0	483	296	.299	.257
2007	Mike Martin	Bryan Henry	45	13	0	562	259	.350	.244
2008	Mike Martin	Buster Posey, Jack Rye	54	14	0	663	344	.355	.253
2009	Mike Martin	Jimmy Marshall, Ruairi O'Connor, Tommy Oravetz	45	18	0	550	355	.321	.256
2010	Mike Martin	Stephen Cardullo, Tyler Holt	48	20	0	543	356	.300	.262
2011	Mike Martin	Mike McGee, Stuart Tapley	46	19	0	474	290	.293	.247
2012	Mike Martin	James Ramsey	50	17	0	459	275	.281	.251
2013	Mike Martin	Justin Gonzalez	47	17	0	435	238	.287	.243
2014	Mike Martin	Justin Gonzalez	43	17	0	393	217	.273	.240
2015	Mike Martin	Mike Compton, DJ Stewart	44	21	0	435	312	.259	.257



ALL-TIME LETTERMEN

A

Joe Adams	1975
Josh Adeeb	1995
Bobby Alexander	1982
Terry Alexander	1976
Giovanny Alfonso	2012-13
Edwin Alicea	1987-88
Luis Alicea	1984-86
Roy Alvarez	1980
Gene Ammann	1968-70
Travis Anderson	2006-07
Bob Armstrong	1992
Johnny Ash	1954-56
Bill Ashford	1982-83
Gary Ashley	1953-56
Al Ashmont	1985
Jim Atwood	1953-56
Mike Augustine	1961-63
Tony Avable	1953-56
Don Axon	1959

B

Brooks Badeaux	1995-98
Lee Bailey	1951
Roger Bailey	1990-92
Pichi Balet	2000
Blake Balkcom	2003
Jeff Bankston	1972-73
Rob Bargas	1989-90
Mark Barineau	1981-83
Ryan Barthelemy	1999-02
Ron Bartlett	1976-79
Chuck Barton	1964
Joe Baxter	1968-69
Clay Baynham	1976
Harold Bazzell	1953
Ray Bazzell	1957-60
Mason Bean	1972-73
Bill Bearse	1965
Al Beccaccio	1960-62
David Bedingfield	1977
Mike Bell	1994-95
Bob Benda	1976-77
Robert Benincasa	2010-12
Wayne Benner	1952
Daniel Bennett	2010-11
Paul Benson	1960
John Bentley	1997-98, 00-01
Michele Bertoldi	1991
Allen Bevis	1989-92
Boomer Biegalski	2015
Chip Bifano	1976-77
Kyle Bird	2012-13
Ham Bisbee	1955
Barry Blackwell	1985-88
Garrett Blanton	1989-91
Taylor Blatch	2014
Tony Biasucci	1983
Ralph Blinn	1952-53
Jon Bolin	1990-91

Rich Bombard	1979
Phil Bondack	1962-63
Bob Bondi	1954-57
Jimmy Bonenberger	1997
Juan Bonilla	1974-77
Alex Boston	2004
Rafael Bournigal	1987
Jerry Boxer	1957
Ken Boyce	1954
George Boyd	1949-50
Jayce Boyd	2010-12
LaDon Boyd	1967
Scott Boyd	2000-01
Mike Brady	1987-90
Wil Breton	2011
Mike Bretz	1976-79
Harry Bringger	1951
John Bristol	1955-57
Jose Brizuela	2012-14
Chris Brock	1989-92
Kevin Brooks	1977-78
Marty Brooks	1965-67
Terry Brooks	1969
Billy Brown	1996
Craig Brown	1969-70
Dave Brown	1974
Forrest Brown	1953-54
Jerrold Brown	2002-03
Lamar Brown	1948-50
Pete Brown	1985
Randy Brown	1964-66
Barret Browning	2005-06
Terry Browning	1968-69
Parker Brunelle	2008-11
Tommy Bryant	1983
Terrell Buckley	1990
Tye Buckley	2010-11
Travis Burge	2006-07
Jeff Burger	1969
Kenny Burkhead	2013-14
Joe Burns	1969
Royce Burt	1949
Dylan Busby	2015
Jim Busby	1974-75
Thad Busby	1995
Brian Busch	2009-12
Dave Buss	1959-60
Steve Butler	1994-95
Mike Buttery	1994
Rod Byerly	1987-88
Lee Byers	1961-64
Alec Byrd	2014-15
Clint Byrd	1998

C

Vince Calandra	1984-85
Howard Calhoun	1948
Billy Campbell	1952-55
Ed Camposano	1968
Eddie Cannon	2003-04
Bob Canty	1966-68

Bill Cappleman	1967
Stephen Cardullo	2007-10
Brooks Carey	1975-78
Nick Carfaro	1966
Drew Carlton	2015
Bob Carroll	1972-73
Doug Casey	1978-79
Buddy Cash	1950
Kevin Cash	1997-99
Ron Cash	1970-71
Sid Cash	1990-91
Chris Cawthon	1981-82
Leon Chalhub	1964
Brian Chambers	2004-07
Tyler Chambliss	2004-06
Gibbs Chapman	2004-05
Dave Chappel	1974
Chris Chavez	1996-99
Aaron Cheesman	2002-05
Gerald Chmielewski	1963-65
Randy Choate	1995-97
Greg Clayborne	1986-88
Bob Clem	1959-60
Matt Clements	1988-89
Al Cleveland	1969-70
Charles Cleveland	2005-06
Larry Cocks	1969-70
Hal Cohen	1982
Chester Cole	1965-67
Chris Cole	2001
Robby Coles	2013
James Colzie	1994
Rick Colzie	1973-74
Mike Compton	2012, 14-15
Chuck Cone	1966-68
Skip Cone	1971-72
Harold Conrad	1948
David Cook	1966-68
John Cook	1992
Tom Cook	1968
Dave Cooper	1976-77
Mike Copps	1957-60
Lee Corso	1954-57
Jerry Couch	1958-59
Mark Coulter	1976-77
Brian Cox	1997-98
Sam Cox	1949
Bob Craft	1966-68
Keith Craig	1980-81
Wes Crawford	1998
Ken Creely	1964-65
Buddy Cribb	1988-90
Charlie Cruz	1992-95
John Cuesta	1953
Mike Cullen	1980-81
Greg Culpepper	1979
Ben Curry	1975-78

D

Dave Dahlen	1963-64
Ohmed Danesh	2007-10

Bill Daniel	1974-75
Jim Daniel	1960-61
Phil Dannunzio	1989
Daniel Davidson	2002-03
Randy Davidson	1974-75
Bret Davis	1988
Frank Davis	1960-61
Hunter Davis	2004
Josh Davis	1996
Marcus Davis	2013
Mike Davis	1996
Tim Davis	1991-92
Tom Davis	1962-64
Danny De La Calle	2014-15
Eric Deddens	1983-84
Alex Deise	2015
Don DeLoach	1978-81
Tony Delmonico	2008
Josh Delph	2012-15
Ben DeLuzio	2014-15
Greg Dennis	1983
Jim DeVane	1955
Danny Diaz	2005-06
Matt Diaz	1998-99
Zach Diaz	1996-99
Matt DiBlasi	2003-06
Michael DiBlasi	1997-00
Paul Dirks	1962-64
Paul DiToma	1965
Kevin Dodge	1981-82
Jerry Donnaway	1957-58
Ken Doria	1971-72
Danny Dowell	1981-83
Steve Downey	1974
J.D. Drew	1995-97
Stephen Drew	2002-04
John Drews	1974
Jay Drivas	1984
Chip Drobine	1986
Dean Duchak	1965-67
Jack Dull	1960-61
Marc Dunbar	1990-91
Matt Dunbar	1987-90
Chris Dunn	1986
Andrew Durden	2010

E

Mike Easom	1966-68
Taiwan Easterling	2010-11
Craig Eaton	1975-76
Frank Echols	1962-63
Scott Edwards	1989
Jon Egertson	1987
Rudy Eidle	1955-58
Mike Eissey	1973-74
Gary Elliott	1961-63
Jack Emerick	1979-80
Mike English	1967-69
Roy Eppley	1985
Donny Erickson	1987-88
Tyler Everett	2008-11



ALL-TIME LETTERMEN

F

Matt Fairel	2007-08
Sam Fann	1949-50
Terry Farmer	1973-74
Adam Faurot	1995-96
Frank Fazzini	1983-85
Ed Feely	1961
Kenny Felder	1990-92
George Ferguson	1961-62
John Ferguson	1968-70
Dave Fernald	1971-73
Dick Fernandez	1964-66
Joe Fernandez	1953
Robert Ferrar	1962-63
Carl Ferraro	1981
Mike Fields	1978-79
Rick Figueroa	1980-83
Bien Figueroa	1985-86
Gar Finnfold	1989-90
Ken Fischer	1979-82
Robin Flake	1970-72
Victor Floyd	1987
Taylor Folsom	2015
Ray Fox	1975-78
Jim Foxwell	1972-75
Pedro Fraga	1968
Ben Francis	2008-09
Nick Francis	2005
Ed Frank	1972
Ron Fraser	1954-57
Clem Freeman	1981
Mike Freeman	1986
Pedro Frega	1968
Doug French	1961-62
Mike Fuentes	1978-81
Bill Fuller	1970-72
Ed Fulton	1985-87
Mike Futrell	1999-02

G

John Gagnon	1979-80
Randy Gailey	1972-73
Tom Garcia	1955
Linwood Garrett	1967-68
Dave Garrison	1984
John Gast	2008-10
Evan Geist	2012-13
Steve Gelmine	1982-85
Alan Gentry	1983-84
Wayne Giardino	1964-65
Mark Gilbert	1975, 77-78
Mark Gildea	2006-07
Brian Gilliland	1989-90
Sean Gilmartin	2009-11
Chris Ginn	1998-01
Marc Giordano	1987-88
Jack Givens	1976-77
Mike Givens	1974
Steve Givens	1982-83
Dick Gold	1967-69

Devin Gonzalez	2007
Justin Gonzalez	2010-14
Rico Gonzalez	1986
JJ Gould	2013
Nick Graganella	2014-15
Jeff Gray	1981-84
Caleb Graham	2006-07
Lane Green	1966-68
Harry Greene	1966-68
Brad Gregory	1989-90
Glenn Gresham	1949-51
Danny Griffin	1982-83
John-Ford Griffin	1999-01
Joe Griffin	1975-77
Pedro Grifol	1989-91
Reggie Griggs	1997
Dave Grimes	1970-71
Carl Gromek	1968-70
Greg Gromek	1968-71
Brett Groves	1998-01
Johnny Grubb	1970
Randy Guemple	1972-73
Dennis Guinn	2005-08
Jim Gurzynski	1968-69

H

Dan Haddock	1979
Mark Hallberg	2007
John Halliday	1999-00
Bill Hammond	1965
Mike Haney	1964
Dave Hanselman	1984
Don Harbaugh	1969-71
Jeff Hardy	1976-77
Todd Harrell	1994
Bryan Harris	1991-93
Dee Harris	1976
Ed Harris	1967-68
Dean Harrison	1988-90
Chris Hart	1999-03
Rick Hatcher	1979-81
Tim Hatcher	1980
Chuck Hawkins	1965-66
Larry Hawkins	1962
Mark Haynes	1952
John Hearn	1968
Phil Hearn	1966
Eric Heath	1998
Ken Heath	1984
George Hehemann	1953-55
Jim Helm	1966-68
Terry Henderson	1997-98
Carlee Hendrix	1954-57
Clint Hendry	1993-94
Bryan Henry	2005-07
Tom Henson	1969-71
Spike Herald	1951
Joel Hicks	1976-77
Chris Hitt	1995
Ron Herring	1973-74
Wm. Higginbothom	1953

Windle Higginbothom	1974-75
Jeff Hill	1967-69
Lance Hitchcock	1967-68
Daniel Hodges	2000-03
Randy Hodges	1992-95
Jeff Hogan	1967-69
Jerry Hohne	1959-60
John Holland	2012
Rick Holloway	1978-79
Tyler Holt	2008-10
Bryant Holtmann	2012-15
Maury Hopkins	1965-66
Bill Horne	1973-74
Lee Howard	2012-14
Bill Howell	1961
Chuck Howell	1994-97
Ed Howell	1965-66
Martin Howell	1962-64
Dick Howser	1956-58
Ed Howser	1980-81
Jason Hubbard	1999
Bob Hudson	1953-55
Scott Hudson	1997-99
Bruce Huff	1976-79
Gary Huff	1971-73
Ken Huff	1979-81
J.C. Huguet	1999
Monroe Hunt	1964
Philip Hunt	1955-57
George Hutchinson	1961
Rick Hutchinson	1964-65
Michael Hyde	2005-07

I

Vince Insogna	1983-84
---------------	---------

J

Kevin Jackson	2010
Rhett James	2003-04
John Jane	1961
Ken Jarabeck	1978
Lincoln Jarrett	1962
Link Jarrett	1991-94
Trent Jarvis	2005, 2007-08
Karl Jernigan	1998-01
Ryan Jernigan	2005
Barry Johnson	1988-89
Brandon Johnson	2011-14
Jay Johnson	1962-64
Jay Johnson	1979
Jonathan Johnson	1993-95
Cobi Johnson	2015
Larry Johnson	1962-64
Sherman Johnson	2009-12
Gordon Johnston	1961
Greg Jones	1976-78
Hunter Jones	2003-05
Jimmy Jones	1982-85
Larry Jones	1974-77
Bob Jordan	1967

Bob Jordan	1974
Grady Jordan	1992-93
Hayden Jordan	2013

K

Randy Kaiser	1974
Danny Kanell	1993-94
Doug Kasimer	1969-71
Jim Kaufman	1954-55
Bill Keck	1980
Jay Keeler	1980-82
John Keith	1969-71
Clyde Keller	1988-89
Brian Kelley	2006
Mike Kelley	1974-75
Bob Kellogg	1974-75
David Kelly	1998
Hayden Kelly	2015
Terry Kennedy	1975-77
Fred Kenney	1956-58
Keith Kidd	1985-86
Ricky Kimball	1988-91
John Keith	1969-71
Ron Kims	1953
John King	1959-60
Jeremiah Klosterman	1996-99
Brett Knief	2013-14
Godfrey Knight	1948
Dale Koch	1958-59
John Kolb	1981
Curt Kole	1975
Dru Kosco	1984-85
Steve Kovensky	1986-87
Brian Kraft	2000
Charlie Krausche	1961
Robert Kull	1963-65

L

Mark Lacy	1981-82
Marc LaMacchia	2001-03
Ernie Langford	1958-60
Rick Langford	1973
Bill Langston	1967
T.J. Lanier	1950
Gary Lawrence	1965-66
Mike Leber	1971
David Ledbetter	1982
Jeff A. Ledbetter	1982-84
Jeff S. Ledbetter	1979-82
Larry Lee	1973
Mike Lee	1986
Brandon Leibrandt	2012-14
Greg Lewis	1982
Jimmy Lewis	1991
Richie Lewis	1985-87
Ronald Lewis	1987
Loren Levy	1982-84
Carlos Lezcano	1974-77
John LiBrandi	1972-73
Joe Licata	1981



ALL-TIME LETTERMEN

Tony Liebsack	1991-92
Doug Little	1983-86
Woody Litwhiler	1962-64
LaWhit Lizzmore	1991-92
Ed Lockhart	1950-52
Jim Loftin	1963
Brad Long	1978-79
Charlie Long	1961
Max Long	1953-56
Mickey Lopez	1993-95
Rafael Lopez	2009-11
Justin Lord	2001
George Lott	1968-69
Mike Loynd	1984-86
Jose Lugo	1974
Kevin Lynch	2002-05
Matt Lynch	2000-03
Jim Lyttle	1966
Keith Lyttle	1989

M

Corben Madden	2010
Bob Madison	1960-62
Rick Madison	1959
Marty Maier	1973-74
Ryne Malone	2004-06
Brandon Manasa	2003-05
Eric Mangham	1984-86
Harold Mangin	1961-62
Tom Manley	1989
Ed Mann	1954
David Marano	1978
T.R. Marcinczyk	1993
Chris Marconcini	2015
Brent Marsh	2006
Jimmy Marshall	2006-09
Mike Martin	1965-66
Mike Martin, Jr.	1993-95
Neil Martin	1965-66
Lionel Martinez	1980-81
Eddy Martinez-Esteve	2003-04
Steve Marks	1966
Jose Marzan	1984-87
John Mason	1967-68
Steve Mastin	1968
Jim Mathers	1966
Lonnie Mathis	1969
Floyd Matthews	1969
Kyle Maxie	2006
Bob Mayer	1974-76
Henry Mayfield	1996-98
Jim McArdle	1976-77
Ryan McArdle	2006
Clyde McBride	1963
Monty McBride	1964-65
Blair McCaleb	2000-02
Owen McCarron	1956-58
Justin McClain	2000
Chad McClellan	1986
Shawn McCorkel	1997-98
Gene McCormick	1958-60

Kevin McCray	1992-93
Jim McCune	1965
Blane McDonald	1978
Jon McDonald	1998-00
Marshall McDougall	1999-00
Mike McGee	2008-11
Stephen McGee	2010, 12-13
Rick McGlone	1974-77
Joe McKinney	1965-66
John McKnight	1977
Mike McLeod	1975-77
Dale McMahan	1966
John McNeese	1991
Tony McQuade	2001-03
Charles McQuaig	1994
Barry McQueen	1971
Ray McShane	1960-62
Wayne Mears	1975
Ronald Melton	1949-52
Gary Merians	2011
Bob Merry	1953
Mike Meschke	2009-10
Roy Mewbourne	1966-68
Doug Mientkiewicz	1993-95
Darren Miller	2015
Jim Miller	1976-77
Justin Miller	2002
Peter Miller	2011-14
Seth Miller	2011-13
Tim Miller	1994
Billy "Cooter" Mills	1952-54
Don Milner	1978-79
Bart Mitchell	1982-84
Dave Moates	1969
Dave Mobley	1977-79
Orson Mobley	1982
Ladson Montgomery	2013-14
Tom Moore	1954
Dave Morano	1978
Jack Morgan	1953
Steve "Scooby" Morgan	1993-96
Todd Morgan	1982-84
Al Moreya	1983
Jeremy Morris	1994-97
Rick Moss	1970-71
Mitch Moyer	1975
Ty Mueller	1989, 91-93
Les Mullen	1951-52
Matt Mulroy	2014
Dago Murphy	1948
Don Murray	1964-65

N

Ray Navarro	2009
John Nedeau	1990-93
Steve Nedeau	1994-96
Tim Nedin	1989
Oscar Negron	1975
Stephen Neill	1996
Carl Nelson	1957-60
Harvey Nemeroff	1974-75

Roger Nettles	1967
Jason Newlin	2002
John Nicholas	1975-76
Dave Nichols	1971-72
Dick Nichols	1968-70
Joe Nichols	1976-79
Gary Nichols	1963-65
Jerry Nielsen	1987-88
Quincy Nieporte	2015
Jack Niles	1993-94
Randy Niles	1995-97
John Nogowski	2012-14
Connor Nolan	2011
Klyne Nowlin	1952

O

Danny O'Brien	1973-75
Sean O'Brien	2011-12
Ruairi O'Connor	2005, 2007-09
Bo O'Dell	2007-09
Stephen Ochs	2005, 2007
Phil Olson	1993-95
Steve Oppenheim	1972
Tommy Oravetz	2006-09
Pat Osburn	1970
George Otero	1998
Danny Owen	1975-76
Jackson Owens	2015

P

Joe Pacetti	1985
Al Padgett	1948
Gary Painter	1989-90
Bert Palmer	1953
Keith Parenteau	1980
Billy Parker	1948-49
Brad Parker	1988-90
Derek Parker	1979
Geoff Parker	2008-10
Craig Patterson	1978-79
Brant Peacher	2004-05
Brent Pearson	2001
Ray Pearson	1953
Ed Peres	1973
Eduardo Perez	1989-91
Mark Peterson	2009
Trent Peterson	2001-03
Gerald Philip	1957-58
Tim Phillips	1980-82
Chris Pinder	1984
Charlie Pinkermann	1958
Keith Pitchford	1962-63
Bruce Pollack	1967
Chris Pollack	1986-87
Augie Pompelia	1950-51
Ed Porcelli	1986-87
Tom Porter	1969-70
Buster Posey	2006-08
Cory Posey	2000
Jack Posey	2008-09, 11

Lynn Powell	1963
Dave Price	1971-73
Brad Prior	1976
Jeff Probst	2001-02
Scott Proctor	1996-98

R

Frank Radziwon	2004
Craig Ramsey	1977-80
James Ramsey	2009-12
Cliff Ranew	1964-65
Rocky Rau	1989-90
Robby Read	2000-02
Gene Ready	1964
Derek Reams	1993
Bob Reboin	1989-90
Jim Reed	1964-65
Jody Reed	1983-84
Brandon Reichert	2007
Ray Revak	1984-85
Dave Rhino	1982
Marty Rice	1971-74
D'Vontrey Richardson	2007, 09
Tony Richie	2001-03
Kevin Richmond	2002-03
Mike Riebling	1967-69
Justin Rigney	1992
Kevin Rigsby	1978
Jim Riley	1978-79
Dan Roatche	1970-72
Chris Roberts	1990-92
Pete Roberts	1967
Clay Robertson	1987
Kenny Robinson	1991
Matt Robinson	1982-83
Shane Robinson	2004-06
Charlie Rodgers	1958-59
Carlos Rodriguez	1975
Raul Rodriguez	2004
Nick Rogers	2001-02
Louis Rojas	2004
Eric Roman	2000-02
John Rombough	1994
Marc Ronan	1988-90
Tom Rosa	1972-73
Robert Rosell	1956-57
Danny Rosen	2007
Hank Ross	1959-60
Jack Ross	1960-62
Larry Rothschild	1974
George Rountree	1962-64
Mike Rudi	1987
Jim Rushworth	1992
Jack Rye	2005-08

S

Harry Saferight	1970-71
Rick Saffel	1979
Tom Sailor	1982
Jeremy Salazar	1995-98



ALL-TIME JERSEY NUMBERS

1

Fred Hatfield	(1966), Head Coach
Jack Stallings	(1969-74), Head Coach
Randy Davidson	(1975)
Bruce Huff	(1976-79)
Mark Barineau	(1981-83)
Luis Alicea	(1984-86)
Edwin Alicea	(1987-88)
Allen Bevis	(1989-92)
Adam Faurot	(1995-96)
Ryan Proly	(1997)
Brett Groves	(1998-01)
Tony McQuade	(2002-03)
DiCarlo Thompson	(2004)
Travis Burge	(2006-07)
Stuart Tapley	(2008-09)
Taiwan Easterling	(2010-11)
Giovanny Alfonzo	(2012-13)
Nick Graganella	(2014-15)

2

Roy Mewbourne	(1966)
Tom Porter	(1969-70)
Dave Nichols	(1971-72)
Mike Eiskey	(1973-74)
Carlos Rodriguez	(1975)
Chip Bifano	(1976)
Ken Huff	(1978)
Dan Haddock	(1979)
Jim Weaver	(1980)
John Kolb	(1981)
Jeff A. Ledbetter	(1982-85)
Deion Sanders	(1987-88)
Bob Reboin	(1989-90)
Kenny Robinson	(1991)
Casey Yarbrough	(1992)
Mickey Lopez	(1993-95)
Geoff Sprague	(1996-97)
Chris Hart	(1999)
Bobby Spano	(2000)
Tony McQuade	(2001)
Rocky Roquet	(2002)
Shane Robinson	(2004-06)
Ohmed Danesh	(2007-10)
Josh Delph	(2012-15)

3

Bob Canty	1966-67
Dick Nichols	(1969-70)
Randy Gailey	(1971-72)
Tom Rosa	(1973)
Guillermo Bonilla	(1974-76)
Craig Patterson	(1978-79)
Jim Morris	(1980-81), Coach
Hal Cohen	(1982)
Jody Reed	(1983-84)
Chip Baker	(1985-02), Coach
Ryne Malone	(2004-06)
Devin Gonzalez	(2007)
Tony Delmonico	(2008)
Sean Gilmartin	(2009-11)
John Nogowski	(2012-14)
Darren Miller	(2015)

4

Dick Fernandez	(1966)
Mike Easom	(1967)
Dave Moates	(1969)
Rick Moss	(1970-71)
Paul Dirks	(1972), Coach
Bob Carroll	(1973)
Jim Busby	(1974-75)
Jeff Hardy	(1976)
Bob Benda	(1978)
Rich Bombard	(1979)
Lionel Martinez	(1980-81)
Bart Mitchell	(1982-84)
Richie Lewis	(1985-87)
Clyde Keller	(1988-89)
Roger Bailey	(1990-92)
Mike Martin, Jr.	(1993-95)
John Bentley	(1997-01)
Stephen Drew	(2002-04)
Stephen Ochs	(2005-07)
Mike Martin, Jr.	(2008-15), Coach

5

Chuck Cone	(1966-67)
Greg Gromek	(1969-71)
John Ferguson	(1970)
Jeff Bankston	(1972)
Rick Colzie	(1973)
Mike Kelley	(1974-75)
Ed West	(1976)
Don DeLoach	(1978)
Dave Yukelson	(1979), Coach
Bill Fuller	(1980), Coach
Danny Dowell	(1981-83)
Vince Calandra	(1984-85)
Rico Gonzalez	(1986)
Victor Floyd	(1987)
Buddy Cribb	(1988-90)
Pedro Grifol	(1991)
Kevin McCray	(1992-93)
Kevin McCray	(1995), Coach
Jose Zabala	(1996-98)
Jose Zabala	(1999), Coach
Brian Kraft	(2000)
Jerrod Brown	(2002-03)
Danny Diaz	(2004-06)
D'Vontrey Richardson	(2007)
Jack Posey	(2008-11)
Billy Strode	(2013-15)

6

Roy Mewbourne	(1967)
Dave Miller	(1969), Coach
Larry Cocks	(1970-71)
Denny Williams	(1972-73)
Mike Givens	(1974)
Woody Woodward	(1975-78), Head Coach
Jeff S. Ledbetter	(1979-82)
Frank Fazzini	(1983-85)
Mike Lee	(1986)
Marc Giordano	(1987-88)
Rob Bargas	(1989-90)
Bobby Fernandes	(1991)

Phil Olson	(1993-95)
Mike Davis	(1996)
George Otero	(1997)
Kevin Cash	(1999)
Brandon Manasa	(2003-05)
Tommy Oravetz	(2006-09)
Corben Madden	(2010)
Sean O'Brien	(2011-12)
Chris Cates	(2013), Coach
Cobi Johnson	(2015)

7

Chester Cole	(1967)
Lonnie Mathis	(1969)
Robin Flake	(1970-71)
Tom Rosa	(1972)
Randy Gailey	(1973)
Windle Higginbotham	(1974-75)
Jim McArdle	(1976)
Craig Ramsey	(1978)
Greg Culpepper	(1979)
Greg Lewis	(1982)
Alan Gentry	(1983-84)
Chad McClellan	(1986)
Ronald Lewis	(1987-88)
John Marc Tamayo	(1989-90)
Tim Davis	(1991-92)
Chad Sheffer	(1993-94)
Brooks Badeaux	(1995-98)
Bobby Spano	(1999)
Daniel Hodges	(2000-03)
Dennis Anderson	(2004)
Nick Francis	(2005)
Sean Stuyverson	(2006)
Mark Hallberg	(2007)
Parker Brunelle	(2008-11)
Luke Weaver	(2012-14)
Steven Wells, Jr.	(2015)

8

Gary Lawrence	(1966)
Bob Jordan	(1967)
Joe Baxter	(1969)
Mike Vasquez	(1970-71)
Roger Smith	(1972-73)
Randy Davidson	(1974)
Curt Kole	(1975)
Jack Givens	(1976)
Ken Schimchak	(1978)
Mike Tice	(1979)
Mike Yastrzemski	(1980-83)
Rod Delmonico	(1984-89), Coach
Jamey Shouppe	(1990-98), Coach
Mike Futrell	(1999-02)
Matt Sauls	(2003-04)
Ryan Jernigan	(2005)
Buster Posey	(2006-08)
Devon Travis	(2010-12)
DJ Stewart	(2013-15)

9

Pete Sarron	(1965-66)
George Lott	(1969)

Dave Grimes	(1970-71)
Randy Guemple	(1972-73)
Howard Siegle	(1974)
Mitch Moyer	(1975)
Greg Jones	(1976)
Mike Fields	(1978)
Jack Emerick	(1979-80)
Steve Givens	(1982-83)
Eric Mangham	(1984-86)
Jon Egertson	(1987)
Ty Colston	(1988)
Rocky Rau	(1989-90)
Tony Liebsack	(1991-92)
Scott Zech	(1994-97)
Karl Jernigan	(1998-01)
Kevin Richmond	(2002-03)
Hunter Davis	(2004-05)
Ruairi O'Connor	(2005-08)
Ray Navarro	(2009)
Stephen McGee	(2010-13)
Andy Ward	(2014-15)

10

Gary Sprague	(1966)
Dick Gold	(1967)
Stan Thomas	(1969)
Greg Schnute	(1970)
Barry McQueen	(1971)
Skip Cone	(1972)
Bob Simpson	(1973-74), Coach
Richard Steed	(1975)
Mark Coulter	(1976)
Greg Jones	(1978)
Ken Huff	(1979-81)
Dave Rhino	(1982)
Eric Deddens	(1983-84)
Craig Saxner	(1985-86)
B.J. Guzzone	(1987)
Darren Vazquetelles	(1988)
Brian Gilliland	(1989-90)
Link Jarrett	(1991-94)
Chris Chavez	(1995-99)
Chris Hart	(2000-03)
Tyler Chambliss	(2004-06)
Matt Fairel	(2007)
Luke Smierciak	(2008)
Justin Gonzalez	(2010-14)
Taylor Walls	(2015)

11

Mike Martin	(1966)
Dean Duchak	(1967)
Dave Kasmier	(1969)
Mike Slade	(1970)
Mike Scarce	(1971-72)
Stan Kmet	(1973-74), Coach
Mike Martin	(1975-79), Coach
Mike Martin	(1980-15), Head Coach



ALL-TIME JERSEY NUMBERS

12

Marv Stringfellow	(1966-67)
Carl Gromek	(1969)
Ron Cash	(1970-71)
Tim Sherrill	(1972-73)
Larry Rothschild	(1974-75)
Joel Hicks	(1977)
Doug Casey	(1978-79)
Rick Figueroa	(1980-83)
Dave Garrison	(1984)
Bien Figueroa	(1985-86)
Rafael Bournigal	(1987)
John Marc Tamayo	(1988)
Garrett Blanton	(1989-91)
Randy Hodges	(1992-93)
Jeremy Salazar	(1995-98)
Jamey Shouppe	(1999-11), Coach
John Sansone	(2013-15)

13

Harry Saferight	(1970-71)
John LiBrandi	(1972-73)
Larry Jones	(1975-76)
Ray Fox	(1978)
Tim Hatcher	(1980)
Jay Johnson	(1981)
Todd Morgan	(1982-84)
Kevin Smith	(1985)
Chris Dunn	(1986)
Donny Erickson	(1987-88)
Tom Manley	(1989)
Chris Roberts	(1990)
Grady Jordan	(1992-93)
Jonathan Johnson	(1994-95)
Kevin Cash	(1997-98)
Nick Whidden	(1999-01)
Justin Miller	(2002)
Eddy Martinez-Esteve	(2003-04)
Charles Cleveland	(2005-06)
Jason Stidham	(2007-09)
Robert Benincasa	(2010)
Eric Arce	(2011)
John Holland	(2012-13)
Danny De La Calle	(2014-15)

14

Steve Marks	(1966)
Bill Ziegler	(1967)
Greg Schnute	(1969)
Greg Zera	(1970-71)
Greg Zera	(1972), Coach
Marty Maier	(1973)
Mike Easom	(1975), Coach
Joe Nichols	(1976-79)
Joe Licata	(1981)
Jimmy Jones	(1982-85)
Mike Freeman	(1986)
Matt Dunbar	(1987-90)
Chris Roberts	(1991-92)
Kevin Krietemeyer	(1993)
Randy Hodges	(1994-95)
Shane Roland	(1996)
Clint Thigpen	(1999-00)

Bryan Zech	(2001-04)
Ryan Strauss	(2005-08)
Austin Wood	(2009)
Tye Buckley	(2010-11)
Kyle Bird	(2012-13)
Jackson Owens	(2015)

15

Mike Martin	(1965)
Tom Thomas	(1966)
Lin Garrett	(1967)
Gene Ammann	(1969-70)
Rick Snyder	(1971-73)
Jose Lugo	(1974)
Bob Mayer	(1975-76)
Dave Mobley	(1977-79)
Roy Alvarez	(1980)
Bruce Tanner	(1981-83)
Paul Sorrento	(1984-86)
Jerry Santos	(1988-89)
Kenny Felder	(1990-92)
Todd Harrell	(1993-94)
Matt Woodward	(1995-98)
Chris Smith	(1999-00)
Jeff Probst	(2001-02)
Brian Schultz	(2004-05)
Kyle Maxie	(2006)
Tyler Holt	(2008-10)
Evan Geist	(2011-13)
Hank Truluck	(2014-15)

16

Jim Lyttle	(1966)
James Spooner	(1967)
Doug Kasimier	(1969)
Carl Gromek	(1970)
Ken Doria	(1971-72)
Ed Peres	(1973)
Jeff Tandlich	(1974)
Craig Eaton	(1975-76)
Ken Fischer	(1978)
Clay Robertson	(1987)
Ricky Kimball	(1988-91)
Bob Armstrong	(1992)
Mike Schmitz	(1993)
Thad Busby	(1995)
Stephen Neill	(1996-97)
Jason Hubbard	(1998-99)
Cory Posey	(2000)
Scott Toole	(2001-02)
Link Jarrett	(2003), Coach
Louis Rojas	(2004)
D.J. Echols	(2005-06)
Bo O'Dell	(2007-09)
Jayce Boyd	(2010-12)
Alvin Swoope	(2013)
Taylor Blatch	(2014-15)

17

Randy Brown	(1966)
Mike Reibling	(1967,69)
Dan Roatche	(1970-72)

Terry Farmer	(1973-74)
Bob Kellogg	(1975)
Joe Griffin	(1976)
Rick Holloway	(1978)
Derek Parker	(1979)
Ed Schneider	(1980-81)
Joe McFarland	(1982), Coach
Greg Jones	(1983), Coach
Joe Schlim	(1984)
Pete Brown	(1985)
Steve Kovensky	(1986-87)
Marc Ronan	(1988-90)
John Wasdin	(1991-93)
Jamie Stafford	(1994)
Chris Hitt	(1995)
Josh Davis	(1996)
Terry Henderson	(1997-98)
Chris Whidden	(1999-03)
Brant Peacher	(2004-05)
Brandon Reichert	(2006-07)
Mark Peterson	(2008-09)
Robby Stahl	(2010-11)
Mike Compton	(2012-15)

18

Bob Wooley	(1967)
Walt Sumner	(1969)
Don Harbaugh	(1970-71)
Ken Silvestri	(1972)
Rick Langford	(1973)
Steve Downey	(1974)
Wayne Mears	(1975)
John Nicholas	(1976)
Brad Long	(1978)
Ken Schimchak	(1979)
George Tebbetts	(1980-81)
Matt Robinson	(1982-83)
Ken Heath	(1984)
Keith Kidd	(1985-86)
Willie Woods	(1987)
Pat Underhill	(1990)
John McNeese	(1991)
Jack Niles	(1993-94)
Jack Niles	(1995-97), Coach
Eric Heath	(1998)
Pichi Balet	(2000)
Daniel Davidson	(2002-03)
Mark Gildea	(2005-07)
Ben Francis	(2009)
Tyson Young	(2010)
Seth Miller	(2011-13)
Ed Voyles	(2014-15)

19

Marty Brooks	(1966-67)
Mike English	(1969)
Al Cleveland	(1970)
Gary Huff	(1971-73)
Ron Herring	(1973-74)
Marty Maier	(1974)
Brooks Carey	(1975-78)
Rick Holloway	(1979)
Kevin Dodge	(1981-83)

Jose Marzan	(1984-87)
Brad Parker	(1988-90)
Michele Bertoldi	(1991)
Jonathan Johnson	(1993)
James Colzie	(1994)
Jose Zabala	(1995)
Matt Stanford	(1997-98)
Ryan West	(2000)
Aaron Cheesman	(2001-05)
Brady Thomas	(2006-07)
Matt Kane	(2008-09)
Gage Smith	(2010-14)
Andrew Karp	(2015)

20

Bill Ziegler	(1966)
Steve Marks	(1967)
Johnny Grubb	(1970)
Dave Price	(1971-73)
Bill Daniel	(1974)
Ben Curry	(1975-76)
Ken Jarabeck	(1978)
Don DeLoach	(1979-81)
Danny Griffin	(1982-83)
Greg Dennis	(1984)
Lanny Abshier	(1985)
Greg Clayborne	(1986-88)
Tim Nedin	(1989)
Greg Clayborne	(1990), Coach
Clint Byrd	(1997)
J.C. Huguet	(1999)
Robby Read	(2000)
Chris Cole	(2001)
Dominic Robinson	(2002)
Gibbs Chapman	(2004-05)
Travis Anderson	(2006-07)
Nick Vickerson	(2008)
Spencer Dickinson	(2009)
Daniel Bennett	(2010-11)
Stephen Spradling	(2012)
Gage West	(2014-15)

21

Ed Yarnell	(1966)
Jeff Hogan	(1967)
John Ferguson	(1969)
Jim Scheller	(1970)
Bill Fuller	(1971-73)
Carlos Lezcano	(1974-77)
Ronnie Traylor	(1978)
Craig Ramsey	(1979-81)
Bill Ashford	(1982-83)
Rod Byerly	(1987-88)
Marc Dunbar	(1989-92)
Scott Schroeffel	(1993-94)
Randy Choate	(1995-97)
Blair Varnes	(1998-02)
Mark Sauls	(2003-06)
Bobby Rauh	(2007)
Geoff Parker	(2008-10)
Mike Bell	(2012), Coach
Dylan Silva	(2013)
Ben DeLuzio	(2014-15)



ALL-TIME JERSEY NUMBERS

22

Chuck Hawkins	(1966)
Ed Yarnell	(1967)
Al Cleveland	(1969)
Mac Scarce	(1970-71)
Mason Bean	(1972-73)
Steve Tebbetts	(1974-75)
Jackie Smith	(1976)
Blane McDonald	(1978)
John Gagnon	(1979-80)
Clem Freeman	(1981)
Randy Gailey	(1982-84), Coach
Jerry Nielsen	(1987-88)
Pedro Grifol	(1989-90)
Colby Weaver	(1992-94)
Charlie Cruz	(1995)
Henry Mayfield	(1996-98)
Sam Scott	(1999)
Justin McClain	(2000)
Jason Newlin	(2002)
Rhett James	(2003-04)
Bryan Henry	(2005-07)
John Gast	(2008-10)
Robert Benincasa	(2011-12)
Mike Bell	(2013-15), Coach

23

Butch Ferrar	(1962-63)
Wayne Vincent	(1966-67)
Tom Henson	(1970)
Marty Rice	(1971-74)
Rick McGlone	(1975-76)
Mike Tice	(1978)
Jay Johnson	(1979)
Keith Hendry	(1981), Coach
David Ledbetter	(1982)
David Maus	(1984)
John Wanish	(1987)
Dean Harrison	(1988-90)
Nandy Serrano	(1991-92)
T.R. Marcinczyk	(1993)
Mike Buttery	(1994)
Bryan Senior	(1996)
Shaun Kopczynski	(1997)
Mike Smalley	(1998-99)
Tony Richie	(2001-03)
Frank Radziwon	(2004)
Tony Thomas, Jr.	(2005-07)
James Ramsey	(2009-12)
JJ Gould	(2013)
Bryan Henry	(2014), Coach
Chris Marconcini	(2015)

24

LaDon Boyd	(1967)
John Keith	(1970-71)
Jim Foxwell	(1972)
Steve Tebbetts	(1973)
Bob Jordan	(1974)
Mike McLeod	(1975-77)
Mark Gilbert	(1978)
Ron Bartlett	(1979)
David Fannin	(1981-83), Coach

Rick Hatcher	(1984), Coach
Barry Blackwell	(1985-88)
Eduardo Perez	(1989-91)
Clint Hendry	(1993-94)
Josh Adeeb	(1995)
Wes Crawford	(1996,98)
Jimmy Bonenberger	(1997)
Eric Roman	(1999-02)
Derrick Smith	(2003-04)
Dennis Guinn	(2005-08)
Brian Busch	(2009-12)
Marcus Davis	(2013)
Dylan Silva	(2014-15)

25

Eddie Howell	(1966)
Lance Hitchcock	(1967)
Roy Mewbourne	(1970-71), Coach
Larry Lee	(1973)
John Drews	(1974)
Terry Kennedy	(1975-77)
Ricky Stuart	(1978)
John Wolfer	(1979-80)
Jamey Shouppe	(1981-82)
Doug Little	(1983-86)
Michael Stubbs	(1989)
Joel Desquin	(1990), Coach
Brian Rhees	(1991-92), Coach
Doug Mientkiewicz	(1993-95)
Jeremiah Klosterman	(1996-99)
Nick Rogers	(2001-02)
Raul Rodriguez	(2004)
Michael Hyde	(2005-07)
Mike McGee	(2008-11)
Brett Knief	(2013-14)
Bret Maxwell	(2015)

26

Tom Whittacker	(1967)
Tom Henson	(1969)
Bob Smith	(1970-71), Coach
Bill Horne	(1973-74)
John Nicholas	(1975)
Jim Miller	(1976-78)
Ken Smith	(1979-80)
Mark Lacy	(1981-82)
Tom Zoeller	(1983-86)
Mike Rudi	(1987-88)
Matt Clements	(1989)
Jon Bolin	(1990-91)
John Cook	(1992)
Danny Kanell	(1993-94)
Zach Diaz	(1996-99)
Scott Boyd	(2000-01)
Kevin Lynch	(2002-05)
Jimmy Marshall	(2006-09)
Scott Sitz	(2010-13)
Taylor Folsom	(2015)

27

David Cook	(1967)
Jeff Hogan	(1969)

Pat Osburn	(1970)
Dave Fernald	(1971-73)
Dave Brown	(1974)
Danny Owen	(1975-76)
Kevin Brooks	(1978)
Don Milner	(1979)
Jeff Gray	(1981-84)
Joe Pacetti	(1985)
Mike Brady	(1987-90)
Terrell Buckley	(1991)
Danny Dichter	(1993)
Steve Nedeau	(1994-96)
Brian Cox	(1997-98)
Ryan Barthelemy	(1999-02)
Daniel Wardell	(2003-05)
Caleb Graham	(2006-07)
Elih Villanueva	(2008)
D'Vontrey Richardson	(2009)
Stuart Tapley	(2010-11)
Ryan Valdes	(2013)
Matt Mulroy	(2014)
Derek Vail	(2015)

28

John Mason	(1967)
Mike Easom	(1969)
Doug Kasimier	(1970-71)
Rick Colzie	(1972)
Karl Szymanski	(1974)
Danny O'Brien	(1975)
Mike Bretz	(1976-79)
Terrell Buckley	(1990)
Dean Vinson	(1995)
Mike Martin, Jr.	(1998-07), Coach
Tyler Everett	(2008-11)
Lee Howard	(2012-14)
Dylan Busby	(2015)

29

Chester Cole	(1966)
Jeff Hill	(1967,69)
Mike Leber	(1971)
Jim Foxwell	(1973-75)
Dave Cooper	(1976)
John McKnight	(1978)
Mike Fuentes	(1979-81)
Bobby Alexander	(1982)
Chris Pinder	(1984)
Eric McNitt	(1985)
Chris Pollack	(1986-87)
David Sorokowski	(1988-89)
Brad Gregory	(1990)
LaWhit Lizzmore	(1991-92)
Billy Lawrence	(1993)
Tim Miller	(1994)
Bryan Senior	(1995)
Billy Brown	(1996)
Mike DiBlasi	(1997-00)
Richie Smith	(2001-02)
Eddie Cannon	(2003-04)
Barrett Browning	(2005-06)
Rod Delmonico	(2008), Coach
Rafael Lopez	(2009-11)

Quincy Nieporte (2015)

30

Howard Wood	(1967)
Herb Sikes	(1971-72)
Danny O'Brien	(1973-74)
Bill Daniel	(1975)
Brad Prior	(1976)
Don Milner	(1978)
Rick Soffel	(1979)
Keith Parenteau	(1980)
Carl Ferraro	(1981-82)
Tommy Bryant	(1983)
Dru Kosco	(1984-85)
Ed Porcelli	(1986-87)
Ty Mueller	(1989-93)
Scott Bentley	(1994)
Nick Stocks	(1997-99)
Robby Read	(2001-02)
Blake Balkcom	(2003)
Brian Chambers	(2004-07)
Hunter Scantling	(2009-12)
Robby Coles	(2013)
Will Zirzow	(2014-15)

31

Jim Helm	(1967)
John Keith	(1969)
David Marano	(1978)
Orson Mobley	(1982-83)
Paul Thomas	(1986-87)
Barry Johnson	(1988-89)
Bryan Harris	(1990-93)
David Yocum	(1994-95)
Scott Proctor	(1996-98)
Marshall McDougall	(1999-00)
Marc LaMacchia	(2001-03)
Jerrod Brown	(2005), Coach
Luke Tucker	(2006-07)
Ben Francis	(2008)
Ruairi O'Connor	(2009)
Kevin Jackson	(2010)
Gary Merians	(2011)
Alec Byrd	(2014-15)

32

Bruce Pollock	(1967)
Dick Gold	(1969)
Jim Riley	(1978-79)
Allen Swindle	(1980-82)
Loren Levy	(1984)
Al Ashmont	(1985-86)
Michael Stubbs	(1988)
Gar Finnvoid	(1989-90)
Dave Schumacher	(1991)
Paul Wilson	(1992-94)
Chuck Howell	(1995-97)
Matt Diaz	(1998-99)
Blair McCaleb	(2000-02)
Matt DiBlasi	(2003-06)
Casey Whitmer	(2007)
Matt Fairel	(2008)



ALL-TIME JERSEY NUMBERS

Sherman Johnson (2009-12)
Ladson Montgomery (2013-14)
Hayden Kelly (2015)

33

Ed Harris (1967)
Craig Skok (1969)
Kevin Rigby (1978)
Rick Hatcher (1979-81)
Mike McLeod (1982-90), Coach
Justin Rigney (1992)
Charles McQuaig (1993-94)
Randy Niles (1995-97)
David Kelly (1998)
John Halliday (1999-00)
Justin Lord (2001)
Kyle Patrick (2003)
Trent Jarvis (2004-08)
Andrew Durden (2010)
Connor Nolan (2011)
Bryant Holtmann (2012-15)

34

(Retired)

Bob Wooley (1966)
Darrel Stewart (1967)
John Franks (1969)
Dick Howser (1979), Head Coach
Keith Craig (1980-81)
Tom Snyder (1982)
Doug Treadway (1983-84)
Paul Thomas (1985)

35

Len Sullivan (1967)
Dick Wiggins (1979)
Keith Lyttle (1989)
Jimmy Lewis (1991)
Jim Rushworth (1992)
Scooby Morgan (1993-96)
Shawn McCorkel (1997-98)
Mike Ziegler (2000)
Brent Pearson (2001)
Brent Marsh (2002)
Hunter Jones (2003-05)
Brent Marsh (2006)
Nicholas Debacker (2007)
Ryan Vigue (2008-09)
David Trexler (2010-11)
Hayden Jordan (2013)

36

Mike Horn (1969)
Robby Scott (2010-11)
Kenny Burkhead (2013-14)
Boomer Biegalski (2015)

37

Jim Helm (1966)
Lane Green (1967)

Mike Slade (1969)
Jeremy Morris (1994-97)
Chris Ginn (1998-01)
Garrett Robinson (2003), Coach
Mike Futrell (2004), Coach
Neil Malpass (2006-07)
Wil Breton (2011)
Brandon Leibrandt (2012-14)

38

Craig Brown (1969)
Ryan McArdle (2006)
Stephen Cardullo (2007-10)
Adam Simmons (2011-12)
Alex Deise (2015)

39

Jim Gurzynski (1969)
Dick Wiggins (1980)
Chris Cawthon (1981-82)
Tony Blasucci (1983)
Jay Drivas (1984)
Roy Eppley (1985)
Danny Harrell (1986)
Mike Skoutelakis (1987)
Gary Painter (1989-90)
Jeff Tibbitts (1991-92)
Derek Reams (1993)
Chuck Howell (1994)
J.D. Drew (1995-97)
John-Ford Griffin (1999-01)

40

Harry Greene (1967)
Tom Richards (1969), Coach
Danny Rosen (2007)
Peter Miller (2011-14)

41

Mike English (1967)
Lane Chance (1994)
Jon McDonald (1997-00)
Jeremy Haynes (2015), Coach

42

Dave Langston (1967)
Mike Cullen (1980-81)
Tom Sailor (1982)
Buddy Shaw (1983)
Dave Hanselman (1984)
Bill Howard (1985)
Chip Drobine (1986)
Ron Spyker (1987)
Phil Dannunzio (1988-89)
Sid Cash (1990-91)
Lazer Collazo (1992), Coach
Jay Kearce (1993), Coach
Tommy Stewart (2002)
Undra Griggs (2004)
William Jackel (2005)

Pete Jenkins (2006-07), Coach
Brian Hoop (2009-10), Coach
Jim Voyles (2014-15)

43

Pete Roberts (1967)
Brad Long (1979)
Jay Keeler (1980-82)
Vince Insogna (1983-84)
Ed Fulton (1985-87)
Brad Gregory (1989)
Jeff Tam (1992-93)
Chris Tramel (1996)
Clint Byrd (1998)
Trent Peterson (2001-03)
Brian Kelley (2005-06)
Casey Smit (2013-14)
Timmy Delph (2015)

44

Ronnie Traylor (1979)
Tim Phillips (1980-82)
Mike Loynd (1983-86)
Bryan Campbell (1987)
Bret Davis (1988)
Pat Underhill (1989)
John Nedeau (1990-93)
Mike Bell (1994-95)
Robert Tyree (1996)
Scott Hudson (1997-99)
Mark Culp (2003)
Kris Castellanos (2009)
Mack Waugh (2011-12)
Jameis Winston (2013-14)

45

Charlie Beverly (1981)
Steve Gelmine (1982-85)
Steve Taddeo (1986-87)
Matt Clements (1988)
Chris Brock (1989-92)
George Otero (1998)
Drew Stilley (2003)
Alex Boston (2004)
Josh Spivey (2005-07)
Mike Meschke (2009-10)

46

David Smalley (1980-83)
Ray Revak (1984-85)
Jon McFatter (1987), Coach
Scott Steinitz (1989-90)
Matt Lynch (2000-03)
Jack Rye (2005-08)
Matt Matulia (2011-12), Coach
Drew Carlton (2015)

47

Ed Howser (1980-81)
Loren Levy (1982)

Steve Winterling (1986-91), Coach

49

Ken Fischer (1979-81)
Al Moreya (1983)
Shawn Troxel (1987)
Frank Martello (1988), Coach
Scott Edwards (1989-90)
Charlie Cruz (1992-94)

51

Steve Butler (1994-95)
Reggie Griggs (1997)
Glen Simon (2003-05)
Scott Thorson (2007)
Brandon Johnson (2011-14)

53

Jose Brizuela (2012-14)

Active returners in **bold**.



ALL-TIME HITTING STATISTICS

Player	Season	Avg.	GP	GS	AB	R	H	2B	3B	HR	RBI	TB	SLG %	BB	HP	SO	GDP	SF	SH	SB	SBA
ADAMS, Joe	1975	.000	2	--	3	0	0	0	0	0	0	0	.000	0	0	--	--	0	0	0	0
ADEEB, Josh	1995	.200	43	3	35	10	7	1	0	0	6	8	.229	8	2	9	1	1	0	4	5
ALEXANDER	1977	.333	8	--	6	3	2	0	0	0	1	2	.333	2	0	0	--	0	0	32	35
ALFONZO, Giovanny	2012-13	.245	91	61	233	38	57	6	0	0	30	63	.270	31	9	39	10	3	8	4	6
ALICEA, Edwin	1987-88	.341	142	--	546	165	186	29	10	26	110	311	.570	122	9	86	--	10	4	90	104
ALICEA, Luis	1984-86	.341	238	--	970	268	331	48	19	25	193	492	.507	152	19	98	--	14	10	71	94
ALLEN, Dozier	1948-49	.264	17	16	91	18	24	3	0	1	11	30	.330	11	0	10	--	0	--	4	0
AMARAL, Mario	2012	.333	3	0	3	0	1	0	0	0	1	1	.333	0	0	1	0	0	0	0	0
AMMANN, Gene	1968-70	.232	6	--	99	14	23	0	1	1	5	28	.283	15	--	22	--	--	--	0	0
ANDERSON, Dennis	2004	.225	61	41	138	19	31	2	0	3	19	42	.304	18	2	45	0	2	12	2	2
ANDERSON, Travis	2006-07	.298	82	43	168	36	50	13	1	8	34	89	.530	18	7	38	3	1	4	3	3
ARCE, Eric	2011	.100	7	3	10	3	1	0	0	0	1	1	.100	3	1	1	1	0	0	0	1
ARMSTRONG, Bob	1992	.307	42	15	75	13	23	5	0	1	13	31	.413	7	2	16	--	0	0	2	3
ASH, John	1954-57	.280	9	3	25	5	7	0	0	0	1	7	.280	0	--	1	--	--	--	0	0
ASHFORD, Billy	1982-83	.311	89	--	193	42	60	19	2	3	49	92	.477	29	7	43	--	1	2	5	7
ASHLEY, Gary	1953-56	.253	27	12	186	34	47	5	0	1	28	55	.296	--	--	--	--	--	1	3	0
ATWOOD, John	1953-56	.160	12	3	50	4	8	0	0	0	4	8	.160	--	--	--	--	--	--	--	0
AUGUSTINE, Mike	1962-64	.034	92	--	356	82	12	14	2	3	46	147	.413	33	--	18	--	--	--	18	0
AVITABLE, Tony	1954-56	.129	14	11	31	3	4	0	0	0	4	4	.129	--	--	--	--	--	5	--	0
AXON, Don	1957	.000	1	--	0	0	0	0	0	0	0	0	--	0	--	0	--	--	--	0	--
BADEAUX, Brooks	1995-98	.305	254	252	938	256	286	49	9	6	149	365	.389	203	10	111	23	10	17	59	69
BAILEY, Lee	1950-51	.336	33	33	143	14	48	9	2	6	26	79	.552	--	--	--	--	--	--	5	0
BAILEY, Roger	1992	1.000	22	0	1	0	1	1	0	0	0	2	2.000	0	0	0	--	0	0	0	0
BALET, Pichi	2000	.333	60	43	159	31	53	13	0	7	39	87	.547	22	4	24	6	1	0	0	1
BALKCOM, Blake	2003	.327	53	52	202	39	66	17	2	9	45	114	.564	16	8	31	1	2	0	2	3
BALL, Bob	1952	.000	3	--	3	0	0	0	0	0	0	0	.000	1	--	0	--	--	0	0	--
BANAKAS, Chris	1948	.154	4	3	13	0	2	1	0	0	1	3	.231	0	--	0	--	--	--	0	--
BANKSTON, Jeff	1972	.268	49	--	112	25	30	5	1	1	19	40	.357	14	--	8	--	--	--	4	--
BARGAS, Bob	1989-90	.350	126	--	448	82	157	38	3	9	111	228	.509	66	7	52	--	13	39	9	15
BARINEAU, Mark	1981-83	.306	--	--	556	197	170	23	11	19	98	272	.489	157	32	68	--	10	12	80	95
BARTHELEMY, Ryan	1999-2002	.339	260	228	948	213	321	67	10	50	261	558	.589	107	24	147	25	20	3	12	16
BARTLETT, Ron	1976, 1979	.238	21	--	21	3	5	0	0	0	2	5	.238	5	0	4	--	2	0	0	0
BASSETT, Joe	1948	1.000	1	0	1	1	1	0	0	0	0	1	1.000	0	--	0	--	--	--	0	--
BAZZELL	1953	.750	1	--	4	3	3	0	1	0	--	5	1.250	--	--	--	--	--	--	--	--
BEAN, Mason	1973	.250	5	--	8	0	2	2	1	0	3	6	.750	0	2	2	--	0	0	0	0
BEARSE, Bill	1964-65	.286	26	--	21	5	6	1	1	0	3	9	.429	6	--	3	--	--	--	3	0
BECCACCIO, Al	1962-63	.270	45	--	137	27	37	3	5	2	17	56	.409	10	--	20	--	--	--	9	0
BELL, Mike	1994-95	.216	54	7	51	8	11	1	0	1	9	15	.294	8	0	15	0	0	1	0	0
BENDA, Bob	1977-78	.314	112	--	414	100	130	26	7	8	87	194	.469	46	6	41	--	5	8	19	20
BENNER, Wayne	1951-52	.313	23	9	80	16	25	3	3	0	14	34	.425	10	--	10	--	--	1	3	0
BENSON	1960	.571	7	--	7	3	4	0	1	0	0	6	.857	0	--	0	--	--	--	0	--
BERTOLDI, Michele	1991	.250	5	--	4	1	1	1	0	0	1	2	.500	2	0	2	--	0	1	0	0
BEVIS, Allen	1989-92	.303	237	45	750	198	227	47	9	9	110	319	.425	149	5	142	--	11	6	91	129
BIFANO, Chip	1976-77	.232	87	--	310	86	72	8	3	3	45	95	.306	78	2	40	--	7	2	29	30
BIRD, Kyle	2013	.000	1	0	0	0	0	0	0	0	0	0	--	0	0	0	0	0	0	0	0
BISBEE, Ham	1956	.268	13	10	41	10	11	3	--	1	14	17	.415	--	--	--	--	--	--	--	--
BLACKWELL, Barry	1985-88	.329	259	--	803	194	264	50	5	31	187	418	.521	145	23	148	--	13	89	33	45
BLANTON, Garrett	1989-91	.296	137	--	223	64	66	17	1	3	32	94	.422	33	18	52	--	2	0	17	22
BLATCH, Taylor	2014	.000	14	2	0	0	0	0	0	0	0	0	--	0	0	0	0	0	0	0	0
BLINN, Ralph	1052-53	.282	41	--	142	26	40	5	3	4	9	63	.444	6	--	21	--	--	2	3	0
BOLIN, Jon	1990-91	.182	18	--	11	3	2	0	0	0	0	2	.182	3	0	1	--	0	0	0	0
BONDI, Bob	1954	.184	--	--	38	7	7	0	0	0	4	7	.184	--	--	--	--	--	--	--	--
BONENBERGER, Jimmy	1997	.333	18	0	12	4	4	0	0	2	4	10	.833	2	0	3	0	0	0	1	1
BONILLA, Guillermo	1974-76	.340	169	--	667	134	227	42	5	9	125	306	.459	50	4	27	--	11	1	9	11
BOSTON, Alex	2004	.000	1	0	1	0	0	0	0	0	0	0	.000	0	0	0	0	0	0	0	0
BOURNIGAL, Rafael	1987	.281	73	--	235	53	66	9	2	2	35	85	.362	46	0	28	--	2	7	22	33
BOXER, Jerry	1956-57	.241	16	1	29	4	7	1	0	2	2	14	.483	2	--	3	--	--	--	0	0
BOYCE, Ken	1954	.226	--	--	53	18	12	1	2	0	4	17	.321	--	--	--	--	--	--	--	--
BOYD, George	1949-50	.214	4	3	42	8	9	0	0	0	4	9	.214	3	1	10	--	0	--	1	0
BOYD, Jayce	2010-12	.349	198	195	727	140	254	53	5	20	160	377	.519	100	8	97	22	18	7	22	27
BOYD, LaDon	1967	.212	--	--	33	2	7	1	0	1	6	11	.333	2	--	4	--	--	--	0	--
BOYD, Scott	2000-01	.277	56	19	94	21	26	9	1	2	19	43	.457	6	6	27	2	0	0	1	1



ALL-TIME HITTING STATISTICS

Player	Season	Avg.	GP	GS	AB	R	H	2B	3B	HR	RBI	TB	SLG %	BB	HP	SO	GDP	SF	SH	SB	SBA
BRACEWELL	1948	.000	1	1	2	1	0	0	0	0	0	0	.000	1	--	0	--	--	--	0	--
BRETON, Will	2011	.111	17	0	9	2	1	0	0	0	1	1	.111	1	2	4	1	0	0	0	0
BRINGGER, Harry	1951	.000	4	4	11	0	0	0	0	0	0	0	.000	--	--	--	--	--	--	--	--
BRISTOL, Jack	1956-58	.232	27	3	56	11	13	1	0	0	5	14	.250	2	--	15	--	--	--	0	0
BRIZUELA, Jose	2012-14	.290	187	186	655	120	190	40	7	9	120	271	.414	82	24	122	11	11	11	27	35
BROCK, Chris	1989-92	.282	276	68	670	101	189	36	7	3	105	248	.370	76	6	101	--	10	9	31	48
BROOKS, Marty	1966	.143	7	--	14	0	2	1	0	0	0	3	.214	0	--	5	--	--	--	0	--
BROWN, Billy	1996	.247	39	19	77	19	19	8	0	0	14	27	.351	26	1	0	0	0	1	2	2
BROWN, Craig	1969	.000	--	--	2	1	0	0	0	0	0	0	.000	1	--	0	--	--	--	0	--
BROWN, Dave	1973	.000	4	--	1	0	0	0	0	0	0	0	.000	0	0	1	--	0	0	0	0
BROWN, Forrest	1954	.125	--	--	8	3	1	0	0	0	1	1	.125	--	--	--	--	--	--	--	--
BROWN, Jerrod	2002-03	.307	132	125	459	119	141	22	1	11	113	198	.431	70	28	59	14	8	4	3	9
BROWN, Lamar	1948-50, 53	.319	39	35	210	37	67	0	6	4	33	91	.433	20	1	24	--	0	--	37	0
BROWN, Randy	1965-66	.289	91	--	287	83	83	6	2	13	82	132	.460	84	--	29	--	--	--	42	0
BRUNELLE, Parker	2008-11	.226	166	68	296	58	67	13	4	5	56	103	.348	47	10	54	6	8	6	1	3
BRYAN, Zech	2004	.342	66	65	260	68	89	13	0	8	46	126	.485	26	10	34	1	8	2	9	14
BUCKLEY, Terrell	1990	.250	16	--	8	4	2	1	0	0	0	3	.375	1	0	1	--	0	0	1	2
BUCKLEY, Terrell	1990-91	.154	21	--	13	4	2	1	0	0	0	3	.231	1	0	3	--	0	0	1	2
BUCKLEY, Tye	2011	.000	2	0	0	2	0	0	0	0	0	0	--	0	0	0	0	0	0	0	0
BULLOCK, Wallace	1951	.000	1	0	2	0	0	0	0	0	0	0	.000	--	--	--	--	--	--	--	--
BUNKER, Bill	1957	.000	1	--	1	0	0	0	0	0	0	0	.000	0	--	0	--	--	--	0	--
BURKHEAD, Kenny	2014	.000	10	2	0	0	0	0	0	0	0	0	--	0	0	0	0	0	0	0	0
BURT, Royce	1949	.250	--	--	12	2	3	0	0	0	2	3	.250	2	0	2	--	0	--	0	--
BUSBY, Dylan	2015	.242	62	57	198	34	48	15	0	9	45	90	.455	27	12	73	5	3	1	12	13
BUSBY, Jim	1974-75	.285	120	--	449	86	128	19	7	14	66	203	.452	49	2	23	--	4	3	31	39
BUSBY, Thad	1995	.000	2	0	1	0	0	0	0	0	0	0	.000	0	1	1	0	0	0	0	0
BUSS, Dave	1959	.154	16	--	26	4	4	0	0	0	2	4	.154	4	--	2	--	--	--	1	--
BUTLER, Steve	1994-95	.135	59	5	37	5	5	2	0	0	3	7	.189	7	0	16	0	0	0	0	0
BUTTERY, Mike	1994	.250	51	22	96	23	24	10	2	2	16	44	.458	10	4	14	--	0	0	3	4
BYRD, Alec	2014-15	.000	11	1	0	0	0	0	0	0	0	0	--	0	1	0	0	0	0	0	0
BYRD, Clint	1998	.250	11	0	4	0	1	0	0	0	1	1	.250	0	2	2	0	0	0	0	0
CALANDRA, Vince	1984-85	.305	137	--	380	84	116	11	1	20	102	189	.497	95	9	67	--	10	6	9	18
CALHOUN, Howard	1948	.200	9	7	20	5	4	0	0	0	0	4	.200	8	--	5	--	--	--	0	--
CAMPBELL, Billy	1952-55	.328	36	--	293	73	96	1	6	2	44	115	.392	13	--	2	--	--	1	4	0
CAMPOSANO, Ed	1968	.000	1	--	1	0	0	0	0	0	0	0	.000	0	--	1	--	--	--	0	--
CANTY, Bob	1966-68	.286	48	--	199	40	57	4	1	0	20	63	.317	37	--	24	--	--	--	10	0
CARDULLO, Stephen	2007-10	.333	183	140	568	164	189	40	4	25	126	312	.549	104	12	106	13	11	9	43	49
CAREY, Brooks	1975-76	.200	29	--	15	3	3	1	0	0	2	4	.267	1	1	0	--	0	0	0	0
CARROLL, Bob	1972-73	.000	32	--	3	6	0	0	0	0	0	0	.000	0	0	0	--	0	0	2	0
CASEY, Doug	1978-79	.373	52	--	102	30	38	7	0	1	17	48	.471	28	0	7	--	1	1	0	0
CASH, Buddy	1958	.000	7	--	15	0	0	0	0	0	1	0	.000	1	--	3	--	--	--	1	--
CASH, Kevin	1997-99	.299	178	148	552	121	165	32	4	27	124	286	.518	91	13	161	20	8	1	8	13
CASH, Ron	1970-71	.342	50	--	380	90	130	8	12	7	76	193	.508	75	--	29	--	--	--	5	0
CASH, Sid	1990-91	.375	23	--	16	4	6	2	0	0	1	8	.500	2	0	1	--	0	0	0	0
CAWTHORN, Chris	1981-82	.309	136	--	444	120	137	25	3	36	142	276	.622	79	4	72	--	6	1	22	25
CHALHUB, Leon	1964	.238	16	--	21	7	5	0	0	0	3	5	.238	4	--	6	--	--	--	1	--
CHAPMAN, Gibbs	2004-05	.299	132	123	461	94	138	28	6	13	106	217	.471	74	15	102	4	9	9	32	36
CHAPPELL, Dave	1974	.400	7	--	5	0	2	0	0	0	1	2	.400	1	1	2	--	0	0	0	0
CHAUDRON, Ralph	1948	.000	2	1	7	0	0	0	0	0	1	0	.000	0	--	0	--	--	--	0	--
CHAVEZ, Chris	1996, 98	.000	20	3	2	1	0	0	0	0	0	0	.000	2	0	0	0	0	0	0	0
CHEEK, Benny	1951-52	.667	4	0	3	0	2	0	0	0	0	2	.667	2	--	0	--	--	--	0	0
CHEESMAN, Aaron	2002-05	.308	220	178	640	114	197	37	3	4	123	252	.394	106	31	90	15	13	22	9	15
CHMIELEWSKI, Gerry	1963-65	.244	69	--	213	27	52	8	2	2	26	70	.329	14	--	41	--	--	--	5	0
CLAYBORNE, Greg	1986-88	.250	169	--	364	61	91	14	0	8	53	129	.354	31	2	88	--	4	12	14	21
CLEM, Bob	1959-60	.421	44	--	183	54	77	13	7	3	38	113	.617	27	--	28	--	--	--	20	--
CLEMENTS, Matt	1988-89	.182	28	--	22	3	4	2	0	0	2	9	.409	4	1	3	--	0	0	0	0
CLEVELAND, Al	1969-70	.250	--	--	8	3	2	0	0	0	2	2	.250	2	--	2	--	--	--	0	--
CLEVELAND, Charles	2005-06	.236	50	14	72	13	17	5	1	0	14	24	.333	13	2	26	3	0	0	2	2
COARSELY, John	1949	.250	--	--	12	3	3	0	0	0	0	3	.250	3	0	3	--	0	--	0	--
COCKS, Larry	1969-71	.267	44	--	341	63	91	13	3	2	46	116	.340	37	--	34	--	--	--	20	--
COHEN, Hal	1982	.332	61	--	202	72	67	12	1	8	47	105	.520	42	4	31	--	3	0	27	30
COLE, Chester	1966	.667	2	--	3	0	2	0	0	0	1	2	.667	0	--	0	--	--	--	0	--



ALL-TIME HITTING STATISTICS

Player	Season	Avg.	GP	GS	AB	R	H	2B	3B	HR	RBI	TB	SLG %	BB	HP	SO	GDP	SF	SH	SB	SBA
COLE, Chris	2001	.211	39	21	71	15	15	2	0	3	11	26	.366	19	2	19	2	3	0	0	1
COLLINS, Calvin	1949	.208			77	16	16	1	0	0	9	17	.221	6	2	9		0		4	
COLZIE, James	1994	.000	6	0	3	1	0	0	0	0	2	0	.000	0	1	1	--	0	0	0	0
COLZIE, Rick	1972-73	.313	74		201	42	63	54	4	2	28	131	.652	30	3	28		0	1	20	24
COMPTON, Mike	2014-15	1.000	16	15	1	0	1	1	1	0	1	2	2.000	0	0	0	0	0	0	0	0
CONE, Chuck	1966-68	.220	40	--	250	44	55	10	4	1	24	76	.304	38	--	25	--	--	--	10	--
CONE, Skip	1972	.211	18	--	19	1	4	0	0	0	2	4	.211	4	--	5	--	--	--	0	--
CONRAD, Harold	1948	.273	4	4	11	2	3	0	0	0	0	3	.273	3	--	2	--	--	--	5	--
COOK, Dave	1967-68	.140	13	--	57	7	8	0	0	1	8	11	.193	5	--	25	--	--	--	3	--
COOK, John	1992	.363	41	15	91	15	33	6	0	2	14	45	.495	7	1	25	--	1	1	0	0
COOK, Tom	1968	.384	41	--	138	33	53	5	4	9	47	93	.674	23	--	25	--	--	--	1	--
COOPER, David	1976-77	.269	43	--	67	13	18	2	3	1	11	29	.433	10	0	9	--	1	1	8	9
COPPS, Mike	1957-58	.309	40	--	123	24	38	5	3	3	32	58	.472	17	--	9	--	--	--	3	--
CORSO, Lee	1954, 56-57	.297	54	30	212	49	63	7	4	0	53	78	.368	43	1	11	--	--	--	28	--
COUCH, Jerry	1957-58	.435	21	--	23	10	10	0	1	1	9	15	.652	10	--	2	--	--	--	0	--
COULTER, Mark	1976-77	.280	89	--	214	47	60	11	1	15	59	118	.551	51	5	42	--	2	0	3	6
COX, Brian	1997-98	.354	123	109	410	118	145	33	1	20	101	240	.585	59	5	63	10	4	2	40	45
COX, Sam	1948-49	.279	4	4	86	18	24	5	2	1	18	36	.419	15	1	6	--	0	--	2	--
CRAIG, Keith	1981	.000	3	--	0	0	0	0	0	0	0	0	--	0	0	0	--	0	0	0	0
CREELY, Ken	1964-65	.188	16	--	16	4	3	0	0	0	0	3	.188	1	--	8	--	--	--	0	--
CRIBB, Buddy	1988-90	.299	176	--	432	94	129	19	2	25	102	226	.523	108	6	95	--	7	1	9	19
CRUZ, Charlie	1992, 94-95	.000	51	12	3	0	0	0	0	0	1	0	.000	0	0	1	0	0	0	0	0
CUESTA, John	1953	.319	23	--	91	12	29	5	23	0	--	80	.879	--	--	--	--	--	--	--	--
CULLEN, Mike	1980-81	.270	66	--	126	37	34	7	2	3	22	54	.429	23	8	23	--	2	1	5	7
CURRY, Ben	1975-77	.304	99	--	247	41	75	7	2	9	47	113	.457	41	2	35	--	4	4	2	2
DAHLEN, Dave	1963-64	.198	36	--	106	13	21	1	2	1	10	29	.274	5	--	17	--	--	--	2	--
DANESH, Ohmed	2007-10	.278	215	103	428	89	119	31	4	12	94	194	.453	75	4	120	9	5	2	16	22
DANIEL, Bill	1974-75	.262	77	--	183	46	48	5	3	10	45	89	.486	46	3	13	--	1	1	4	5
DANIEL, Jim	1960-61	.190	16	--	42	7	8	1	0	0	5	9	.214	1	--	9	--	--	--	2	--
DANNUNZIO, Phil	1989	.333	13	--	12	1	4	0	0	0	1	4	.333	0	0	1	--	1	0	0	0
DAVIDSON, Daniel	2002	1.000	1	0	1	1	1	0	0	0	1	1	1.000	0	0	0	0	0	10	0	0
DAVIDSON, Randy	1974-75	.331	122	--	462	93	153	16	3	0	49	175	.379	57	2	10	--	3	1	64	73
DAVIS, Frank	1959-62	.178	49	--	90	12	16	1	0	0	9	17	.189	12	--	26	--	--	--	1	--
DAVIS, Marcus	2013	.301	64	63	239	56	72	20	0	9	62	119	.498	29	6	34	5	6	1	6	8
DAVIS, Tim	1992	.000	26	0	3	1	0	0	0	0	0	0	.000	0	0	1	--	0	0	0	0
DAVIS, Tom	1964	.000	2	--	2	0	0	0	0	0	0	0	.000	1	--	1	--	--	--	0	--
DE LA CALLE, Danny	2014-15	.239	121	119	381	64	91	12	2	8	64	131	.344	28	11	102	10	8	10	3	4
DEDDENS, Eric	1983-84	.262	99	--	183	39	48	9	0	4	33	69	.377	37	2	50	--	5	0	5	7
DELMONICO, Tony	2008	.374	66	66	254	69	95	19	2	8	69	142	.559	34	9	43	3	6	1	14	18
DeLOACH, Don	1978-81	.330	221	--	819	197	270	57	6	14	143	381	.465	96	8	88	--	9	3	35	45
DELPH, Josh	2012-15	.276	222	186	652	128	180	43	1	2	86	231	.354	120	26	129	12	7	14	15	22
DeLUZIO, Ben	2014-15	.261	111	105	341	61	89	14	5	3	51	122	.358	47	8	91	4	6	7	30	35
DENNIS, Greg	1984	.276	68	--	181	32	50	11	1	2	31	69	.381	34	3	11	--	1	7	4	8
DIAZ, Danny	2004-06	.205	109	57	210	30	43	11	1	2	35	62	.295	23	9	75	1	2	10	2	3
DIAZ, Matt	1998-99	.384	142	142	570	147	219	41	5	43	178	399	.700	40	22	119	13	7	3	21	28
DIAZ, Zach	1997-99	.000	71	2	3	0	0	0	0	0	0	0	.000	0	0	2	0	0	0	0	0
DiBLASI, Matt	2003, 06	.500	2	0	2	0	1	0	0	0	1	1	.500	0	0	0	0	0	0	0	0
DiBLASI, Mike	1999-2000	.000	28	0	1	0	0	0	0	0	0	0	.000	1	0	0	0	0	0	0	0
DIRKS, Paul	1962-64	.242	21	--	33	4	8	0	1	1	8	13	.394	3	--	6	--	--	--	1	--
DONNAWAY, Jerry	1958	.143	11	--	7	2	1	0	0	0	1	1	.143	1	--	2	--	--	--	0	--
DORIA, Ken	1971-72	.296	111	--	355	62	105	18	2	7	67	148	.417	61	--	42	--	--	--	12	--
DOWELL, Danny	1981-83	.300	169	--	437	76	131	27	5	7	84	189	.432	61	9	70	--	3	1	8	12
DREW, J.D.	1995-97	.391	200	192	683	254	267	39	13	69	257	539	.789	175	23	95	9	11	4	53	68
DREW, Stephen	2002-04	.354	168	167	694	215	246	47	19	44	169	463	.667	112	11	96	2	5	16	58	65
DREWS, John	1974	.200	30	--	70	6	14	2	0	0	5	16	.229	11	1	15	--	1	0	1	1
DROHAN, Roger	1949	.211		--	19	5	4	0	0	0	1	4	.211	3	0	3	--	1	--	0	--
DUCHAK, Dean	1965, 1967	.180	21	--	50	5	9	0	0	1	3	12	.240	10	--	10	--	--	--	1	--
DULL, Jack	1959-61	.336	71	--	277	71	93	12	3	14	75	153	.552	44	--	37	--	--	--	14	--
DUNBAR, Marc	1990-92	.232	77	12	99	22	23	6	2	1	12	36	.364	14	3	18	--	2	1	8	14
DYER, Hal	1957	.000	3	--	3	0	0	0	0	0	0	0	.000	1	--	1	--	--	--	0	--
EASOM, Mike	1967-69	.305	41	--	440	78	134	20	11	17	83	227	.516	59	--	65	--	--	--	9	--
EASTERLING, Taiwan	2010-11	.268	78	36	138	29	37	5	0	1	21	45	.326	9	5	32	1	2	3	7	--



ALL-TIME HITTING STATISTICS

Player	Season	Avg.	GP	GS	AB	R	H	2B	3B	HR	RBI	TB	SLG %	BB	HP	SO	GDP	SF	SH	SB	SBA
ECHOLS	1961	.000	5	--	2	0	0	0	0	0	0	0	.000	0	--	2	--	--	--	0	--
EDWARDS, Scott	1989	.000	1	--	0	1	0	0	0	0	0	0	--	0	0	0	--	0	0	0	0
EGERTSON, Jon	1987	.200	7	--	5	1	1	1	0	0	3	2	.400	0	0	0	--	1	0	0	0
EIGL, Rudy	1957	.333	7	--	3	2	1	0	0	0	0	1	.333	0	--	0	--	--	--	0	--
EISSEY, Mike		.252	62	--	119	18	30	12	0	0	11	42	.353	26	2	21	--	0	1	4	11
ELLIOTT, Gary	1961-62	.274	31	--	73	14	20	0	0	1	7	23	.315	10	--	11	--	--	--	10	--
EMERICK, Jack	1979-80	.289	75	--	246	56	71	20	2	6	45	113	.459	27	4	25	--	4	0	9	10
ENGLISH, Mike	1967-69	.288	7	--	160	17	46	7	1	2	24	61	.381	20	--	28	--	--	--	0	--
EPPLEY, Roy	1985	.238	20	--	21	6	5	1	0	2	10	12	.571	4	0	9	--	0	0	0	0
ERICKSON, Don	1987-88	.284	142	--	532	113	151	20	4	13	92	217	.408	70	13	86	--	8	5	33	48
EVERETT, Tyler	2008-09, 2011	.333	5	0	3	1	1	1	0	0	1	2	.667	1	0	2	0	1	0	0	0
FAIREL, Matt	2008	.000	2	0	2	0	0	0	0	0	0	0	.000	0	0	0	1	0	0	0	0
FANN, Sam	1949-50	.000	2	2	38	5	0	0	0	0	2	0	.000	5	0	0	--	1	--	3	--
FARMER, Terry	1973	.286	18	--	35	3	10	10	0	0	0	20	.571	1	1	7	--	1	2	1	1
FAUROT, Adam	1995-96	.331	113	97	378	103	125	19	5	6	78	172	.455	67	12	35	10	6	8	22	28
FAZZINI, Frank	1983-85	.369	234	--	884	261	326	52	8	79	270	631	.714	152	7	169	--	13	1	44	59
FELDER, Kenny	1990-92	.268	148	24	429	101	115	26	2	21	99	208	.485	80	21	138	--	1	0	11	22
FERGUSON, John	1969-70	.333	--	--	12	3	4	0	1	1	4	9	.750	1	--	3	--	--	--	0	--
FERGUSON, George	1961-62	.267	43	--	131	19	35	1	0	2	20	42	.321	19	--	35	--	--	--	4	--
FERNALD, Dave	1971-73	.286	39	--	70	12	20	6	1	3	11	37	.529	9	0	29	--	0	0	0	0
FERNANDEZ, Dick	1965-66	.303	95	--	383	85	116	18	9	10	82	182	.475	37	--	37	--	--	--	13	--
FERNANDEZ, Joe	1953	.196	17	--	51	7	10	1	1	0	--	13	.255	--	--	--	--	--	--	--	--
FERRAR, Robert	1962-63	.000	10	--	3	0	0	0	0	0	0	0	.000	0	--	1	--	--	--	0	--
FIGUEREDO, Rick	1980-83	.327	264	--	884	193	289	52	4	29	188	436	.493	134	4	70	--	12	9	20	27
FIGUEROA, Bien	1985-86	.378	153	--	619	175	234	49	6	6	136	312	.504	91	1	60	--	9	5	25	34
FLAKE, Robin	1970-71	.190	10	--	21	2	4	0	0	0	5	4	.190	3	--	6	--	--	--	0	--
FLOYD, Victor	1987	.306	27	--	36	15	11	5	2	1	7	23	.639	8	0	11	--	1	0	8	8
FORD-GRIFFIN, John	1999-01	.427	190	165	684	193	292	78	3	31	168	469	.686	108	10	83	14	8	0	13	18
FOXWELL, Jim	1972-75	.297	143	--	441	78	131	53	3	14	71	232	.526	62	6	31	--	6	4	4	3
FRAGA, Pedro	1968	.000	3	--	3	0	0	0	0	0	1	0	.000	0	--	0	--	--	--	0	--
FRANCIS, Nick	2005	.250	23	9	40	12	10	1	0	0	3	11	.275	5	3	15	0	0	0	0	0
FRANK, Ed	1972	.333	20	--	3	0	1	0	0	0	0	1	.333	0	--	1	--	--	--	0	--
FRASER, Ron	1954, 1956	.000	4	2	3	0	0	0	0	0	0	0	.000	--	--	--	--	--	--	--	--
FREEMAN, Mike	1986	.000	3	--	3	0	0	0	0	0	1	0	.000	0	--	2	--	0	0	0	0
FRENCH, Doug	1960-62	.348	40	--	46	14	16	2	0	0	7	18	.391	9	--	5	--	--	--	12	--
FUENTES, Mike	1978-81	.374	208	--	752	244	281	36	6	64	234	521	.693	145	6	126	--	15	1	54	63
FULLER, Bill	1970-73	.215	55	--	93	15	20	9	0	0	7	29	.312	15	0	28	--	0	2	0	0
FULTON, Ed	1985-87	.310	200	--	629	178	195	28	2	45	190	360	.572	160	6	94	--	7	3	16	22
FUTRELL, Michael	1999-2002	.316	260	200	775	160	245	49	4	21	146	365	.471	95	19	171	15	19	10	21	34
GAGNON, John	1979	.227	27	--	44	11	10	2	1	0	6	14	.318	12	1	11	--	1	0	2	2
GAILLEY, Randy	1971-73	.290	67	--	138	21	40	7	1	5	29	64	.464	20	0	17	--	0	0	2	0
GARCIA, Tommy	1955-58	.372	26	5	78	15	29	2	1	3	16	42	.538	2	--	6	--	--	1	1	--
GARRETT, Lin	1967-68	.262	14	--	42	9	11	3	0	1	4	17	.405	5	--	8	--	--	--	0	--
GARRISON, Dave	1984	.275	48	--	109	33	30	6	1	3	18	47	.431	18	1	20	--	3	0	2	5
GAST, John	2009	.000	1	0	1	0	0	0	0	0	0	0	.000	0	0	0	0	0	0	0	0
GAY, Ed	1948	.000	1	0	1	0	0	0	0	0	0	0	.000	0	--	0	--	--	--	0	--
GENTRY, Alan	1983-84	.257	87	--	144	24	37	5	0	0	30	42	.292	37	1	20	--	2	2	9	16
GIARDINO, Wayne	1965	.286	9	--	28	5	8	0	0	1	6	11	.393	1	--	2	--	--	--	0	--
GILBERT, Mark	1978	.322	62	--	214	73	69	9	1	1	32	83	.388	62	5	34	--	0	5	48	54
GILDEA, Mark	2006-07	.324	103	52	219	53	71	14	2	4	43	101	.461	39	10	63	4	4	3	14	20
GILLILAND, Brian	1989-90	.303	129	--	347	90	105	19	1	1	60	129	.372	83	2	45	--	3	8	20	29
GILMARTIN, Sean	2009-11	.354	61	12	79	18	28	8	1	0	17	38	.481	10	2	26	2	2	0	0	0
GIORDANO, Marc	1987-88	.329	86	--	216	35	71	17	1	13	57	128	.593	57	4	56	--	2	0	7	13
GIVENS, Bert	2012	.000	2	0	1	0	0	0	0	0	0	0	.000	0	0	1	0	0	0	0	0
GIVENS, John	1976	.000	15	--	8	1	0	0	0	0	0	0	.000	0	1	1	--	0	0	0	0
GIVENS, Mike	1974	.158	28	--	19	11	3	0	0	0	2	3	.158	10	0	3	--	1	0	4	5
GIVENS, Steve	1982-83	.300	111	--	180	38	54	8	1	4	45	76	.422	54	1	19	--	2	1	7	7
GOLD, Dick	1967-69	.295	38	--	511	98	151	20	12	6	83	213	.417	61	--	85	--	--	--	14	--
GONZALEZ, Devin	2007	.133	14	0	15	3	2	0	0	0	3	2	.133	2	0	2	0	1	0	0	0
GONZALEZ, Justin	2010-14	.260	233	207	750	164	195	44	6	24	147	323	.431	131	39	252	9	9	6	26	32
GOULD, JJ	2013	.143	15	0	7	3	1	0	0	0	1	1	.143	0	2	3	0	0	0	0	0
GRAGANELLA, Nick	2014-15	.158	69	0	38	20	6	1	1	0	6	7	.184	9	0	20	0	0	0	0	0



ALL-TIME HITTING STATISTICS

Player	Season	Avg.	GP	GS	AB	R	H	2B	3B	HR	RBI	TB	SLG %	BB	HP	SO	GDP	SF	SH	SB	SBA
GREEN, Lane	1967	.000	--	--	4	0	0	0	0	0	0	0	.000	0	--	2	--	--	--	0	--
GREENE, Harry	1967	.205	--	--	39	5	8	0	0	0	4	8	.205	8	--	9	--	--	--	6	--
GREGORY, Brad	1989-90	.000	51	--	2	0	0	0	0	0	0	0	.000	1	0	2	--	0	0	0	0
GRESHAM, Glenn	1948-51	.286	45	38	231	39	66	9	6	2	40	93	.403	4	0	5	--	1		12	--
GRIFFIN, Dan	1982-83	.262	70	--	145	34	38	7	0	7	24	66	.455	19	4	20	--	1	2	6	7
GRIFFIN, Joe	1975-76	.276	21	--	29	6	8	1	0	2	6	15	.517	4	2	11	--	0	0	0	0
GRIFOL, Pedro	1989-91	.296	206	--	747	142	221	57	2	27	163	363	.486	84	7	108	--	10	10	18	32
GRIGGS, Reggie	1997	.254	33	11	59	11	15	2	0	3	11	26	.441	11	1	18	4	0	0	0	1
GRIMES, Dave	1970-71	.264	40	--	129	22	34	5	2	4	16	55	.426	14	--	20	--	--	--	3	--
GROMEK, Carl	1969-70	.050	--	--	20	0	1	0	0	0	1	1	.050	0	--	2	--	--	--	0	--
GROMEK, Greg	1969-71	.299	53	--	395	60	118	16	3	6	67	158	.400	47	--	34	--	--	--	14	--
GROVES, Brett	1998-2001	.281	238	237	834	181	234	56	7	6	133	325	.390	131	34	162	31	7	14	87	108
GRUBB, John	1970	.303	--	--	231	52	70	5	3	3	35	90	.390	30	--	25	--	--	--	14	--
GUEMPLE, Randy	1972-73	.000	35	--	3	0	0	0	0	0	0	0	.000	0	0	3	--	0	0	0	0
GUINN, Dennis	2005-08	.317	189	171	660	146	209	49	6	36	183	378	.573	83	18	91	20	14	6	6	9
GURZYNSKI, Jim	1968-69	.226	23	--	212	39	48	8	0	12	42	92	.434	44	--	66	--	--	--	3	--
HALLBERG, Mark	2007	.360	62	62	250	68	90	14	3	3	56	119	.476	41	1	20	11	3	14	11	13
HALLIDAY, John	1999-2000	.270	96	77	293	55	79	18	0	14	69	139	.474	50	6	69	5	4	0	2	3
HAMMOND, Bill	1965	.238	12	--	21	1	5	1	1	0	5	8	.381	1	--	3	--	--	--	0	--
HANEY, Mike	1964	.286	9	--	7	2	2	0	0	0	0	2	.286	0	--	4	--	--	--	1	--
HARBAUGH, Don	1970-71	.250	8	--	12	1	3	0	0	0	1	3	.250	1	--	3	--	--	--	0	--
HARDY, Jeff	1976	.291	51	--	165	54	48	8	1	10	40	88	.533	41	0	31	--	1	6	21	27
HARRIS, Bryan	1993	.000	21	0	1	0	0	0	0	0	0	0	.000	0	0	0	--	0	0	0	0
HARRIS, Dee	1976-77	.167	8	--	6	1	1	0	1	0	2	3	.500	2	0	0	--	0	0	5	6
HARRISON, Dean	1988-90	.280	140	--	264	47	74	9	2	6	45	102	.386	60	2	59	--	3	3	10	15
HART, Chris	1999-2003	.271	195	116	409	84	111	23	2	7	72	159	.389	84	15	75	14	3	7	7	12
HARTMAN, Bob	1951	.000	3	3	9	1	0	0	0	0	1	0	.000	--	--	--	--	--	--	--	--
HAWKINS, Chuck	1962, 65-66	.154	25	--	52	9	8	3	0	1	7	14	.269	6	--	13	--	--	--	0	--
HAYNES, Marvin	1952	.000	2	--	3	0	0	0	0	0	0	0	.000	0	--	2	--	--	--	0	--
HEATH, Eric	1998	.133	17	0	15	2	2	0	0	0	3	2	.133	2	0	4	0	1	0	0	1
HEATH, Ken	1984	.250	9	--	8	1	2	0	0	0	1	2	.250	0	0	3		0	0	0	1
HEHEMANN, George	1953-56	.136	15	0	22	5	3	0	0	0	0	3	.136	--	--	--	--	--	--	--	--
HELM, Jim	1966-68	.182	8	--	22	3	4	1	0	0	3	5	.227	0	--	6	--	--	--	0	--
HENDERSON, Terry	1997-98	.321	113	64	234	67	75	15	5	10	66	130	.556	44	15	53	9	6	2	6	--
HENDRIX, Carlee	1954-57	.266	53	29	338	86	90	3	5	6	57	121	.358	21	1	36	--	1	1	26	--
HENDRY, Clint	1993-94	.268	112	31	380	100	102	6	5	7	66	139	.366	21	1	52	--	2	1	28	3
HENRY, Bryan	2005-06	.239	49	33	117	14	28	11	0	1	25	42	.359	10	4	28	2	2	2	3	4
HENSON, Tom	1969-70	.261	--	--	23	2	6	1	0	0	4	7	.304	2	--	5	--	--	--	0	--
HEROLD, Spike	1951	.200	9	8	25	10	5	0	0	0	1	5	.200	--	--	--	--	--	--	--	--
HERRING, Ron	1973	.158	20	--	19	1	3	3	0	0	0	6	.316	1	1	3	--	0	3	0	0
HICKS, Joe	1976-77	.366	90	--	273	72	100	10	8	16	79	174	.637	47	2	39	--	3	0	1	2
HIGGINBOTHAM, Wally	1953	.211	11	--	19	1	4	0	1	1		9	.474	--	--	--	--	--	--	--	--
HIGGINBOTHAM, Windle	1974-75	.270	114	--	363	54	98	14	3	7	55	139	.383	62	2	20	--	2	7	6	8
HILL, Jeff	1967-69	.310	6	--	29	10	9	0	1	0	3	11	.379	5	--	6	--	--	--	0	--
HITCHCOCK, Lance	1967-68	.204	5	--	98	16	20	5	2	1	17	32	.327	22	--	25	--	--	--	2	--
HODGES, Daniel	2003	.000	2	0	3	0	0	0	0	0	0	0	.000	0	0	2	0	0	0	0	0
HODGES, Randy	1992-95	.301	257	208	775	146	233	36	12	11	136	326	.421	70	13	148	3	8	22	52	79
HOGAN, Jeff	1967-69	.286	37	--	395	57	113	11	9	2	53	148	.375	20	--	38	--	--	--	12	--
HOHNE, Jerry	1959-60	.280	57	--	410	60	115	11	10	2	56	152	.371	20	--	45	--	--	--	12	--
HOLLAND, John	2012	.243	41	16	74	17	18	8	0	0	10	26	.351	12	4	19	1	0	0	1	1
HOLT, Tyler	2008-10	.359	199	199	746	257	268	59	7	21	117	404	.542	177	20	141	14	13	12	79	96
HOLTSMANN, Bryant	2014-15	.000	15	6	1	0	0	0	0	0	0	0	.000	0	0	1	0	0	0	0	0
HOPKINS, Maury	1965-66	.254	83	--	307	69	78	20	2	14	63	144	.469	44	--	57	--	--	--	10	--
HORNE, Bill	1973	.321	17	--	28	4	9	9	0	0	4	18	.643	1	0	8	--	2	0	0	0
HOWARD, Lee	2012-14	.040	31	0	25	0	1	0	0	0	2	1	.040	2	0	11	2	0	0	0	0
HOWELL, Bill	1962	.667	4	--	3	1	2	1	0	0	2	3	1.000	0	--	0	--	--	--	0	--
HOWELL, Chuck	1995, 97	.667	29	6	3	2	2	1	0	0	0	3	1.000	0	0	1	0	0	0	0	0
HOWELL, Eddie	1965-66	.206	15	--	34	5	7	2	1	0	4	11	.324	7	--	14	--	--	--	0	--
HOWELL, Martin	1963-64	.200	27	--	40	7	8	4	0	0	4	12	.300	10	--	14	--	--	--	1	--
HOWELL, Wayne	1948	.222	4	3	9	0	2	0	0	0	1	2	.222	0	--	0	--	--	--	0	--
HOWSER, Dick	1956-58	.359	80	27	290	95	104	10	11	8	76	160	.552	46	--	12	--	--	1	33	--
HOWSER, Ed	1980-81	.320	42	--	50	10	16	2	3	0	14	24	.480	9	1	9	--	0	0	0	0



ALL-TIME HITTING STATISTICS

Player	Season	Avg.	GP	GS	AB	R	H	2B	3B	HR	RBI	TB	SLG %	BB	HP	SO	GDP	SF	SH	SB	SBA
HUDSON, Bob	1953-55	.269	21	--	253	63	68	6	9	4	29	104	.411	--	--	--	--	--	--	--	--
HUFF, Bruce	1976-79	.289	179	--	426	103	123	11	1	0	43	136	.319	104	5	53	--	2	8	28	62
HUFF, Gary	1971-72	.297	45	--	101	17	30	1	2	2	12	41	.406	9		14	--	--	--	5	--
HUFF, Ken	1978-81	.254	110	--	142	62	36	8	3	4	27	62	.437	40	4	34	--	5	1	12	13
HUGUET, J.C.	1999	.143	21	0	14	2	2	0	0	0	2	2	.143	4	0	5	1	0	0	0	0
HUNT, Monroe	1964	.200	5	--	5	1	1	0	0	1	2	4	.800	0	--	1	--	--	--	0	--
HUNT, Phil	1955-57	.311	59	28	289	70	90	14	0	5	53	119	.412	23	2	12	--	3	--	11	--
HUTCHINSON, Rich	1961, 64-65	.375	15	--	16	3	6	1	0	0	4	7	.438	1	--	3	--	--	--	0	--
HYDE, Michael	2007	.000	1	0	0	0	0	0	0	0	0	0	--	0	0	0	0	0	0	0	0
INSOGNA, Vince	1983-84	.201	103	--	179	23	36	4	0	5	24	55	.307	25	1	46	--	0	3	2	2
IRWIN	1957	.400	4	--	5	2	2	1	0	0	1	3	.600	0	--	0	--	--	--	0	--
JACKSON, Kevin	2010	.000	7	0	4	0	0	0	0	0	0	0	.000	0	1	3	0	0	0	0	0
JAMES, Rhett	2004	.250	3	0	4	0	1	1	0	0	2	2	.500	0	0	2	0	0	0	0	0
JANSEN, Louie	1954	.667	--	--	3	2	2	0	0	0	0	2	.667	--	--	--	--	--	--	--	--
JARABECK, Ken	1978	.111	6	--	9	1	1	0	0	0	1	1	.111	1	0	3	--	0	1	0	0
JARETT	1962	.250	2	--	4	1	1	0	0	0	0	1	.250	0	--	0	--	--	--	0	--
JARRETT, Link	1991-94	.279	276	208	988	165	276	65	4	5	121	384	.389	129	11	127	--	11	15	27	48
JARVIS, Trenton	2008	.000	2	0	3	0	0	0	0	0	1	0	.000	0	0	0	0	0	0	0	0
JERNIGAN, Karl	1998-01	.299	250	226	836	202	250	55	10	22	167	391	.468	106	61	159	22	14	7	66	86
JERNIGAN, Ryne	2005	.217	71	65	226	36	49	5	0	6	31	72	.319	19	9	47	7	3	3	4	6
JOHNSON, Brandon	2014	.000	12	0	0	0	0	0	0	0	0	0	--	0	0	0	0	0	0	0	0
JOHNSON, Cobi	2015	.000	1	0	1	0	0	0	0	0	0	0	.000	0	0	0	0	0	0	0	0
JOHNSON, Jay	1979	.000	4	--	1	1	0	0	0	0	0	0	.000	1	0	0	--	0	0	0	0
JOHNSON, Jonathan	1995	1.000	12	11	1	1	1	0	0	1	3	4	4.000	0	0	0	0	0	0	0	0
JOHNSON, Larry	1962	.152	10	--	33	2	5	2	0	0	3	7	.212	2	--	5	--	--	--	0	--
JOHNSON, Larry	1963-64	.303	57	--	175	34	53	11	1	4	22	78	.446	29	--	21	--	--	--	6	--
JOHNSON, Sherman	2009-12	.298	228	200	755	176	225	53	2	17	146	333	.441	180	18	132	10	7	6	21	27
JOHNSTON	1961	.000	7	--	4	0	0	0	0	0	0	0	.000	0	--	1	--	--	--	0	--
JONES, Greg	1976-78	.255	83	--	137	36	35	5	3	1	15	49	.358	28	2	43	--	3	3	12	19
JONES, Hunter	2003	.000	2	0	2	0	0	0	0	0	0	0	.000	0	0	1	0	0	0	0	0
JONES, Jimmy	1982-85	.296	266	--	695	161	206	38	1	41	198	369	.531	156	4	124	--	7	3	18	25
JORDAN, Bobby	1967	.129	--	--	31	2	4	2	0	0	3	6	.194	3	--	4	--	--	--	0	--
JORDAN, Grady	1992-93	.280	76	63	193	57	54	8	2	3	19	75	.389	32	3	53	--	0	7	32	38
KANE, Matt	2009	.500	2	0	2	2	1	0	0	0	0	1	.500	1	0	0	0	0	0	0	0
KANELL, Danny	1993-94	.192	28	1	26	3	5	0	0	1	5	8	.308	1	0	5	--	1	0	0	0
KASIMIER, Doug	1968-71	.260	54	--	331	48	86	13	5	7	45	130	.393	32	--	62	--	--	--	8	--
KECK	1980	.222	63	--	9	7	2	0	0	0	3	2	.222	1	0	1	--	0	0	0	0
KEITH, John	1969-71	.212	10	--	151	14	32	3	1	1	16	40	.265	11	--	25	--	--	--	0	--
KELLER, Clyde	1988-89	.278	111	--	421	87	117	15	5	6	69	160	.380	73	4	86	--	2	7	22	17
KELLEY, Brian	2006	1.000	2	0	1	0	1	0	0	0	1	1	1.000	0	0	0	0	0	0	0	0
KELLOGG, Bob	1974-75	.333	24	--	18	10	6	2	0	0	2	8	.444	5	0	0	--	0	0	0	0
KELLY, Hayden	2015	.188	19	2	16	2	3	3	3	0	3	6	.375	3	3	10	1	0	0	0	0
KENNEDY, Terry	1975-77	.352	130	--	457	110	161	44	4	30	118	303	.663	67	7	68	--	7	0	2	6
KENNEY, Fred	1956-58	.192	23	1	26	3	5	0	0	0	3	5	.192	0	--	8	--	--	--	0	--
KIDD, Keith	1985-86	.266	93	--	154	49	41	7	0	8	31	72	.468	23	0	33	--	3	4	12	14
KIMBALL, Ricky	1991	.000	24	--	2	0	0	0	0	0	0	0	.000	0	0	0	--	0	0	0	0
KIMS, Ronald	1953	.091	8	--	11	3	1	0	0	0	--	1	.091	--	--	--	--	--	--	--	--
KING, John	1959-60	.263	33	--	95	10	25	2	0	0	13	27	.284	13	--	12	--	--	--	3	--
KLOSTERMAN, Jeremiah	1996-99	.293	193	122	501	80	147	30	2	13	105	220	.439	83	17	68	11	5	3	1	1
KNIEF, Brett	2013-14	.289	96	62	246	42	71	10	2	3	36	94	.382	28	10	48	8	4	10	5	6
KNIGHT, Godfrey	1948, 50	.083	10	7	12	3	1	0	0	0	0	1	.083	2	--	2	--	--	--	0	--
KOCH, Dale	1957-59	.302	61	--	215	34	65	9	2	3	58	87	.405	25	--	9	--	--	--	5	--
KOLE, Curt	1975	.184	29	--	38	5	7	2	0	0	1	9	.237	7	0	--	--	1	2	1	2
KOSCO, Drew	1984-85	.273	94	--	183	37	50	9	0	6	31	77	.421	23	1	35	--	2	0	0	1
KRAFT, Brian	2000	.125	10	0	8	2	1	0	0	0	1	1	.125	1	0	3	0	0	0	0	0
KRAMER, Emerson	1948	.000	4	3	9	0	0	0	0	0	0	0	.000	2	--	3	--	--	--	0	--
KRAMER, G.	1952	.000	1	--	1	0	0	0	0	0	0	0	.000	0	--	0	--	--	0	0	--
KULL, Bob	1964-65	.222	9	--	9	1	2	0	0	0	1	2	.222	1	--	1	--	--	--	0	--
LACY, Mark	1981-82	.357	128	--	431	114	154	30	9	30	109	292	.677	81	3	55	--	6	2	4	7
LANFORD, Ernie	1958-60	.289	45	--	114	17	33	1	2	0	19	38	.333	12	--	17	--	--	--	1	--
LANGFORD, Rick	1973	.295	59	--	237	43	70	70	3	6	39	164	.692	13	2	33	--	3	0	12	18
LANIER, T.J.	1949-50	.188	7	2	16	1	3	1	0	0	4	4	.250	0	0	0	--	0	--	0	--



ALL-TIME HITTING STATISTICS

Player	Season	Avg.	GP	GS	AB	R	H	2B	3B	HR	RBI	TB	SLG %	BB	HP	SO	GDP	SF	SH	SB	SBA
LANIGAN, Bob	1949	.000	--	--	4	0	0	0	0	0	0	0	.000	0	0	3	--	0	--	0	--
LAWRENCE, Gary	1965-66	.276	60	--	145	19	40	5	2	0	23	49	.338	20	--	17	--	--	--	4	--
LEBER, Mike	1970-71	.280	37	--	118	23	33	3	0	2	15	42	.356	24	--	13	--	--	--	6	--
LEDBETTER, Jeff	1983-84	.213	32	--	75	11	16	2	0	4	12	30	.400	8	0	24	--	0	0	0	--
LEDBETTER, Jeff S.	1979-82	.346	262	--	968	285	335	62	8	97	346	704	.727	177	7	124	--	15	1	16	25
LEE, Larry	1973	.229	26	--	70	10	16	16	0	3	7	41	.586	10	0	23	--	1	2	4	5
LEIBRANDT, Brandon	2014	.000	6	6	0	0	0	0	0	0	0	0	--	0	0	0	0	0	0	0	0
LEVY, Loren	1982	.000	2	--	0	0	0	0	0	0	0	0	--	1	0	0	--	0	0	0	0
LEWIS, Greg	1982	.000	4	--	0	1	0	0	0	0	0	0	--	1	0	0	--	0	0	0	0
LEWIS, Jimmy	1991	.000	15	--	1	0	0	0	0	0	0	0	.000	0	0	0	--	0	0	0	0
LEWIS, Richie	1986-87	.200	7	--	5	3	1	0	0	0	0	1	.200	1	0	1	--	0	0	0	0
LEWIS, Ronald	1987	.247	65	--	194	43	48	5	3	2	24	65	.335	22	2	52	--	1	5	34	38
LEZCANO, Carlos	1974-77	.278	219	--	742	157	206	36	8	23	141	327	.441	78	3	101	--	16	3	41	50
LIBRANDI, John	1972-73	.310	126	--	445	91	138	78	9	7	95	255	.573	86	3	43	--	4	0	20	16
LICATA, Joe	1981	.331	76	--	275	48	91	21	1	11	63	147	.535	27	3	34	--	7	1	1	3
LIEBSACK, Tony	1991-92	.280	112	46	261	51	73	13	1	1	37	91	.349	40	9	33	--	3	5	8	17
LITTLE, Doug	1986	.429	5	--	14	4	6	1	0	0	5	7	.500	3	--	1	--	1	0	0	0
LITWHLER, Woody	1962-63	.105	16	--	19	4	2	0	0	0	2	2	.105	3	--	3	--	--	--	0	--
LOCKARD, Ed	1950-53	.189	28	9	74	11	14	2	0	0	5	16	.216	3	--	5	--	--	0	0	--
LOFTIN, Jim	1963	.429	22	--	42	5	18	3	0	0	3	21	.500	1	--	11	--	--	--	5	--
LONG, Max	1953-56	.304	29	5	148	27	45	1	3	1	16	55	.372	--	--	--	--	--	--	--	--
LONG, Wayne	1956-57	.000	2	0	1	1	0	0	0	0	0	0	.000	0	--	0	--	--	--	5	--
LOPEZ, Mickey	1993-95	.286	202	193	724	163	207	41	14	10	116	306	.423	94	16	118	3	10	10	82	102
LOPEZ, Rafael	2009-11	.300	165	149	513	106	154	33	1	13	90	228	.444	74	18	94	9	9	9	10	14
LOTT, George	1969	.250	--	--	40	2	10	3	0	0	5	13	.325	0	--	13	--	--	--	0	--
LUGO, Jose	1974	.194	33	--	103	9	20	0	0	0	12	20	.194	8	1	9	--	1	0	1	1
LUKER, John	1949	.000	--	--	1	0	0	0	0	0	0	0	.000	0	0	0	--	0	--	0	--
LYNCH, Kevin	2002-04	.375	8	1	8	1	3	0	0	1	1	6	.750	0	0	1	0	0	0	0	0
LYNCH, Matt	2003	.000	1	0	1	0	0	0	0	0	0	0	.000	0	0	1	0	0	0	0	0
LYTTLE, Jim	1966	.324	52	--	222	58	72	9	6	13	51	132	.595	27	--	34	--	--	--	17	--
LYTTLE, Keith	1989	.000	7	--	3	0	0	0	0	0	0	0	.000	0	0	1	--	0	0	0	0
MADDOX, Emery	1949	.115	--	--	26	5	3	0	0	0	1	3	.115	3	1	2	--	0	--	1	--
MADISON, Rick	1960-62	.291	66	--	223	57	65	12	5	7	39	108	.484	32	--	36	--	--	--	18	--
MAIER, Marty	1973-74	.224	59	--	170	17	38	7	0	0	21	45	.265	21	0	24	--	2	4	3	7
MALONE, Ryne	2004-06	.306	202	183	706	161	216	51	8	31	167	376	.533	113	21	154	8	19	9	28	38
MANASA, Brandon	2003-05	.165	98	7	91	22	15	1	1	0	8	18	.198	15	1	22	2	0	1	2	45
MANGHAM, Eric	1984-86	.309	196	--	566	159	175	22	8	19	109	269	.475	112	3	90	--	5	13	66	94
MANGIN, Hal	1957	.500	3	--	4	1	2	0	0	0	0	2	.500	0	--	0	--	--	--	0	--
MANGIN, Harold	1961-62	.331	51	--	181	34	60	10	3	1	28	79	.436	17	--	17	--	--	--	6	--
MANLEY, Tom	1989	.000	12	--	11	1	0	0	0	0	1	0	.000	4	0	2	--	0	1	0	0
MANN, Ed	1953-54	.500	3	--	26	3	13	0	0	1	1	16	.615	--	--	--	--	--	--	--	--
MARANO, David	1978	.500	3	--	2	1	1	0	0	0	1	1	.500	1	0	1	--	0	0	0	0
MARCINCZYK, T.R.	1993	.259	35	9	54	11	14	4	0	3	15	27	.500	9	0	20	--	0	0	1	2
MARCONCINI, Chris	2015	.229	48	45	144	24	33	7	0	7	36	61	.424	40	8	36	1	2	0	1	3
MARKS, Steve	1965-66	.167	10	--	18	2	3	0	0	0	0	3	.167	2	--	6	--	--	--	0	--
MARSHALL, Jimmy	2007-09	.429	5	0	7	3	3	1	0	0	0	4	.571	0	0	2	0	0	0	0	0
MARTIN Jr., Mike	1993-95	.272	208	207	679	136	185	44	1	20	148	291	.429	140	19	92	3	24	11	35	52
MARTIN, Mike	1965-66	.354	74	--	268	60	95	8	7	8	62	141	.526	38	--	27	--	--	--	13	--
MARTIN, Neil	1958-61	.363	61	--	190	54	69	11	4	3	24	97	.511	66	--	37	--	--	--	6	--
MARTINEZ, Lionel	1980-81	.334	140	--	476	163	159	29	5	11	85	231	.485	155	3	52	--	5	4	24	31
MARTINEZ-ESTEVE, Eddy	2003-04	.379	120	117	456	98	173	39	4	28	124	304	.667	59	12	86	8	7	0	10	15
MARZAN, Jose	1984-87	.312	269	--	978	244	305	59	12	35	192	495	.506	161	7	120	--	19	14	98	123
MASON, John	1967-68	.274	33	--	201	37	55	6	3	6	30	85	.423	24	--	34	--	--	--	12	--
MASTIN, Steve	1968	.200	14	--	35	7	7	4	1	1	6	16	.457	6	--	14	--	--	--	0	--
MATHIS, Lonnie	1969	.000	--	--	1	1	0	0	0	0	0	0	.000	1	--	0	--	--	--	0	--
MATTHEWS, Floyd	1969	.211	--	--	38	5	8	1	0	0	0	9	.237	8	--	7	--	--	--	2	--
MAXIE, Kyle	2006	.155	38	11	58	7	9	1	0	0	4	10	.172	11	3	21	3	0	0	1	2
MAYFIELD, Henry	1996-98	.248	96	15	125	31	31	6	0	1	19	40	.320	39	4	24	2	1	0	5	7
McARDLE, Jim	1976-77	.258	95	--	302	65	78	10	2	3	41	101	.334	49	1	44	--	1	2	15	19
McARDLE, Ryan	2006	.279	35	12	61	9	17	2	0	2	8	25	.410	5	1	16	0	1	1	0	1
McBRIDE, Clyde	1963	.200	24	--	30	6	6	2	0	0	7	8	.267	5	--	9	--	--	--	5	--
McBRYDE, Monty	1964-65	.290	53	--	155	40	45	5	1	2	26	58	.374	27	--	27	--	--	--	11	--



ALL-TIME HITTING STATISTICS

Player	Season	Avg.	GP	GS	AB	R	H	2B	3B	HR	RBI	TB	SLG %	BB	HP	SO	GDP	SF	SH	SB	SBA
McCALEB, Blair	2000-02	.253	168	122	423	87	107	23	0	9	88	157	.371	88	25	71	8	4	7	1	4
McCARRON, Owen	1955-58	.328	78	24	344	89	113	7	6	2	29	138	.401	19	3	30	--	1	--	37	--
McCLAIN, Justin	2000	.333	12	0	12	2	4	0	0	0	0	4	.333	0	0	1	1	0	0	0	0
McCLELLAN, Chad	1986	.180	48	--	61	7	11	2	0	1	12	16	.262	8	--	11	--	0	3	1	2
McCORKEL, Shawn	1997-98	.234	71	43	167	41	39	8	0	8	30	71	.425	14	5	41	0	1	6	11	12
McCORMICK, Gene	1958, 1960	.400	26	--	45	18	18	3	0	2	13	27	.600	2	--	6	--	--	5	--	--
McCRAW, Kevin	1992-93	.257	114	53	214	45	55	13	1	7	41	91	.425	51	7	53	--	2	3	5	11
McDONALD, Blane	1978	.393	60	--	201	42	79	9	3	4	39	106	.527	30	2	17	--	2	2	3	4
McDOUGALL, Marshall	1999-2000	.383	143	143	596	186	228	49	8	43	173	422	.708	86	13	87	7	5	1	36	46
McGEE, Mike	2008-11	.341	249	234	842	219	287	57	5	52	245	510	.606	154	21	191	23	12	11	28	37
McGEE, Stephen	2010-13	.258	160	132	431	87	111	30	1	9	97	170	.394	124	27	75	16	14	5	6	10
McGLONE, Rick	1975-77	.229	97	--	245	41	56	8	1	10	46	96	.392	55	3	45	--	5	3	0	1
McKELVY, Lynn	1950	.257	11	9	35	11	9	0	0	0	5	9	.257	--	--	--	--	--	0	--	--
McKINNEY, Joe	1965	.172	14	--	29	5	5	1	1	1	5	11	.379	3	--	3	--	--	0	--	--
McNEESE, John	1991	.000	5	--	0	0	0	0	0	0	0	0	--	1	0	0	--	0	0	0	0
McQUADE, Tony	2001-03	.343	151	127	501	143	172	46	7	19	106	289	.577	106	7	110	9	8	2	33	41
McQUAIG, Charles	1994	.000	1	0	0	0	0	0	0	0	0	0	--	1	0	0	--	0	0	0	0
McQUEEN, Barry	1971	.000	13	--	17	1	0	0	0	0	0	0	.000	3	--	7	--	--	0	--	--
McSHANE, Ray	1960-62	.228	28	--	57	6	13	2	0	0	6	15	.263	7	--	15	--	--	0	--	--
MEARS, Wayne	1975	.243	52	--	173	27	42	7	5	5	30	74	.428	14	1	--	--	5	2	4	7
MELTON, Ronald	1949-52	.323	50	35	282	56	91	12	3	3	40	118	.418	8	0	5	--	0	2	9	--
MESCHKE, Mike	2009-10	.298	59	16	94	23	28	10	0	3	23	47	.500	19	0	25	2	1	0	0	0
MEWBOURNE, Roy	1965-67	.261	40	--	207	33	54	4	4	2	28	72	.348	33	--	16	--	--	12	--	--
MIENTKIEWICZ, Doug	1993-95	.348	209	208	715	189	249	55	5	35	190	419	.586	174	10	94	2	10	9	27	34
MILLER, Darren	2015	.2818	56	25	110	16	310	7	0	1	16	41	.373	21	1	28	6	0	0	0	3
MILLER, Justin	2002	.000	1	0	1	0	0	0	0	0	0	0	.000	0	0	0	0	0	0	0	0
MILLER, Peter	2011-12, 14	.500	28	7	8	1	4	1	0	0	3	5	.625	1	0	1	0	0	0	0	0
MILLER, Seth	2011-13	.230	171	115	417	73	96	26	6	4	60	146	.350	60	26	103	8	7	8	16	22
MILLS, Billy "Cooter"	1951-54	.313	48	0	252	71	79	4	3	0	25	89	.353	23	--	10	--	--	2	8	--
MILNER, Don	1978-79	.275	111	--	338	76	93	13	5	12	64	152	.450	61	9	54	--	6	2	11	14
MITCHELL, Bert	1982-84	.252	132	--	123	37	31	4	0	0	15	35	.285	17	4	19	--	3	1	8	14
MOATES, Dave	1969	.258	--	--	213	45	55	2	7	1	21	74	.347	24	--	20	--	--	23	--	--
MOBLEY	1982	.375	10	--	8	4	3	0	0	0	2	3	.375	2	0	1	--	1	0	0	0
MOBLEY, David	1977-79	.293	161	--	546	111	160	20	0	30	115	270	.495	53	1	96	--	7	4	5	7
MONTGOMERY, Ladson	2013-14	.291	53	5	55	4	16	2	0	0	7	18	.327	9	4	4	0	0	0	0	0
MOORE, Tom	1954	.214	--	--	42	4	9	1	0	0	7	10	.238	--	--	--	--	--	--	--	--
MORGAN, Jack	1953	.149	17	--	47	12	7	2	0	0	9	9	.191	--	--	--	--	--	--	--	--
MORGAN, Steven	1994-96	.311	100	60	148	29	46	7	1	13	42	94	.635	21	3	4	3	2	2	3	5
MORRIS, Jeremy	1994-97	.336	272	253	899	222	302	78	12	46	273	542	.603	146	7	133	22	17	5	61	85
MOSS, Rick	1970-71	.167	4	--	12	5	2	0	0	0	0	2	.167	5	--	6	--	--	1	--	--
MUCHOWICZ, Harold	1957	.000	3	--	2	1	0	0	0	0	0	0	.000	1	--	1	--	--	0	--	--
MUELLER, Ty	1989, 1991-93	.285	235	124	712	121	203	47	4	25	136	333	.468	87	15	184	--	8	11	36	54
MULLEN, Les	1950-51	.284	50	22	176	35	50	6	4	1	29	67	.381	14	--	8	--	--	2	4	--
MULROY, Mike	2014	.000	4	0	2	2	0	0	0	0	1	0	.000	0	0	0	1	0	0	0	0
MURPHY, Dago	1948	.273	16	16	66	18	18	3	2	2	14	31	.470	12	--	10	--	--	9	--	--
MURRAY, Don	1964	.333	6	--	9	0	3	1	0	0	4	4	.444	0	--	3	--	--	0	--	--
NAVARRO, Ray	2009	.286	6	0	7	1	2	0	0	0	2	2	.286	1	0	2	0	0	0	0	0
NEDEAU, John	1992	.333	19	0	3	1	1	1	0	0	0	2	.667	0	0	2	--	0	0	0	0
NEDEAU, Steve	1993-96	.293	194	103	393	79	115	16	5	2	47	147	.374	48	1	36	8	5	8	26	35
NEDIN, Tim	1989	.000	19	--	1	0	0	0	0	0	0	0	.000	0	0	1	--	0	0	0	0
NELSON, Carl	1959-60	.059	14	--	17	3	1	0	0	0	0	1	.059	1	--	4	--	--	0	--	--
NEMEROFF, Harvey	1974-75	.000	11	--	4	1	0	0	0	0	0	0	.000	1	0	0	--	0	0	0	0
NETTLES, Ronald	1948-51	.183	38	34	120	22	22	4	0	0	14	26	.217	17	0	10	--	0	--	4	--
NEWMAN, George	1948	.000	1	0	1	0	0	0	0	0	0	0	.000	0	--	0	--	--	0	--	--
NICHOLS, Dave	1969-72	.305	114	--	701	183	214	32	15	11	97	309	.441	144	--	122	--	--	82	--	--
NICHOLS, Dick	1968	.250	8	--	4	0	1	0	0	0	1	1	.250	2	--	0	--	--	0	--	--
NICHOLS, Gary	1963-65	.283	96	--	297	72	84	17	4	7	54	130	.438	42	--	53	--	--	5	--	--
NIEPORTE, Quincy	2015	.297	61	54	209	37	62	10	0	7	48	93	.445	22	13	19	8	4	2	1	2
NILES, Jack	1993-94	.265	113	67	234	49	62	9	2	3	43	84	.359	27	10	53	--	2	12	14	22
NOGOWSKI, John	2012-14	.282	171	140	511	104	144	28	3	9	105	205	.401	91	23	80	18	9	4	7	15
NOWLIN, Klyne	1951-53	.125	9	0	8	4	1	0	0	0	0	1	.125	2	--	3	--	--	1	1	--
O'BRIEN, Danny	1973, 75	.333	44	--	12	1	4	4	0	0	4	8	.667	0	0	4	0	1	0	0	0



ALL-TIME HITTING STATISTICS

Player	Season	Avg.	GP	GS	AB	R	H	2B	3B	HR	RBI	TB	SLG %	BB	HP	SO	GDP	SF	SH	SB	SBA
O'BRIEN, Sean	2011-12	.256	35	4	43	3	11	2	0	1	9	16	.372	2	0	9	1	2	0	0	0
O'CONNOR, Ruairi	2005-09	.265	150	63	257	56	68	19	0	6	51	105	.409	33	8	45	10	3	4	6	9
O'DELL, Bo	2007-08	1.000	2	0	1	1	1	0	0	0	0	1	1.000	0	0	0	0	0	0	0	0
OLSON, Phil	1994-95	.000	40	0	3	0	0	0	0	0	0	0	.000	0	0	3	0	0	0	0	0
OPPENHEIM, Steve	1972	.000	5	--	1	0	0	0	0	0	0	0	.000	0	--	1	--	--	--	0	--
ORAVETZ, Tommy	2006-09	.297	226	113	481	95	143	32	6	13	93	226	.470	80	40	100	13	8	6	3	3
OSBURN, Pat	1970	.167	--	--	42	5	7	1	0	0	1	8	.190	7	--	8	--	--	--	0	--
OTERO, George	1998	.217	47	21	83	21	18	3	2	2	12	31	.373	17	0	22	1	1	0	3	4
OWENS, Jackson	2015	.286	9	0	7	5	2	0	0	0	1	2	.286	0	1	0	0	1	0	0	0
PACETTI, Joe	1985	.333	29	--	15	12	5	1	1	0	5	8	.533	1	0	3	--	0	0	2	2
PADGETT, Al	1948	.170	16	14	53	4	9	0	0	0	3	9	.170	5	--	4	--	--	--	3	--
PAINTER, Gary	1990	.000	10	--	1	0	0	0	0	0	0	0	.000	0	0	1	--	0	0	0	0
PARKER, Billy	1948-50	.237	18	16	93	16	22	3	1	0	4	27	.290	9	0	20	--	0	--	8	--
PARKER, Brad	1988-90	.304	189	--	670	145	204	41	2	27	170	329	.491	91	14	111	--	7	2	26	40
PARKER, Derek	1979	.000	3	--	1	0	0	0	0	0	0	0	.000	0	0	0	--	0	0	0	0
PARKER, Geoff	2009	.250	3	0	4	0	1	0	0	0	0	1	.250	0	0	1	0	0	0	0	0
PATTERSON, Craig	1978-79	.373	123	--	467	113	174	23	8	13	106	252	.540	63	1	26		10	1	23	28
PEACHER, Brant	2004-05	.314	96	56	223	41	70	14	0	6	40	102	.457	24	5	45	6	4	3	4	5
PERES, Ed	1973	.000	6	--	0	0	0	0	0	0	0	0	--	0	0	0	--	0	0	0	0
PEREZ, Eduardo	1989-91	.328	206	--	641	160	210	30	4	15	118	293	.457	82	18	128	--	8	10	63	86
PHILP, Jerry	1957-58	.333	39	--	141	33	47	4	2	4	27	67	.475	12	--	11	--	--	--	7	--
PINKERMAN, Charlie	1958	.143	14	--	14	2	2	0	0	0	0	2	.143	5	--	1	--	--	--	0	--
POMPELIA, Augie	1950-51	.293	37	37	150	39	44	3	1	4	24	61	.407	--	--	--	--	--	--	--	--
PORCELLI, Ed	1986-87	.333	3	--	3	2	1	0	0	0	0	1	.333	0	0	0	--	0	0	0	0
PORTER, Tom	1968-70	.263	6	--	80	21	21	3	1	0	8	26	.325	24		12	--	--	--	10	--
POSEY, Buster	2006-08	.398	195	194	749	213	298	56	8	33	206	469	.626	127	13	101	24	10	9	18	25
POSEY, Cory	2000	.167	9	0	6	0	1	1	0	0	0	2	.333	0	0	3	0	0	0	0	0
POSEY, Jack	2008-09, 11	.227	101	53	211	34	48	9	0	7	45	78	.370	32	6	50	6	6	5	0	1
PRICE, Dave	1971-73	.094	37	--	32	4	3	0	1	0	2	5	.156	10	0	11	0	1	0	0	0
PROBST, Jeff	2001-02	.243	95	55	230	46	56	14	2	2	34	80	.348	32	9	52	6	2	4	4	6
RALSTON, Jim	1950	.000	2	0	2	0	0	0	0	0	0	0	.000	--	--	--	--	--	--	0	--
RAMSEY, Craig	1978-81	.267	172	--	483	106	129	29	4	12	87	202	.418	80	12	81		7	4	18	24
RAMSEY, James	2009-12	.339	245	209	781	212	265	48	15	34	202	445	.570	157	31	160	8	20	6	33	42
RANEW, Cliff	1964-65	.090	26	--	78	12	7	3	2	0	11	14	.179	6	--	17	--	--	--	0	--
RAU, Rocky	1989-90	.242	112	--	260	53	63	8	1	0	39	73	.281	43	2	48	--	3	1	22	28
READ, Robby	2002	.000	0	0	1	0	0	0	0	0	0	0	.000	0	0	1	0	0	0	0	0
READY, Gene	1964	.000	2	--	0	0	0	0	0	0	1	0	--	0	--	0	--	--	--	0	--
REAMS, Derek	1993	.429	13	0	14	2	6	1	0	0	5	7	.500	1	0	7	--	0	0	0	0
REBOIN, Bob	1989-90	.340	83	--	212	47	72	10	0	2	26	88	.415	32	5	23	--	4	6	16	25
REED, Jim	1963-64	.268	73	--	298	69	80	6	0	0	20	86	.289	43	--	33	--	--	--	19	--
REED, Jody	1983-84	.323	147	--	570	177	184	45	3	15	98	280	.491	136	10	43	--	6	1	56	70
REIBLING, Mike	1967-69	.185	4	--	27	2	5	0	0	0	1	5	.185	3	--	10	--	--	--	0	--
REICHERT, Brandon	2007	.311	62	62	225	43	70	16	0	3	51	95	.422	17	7	26	9	2	5	1	2
RHINO, David	1982	.256	48	--	90	21	23	3	1	2	17	34	.378	12	1	14	--	0	0	0	0
RICE, Loren	1951	1.000	1	0	1	1	1	0	0	1	1	4	4.000	--	--	--	--	--	--	--	--
RICE, Marty	1971-73	.228	47	--	101	10	23	6	1	1	13	34	.337	5	0	20		0	1	0	0
RICHARDSON, D'Vontrey	2007, 09	.333	97	57	210	64	70	11	4	2	30	95	.452	19	10	55	7	3	0	4	7
RICHIE, Todd	2003	.366	58	68	265	60	97	26	0	12	78	159	.600	43	2	35	3	5	0	5	7
RICHIE, Tony	2001-02	.325	128	123	455	86	148	32	3	16	107	234	.514	29	11	85	17	11	3	2	2
RICHMOND, Kevin	2002-03	.227	77	15	110	33	25	3	0	0	18	28	.255	15	0	28	6	2	1	1	3
RIGBY, Kevin	1978	.348	29	--	69	15	24	2	0	0	14	26	.377	7	1	5	--	3	2	2	2
RIGNEY, Justin	1992	.180	31	11	61	12	11	2	0	2	7	19	.311	8	2	20	--	0	0	3	3
ROATCHE, Dan	1970-72	.284	73	--	218	36	62	11	3	8	39	103	.472	46	--	44	--	--	--	0	--
ROBERTS, Chris	1990-92	.301	205	66	677	139	204	48	7	32	175	362	.535	84	4	126	--	10	8	39	55
ROBINSON	2002	.200	15	0	5	4	1	1	0	0	2	2	.400	0	0	1	0	0	0	0	1
ROBINSON, Kenny	1991	1.000	18	--	1	0	1	0	0	0	0	1	1.000	0	0	0	--	0	0	0	0
ROBINSON, Matt	1982-83	.276	145	--	416	89	115	17	4	2	58	146	.351	92	4	45	--	5	9	12	19
ROBINSON, Shane	2004-06	.357	206	206	830	227	296	58	9	14	117	414	.499	119	27	86	16	8	4	100	112
RODGERS, Charlie	1958-59	.240	49	--	192	46	46	5	4	3	32	68	.354	22	--	36	--	--	--	3	--
RODRIGUEZ, Carlos	1975	.264	37	--	91	16	24	6	1	0	13	32	.352	7	0	--	--	0	0	2	4
RODRIGUEZ, Raul	2004	.000	9	0	5	1	0	0	0	0	0	0	.000	2	0	2	1	0	0	0	0
ROGERS, Nick	2001-02	.339	124	116	442	112	150	39	3	14	107	237	.536	71	15	87	7	12	1	39	53



ALL-TIME HITTING STATISTICS

Player	Season	Avg.	GP	GS	AB	R	H	2B	3B	HR	RBI	TB	SLG %	BB	HP	SO	GDP	SF	SH	SB	SBA
ROJAS, Louis	2004	.200	15	0	10	5	2	0	0	0	1	2	.200	8	0	6	0	0	0	0	0
ROMAN, Eric	2001	.000	1	0	1	0	0	0	0	0	0	0	.000	0	0	0	0	0	0	0	0
RONAN, Marc	1988-90	.323	206	--	725	196	234	42	4	18	145	240	.331	151	15	93	--	9	8	95	116
ROSA, Tom	1972-73	.328	108	--	412	73	135	75	5	1	35	223	.541	62	0	47	--	1	2	9	4
ROSELL, Robert	1956-57	.289	54	18	152	27	44	7	1	0	26	53	.349	11	2	3	--	2	1	9	--
ROSS, Henry	1959-61	.333	31	--	51	11	17	4	0	0	6	21	.412	18	--	8	--	--	--	1	--
ROSS, Jack	1960, 62	.262	28	--	42	5	11	1	0	0	3	12	.286	9	--	4	--	--	--	0	--
ROUNTREE, George	1962-64	.253	59	--	170	25	43	4	3	1	20	56	.329	15	--	15	--	--	--	5	--
RUDI, Mike	1987	.226	22	--	31	3	7	0	0	1	7	10	.323	7	1	10	--	0	0	0	1
RYE, Jack	2005-08	.354	257	244	882	191	312	57	3	31	190	468	.531	162	17	107	15	20	16	36	77
SAFERIGHT, Harry	1970-71	.287	54	--	359	58	103	12	7	12	81	165	.460	40	--	42	--	--	--	4	--
SAILOR, Tom	1982	.000	14	--	4	3	0	0	0	0	0	0	.000	1	0	1	--	0	0	1	1
SALAZAR, Jeremy	1995-98	.303	224	176	680	148	206	49	2	33	172	358	.526	72	11	125	19	11	4	5	13
SANDERS, Chuck	1952-53	.200	12	--	25	1	5	0	0	0	1	5	.200	4	--	4	--	--	--	1	1
SANDERS, Deion	1987	.267	60	--	210	41	56	8	4	3	21	81	.386	21	4	31	--	1	2	27	36
SANSONE, John	2013-15	.234	188	186	637	134	149	39	0	12	109	224	.352	97	51	180	8	8	11	11	18
SARRON, Pete	1965-66	.635	87	--	148	56	94	15	4	6	51	135	.912	27	--	30	--	--	--	9	--
SAULS, Mark	2003-04, 06	.271	70	67	221	48	60	8	1	1	33	73	.330	48	9	44	5	4	6	15	17
SAULS, Matt	2003	.268	60	59	190	46	51	9	2	5	36	79	.416	32	11	50	2	0	9	14	17
SAUNDERS, Bill	1976	.000	1	--	0	0	0	0	0	0	0	0	--	0	0	0	--	0	0	0	0
SAXNER, Steve	1985-86	.271	92	--	140	38	38	4	0	8	35	66	.471	47	0	33	--	3	0	2	4
SCANTLING, Hunter	2009, 11-12	.333	3	1	3	0	1	0	0	0	0	1	.333	1	0	2	0	0	0	0	0
SCARCE, Mac	1970-71	.182	29	--	11	0	2	0	0	0	0	2	.182	0	--	3	--	--	--	0	--
SCARCE, Mike	1971-72	.200	41	--	10	0	2	0	1	0	2	4	.400	0	--	2	--	--	--	0	--
SCHAFER, Glayden	1954	.600	--	--	5	3	3	1	0	0	1	4	.800	--	--	--	--	--	--	--	--
SHELLER, Jim	1970	.152	--	--	33	4	5	1	0	0	3	6	.182	6	--	3	--	--	--	0	--
SCHIMCHAK, Ken	1977-79	.283	87	--	205	48	58	9	0	8	34	91	.444	32	2	26	--	2	3	8	11
SCHMITZ, Mike	1993	.307	60	53	192	39	59	8	1	13	43	108	.563	21	5	36	--	2	1	5	11
SCHNUTE, Greg	1968-70	.239	17	--	230	46	55	10	4	2	23	79	.343	57	--	49	--	--	--	17	--
SCHROEFFEL, Scott	1993-94	.306	111	73	268	58	82	15	5	2	36	113	.422	55	3	36	--	1	7	22	35
SCHULTZ, Brian	2004	.000	9	0	4	0	0	0	0	0	0	0	.000	0	0	1	1	0	0	0	0
SCOTT, Sam	1999	.320	65	44	172	37	55	11	0	12	39	102	.593	39	2	35	9	0	0	2	3
SEEVERS, Riley	1955-57	.303	40	11	175	38	53	4	1	1	25	62	.354	6	2	5	--	--	--	5	--
SELLERS, Mike	1952	.000	1	--	1	1	0	0	0	0	0	0	.000	1	--	1	--	--	0	0	--
SENIOR, Bryan	1995-96	.206	81	8	68	24	14	4	0	0	13	18	.265	17	0	10	2	0	0	4	9
SENN, Roy	1949	.267	--	--	15	4	4	0	0	0	3	4	.267	0	2	1	--	0	--	0	--
SERRANO, Nandy	1991-92	.329	141	70	547	135	180	44	0	14	91	266	.486	66	15	52	--	12	8	17	26
SESSIONS, Ed	1951-52	.425	16	6	40	10	17	1	1	0	9	20	.500	3	--	1	--	--	1	0	--
SHAW, Truby	1948	.080	10	9	25	2	2	0	0	0	0	2	.080	5	--	7	--	--	--	1	--
SHEFFER, Chad	1993-94	.219	95	64	201	44	44	12	2	2	27	66	.328	32	8	49	--	2	3	24	33
SHEPPARD, Jim	1952	.000	1	--	1	0	0	0	0	0	0	0	.000	0	--	0	--	--	0	0	--
SHEPPARD, Johnny	1952, 56-58	.211	50	8	166	22	35	1	1	2	21	44	.265	5	--	15	--	--	1	0	--
SHERRILL, Tim	1972-73	.301	97	--	309	53	93	49	4	11	55	183	.592	32	3	40	--	1	0	6	7
SHERRILL, Tim	1972-73	.301	97	--	309	53	93	49	4	11	55	183	.592	32	3	40	--	1	0	6	7
SHIFLETT	1962	.000	3	--	3	2	0	0	0	0	0	0	.000	2	--	1	--	--	--	0	--
SHOUPPE, Jamey	1982	.000	35	--	1	1	0	0	0	0	0	0	.000	0	0	0	--	0	0	0	0
SIKES, Herb	1971-72	.322	103	--	348	60	112	13	5	12	97	171	.491	24	--	28	--	--	--	4	--
SIKES, Herb	1971-72	.322	103	--	348	60	112	13	5	12	97	171	.491	24	--	28	--	--	--	4	--
SILVA, Dylan	2014-15	.000	19	1	0	1	0	0	0	0	0	0	--	2	0	0	0	0	0	0	0
SILVESTRI, Ken	1971-72	.000	4	--	1	0	0	0	0	0	0	0	.000	0	--	0	--	--	--	0	--
SITZ, Scott	2013	.000	1	0	2	0	0	0	0	0	1	0	.000	0	0	0	0	0	0	0	0
SKELTON, Ross	1968	.208	11	--	24	4	5	0	2	1	7	12	.500	4	--	12	--	--	--	1	--
SKOK, Craig	1968-69	.161	2	--	31	4	5	0	0	0	2	5	.161	1	--	10	--	--	--	0	--
SKOUTELAKIS, Mike	1987	.304	56	--	102	25	31	8	0	2	24	45	.441	25	0	12	--	1	0	8	12
SLADE, Mike	1968-70	.219	2	--	32	6	7	2	1	1	3	14	.438	8	--	3	--	--	--	0	--
SLATON	1960	.200	7	--	5	1	1	0	0	0	0	1	.200	3	--	3	--	--	--	1	--
SLUSSER, Frank	1956-58	.273	22	0	44	8	12	3	1	1	11	20	.455	1	--	7	--	--	--	1	--
SMIERCIAK, Luke	2008	.340	43	5	47	18	16	3	1	0	11	21	.447	8	6	10	0	1	1	6	6
SMIT, Casey	2013-14	.298	99	61	242	43	72	11	0	1	38	86	.355	47	9	48	9	5	4	4	5
SMITH, Chris	1999-2000	.344	141	116	462	128	159	37	4	15	90	249	.539	66	18	80	12	5	2	3	3
SMITH, Derrick	2003-04	.251	97	55	227	35	57	19	1	7	45	99	.436	37	1	60	6	4	0	0	1
SMITH, Dwight	1961-62	.227	35	--	75	19	17	1	0	1	4	21	.280	9	--	5	--	--	--	4	--



ALL-TIME HITTING STATISTICS

Player	Season	Avg.	GP	GS	AB	R	H	2B	3B	HR	RBI	TB	SLG %	BB	HP	SO	GDP	SF	SH	SB	SBA
SMITH, Gage	2014	.000	41	0	2	0	0	0	0	0	0	0	.000	0	0	1	0	0	0	0	0
SMITH, Ken	1951-52	.269	35	14	108	28	29	2	2	1	19	38	.352	24	--	12	--	--	0	4	--
SMITH, Richie	2001-02	.251	118	66	243	67	61	10	2	8	40	99	.407	62	7	67	5	1	6	15	19
SMITH, Roger	1972-73	.258	113	--	349	58	90	61	6	3	46	172	.493	42	1	46	--	4	1	21	20
SNYDER, Rick	1971-73	.308	135	--	416	79	128	78	9	3	64	233	.560	46	0	26	--	1	1	26	19
SNYDER, Tom	1982	.000	1	--	1	0	0	0	0	0	0	0	.000	0	0	0	--	0	0	0	0
SORRENTO, Paul	1984-86	.352	234	--	795	216	280	49	7	48	222	488	.614	184	8	127	--	16	0	28	36
SPANO, Bobby	1999-2000	.191	112	27	136	40	26	3	1	1	14	34	.250	28	6	36	1	0	1	5	7
SPITZER, Kyle	1960-62	.292	34	--	48	13	14	0	0	0	8	14	.292	19	--	4	--	--	--	1	--
SPIVEY, Josh	2005-07	.265	96	48	185	28	49	11	0	4	30	72	.389	31	2	31	6	1	1	1	3
SPOONER, Jim	1967	.200	--	--	5	6	1	0	0	0	1	1	.200	3	--	1	--	--	--	0	--
SPRADLING, Stephen	2012	.262	35	11	42	11	11	1	0	0	4	12	.286	4	12	13	1	0	0	0	1
SPRAGUE, Gary	1966	.379	51	--	195	69	74	13	3	5	27	108	.554	46	--	11	--	--	--	20	--
SPRAGUE, Geoff	1996-97	.303	123	110	406	77	123	32	3	9	95	188	.463	57	3	30	10	12	12	21	34
STAHL, Robby	2010-11	.130	35	0	23	9	3	1	0	0	3	4	.174	10	0	10	0	1	0	0	0
STEED, Richard	1975	.000	1	--	1	0	0	0	0	0	0	0	.000	0	0	--	--	0	0	0	0
STEWART, Darrel	1967	.133	--	--	15	3	2	0	1	0	0	4	.267	3	--	2	--	--	--	0	--
STEWART, DJ	2013-15	.344	177	177	633	157	218	54	4	27	168	361	.570	147	27	117	14	8	1	24	32
STIDHAM, Jason	2007-09	.349	189	188	713	177	249	54	7	29	187	404	.567	117	26	100	10	21	5	16	31
STILLE, Kent	1963	.375	8	--	8	2	3	0	0	0	0	3	.375	1	--	1	--	--	--	0	--
STOCKS, Nick	1998	.000	8	7	1	0	0	0	0	0	0	0	.000	0	0	0	0	0	0	0	0
STRAUSS, Ryan	2005-08	.291	78	50	179	24	52	10	1	3	26	73	.408	12	0	27	4	1	4	6	9
STRINGFELLOW, Marv	1965-67	.216	27	--	125	16	27	2	0	1	21	32	.256	21	--	15	--	--	--	2	--
STRODE, Billy	2014-15	.000	26	4	1	0	0	0	0	0	0	0	.000	0	0	1	0	0	0	0	0
STUART, Ricky	1978	.500	2	--	2	1	1	0	0	0	1	1	.500	0	0	1	--	0	0	0	0
STUBBS, Michael	1988	.161	31	--	31	7	5	0	0	1	10	8	.258	6	1	8	--	0	2	4	5
STUYVERSON, Sean	2006	.167	16	0	12	1	2	0	0	0	0	2	.167	0	1	2	2	0	0	0	0
SUAREZ, Ken	1963-64	.365	18	--	137	30	50	5	0	6	33	73	.533	26	--	11	--	--	--	3	--
SULLIVAN, Len	1967	.000	--	--	2	0	0	0	0	0	0	0	.000	0	--	1	--	--	--	0	--
SULLIVAN, Tom	1954	.000	--	--	2	0	0	0	0	0	0	0	.000	--	--	--	--	--	--	--	--
SUMNER, Walt	1968-69	.280	29	--	289	70	81	16	5	7	34	128	.443	36	--	85	--	--	--	27	--
SUSEGE, Rudy	1950, 52	.219	10	0	32	8	7	1	0	0	2	8	.250	6	--	4	--	--	0	0	--
SWEENEY, Harvey	1954-56	.261	4	2	23	7	6	0	0	0	3	6	.261	--	--	--	--	--	--	--	--
SWOOPE, Alvin	2013	.500	3	0	2	1	1	0	0	0	0	1	.500	1	0	1	0	0	0	0	0
SZYMANSKI, Karl	1973-74	.250	17	--	16	0	4	4	0	0	6	8	.500	4	0	6	--	2	2	0	0
TADDEO, Steve	1986-87	.318	126	--	302	73	96	24	4	3	57	137	.454	45	0	39	--	4	2	35	47
TAMAYO, John Marc	1988-90	.260	160	--	358	90	93	15	1	4	62	124	.346	53	5	46	--	3	5	23	35
TANDLICH, Jeff	1974	.178	17	--	45	3	8	1	0	1	9	12	.267	6	0	2	--	2	2	0	0
TANNER, Bill	1948	.200	12	8	40	8	8	2	1	0	7	12	.300	4	--	6	--	--	--	1	--
TAPLEY, Stuart	2008-11	.304	234	225	770	170	234	48	1	35	167	389	.505	143	130	210	15	15	15	17	24
TEAGLE, Buddy	1961-63	.295	97	--	325	59	96	21	4	8	58	149	.458	62	--	46	--	--	--	4	--
TEBBETTS, George	1980	.250	11	--	64	14	16	2	0	3	14	27	.422	5	0	12	--	0	1	1	1
TEBBETTS, Steve	1973-75	.333	103	--	339	72	113	10	3	5	52	144	.425	67	6	12	--	3	1	46	56
TEEL, BILLY	1950-51	.179	12	6	28	2	5	0	0	0	2	5	.179	--	--	--	--	--	--	--	--
THIGPEN, Clint	2000	.000	29	1	13	6	0	0	0	0	1	0	.000	7	0	3	1	1	0	0	0
THOMAS Jr., Tony	2005-07	.325	199	198	710	200	231	52	14	23	127	380	.535	119	31	180	11	10	6	59	75
THOMAS, Allen	1962-63	.143	31	--	49	7	7	1	1	0	6	10	.204	6	--	16	--	--	--	2	--
THOMAS, Brady	2006-07	.208	30	0	24	2	5	3	0	0	3	8	.333	2	1	6	2	0	0	0	0
THOMAS, Mitch	1976	1.000	2	--	1	0	1	0	0	0	0	1	1.000	1	0	0	--	0	0	0	0
THOMAS, Tom	1964-66	.299	100	--	324	65	97	11	5	9	61	145	.448	34	--	33	--	--	--	9	--
THOMPSON, DiCarlo	2004	.000	1	0	0	0	0	0	0	0	0	0	--	0	0	0	0	0	0	0	0
TICE, Mike	1978	.250	27	--	48	12	12	2	1	1	7	19	.396	11	0	12	--	0	1	1	1
TOOLE, Scott	2001-02	.226	114	74	279	64	63	9	4	2	30	86	.308	38	9	60	3	4	4	10	14
TRAVIS, Devon	2010-12	.315	177	171	655	150	206	58	4	17	99	323	.493	90	15	101	28	8	14	17	24
TRAYLOR, Ronnie	1978-79	.294	96	--	310	60	91	18	1	16	67	159	.513	31	9	31	--	2	1	2	3
TROWBRIDGE, Bob	1949-52	.216	51	32	259	60	56	10	3	4	53	84	.324	22	0	24	--	2	0	13	--
TROXELL, Shawn	1987	.000	2	--	0	0	0	0	0	0	0	0	--	0	0	0	--	0	0	0	0
TRULUCK, Hank	2014-15	.287	65	20	94	17	27	5	4	0	18	32	.340	24	3	31	1	0	2	5	6
TRULUCK, Roasty	1950	.270	12	9	37	6	10	0	0	0	5	10	.270	--	--	--	--	--	--	0	--
TUCKER, John	1962	.000	5	--	4	0	0	0	0	0	0	0	.000	0	--	3	--	--	--	0	--
TUGGLE, Gale	1955-56	.378	10	0	45	12	17	1		0	15	18	.400	--	--	--	--	--	1	--	--
TURKO	1977	.182	12	--	11	3	2	0	0	0	2	2	.182	2	0	0	--	0	0	0	0



ALL-TIME PITCHING STATISTICS

Player	Season	Avg.	GP	GS	AB	R	H	2B	3B	HR	RBI	TB	SLG %	BB	HP	SO	GDP	SF	SH	SB	SBA
TURNER	1961	.000	5	--	4	1	0	0	0	0	0	0	.000	0	--	2	--	--	--	0	--
TWOMEY, Fred	1954-57	.329	43	26	289	71	95	19	7	10	68	158	.547	4	--	9	--	--	--	10	--
URQUHART, Whitey	1949	.000	--	--	0	0	0	0	0	0	0	0	--	0	0	0	0	0	0	0	--
VALDES, Ryan	2013	.000	13	0	7	1	0	0	0	0	0	0	.000	0	0	2	0	0	0	0	1
VARNES, Blair	2002	.000	1	0	1	0	0	0	0	0	0	0	.000	0	0	1	0	0	0	0	0
VASQUEZ, Mike	1970-71	.116	7	--	43	5	5	0	1	5	8	186	.186	8	--	7	--	--	--	0	--
VAUGHN, Bob	1955-56	.247	14	12	81	13	20	1	--	0	13	21	.259	--	3	--	--	--	--	1	--
VICKERSON, Nick	2008	.400	13	0	15	4	6	0	0	0	3	6	.400	3	0	4	0	0	0	0	0
VIERO, Gary	1976	.000	1	--	1	0	0	0	0	0	0	0	.000	0	0	1	--	0	0	0	0
VINCENT, Wayne	1966-68	.289	24	--	114	12	33	7	0	4	22	52	.456	6	--	20	--	--	--	0	--
VOYLES, Jim	2014	.000	5	0	0	0	0	0	0	0	0	0	--	0	0	0	0	0	0	0	0
WAITS, Bobby	1954, 57	.194	12	--	36	5	7	0	1	0	4	9	.250	5	--	3	--	--	--	1	--
WALBOLT	1960	.333	5	--	3	2	1	0	0	0	0	1	.333	1	--	1	--	--	--	0	--
WALKER, Doug	1959-61	.338	61	--	213	52	72	10	9	0	45	100	.469	34	--	22	--	--	--	4	--
WALLS, Taylor	2015	.220	65	65	227	43	50	4	1	0	22	56	.247	52	5	55	4	3	2	7	8
WANICKA, Bob	1959	.188	10	--	16	2	3	0	0	0	2	3	.188	1	--	3	--	--	--	0	--
WARD, Jim	1965	.000	5	--	7	1	0	0	0	0	0	0	.000	1	--	1	--	--	--	0	--
WARDELL, Danny	2003-05	.259	159	95	359	81	93	25	2	21	79	185	.515	56	14	106	4	9	10	4	7
WASDIN, John	1991-92	.000	28	0	0	1	0	0	0	0	0	0	--	1	1	0	--	0	0	0	0
WEAVER	1980	.372	51	--	172	57	64	6	5	18	75	134	.779	39	1	23	--	4	0	28	31
WEAVER, Colby	1992-94	.285	167	116	404	82	115	20	3	9	72	168	.416	58	18	105	--	4	4	11	17
WEAVER, Luke	2014	.000	16	0	0	0	0	0	0	0	0	0	--	0	0	0	0	0	0	0	0
WELLS, Jr., Steven	2015	.208	29	2	24	6	5	1	1	1	7	9	.375	3	1	6	0	1	2	0	0
WERNKE, Ham	1952-55	.204	22	--	137	33	28	4	1	1	24	37	.270	9	--	6	--	--	0	1	0
WEST, Eddie	1976	.400	15	--	25	8	10	2	0	0	6	12	.480	4	0	3	--	0	0	0	0
WEST, Gage	2014-15	.208	66	16	96	18	20	7	7	2	17	37	.385	8	7	25	2	3	0	0	0
WESTENDICK, Bill	1958-60	.296	57	--	179	45	53	12	1	6	37	85	.475	34	--	27	--	--	--	11	0
WHIDDEN, Chris	2001, 03	.000	6	0	6	0	0	0	0	0	0	0	.000	0	0	0	0	0	0	0	0
WHITAKER, Tom	1967-68	.279	35	--	226	43	63	10	1	4	34	87	.385	44	--	20	--	--	--	5	0
WHITE, Jimmy	1960-61	.319	42	--	163	31	52	6	3	3	29	73	.448	23	--	15	--	--	--	6	0
WHITMER, Bob	1951	.158	6	5	19	4	3	0	0	0	1	3	.158	--	--	--	--	--	--	--	--
WILCOX, Bob	1962, 64-65	.291	85	--	292	57	85	10	1	5	52	112	.384	31	--	42	--	--	--	4	--
WILLIAMS, Denny	1972-73	.262	121	--	413	82	108	56	6	3	53	185	.448	86	1	65	0	1	14	11	
WILLIAMSON	1962	.364	37	--	154	33	56	10	2	8	32	94	.610	15	--	29	--	--	--	13	--
WILLIAMSON, Billy	1963	.331	30	--	121	19	40	4	0	3	12	53	.438	4	--	19	--	--	--	2	--
WILLIAMSON, Bud	1956	.000	7	0	5	3	0	--	--	0	0	0	.000	--	--	--	--	--	--	--	--
WILLIAMSON, Gary	1963-64	.500	7	--	4	0	2	1	0	0	2	3	.750	0	1	--	--	--	--	0	0
WILSON, Jack	1948-49	.294	17	15	68	10	20	4	1	0	10	26	.382	6	0	13	--	0	--	5	0
WILSON, Paul	1992, 94	.000	40	0	2	0	0	0	0	0	0	0	.000	0	0	2	--	0	0	0	0
WINSTON, Jameis	2013-14	.209	83	37	158	27	33	9	3	0	13	48	.304	30	6	42	2	0	1	2	4
WITT, John	1948-52	.221	17	11	77	9	17	2	1	1	10	24	.312	5	1	5	--	2	1	2	0
WOOD, Howie	1967	.500	--	--	2	0	1	0	0	0	1	1	.500	0	--	1	--	--	--	0	--
WOODS, Willie	1987	.000	2	--	2	0	0	0	0	0	0	0	.000	0	0	0	--	0	0	0	0
WOODWARD, Matt	1995-98	.231	207	105	455	76	105	17	0	0	58	122	.268	80	9	67	3	7	9	7	8
WOODWARD, Woody	1962-63	.337	76	--	279	65	94	17	8	13	68	166	.595	48	--	30	--	--	--	12	0
WOOLEY, Bob	1966	.500	4	--	4	1	2	0	1	0	2	4	1.000	0	--	2	--	--	--	0	--
WYNN, Bob	1953-54	.189	7	--	37	8	7	2	0	0	2	9	.243	--	--	--	--	--	--	0	--
YARBROUGH, Casey	1992	.381	20	1	21	6	8	2	1	0	10	12	.571	0	0	3	--	0	0	0	0
YARNELL, Ed	1966-67	.230	10	--	100	15	23	3	0	2	7	32	.320	12	--	21	--	--	--	0	0
YASTRZEMSKI, Mike	1980-83	.294	279	--	944	244	278	62	12	40	223	484	.513	174	4	76	--	13	5	40	51
YGLESIAS, Manny	1953	.229	22	--	83	16	19	1	0	1	--	23	.277	--	--	--	--	--	--	--	--
YOCUM, David	1994	.500	20	0	2	1	1	0	0	0	0	1	.500	0	0	0	--	0	0	0	0
ZABALA, Jose	1995-98	.312	239	142	539	163	168	28	1	4	82	210	.390	113	46	70	14	6	25	22	30
ZECH, Bryan	2001-03	.283	181	165	598	141	169	36	1	6	88	225	.376	78	37	103	5	11	15	21	30
ZECH, Scott	1995-97	.324	261	241	853	229	276	46	8	17	175	389	.456	119	29	122	9	9	21	82	104
ZEIGLER, Bill	1967	.200	--	--	20	3	4	0	0	0	2	4	.200	5	--	6	--	--	--	1	--
ZEIGLER, Bob	1966	.143	11	--	14	1	2	0	0	0	1	2	.143	3	--	1	--	--	--	0	--
ZERA, Greg	1970-71	.200	7	--	10	1	2	0	0	0	0	2	.200	1	--	2	--	--	--	0	0
ZIMMERMAN	1961	.303	25	--	89	14	27	4	1	2	19	39	.438	8	--	5	--	--	--	3	--
ZOELLER, Tommy	1983-86	.261	161	--	352	71	92	21	1	11	87	148	.420	52	5	56	--	9	1	7	11
ZYLA, AI	1957	.000	1	--	1	0	0	0	0	0	0	0	.000	0	--	0	--	--	--	0	--



ALL-TIME PITCHING STATISTICS

Player	Season	ERA	W	L	APP	GS	CG	SHO	Saves	IP	H	R	ER	BB	SO	2B	3B	HR	WP	HP	BK	SFA	SHA
ALEXANDER, Bobby	1982	4.12	1	0	8	3	0	0	0	13.1	7	12	6	21	16	2	0	0	6	0	0	--	--
AMMANN, Gene	1968-70	1.43	31	2	44	36	20	3	--	295.1	165	69	47	141	311	--	--	--	--	--	--	--	--
ASH, John	1954-57	1.68	6	4	10	3	0	0	0	64.1	55	48	12	24	35	--	--	--	--	--	--	--	--
ASHMONT, Al	1985	8.71	4	0	10	8	1	0	0	31	26	33	30	42	29	6	0	7	4	5	1	--	--
ATWOOD, Jim	1953-56	1.88	7	8	19	7	4	1	0	129.1	126	46	27	55	81	--	--	--	--	--	--	--	--
AVITABLE, Tony	1955-56	0.37	8	1	14	11	6	1	0	96.7	56	32	4	61	134	--	--	--	--	--	--	--	--
AXON, Don	1957, 59	0.00	0	0	2	0	0	0	0	2.2	1	0	0	0	0	--	--	--	--	--	--	--	--
BAILEY, Roger	1990-92	3.27	35	9	55	52	8	1/--	0	333	317	148	121	136	280	18	4	10	13	9	4	--	--
BARINEAU, Mark	1983	0.00	0	0	1	1	0	0	0	1	0	0	0	0	0	0	0	0	0	0	0	--	--
BARTON, Chuck	1964	0.00	0	0	5	--	--	--	--	4.2	4	1	0	3	1	--	--	--	--	--	--	--	--
BASSETT, Joe	1948	0.00	0	0	1	0	0	0	--	1.1	3	3		1	0	--	--	--	--	--	--	--	--
BECCACCIO, Al	1962-63	1.76	10	1	15	--	0	--	--	107.1	68	37	21	59	83	--	--	--	--	--	--	--	--
BEDINGFIELD	1977	2.97	0	0	6	0	0	0	0	9.1	8	4	3	3	5			0	2	0	0	--	--
BELL, Mike	1994-95	3.02	14	4	26	19	3	0/1	0	137.2	152	64	46	51	120	22	5	14	7	9	0	0	6
BENINCASA, Robert	2010-12	3.12	8	4	65	7	0	0/5	16	95.2	78	54	33	37	98	12	1	11	6	4	0	3	3
BENNETT, Daniel	2010-11	2.91	8	2	74	0	0	0/4	18	96	87	69	31	39	98	15	0	5	3	10	0	2	8
BENSON	1960	9.00	0	1	2	--	0	--	--	6	6	6	6	6	3	--	--	--	--	--	--	--	--
BENTLEY, John	1997-2001	3.34	13	3	43	17	1	0/2	2	143	144	72	53	32	93	27	1	249	7	8	4	3	7
BIEGALSKI, Boomer	2015	3.17	7	5	18	17	0	0/0	0	108	84	45	38	38	120	17	0	12	8	8	0	0	9
BIRD, Kyle	2012-13	7.91	0	1	34	0	0	0/4	0	33	41	30	29	30	37	10	1	1	4	5	1	2	2
BLASUCCI, Tony	1983	4.23	4	3	16	10	0	0	1	51.1	49	32	24	36	59	9	0	6	2	2	2	--	--
BLATCH, Taylor	2014	6.32	1	0	14	2	0	0/0	0	17.1	13	12	12	19	11	4	0	1	3	5	0	1	0
BOMBARD, Richard	1979	8.25	2	0	5	2	0	0	0	12	12	11	11	11	9	3	0	1	1	0	--	--	--
BONDANK	1962	0.00	0	0	2	--	0	--	--	2	2	0	0	0	0	--	--	--	--	--	--	--	--
BOXER, Jerry	1956-57	2.07	8	3	16	9	5	3	1	78.2	43	23	18	53	102	--	--	--	--	--	--	--	--
BOYD, LaDon	1967	2.33	10	1	11	10	8	2	--	85	74	27	22	24	70	--	--	--	--	--	--	--	--
BRADY, Mike	1987-90	2.86	11	3	51	4	0	0	7	135.2	152	59	43	42	144	--	--	9	13	9	1	--	--
BRETZ, Mike	1976-78	4.54	7	3	20	17	3	0	0	99.1	87	61	50	58	62	1	0	6	13	4	0	--	--
BRISTOL, Jack	1956-58	1.38	13	5	27	10	9	2	0	156.2	118	62	24	55	137	--	--	--	--	--	--	--	--
BROCK, Chris	1992	0.00	0	0	1	0	0	0/--	0	1	0	0	0	0	2	0	0	0	0	0	0	--	--
BROOKS, Kevin	1978	5.33	4	1	23	0	0	0	3	27	26	17	16	17	11	1	1	2	1	3	--	--	--
BROOKS, Marty	1966	2.30	3	0	13	--	--	--	--	43.1	40	17	11	16	37	--	--	--	--	--	--	--	--
BROWN, Dave	1973-74	4.49	1	2	18	0	0	0	2	32.1	36	23	16	15	20	--	--	1	3	1	0	--	--
BROWN, Forrest	1954	--	2	1	4	--	--	--	--	19	16	--	--	7	15	--	--	--	--	--	--	--	--
BROWN, Pete	1985	3.87	1	2	22	0	0	0	3	37.2	38	25	16	15	25	7	3	4	1	1	0	--	--
BROWNING, Barret	2005-06	4.49	11	6	47	26	0	0/2	0	156.2	185	92	78	79	123	26	4	11	8	25	1	6	13
BUCKLEY, Tye	2010-11	2.00	0	0	36	0	0	0/3	0	27	14	10	6	20	21	4	0	1	6	2	0	0	2
BULLOCK, Wallace	1951	--	0	0	1	0	0	--	--	8	10	5	--	2	0	--	--	--	--	--	--	--	--
BURGE, Travis	2006-07	4.14	2	1	54	0	0	0/4	2	63	64	34	29	23	61	13	1	4	5	9	0	1	3
BURKHEAD, Kenny	2013-14	7.96	1	0	17	2	0	0/1	0	18.1	26	17	16	11	11	10	0	2	2	0	0	0	1
BURT, Royce	1949	--	0	4	6	3	2	0	--	36.2	29	22	--	28	24	--	--	--	--	--	--	--	--
BUSCH, Brian	2009-12	4.34	18	7	94	29	0	0/6	1	261	244	170	126	118	207	48	4	22	16	27	1	13	26
BUTLER, Steve	1994-95	4.49	0	2	29	0	0	0/0	4	38.1	36	24	19	27	32	5	1	4	2	2	0	0	0
BYERLY, Rod	1987-88	3.14	14	7	45	24	3	0	5	189.1	184	88	66	42	154	--	--	18	8	1	0	--	--
BYERLY, Rod	1987-88	3.14	14	7	45	24	3	0	5	189.1	184	88	66	42	154	--	--	18	8	1	0	--	--
BYRD, Alec	2014-15	4.48	6	2	37	4	0	0/2	0	58.2	63	33	29	23	61	9	1	6	4	7	0	2	3
CALHOUN, Howard	1948	--	4	3	9	7	5	1	--	63.1	44	46	--	46	71	--	--	--	--	--	--	--	--
CAMPOSANO, Ed	1968	14.12	1	0	3	0	0	0	--	5.1	9	8	8	4	2	--	--	--	--	--	--	--	--
CANNON, Eddie	2003-04	4.04	9	8	43	20	1	0/5	1	147	147	87	66	25	133	26	2	14	6	14	1	4	4
CAPPLEMAN, Bill	1967	9.00	0	0	2	0	0	0	--	3	4	4	3	3	1	--	--	--	--	--	--	--	--
CAREY, Brooks	1976-78	3.66	23	10	52	25	14	3	6	214	203	107	87	100	188	17	3	14	11	10	1	--	--
CARLTON, Drew	2015	4.05	5	5	18	12	0	0/2	0	71.1	76	37	32	19	60	19	1	4	3	5	0	1	13
CASTELLANOS, Kris	2009	13.50	0	0	3	0	0	0/0	0	2	1	3	3	5	2	0	0	1	1	0	0	0	1
CHAMBERS, Brian	2004-07	4.22	6	3	90	3	0	0/3	1	115.1	127	71	54	43	80	23	1	7	7	12	4	5	7
CHAMBLISS, Tyler	2004-06	2.92	23	8	85	19	1	0/2	16	206.2	173	100	67	92	231	23	1	9	19	24	1	1	22
CHAVEZ, Chris	1996-99	3.56	24	10	109	24	4	1/2	13	296.1	260	138	117	161	312	38	3	367	16	33	0	4	12
CHOATE, Randy	1995-97	3.24	29	7	56	40	10	1/1	1	305.1	273	134	110	94	281	44	2	584	14	24	1	9	24
CLEVELAND, Al	1970	2.73	1	0	8	0	0	--	--	13.2	8	4	4	10	12	--	--	--	--	--	--	--	--
COLE, Chester	1966	7.50	1	0	7	--	--	--	--	13.2	14	15	11	14	8	--	--	--	--	--	--	--	--
COLES, Robby	2013	3.50	4	2	30	0	0	0/2	9	36	30	14	14	16	35	5	1	2	2	3	1	1	0
COLTZIE, Rick	1972	4.69	5	4	13	9	2	--	1	67.2	69	51	35	60	33	--	--	--	--	--	--	--	--
COMPTON, Mike	2012, 14-15	3.19	23	9	46	46	2	2/4	0	245.2	257	109	87	59	184	47	8	12	2	12	2	8	19



ALL-TIME PITCHING STATISTICS

Player	Season	ERA	W	L	APP	GS	CG	SHO	Saves	IP	H	R	ER	BB	SO	2B	3B	HR	WP	HP	BK	SFA	SHA
COX, Sam	1948-49	--	3	1	5	5	3	0	--	33.1	36	27	--	14	15	--	--	--	--	--	--	--	--
CRAWFORD, Wes	1998	3.39	9	3	18	18	2	1/0	0	122.2	117	56	46	48	82	15	2	8	7	8	2	4	7
CREELY, Ken	1964-65	3.85	6	2	30	--	--	--	--	63.1	50	34	27	44	34	--	--	--	--	--	--	--	--
CRUZ, Charlie	1992-95	2.78	11	6	73	20	2	0/1	5	207	184	81	64	107	233	25	1	9	14	13	0	2	3
DAHLEN, Dave	1963-64	2.95	0	1	3	--	--	--	--	6.1	6	2	2	0	2	--	--	--	--	--	--	--	--
DANIEL, Jim	1959-61	3.35	12	3	21	--	2	--	--	137	128	69	51	60	110	--	--	--	--	--	--	--	--
DAVIDSON, Daniel	2002-03	3.21	16	0	49	13	1	0	0	129.1	121	51	46	34	120	23	0	6	3	9	1	3	9
DAVIS, Bret	1988	2.47	7	4	23	0	0	--	2	80.1	78	37	22	29	77	--	--	3	3	2	0	--	--
DAVIS, Frank	1959-61	2.36	21	6	37	--	9	--	--	233.1	209	90	61	44	180	--	--	--	--	--	--	--	--
DAVIS, Hunter	2004	7.91	0	0	21	0	0	0/0	0	18.2	24	17	16	15	11	1	1	0	0	2	0	1	0
DAVIS, Josh	1996	5.93	0	1	10	0	0	0/1	0	9.1	6	8	6	11	16	2	0	0	6	3	0	0	2
DAVIS, Mike	1996	2.28	6	1	20	9	0	0/0	0	59.2	43	27	15	43	56	3	1	5	1	10	1	2	1
DAVIS, Tim	1991-92	2.69	18	6	48	10	4	1/0	10	184	134	61	55	61	233	11	1	9	10	10	0	--	--
DAVIS, Tommy	1962, 64	7.71	0	1	6	--	0	--	--	14	15	13	12	10	14	--	--	--	--	--	--	--	--
DEISE, Alex	2015	3.91	1	0	10	0	0	0/0	0	16.1	12	8	7	4	16	1	1	2	1	3	1	1	1
DeLOACH, Don	1978	5.73	2	2	8	4	1	0	0	33	31	24	21	23	38	1	1	4	3	23	--	--	--
DIAZ, Zach	1996-99	3.72	13	9	116	5	0	0/4	6	208.1	195	98	86	64	170	36	1	303	8	9	1	8	17
DIBLASI, Matt	2003-06	3.65	1	3	106	0	0	0/4	4	101.1	98	49	41	34	100	31	2	2	4	13	1	1	4
DIBLASI, Mike	1997-2000	3.08	6	3	98	0	0	0/5	16	105.1	77	45	36	74	151	11	3	140	11	11	0	5	3
DODGE, Kevin	1981-82	3.48	0	0	13	0	0	0	0	18.1	15	8	7	3	17	3	0	2	1	0	0	--	--
DREVIS, Jay	1984	24.55	0	0	1	0	0	0	0	1.1	3	3	3	1	1	0	0	0	0	0	0	--	--
DROBINE, Chip	1986	4.50	0	0	1	0	0	0	--	2	3	1	1	1	2	0	0	0	0	--	--	--	--
DROHAN, Roger	1949	--	2	1	4	3	1	0	--	25.2	33	15	--	7	16	--	--	--	--	--	--	--	--
DUNBAR, Matt	1987-90	3.07	9	2	57	4	0	0	4	123.1	96	48	42	71	153	--	--	2	7	9	2	--	--
DUNN, Chris	1986	4.82	0	0	7	0	0	0	--	11.2	14	6	6	7	11	1	0	0	2	--	--	--	--
DURDEN, Andrew	2010	7.91	0	1	11	0	0	0/1	0	9.1	12	8	8	5	8	2	0	0	0	3	0	0	0
EATON, Craig	1975-76	2.86	8	8	23	16	6	1	1	126	100	55	40	61	91	--	--	6	8	2	0	--	--
ECHOLS, Frank	1961-63	3.77	3	2	16	--	0	--	--	31	25	14	13	21	15	--	--	--	--	--	--	--	--
EIGL, Rudy	1957-58	5.40	1	0	8	0	0	0	0	10	9	6	6	7	8	--	--	--	--	--	--	--	--
EVERETT, Tyler	2008-11	4.22	4	2	75	4	0	0/3	5	132.1	137	90	62	62	95	28	1	9	5	18	1	5	5
FAIREL, Matt	2007-08	3.60	14	2	39	18	0	0/2	1	145.1	135	68	58	52	126	33	3	8	6	9	1	1	6
FARMER, Terry	1973-74	2.64	16	5	33	29	10	0	0	184	147	79	54	106	120	--	--	6	9	4	2	--	--
FERGUSON, John	1969-70	1.60	5	3	21	4	2	0		56.2	45	15	10	20	54	--	--	--	--	--	--	--	--
FERNALD, Dave	1971-73	3.58	19	9	38	31	6	0	1	211.1	197	107	84	130	163	--	--	0	0	3	2	--	--
FERRAR, Butch	1962-63	10.76	1	1	7	--	0	--	--	9.2	16	14	11	12	2	--	--	--	--	--	--	--	--
FERRARO, Carl	1981	4.50	1	0	4	1	0	0	0	8	5	6	4	8	7	0	0	0	3	0	--	--	--
FINNOLD, Gar	1989-90	2.70	25	7	39	37	11	0/0	1	270.2	233	105	81	82	250	--	--	11	11	6	0	--	--
FISCHER, Ken	1979-81	4.65	20	5	60	28	4	3	4	207.2	242	132	107	111	127	39	7	19	11	3	--	--	--
FLAKE, Robin	1970-71	3.87	6	5	16	12	2	0	0	72.1	57	40	31	49	59	--	--	--	--	--	--	--	--
FOLSOM, Taylor	2015	3.86	2	0	15	0	0	0/0	1	14	17	9	6	12	11	4	0	0	3	2	0	2	0
FOX, Ray	1976, 78	4.58	5	2	13	6	1	0	0	45.2	64	36	23	17	21	15	0	8	4	0	--	--	--
FRANCIS, Ben	2008-09	8.96	1	0	24	0	0	0/0	0	23.1	36	28	23	18	13	5	0	4	3	2	0	2	1
FRANK, Ed	1972	6.84	1	0	20	1	0	--	3	25	36	27	19	25	16	--	--	--	--	--	--	--	--
FRASER, Ron	1954-59	2.78	4	2	10	1	2	0	0	42.1	44	30	13	16	22	--	--	--	--	--	--	--	--
FREEMAN, Clem	1981	5.53	7	2	16	15	2	0	0	86.2	104	56	53	32	65	13	3	15	2	4	--	--	--
FULLER, Bill	1970-73	2.58	26	11	55	36	7	1	2	293.1	279	125	84	77	240	--	--	7	1	0	3	--	--
GAGNON, John	1980	5.54	3	0	13	0	0	0	0	26	25	16	16	17	25	4	0	5	3	1	--	--	--
GARCIA, Tommy	1955-58	1.96	16	4	25	12	8	2	0	188	150	76	41	56	147	--	--	--	--	--	--	--	--
GARRETT, Lin	1967-68	2.79	9	3	22	16	2	1	--	119.2	96	53	37	76	105	--	--	--	--	--	--	--	--
GAST, John	2008-10	4.97	12	7	63	16	0	0/1	0	123.1	141	88	68	60	102	21	2	9	14	19	2	1	10
GEIST, Evan	2012	18.00	0	0	2	0	0	0/1	0	1	2	2	2	1	0	0	0	0	0	0	0	0	0
GELMINE, Steve	1982-85	5.09	12	4	56	25	3	1	0	166.1	180	126	94	123	143	24	5	16	27	5	1	--	--
GILBERT, Mark	1975	1.29	1	0	2	1	0	0	0	7	5	1	1	5	6	--	--	--	0	1	0	--	--
GILMARTIN, Sean	2009-11	3.93	33	13	56	50	3	0/3	1	330	307	213	144	92	321	58	3	35	20	17	2	15	15
GINN, Chris	1998-2001	2.87	8	3	91	5	1	1/3	2	116	95	41	37	55	106	16	0	9	8	16	1	1	4
GRAHAM, Caleb	2006-07	4.17	1	2	23	3	0	0/3	1	41	37	31	19	23	39	11	0	3	3	4	0	1	3
GRAY, Jeff	1981-84	3.83	28	13	75	46	8	2	4	338	351	193	144	88	214	58	11	41	8	7	0	--	--
GREGORY, Brad	1989-90	2.98	12	5	50	19	4	1/--	12	178.2	178	78	59	46	164	--	--	12	6	6	1	--	--
GROMEK, Carl	1969-70	2.05	5	0	18	5	1	0	--	57	47	17	13	32	33	--	--	--	--	--	--	--	--
GUEMPLE, Randy	1972-73	3.77	0	0	35	0	0	--	2	43	38	26	18	27	19	--	--	0	0	0	0	--	--
HANSELMAN, Dave	1984	7.46	0	0	15	0	0	0	0	18.1	23	17	15	25	19	5	0	3	2	1	0	--	--
HARBAUGH, Don	1970-71	4.60	5	1	17	4	1	0	0	37.2	27	25	19	31	31	--	--	--	--	--	--	--	--



ALL-TIME PITCHING STATISTICS

Player	Season	ERA	W	L	APP	GS	CG	SHO	Saves	IP	H	R	ER	BB	SO	2B	3B	HR	WP	HP	BK	SFA	SHA
HARRELL, Todd	1994	8.57	0	0	3	0	0	0/--	0	2.1	2	4	2	3	2	1	0	0	1	2	0	--	--
HARRIS, Bryan	1991-93	3.77	16	10	56	24	2	0/--	1	193.2	180	94	81	95	200	24	3	7	14	9	5	--	--
HARTMAN, Bob	1951	--	2	1	3	3	3	--	--	26	21	8	--	3	7	--	--	--	--	--	--	--	--
HATCHER, Rick	1979-81	3.56	20	8	60	23	12	2	5	225.1	224	113	89	74	134	35	4	15	8	12	--	--	--
HAWKINS, Chuck	1965-66	4.96	4	3	22	--	--	--	--	78	78	48	43	31	67	--	--	--	--	--	--	--	--
HAWKINS, Larry	1962	5.20	3	2	9	--	1	--	--	50.2	62	44	29	36	36	--	--	--	--	--	--	--	--
HAYNES, Marvin	1952	--	0	0	2	--	--	--	--	6	6	4	--	4	9	--	--	--	--	--	--	--	--
HEHEMANN, George	1953-56	2.58	8	2	19	5	2	0	1	94.1	87	31	27	33	21	--	--	--	--	--	--	--	--
HELM, Jim	1966-68	2.57	3	1	23	1	0	0		56	44	25	16	20	44	--	--	--	--	--	--	--	--
HENRY, Bryan	2005-07	2.60	32	9	53	47	1	0/5	0	322.1	272	111	93	75	273	47	3	24	2	24	5	5	13
HENSON, Tom	1969-70	1.29	7	2	17	7	2	0		70	59	17	10	33	44	--	--	--	--	--	--	--	--
HERRING, Ron	1973-74	3.66	10	9	33	24	8	2	2	167.2	145	85	68	90	157	--	--	9	9	3	2	--	--
HIGGINBOTHAM, Wally	1953	2.73	4	2	11	2	1	0	1	46.2	37	22	14	48		--	--	--	--	--	--	--	--
HILL, Jeff	1967-69	1.84	5	3	21	8	5	1	--	83.1	78	36	17	14	56	--	--	--	--	--	--	--	--
HITT, Chris	1995	9.00	0	0	2	0	0	0/0	0	1	1	6	1	5	1	1	0	0	1	0	0	0	1
HODGES, Daniel	2000-03	2.56	14	6	127	0	0	0/6	31	221.1	225	89	63	46	182	30	3	16	4	9	3	9	10
HOHNE, Jerry	1958-60	3.56	1	4	22	--	1	--	--	58.2	51	49	23	43	47	--	--	--	--	--	--	--	--
HOLLOWAY, Rick	1978-79	5.21	8	6	25	23	4	0	0	114	110	76	66	91	71	16	2	10	17	10	--	--	--
HOLTMANN, Bryant	2012-15	3.55	16	2	80	16	0	0/5	0	162.1	157	73	64	62	102	26	1	9	9	13	3	5	9
HORNE, Bill	1973-74	2.30	4	4	20	12	3	0	2	86.1	59	34	22	52	76	--	--	0	7	3	0	--	--
HOWELL, Chuck	1994-97	4.00	22	5	87	26	3	0/2	7	245	253	133	109	73	205	44	3	377	14	18	1	4	9
HOWELL, Eddie	1965-66	2.06	9	3	25	--	--	--	--	109	61	38	25	53	106	--	--	--	--	--	--	--	--
HOWELL, Marty	1962-64	4.23	8	10	27	--	0	--	--	134	139	84	63	65	101	--	--	--	--	--	--	--	--
HOWELL, Wayne	1948	--	1	2	4	3	1	0	--	22.2	20	22	--	25	14	--	--	--	--	--	--	--	--
HUBBARD, Jason	1998-99	0.00	0	0	4	0	0	0/0	0	4	1	0	0	2	4	0	0	0	0	2	0	0	0
HUDSON, Scott	1997, 99	11.61	0	0	8	0	0	0/1	0	6.2	7	11	8	14	8	1	0	23	0	0	0	0	1
HUNT, Monroe	1964	4.26	1	1	6	--	--	--	--	19	23	12	9	8	7	--	--	--	--	--	--	--	--
HYDE, Michael	2005-07	4.03	26	5	57	44	1	1/2	1	248	251	133	111	93	181	44	1	20	10	25	0	7	20
JAMES, Rhett	2003-04	3.39	12	7	65	9	1	1/3	3	154.1	137	74	58	57	152	18	0	10	10	14	2	7	6
JARVIS, Trenton	2005, 07-08	8.82	0	0	19	0	0	0/0	0	10.2	15	14	10	11	13	5	0	0	4	5	0	0	0
JERNIGAN, Karl	2000-01	0.00	2	0	9	0	0	0/1	0	7.2	5	3	0	1	7	2	0	1	1	2	0	0	0
JOHNSON, Barry	1988-89	5.10	1	0	16	1	0	0/1	1	30	30	18	17	15	22	0	0	6	1	2	1	--	--
JOHNSON, Brandon	2011-14	4.33	2	1	46	0	0	0/2	1	54.1	57	31	26	17	34	7	1	3	4	4	2	3	2
JOHNSON, Cobi	2015	7.29	3	2	14	8	0	0/0	0	43.2	53	41	35	23	44	12	1	6	9	5	1	2	3
JOHNSON, Jonathan	1993-95	2.63	34	5	57	52	12	4/1	1	363.1	276	125	106	162	391	39	5	20	38	23	2	0	7
JONES, Greg	1978	8.11	0	1	6	0	0	0	0	12.2	21	12	11	7	4	3	0	2	1	0	--	--	--
JONES, Hunter	2003-05	4.20	9	5	57	26	1	0/4	0	167	175	103	78	47	139	30	1	19	5	17	0	8	9
JONES, Larry	1974-77	2.40	38	10	62	54	21	9	1	390.1	266	151	104	228	336	--	--	6	36	12	1	--	--
JORDAN, Hayden	2013	18.00	0	0	1	0	0	0/0	0	1	4	2	2	0	1	0	0	0	0	1	0	0	0
KANELL, Danny	1993	12.27	0	0	3	0	0	0/--	0	2.2	3	3	3	0	3	1	0	0	0	3	0	--	--
KEELER, Jay	1980-82	3.32	18	8	53	21	2	0	7	179	158	95	66	105	120	23	6	5	10	12	0	--	--
KEITH, John	1971	5.56	0	0	8	0	0	0	1	8.1	10	5	5	9	5	--	--	--	--	--	--	--	--
KELLER, Clyde	1988-89	3.20	23	5	41	29	6	3/0	3	202.2	185	91	72	67	204	--	--	17	8	6	5	--	--
KELLEY, Mike	1974-75	2.78	10	4	34	8	2	3	7	97	43	34	30	18	74	--	--	2	2	4	2	--	--
KELLY, David	1998	8.18	0	0	19	0	0	0/3	0	13.2	12	14	12	15	10	4	0	2	4	1	0	0	0
KENNEY, Fred	1956-58	3.59	4	4	23	4	1	0	1	70.2	67	46	28	34	48	--	--	--	--	--	--	--	--
KIMBALL, Ricky	1988-91	3.12	23	9	113	21	5	1/0	32	280	246	124	97	119	307	--	--	10	19	15	1	--	--
KNIGHT, Godfrey	1948, 50	--	1	3	10	7	0	0	--	35.1	40	39	--	29	35	--	--	--	--	--	--	--	--
KOVENSKY, Steve	1986-87	5.67	6	1	45	2	0	0	3	76.2	94	54	48	41	70	8	0	9	11	1			
KULL, Bob	1963-64	3.48	2	0	16	--	--	--	--	49.2	51	24	19	15	20	--	--	--	--	--	--	--	--
LaMACCHIA, Marc	2001-03	3.65	17	4	36	25	0	0	0	158	160	75	64	49	133	30	0	13	10	17	3	4	4
LANGFORD, Rick	1973	0.00	0	1	2	0	0	--	0	3.2	3	1	0	1	2	--	--	0	0	0	0	--	--
LANIER, T.J.	1949-50	--	3	1	9	2	1	0	--	37.2	41	16	--	10	13	--	--	--	--	--	--	--	--
LEDBETTER, David	1982	7.20	0	0	10	0	0	0	0	10	7	10	8	13	13	2	0	3	4	0	0	--	--
LEDBETTER, Jeff A.	1982-84	4.49	6	1	31	9	1	0	0	90.2	83	52	45	58	58	13	2	10	9	3	2	--	--
LEDBETTER, Jeff S.	1979-82	4.95	11	2	23	18	1	0	0	98.1	87	62	54	56	79	11	1	7	12	0	2	--	--
LEE, Mike	1986	1.98	2	0	15	0	0	0		18.2	15	9	4	7	16	5	0	1	0	--	--	--	--
LEIBRANDT, Brandon	2012-14	3.13	22	8	41	41	2	0/2	0	227.1	209	92	79	68	190	45	3	13	10	10	1	4	18
LEVY, Loren	1984	4.83	0	0	19	0	0	0	1	26.1	28	16	14	14	14	7	0	2	3	2	0	--	--
LEWIS, Jimmy	1991	4.61	9	2	15	15	1	1/--	0	76.2	73	42	39	45	83	--	--	--	13	2	0	--	--
LEWIS, Richie	1985-87	3.20	38	12	86	40	16	1	7	382.2	280	181	136	232	520	29	4	36	43	14	1	--	--
LITTLE, Doug	1983-86	3.48	49	18	90	78	22	4	0	549	533	287	212	178	370	81	11	49	22	11	0	--	--



ALL-TIME PITCHING STATISTICS

Player	Season	ERA	W	L	APP	GS	CG	SHO	Saves	IP	H	R	ER	BB	SO	2B	3B	HR	WP	HP	BK	SFA	SHA
LIZZMORE, LaWhit	1991-92	2.45	3	0	22	3	0	0/0	2	55	53	16	15	24	36	2	2	2	3	1	1	--	--
LOCKARD, Ed	1950-53	0.73	15	2	28	13	8	0	0	184.2	133	107	15	129	131	--	--	--	--	--	--	--	--
LOFTIN, Jim	1963	6.25	0	1	2	--	--	--	--	7.2	5	6	5	10	5	--	--	--	--	--	--	--	--
LONG, Brad	1978-79	3.21	3	0	4	2	0	0	0	11.2	12	5	4	7	7	0	0	1	0	0	--	--	--
LONG, Max	1953-56	1.17	19	7	25	9	5	1	0	208	180	54	27	81	117	--	--	--	--	--	--	--	--
LORD, Justin	2001	3.29	2	3	30	0	0	0	11	30.1	39	18	11	9	34	7	0	2	1	1	0	1	1
LOTT, George	1968-69	1.84	11	2	16	11	10	2	--	98	77	27	20	15	79	--	--	--	--	--	--	--	--
LOYND, Mike	1983-86	3.44	45	10	74	58	8	3	1	395.2	348	197	151	173	417	67	5	32	26	7	4	--	--
LYNCH, Kevin	2002-05	3.07	36	10	155	19	1	1/7	6	275.2	268	126	94	85	249	57	3	24	2	16	1	9	9
LYNCH, Matt	2000-02	3.52	29	4	60	43	4	2/1	1	286	295	141	112	97	245	61	1	23	15	13	3	8	18
MADDEN, Corben	2010	9.00	0	0	4	0	0	0/0	0	2	3	2	2	6	2	0	0	0	0	0	0	0	0
MADISON, Rick	1959	0.00	0	0	1	--	0	--	--	2	1	0	0	3	0	--	--	--	--	--	--	--	--
MALPHRUS	1963	8.18	0	0	1	--	--	--	--	1.1	2	1	1	1	0	--	--	--	--	--	--	--	--
MANASA, Brandon	2004-05	4.29	0	0	3	0	0	0/0	0	4.2	3	2	2	5	0	0	0	0	0	0	0	0	0
MARKS, Steve	1965-66	2.17	7	0	13	--	--	--	--	54	45	16	13	24	29	--	--	--	--	--	--	--	--
MARSH, Brent	2006	2.49	3	1	29	0	0	0/0	1	36.2	23	12	10	10	25	4	0	3	2	2	0	2	4
MARSHALL, Jimmy	2006-09	3.38	11	5	108	2	0	0/5	12	136	122	62	51	86	142	20	2	4	10	14	0	11	6
MARTIN Jr., Mike	1994	0.00	0	0	1	0	0	0/--	0	1	0	0	0	0	1	0	0	0	0	0	0	--	--
MASTIN, Steve	1968	1.27	11	0	15	11	8	2	--	106	82	18	15	22	115	--	--	--	--	--	--	--	--
MAYER, Bob	1974-76	2.33	8	0	21	13	3	2	0	104.2	56	39	27	93	78	--	--	2	10	4	0	--	--
McCORKEL, Shawn	1997	0.00	0	0	1	0	0	0/0	0	0.2	0	0	0	0	0	0	0	2	0	0	0	0	0
McCUNE, John	1965	6.69	2	0	10	--	--	--	--	12.1	12	14	9	12	14	--	--	--	--	--	--	--	--
McDONALD, Jon	1998-2000	3.94	31	12	60	55	4	0/3	0	338	319	188	148	156	320	53	4	25	34	27	7	8	22
McGEE, Mike	2008-11	4.27	21	7	65	30	0	0/3	18	194.1	161	115	92	117	178	29	1	23	20	12	0	6	2
McKNIGHT	1977	0.00	0	0	1	0	0	0	0	1	1	0	0	0	1	--	--	0	0	0	0	--	--
McLEOD, Mike	1975-77	3.00	11	3	28	18	5	2	2	126.1	94	60	42	72	86	--	--	4	8	5	0	--	--
McNEESE, John	1991	9.89	0	0	5	0	0	0/--	0	9.1	12	11	10	7	8	--	--	--	4	4	1	--	--
McQUEEN, Barry	1971	2.09	3	3	12	8	1	1	1	56	38	20	13	29	45	--	--	--	--	--	--	--	--
McSHANE, Ray	1960-62	3.77	10	5	24	--	5	--	--	136	132	86	57	67	104	--	--	--	--	--	--	--	--
MERIAN, Gary	2011	4.50	6	2	13	7	0	0/1	0	38	42	42	19	13	26	8	0	3	0	2	0	2	3
MILLER, Jim	1976-77	4.89	1	0	14	0	0	0	0	22.1	13	13	12	18	16	--	--	1	2	0	0	--	--
MILLER, Justin	2002	4.93	0	0	17	0	0	0	0	20.1	21	17	11	10	15	1	1	1	4	1	1	0	0
MILLER, Peter	2011-14	4.53	14	8	49	30	0	0/4	1	145.1	140	79	73	87	137	30	3	7	21	14	5	6	9
MILLER, Tim	1994	5.21	1	0	8	1	0	0/--	0	12.1	11	8	7	11	12	4	1	0	4	1	0	--	--
MOREYA, Al	1983	13.17	0	0	8	0	0	0	0	4.1	8	9	6	8	3	2	0	2	2	2	--	--	--
MORGAN, Steven	1993-96	3.18	25	9	75	36	3	1/3	2	269.1	248	113	95	98	197	40	2	19	11	27	0	4	6
MORGAN, Todd	1982-84	5.34	7	4	47	13	1	0	8	116.2	122	78	69	55	92	23	8	16	9	2	0	--	--
MOYER, Mitch	1974-75	2.25	0	0	7	0	0	0	0	8	5	3	2	7	1	--	--	1	0	0	0	--	--
MURRAY, Don	1964-65	3.28	2	1	7	--	--	--	--	30.2	27	17	11	22	17	--	--	--	--	--	--	--	--
NEDEAU, John	1990-92	2.24	3	1	47	0	0	0/0	7	64.2	59	26	16	22	60	4	1	1	3	6	0	--	--
NEDEAU, Steve	1993	1.88	3	3	23	0	0	0/--	3	43	24	12	9	15	35	5	0	0	3	2	0	--	--
NEDIN, Tim	1989	3.23	6	5	19	8	1	0/0	0	78.1	59	30	28	37	92	--	--	5	11	8	1	--	--
NEGRON, Oscar	1975	0.00	0	0	1	0	0	1	0	1	1	0	0	1	1	--	--	--	0	0	0	--	--
NEILL, Stephen	1996	2.47	0	0	16	0	0	0/1	0	18.2	12	7	5	10	17	1	0	1	1	2	0	1	0
NELSON, Carl	1958-60	3.56	3	4	16	--	1	--	--	58.2	41	42	23	44	53	--	--	--	--	--	--	--	--
NEWLIN, Jason	2002	12.00	0	0	3	0	0	0	0	3	7	5	4	1	3	2	0	1	0	0	0	1	0
NICHOLAS, John	1975-76	3.59	3	1	18	0	0	1	3	25.1	20	12	10	17	15	--	--	2	2	2	0	--	--
NICHOLS, Joe	1976-79	3.08	9	0	37	6	1	4	0	99.2	99	54	34	41	72	8	1	8	11	1	0	--	--
NIELSEN, Jerry	1987-88	4.13	14	5	34	30	5	0	0	170	178	103	78	99	170	--	--	11	18	2	0	--	--
NILES, Randy	1995-97	4.69	14	6	58	18	0	0/3	5	163.2	181	102	85	83	186	30	3	432	17	15	1	4	6
NOLAN, Connor	2011	4.29	0	0	4	0	0	0/0	0	2.1	2	2	1	3	2	0	0	0	0	0	0	0	0
O'BRIEN, Danny	1973-75	2.25	26	12	59	30	16	3	8	288.1	220	105	72	113	255	--	--	4	13	15	2	--	--
OCHS, Stephen	2005	5.11	0	0	11	0	0	0/0	0	14.1	21	9	8	7	11	1	0	0	3	1	0	0	1
O'DELL, Bo	2007-09	4.74	11	4	45	15	0	0/33	0	112	128	67	59	43	78	27	1	13	6	11	0	6	6
OLSON, Phil	1993-95	3.42	12	7	85	10	1	1/1	15	155.1	129	71	59	78	161	18	2	10	18	16	0	0	5
OPPENHEIM, Steve	1972	4.50	0	0	5	0	0	--	0	6	9	3	3	3	1	--	--	--	--	--	--	--	--
OSBURN, Pat	1970	0.93	12	2	18	17	6	--	--	126.2	73	23	13	61	154	--	--	--	--	--	--	--	--
OWEN, Dan	1975-76	2.89	9	0	13	8	2	2	0	59.2	46	22	19	29	28	--	--	2	6	8	0	--	--
PAINTER, Gary	1989-90	3.62	7	2	21	15	0	0/0	0	82.1	87	42	33	31	80	--	--	5	6	2	1	--	--
PARKER, Geoff	2008-10	4.67	16	5	77	24	0	0/0	4	206	204	123	107	101	193	40	2	21	26	27	1	8	13
PEARSON, Brent	2001	5.25	1	0	11	0	0	0	0	12	11	7	7	9	10	1	0	0	1	0	1	1	0
PETERSON, Mark	2009	6.92	1	0	17	0	0	0/0	0	18.2	23	14	14	15	15	4	0	2	2	1	0	0	3



ALL-TIME PITCHING STATISTICS

Player	Season	ERA	W	L	APP	GS	CG	SHO	Saves	IP	H	R	ER	BB	SO	2B	3B	HR	WP	HP	BK	SFA	SHA
PETERSON, Trent	2001-03	2.97	19	4	55	33	1	0/3	0	224.2	195	104	74	74	204	31	2	12	11	20	3	3	8
PHILLIPS, Tim	1980-82	3.39	17	6	45	24	5	2	0	194	186	96	73	91	118	33	4	12	18	2	1	--	--
PINDER, Chris	1984	0.00	0	0	6	0	0	0	0	6.2	2	0	0	0	6	0	0	0	0	0	0	--	--
POLLACK, Chris	1986-87	3.11	19	7	38	33	7	5	1	214	201	101	74	86	210	14	1	17	5	3	--	--	--
POLLOCK, Bruce	1967	0.00	0	0	1	0	0	0		1.1	0	0	0	0	2	--	--	--	--	--	--	--	--
PORCELLI, Ed	1986-87	4.01	9	1	43	4	1	2	3	101	95	52	45	36	55	7	0	7	5	1	--	--	--
POSEY, Buster	2007-08	1.10	0	0	10	0	0	0/2	6	8.2	7	6	1	4	10	1	0	0	1	1	0	1	0
POSEY, Jack	2009, 11	5.45	0	1	23	0	0	0/0	0	23.1	32	23	14	12	22	7	0	2	5	3	0	1	0
PRICE, Dave	1971-73	2.76	7	3	37	24	3	9	4	124	104	56	38	63	79	--	--	0	0	1	1	--	--
PROCTOR, Scott	1996-98	4.45	10	2	60	12	0	0/5	7	105.2	102	66	52	68	115	17	0	240	21	13	2	3	3
RADZIOWON, Frank	2004	5.00	1	0	11	0	0	0/0	0	9	9	5	5	6	10	1	0	0	1	0	0	0	0
RANEW, Cliff	1964-65	2.30	17	5	26	--	--	--	--	207	165	74	53	79	139	--	--	--	--	--	--	--	--
READ, Robby	2001-02	4.52	18	7	60	33	1	0/2	0	205	194	131	103	87	204	37	2	19	17	36	1	3	13
REIBLING, Mike	1967-69	1.88	6	3	23	11	3	1		91	78	32	19	31	96	--	--	--	--	--	--	--	--
REVAK, Ray	1984-85	3.77	15	10	56	25	4	3	5	212.2	214	115	89	82	125	35	1	23	17	2	0	--	--
RICE, Loren	1951	--	0	0	1	0	0	--	--	3	0	8	--	0	0	--	--	--	--	--	--	--	--
RICE, Marty	1971-74	2.84	29	10	51	35	11	1	1	288	232	115	91	148	164	--	--	3	6	2	2	--	--
RILEY, Jim	1978-79	3.79	14	9	30	29	12	2	0	197.2	216	103	83	71	114	35	10	13	5	7	--	--	--
ROBERTS, Chris	1990-92	3.31	23	8	97	42	9	3/0	0	261.2	254	122	96	105	202	10	0	5	16	10	0	--	--
ROBERTSON, Clay	1987	11.61	0	0	3	0	0	0	0	3.1	6	5	4	2	1	--	--	0	1	0	--	--	--
ROBINSON, Kenny	1991	3.08	5	1	18	7	2	2/--	5	70.2	50	26	24	30	83	--	--	--	2	1	1	--	--
ROMAN, Eric	1999-2002	2.35	4	4	61	0	0	0/2	10	69	51	31	18	33	55	6	1	4	11	14	0	2	0
ROSEN, Danny	2007	5.58	2	2	26	4	0	0/2	8	45.2	45	30	28	19	64	4	1	6	3	6	0	1	4
ROSS, Henry	1961	6.24	1	1	7	--	--	--	--	10.1	17	11	7	7	5	--	--	--	--	--	--	--	--
ROSS, Jack	1960-62	4.15	2	0	10	--	1	--	--	39	47	27	18	25	33	--	--	--	--	--	--	--	--
ROTHSCHILD, Larry	1974-75	3.67	6	3	32	9	2	1	8	93.1	96	48	38	51	74	--	--	2	9	3	0	--	--
RUSHWORTH, Jim	1992	3.37	5	1	15	7	1	1/--	0	48.1	44	20	18	31	53	8	0	3	5	2	0	--	--
SANDERS, Chuck	1952-53	2.07	4	4	13	4	1	0	0	65.2	61	39	15	28	18	--	--	--	--	--	--	--	--
SANTOS, Jerry	1988-89	4.00	6	1	17	11	0	0/0	1	54	63	30	24	31	44	--	--	2	10	0	0	--	--
SAULS, Mark	2004-05	3.28	5	0	15	10	0	0/1	0	52.1	60	34	19	16	49	8	1	4	2	2	2	2	2
SAULS, Mark	2003-05	4.41	17	6	53	41	0	0/1	0	210.1	234	140	103	86	132	40	3	11	13	23	5	7	9
SAULS, Matt	2006	5.52	1	3	9	5	0	0/2	0	21.2	28	15	13	7	15	3	2	2	2	2	0	0	0
SCANTLING, Hunter	2009-12	4.52	14	7	86	21	0	0/5	0	189.2	178	132	95	63	150	35	3	25	10	16	0	8	11
SCARCE, Mac	1970-71	1.30	4	3	45	9	9	0	18	69.1	28	17	10	28	109	--	--	--	--	--	--	--	--
SCHNEIDER, Ed	1980-81	4.27	13	7	26	22	4	1	0	137.1	128	93	65	88	95	20	3	13	16	4	--	--	--
SCHROEFFEL, Scott	1993	5.81	0	0	2	0	0	0/--	0	3.1	6	2	2	2	3	2	0	1	1	0	0	--	--
SCHULTZ, Brian	2004-05	4.32	7	2	34	7	0	0/1	2	77	73	50	37	30	72	14	0	5	6	7	2	2	4
SCOTT, Robby	2010-11	5.11	0	0	24	0	0	0/1	0	14.1	4	6	8	13	15	0	0	1	3	2	1	1	0
SESSIONS, Ed	1950-52	0.00	14	4	19	9	4	--	--	121.1	100	67		68	79	--	--	--	--	--	--	--	--
SHAW, Buddy	1983	9.00	0	0	2	0	0	0	0	1	2	1	1	1	2	0	0	0	1	0	--	--	--
SHOUPPE, Jamey	1981-82	3.78	10	4	60	4	1	0	10	126.1	131	66	53	49	122	29	1	13	7	5	0	--	--
SILVA, Dylan	2013-15	3.75	11	1	60	1	0	0/2	2	91.1	71	47	38	61	111	22	0	5	8	12	1	6	5
SILVESTRI, Ken	1971-72	13.50	0	0	4	0	0	0	1	6	8	9	4	4	--	--	--	--	--	--	--	--	--
SIMMONS, Adam	2011	5.25	1	0	10	0	0	0/0	0	12	10	10	7	10	6	1	0	0	3	1	0	1	1
SIMON, Glen	2003-05	2.16	3	0	12	5	0	0/1	0	29.2	22	9	7	17	24	5	0	0	3	1	1	0	0
SITZ, Scott	2010-13	4.21	23	7	68	43	0	0/6	2	252.1	245	146	118	82	190	46	5	17	7	20	5	12	12
SKOK, Craig	1968-69	1.30	7	6	14	10	3	2	--	83	65	23	12	33	86	--	--	--	--	--	--	--	--
SLADE, Mike	1968-70	2.37	8	2	24	14	3	0	--	110	97	48	29	49	86	--	--	--	--	--	--	--	--
SLUSSER, Frank	1957-58	2.00	10	1	20	4	6	0	0	99	75	31	22	27	79	--	--	--	--	--	--	--	--
SMALLEY, David	1980-83	5.04	15	5	74	9	0	0	3	189.1	172	134	106	121	191	34	1	21	14	5	1	--	--
SMALLEY, Mike	1998-99	5.25	5	1	31	6	0	0/3	0	48	53	33	28	47	51	8	0	7	2	6	0	0	2
SMITH	1977	3.29	5	3	24	3	0	1	1	63	60	31	23	18	64	--	--	0	1	2	0	--	--
SMITH, Chris	2000	0.00	0	0	4	0	0	0/0	0	4.2	2	0	0	3	5	1	0	0	2	2	0	0	0
SMITH, Chris	1999	4.82	1	0	5	2	0	0/0	0	11.2	11	7	6	11	9	0	1	0	1	0	1	1	0
SMITH, Gage	2012-14	2.79	14	4	114	0	0	0/10	5	158	145	57	49	31	95	23	1	4	4	11	0	0	14
SMITH, Jackie	1976	2.28	6	1	14	8	1	1	1	67.2	48	30	17	38	87	--	--	2	2	2	--	--	--
SMITH, John	1964	5.40	0	2	2	--	--	--	--	5	5	7	3	1	0	--	--	--	--	--	--	--	--
SMITH, Ken	1979-80	4.38	6	2	44	8	1	0	7	111	134	68	54	31	67	13	6	11	8	3	--	--	--
SMITH, Kevin	1985	4.45	8	2	26	13	2	1	2	95.1	97	63	47	49	63	14	0	17	7	3	0	--	--
SOROKOWSKI, David	1988-89	3.48	8	1	20	14	2	0/0	0	80.2	77	50	31	42	81	--	--	8	6	2	0	--	--
SPYKER, Ron	1987	21.43	0	0	7	0	0	0	1	4.2	9	11	10	6	7	--	--	1	4	0	--	--	--
STANFORD, Matt	1997	4.46	0	0	11	0	0	0/1	0	10.1	7	6	5	9	4	1	0	45	0	1	0	0	1



ALL-TIME PITCHING STATISTICS

Player	Season	ERA	W	L	APP	GS	CG	SHO	Saves	IP	H	R	ER	BB	SO	2B	3B	HR	WP	HP	BK	SFA	SHA
STEINITZ, Scott	1989-90	3.21	1	0	20	0	0	0/0	1	42.1	38	18	15	12	50	--	--	5	1	3	0	--	--
STOCKS, Nick	1998-99	4.64	20	4	38	31	11	0/1	0	128	176	85	66	98	220	36	0	17	10	20	2	2	5
STRAUSS, Ryan	2005, 07-08	3.93	21	4	55	27	1	0/4	6	192.2	180	98	84	82	143	25	2	17	5	16	0	4	9
STRINGFELLOW, Marv	1965-67	2.88	16	13	40	8	2	0	--	212.2	200	91	68	55	168	--	--	--	--	--	--	--	--
STRODE, Billy	2013-15	2.48	6	1	74	7	0	0/5	15	120	91	35	33	48	128	16	0	2	2	9	1	3	4
SULLIVAN, Len	1967	2.50	1	0	4	0	0	0	--	7.2	8	3	2	1	3	--	--	--	--	--	--	--	--
SULLIVAN, Tom	1954	--	0	0	2	--	--	--	--	3.2	1	--	--	6	3	--	--	--	--	--	--	--	--
SWINDLE, Allen	1980-82	4.90	9	4	25	17	1	1	0	88.1	102	57	48	46	77	12	8	8	1	5	0	--	--
SYLVESTRI, Ken	1975	9.00	0	0	1	0	0	0	0	1	2	1	1	1	0	--	--	--	0	0	0	--	--
TAM, Jeff	1993	4.03	0	2	22	0	0	0/--	1	29	24	14	13	16	29	2	1	4	6	1	0	--	--
TANNER, Bruce	1982-83	4.01	5	1	60	1	0	0	9	92.1	83	44	41	37	60	15	0	7	10	6	0	--	--
TEAGUE, Buddy	1963	9.00	0	0	2	--	--	--	--	4	6	4	4	4	3	--	--	--	--	--	--	--	--
THOMAS, Allen	1962-63	2.61	12	4	24	--	2	--	--	117.2	86	50	34	50	51	--	--	--	--	--	--	--	--
THOMAS, Paul	1985-87	3.05	2	2	30	1	0	0	1	50.1	57	33	17	20	26	5	2	8	1	1	0	--	--
THOMPSON, DiCarlo	2004	8.93	0	0	10	1	0	0/0	0	13.1	14	14	13	14	10	6	0	2	4	1	0	0	1
TREADWAY, Doug	1983-84	4.46	11	3	71	3	0	0	11	125.2	132	74	62	59	99	19	5	12	4	9	0	--	--
TREXLER, David	2010-11	9.54	2	0	11	4	0	0/0	0	15.1	20	20	16	8	17	6	0	0	2	2	0	0	1
TUCKER, John	1961-62	4.47	2	0	8	--	0	--	--	16.1	23	12	8	6	11	--	--	--	--	--	--	--	--
TUCKER, Luke	2006-07	2.25	2	2	35	0	0	0/1	10	40	21	16	10	21	59	2	0	0	3	5	2	2	1
TURNER, Jerry	1961	4.14	1	1	5	--	--	--	--	15.2	20	8	7	12	9	--	--	--	--	--	--	--	--
UNDERHILL, Pat	1989-90	1.50	0	0	6	0	0	0/0	1	12	12	4	2	2	6	--	--	0	1	1	0	--	--
URQUHART, Whitey	1949	0.00	0	0	1	0	0	0	--	0.2	0	1	--	1	0	--	--	--	--	--	--	--	--
VAIL, Derek	2015	10.50	0	0	10	0	0	0/0	0	6	12	7	7	6	3	3	0	1	1	0	0	0	0
VARNES, Blair	1999-2002	3.89	41	10	76	75	3	0	0	446	464	232	193	103	326	79	1	34	18	38	3	9	19
VASQUEZ, Mike	1971	27.00	0	0	2	0	0	0	1	1	1	3	3	0	0	--	--	--	--	--	--	--	--
VIGUE, Ryan	2008-09	9.90	0	0	13	0	0	0/0	0	10	9	12	11	10	9	1	1	1	2	2	0	1	0
VILLANUEVA, Elih	2008	4.01	7	4	17	16	1	0/1	0	101	89	52	45	42	95	21	0	6	1	14	1	5	5
VINCENT, Wayne	1966-68	1.79	25	10	41	20	13	2	--	292	192	84	58	104	289	--	--	--	--	--	--	--	--
VOYLES, Ed	2015	1.48	0	1	6	1	0	0/0	0	6.1	7	2	1	0	5	0	0	1	0	1	0	2	0
VOYLES, Jim	2014-15	2.91	1	1	26	2	0	0/0	0	34	35	18	11	12	30	3	0	3	2	3	1	2	2
WAITS, Bobby	1954, 57	1.62	0	1	7	0	0	0	0	11.1	11	2	2	5	1	--	--	--	--	--	--	--	--
WALKER, Doug	1959	0.80	0	0	1	--	0	--	--	11.2	1	2	1	1	0	--	--	--	--	--	--	--	--
WANISH, John	1987	3.08	2	2	11	4	0	0	0	35.1	32	15	12	16	35	--	--	3	2	1	--	--	--
WARD, Andy	2015	16.36	0	0	2	0	0	0/0	0	1.1	3	2	2	2	2	1	0	0	0	0	0	0	0
WARD, Jim	1965	5.45	2	1	9	--	--	--	--	23.1	30	16	14	7	8	--	--	--	--	--	--	--	--
WASDIN, John	1991-93	3.17	16	4	46	27	1	0/0	1	193.1	170	86	68	73	229	24	2	15	13	5	2	--	--
WAUGH, Mike	2011-12	4.08	5	3	39	1	0	0/3	2	66.1	72	57	30	27	53	7	2	4	2	2	0	2	2
WEAVER, Luke	2012-14	3.08	16	6	49	37	2	1/4	1	245.2	207	93	84	63	244	28	1	19	10	13	3	6	7
WELLS, JR., Steven	2015	0.00	0	0	1	0	0	0/0	0	1	1	0	0	0	2	0	0	0	0	0	0	0	0
WERNKE, Ham	1954	--	1	0	7	--	--	--	--	27.1	26	--	--	18	15	--	--	--	--	--	--	--	--
WHIDDEN, Chris	1999-03	2.91	4	3	86	0	0	0/2	8	96	77	38	31	53	112	14	1	1	16	8	0	4	5
WHIDDEN, Nick	2000	1.63	2	1	26	0	0	0/1	2	33.2	31	9	6	12	38	6	0	1	4	1	0	0	0
WHITMER, Bob	1951	0.00	1	2	3	3	3	--	--	25.1	23	15	--	10	18	--	--	--	--	--	--	--	--
WHITMER, Casey	2007	4.47	1	0	12	0	0	0/1	0	14.1	13	7	7	10	17	3	0	0	1	3	0	0	0
WIGGINS, Dick	1979-80	3.49	20	7	30	27	14	3	0	206.2	218	96	80	52	116	32	10	19	5	5	--	--	--
WILLIAMSON, Gary	1963-64	7.83	1	2	7	--	--	--	--	16.1	15	21	14	18	11	--	--	--	--	--	--	--	--
WILSON, Paul	1992-94	2.37	27	11	56	40	15	6/0	1	304.2	246	100	80	88	299	32	4	11	10	16	2	--	--
WINSTON, Jameis	2013-14	2.25	2	2	41	0	0	0/3	9	60.1	36	18	15	19	52	6	2	1	8	1	2	2	1
WITT, John	1948-50, 52	0.00	15	7	26	20	17	0	--	189.2	175	109	--	70	79	--	--	--	--	--	--	--	--
WOLFER, John	1979-80	4.69	12	0	17	14	4	1	0	92.1	101	52	48	45	50	9	13	4	4	1	--	--	--
WOOD, Austin	2009	6.49	0	0	9	5	0	0/0	0	22.2	24	22	16	25	13	5	0	2	6	2	0	2	6
YOCUM, David	1994-95	2.65	16	5	38	23	2	0/1	2	163.1	135	64	48	63	195	27	2	18	10	6	2	2	2
ZIEGLER, Mike	2000	3.04	10	4	20	20	3	2/1	0	133.2	121	55	45	32	149	19	3	11	9	8	0	5	3
ZIRZOW, Will	2015	4.00	1	0	12	0	0	0/0	0	18	16	9	8	5	15	3	0	0	2	2	0	0	1
ZYLA, AI	1957-59	8.78	0	0	7	0	0	0	0	8.2	10	10	8	1	3	--	--	--	--	--	--	--	--



ALL-TIME COACHING RECORDS

ALL-TIME RECORD: 2,757-1,020-10 (.729)



**1948-51
CHARLIE ARMSTRONG**

YEAR	W-L-T	PCT
1948	9-8-0	.529
1949	11-8-0	.579
1950	13-7-0	.650
1951	13-6-0	.684
TOTALS	46-29-0	.613



**1952-54
RALPH MATHERLY**

YEAR	W-L-T	PCT
1952	17-4-0	.810
1953	13-10-1	.563
1954	13-8-0	.619
TOTALS	43-22-1	.659




**1955-63
DANNY LITWHILER**

YEAR	W-L-T	PCT
1955	17-6-1	.729
1956	25-7-0	.781
1957	22-9-0	.710
1958	20-7-0	.741
1959	22-11-0	.667
1960	13-9-0	.591
1961	21-7-0	.750
1962	23-14-0	.622
1963	27-13-0	.675
TOTALS	190-83-1	.695



**1964-68
FRED HATFIELD**

YEAR	W-L-T	PCT
1964	23-13-0	.639
1965	32-11-1	.739
1966	39-13-0	.750
1967	30-14-0	.682
1968	35-6-0	.854
TOTALS	159-57-1	.735




**1969-74
JACK STALLINGS**

YEAR	W-L-T	PCT
1969	39-12-1	.760
1970	49-9-1	.839
1971	41-16-0	.719
1972	45-23-0	.662
1973	38-21-0	.644
1974	37-25-0	.597
TOTALS	249-106-2	.700



**1975-78
WOODY WOODWARD**

YEAR	W-L-T	PCT
1975	49-10-0	.831
1976	40-16-0	.714
1977	37-13-0	.740
1978	44-18-0	.710
TOTALS	170-57-0	.749



**1979
DICK HOWSER**

YEAR	W-L-T	PCT
1979	43-17-1	.713



**1980-PRESENT
MIKE MARTIN**


YEAR	W-L-T	PCT
1980	51-12-0	.810
1981	56-23-0	.709
1982	56-17-1	.764
1983	55-18-1	.750
1984	55-29-0	.655
1985	59-23-0	.720
1986	61-13-0	.824
1987	55-18-0	.753
1988	50-18-1	.714
1989	54-18-0	.750
1990	57-15-0	.792
1991	57-14-0	.803
1992	49-21-0	.700
1993	46-19-0	.708
1994	53-22-0	.707
1995	53-16-0	.768
1996	52-17-0	.754
1997	50-17-0	.746
1998	53-20-0	.726
1999	57-14-0	.803
2000	53-19-0	.736
2001	47-19-0	.712
2002	60-14-0	.811
2003	54-13-1	.801
2004	45-23-0	.662
2005	53-20-0	.726
2006	44-21-0	.677
2007	45-13-0	.776
2008	54-14-0	.794
2009	45-18-0	.714
2010	48-20-0	.706
2011	46-19-0	.708
2012	50-17-0	.746
2013	47-17-0	.734
2014	43-17-0	.717
2015	44-21-0	.677
TOTALS	1,857-649-4	.741

MIKE MARTIN'S ALL-TIME ASSISTANT COACHES

Chip Baker	1985-02	Bryan Henry	2014	Jim Morris	1980-81
Mike Bell	2012-present	Brian Hoop	2009-10	Jack Niles	1996-97
Jerrod Brown	2004-05	Link Jarrett	2002-03	Brian Rhees	1991-92
Chris Cates	2013	Pete Jenkins	2006-07	Jamey Shouppe	1990-11
Lazer Collazo	1992	Greg Jones	1983	Steve Winterling	1986-91
Rod Delmonico	1984-89, 2008	Jay Kearce	1993		
David Fannin	1981-83	Frank Martello	1988		
Bill Fuller	1980	Mike Martin, Jr.	1998-present		
Mike Futrell	2003-04	Matt Matulia	2011-12		
Randy Gailey	1982-84	Kevin McCray	1994-95		
Rick Hatcher	1984	Joe McFarland	1982		
Jeremy Haynes	2015-present	Jon McFatter	1987		
Keith Hendry	1981	Mike McLeod	1982-89		




FIRST TEAM ALL-AMERICANS




DICK HOWSER 1957-58

The first All-American in Florida State history, Dick Howser led FSU into the District III Playoffs each season from 1956-58, and to the District Championship in 1957. This brilliant shortstop was named All-Region in 1957 and '58 and earned All-America recognition from the ABCA both of those years. In 1956, Howser's .422 batting average set a Florida State season mark. He played professional baseball for Kansas City, Cleveland and the New York Yankees and returned to coach his alma mater to a 43-17-1 record in 1979.




BUDDY TEAGLE 1962

Buddy Teagle, the catcher for the 1962 Seminoles, was honored with ABCA All-America status after a fine offensive and defensive year. He proved to be a threat both at and behind the plate. At the plate, Teagle boasted a .325 batting average. Behind the plate his rifle arm was a threat to all potential base stealers.



MIKE AUGUSTINE 1963

Mike Augustine is literally a Seminole success story. In the 1962 season, he never saw regular playing time until tournament time. The next season, the centerfielder broke a school record for most hits in a season with 58. This 5-9, 150-pound All-American led Florida State to the District III title and a trip to the College World Series.




KEN SUAREZ 1964

For the second time in three seasons, the Seminoles boasted an All-America catcher. In 1962, Buddy Teagle was named All-America and in 1964, Ken Suarez was named to the first team Coaches All-America team. Suarez was the leader of the 1964 Seminoles. He led the team in five offensive departments, including batting average as he hit .404.




JIM LYTTLE 1966

In 1966, Jim Lyttle was named a first team All-American by The Sporting News and the American Baseball Coaches Association. He was also an All-District III NCAA selection. That year, Lyttle rewrote Florida State slugging records. His 13 home runs, 51 RBIs and 131 total bases set school records that lasted for years. He was also a fine defensive outfielder with an arm like a rifle. He played professional baseball with the Yankees, White Sox and Expos.



DICK GOLD 1969


Dick Gold, the team co-captain for the 1969 Seminoles, set many Florida State batting records. His 20 career doubles, 83 career RBIs, 151 career hits and 98 career runs either tied or surpassed the school records of the day. The nine triples he hit in 1969 remains a Florida State mark. Gold was a first team ABCA All-American and a District III team selection.



DICK NICHOLS 1970

Dick Nichols was the leading hitter on the 1970 national runner-up Seminole team that boasted four All-Americans. His batting average of .338 was just above fellow All-American Ron Cash's .335. Nichols, the second baseman for the Tribe, was selected to the All-District III team and earned All-America recognition from The

Sporting News.



GUILLERMO (JUAN) BONILLA 1976


The third baseman for the 1976 Tribe team that went 40-16 under Head Coach Woody Woodward, Guillermo (Juan) Bonilla garnered first team All-America honors from the Coaches Association for his offensive and defensive prowess. Bonilla, a native of Rip Piedras, Puerto Rico, hit nearly .350 for the 1976 Seminoles and ranked second only to fellow All-American Terry Kennedy in RBI and runs scored.



TERRY KENNEDY 1976-77


The Sporting News Player of the Year

Swinging his big bat or crouched behind the plate, Terry Kennedy gave Florida State his best. From 1975-77, he drove in 122 runs and clouted 32 homers. His 64 RBIs, 21 home runs and .810 slugging average were school records in 1976. He earned 1976 All-Region and 1977 all-Metro honors. In both 1976 and '77, he was named a first team All-American by The Sporting News and added Most Valuable Player recognition from the magazine in 1977.



JIM WEAVER 1980

Jim Weaver, the Seminole leftfielder in 1980, was second only to fellow outfielder Mike Fuentes in batting. Weaver's numbers, .372 batting average and 18 home runs, fit perfectly into a powerful hitting team which boasted five players who hit above .350. Weaver also had a team-high 28 stolen bases. He was a member of the All-Metro Conference first team, as well as an All-American by The Sporting News.




MIKE FUENTES 1980-81

Golden Spikes Award

Mike Fuentes went from being cut from the Seminole team to winning the Golden Spikes Award in 1981, symbolizing college baseball's best player. He was FSU's third two-time All-American (ABCA) and also earned first-team recognition from Baseball America. He became the first Seminole to hit .400 in a season when he batted .408 as a junior while leading Florida State into the 1980 College World Series. Fuentes capped a brilliant career with a senior season that included 27 home runs, 81 RBIs and a .360 average. During that year, he broke the NCAA career home run mark, finishing his career with 64.



FIRST TEAM ALL-AMERICANS



JEFF LEDBETTER
1981-82


The Sporting News Player of the Year
Baseball America Player/ Pitcher of the Year

Jeff Ledbetter was nicknamed “Tree Tops” for his monumental blasts into the pine trees behind the right-field wall at Seminole Field. Ledbetter set NCAA and FSU records in almost every offensive category, including home runs in a season (42), career home runs (97), home runs in a game (4), career RBIs (346), total bases in a season (273) and career total bases (346). Ledbetter ended an outstanding 1982 season by being named All-Metro, All-Metro Tournament, Metro Player of the Year, consensus All-American and The Sporting News and Baseball America Player of the Year.



FRANK FAZZINI
1985

A powerful slugger, Frank Fazzini posted outstanding numbers during the 1985 season. His remarkable batting average of .413 was padded with other great statistics including 33 home runs and 118 RBIs. Fazzini’s offensive skills made him a first team All-America choice by the Coaches Association and Baseball America, as well as a member of the All-Metro Conference and All-Metro Tournament teams.



LUIS ALICEA
1986

Florida State’s second baseman in 1986, Luis Alicea literally raked in the awards. He was named to All-America teams by The Sporting News and Baseball America, was the MVP of the NCAA South II Regional Tournament and earned recognition on the College World Series All-Tournament team. With a batting average of .392 and a fielding percentage of .945, Alicea was dangerous both offensively and defensively. These skills made him an integral member of the Seminoles’ College World Series runner-up team.



MIKE LOYND
1986


Golden Spikes Award
Baseball America Player/ Pitcher of the Year

Pitcher Mike Loynd, who led the Seminoles to a 61-13 record and a second place finish in the College World Series, was named the 10th recipient of the Golden Spikes Award in 1986. Loynd won the award after compiling a 20-3 record in a stellar senior season. Loynd was a master at fooling opposing batters, striking out 223 of them. Because of his tremendous numbers, Loynd was a first team ABCA and Baseball America All-American, as well as the Metro Tournament MVP.



RICHIE LEWIS
1986-1987

Richie Lewis, a pitcher from Muncie, Ind., was a fiery strikeout artist who mystified opposing batters. From 1985-87, Lewis struck out 520 batters in 392.2 innings of play. This not only remains a Seminole all time record, but ranks second in the NCAA record book. In 1987, he was chosen to the ABCA, The Sporting News and Baseball America All-America teams.




PEDRO GRIFOL
1991

Pedro Grifol, an All-America catcher, epitomized the spirit of the 1991 College World Series squad. Always competitive, Grifol posted a .344 batting average and a near-perfect .998 fielding average. He led the squad in RBIs with 80 and in home runs with 16. Grifol, a three-year starter at catcher, proved a great target for Seminole pitchers. His ability to frame a pitch and provide leadership behind the plate gave his Florida State teammates a player they could look up to.



CHRIS ROBERTS
1992

Chris Roberts, one of the highest draft picks to ever attend Florida State, was a three year starter in the outfield and on the mound for the Seminoles from 1990-92. Roberts was a 1992 Collegiate Baseball All-American, as well as an All-ACC selection. The Middleburg, Fla., product racked up numerous awards at Florida State, including the 1991 Metro Conference Player-of-the-Year. Roberts hit .301, smashing 32 homeruns and driving in 175 runs. As a pitcher, Roberts posted a 23-8 record with 202 strikeouts. While at Florida State, Roberts started in leftfield for the USA National Team in the summer of 1991 and again at the 1992 Olympic Games in Barcelona. Roberts was selected in the first round of the 1992 June draft, and later signed with the New York Mets.



PAUL WILSON
1994

All-American Paul Wilson made Florida State history by becoming the highest Seminole ever chosen in any professional sport draft, when the right-handed pitcher was named the first overall pick in the 1994 Major League Baseball Amateur Draft. Wilson was selected to the Baseball America and National Collegiate Baseball Writers Association All-American teams, in addition to being tagged All-Atlantic Coast Conference. The Orlando native capped his FSU career by being named one of nine finalists for the Golden Spikes award, presented annually to the top amateur baseball player in the country. Wilson compiled a 27-11 record at FSU with a 2.77 ERA. Along the way he struck out 299 in 304.2 innings of work. Wilson established himself as the ace of the 1993 Team USA pitching staff, starting in nine games.




JONATHAN JOHNSON
1995

Jonathan Johnson led Florida State to its first ever Atlantic Coast Conference championship, as he was named Most Valuable Player of the 1995 tournament for his outstanding performance. Johnson, a 1995 Baseball America All-American, also garnered All-ACC honors. He struck out 391 batters in his career, which ranks fourth on the all-time ACC career list. Johnson compiled a 34-5 record and 2.62 ERA in three years as a starter for the Seminoles. The native of Ocala, Fla., was also chosen as a finalist for the Golden Spikes Award, presented each year to the nation’s top amateur baseball player. Johnson was the seventh pick of the 1995 June draft by the Texas Rangers.




FIRST TEAM ALL-AMERICANS



J.D. DREW* 1996-1997

Golden Spikes Award
Collegiate Baseball Player of the Year
The Sporting News Player of the Year
Baseball America Player of the Year


J.D. Drew rewrote history as he established himself as one of the best hitters in college baseball. Drew was a consensus 1st Team All-American after becoming the only player in Division I baseball history to hit 30 home runs and steal 30 bases. He was named Player of the Year by Baseball America, Collegiate Baseball, *The Sporting News*, and the Atlantic Coast Conference and received the Dick Howser Award given by the American Baseball Coaches Association. Drew was also crowned the Golden Spikes Award winner, given by USA Baseball to the best amateur baseball player. He batted a FSU record .455 in 1997, while becoming one of just three players in Division I college baseball history to record a triple-triple — 100 hits, 100 runs, 100 RBI. Drew broke a total of 17 Florida State and ACC records including FSU season batting average, FSU & ACC career slugging percentage and ACC season and career home runs. Drew highlighted his junior campaign with an FSU record 34-game hitting streak during which he batted .524 with 20 home runs and 62 RBI. Drew was the second pick of the 1997 draft by the Philadelphia Phillies.



JEREMY MORRIS 1997

Jeremy Morris turned in a record-breaking year after returning for his senior season despite being drafted in the ninth round after his junior year. Morris became the Atlantic Coast Conference all-time RBI leader as he finished his senior campaign with 273 in his career. He also set a new Florida State career doubles record with 78.

Morris was selected a 1st Team All-American by Baseball America and *The Sporting News*, and earned 2nd Team honors from Collegiate Baseball, the ABCA and the NCBWA. He also earned All-ACC for the second consecutive season and was named the ACC Tournament Most Valuable Player for his performance in the Seminoles' 1997 conference championship. Morris led Florida State and the ACC in RBIs with 116. He batted .356 with 25 home runs, 22 doubles and 25 stolen bases. Morris was named to both the ACC and NCAA East Regional All-Tournament Teams and was selected ACC Player of the Week three times in 1997.



BRIAN COX 1998

Brian Cox will be remembered as one of the most consistent hitters in Florida State history after ending his senior season on a 25-game hitting streak. The senior centerfielder earned 1st Team All-America distinction from the American Baseball Coaches Association and 1st Team All-ACC honors after leading the Seminoles with a

.393 average, 18 home runs and 87 RBI. Cox batted .682 with four home runs and 15 RBI in the NCAA Atlantic II Regional and garnered NCAA Regional All-Tournament Team honors as he led the Seminoles back to the College World Series. He also set a new Florida State record with 10 consecutive hits in the Liberty, Delaware, and Oklahoma games in regional play. Cox finished the year with 27 doubles for third place on the FSU single-season chart. He was also named to the 2nd Team NCBWA Super Team, ACC All-Tournament Team and 1st Team ABCA All-Atlantic Region Team. Cox earned Atlantic Coast Conference Player of the Week honors three times during the season.



MATT DIAZ 1998, 1999

The Sporting News Freshman of the Year

Matt Diaz followed up one of the most impressive freshman seasons in FSU history with another outstanding campaign as a sophomore in 1999. Diaz was named *The Sporting News* Freshman of the year after hitting .390 with 22 home runs and 84 RBI. The Freshman

All-American was named the 1998 NCAA Atlantic II Regional MVP and hit four home runs in one of those games against Oklahoma. As a sophomore in 1998, Diaz earned first team All-America recognition from the ABCA and NCBWA after hitting .379 with 21 home runs and 94 RBI. With a career batting average of .384, Diaz ranked second only to J.D. Drew on the FSU all-time chart at the end of his career. His career slugging percentage of .700 is sixth in school history and his 43 home runs rank 10th.



CHRIS CHAVEZ 1999

In four seasons as a Seminole, Chris Chavez will be remembered for his ability to step on the mound in any situation and come through with a win. His performance as both a starter and a reliever at the 1999 College World Series will go down as one of the best efforts in FSU history. Chavez, named to the CWS All-Tournament team, got two


of the Seminoles' four wins in Omaha and also recorded a save. He was a first team All-ACC selection and was named a NCBWA first team All-American following a senior year in which he went 8-5 with a 2.17 ERA and totaled five saves. Chavez was also named to the NCAA Tallahassee All-Tournament team. He left FSU third all-time in appearances (109), third in relief appearances (85), sixth in strikeouts (312) and sixth in saves (13).



MARSHALL McDOUGALL* 1999

In his first year as a Seminole, Marshall McDougall became a household name in the baseball circles around the country. McDougall's six home run, 16 RBI, 25 total base performance at Maryland on May 9, 1999 shattered NCAA single game records in all three categories. It wasn't just a one game season for McDougall as he went

on to win the ACC triple crown and ACC Player of the Year honors with a .419 batting average, 106 RBI and 28 home runs. He started all 71 games and led the nation in RBI and hits (126). The Most Outstanding Player at the College World Series, McDougall was a consensus first team All-American and a Golden Spikes and NCBWA/Dick Howser Player of the Year finalist. In the FSU all-time record book, McDougall's 1999 season ranked among the top five in eight individual categories — hits, runs, runs batted in, home runs, doubles, total bases, batting average and slugging percentage.



NICK STOCKS 1999

The ace of Florida State's national championship runner-up team as a sophomore in 1999, Nick Stocks went 13-2 with a 3.25 ERA and 139 strikeouts. Stocks was recognized as a first team All-American by Collegiate Baseball and the NCBWA. He was a member of one of the top Seminole pitching staffs in school history that ended

the year third in the country with a team ERA of 3.18. His single season total of 139 strikeouts is seventh all-time at FSU, while his 20 career starts are tied for sixth. Stocks played on Team USA following a freshman year in which he led the ACC with a 2.35 ERA. A two-time All-ACC first team selection, Stocks was a supplemental first round draft pick of the St. Louis Cardinals in 1999.




FIRST TEAM ALL-AMERICANS




JOHN-FORD GRIFFIN*
2001

One of the top hitters in school history, John-Ford Griffin was named a consensus All-American outfielder as a junior. Griffin led the 2001 Seminoles with a .450 batting average, 19 home runs, 30 doubles and 75 RBI. He was named the ACC Player of the Year and was one of five finalists for the Golden Spikes Award. Griffin's .427 career batting average not only broke J.D. Drew's former school mark of .391, but was also the best in ACC history and the 16th-best in NCAA history. He was named to the ACC All-Tournament team and was voted the most outstanding player at the NCAA Regional in Tallahassee. Griffin signed with the New York Yankees after being drafted with the 23rd pick in the first round of the 2001 MLB Draft.



RYAN BARTHELEMY
2002

The leader of Florida State's 2002 squad, third baseman Ryan Barthelemy put together an outstanding senior season and was named a first team All-American by Collegiate Baseball and the ABCA. He was a first team All-ACC selection and was named to the ACC All-Tournament team as FSU won both the ACC regular season and tournament titles. The Miami native batted .357 and led the team with 17 home runs and 94 RBI. Barthelemy and the 2002 team compiled a 60-14 record and put together a school record 25-game winning streak. The Seminoles also swept Miami and Clemson on the road for the first time in the history of the program. His 33-game hitting streak came up one short of J.D. Drew's record. Barthelemy ended his Florida State career among the school's all-time top five in home runs and RBI. He was selected in the 10th round of the 2002 MLB Draft by the Philadelphia Phillies.



TONY RICHIE
2002

Catcher Tony Richie was named a first team All-American by Baseball America in 2002. A freshman All-American in 2001, Richie followed up with a great sophomore season as he hit .353 with 13 home runs and 75 RBI. He earned Louisville Slugger National Player of the Week honors after going 9-for-14 with four homers and eight RBI in FSU's first-ever sweep at Clemson. He was named the MVP of the NCAA Regional in Tallahassee after hitting .667 (8-for-12) with a .917 slugging percentage. Richie was a first team All-ACC selection and was voted to the ACC All-Tournament team as he helped the Seminoles take home the 2002 ACC championship with a 5-0 record. The Jacksonville native led the team with 27 multi-RBI games on the season.



EDDY MARTINEZ-ESTEVE*
2004

A consensus All-American selection in 2004, Martinez-Estevé came up just two RBI shy from becoming the second Triple Crown winner in ACC baseball history. He led FSU in eight major offensive categories as a sophomore: batting average (.385); slugging percentage (.707); hits (104); RBI (82); doubles (24); home runs (19); total bases (191) and plate appearances (315). Martinez-Estevé hit a team-best .535 vs. left-handed pitchers and also led the squad with a .413 average with runners on base. He batted 1.000 with the bases loaded and collected 25 two-out RBI. His 33 multi-hit games and 21 multi-RBI games were both team-leading marks in 2004. He was named ACC Player of the Week once, selected to the 2004 ACC All-Tournament Team and named to the Dairy Queen Classic All-Tournament team.



SHANE ROBINSON*
2005

Collegiate Baseball Player of the Year

Collegiate Baseball's National Player of the Year in 2005, Shane Robinson put together one of the most remarkable seasons in Seminole baseball history earning consensus first team All-American honors. The Tampa native was just the fifth consensus first team All-American in FSU history and was a candidate for every national player of the year honor. Robinson enjoyed a school record 40-game hitting streak that garnered the sophomore national attention including a resolution passed by the Florida House of Representatives recognizing the streak. It was the ninth longest streak ever in Division I baseball and the second longest in ACC history. After the streak came to an end, the sophomore went on to reach base safely in 17 more games giving him a 57-game streak of reaching base. Robinson became the first player in FSU history to record 100 hits and steal 40 bases in the same season in 2005 and he was also the first player in the nation to reach the 100-hit plateau that year. He led the nation in hits (122) and runs scored (96) as he was one of only two players to finish the season ranked first nationally in two offensive categories. The outfielder finished the season ranked in the top five nationally for hits (122), runs (96), on base percentage (.532), doubles (25), steals (49), steal attempts (56), games played (73) and games started (73) as he was the only player in America to finish in the top five in hits, runs, doubles and stolen bases. Robinson also ranked in the top 10 nationally for walks (57), total bases (173), and batting average (.427). No player in America finished 2005 ranked in the top five of more offensive categories than Robinson.



BRYAN HENRY
2007

The 2007 ACC Pitcher of the Year and All-ACC first team honoree for the third consecutive season, Henry was named a first team All-American by Collegiate Baseball. The senior right hander was a semifinalist for the Golden Spikes Award, Dick Howser Trophy and Roger Clemens Award, while being named a quarterfinalist for the

Brooks Wallace Award. He led the team, among starters, in wins (14) and ERA (2.60) and ranked first in the ACC in wins, innings pitched (117.2) and total strikeouts (117), fourth in ERA, fifth in strikeouts per game (8.95) and opponents batting average (.238). Henry finished his final season with the Seminoles tied for the national lead in wins, while ranking 19th in strikeouts. He won nine straight ACC decisions in the regular season and set a career-high with his 10th win against North Carolina. With his win over Georgia Tech, he became the seventh pitcher at FSU and first since 1985 to win 14 or more games in a season. Henry earned ACC Pitcher of the Week accolades twice as a senior and was one of 10 finalists for the Lowe's Senior Class Award. The Tallahassee, Fla., native led the pitching staff with three pickoffs in 2007. Henry gave up a run or less in nine of his 18 starts, while posting seven or more strikeouts in 10 of those starts.



TONY THOMAS, JR.*
2007


Collegiate Baseball Player of the Year

In a breakout season for the Seminole second baseman, Thomas was named National Player of the Year by Collegiate Baseball and Rivals.com. He garnered Atlantic Coast Conference Player of the Year and All-ACC first team accolades, while being named a finalist for the Golden Spikes Award, Dick Howser Trophy and Brooks Wallace Award in 2007. The Valrico, Fla., native became the first Seminole to register 30 doubles, 100 hits and 30 stolen bases in a single season. He finished his junior campaign with 33 doubles which tied for the second most in a single-season at FSU. Thomas led the ACC in batting average with a .430 mark while ranking first in six other offensive categories (hits/game, run/game, doubles/game, total bases/



FIRST TEAM ALL-AMERICANS

game, on-base percentage and slugging percentage). He also finished in the top 10 in four other categories including stolen bases/game, home runs/game, triples/game and walks per game. The junior second baseman posted 111 hits in 258 at-bats while scoring a team-high 91 runs. He recorded a team-high 11 home runs, while nine of his round trippers came on the road. Thomas reached base safely in 60 of 62 games in 2007 and finished the season with 37 multiple hit games to lead the team. He was named ACC Baseball Player of the Week three times in 2007. Thomas became the sixth consensus first team All-American in Florida State history.




BUSTER POSEY*

2007-2008

Golden Spikes Award, Dick Howser Trophy, Brooks Wallace Award, Johnny Bench Award, Baseball America, Collegiate Baseball, Rivals.com Player of the Year


In his first season behind the plate in 2007, Buster Posey was named a first team All-American by Collegiate Baseball, earned a spot on the All-ACC first team and was a finalist for the Johnny Bench Award, presented to the nation's top collegiate catcher. The sophomore finished the year ranked fifth in the ACC in hitting (.382), second in doubles (21), third in hits (94) and RBI (65) and fourth in runs scored with 66. Following his junior season, Posey would go down as arguably the most decorated player ever to come out of Florida State. He won every major Player of the Year award in 2008 including the Johnny Bench Award, given to the nation's top collegiate catcher. The consensus first team All-American, seventh in school history, finished the season as the national leader in six offensive categories including batting average (.463), hits (119), runs batted in (93), total bases (226), on-base percentage (.566) and slugging percentage (.879). His .463 batting average was the highest recorded in a single-season in Seminole baseball history. In the ACC, Posey led the league in eight categories while ranking in the top 10 in three others en route to being named conference Player of the Year. He became just the fourth student-athlete in ACC history to capture baseball's version of the triple crown as he finished 2008 leading the league in batting average, home runs (26) and RBI. Defensively, the Leesburg, Ga., native started 129 games behind the plate over a two year span. He posted a .989 career fielding percentage as a catcher, registered 12 pickoffs and held opposing runners at bay throwing out 40.8 percent of attempted base stealers.



STEPHEN CARDULLO

2009

In his first year as an everyday starter for the Seminoles in 2009, Stephen Cardullo was named a first team All-American at shortstop by Baseball America. The junior infielder further etched his name in the Florida State record books becoming just the second shortstop in school history to earn first team All-American accolades joining the late Dick Howser (1957 & 1958). Cardullo finished the season hitting .376 in 62 games with 20 doubles, 10 home runs and 51 RBI. The Coral Springs, Fla., native ranked second on the team in hits (89), runs (76) and stolen bases (20), while tying for the team lead in triples with three. He surpassed his career totals in every major offensive category in 2009 en route to being named an All-ACC second team honoree and a semifinalist for the Brooks Wallace Award. After moving to shortstop on March 17, 2009 against Florida, Cardullo came into his own at the position making 47 starts. During that time, FSU responded with a 35-12 mark after beginning the season at 9-6. The move also seemed to spark his offensive production as Cardullo led all players with a .405 average recording nine home runs and 48 RBI during that span. Cardullo put a stamp on the season when he tied the school record and set the NCAA postseason record with a seven-hit performance against Ohio State in the championship game of the Tallahassee Regional.




MIKE MCGEE

2010

John Olerud Two-Way Player of the Year

The first-ever winner of the John Olerud Two-Way Player of the Year Award, Mike McGee garnered first team All-America honors from both Baseball America and the National Collegiate Baseball Writers Association (NCBWA) as a utility player. For the second year in a row, the outfielder/pitcher led the club in home runs and RBI as a junior in 2010. His 17 home runs ranked him sixth in the ACC that year and his 73 RBI placed him fifth in the conference. McGee led the Seminoles with three walk-off hits in 2010 and also had a streak of 12 straight games with an RBI as he drove in 24 runs in those 12 games. McGee batted .328 on the season while slugging .600. On the mound, McGee was 13-of-15 in save opportunities with eight of those 13 saves coming in league play. His 13 saves ranked him third all-time at FSU for saves in a single season. He finished the season with a 4-1 record and an ERA of just 2.96. McGee was named a first team All-ACC selection, a Dick Howser Trophy semifinalist and Golden Spikes Award semifinalist.



SEAN GILMARTIN

2011

NCBWA Freshman Pitcher of the Year (2009)

As the No. 1 starter over his three-year playing career at Florida State, Sean Gilmartin was a two-time All-American earning the distinction in 2009 and 2011. Selected with the 28th overall pick by the Atlanta Braves in the 2011 MLB Draft, Gilmartin finished the 2011 season with a 12-2 record and a 2.09 ERA. He recorded 130 strikeouts while issuing just 21 walks over 120.1 innings of work en route to earning first team All-America honors from Baseball America, NCBWA and Collegiate Baseball. Gilmartin added second team All-America honors from the ABCA to an already impressive resume that same year. He became the Seminoles' Friday night start just three weeks into his freshman season and never relinquished that role until leaving after his junior year to pursue a playing career in Major League Baseball. The southpaw became just the second Seminoles since 2000 to be named an All-American as a freshman, joining Stephen Drew in 2002. Gilmartin went on to garner Freshman Pitcher of the Year accolades from the NCBWA in 2009. The Moorpark, Calif., native left Florida State ranked in the top 10 in career starts (50), innings pitched (330.0), strikeouts (321) and wins (33).




ROBERT BENINCASA

2012

Robert Benincasa emerged as one of college baseball's top closers in 2012 and for his efforts was recognized as a finalist for the NCBWA Stopper of the Year, a first team All-American by Baseball America, NCBWA and Perfect Game, a third team All-American by Louisville Slugger/Collegiate Baseball and a semifinalist for the Dick Howser Trophy. The junior right hander finished the 2012 season with a 4-2 record, 16 saves and a 1.32 ERA in 32 appearances. Benincasa allowed just eight runs, six earned, in 41.0 innings of work as he gave up 24 hits while holding opponents to a .163 batting average. The Tampa, Fla., native posted a strikeout-to-walk ratio of 8.3 as he tallied 58 strikeouts to just seven walks. Benincasa, who was also named a semifinalist for the Dick Howser Trophy and a first team All-ACC honoree, converted 16 of 19 save situations in 2012 and ranked second in the ACC and sixth nationally in saves. His 16 saves were the second most recorded in a single-season in school history and tied for sixth on FSU's career saves list. Of his 16 saves, eight came in one-run games and four more in two-run games. Benincasa was drafted by the Washington Nationals in the seventh round of the 2012 MLB First Year Player Draft.



FIRST TEAM ALL-AMERICANS



JAYCE BOYD
2012

Jayce Boyd earned first team All-America accolades from the ABCA and Perfect Game, while honored as a second team All-American by Louisville Slugger/Collegiate Baseball and the NCBWA in 2012. A native of Cantonment, Fla., Boyd finished the 2012 season as the ACC leader in hits with 96. He also ranked in the top 10 in the league in batting average (.376), doubles (21), RBI (61) total bases (129) and on-base percentage (.452). An All-ACC first team first baseman as a junior in 2012, Boyd hit an ACC-best .381 against league opponents in 30 games. Among national leaders, Boyd ranked in the top 50 in hits (10th), doubles (26th), sacrifice flies (26th), RBI (29th) and batting average (39th). Boyd led the Seminoles in 2012 with 19 multi-RBI games and was second on the team with 28 multi-hit games. He registered the only five-hit game of the season against Rhode Island as he finished the game a triple shy of hitting for the cycle collecting three singles, a double and a home run. Boyd also turned in a solid defensive performance at first base finishing the season with a .988 fielding percentage. He was named a semifinalist for the Golden Spikes Award and was selected in the sixth round of the 2012 MLB First Year Player Draft by the New York Mets.




JAMES RAMSEY*
2012

ABCA Player of the Year

James Ramsey concluded his four-year playing career at Florida State as a two-time All-American earning the honors in 2011 & 2012. The senior captain became the 19th Seminole selected in the first round of the MLB First Year Player Draft when the St. Louis Cardinals picked him with the 23rd overall pick in 2012. Ramsey finished his senior season as the ABCA National Player of the Year and a consensus All-American, the ninth in school history, earning first team honors from the ABCA, Baseball America, the NCBWA, Louisville/Slugger Collegiate Baseball and Perfect Game. The 2012 ACC Player of the Year, Ramsey finished the season ranked in the top 10

in the league in 10 offensive categories while leading in batting average (.378), runs (78), total bases (152), on-base percentage (.513) and slugging percentage (.652). He was the only player in the country to rank in the top 10 in on-base percentage, runs per game, runs and walks. The Alpharetta, Ga., native was a two-time first team CoSIDA/Capital One Academic All-American, named the CoSIDA/Capital One Academic All-America of the Year in 2012 and recognized as the ACC Student-Athlete of the Year in 2011 and 2012. He also went on to win the Lowe's Senior CLASS Award in baseball.



DJ STEWART
2014 & 2015

DJ Stewart collected first team All-America honors from the American Baseball Coaches Association, Baseball America and the NCBWA in 2015 following first team recognition from the ABCA as a sophomore in 2014. Stewart became the 42nd player in Florida State history to be recognized as a first team All-American and the first two-time, first-team All-American since Buster Posey was a repeat first-team honoree in 2007 and 2008. The Yulee, Fla., native closed out the 2015 season leading the team in average (.318), hits (68), home runs (15), runs scored (62), RBI (59), slugging percentage (.593), walks (69) and on-base percentage (.500). He posted single-season career-highs in runs, home runs, slugging percentage, on-base percentage and stolen bases, while leading the nation in walks and walks per game (1.08). In 2014, Stewart ranked in the top 10 in the ACC in eight offensive categories while leading in batting average (.351), on-base percentage (.472) and slugging percentage (.557) en route to earning ACC Player of the Year honors. Stewart finished his FSU career as just the third Seminole in school history to be named a two-time Academic All-American (2014 & 2015). The Seminole outfielder went on to represent the United States of America during the summer of 2014 playing for the U.S. Collegiate National Team. Stewart later became the 22nd first round draft pick in school annals when he was selected with the 25th overall pick in the first round by the Baltimore Orioles in the 2015 MLB First Year Player Draft.

* - denotes consensus All-American





ALL-TIME ALL-AMERICANS

(First team unless otherwise indicated)

YR	PLAYER, POS.	TEAMS MADE	YR	PLAYER, POS.	TEAMS MADE
1957	Dick Howser, SS	ABCA	1993	Link Jarrett, SS	NCBWA (2)
1958	Dick Howser, SS	ABCA		Doug Mientkiewicz, 1B	NCBWA (3), BA (FR-2)
1959	Bob Clem, 2B	ABCA (2)		Jonathan Johnson, P	CB (FR), BA (FR), CB (3)
1961	Jack Dull, 2B	ABCA (3)		Mickey Lopez, 3B	CB (FR-HM)
1962	Buddy Teagle, C	ABCA	1994	Link Jarrett, SS	NCBWA (2)
1963	Mike Augustine, OF	ABCA		Jonathan Johnson, P	NCBWA (2), CB (3), BA (3)
	Woody Woodward, SS	ABCA (3)		Mike Martin, Jr., C	NCBWA (2)
1964	Ken Suarez, C	ABCA		Doug Mientkiewicz, 1B	NCBWA (2)
1966	Jim Lyttle, OF	ABCA, TSN		Jeremy Morris, LF	CB (FR-HM)
1966	Gary Sprague, SS	TSN (2)		Paul Wilson, P	BA, NCBWA, CB (2)
1968	Tom Cook, C	ABCA (3)	1995	Jonathan Johnson, P	BA, CB (2)
1969	Dick Gold, 2B	ABCA, TSN (HM)		David Yocum, OF	BA (2), CB (3)
1970	Dick Nichols, 2B	TSN, ABCA (2)		J.D. Drew, OF	CB (FR), BA (FR)
	Johnny Grubb, OF	TSN (HM)	1996	J.D. Drew, OF	BA, ABCA, CB, NCBWA
	Ron Cash, 3B	TSN (HM)		Jeremy Morris, OF	BA (2), CB (2), NCBWA (2)
	Pat Osburn, P	TSN (HM)		Randy Choate, P	BA (3), CB (3), NCBWA
1972	John Librandi, OF	ABCA (3)		Scott Zech, 2B	ABCA (3), NCBWA (2)
1975	Danny O'Brien, P	ABCA (HM)		Steven "Scooby" Morgan, P	NCBWA (3)
	Randy Davidson, OF	ABCA (HM)	1997	J.D. Drew, OF	BA, ABCA, CB, NCBWA, TSN
	Steve Tebbetts, OF	TSN (HM)		Jeremy Morris, OF	BA, TSN, CB (2), ABCA (2), NCBWA (2)
	Jim Busby, OF	TSN (HM)		Randy Choate, P	BA (2), TSN (2), NCBWA (2), ABCA (2), CB (3)
1976	Terry Kennedy, C	TSN	1998	Brian Cox, OF	ABCA, NCBWA (2)
	Guillermo Bonilla, 3B	ABCA		Jeremy Salazar, C	NCBWA, TSN (2), CB (3)
1977	Terry Kennedy, C	TSN		Matt Diaz, OF	CB (FR), TSN (FR), TSN (3), NCBWA (3)
1978	Blane McDonald, C	ABCA (2)		Wes Crawford, P	TSN (3)
1979	Craig Patterson, 2B	ABCA (2)		Jon McDonald, P	CB (FR), TSN (FR)
1980	Mike Fuentes, OF	ABCA, TSN (2)		Nick Stocks, P	TSN (FR-2), CB (FR-HM)
	Jim Weaver, OF	TSN		Brett Groves, SS	CB (FR-HM)
1981	Mike Fuentes, OF	ABCA, BA, TSN (2)	1999	Chris Chavez, P	NCBWA
	Jeff Ledbetter, DH	TSN, BA (2)		Kevin Cash, 3B	NCBWA (3)
1982	Jeff Ledbetter, OF	ABCA, BA, TSN		Matt Diaz, OF	ABCA, NCBWA, CB (3), BW (2)
1983	Frank Fazzini, OF	BA (FR)		Jon McDonald, P	NCBWA (3)
	Doug Little, P	BA (FR)		Marshall McDougall, 2B	ABCA, NCBWA, CB, BW, BA
1984	Frank Fazzini, OF	BA (3)		Nick Stocks, P	CB, BA (2), ABCA (2)
	Paul Sorrento, OF	BA (FR)		Blair Varnes, P	CB (FR), BA (FR)
	Luis Alicea, 2B	BA (FR)	2000	John-Ford Griffin, OF	CB (2), ABCA (2)
	Ray Revak, P	BA (FR-2)		Matt Lynch, P	CB (FR), BA (FR-3)
1985	Frank Fazzini, OF	ABCA, BA, TSN (2)		Daniel Hodges, P	CB (FR-HM)
	Doug Little, P	BA (2), ABCA (3)	2001	John-Ford Griffin, OF	BW, CB, BA, NCBWA, ABCA
	Luis Alicea, 2B	BA (3)		Tony Richie, C	CB (FR)
	Richie Lewis, P	BA (FR)		Trent Peterson, P	CB (FR-HM)
	Barry Blackwell, C	BA (FR)		Jeff Probst, IF	CB (FR-HM)
1986	Luis Alicea, 2B	BA, TSN, ABCA (2)	2002	Ryan Barthelemy, 3B	BW, CB, ABCA, NCBWA (2), BA (3)
	Mike Loynd, P	ABCA, BA		Stephen Drew, SS	BA (2), BA (FR), CB (FR)
	Richie Lewis, P	BA		Tony Richie, C	BA (1), CB (3), NCBWA (3)
	Bien Figueroa, SS	BA (2)		Matt Lynch, P	CB (2), BW (2), ABCA (2)
	Paul Sorrento, OF	BA (2)	2003	Tony Richie, C	BW (2), CB (2), ABCA (2), NCBWA (3)
1987	Richie Lewis, P	BA, TSN, ABCA (2)		Trent Peterson, P	CB (2), ABCA (2)
	Ed Fulton, C	BA (3), ABCA (3)		Stephen Drew, SS	BA (3), CB (3)
1988	Ricky Kimball, P	BA (FR)		Daniel Davidson, P	CB (3)
1989	Allen Bevis, 2B	BA (FR-2)		Daniel Hodges, P	ABCA (2)
	Pedro Grifol, C	BA (FR-2)		Mark Sauls, P	CB (FR)
1990	Brad Gregory, P	ABCA (2)		Eddy Martinez-Esteve, 3B	CB (FR)
	Gar Finnvoold, P	BA (2)	2004	Ryne Malone, INF	CB (FR)
	Marc Ronan, P	BA (2)		Brian Schultz, P	CB (FR)
	Roger Bailey, P	BA (FR-2)		Eddy Martinez-Esteve, 3B/OF	ABCA, BA, CB, NCBWA
	Chris Roberts, OF	BA (FR-2)		Stephen Drew, SS	BA (2), ABCA (3), CB (3), NCBWA (3)
1991	Pedro Grifol, C	ABCA, BA	2005	Shane Robinson, OF	BA, ABCA, NCBWA, CB
	Eduardo Perez, 1B	ABCA (2), BA (3)		Tyler Chambliss, P	NCBWA (3)
	Chris Roberts, OF	BA (3)			
1992	Chris Roberts, OF	BA, ABCA (2)			
	Roger Bailey, P	BA (2), ABCA (3)			



NATIONAL AWARD WINNERS

YR	PLAYER, POS.	TEAMS MADE
2006	Shane Robinson, OF Tyler Chambliss, P Buster Posey, SS	CB (3), NCBWA (2), CBF NCBWA (3) CB (FR)
2007	Tony Thomas, Jr., 2B Bryan Henry, P Buster Posey, C Mark Hallberg, SS Jason Stidham, 3B	CB, R, NCBWA, ABCA, BA CB, ABCA, R (2), NCBWA (3), BA (3) CB, BA (2), ABCA (3) ABCA (3) CB (FR), R (FR), BA (2-FR)
2008	Buster Posey, C Matt Fairel, P Stuart Tapley, 3B Tyler Holt, OF Mike McGee, UT	ABCA, BA, CB, NCBWA, R NCBWA (2) CB (FR), R (FR), NCBWA (2-FR) NCBWA (2-FR) R (FR), NCBWA (2-FR)
2009	Stephen Cardullo, SS Tyler Holt, OF Mike McGee, UT Sean Gilmartin, P	BA BA (2), CB (2), NCBWA (2) BA (2), NCBWA (3) NCBWA (2), CB (3), ABCA (3), BA (FR), R (FR)
2010	Mike McGee, UT Mike McGee, RP Tyler Holt, OF	BA, NCBWA CB (3) BA (2), CB (2)
2011	Sean Gilmartin, P James Ramsey, OF	BA, CB, NCBWA, ABCA (2) ABCA (3), BA (3), NCBWA (3)
2012	Robert Benincasa, P Jayce Boyd, 1B James Ramsey, OF Devon Travis, 2B Mike Compton, P Brandon Leibrandt, P	BA, NCBWA, PG, CB (3) ABCA, PG, CB (2), NCBWA (2) ABCA, BA, CB, NCWA, PG CB (2) CB (FR), NCBWA (FR), BA (2-FR), PG (2-FR) BA (FR), CB (FR), PG (FR)
2013	Scott Sitz, P DJ Stewart, OF	CB (3) BA (FR), CB (FR), NCBWA (FR), PG (FR)
2014	DJ Stewart, OF Luke Weaver, P	ABCA, BA (2), CB (2), NCBWA (2), PG (2) CB (3)
2015	DJ Stewart, OF Billy Strode, P Dylan Busby, 3B	ABCA, BA, NCBWA, D1 (2), PG (2) NCBWA (3) CB (FR)

KEY: ABCA-American Baseball Coaches Association, BA-Baseball America, TSN-The Sporting News, NCBWA-National Collegiate Baseball Writers Association, CB-Collegiate Baseball, BW-Baseball Weekly, R-Rivals.com, PG-Perfect Game, D1 - D1Baseball.com, FR-Freshman All-America Team, HM-Honorable Mention.

ACADEMIC ALL-AMERICANS

(Selected by the College Sports Information Directors of America)

Greg Gromek, SS	1970 (1), 1971 (1)
Carl Gromek, P	1970 (1)
Dick Nichols, INF	1970 (2)
Danny O'Brien, P	1975 (1)
Tommy Zoeller, 1B	1985 (3)
Gar Finnfold, P	1989 (1)
Matt Diaz, OF	1999 (3)
Buster Posey, C	*2008 (1)
James Ramsey, OF	2011 (1), *2012 (1)
Gage Smith, P	2014 (2)
DJ Stewart, OF	2014 (3), 2015 (2)
Mike Compton, P	2015 (3)
Josh Delph, OF	2015 (3)

* named Academic All-America of the Year

NATIONAL PLAYER/PITCHER OF THE YEAR

1977	Terry Kennedy, C	Sporting News
1981	Mike Fuentes, OF	Golden Spikes Award
1982	Jeff Ledbetter, 1B/P	Sporting News, Baseball America
1986	Mike Loynd, P	Golden Spikes Award, Baseball America
1997	J.D. Drew, OF	Collegiate Baseball, Baseball America, Sporting News, Dick Howser Award, American Baseball Coaches Association, Golden Spikes Award
2005	Shane Robinson, OF	Collegiate Baseball
2007	Tony Thomas, Jr., 2B	Collegiate Baseball, Rivals.com
2008	Buster Posey, C	ABCA, Baseball America, Brooks Wallace Award, Collegiate Baseball, Dick Howser Trophy, Golden Spikes Award, Johnny Bench Award, Rivals.com
2012	James Ramsey, OF	American Baseball Coaches Association



Johnny Bench & Buster Posey

NATIONAL ROOKIE OF THE YEAR

1998	Matt Diaz, OF	The Sporting News
1999	Blair Varnes, P	Collegiate Baseball
2002	Stephen Drew, SS	Baseball America
2009	Sean Gilmartin, P	NCBWA - Pitcher

JOHN OLERUD TWO-WAY PLAYER OF THE YEAR


2010	Mike McGee	Outfield/Pitcher
------	------------	------------------

RAWLINGS GOLD GLOVE AWARD

2008	Buster Posey	Catcher
2009	Tyler Holt	Outfield
2012	Sherman Johnson	Third Base
2014	Luke Weaver	Pitcher



NATIONAL PLAYERS OF THE YEAR



TERRY KENNEDY • 1977



MIKE FUENTES • 1981



JEFF LEDBETTER • 1982



MIKE LOYND • 1987



J.D. DREW • 1997



SHANE ROBINSON • 2005



TONY THOMAS JR. • 2007



BUSTER POSEY • 2008



JAMES RAMSEY • 2012




GOLDEN SPIKES AWARD

The Golden Spikes is presented annually to the top amateur baseball player in the country as selected by a special committee for the United States Baseball Federation.

For the past 38 years, USA Baseball has honored the top amateur baseball player in the country with the Golden Spikes Award (see winners box). The award is presented each year to the player who exhibits exceptional athletic ability and exemplary sportsmanship. Past winners of this prestigious award include Major League Baseball stars Stephen Strasburg, Jered Weaver, Tim Lincecum, David Price and Florida State's Buster Posey.

The Golden Spikes Award is sponsored by Major League Baseball underscoring the commitment of the league to the grassroots development of baseball programs, particularly for youth, around the world.

USA Baseball is the national governing body of amateur baseball in the United States. The organization selects and trains the USA Baseball National Team, the USA Baseball Junior National Team (18-under), and the USA Baseball Youth National Team (16-under), which participate in various national and international competitions each year.



Mike Fuentes
Outfielder - 1981

MIKE FUENTES' PROFILE

POSITION: CENTER FIELD
BATS: RIGHT THROWS: RIGHT
SCHOOL: FLORIDA STATE
HEAD COACH: MIKE MARTIN
BORN: JULY 11, 1958
HOME: CORAL GABLES, FL

CAREER STATISTICS

YEAR	TEAM	G	AVG	AB	R	H	2B	3B	HR	RBI	BB	SO	SB
1978	FSU	8	.333	6	5	2	1	0	0	2	3	1	0
1979	FSU	61	.366	213	63	78	13	3	16	20	23	46	43
1980	FSU	61	.408	233	84	95	12	3	21	79	9	34	46
1981	FSU	78	.353	300	92	106	10	0	27	83	53	45	22
TOTALS		208	.365	752	244	281	36	6	64	184	88	126	111

AMATEUR HIGHLIGHTS

- 1981 Drafted 2nd Round by Montreal Expos
- 1980-81 Broke NCAA Career Home Run Record - 64 HR
- 1981 ABCA, Baseball America, and Sporting News All-American
- 1981 Metro Conference Tournament MVP
- 1981 All-Metro Conference
- 1980 ABCA & Sporting News All American
- 1980 First Florida State player to hit .400 in a season
- 1980 College World Series
- 1980 Metro Conference Tournament MVP
- 1980 All-Metro Conference

GOLDEN SPIKES AWARD WINNERS

2015	Andrew Benintendi	Arkansas
2014	A.J. Reed	Kentucky
2013	Kris Bryant	San Diego
2012	Mike Zunino	Florida
2011	Trevor Bauer	UCLA
2010	Bryce Harper	Southern Nevada
2009	Stephen Strasburg	San Diego State
2008	Buster Posey	Florida State
2007	David Price	Vanderbilt
2006	Tim Lincecum	Washington
2005	Alex Gordon	Nebraska
2004	Jered Weaver	Long Beach State
2003	Rickie Weeks	Southern
2002	Khalil Greene	Clemson
2001	Mark Prior	Southern California
2000	Kip Bouknight	South Carolina
1999	Jason Jennings	Baylor
1998	Pat Burrell	Miami
1997	J.D. Drew	Florida State
1996	Travis Lee	San Diego State
1995	Mark Kotsay	Cal State Fullerton
1994	Jason Varitek	Georgia Tech
1993	Darren Dreifort	Wichita State
1992	Phil Nevin	Cal State Fullerton
1991	Mike Kelly	Arizona State
1990	Alex Fernandez	Miami-Dade South
1989	Ben McDonald	Louisiana State
1988	Robin Ventura	Oklahoma State
1987	Jim Abbott	Michigan
1986	Mike Loynd	Florida State
1985	Will Clark	Mississippi State
1984	Oddibe McDowell	Arizona State
1983	Dave Magadan	Alabama
1982	Augie Schmidt	New Orleans
1981	Mike Fuentes	Florida State
1980	Terry Francona	Arizona
1979	Tim Wallach	Cal State Fullerton
1978	Bob Horner	Arizona State



Mike Loynd
Pitcher - 1986

MIKE LOYND'S PROFILE

POSITION: PITCHER
BATS: RIGHT THROWS: RIGHT
SCHOOL: FLORIDA STATE
HEAD COACH: MIKE MARTIN
BORN: MARCH 26, 1964
HOME: SHORT HILLS, NJ

CAREER STATISTICS

YEAR	TEAM	APP	GS	CG	W-L	IP	R	ER	H	BB	SO	ERA
1984	FSU	26	15	2	12-3	108	73	56	106	46	79	4.68
1985	FSU	20	19	1	13-4	119	56	46	103	63	113	3.47
1986	FSU	25	24	5	20-3	165	63	45	136	57	223	2.45
TOTALS		71	58	8	45-10	392	192	147	345	166	415	3.37

AMATEUR HIGHLIGHTS


- 1986 Major League Debut: July 24, 1986
- 1986 Drafted 7th Round by Texas Rangers
- 1986 Led nation with a Florida State school record 223 strikeouts
- 1986 Florida State record 20 wins
- 1986 College World Series Runner Up
- 1986 Baseball America Player/Pitcher of the Year
- 1986 Consensus All-American
- 1986 Metro Conference Tournament MVP
- 1985 Drafted 12th round by Baltimore Orioles
- 1985 All-Metro Conference Team
- 1984 US Olympic Team Alternate



GOLDEN SPIKES AWARD



J.D. Drew, Mike Martin, Mike Fuentes and Mike Loynd



J.D. Drew
Outfielder - 1997

J.D. DREW'S PROFILE


POSITION: OUTFIELDER
 BATS: LEFT THROWS: RIGHT
 SCHOOL: FLORIDA STATE
 HEAD COACH: MIKE MARTIN
 BORN: NOVEMBER 20, 1975
 HOME: HAHIRA, GA

CAREER STATISTICS

YEAR	TEAM	G	AVG	AB	R	H	2B	3B	HR	RBI	BB	SO	SB
1995	FSU	64	.325	209	54	68	7	3	17	63	36	54	11
1996	FSU	69	.386	241	90	93	17	5	21	94	55	53	10
1997	FSU	67	.455	233	110	106	15	5	31	100	84	37	32
TOTAL		200	.391	683	254	267	39	13	69	257	175	144	53

AMATEUR HIGHLIGHTS

- 1997 Second overall pick in MLB Draft by Philadelphia Phillies
- 1997 Dick Howser Award winner
- 1997 Broke 17 Florida State and ACC offensive records
- 1997 Triple-Triple (100 Hits – 100 Runs – 100 RBI)
- 1997 College baseball's first 30 HR – 30 SB season
- 1997 Baseball America, Collegiate Baseball and Sporting News National Player of the Year
- 1997 Consensus First Team All-American
- 1997 ACC Player of the Year
- 1996 Voted CWS 50th Year Team
- 1996 Florida State record 34-game hitting streak (at the time)
- 1996 Member of Team USA
- 1996 First Team All-ACC
- 1996 First Team All-American
- 1995 Freshman All-American
- 1995 CWS All Tournament Team



Buster Posey
Catcher - 2008

BUSTER POSEY'S PROFILE

POSITION: CATCHER
 BATS: RIGHT THROWS: RIGHT
 SCHOOL: FLORIDA STATE
 HEAD COACH: MIKE MARTIN
 BORN: MARCH 27, 1987
 HOME: LEESBURG, GA

CAREER STATISTICS

YEAR	TEAM	G	AVG	AB	R	H	2B	3B	HR	RBI	BB	SO	SB
2006	FSU	65	.346	246	58	85	14	2	4	48	38	45	9
2007	FSU	62	.382	246	66	94	21	2	3	65	32	27	4
2008	FSU	68	.463	257	89	119	21	4	26	93	57	29	5
TOTALS		195	.398	749	213	298	56	8	33	206	127	101	18

AMATEUR HIGHLIGHTS

- 2008 Fifth overall pick in MLB First Year Player Draft to San Francisco Giants
- 2008 Winner of the Golden Spikes Award, Dick Howser Trophy, Brooks Wallace Award and Johnny Bench Award
- 2008 Baseball America, Collegiate Baseball and Rivals.com National Player of the Year
- 2008 ACC Player of the Year, All-ACC First Team, ACC All-Tournament Team
- 2008 NCAA Tallahassee Regional Most Outstanding Player, All-Region team
- 2008 Set FSU single-season batting average at .463
- 2008 ACC triple crown winner – .463 AVG, 26 HR, 93 RBI
- 2008 Consensus First Team All-American
- 2008 Winner of the Rawlings Gold Glove Award at catcher
- 2008 CoSIDA/ESPN the Magazine Academic Player of the Year
- 2008 First Team Academic All-American
- 2008 ACC Baseball Scholar Athlete of the Year, ACC Academic Team, ACC Honor Roll
- 2008 Team captain
- 2007 Collegiate Baseball First Team All-American
- 2007 Finalist for the Johnny Bench Award
- 2007 All-ACC First Team
- 2007 NCAA Tallahassee All-Region team
- 2006 Louisville Slugger Freshman All-American
- 2006 ACC All-Tournament Team



ACC ACCOLADES

1992

UT	Chris Roberts - JR	FT
OF	Ty Mueller - JR	ST
P	Roger Bailey - JR	ST
P	Tim Davis - SR	ST

1993

P	Paul Wilson - SO	ST
DH	Mike Schmitz - JR	ST

1994

2B	Mickey Lopez - SO	FT
P	Paul Wilson - JR	FT
1B	Doug Mientkiewicz - SO	ST
SS	Link Jarrett - SR	ST
C	Mike Martin, Jr. - JR	ST
P	Jonathan Johnson - SO	ST

1995

P	Jonathan Johnson - JR	FT
1B	Doug Mientkiewicz - JR	ST
2B	Mickey Lopez - JR	ST
OF	Randy Hodges - SR	ST
P	David Yocum - SO	ST
P	Phil Olson - JR	ST

1996

2B	Scott Zech - JR	FT
SS	Brooks Badeaux - SO	FT
OF	J.D. Drew - SO	FT
OF	Jeremy Morris - JR	FT
P	Chuck Howell - JR	ST

1997

OF	J.D. Drew - JR	FT
OF	Jeremy Morris - SR	FT
P	Randy Choate - JR	FT
2B	Scott Zech - SR	ST
3B	Geoff Sprague - SR	ST
P	Zach Diaz - SO	ST

1998

OF	Brian Cox - SR	FT
C	Jeremy Salazar - SR	FT
OF	Matt Diaz - FR	ST
P	Jon McDonald - R-FR	ST

1999

2B	Marshall McDougall - JR	FT
OF	Matt Diaz - SO	FT
P	Chris Chavez - SR	FT
P	Nick Stocks - SO	FT
3B	Kevin Cash - JR	ST
P	Jon McDonald - R-SO	ST

2000

OF	Chris Smith - SO	FT
UT	Marshall McDougall - SR	FT
DH	John Ford-Griffin - SO	FT
P	Mike Ziegler - JR	FT
1B	Ryan Barthelemy - SO	ST

2001

1B	Ryan Barthelemy - JR	FT
OF	John Ford-Griffin - JR	FT
SP	Blair Varnes - JR	FT
OF	Karl Jernigan - SR	ST
SP	Matt Lynch - SO	ST
RP	Justin Lord - JR	ST

2002

3B	Ryan Barthelemy - SR	FT
C	Tony Richie - SO	FT
SP	Matt Lynch - JR	FT
1B	Jerrold Brown - JR	ST
SS	Stephen Drew - FR	ST
OF	Tony McQuade - SO	ST
OF	Nick Rogers - SR	ST

2003

SS	Stephen Drew - SO	FT
OF	Tony McQuade - JR	FT
P	Trent Peterson - JR	FT
1B	Jerrold Brown - SR	ST
C	Tony Richie - JR	ST
P	Daniel Davidson - SR	ST
P	Daniel Hodges - SR	ST
P	Matt Lynch - SR	ST

2004

SS	Stephen Drew - JR	FT
OF	Eddy Martinez-Esteve - SO	FT
2B	Bryan Zech - SR	ST
P	Rhett James - SR	ST
INF	Ryne Malone - FR	ST

2005

P	Bryan Henry - SO	FT
OF	Shane Robinson - SO	FT
P	Tyler Chambliss - SO	ST
C	Aaron Cheesman - R-SR	ST
P	Kevin Lynch - SR	ST
1B	Ryne Malone - SO	ST

2006

P	Bryan Henry - JR	FT
OF	Shane Robinson - JR	FT
P	Tyler Chambliss - JR	ST

2007

SS	Mark Hallberg - JR	FT
P	Bryan Henry - SR	FT
C	Buster Posey - SO	FT
OF	Jack Rye - JR	FT
3B	Jason Stidham - FR	FT
2B	Tony Thomas, Jr. - JR	FT
OF	Mark Gildea - R-SO	ST

2008

C	Buster Posey - JR	FT
OF	Jack Rye - SR	FT
P	Elih Villanueva - JR	FT
SS	Tony Delmonico - JR	ST
P	Matt Fairrel - SO	ST

2009

OF	Tyler Holt - SO	FT
P	Sean Gilmartin - FR	FT
SS	Stephen Cardullo - JR	ST
UT	Mike McGee - SO	ST
2B	Jason Stidham - JR	ST

2010

OF	Tyler Holt - SO	FT
UT	Mike McGee - SO	FT

2011

2B	Devon Travis - SO	FT
OF	James Ramsey - JR	FT
UT	Mike McGee - JR	FT
P	Sean Gilmartin - JR	FT
C	Rafael Lopez - SR	ST
RP	Daniel Bennett - SR	ST

2012

RP	Robert Benincasa - JR	FT
1B	Jayce Boyd - JR	FT
OF	James Ramsey - SR	FT
2B	Devon Travis - JR	FT
SP	Mike Compton - FR	ST

2013

SP	Scott Sitz - SR	FT
C	Stephen McGee - JR	ST
OF	DJ Stewart - FR	ST
SP	Luke Weaver - SO	ST

2014

3B	Jose Brizuela - JR	FT
1B	John Nogowski - JR	FT
OF	DJ Stewart - SO	FT
SP	Luke Weaver - JR	FT
DH	Josh Delph - JR	TT
RP	Gage Smith - SR	TT

2015

OF	DJ Stewart - JR	FT
RP	Billy Strode - SR	ST
1B	Quincy Nieporte - SO	TT

FT- First Team; ST-Second Team; TT- Third Team

ACC PLAYER OF THE YEAR

1997	J.D. Drew	OF
1999	Marshall McDougall	2B
2001	John Ford-Griffin	OF
2007	Tony Thomas, Jr.	2B
2008	Buster Posey	C
2012	James Ramsey	OF
2014	DJ Stewart	OF

ACC PITCHER OF THE YEAR

2007	Bryan Henry	RHP
------	-------------	-----

ACC COACH OF THE YEAR

Mike Martin	1996, 1998, 1999, 2001, 2007, 2009, 2012
-------------	---

ACC SCHOLAR ATHLETE OF THE YEAR

2008	Buster Posey	JR	C
2011	James Ramsey	JR	OF
2012	James Ramsey	SR	OF
2013	Gage Smith	JR	RP
2014	Gage Smith	SR	RP

ACC WEAVER-JAMES-CORRIGAN POSTGRADUATE SCHOLARSHIP AWARD RECIPIENTS

Matt Lynch~	2003
Aaron Cheesman	2005

~ denotes honorary award recipient



ACC ACCOLADES

ALL-ACC ACADEMIC TEAM

2006 (6)

Bryan Henry	JR	RHP
Michael Hyde	JR	RHP
Buster Posey	FR	SS
Jack Rye	SO	OF
Ryan Strauss	SO	OF
Luke Tucker	JR	RHP

2007 (7)

Travis Anderson	SR	OF
Mark Gildea	SO	OF
Mark Hallberg	JR	SS
Bryan Henry	SR	RHP
Michael Hyde	SR	RHP
Tommy Oravetz	SO	UT
Buster Posey	SO	C

2008 (6)

Matt Fairel	SO	P
Tommy Oravetz	JR	DH
Buster Posey	JR	C
Jack Rye	SR	OF
Ryan Strauss	SR	P
Stuart Tapley	FR	3B

2009 (2)

Tyler Holt	SO	OF
Tommy Oravetz	SR	DH

2010 (6)

Tyler Everett	JR	P
John Gast	JR	P
Tyler Holt	JR	OF
James Ramsey	SO	OF
Devon Travis	FR	2B
Stuart Tapley	JR	DH

2011 (4)

Robert Benincasa	SO	P
Parker Brunelle	SR	C
James Ramsey	JR	OF
Devon Travis	SO	2B

2012 (9)

Robert Benincasa	JR	P
Mike Compton	FR	P
Brandon Leibrandt	FR	P
Stephen McGee	SO	C
Peter Miller	SO	P
Seth Miller	JR	OF
James Ramsey	SR	OF
Gage Smith	SO	P
Devon Travis	JR	2B

2013 (6)

Josh Delph	SO	OF
Brandon Leibrandt	SO	P
Stephen McGee	JR	C
Peter Miller	JR	P
Seth Miller	SR	OF
Gage Smith	JR	P

2014 (8)

Mike Compton	SO	P
Josh Delph	JR	OF/DH
Ben DeLuzio	FR	OF
Justin Gonzalez	SR	SS
John Sansone	SO	2B
Gage Smith	SR	P
Billy Strode	JR	P
Luke Weaver	JR	P

2015 (6)

Mike Compton	JR	RHP
Josh Delph	SR	OF
Ben DeLuzio	SO	OF
Bryant Holtmann	SR	LHP
Chris Marconcini	SR	DH
DJ Stewart	JR	OF

ACC ACADEMIC HONOR ROLL FIVE-TIME HONOREE

Aaron Cheesman	2001, 2002, 2003, 2004, 2005
Parker Brunelle	2008, 2009, 2010, 2011, 2012
Chris Whidden	1999, 2000, 2001, 2002, 2003

FOUR-TIME HONOREE

Mike Compton	2012, 2013, 2014, 2015
Josh Delph	2012, 2013, 2014, 2015
Peter Miller	2011, 2012, 2013, 2014
James Ramsey	2009, 2010, 2011, 2012
Eric Roman	1999, 2000, 2001, 2002
Jack Rye	2005, 2006, 2007, 2008
Mark Sauls	2003, 2004, 2005, 2006
Gage Smith	2010, 2012, 2013, 2014
Ryan Strauss	2005, 2006, 2007, 2008

THREE-TIME HONOREE

Ryan Barthelemy	2000, 2001, 2002
John Bentley	1999, 2000, 2001
Tyler Everett	2008, 2009, 2010
Christopher Ginn	1998, 1999, 2001
Justin Gonzalez	2010, 2011, 2013
Bryan Henry	2005, 2006, 2007
Bryant Holtmann	2013, 2014, 2015
Lee Howard	2012, 2013, 2014
Michael Hyde	2005, 2006, 2007
Brandon Johnson	2011, 2012, 2013
Matt Lynch	2000, 2001, 2002
Stephen McGee	2010, 2011, 2013
Seth Miller	2011, 2012, 2013
Ruairi O'Connor	2007, 2008, 2009
Tommy Oravetz	2007, 2008, 2009
Buster Posey	2006, 2007, 2008
Josh Spivey	2005, 2006, 2007
DJ Stewart	2013, 2014, 2015
Billy Strode	2013, 2014, 2015
Blair Varnes	2000, 2001, 2002
Luke Weaver	2012, 2013, 2014
Nick Whidden	1999, 2000, 2001
Zach Diaz	1996, 1998, 1999

TWO-TIME HONOREE

Travis Anderson	2006, 2007
Brooks Badeaux	1997, 1998
Michael Bell	1994, 1995
Robert Benincasa	2011, 2012
Kenny Burkhead	2013, 2014
Stephen Cardullo	2008, 2009
Michael Chevalier	2001, 2002
Charles Cleveland	2005, 2006
Ben DeLuzio	2014, 2015
Matt Diaz	1998, 1999
Matt Fairel	2007, 2008
Evan Geist	2011, 2012
Mark Gildea	2005, 2007
Chris Hart	1999, 2003
Terrence Henderson	1997, 1998
Tyler Holt	2009, 2010
Rhett James	2003, 2004
Link Jarrett	1993, 1994
Trent Jarvis	2004, 2007
Marc Lamacchia	2002, 2003
Brandon Leibrandt	2012, 2013
Blair McCaleb	2001, 2002
Sean O'Brien	2011, 2012
Phil Olson	1993, 1995

Shane Robinson	2004, 2006
John Sansone	2014, 2015
Michael Smalley	1998, 1999
Stuart Tapley	2008, 2010
Devon Travis	2010, 2011
Luke Tucker	2006, 2007
Ryan Vigue	2008, 2009
James Winston	2013, 2014
Matt Woodward	1995, 1998

ONE-TIME HONOREE

Giovanni Alfonzo	2013
Blake Balkcom	2003
Tye Buckley	2011
Brian Busch	2012
Brian Chambers	2007
Ohmed Danesh	2010
Marcus Davis	2013
Alex Deise	2015
Timmy Delph	2015
Daniel Diaz	2006
Michael DiBlasi	1999
Danny Dichter	1993
J.D. Drew	1997
John Gast	2008
Sean Gilmartin	2010
Caleb Graham	2007
Brett Groves	2000
Mark Hallberg	2007
Scott Hudson	1997
Cobi Johnson	2015
Sherman Johnson	2011
Andrew Karp	2015
Brian Kelley	2005
Brian Kraft	2000
Kevin Krietemeyer	1993
William Lawrence	1993
Justin Lord	2001
Rafael Lopez	2011
Kevin Lynch	2005
Corben Madden	2010
Ryne Malone	2006
Neil Malpass	2006
Chris Marconcini	2015
Brent Marsh	2006
Miike Martin, Jr.	2005
Mike McGee	2011
Tony McQuade	2001
Gary Merians	2012
Justin Miller	2002
Ladson Montgomery	2014
Kyle Mulligan	1997
Kyle Patrick	2003
Mark Peterson	2008
Jack Posey	2008
Jordan Priddle	2012
Bobby Rauh	2007
Derek Reams	1993
Rocky Roquet	2002
Sam Scott	1999
Chad Sheffer	1993
Scott Sitz	2011
Richie Smith	2002
Nick Stocks	1999
Clint Thigpen	1999
Scott Thorson	2007
David Trexler	2010
Hank Truluck	2015
Derek Vail	2015
Dean Vinson	1995
Andy Ward	2015
Colby Weaver	1994
Ryan West	2000
Tyson Young	2010
Will Zirzow	2014



ACC ACCOLADES/ACC STANDINGS

ACC PLAYER/PITCHER OF THE WEEK

1992	Chris Roberts, P (2); Roger Bailey, P; Nandy Serrano, 3B
1993	Paul Wilson, P (3); Mike Martin, Jr., P; John Wasdin, P
1994	Jonathan Johnson, P; Paul Wilson, P (3)
1995	Mike Bell, P; Charlie Cruz, P; Chuck Howell, P; Jonathan Johnson, P; Doug Mientkiewicz, 1B; David Yocum, P (2)
1996	Zach Diaz, P; J.D. Drew, CF (3); Scooby Morgan, P/DH; Jeremy Morris, LF (2)
1997	Randy Choate, P (2); J.D. Drew, OF (3); Jeremy Morris, OF (2); Randy Niles, P
1998	Chris Chavez, P; Brian Cox, CF (3); Wes Crawford, P; Terry Henderson, DH; Jon McDonald, P; Jeremy Salazar, C; Nick Stocks, P
1999	Chris Chavez, P; Matt Diaz, OF (3); Jeremiah Klosterman, C; Marshall McDougall, 2B (3); Nick Stocks, P
2000	John-Ford Griffin, OF; Jon McDonald, P; Mike Ziegler, P (3); Marshall McDougall, 2B (2)
2001	John-Ford Griffin, OF (2); Ryan Barthelemy, 1B; Karl Jernigan, OF; Blair Varnes, P
2002	Stephen Drew, SS; Matt Lynch, P; Tony Richie, C
2003	Daniel Davidson, P (2); Blake Balkcom, OF; Daniel Hodges, P; Tony McQuade, OF; Tony Richie, C
2004	Gibbs Chapman, INF; Eddy Martinez-Esteve, 3B/OF (2); Stephen Drew, SS
2005	Shane Robinson, OF; Ryne Malone, 1B; Barret Browning, P; Bryan Henry, P; Mark Sauls, P
2006	Bryan Henry, P; Dennis Guinn, 1B; Tyler Chambliss, P; Barret Browning, P
2007	Bryan Henry, P (2); Buster Posey, C; Brandon Reichert, 1B; Danny Rosen, P; Jason Stidham, 3B; Tony Thomas, Jr., 2B (3)
2008	Matt Fairel, P; Dennis Guinn, 1B (2); Mike McGee, OF; Buster Posey, C; Ryan Strauss, P
2009	Tyler Holt, OF; Stephen Cardullo, SS; Jason Stidham, 2B; Tommy Oravetz, DH
2010	Sherman Johnson, 3B; Stephen Cardullo, SS; Tyler Holt, OF (2)
2011	James Ramsey, OF; Mike McGee, UT (2); Sean Gilmartin, P (3)
2012	James Ramsey, OF; Justin Gonzalez, SS
2013	Marcus Davis, DH; Brandon Leibrandt, P; Stephen McGee, C; DJ Stewart, OF (2)
2014	Jose Brizuela, 3B; Casey Smit, SS; Luke Wever, P (2)
2015	Billy Strode, P; DJ Stewart, OF; Chris Marconcini, DH; Boomer Biegalski, P

1992	ACC	OVERALL
Clemson	19-5	50-14
Florida State	16-7	49-21
NC State	15-9	46-18
Georgia Tech	14-9	45-19
Duke	12-12	38-16
Wake Forest	11-13	36-22
North Carolina	8-16	31-27
Maryland	7-15	27-28-1
Virginia	3-19	21-30

1993	ACC	OVERALL
Georgia Tech	16-6	47-14
NC State	15-7	49-17
Florida State	14-9	46-19
North Carolina	13-10	43-20
Clemson	11-11	45-20
Duke	11-13	39-19-1
Wake Forest	9-13	31-22
Virginia	7-15	21-30
Maryland	5-17	24-29

1994	ACC	OVERALL
Clemson	20-4	57-18
Georgia Tech	16-8	50-17
Duke	16-8	33-20
Florida State	14-9	53-22
NC State	13-11	46-18-1
North Carolina	10-13	34-21
Wake Forest	10-14	37-20
Maryland	6-18	24-29-1
Virginia	2-22	20-34

1995	ACC	OVERALL
Clemson	20-4	54-14
Florida State	16-7	53-16
Georgia Tech	16-8	38-22
North Carolina	14-10	39-23
Wake Forest	13-11	34-24
NC State	12-12	36-24
Virginia	8-15	26-29
Duke	4-20	30-27
Maryland	4-20	20-37

1996	ACC	OVERALL
Florida State	19-5	52-17
Clemson	17-7	51-17
Georgia Tech	13-11	40-24
NC State	13-11	42-19
Virginia	11-13	44-21
North Carolina	11-13	33-25
Duke	9-14	39-18
Wake Forest	7-16	26-32
Maryland	7-17	24-27

1997	ACC	OVERALL
Georgia Tech	19-4	46-15
Florida State	18-6	50-17
NC State	15-8	43-20
Clemson	13-10	41-23
Wake Forest	10-13	37-20
Virginia	10-13	32-22
Duke	9-14	33-25
North Carolina	6-18	29-31
Maryland	5-19	22-32

1998	ACC	OVERALL
Florida State	18-4	53-20
Georgia Tech	14-9	41-22
Clemson	14-9	43-16
NC State	12-9	41-23
Wake Forest	13-10	43-23
North Carolina	13-10	42-23
Duke	8-15	38-20
Maryland	5-18	26-30-1
Virginia	5-18	28-26-1

1999	ACC	OVERALL
Florida State	22-2	57-14
Wake Forest	16-7	47-16
Clemson	13-10	42-27
North Carolina	13-10	41-18
Georgia Tech	12-12	38-20
NC State	11-13	37-25
Virginia	8-15	21-35
Maryland	6-17	23-33-1
Duke	4-18	24-31

2000	ACC	OVERALL
Georgia Tech	18-6	50-16
Clemson	17-7	51-18
Florida State	15-9	53-19
Wake Forest	14-10	41-20-1
North Carolina	12-12	46-17
NC State	10-14	30-28
Virginia	10-14	26-31-1
Maryland	7-17	24-33
Duke	5-19	17-41

2001	ACC	OVERALL
Florida State	20-4	47-19
Clemson	17-7	41-22
Wake Forest	16-8	44-18
Georgia Tech	13-11	41-20
Duke	10-13	23-33
North Carolina	9-15	31-26
Virginia	9-15	25-31
NC State	9-15	32-29
Maryland	4-19	17-37

2002	ACC	OVERALL
Florida State	18-6	60-14
Wake Forest	17-6	47-13-1
North Carolina	17-7	43-21
Clemson	16-8	54-17
Georgia Tech	14-9	52-16
Virginia	8-16	25-32
NC State	7-17	33-26
Maryland	6-18	34-23
Duke	4-20	24-34

2003	ACC	OVERALL
Florida State	19-5	54-13-1
Georgia Tech	17-7	44-18
NC State	15-9	45-18
Clemson	15-9	39-22
North Carolina	13-11	42-23
Virginia	11-12	29-25
Wake Forest	8-15	29-24
Maryland	6-17	20-33
Duke	2-21	18-36



ACC STANDINGS

2004	ACC	OVERALL
Georgia Tech	18-5	44-21
Virginia	18-6	44-15
Florida State	16-8	45-23
North Carolina	14-10	43-21
Clemson	14-10	39-26
NC State	11-12	36-24
Duke	8-16	25-31
Wake Forest	4-20	17-33
Maryland	4-20	22-34

2005	ACC	OVERALL
Georgia Tech	22-8	45-19
Clemson	21-9	43-23
Miami	19-10-1	41-19-1
Florida State	19-11	53-20
North Carolina	17-10-1	41-19-1
NC State	17-13	41-19
Virginia	14-14	41-20
Wake Forest	12-18	28-30
Virginia Tech	7-19	23-28
Maryland	7-23	25-31
Duke	5-25	14-39

2006	ACC	OVERALL
ATLANTIC	ACC	OVERALL
Clemson	24-6	53-16
Florida State	16-13	44-21
NC State	16-13	40-23
Wake Forest	16-13	33-22
Boston College	9-21	28-25-1
Maryland	8-22	26-30

COASTAL	ACC	OVERALL
North Carolina	22-8	54-15
Virginia	21-9	47-15
Georgia Tech	19-11	50-18
Miami	17-13	42-24
Duke	6-24	14-40
Virginia Tech	4-25	20-33

2007	ACC	OVERALL
ATLANTIC	ACC	OVERALL
Florida State	21-6	45-13
Clemson	18-12	41-23
NC State	16-14	38-23
Wake Forest	14-16	34-29
Boston College	12-17	24-27-1
Maryland	7-23	23-30

COASTAL	ACC	OVERALL
North Carolina	21-9	57-16
Virginia	19-9	45-16
Miami	17-13	37-24
Georgia Tech	15-14	32-25
Duke	8-22	29-25
Virginia Tech	7-23	23-31

2008	ACC	OVERALL
ATLANTIC	ACC	OVERALL
Florida State	24-6	54-14
NC State	18-11	42-22
Wake Forest	13-16	25-31
Clemson	11-18-1	31-27-1
Maryland	9-21	30-26
Boston College	9-21	26-27

COASTAL	ACC	OVERALL
Miami	23-5	53-11
North Carolina	22-7	54-14
Georgia Tech	16-14	41-21
Virginia	15-15	39-23
Duke	10-18-1	37-18-1
Virginia Tech	6-24	23-31

2009	ACC	OVERALL
ATLANTIC	ACC	OVERALL
Florida State	19-9	45-18
Clemson	19-11	44-22
Boston College	13-15	34-26
NC State	10-20	25-31
Maryland	10-20	27-27
Wake Forest	6-24	22-30

COASTAL	ACC	OVERALL
North Carolina	19-10	48-18
Georgia Tech	17-10-1	38-19-1
Miami	18-12	38-22
Virginia	16-11-1	49-15-1
Duke	15-15	35-24
Virginia Tech	12-17	32-21

2010	ACC	OVERALL
ATLANTIC	ACC	OVERALL
Florida State	18-12	48-20
Clemson	18-12	45-25
NC State	15-15	38-24
Boston College	14-16	30-28
Wake Forest	8-22	18-37
Maryland	5-25	17-39

COASTAL	ACC	OVERALL
Virginia	23-7	51-14
Georgia Tech	21-9	47-15
Miami	20-10	43-20
Virginia Tech	16-14	40-22
North Carolina	14-16	38-22
Duke	8-22	29-27

2011	ACC	OVERALL
ATLANTIC	ACC	OVERALL
Florida State	19-11	46-19
Clemson	17-13	43-20
NC State	15-15	35-27
Wake Forest	15-15	25-31
Boston College	7-22	17-33
Maryland	5-25	21-35

COASTAL	ACC	OVERALL
Virginia	22-8	56-12
Georgia Tech	22-8	42-21
North Carolina	20-10	51-16
Miami	19-10	38-23
Virginia Tech	11-19	30-25
Duke	7-23	26-30

2012	ACC	OVERALL
ATLANTIC	ACC	OVERALL
Florida State	24-6	50-17
NC State	19-11	43-20
Clemson	16-14	35-28
Wake Forest	13-17	33-24
Maryland	10-20	32-24
Boston College	10-20	22-33

COASTAL	ACC	OVERALL
North Carolina	22-8	46-16
Virginia	18-12	39-19-1
Miami	16-14	36-23
Georgia Tech	12-18	38-26
Virginia Tech	11-19	34-21
Duke	9-21	21-34

2013	ACC	OVERALL
ATLANTIC	ACC	OVERALL
Florida State	20-10	47-17
NC State	19-10	50-16
Clemson	18-12	40-22
Maryland	11-19	30-25
Wake Forest	9-20	28-27
Boston College	4-25	12-40

COASTAL	ACC	OVERALL
North Carolina	21-7	59-12
Virginia	22-8	50-12
Virginia Tech	15-14	40-22
Georgia Tech	15-15	37-27
Miami	14-16	37-25
Duke	9-21	26-29

2014	ACC	OVERALL
ATLANTIC	ACC	OVERALL
Florida State	21-9	43-17
Maryland	15-14	40-23
Clemson	15-14	36-25
Wake Forest	15-15	30-26
NC State	13-17	32-23
Boston College	10-20	22-33
Notre Dame	9-21	22-31

COASTAL	ACC	OVERALL
Miami	24-6	44-19
Virginia	22-8	53-16
Duke	16-14	33-25
North Carolina	15-15	35-27
Georgia Tech	14-16	37-27
Pitt	11-19	22-30
Virginia Tech	9-21	21-31-1

2015	ACC	OVERALL
ATLANTIC	ACC	OVERALL
Louisville	25-5	47-18
Notre Dame	17-13	37-23
Florida State	17-13	44-21
Clemson	16-13	32-29
NC State	15-14	36-23
Wake Forest	12-18	27-26
Boston College	10-19	27-27

COASTAL	ACC	OVERALL
Miami	22-8	50-16
Virginia	15-15	42-23
North Carolina	13-16	34-24
Virginia Tech	13-16	27-27
Georgia Tech	13-17	32-23
Duke	10-19	31-22
Pitt	9-21	20-32



METRO/ACC TOURNAMENT RESULTS

ALL-TIME CONFERENCE TOURNAMENT RESULTS

METRO CONFERENCE

YR	SITE	CHAMPION	OUTSTANDING PLAYER
1976	Memphis, TN	Memphis State	Ron McNeely, Memphis State
1977	Memphis, TN	Florida State	Terry Kennedy, Florida State
1978	Tallahassee	Memphis State	Terry Pressgrove, Memphis State
1979	Tallahassee	Tulane	Ken Francingues, Tulane
1980	Tallahassee	Florida State	Mike Fuentes, Florida State
1981	Tallahassee	Florida State	Mike Fuentes, Florida State
1982	Tallahassee	Tulane	Eric Lane, Tulane
1983	Tallahassee	Florida State	Danny Dowell, Florida State
1984	Tallahassee	Florida State	Jody Reed, Florida State
1985	Tallahassee	Florida State	Richie Lewis, Florida State
1986	Tallahassee	Florida State	Mike Loynd, Florida State
1987	Columbia, SC	Florida State	Ed Porcelli, Florida State
1988	Tallahassee	Florida State	Edwin Alicea, Florida State
1989	Columbia, SC	Florida State	Sedgwick McCollum, USM
1990	Hattiesburg, MS	Florida State	Allen Bevis, Florida State
1991*	Salem, VA	Florida State Southern Miss	Ty Mueller, Florida State

*Title game rained out. FSU and USM declared co-champions.

ATLANTIC COAST CONFERENCE

YR	SITE	CHAMPION	OUTSTANDING PLAYER
1992	Greenville, SC	Clemson	Matt Donahue, NC State
1993	Greenville, SC	NC State	Jeff Morris, Clemson
1994	Greenville, SC	Clemson	Shane Monahan, Clemson
1995	Greenville, SC	Florida State	Jonathan Johnson, Florida State
1996	Durham, NC	Virginia	Seth Greisinger, Virginia
1997	St. Petersburg, FL	Florida State	Jeremy Morris, Florida State
1998	Durham, NC	Wake Forest	John Hendricks, Wake Forest
1999	Durham, NC	Wake Forest	Andrew Riepe, Wake Forest
2000	Fort Mill, SC	Georgia Tech	Jason Basil, Georgia Tech
2001	Fort Mill, SC	Wake Forest	Dave Bush, Wake Forest
2002	St. Petersburg, FL	Florida State	Stephen Drew, Florida State
2003	Salem, VA	Georgia Tech	Brian Burks, Georgia Tech
2004	Salem, VA	Florida State	Shane Robinson, Florida State
2005	Jacksonville, FL	Georgia Tech	Tyler Greene, Georgia Tech
2006	Jacksonville, FL	Clemson	Tyler Colvin, Clemson
2007	Jacksonville, FL	North Carolina	Josh Horton, North Carolina
2008	Jacksonville, FL	Miami	Dave DiNatale, Miami
2009	Durham, NC	Virginia	Dan Grovatt, Virginia
2010	Greensboro, NC	Florida State	Harold Riggins, NC State
2011	Durham, NC	Virginia	Steven Proscia, Virginia
2012	Greensboro, NC	Georgia Tech	Jake Davies, Georgia Tech
2013	Durham, NC	North Carolina	Cody Stubbs, North Carolina
2014	Greensboro, NC	Georgia Tech	Dusty Isaacs, Georgia Tech
2015	Durham, NC	Florida State	Boomer Biegalski, Florida State

FSU ALL-TOURNAMENT MVP (ACC: 1992-PRESENT; METRO 1977-1991)

Terry Kennedy	1977	Jonathan Johnson	1995
Mike Fuentes	1980, 1981	Jeremy Morris	1997
Danny Dowell	1983	Stephen Drew	2002
Jody Reed	1984	Shane Robinson	2004
Richie Lewis	1985	Boomer Biegalski	2015
Mike Loynd	1986		
Ed Porcelli	1987		
Edwin Alicea	1988		
Allen Bevis	1990		
Ty Mueller	1991		

ALL-TOURNAMENT TEAMS (ACC: 1992-PRESENT; METRO 1977-1991)

METRO

1977	Chip Bifano	OF
	Joe Hicks	INF
	Terry Kennedy	C
	Larry Jones	P

1978

Ron Traylor	OF
Bob Benda	INF
David Mobley	INF
Brooks Carey	P

1979

Mike Fuentes	OF
Bruce Huff	OF
Craig Patterson	INF
Jeff Ledbetter	DH

1980

Mike Fuentes	OF
Lionel Martinez	INF
Rick Figueredo	INF
Ken Fischer	P

1981

Mike Fuentes	OF
Mike Yastrzemski	OF
Joe Licata	OF
Jeff Ledbetter	INF
Lionel Martinez	INF
Don DeLoach	INF
Craig Ramsey	C
Rick Hatcher	P

1982

Jeff Ledbetter	OF
Chris Cawthon	OF
Jamey Shouppe	P

1983

Frank Fazzini	OF
Mike Yastrzemski	OF
Rick Figueredo	INF
Jody Reed	INF
Mark Barineau	INF
Danny Dowell	C
Jeff Gray	P
David Smalley	P

1984

Paul Sorrento	OF
Eric Mangham	OF
Luis Alicea	INF
Jody Reed	INF
Jeff Gray	P
Doug Little	P
Vince Calandra	DH

1985

Frank Fazzini	OF
Paul Sorrento	OF
Vince Calandra	INF
Jimmy Jones	INF
Doug Little	P
Richie Lewis	P

1986

Paul Sorrento	OF
Luis Alicea	INF
Mike Loynd	P

1987

Deion Sanders	OF
Edwin Alicea	INF
Jose Marzan	INF
Barry Blackwell	C
Ed Porcelli	P
Richie Lewis	P

1988

Marc Giordano	OF
Edwin Alicea	INF
Donny Erickson	INF
Barry Blackwell	C
Bret Davis	P

1989

Chris Brock	OF
Brad Parker	OF
Bob Reboin	INF
Rocky Rau	INF
Brian Gilliland	INF

1990

Allen Bevis	INF
Eduardo Perez	INF
Brad Gregory	P
Buddy Cribb, Jr.	DH

1991

Ty Mueller	OF
Link Jarrett	INF
Pedro Grifol	C
Chris Roberts	P

ACC

1992	Chris Roberts	DH
------	---------------	----

1993

Doug Mientkiewicz	1B
Mickey Lopez	3B

1994

Randy Hodges	OF
Scott Zech	OF
Paul Wilson	SP

1995

Doug Mientkiewicz	1B
Mickey Lopez	2B
Jeremy Morris	OF
Adam Faurot	DH
Jonathan Johnson	P

1996

J.D. Drew	OF
Scooby Morgan	P

1997

Jeremy Salazar	C
Scott Zech	2B
J.D. Drew	OF
Jeremy Morris	OF
Chris Chavez	P
Randy Choate	P

1998

Jeremy Salazar	C
Matt Diaz	OF
Brian Cox	OF

1999

John Ford-Griffin	OF
-------------------	----

2000

Marshall McDougall	2B
--------------------	----

2001

Tony Richie	C
John Ford-Griffin	OF

2002

Tony Richie	C
Stephen Drew	SS
Ryan Barthelemy	3B
Matt Lynch	P

2003

Tony Richie	C
Blake Balkcom	OF

2004

Stephen Drew	SS
Shane Robinson	OF
E. Martinez-Estevé	DH/UT
Mark Sauls	P

2005

Jack Rye	OF
----------	----

2006

Travis Anderson	DH
Danny Diaz	C
Buster Posey	SS

2007

Tony Thomas, Jr.	2B
------------------	----

2008

Buster Posey	C
--------------	---

2009

Jason Stidham	2B
Mike McGee	OF

2010

Tyler Holt	OF
Stephen Cardullo	SS

2011

Rafael Lopez	C
Mike McGee	DH/UT
James Ramsey	OF

2012

Justin Gonzalez	SS
-----------------	----

2013

DJ Stewart	OF
------------	----

2015

Boomer Biegalski	P
Ben DeLuzio	OF
Chris Marconcini	DH



ACC TOURNAMENT RESULTS

1992

GREENVILLE, SC (3-2)			
Sunday, May 10	R	H	E
#6 Wake Forest	1	3	2
#2 Florida State	6	8	0

Monday, May 11			
#2 Florida State	2	10	0
#1 Clemson	5	9	0

Tuesday, May 12			
#2 Florida State	7	12	1
#7 North Carolina	3	8	0

#3 NC State	0	4	1
#2 Florida State	1	4	0

Wednesday, May 13			
#1 Clemson	11	10	0
#2 Florida State	0	7	3

1993

GREENVILLE, SC (3-2)			
Sunday, May 16	R	H	E
#5 Clemson	6	11	2
#3 Florida State	1	9	0

Monday, May 17			
#3 Florida State	11	12	0
#8 Virginia	2	6	2

Tuesday, May 18			
#1 Georgia Tech	2	8	1
#3 Florida State	5	8	2

Wednesday, May 19			
#3 Florida State	7	9	1
#5 Clemson	5	13	0

Thursday, May 20			
#2 NC State	5	9	0
#3 Florida State	1	10	2

1994

GREENVILLE, SC (4-2)			
Wednesday, May 18	R	H	E
#5 NC State	6	11	1
#4 Florida State	5	9	0

Thursday, May 19			
#4 Florida State	7	15	1
#8 Maryland	1	5	2

Friday, May 20			
#7 Wake Forest	3	7	4
#4 Florida State	18	22	1

Saturday, May 21			
#4 Florida State	10	13	1
#1 Clemson	4	11	3

#5 NC State	4	8	0
#4 Florida State	7	10	1

Sunday, May 22 - Championship Game			
#4 Florida State	1	5	0
#1 Clemson	4	7	2

1995

GREENVILLE, SC (5-1)			
Wednesday, May 17	R	H	E
#7 Virginia	0	3	2
#2 Florida State	6	9	0

Thursday, May 18			
#2 Florida State	12	8	3
#6 NC State	6	11	1

Friday, May 19			
#1 Clemson	11	13	1
#2 Florida State	0	3	5

Saturday, May 20			
#2 Florida State	10	12	0
#4 North Carolina	1	7	2

#2 Florida State	12	14	1
#1 Clemson	2	4	2

Sunday, May 21 - Championship Game			
#1 Clemson	2	5	2
#2 Florida State	8	10	1

1996

DURHAM, NC (4-2)			
Wednesday, May 15	R	H	E
#8 Wake Forest	4	9	3
#1 Florida State	8	15	2

Thursday, May 16			
#1 Florida State	2	6	0
#5 Virginia	3	7	0

Friday, May 17			
#1 Florida State	7	6	1
#7 Duke	3	14	1

Saturday, May 18			
#2 Clemson	1	6	2
#1 Florida State	2	4	0

#5 Virginia	2	8	0
#1 Florida State	8	13	1

Sunday, May 19 - Championship Game			
#1 Florida State	1	2	2
#5 Virginia	12	15	2

1997

ST. PETERSBURG, FL (5-0)			
Wednesday, May 14	R	H	E
#7 Duke	2	5	1
#2 Florida State	4	6	5

Thursday, May 15			
#3 NC State	3	5	2
#2 Florida State	5	6	1

Friday, May 16			
#2 Florida State	8	11	1
#4 Clemson	4	7	1

Saturday, May 17			
#2 Florida State	12	17	0
#7 Duke	2	9	2

Championship Game			
#4 Clemson	0	2	1
#2 Florida State	10	9	0

1998

DURHAM, NC (4-2)			
Wednesday, May 13	R	H	E
#9 Virginia	1	5	1
#1 Florida State	4	12	1

Thursday, May 14			
#1 Florida State	14	12	2
#5 Wake Forest	1	7	5

Friday, May 15			
#1 Florida State	13	22	2
#6 North Carolina	11	6	2
(10 innings)			

Saturday, May 16			
#4 NC State	6	12	2
#1 Florida State	13	13	1

#1 Florida State	1	4	3
#5 Wake Forest	2	8	1

Sunday, May 17 - Championship Game			
#5 Wake Forest	6	13	2
#1 Florida State	3	6	0

1999

DURHAM, NC (2-2)			
Wednesday, May 19	R	H	E
#8 Maryland	1	4	1
#1 Florida State	4	9	1

Thursday, May 20			
#1 Florida State	7	12	1
#5 Georgia Tech	3	11	2

Friday, May 21			
#2 Wake Forest	4	11	0
#1 Florida State	0	7	2

Saturday, May 22			
#3 Clemson	8	10	0
#1 Florida State	7	9	2

2000

FORT MILL, SC (2-2)			
Wednesday, May 17	R	H	E
#6 NC State	6	9	2
#3 Florida State	8	10	4

Thursday, May 18			
#3 Florida State	4	6	1
#2 Clemson	8	12	0

Friday, May 19			
#3 Florida State	4	8	3
#5 North Carolina	1	9	0

Saturday, May 20			
#1 Georgia Tech	10	15	1
#3 Florida State	3	8	4

2001

FORT MILL, SC (3-2)			
Wednesday, May 16	R	H	E
#8 NC State	5	8	7
#1 Florida State	11	7	1

Thursday, May 17			
#1 Florida State	5	14	4
#4 Georgia Tech	6	16	0
(10 innings)			

Friday, May 18			
#2 Clemson	4	7	0
#1 Florida State	5	17	1

Saturday, May 19			
#1 Florida State	15	19	1
#3 Wake Forest	2	5	2

#8 NC State	8	10	0
#1 Florida State	4	10	3

2002

ST. PETERSBURG, FL (5-0)			
Wednesday, May 22	R	H	E
#9 Duke	7	9	0
#1 Florida State	10	14	0

Thursday, May 23			
#1 Florida State	9	11	3
#4 Clemson	4	7	1

Friday, May 24			
#1 Florida State	5	9	0
#2 Wake Forest	2	8	0

Saturday, May 25			
#5 Georgia Tech	4	6	2
#1 Florida State	7	9	2

Championship Game			
#4 Clemson	1	8	1
#1 Florida State	4	10	0

2003

SALEM, VA (3-2)			
Thursday, May 22	R	H	E
#9 Duke	0	6	4
#1 Florida State	13	14	0

Friday, May 23			
#1 Florida State	2	10	2
#5 North Carolina	3	10	0
(10 innings)			

Saturday, May 24			
#6 Virginia	0	6	0
#1 Florida State	2	7	0

#1 Florida State	17	18	2
#3 NC State	6	8	3

Sunday, May 25			
#2 Georgia Tech	10	12	2
#1 Florida State	7	7	2

2004

SALEM, VA (5-1)			
Wednesday, May 26	R	H	E
#6 NC State	5	12	0
#3 Florida State	6	11	1

Thursday, May 27			
#3 Florida State	6	11	2
#7 Duke	3	9	1

Friday, May 28			
#3 Florida State	4	9	3
#1 Georgia Tech	13	15	1

Saturday, May 29			
#5 North Carolina	7	12	4
#3 Florida State	8	15	4
(11 innings)			



ACC TOURNAMENT RESULTS

#1 Georgia Tech	7	9	2
#3 Florida State	8	15	4

Sunday, May 30 - Championship Game

#3 Florida State	17	20	3
#1 Georgia Tech	5	9	3

2005 JACKSONVILLE, FL (2-2)

Wednesday, May 25

R	H	E	
#5 North Carolina	2	9	3
#4 Florida State	3	9	3

(12 innings)

Thursday, May 26

#4 Florida State	4	9	0
#1 Georgia Tech	5	10	1

Friday, May 27

#8 Wake Forest	3	10	1
#4 Florida State	7	6	2

Saturday, May 28

#1 Georgia Tech	18	14	0
#4 Florida State	2	7	4

(7 innings)

2006 JACKSONVILLE, FL (3-2)

Wednesday, May 24

R	H	E	
#6 Florida State	2	8	2
#3 Virginia	6	6	0

Thursday, May 25

#2 North Carolina	6	11	0
#6 Florida State	7	9	0

Friday, May 26

#3 Virginia	0	8	1
#6 Florida State	11	13	0

(7 innings)

Saturday, May 27

#6 Florida State	7	10	1
#7 NC State	3	10	1

#7 NC State	8	16	1
#6 Florida State	7	12	1

2007 JACKSONVILLE, FL (1-2)

Wednesday, May 23

R	H	E	
#8 Wake Forest	2	7	3
#1 Florida State	11	14	2

Friday, May 25

#1 Florida State	3	8	1
#5 Miami	9	11	1

Saturday, May 26

#1 Florida State	1	6	1
#4 Clemson	5	10	1

2008 JACKSONVILLE, FL (2-1)

Wednesday, May 21

R	H	E	
#7 Wake Forest	3	7	1
#2 Florida State	8	11	1

Friday, May 23

#2 Florida State	3	9	1
#6 Virginia	5	11	1

Saturday, May 24

#2 Florida State	9	12	0
#3 North Carolina	6	10	2

2009 DURHAM, NC (2-2)

Wednesday, May 20

R	H	E	
#8 Boston College	2	9	1
#1 Florida State	7	7	0

Thursday, May 21

#1 Florida State	4	6	0
#5 Miami	2	4	2

Saturday, May 23

#4 Georgia Tech	9	10	0
#1 Florida State	2	10	1

Sunday, May 24 - Championship Game

#6 Virginia	6	8	0
#1 Florida State	3	9	3

2010 GREENSBORO, NC (3-1)

Wednesday, May 26

R	H	E	
#5 Florida State	3	6	1
#4 Miami	9	7	2

Thursday, May 27

#5 Florida State	11	14	0
#1 Virginia	4	6	0

Friday, May 28

#8 Boston College	2	5	1
#5 Florida State	12	15	1

Sunday, May 30 - Championship Game

#7 NC State	3	7	1
#5 Florida State	8	12	0

2011 DURHAM, NC (2-2)

Wednesday, May 25

R	H	E	
#7 NC State	7	10	0
#2 Florida State	0	4	2

Thursday, May 26

#2 Florida State	6	13	0
#6 Clemson	3	10	0

Saturday, May 28

#3 Georgia Tech	2	7	2
#2 Florida State	4	7	2

Sunday, May 29 - Championship Game

#2 Florida State	2	8	0
#1 Virginia	7	6	2

2012 GREENSBORO, NC (0-3)

Wednesday, May 23

R	H	E	
#8 Georgia Tech	5	7	1
#1 Florida State	4	7	0

Friday, May 25

#1 Florida State	7	11	2
#5 Clemson	9	11	0

Saturday, May 26

#1 Florida State	0	5	2
#4 Virginia	7	12	0

2013 DURHAM, NC (0-3)

Wednesday, May 22

R	H	E	
#7 Georgia Tech	4	9	0
#2 Florida State	3	6	0

Thursday, May 23

#2 Florida State	2	7	0
#6 Virginia Tech	3	8	0

Saturday, May 25

#2 Florida State	4	8	3
#3 Virginia	7	13	0

(12 innings)

2014 GREENSBORO, NC (2-1)

Wednesday, May 21

R	H	E	
#7 North Carolina	1	6	1
#2 Florida State	7	9	1

Friday, May 23

#2 Florida State	3	4	3
#6 Maryland	5	7	1

Saturday, May 24

#3 Virginia	4	8	1
#2 Florida State	6	8	0

2015 DURHAM, NC (4-0)

Wednesday, May 20

R	H	E	
#5 Clemson	1	6	0
#4 Florida State	3	3	2

Thursday, May 21

#4 Florida State	8	12	1
#8 North Carolina	4	8	1

Saturday, May 23

#1 Louisville	0	6	1
#4 Florida State	6	7	1

Sunday, May 24 - Championship Game

#6 NC State	2	5	0
#4 Florida State	6	8	0

ALL-TIME ACC TOURNAMENT RECORDS

Year-By-Year Record

1992 - Greenville, SC.....	3-2
1993 - Greenville, SC.....	3-2
1994 - Greenville, SC.....	4-2
1995 - Greenville, SC.....	5-1
1996 - Durham, NC.....	4-2
1997 - St. Petersburg, FL.....	5-0
1998 - Durham, NC.....	4-2
1999 - Durham, NC.....	2-2
2000 - Ft. Mill, SC.....	2-2
2001 - Ft. Mill, SC.....	3-2
2002 - St. Petersburg, FL.....	5-0
2003 - Salem, VA.....	3-2
2004 - Salem, VA.....	5-1
2005 - Jacksonville, FL.....	2-2
2006 - Jacksonville, FL.....	3-2
2007 - Jacksonville, FL.....	1-2
2008 - Jacksonville, FL.....	2-1
2009 - Durham, NC.....	2-2
2010 - Greensboro, NC.....	3-1
2011 - Durham, NC.....	2-2
2012 - Greensboro, NC.....	0-3
2013 - Durham, NC.....	0-3
2014 - Greensboro, NC.....	2-1
2015 - Durham, NC.....	4-0
Totals.....	69-39

Bold denotes played in ACC Finals

Record vs. Opponents

Boston College.....	2-0
Clemson.....	12-9
Duke.....	6-0
Georgia Tech.....	6-9
Louisville.....	1-0
Maryland.....	2-1
Miami.....	1-2
North Carolina.....	10-1
NC State.....	12-5
Virginia.....	8-8
Virginia Tech.....	0-1
Wake Forest.....	9-3

Record vs. Opponents in Finals

Clemson.....	3-1
(1994 - L; 1995 - W; 1997 - W; 2002 - W)	
Georgia Tech.....	1-0
(2004 - W)	
NC State.....	2-0
(2010 - W; 2015 - W)	
Virginia.....	0-3
(1996 - L; 2009 - L; 2011 - L)	
Wake Forest.....	0-1
(1998 - L)	

Record by Location

Greenville, SC.....	15-7 (1)
(4 years - 1992, 1993, 1994, 1995)	
Durham, NC.....	18-13 (1)
(7 years - 1996, 1998, 1999, 2009, 2011, 2013, 2015)	
St. Petersburg, FL.....	10-0 (2)
(2 years - 1997, 2002)	
Salem, VA.....	8-3 (1)
(2 years - 2003, 2004)	
Jacksonville, FL.....	8-7
(4 years - 2005, 2006, 2007, 2008)	
Ft. Mill, SC.....	5-4
(2 years - 2000, 2001)	
Greensboro, NC.....	5-5 (1)
(3 years - 2010, 2012, 2014)	

Bold denotes played in finals
Bold, Underline denotes won championship
(#) denotes championship wins



YEAR-BY-YEAR RESULTS

1948 9-8

Charlie Armstrong, Head Coach

Mar 29	Mississippi College	W	6-0
Mar 30	Mississippi College	L	3-13
Apr 9	Rollins	L	5-20
Apr 10	Rollins	L	5-8
Apr 16	at Mississippi College	W	6-5
Apr 17	at Mississippi College	L	6-7
Apr 22	at Mercer	W	14-12
Apr 23	at Middle Georgia	W	5-4
Apr 24	at Georgia-Savannah	L	4-9
Apr 28	at Troy State	L	2-3
May 7	at Georgia Teachers	W	5-2
May 8	at Georgia Teachers	W	12-8
May 14	Middle Georgia	W	7-6
May 15	Georgia-Savannah	W	8-3
May 21	at Rollins	L	5-8
May 22	at Rollins	L	2-8
May 27	Troy State	W	6-5

1949 11-8

Charlie Armstrong, Head Coach

Mar 30	Mississippi	W	7-3
Mar 31	Mississippi	W	6-5
Apr 1	Mercer	L	3-8
Apr 2	Oglethorpe	L	5-7
Apr 8	at Mississippi College	W	18-13
Apr 9	at Millsaps	W	10-8
Apr 15	Florida Southern	L	3-5
Apr 16	Florida Southern	L	8-10
Apr 18	Mississippi College	W	5-4
Apr 19	Mississippi College	W	11-6
Apr 22	at Stetson	W	10-1
Apr 23	at Stetson	L	8-9
Apr 29	Tampa	W	8-7
Apr 30	Tampa	W	7-4
May 7	at Mercer	W	6-1
May 13	Stetson	L	2-4
May 14	Stetson	W	4-2
May 20	at Florida Southern	L	1-3
May 21	at Florida Southern	L	1-3

1950 13-7

Charlie Armstrong, Head Coach

Mar 27	Mississippi College	W	11-6
Mar 28	Mississippi College	W	13-4
Mar 31	Rollins	L	2-14
Apr 1	Rollins	L	4-6
Apr 7	Florida Southern	L	2-4
Apr 8	Florida Southern	W	10-6
Apr 10	Bradley	W	3-2
Apr 11	Bradley	L	1-10
Apr 14	Stetson	L	0-5
Apr 15	Stetson	W	8-6
Apr 21	Tampa	W	7-6
Apr 22	Tampa	W	12-3
Apr 28	Mercer	W	3-1
Apr 29	Mercer	W	12-4
May 5	Tampa	W	10-1
May 6	Tampa	L	7-9
May 13	at Mercer	L	6-10
May 14	at Mercer	W	11-7
May 19	Stetson	W	15-10
May 20	Stetson	W	9-4

1951 13-6

Charlie Armstrong, Head Coach

Mar 13	Tennessee	W	10-9
Mar 21	Georgia	W	9-4
Mar 23	at Miami	L	2-11
Mar 24	at Miami	W	13-4
Mar 26	at Florida Southern	W	15-6
Mar 27	at Florida Southern	W	13-3
Apr 2	Mississippi College	W	22-9
Apr 3	Mississippi College	W	6-2
Apr 5	at Rollins	W	9-3
Apr 6	at Rollins	W	9-2
Apr 20	at Stetson	L	0-3
Apr 21	at Stetson	L	2-3
Apr 27	at Georgia	W	8-6
Apr 28	at Georgia	L	0-2

May 3	Florida Southern	W	6-5
May 11	at Mississippi College	W	10-4
May 12	at Mississippi College	L	7-8
May 18	Stetson	W	8-2
May 19	Stetson	L	5-7

1952 17-4

Ralph Matherly, Head Coach

Mar 17	Kenyon	W	21-1
Mar 18	Kenyon	W	11-2
Mar 21	Georgia	L	3-8
Mar 22	Georgia	W	8-3
Mar 27	Amherst	W	4-2
Mar 28	Loyola	W	1-0
Mar 29	Loyola	W	7-0
Apr 4	Miami	W	3-1
Apr 5	Miami	W	7-0
Apr 11	at Stetson	L	2-7
Apr 12	at Stetson	W	11-10
Apr 14	Tampa	W	7-4
Apr 15	Tampa	L	0-4
Apr 18	Tampa	W	16-11
Apr 19	Tampa	W	13-3
Apr 25	Florida Southern	W	9-3
Apr 26	Florida Southern	W	5-0
Apr 29	Florida Southern	W	22-11
May 9	Rollins	W	2-1
May 10	Rollins	L	2-9
May 16	Stetson	W	4-2

1953 13-10-1

Ralph Matherly, Head Coach

Mar 20	Georgia Teachers	W	14-6
Mar 21	Georgia Teachers	W	15-4
Mar 23	Georgia	L	0-3
Mar 24	Jacksonville State	W	8-4
Mar 27	SE Louisiana	L	1-6
Mar 28	SE Louisiana	W	5-4
Mar 30	Amherst	W	5-0
Mar 31	Amherst	W	4-3
Apr 3	at Rollins	L	0-4
Apr 4	at Rollins	L	2-4
Apr 6	at Tampa	T	8-8
Apr 7	at Tampa	L	1-4
Apr 10	at Stetson	W	14-7
Apr 11	at Stetson	W	8-2
Apr 13	Cincinnati	W	14-1
Apr 14	Jacksonville Navy	W	4-2
Apr 15	Jacksonville Navy	L	4-7
Apr 24	at Georgia Teachers	L	2-6
Apr 25	at Georgia Teachers	W	15-6
Apr 28	at Georgia	L	6-12
May 1	Stetson	L	0-1
May 2	Stetson	W	9-6
May 8	at Florida Southern	L	2-7
May 9	at Florida Southern	W	15-4

1954 13-8

Ralph Matherly, Head Coach

Mar 12	at Jacksonville Navy	L	1-2
Mar 13	at Jacksonville Navy	W	7-4
Mar 18	Georgia	W	8-7
Mar 20	Tennessee	W	7-4
Mar 20	Auburn	L	2-7
Mar 23	Davidson	W	7-1
Mar 24	Jacksonville State	W	24-0
Mar 29	Amherst	W	11-3
Mar 30	Amherst	W	10-6
Apr 1	Duke	L	4-8
Apr 2	Duke	L	2-6
Apr 5	at Georgia	L	7-8
Apr 12	Stetson	W	4-3
Apr 13	Stetson	L	4-8
Apr 15	Georgia Teachers	W	7-4
Apr 24	at Stetson	L	3-7
Apr 24	at Stetson	L	0-7
Apr 30	Tampa	W	13-1
May 1	Tampa	W	7-2
May 7	Florida Southern	W	10-1
May 8	Florida Southern	W	16-1

1955 17-6-1

Danny Litwhiler, Head Coach

Mar 11	at Florida Southern	W	4-1
Mar 12	at Florida southern	W	15-0
Mar 18	Furman	W	17-3
Mar 19	Furman	W	6-3
Mar 20	Louisiana State	W	5-3
Mar 21	Georgia	W	9-2
Mar 22	Georgia	L	6-7
Mar 23	Amherst	W	10-1
Mar 24	Amherst	L	7-9
Mar 28	Mississippi College	T	0-0
Apr 4	Stetson	L	7-8
Apr 5	Stetson	W	16-2
Apr 8	Wisconsin	W	3-2
Apr 9	Wisconsin	W	7-2
Apr 12	at Rollins	W	7-2
Apr 13	at Rollins	L	3-9
Apr 15	at Miami	W	4-3
Apr 16	at Miami	L	4-5
Apr 29	at Georgia Teachers	W	10-3
Apr 30	at Georgia Teachers	W	12-2
May 2	at Georgia	W	14-5
May 3	at Georgia	L	3-17
May 6	at Stetson	W	6-4
May 7	at Stetson	W	14-5

1956 25-7

Danny Litwhiler, Head Coach

NCAA DISTRICT 3 PLAYOFFS

Mar 16	Furman	W	6-1
Mar 17	Furman	W	20-0
Mar 19	Georgia Teachers	W	6-5
Mar 20	Georgia Teachers	W	10-5
Mar 23	Florida Southern	W	9-2
Mar 24	Florida Southern	W	8-5
Mar 26	Indiana	W	11-6
Mar 27	Indiana	W	14-10
Mar 29	North Carolina	W	3-2
Mar 30	Wisconsin	W	5-3
Mar 31	Notre Dame	W	12-5
Apr 2	West Virginia	L	12-13
Apr 3	Illinois	W	13-10
Apr 4	Wisconsin	W	4-3
Apr 5	Illinois	W	12-0
Apr 6	Wisconsin	L	3-10
Apr 7	Wisconsin	W	1-0
Apr 9	at Florida	L	5-7
Apr 16	Cincinnati	W	8-2
Apr 20	Stetson	W	8-1
Apr 21	Stetson	W	23-2
Apr 23	Georgia	L	0-2
Apr 27	Miami	W	13-5
Apr 28	Miami	W	2-0
May 5	Georgia Teachers	W	5-3
May 7	Georgia	W	9-8
May 8	Georgia	W	6-2
May 11	Rollins	L	7-9
May 12	Rollins	W	9-0
Jun 1	vs. Duke#	W	2-1
Jun 2	vs. Duke#	L	2-4
Jun 2	vs. Duke#	L	6-7

1957 22-9

Danny Litwhiler, Head Coach

COLLEGE WORLD SERIES

Mar 19	Auburn	W	8-2
Mar 20	Auburn	W	10-5
Mar 22	Stetson	W	15-0
Mar 23	Stetson	L	2-3
Mar 25	Michigan State	L	3-8
Mar 26	Yale	W	7-0
Mar 27	Duke	W	2-0
Mar 28	Michigan State	W	7-4
Mar 29	Yale	W	11-8
Mar 30	Duke	L	1-8
Apr 2	Ithaca	W	7-6
Apr 3	Ithaca	W	21-4
Apr 5	Florida	L	2-13
Apr 6	Florida	W	4-1
Apr 16	Miami	W	15-3



YEAR-BY-YEAR RESULTS

Apr 17	Miami	W	21-3
Apr 19	at Georgia Teachers	W	13-2
Apr 20	at Georgia Teachers	W	8-3
Apr 22	at Auburn	L	9-10
Apr 23	at Auburn	W	10-4
Apr 26	at Florida Southern	W	4-0
Apr 27	at Florida Southern	W	10-2
Apr 29	at Miami	W	15-3
Apr 30	at Miami	L	1-2
May 2	at Rollins	W	5-0
May 31	vs. Georgia Teachers#	W	5-3
Jun 1	vs. Duke#	W	3-2
Jun 2	vs. Duke#	L	6-8
Jun 3	vs. Duke#	W	4-1
Jun 8	vs. Penn State###	L	0-7
Jun 9	vs. Connecticut###	L	3-5

1958 **20-7**

Danny Litwhiler, Head Coach
NCAA DISTRICT 3 PLAYOFFS

Mar 20	Auburn	L	3-4
Mar 20	Auburn	L	7-10
Apr 4	Wisconsin	W	12-4
Apr 5	Notre Dame	W	5-2
Apr 5	West Virginia	W	14-7
Apr 7	Wisconsin	W	7-3
Apr 8	Notre Dame	W	3-2
Apr 10	Wisconsin	W	3-1
Apr 11	at Florida	L	7-8
Apr 12	at Florida	L	1-8
Apr 18	Miami	W	18-0
Apr 19	Miami	L	7-12
Apr 25	at Auburn	W	5-1
Apr 26	at Auburn	W	4-2
Apr 28	Florida Southern	W	5-0
Apr 29	Florida Southern	W	11-1
May 2	at Stetson	W	4-2
May 3	at Stetson	W	9-1
May 5	at Miami	W	9-2
May 6	at Miami	W	6-1
May 9	Rollins	W	7-1
May 10	Rollins	W	7-6
May 16	Georgia Teachers	W	15-10
May 17	Georgia Teachers	W	17-3
Jun 5	vs. George Washington#	W	3-1
Jun 7	vs. Florida#	L	1-2
Jun 7	vs. Clemson#	L	5-8

1959 **22-11**

Danny Litwhiler, Head Coach
NCAA DISTRICT 3 PLAYOFFS

Mar 13	Camp Lejeune	W	14-4
Mar 14	Camp Lejeune	W	11-3
Mar 14	Camp Lejeune	W	10-8
Mar 17	Auburn	W	8-4
Mar 17	Auburn	W	11-3
Mar 18	Georgia	L	1-4
Mar 19	Georgia	W	16-4
Mar 23	Stetson	W	17-0
Mar 24	Stetson	W	21-12
Mar 26	North Carolina	L	9-11
Mar 27	Illinois	W	16-9
Mar 28	Florida	W	8-7
Mar 30	Michigan State	W	5-2
Mar 30	Duke	L	3-6
Mar 31	Western Michigan	L	2-3
Apr 2	Duke	W	5-1
Apr 3	Western Michigan	W	2-0
Apr 3	Michigan	W	11-0
Apr 4	Michigan State	L	2-8
Apr 10	Florida	L	3-6
Apr 11	Florida	L	7-9
Apr 17	Florida Southern	L	1-2
Apr 25	Georgia Teachers	W	7-1
Apr 27	Tampa	W	19-1
May 9	at Georgia Teachers	L	4-5
May 11	at Georgia	W	8-2
May 12	at Georgia	W	4-2
May 13	at Auburn	W	4-3
May 14	at Auburn	W	8-6
Jun 4	vs. George Washington#	W	3-2
Jun 5	vs. Clemson#	L	2-24

Jun 5	vs. Georgia Tech#	W	16-9
Jun 6	vs. Clemson#	L	0-5

1960 **13-9**

Danny Litwhiler, Head Coach

Mar 14	at Miami	W	6-3
Mar 15	at Miami	W	10-6
Mar 18	Georgia	W	10-1
Mar 19	Ohio State	L	7-13
Mar 21	Auburn	L	4-10
Mar 22	Auburn	W	22-8
Mar 23	Auburn	W	11-4
Mar 26	Jacksonville	W	8-4
Mar 31	at Georgia	W	9-2
Apr 1	at Georgia	L	8-11
Apr 18	Mississippi College	W	4-2
Apr 19	Mississippi College	L	2-4
Apr 20	Florida Southern	L	4-11
Apr 21	Florida Southern	L	3-5
Apr 25	Georgia Southern	W	12-5
Apr 26	Georgia Southern	L	9-10
May 6	at Auburn	L	3-4
May 7	at Auburn	L	5-6
May 9	at Florida	W	8-4
May 10	at Florida	W	13-11
May 13	Miami	W	16-3
May 14	Miami	W	9-5

1961 **21-7**

Danny Litwhiler, Head Coach
NCAA DISTRICT 3 PLAYOFFS
COLLEGIATE BASEBALL - 17TH

Mar 15	Georgia	W	9-8
Mar 16	Georgia	W	11-3
Mar 20	Auburn	W	10-1
Mar 21	Auburn	W	10-9
Mar 21	Auburn	L	5-15
Mar 24	Jacksonville	W	9-8
Mar 25	Jacksonville	L	3-6
Mar 27	Duke	W	10-6
Mar 28	Duke	W	4-0
Mar 29	Duke	W	7-5
Mar 30	Duke	W	8-2
Apr 1	North Carolina	W	10-1
Apr 3	Florida	L	2-3
Apr 4	Florida	W	8-5
Apr 4	Western Michigan	L	2-10
Apr 5	Western Michigan	W	7-6
Apr 8	at Georgia Southern	W	6-4
Apr 8	at Georgia Southern	W	9-1
Apr 14	at Florida Southern	W	5-4
Apr 15	at Florida Southern	W	13-2
Apr 17	at Miami	W	2-0
Apr 18	at Miami	W	14-6
Apr 21	at Georgia	W	5-3
Apr 22	at Georgia	L	9-10
May 8	Georgia Southern	W	17-8
Jun 1	vs. West Virginia#	W	3-1
Jun 1	vs. Duke#	L	2-7
Jun 2	vs. West Virginia#	L	3-4

1962 **23-14**

Danny Litwhiler, Head Coach
COLLEGE WORLD SERIES
COLLEGIATE BASEBALL - 4TH

Mar 14	Georgia	W	13-3
Mar 15	Georgia	W	6-3
Mar 16	Auburn	L	7-12
Mar 17	Auburn	L	2-10
Mar 19	Georgia Tech	W	10-4
Mar 20	Georgia Tech	W	9-8
Mar 21	Georgia Tech	W	7-6
Mar 23	Jacksonville	W	8-2
Mar 30	Clemson	W	14-8
Apr 2	Furman	L	2-7
Apr 3	Furman	W	21-9
Apr 9	at Auburn	L	6-7
Apr 10	at Auburn	L	3-5
Apr 16	Miami	L	4-6
Apr 17	Miami	W	9-8
Apr 19	at Clemson	L	11-14
Apr 20	at Duke	W	3-1

Apr 21	at Duke	L	4-5
Apr 22	vs. East Carolina	L	2-19
Apr 23	at North Carolina	W	9-2
Apr 24	at North Carolina State	W	12-3
Apr 25	at Georgia Southern	W	5-1
May 11	Florida Southern	W	9-7
May 12	Florida Southern	W	12-11
May 14	Georgia Southern	L	2-4
May 15	Georgia Southern	W	8-2
May 18	at Florida	L	5-9
May 19	at Florida	W	6-2
May 31	vs. Florida#	L	0-1
Jun 1	vs. West Virginia#	W	6-5
Jun 2	vs. Florida#	W	3-1
Jun 4	vs. Wake Forest#	W	10-8
Jun 4	vs. Wake Forest#	W	3-2
Jun 11	vs. Santa Clara###	W	5-1
Jun 12	vs. Ithaca###	W	5-4
Jun 13	vs. Michigan###	L	7-10
Jun 14	vs. Santa Clara###	L	6-11

1963 **27-13**

Danny Litwhiler, Head Coach
COLLEGE WORLD SERIES
COLLEGIATE BASEBALL - 6TH

Mar 16	Auburn	W	2-1
Mar 18	Auburn	W	8-3
Mar 21	Clemson	W	10-7
Mar 22	Clemson	L	7-12
Mar 23	Clemson	W	12-3
Mar 23	Navy	L	7-8
Mar 25	at Auburn	W	5-1
Mar 26	at Auburn	W	9-7
Mar 29	at Florida Southern	W	9-0
Mar 30	at Florida Southern	W	6-0
Apr 1	at Miami	W	2-1
Apr 2	at Miami	L	1-4
Apr 5	Furman	W	13-3
Apr 6	Furman	W	9-2
Apr 9	Valdosta State	W	14-0
Apr 10	Georgia Southern	W	10-8
Apr 10	Georgia Southern	L	0-9
Apr 22	North Carolina	W	5-2
Apr 23	Wake Forest	L	5-7
Apr 24	North Carolina State	L	7-8
Apr 25	Duke	W	6-0
Apr 26	East Carolina	W	6-1
May 3	at Florida	L	1-3
May 4	at Florida	L	3-6
May 13	Georgia Southern	W	10-6
May 14	Georgia Southern	W	7-0
May 16	Georgia Tech	W	10-5
May 16	Georgia Tech	L	4-5
May 17	at Georgia	W	9-5
May 18	at Georgia	W	4-3
May 24	Florida	W	6-2
May 25	Florida	W	5-1
May 25	Florida	L	1-3
May 30	vs. Auburn#	W	4-3
May 31	vs. Wake Forest#	W	12-4
Jun 1	vs. Wake Forest#	L	5-6
Jun 1	vs. Wake Forest#	W	11-5
Jun 10	vs. Western Michigan###	W	5-2
Jun 11	vs. Arizona###	L	3-4 (11)
Jun 12	vs. Southern California###	L	3-4

1964 **23-13**

Fred Hatfield, Head Coach

Mar 16	Florida Southern	W	5-2
Mar 17	Florida Southern	L	4-8
Mar 19	Clemson	W	8-5
Mar 20	Clemson	L	5-8
Mar 21	Clemson	W	12-6
Mar 21	Tennessee	W	15-7
Mar 23	Georgia Tech	W	5-0
Mar 24	Georgia Tech	W	3-2
Mar 25	Northeast Louisiana	W	7-4
Mar 26	North Carolina	W	9-0
Mar 27	Mississippi State	W	7-1
Mar 28	Amherst	W	5-0
Mar 28	Duke	W	10-4
Mar 30	North Carolina	W	17-3



YEAR-BY-YEAR RESULTS

Mar 31	Wake Forest	L	4-6
Apr 1	Michigan State	W	10-5
Apr 2	Michigan State	W	7-6
Apr 3	Wake Forest	L	4-7
Apr 4	Wake Forest	W	9-2
Apr 20	Auburn	L	3-5
Apr 21	at Georgia Tech	W	14-1
Apr 22	at Georgia	L	5-6
Apr 23	at Georgia	W	18-11
Apr 24	at Georgia Southern	L	6-8
Apr 25	at Georgia Southern	W	6-1
May 4	Auburn	L	2-4
May 5	Auburn	L	5-19
May 11	Georgia Southern	W	9-7
May 12	Georgia Southern	L	6-9
May 16	Jacksonville	W	7-4
May 16	Jacksonville	W	3-2
May 22	Florida	L	2-6
May 23	Florida	W	4-3
May 29	Florida	L	1-2
May 30	at Florida	L	1-2
May 31	at Florida	W	5-4

1965 32-11-1

Fred Hatfield, Head Coach

COLLEGE WORLD SERIES

COLLEGIATE BASEBALL - 5TH

Mar 12	Miami	W	7-4
Mar 13	Miami	W	9-4
Mar 13	Miami	T	9-9
Mar 15	Florida Southern	W	4-3
Mar 18	Kentucky	W	2-0
Mar 26	Jacksonville N	L	0-1
Mar 26	Jacksonville N	L	0-1
Mar 29	Michigan State	W	11-8
Mar 30	Duke	W	11-1
Mar 31	Wake Forest	W	8-1
Apr 1	Wake Forest	W	5-3
Apr 2	Michigan State	L	2-4
Apr 3	Duke	W	9-4
Apr 3	Wake Forest	W	11-4
Apr 5	Auburn	W	6-1
Apr 6	Auburn	W	12-0
Apr 9	at Georgia Southern	W	4-2
Apr 10	at Georgia Southern	W	6-3
Apr 22	at Duke	W	11-2
Apr 23	at North Carolina State	L	2-7
Apr 24	at North Carolina	L	1-12
Apr 26	at Clemson	L	8-9
Apr 27	at Clemson	W	13-11
Apr 27	at Clemson	W	16-3
Apr 30	Pensacola Navy	W	10-1
May 1	Pensacola Navy	W	12-2
May 7	Loyola	W	7-6
May 8	Loyola	W	18-14
May 10	Georgia Southern	W	10-4
May 11	Georgia Southern	W	6-2
May 13	Jacksonville	W	8-2
May 21	at Florida	L	6-8
May 22	at Florida	W	3-2
May 24	Pensacola Navy	W	10-2
May 27	vs. Mississippi State#	L	3-6
May 27	vs. Maryland#	W	7-3
May 28	vs. Mississippi State#	W	6-2
May 29	vs. Furman#	W	2-1
May 29	vs. Furman#	W	7-5
Jun 2	Florida	W	5-4
Jun 3	Florida	L	10-11
Jun 7	vs. Ohio State###	L	1-2
Jun 8	vs. Texas###	W	3-2
Jun 9	vs. St. Louis###	L	3-5

1966 39-13

Fred Hatfield, Head Coach

NCAA DISTRICT 3 PLAYOFFS

COLLEGIATE BASEBALL - 9TH

Mar 14	Kentucky	W	9-4
Mar 15	Kentucky	W	19-3
Mar 16	Kentucky	W	7-0
Mar 17	Kentucky	W	20-1
Mar 18	Tennessee	L	7-8
Mar 19	Tennessee	W	8-6

Mar 21	Mississippi State	W	24-2
Mar 22	Auburn	W	6-3
Mar 23	Mississippi	W	9-8
Mar 24	Mississippi	W	9-4
Mar 25	Mississippi	W	11-10
Mar 26	Mississippi	W	5-3
Mar 28	Michigan State	W	5-0
Mar 29	Michigan State	L	6-7
Mar 30	Wake Forest	W	14-12
Mar 31	Michigan State	W	5-4
Mar 31	Rutgers	W	18-10
Apr 1	Wake Forest	L	3-4
Apr 1	at Auburn	L	2-7
Apr 2	at Auburn	L	2-6
Apr 4	Spring Hill	W	18-3
Apr 5	Spring Hill	W	13-6
Apr 7	North Carolina	W	15-7
Apr 8	North Carolina	L	4-6
Apr 8	Miami	L	1-6
Apr 9	North Carolina	W	4-1
Apr 9	Miami	W	10-2
Apr 13	Furman	W	15-2
Apr 23	at Louisiana State	L	2-3
Apr 23	at Louisiana State	L	0-1
Apr 24	Loyola	W	3-0
Apr 25	Loyola	W	5-0
Apr 26	Spring Hill	W	3-2
Apr 27	Spring Hill	W	14-2
Apr 29	Georgia Southern	W	9-4
Apr 30	Georgia Southern	W	9-1
May 6	at Florida	W	16-4
May 7	at Florida	L	0-1
May 9	Georgia Southern	W	10-0
May 10	Georgia Southern	W	10-9
May 13	Jacksonville	W	15-5
May 19	Jacksonville	W	3-1
May 20	Florida	W	1-0
May 21	Florida	W	4-0
May 23	Clemson	W	11-5
May 24	Clemson	W	4-3
May 25	Clemson	L	3-4
Jun 2	vs. Mississippi State#	L	3-4
Jun 3	vs. East Carolina#	W	6-3
Jun 3	vs. Mississippi State#	W	7-0
Jun 4	vs. North Carolina#	W	6-5
Jun 4	vs. North Carolina#	L	4-6

1967 30-14

Fred Hatfield, Head Coach

NCAA DISTRICT 3 PLAYOFFS

COLLEGIATE BASEBALL - 13TH

Mar 3	at Miami	W	9-4
Mar 4	at Miami	W	6-5
Mar 5	Tampa	W	14-0
Mar 20	Auburn	L	7-12
Mar 20	Georgia	L	1-2
Mar 21	Springfield	W	3-1
Mar 21	Auburn	W	1-0
Mar 22	Springfield	W	6-5
Mar 22	Virginia Tech	W	7-2
Mar 23	Alabama	L	3-4
Mar 24	Penn State	W	9-3
Mar 25	Alabama	W	1-0
Mar 27	Tulane	W	10-6
Mar 28	Penn State	L	6-7
Mar 28	Tulane	W	5-1
Mar 29	William & Mary	W	5-4
Mar 30	Wake Forest	W	5-1
Mar 30	North Carolina	W	5-1
Mar 31	North Carolina	L	1-3
Mar 31	Wake Forest	W	3-2
Apr 1	Wake Forest	L	0-1
Apr 1	North Carolina	W	2-1
Apr 5	Parsons	L	0-10
Apr 6	Parsons	L	4-16
Apr 7	at Auburn	L	2-5
Apr 8	at Auburn	W	9-3
Apr 21	at Tulane	W	8-5
Apr 22	at Tulane	W	7-5
Apr 23	at Loyola	W	5-1
Apr 24	at Loyola	W	5-1
Apr 28	at Georgia Southern	W	7-1

Apr 29	at Georgia Southern	W	5-2
May 5	Georgia Southern	W	2-0
May 6	Georgia Southern	W	7-0
May 11	Jacksonville	W	7-0
May 16	at Jacksonville	W	8-1
May 19	Florida	W	7-5
May 20	Florida	L	2-5
May 26	at Florida	W	6-3
May 27	at Florida	L	1-2
May 27	at Florida	L	1-3
Jun 2	vs. Clemson#	W	5-3
Jun 3	vs. Auburn#	L	3-13
Jun 4	vs. Clemson#	L	4-6

NOTE: Includes two forfeit wins over Tampa, May 9 & 10.

1968 35-6

Fred Hatfield, Head Coach

NCAA DISTRICT 3 PLAYOFFS

COLLEGIATE BASEBALL - 12TH

Mar 16	Valdosta Red Sox	W	7-0
Mar 17	Valdosta Red Sox	W	11-3
Mar 19	Georgia	W	2-0
Mar 20	Georgia	L	2-3
Mar 23	Penn State	W	10-8
Mar 25	Springfield	W	10-9
Mar 26	Penn State	W	7-2
Mar 27	Springfield	W	18-0
Mar 27	Wake Forest	W	3-0
Mar 28	Wake Forest	W	7-4
Mar 29	Southern Illinois	W	6-0
Mar 30	Southern Illinois	W	8-4
Apr 1	Southern Illinois	W	5-3
Apr 8	Kentucky Wesleyan	W	15-1
Apr 9	Kentucky Wesleyan	W	15-5
Apr 12	Valdosta Red Sox	W	18-3
Apr 13	Valdosta Red Sox	W	3-1
Apr 19	Miami	W	4-1
Apr 20	Miami	W	7-6
Apr 22	Auburn	W	2-1
Apr 23	Auburn	W	7-3
Apr 26	Loyola	W	5-1
Apr 27	Loyola	W	4-1
May 3	at Georgia Southern	W	12-6
May 4	at Georgia Southern	W	4-1
May 7	at Florida	L	2-3
May 8	at Florida	L	2-3
May 10	Georgia Southern	W	10-2
May 11	Georgia Southern	W	9-4
May 13	at Auburn	W	3-2
May 14	at Auburn	L	1-18
May 15	Jacksonville	W	4-0
May 16	Jacksonville	W	9-4
May 24	Florida	W	1-0
May 25	Florida	W	5-0
May 25	Florida	W	5-0
May 30	vs. East Carolina#	L	1-2
May 31	vs. Alabama#	W	6-1
Jun 1	vs. East Carolina#	W	3-2
Jun 1	vs. North Carolina State#	W	15-12
Jun 3	vs. North Carolina State#	L	1-4

1969 39-12-1

Jack Stallings, Head Coach

COLLEGIATE BASEBALL - 10TH

Mar 6	at Florida Southern	T	5-5
Mar 7	at Miami	W	6-2
Mar 8	at Miami	W	5-0
Mar 9	at St. Leo	L	2-3
Mar 14	Auburn	L	0-1
Mar 15	Auburn	W	6-1
Mar 22	Loyola	L	3-5
Mar 22	Loyola	W	2-0
Mar 24	Tulane	W	5-0
Mar 24	Tulane	L	0-1
Mar 25	Penn State	W	4-3
Mar 26	Penn State	W	8-1
Mar 27	Penn State	W	6-0
Mar 28	Penn State	W	8-4
Mar 28	Southern Illinois	L	0-1
Mar 29	Southern Illinois	W	3-1
Mar 29	Southern Illinois	W	5-4
Apr 2	Belmont Abbey	W	10-9



YEAR-BY-YEAR RESULTS

Apr 2	Wake Forest	W	9-4
Apr 3	Belmont Abbey	W	8-4
Apr 3	Wake Forest	W	16-6
Apr 4	Wake Forest	W	16-14
Apr 4	South Carolina	W	4-3
Apr 5	Wake Forest	W	10-1
Apr 7	Furman	W	8-2
Apr 8	Furman	W	7-2
Apr 9	Kentucky Wesleyan	W	18-1
Apr 10	Kentucky Wesleyan	W	17-0
Apr 11	South Florida	W	7-3
Apr 12	South Florida	W	5-2
Apr 13	Clemson	W	6-2
Apr 14	Clemson	W	3-1
Apr 21	at Georgia	W	5-0
Apr 22	at Georgia	W	12-3
Apr 23	St. Leo	W	6-2
Apr 28	Florida	W	3-1
Apr 29	Florida	W	4-9
Apr 30	Georgia Southern	L	2-3
May 1	Georgia Southern	W	9-5
May 3	Georgia Tech	W	2-1
May 3	Georgia Tech	L	5-8
May 7	at Jacksonville	W	7-5
May 8	at Jacksonville	L	2-4
May 9	Georgia Southern	W	8-1
May 10	Georgia Southern	L	3-4
May 17	South Alabama	W	5-4
May 17	South Alabama	W	4-0
May 19	at Auburn	L	4-7
May 20	at Auburn	W	6-3
May 23	at Florida	L	0-8
May 24	at Florida	L	1-3
May 24	at Florida	W	3-1

1970 49-9-1

Jack Stallings, Head Coach

COLLEGE WORLD SERIES

COLLEGIATE BASEBALL - 2ND

Mar 4	Union	W	5-1
Mar 4	Union	W	6-2
Mar 13	St. Leo	W	6-1
Mar 14	St. Leo	W	5-4
Mar 20	at Florida Southern	W	1-0
Mar 21	at Miami	W	10-1
Mar 22	Michigan State	L	5-6
Mar 22	at Miami	W	8-3
Mar 24	at Stetson	W	1-0
Mar 25	Bowling Green	W	17-8
Mar 25	New York University	W	6-1
Mar 26	Rider	W	8-1
Mar 27	New York University	W	4-1
Mar 28	Southern Illinois	W	6-1
Mar 30	North Carolina	W	15-6
Mar 30	North Carolina	W	5-4
Mar 31	North Carolina	W	3-2
Apr 1	Illinois	W	5-4
Apr 2	Maryland	W	6-2
Apr 2	Holy Cross	W	11-4
Apr 3	Illinois	W	10-0
Apr 4	Holy Cross	W	3-0
Apr 5	Maryland	W	4-3
Apr 6	Auburn	W	10-4
Apr 7	Auburn	L	3-5
Apr 10	at South Alabama	W	8-4
Apr 11	at South Alabama	W	4-0
Apr 12	at South Alabama	W	11-0
Apr 17	at South Florida	W	7-0
Apr 18	at South Florida	W	8-0
Apr 19	at St. Leo	W	8-3
Apr 23	Florida Southern	W	7-6
Apr 24	South Alabama	W	9-0
Apr 25	South Alabama	L	3-5
Apr 25	South Alabama	T	2-2
May 1	Georgia Southern	W	12-5
May 2	Georgia Southern	W	8-4
May 4	Jacksonville	W	4-1
May 5	Jacksonville	W	9-2
May 8	Miami	W	11-4
May 9	Miami	W	6-2
May 12	at Florida	L	1-3
May 13	at Florida	L	4-5

May 15	at Georgia Southern	W	8-3
May 16	at Georgia Southern	L	1-2
May 18	at Auburn	W	5-0
May 19	at Auburn	W	7-6
May 22	Florida	L	3-4
May 23	Florida	W	1-0
May 23	Florida	W	9-4
May 28	vs. East Carolina#	W	2-0
May 29	vs. Maryland#	W	0-1
May 30	vs. Mississippi State#	W	5-4
Jun 13	vs. Arizona###	W	4-0
Jun 14	vs. Dartmouth###	W	6-0
Jun 15	vs. Texas###	L	1-5
Jun 16	vs. Ohio University###	W	2-0
Jun 17	vs. Texas###	W	11-2
Jun 18	vs. Southern California###	L	1-2 (15)

1971 41-16

Jack Stallings, Head Coach

COLLEGIATE BASEBALL - 23RD

Mar 2	Valdosta St.	W	13-1
Mar 3	Union	W	5-0
Mar 3	Union	W	14-0
Mar 4	Union	W	7-6
Mar 5	St. Leo	W	9-8
Mar 6	St. Leo	W	7-6
Mar 11	Lafayette	W	3-0
Mar 12	Lafayette	W	1-0
Mar 13	Lafayette	W	2-0
Mar 20	at Miami	W	5-4
Mar 21	at Miami	L	4-5
Mar 22	Ohio State	L	1-9
Mar 23	Michigan State	W	9-5
Mar 24	at St. Leo	W	14-2
Mar 25	Western Michigan	L	5-7
Mar 25	Florida A&M	W	2-1
Mar 26	Florida A&M	W	21-0
Mar 26	Western Michigan	W	7-5
Mar 27	Western Michigan	L	1-5
Mar 28	Florida A&M	W	7-1
Mar 31	Brown	L	0-2
Apr 1	Brown	W	5-1
Apr 1	Brown	W	3-1
Apr 2	Brown	W	12-1
Apr 3	Brown	W	4-1
Apr 3	Brown	W	6-1
Apr 6	at Jacksonville	L	4-13
Apr 7	at Jacksonville	W	8-6
Apr 8	Northern Illinois	W	7-1
Apr 9	Miami	W	7-5
Apr 10	Miami	L	4-7
Apr 12	Auburn	W	13-8
Apr 13	Auburn	L	8-11
Apr 14	at Valdosta St.	W	17-3
Apr 17	at Clemson	L	0-11
Apr 17	at Clemson	L	7-12
Apr 18	at Clemson	L	2-3
Apr 19	at Georgia	W	6-0
Apr 19	at Georgia	L	2-4
Apr 24	South Alabama	W	9-7
Apr 24	South Alabama	L	4-5
Apr 25	South Alabama	W	9-4
Apr 26	South Florida	W	10-6
Apr 27	South Florida	W	4-3
Apr 30	Stetson	W	2-0
May 1	Stetson	W	1-0
May 1	Georgia Southern	L	1-2
May 2	Georgia Southern	W	6-1
May 8	at South Alabama	W	7-3
May 14	at Georgia Southern	W	1-0
May 17	at Auburn	W	9-4
May 18	at Auburn	W	6-5
May 21	at Florida	W	7-2
May 22	at Florida	W	2-0
May 22	at Florida	L	3-4
May 28	Florida	L	1-4
May 29	Florida	W	7-0

1972 45-23

Jack Stallings, Head Coach

NCAA DISTRICT 3 PLAYOFFS

COLLEGIATE BASEBALL - 19TH

Mar 2	at Stetson	W	6-3
Mar 3	at Stetson	W	7-1
Mar 4	at Rollins	W	2-0
Mar 5	at Rollins	W	11-6
Mar 6	St. Josephs	W	14-1
Mar 7	St. Josephs	W	12-6
Mar 8	St. Josephs	W	8-1
Mar 10	Clemson	W	11-7
Mar 11	Clemson	W	6-3
Mar 12	Clemson	W	20-3
Mar 18	at Florida Southern	W	11-4
Mar 20	at Miami	W	7-4
Mar 21	at South Florida	L	3-4
Mar 22	at South Florida	W	6-2
Mar 23	at St. Leo	W	8-7
Mar 24	Auburn	L	3-9
Mar 25	Auburn	W	16-13
Mar 25	Vanderbilt	L	1-11
Mar 26	Vanderbilt	W	4-3
Mar 27	Vanderbilt	W	19-4
Mar 31	Western Michigan	W	6-1
Mar 31	Florida Southern	L	2-4
Apr 1	Western Michigan	L	7-8
Apr 1	Western Michigan	L	4-7
Apr 2	Western Michigan	W	8-1
Apr 4	Virginia	W	8-6
Apr 5	Virginia	W	14-7
Apr 6	at Valdosta St.	L	2-14
Apr 7	at Jacksonville	L	4-7
Apr 8	at Jacksonville	L	3-4
Apr 9	at Georgia Southern	W	7-3
Apr 10	at Georgia Southern	L	6-7
Apr 13	Florida A&M	W	12-10
Apr 14	St. Leo	W	12-10
Apr 15	St. Leo	W	15-1
Apr 19	Florida A&M	W	9-2
Apr 22	South Alabama	L	2-9
Apr 22	South Alabama	L	2-5
Apr 23	South Alabama	L	4-6
Apr 26	Chicago St.	W	10-5
Apr 27	Chicago St.	W	12-0
Apr 27	Chicago St.	W	11-2
Apr 29	Georgia Tech	W	4-2
Apr 30	Georgia Tech	W	8-3
May 2	at Florida A&M	W	12-4
May 3	at Florida A&M	W	13-7
May 4	Jacksonville	L	1-3
May 5	Jacksonville	W	6-5
May 6	Georgia Southern	L	3-4
May 6	Georgia Southern	W	5-2
May 7	Georgia Southern	W	12-10
May 9	Valdosta St.	W	3-2
May 10	Miami	L	4-5
May 10	Miami	L	3-4
May 11	Miami	W	4-3
May 13	at South Alabama	W	6-4
May 13	at South Alabama	W	3-1
May 14	at South Alabama	L	0-10
May 15	at Auburn	L	3-9
May 16	at Auburn	W	7-4
May 19	at Florida	L	1-3
May 20	at Florida	L	1-3
May 26	Florida	W	8-1
May 27	Florida	W	4-2
May 27	Florida	W	9-4
Jun 1	vs. South Alabama#	L	5-6
Jun 2	vs. Richmond#	W	10-5
Jun 3	vs. Mississippi#	L	3-8



YEAR-BY-YEAR RESULTS

1973	38-21	Mar 21 at Tampa	W	9-5	Apr 8 South Alabama	L	4-8
Jack Stallings, Head Coach		Mar 22 Tennessee	L	4-7	Apr 9 South Alabama	W	5-4
COLLEGIATE BASEBALL - 24TH		Mar 23 Tennessee	L	0-2	Apr 12 Georgia Tech	W	11-0
Feb 15 at Miami	L	Mar 24 Ohio	L	3-6	Apr 13 Georgia Tech	W	9-3
Feb 16 at Florida International	W	Mar 26 South Carolina	L	1-4	Apr 15 Auburn	W	3-1
Mar 1 at South Florida	W	Mar 26 South Carolina	L	0-1	Apr 16 Auburn	W	4-0
Mar 2 at South Florida	L	Mar 27 Rider	W	6-1	Apr 17 Stetson	W	6-2
Mar 3 at Tampa	W	Mar 29 Western Michigan	L	3-7	Apr 18 Stetson	W	5-3
Mar 4 at Tampa	W	Mar 29 Western Michigan	L	2-4	Apr 22 at Jacksonville	W	4-0
Mar 10 St. Josephs	W	Mar 30 at Valdosta St.	W	6-3	Apr 23 at Jacksonville	L	1-2
Mar 11 St. Josephs	W	Apr 2 Columbus	W	3-0	Apr 25 at Mercer-Macon	L	2-5
Mar 14 Jacksonville St.	W	Apr 5 Niagara	W	4-2	Apr 26 at Mercer-Macon	W	5-0
Mar 15 Marietta	L	Apr 6 Lewis	L	11-12	Apr 29 at Florida	W	9-5
Mar 24 at Miami	W	Apr 7 Lewis	L	0-4	Apr 29 at Florida	L	5-8
Mar 25 at Miami	W	Apr 8 Lewis	L	5-7	Apr 30 at Florida	W	8-7
Mar 26 at Florida Southern	L	Apr 9 Mercer-Atlanta	W	3-1	May 2 Georgia Southern	W	8-2
Mar 27 at St. Leo	W	Apr 10 Mercer-Atlanta	W	14-11	May 3 Georgia Southern	W	6-0
Mar 28 at Valdosta St.	W	Apr 11 Tampa	W	7-4	May 4 at Georgia Southern	W	10-5
Apr 1 Fairleigh Dickinson	W	Apr 11 Tampa	W	11-1	May 4 at Georgia Southern	W	6-3
Apr 1 Fairleigh Dickinson	W	Apr 12 Mercer-Macon	W	5-0	May 5 at Georgia Southern	L	7-8
Apr 5 Rollins	W	Apr 13 Mercer-Macon	W	13-11	May 7 at South Alabama	W	7-1
Apr 6 Rollins	W	Apr 15 Florida International	W	2-0	May 11 at Columbus	W	6-4
Apr 8 South Alabama	L	Apr 15 Florida International	L	4-5	May 12 at Auburn	W	4-1
Apr 8 South Alabama	W	Apr 18 Miami	W	2-1	May 12 at Auburn	L	3-4
Apr 9 Auburn	L	Apr 18 Miami	W	7-4	May 23 vs. Miami#	W	1-0
Apr 10 Auburn	L	Apr 19 Miami	L	3-17	May 24 vs. Louisiana State#	W	4-2
Apr 11 Cumberland	W	Apr 20 at Georgia Southern	L	3-13	May 25 vs. Miami#	W	6-5
Apr 12 Cumberland	W	Apr 21 at Georgia Southern	W	4-2	Jun 7 vs. Eastern Michigan###	L	1-2 (10)
Apr 13 St. Leo	W	Apr 22 Florida Southern	L	2-4	Jun 8 vs. Seton Hall###	L	0-11
Apr 14 St. Leo	W	Apr 24 Valdosta St.	L	1-15			
Apr 15 Tampa	W	Apr 26 South Florida	W	2-1	1976	40-16	
Apr 16 Tampa	W	Apr 27 South Florida	W	9-8	Woody Woodward, Head Coach		
Apr 17 Valdosta St.	W	Apr 29 Auburn	W	11-1	NCAA REGIONALS		
Apr 19 Miami	L	Apr 30 Auburn	L	3-6	Feb 22 at Biscayne	W	9-4
Apr 20 Miami	W	May 4 Georgia Southern	W	7-6	Feb 22 at Biscayne	W	8-5
Apr 21 at Georgia Southern	L	May 5 Georgia Southern	W	6-1	Feb 23 at Miami	W	5-1
Apr 21 at Georgia Southern	W	May 5 Georgia Southern	W	3-2	Feb 28 SW Louisiana	W	3-2
Apr 22 at Georgia Southern	L	May 12 at Columbus	W	4-2	Feb 29 SW Louisiana	W	13-10
Apr 23 at Florida A&M	W	May 13 at Auburn	L	4-5	Mar 3 Columbus	W	5-4
Apr 26 at Clemson	L	May 14 at Auburn	L	1-7	Mar 4 Georgia SW	W	20-1
Apr 26 at Clemson	W	May 15 Jacksonville	W	9-2	Mar 4 Georgia SW	W	12-0
Apr 27 at Clemson	W	May 16 Jacksonville	W	8-6	Mar 6 at Georgia SW	L	7-9
Apr 28 at Georgia Tech	L	May 17 Florida	T	0-0	Mar 6 at Georgia SW	W	10-4
Apr 29 at Georgia Tech	L	May 18 Florida	L	2-6	Mar 9 Biscayne	W	10-7
Apr 30 Jacksonville	L	May 18 Florida	W	4-3	Mar 10 Biscayne	W	17-6
Apr 30 Jacksonville	W	May 19 Florida	L	4-5	Mar 18 Howard	L	1-6
May 1 Jacksonville	W	May 20 Florida	W	4-3	Mar 18 Howard	W	9-1
May 5 Georgia Southern	L				Mar 20 Valdosta St.	W	9-0
May 6 Georgia Southern	W	1975	49-10		Mar 20 St. Leo	W	8-0
May 7 Florida A&M	W	Woody Woodward, Head Coach			Mar 21 St. Leo	W	7-1
May 12 at South Alabama	L	COLLEGE WORLD SERIES			Mar 23 Stetson	W	8-0
May 12 at South Alabama	L	COLLEGIATE BASEBALL - 7TH			Mar 23 Stetson	W	10-4
May 13 at South Alabama	L	Feb 25 at St. Leo	W	1-0	Mar 24 Jacksonville	W	21-5
May 14 at Auburn	W	Feb 26 at St. Leo	W	10-4	Mar 24 Jacksonville	W	6-5
May 15 at Auburn	W	Mar 1 Florida	W	14-0	Mar 26 Otterbein	W	12-2
May 17 Stetson	L	Mar 2 Florida	W	6-4	Mar 26 Otterbein	W	10-3
May 18 Stetson	L	Mar 6 Jacksonville	W	6-4	Mar 28 at Valdosta St.	W	6-2
May 19 Florida	W	Mar 6 Jacksonville	W	12-3	Mar 29 at Stetson	L	10-11
May 20 Florida	W	Mar 7 Jacksonville	W	8-0	Mar 30 at Stetson	L	5-9
May 25 at Florida	W	Mar 8 Valdosta St.	W	9-0	Apr 3 at Georgia Southern	W	10-3
May 26 at Florida	L	Mar 9 at Valdosta St.	W	8-3	Apr 4 at Georgia Southern	L	4-6
May 26 at Florida	W	Mar 12 Mercer-Macon	W	4-0	Apr 8 at Jacksonville	W	6-1
		Mar 13 Mercer-Macon	W	5-0	Apr 9 at Jacksonville	L	2-6
1974	37-25	Mar 15 Florida International	W	7-5	Apr 10 Mercer	L	12-14
Jack Stallings, Head Coach		Mar 20 St. Leo	W	4-0	Apr 10 Mercer	W	8-2
Feb 27 at Jacksonville	L	Mar 20 St. Leo	W	7-2	Apr 11 South Florida	W	6-1
Feb 27 at Jacksonville	W	Mar 22 Florida International	W	12-4	Apr 11 South Florida	W	4-0
Feb 28 at Jacksonville	W	Mar 23 Michigan State	L	3-4	Apr 12 Florida	W	8-2
Mar 2 Troy State	W	Mar 24 Army	W	7-4	Apr 13 Florida	W	3-1
Mar 2 Troy State	W	Mar 24 Michigan State	W	11-4	Apr 14 Niagara	W	13-4
Mar 5 N.C. Wilmington	W	Mar 25 at Miami	W	3-0	Apr 14 Niagara	W	4-3
Mar 6 N.C. Wilmington	W	Mar 26 at Miami	L	0-2	Apr 15 Niagara	W	15-4
Mar 7 N.C. Wilmington	W	Mar 27 at Miami	W	10-7	Apr 17 at South Alabama	W	9-4
Mar 8 Clemson	W	Mar 28 Niagara	W	16-1	Apr 17 at South Alabama	L	0-1
Mar 9 Clemson	L	Mar 29 Tampa	W	4-3	Apr 18 at South Alabama	L	2-3
Mar 10 Clemson	W	Mar 29 Tampa	W	10-2	Apr 20 at Florida	W	8-5
Mar 16 at Miami	L	Mar 31 Niagara	W	7-2	Apr 21 at Florida	W	11-3
Mar 17 at Miami	L	Mar 31 Niagara	W	10-4	Apr 24 South Alabama	W	21-6
Mar 18 at Florida International	W	Apr 2 Columbus	W	10-2	May 2 at Georgia Tech	W	18-6
Mar 19 at Florida Southern	W	Apr 4 Miami	W	8-0	May 2 at Georgia Tech	L	3-4
Mar 20 at Tampa	L	Apr 5 Miami	W	5-2	May 5 Miami	L	1-6
		Apr 8 South Alabama	W	4-2	May 6 Miami	L	7-9



YEAR-BY-YEAR RESULTS

May 6	Miami	W	20-4
May 8	Georgia Southern	L	5-11
May 9	Georgia Southern	W	5-2
May 9	Georgia Southern	L	3-4
May 21	Jacksonville#	W	6-1
May 24	Auburn#	L	1-2
May 24	Jacksonville#	L	7-9

1977 37-13 (4-1 METRO)

Woody Woodward, Head Coach

METRO CONFERENCE CHAMPIONS

Feb 26	St. Leo	W	9-2
Mar 1	Jacksonville	W	12-1
Mar 2	Jacksonville	W	4-0
Mar 7	Florida	L	3-8
Mar 7	Florida	L	1-2
Mar 13	at Valdosta St.	W	14-5
Mar 17	Kentucky	L	0-14
Mar 17	Kentucky	W	6-4
Mar 18	Marietta	W	8-0
Mar 19	Olivet	W	23-0
Mar 19	Olivet	W	16-1
Mar 20	North Central	W	11-5
Mar 20	North Central	W	11-3
Mar 21	North Central	W	14-3
Mar 22	at Jacksonville	W	9-5
Mar 23	at Jacksonville	L	8-10
Mar 26	Georgia Southern	L	2-3
Mar 26	Georgia Southern	W	6-0
Mar 27	Georgia Southern	W	6-3
Mar 29	Troy State	W	8-0
Mar 30	Troy State	W	6-2
Apr 1	Nevada-Las Vegas	W	4-2
Apr 2	Nevada California	L	5-16
Apr 3	Hawaii	L	4-5
Apr 4	Kearney State	W	13-9
Apr 5	Southern California	W	3-2
Apr 6	Nevada-Las Vegas	W	4-2
Apr 7	Kearney State	W	11-1
Apr 8	Hawaii	W	5-2
Apr 9	Valdosta St.	W	9-3
Apr 10	St. Leo	W	9-5
Apr 11	St. Leo	W	9-1
Apr 16	at Florida	L	3-7
Apr 17	at Florida	W	8-7
Apr 18	Miami	W	14-10
Apr 19	Miami	L	4-10
Apr 20	South Florida	W	5-0
Apr 21	South Florida	W	8-6
Apr 25	at Miami	L	10-12
Apr 26	at Miami	L	3-12
Apr 26	at Miami	L	2-10
Apr 30	Mercer	W	6-4
May 4	Mercer	W	9-1
May 7	Georgia Southern	W	4-3
May 8	Georgia Southern	W	10-9
May 13	vs. Tulane<	W	12-4
May 13	vs. Louisville<	W	5-2
May 14	at Memphis State<	W	10-2
May 15	vs. Tulane<	L	3-4
May 15	vs. Tulane<	W	11-1

1978 44-18 (9-4 METRO)

Woody Woodward, Head Coach

NCAA REGIONALS

Mar 3	Tulane	W	6-1
Mar 3	Tulane	L	3-8
Mar 4	South Florida	W	7-4
Mar 5	South Florida	W	2-0
Mar 6	Rose-Hulman	W	17-0
Mar 6	Rose-Hulman	W	6-5
Mar 7	Rose-Hulman	W	7-3
Mar 7	Rose-Hulman	W	13-1
Mar 9	East Tennessee State	W	14-1
Mar 10	East Tennessee State	W	7-4
Mar 11	St. Leo	W	11-6
Mar 12	St. Leo	W	7-3
Mar 16	Morehead State	W	16-4
Mar 16	Morehead State	W	3-2
Mar 17	Western Kentucky	W	13-4
Mar 17	Western Kentucky	W	16-3
Mar 18	Ohio State	W	3-2

Mar 19	Ohio State	W	24-13
Mar 19	Cincinnati	W	11-5
Mar 20	Cincinnati	W	10-6
Mar 21	Ohio State	W	7-4
Mar 21	Cincinnati	W	10-6
Mar 25	Tulane	L	0-4
Mar 25	Tulane	W	3-0
Mar 26	South Alabama	L	5-16
Mar 26	South Alabama	L	2-9
Mar 29	Oakland	W	15-6
Mar 29	Oakland	W	6-2
Mar 31	at South Florida	W	5-1
Mar 31	at South Florida	W	8-3
Apr 2	at St. Leo	W	8-4
Apr 2	at St. Leo	L	3-4
Apr 4	South Alabama	W	5-4
Apr 4	South Alabama	W	7-3
Apr 8	at Jacksonville	L	3-4
Apr 9	at Jacksonville	W	11-5
Apr 11	Jacksonville	W	11-9
Apr 12	Jacksonville	W	11-6
Apr 15	at Georgia Southern	W	1-0
Apr 16	at Georgia Southern	L	3-4
Apr 17	Valdosta St.	W	10-7
Apr 20	at UNLV	L	4-16
Apr 21	at UNLV	L	1-3
Apr 22	at UNLV	L	6-9
Apr 23	at UNLV	L	6-13
Apr 26	Florida	W	5-1
Apr 27	Florida	W	9-8
Apr 30	Valdosta St.	W	13-5
May 2	at Florida	W	7-1
May 2	at Florida	L	4-5
May 3	Mercer	W	12-11
May 6	Georgia Southern	W	9-3
May 7	Georgia Southern	L	2-4
May 7	Georgia Southern	L	4-7
May 11	Georgia Tech<	W	4-3
May 12	Louisville<	L	3-4
May 12	Tulane<	W	3-2
May 13	Georgia Tech<	W	8-4
May 13	Louisville<	W	7-5
May 14	Memphis State<	L	9-10
May 19	Marshall#	L	0-4
May 20	Miami#	L	2-7

1979 43-17-1 (4-2 METRO)

Dick Howser, Head Coach

NCAA REGIONALS

COLLEGIATE BASEBALL - 27TH

Feb 28	Troy State	W	6-4
Feb 28	Troy State	W	12-0
Mar 3	Mercer	W	7-5
Mar 4	at Valdosta St.	L	0-2
Mar 6	Valdosta St.	L	12-14
Mar 6	Valdosta St.	W	6-0
Mar 8	at Florida	W	4-3
Mar 9	at Florida	L	3-16
Mar 10	St. Leo	W	18-2
Mar 11	St. Leo	W	5-2
Mar 13	St. Francis	W	4-1
Mar 13	St. Francis	L	2-5
Mar 14	Tulane	W	7-3
Mar 14	Tulane	W	9-2
Mar 15	St. Francis	W	14-5
Mar 15	St. Francis	W	8-1
Mar 16	Austin Peay	W	4-2
Mar 16	Austin Peay	W	12-0
Mar 17	Western Kentucky	W	14-4
Mar 17	Jacksonville	W	8-3
Mar 18	Jacksonville	W	21-8
Mar 19	Mercer-Atlanta	W	4-2
Mar 20	at South Florida	W	6-4
Mar 21	at South Florida	W	12-4
Mar 22	Tennessee-Martin	W	4-1
Mar 22	Tennessee-Martin	W	10-4
Mar 23	Wright State	W	12-0
Mar 24	Wright State	W	13-6
Mar 26	Stetson	L	9-14
Mar 28	Oakland	W	13-4
Mar 28	Oakland	W	13-6
Mar 30	at Miami	L	3-4

Mar 31	at Miami	L	3-5
Apr 1	at St. Leo	W	11-5
Apr 1	at St. Leo	L	1-5
Apr 5	Florida A&M	W	13-1
Apr 8	Florida	W	12-7
Apr 11	Miami	W	9-2
Apr 12	Miami	W	3-2
Apr 14	at Georgia Southern	W	6-4
Apr 15	at Georgia Southern	L	4-7
Apr 15	at Georgia Southern	W	5-4
Apr 18	at Jacksonville	W	3-0
Apr 19	at Jacksonville	L	9-10
Apr 21	South Florida	W	3-1
Apr 22	South Florida	W	10-1
Apr 23	at Valdosta St.	T	14-14
Apr 24	Florida A&M	W	20-1
Apr 27	at Mercer	L	2-4
Apr 28	at Georgia Tech	W	5-2
Apr 29	at Georgia Tech	W	11-4
May 2	Florida A&M	W	9-1
May 4	Florida	W	20-7
May 5	Georgia Southern	L	3-8
May 6	Georgia Southern	L	1-8
May 11	Cincinnati<	W	13-3
May 12	Tulane<	L	5-10
May 12	Memphis State<	W	11-1
May 13	Tulane<	L	2-5
May 25	Florida#	L	5-9
May 26	Delaware#	L	6-7

1980 51-12 (5-2 METRO)

Mike Martin, Head Coach

METRO CONFERENCE CHAMPIONS

COLLEGE WORLD SERIES

COLLEGIATE BASEBALL - 7TH

Feb 22	at Miami	L	0-10
Feb 23	at Miami	L	3-4
Feb 24	at Miami	W	9-8
Feb 27	Troy State	W	5-3
Feb 27	Troy State	W	11-9
Mar 3	Lenoir Rhyne	W	10-3
Mar 4	at Jacksonville	W	8-4
Mar 5	at Jacksonville	W	17-8
Mar 5	at Jacksonville	W	16-3
Mar 8	Florida	L	6-21
Mar 11	Wingate	W	6-0
Mar 11	Wingate	W	5-4
Mar 13	Missouri-Rolla	W	18-3
Mar 13	Missouri-Rolla	W	13-0
Mar 16	Brooklyn College	W	23-5
Mar 17	Northern Kentucky	W	2-0
Mar 18	Mercer	W	9-7
Mar 19	Monmouth	W	27-2
Mar 21	Otterbein	W	18-3
Mar 21	Otterbein	W	15-6
Mar 22	Wright State	W	12-0
Mar 22	Wright State	L	2-6
Mar 24	at Tulane	L	2-3
Mar 27	Eastern Illinois	W	10-9
Mar 29	Dayton	W	28-2
Mar 31	at Mercer	W	7-4
Apr 5	Jacksonville	W	7-6
Apr 5	Jacksonville	W	15-3
Apr 6	Jacksonville	W	5-1
Apr 7	at Valdosta St.	W	15-9
Apr 8	Auburn	W	21-7
Apr 9	Auburn	W	2-0
Apr 11	at South Florida	W	12-0
Apr 11	at South Florida	W	3-1
Apr 12	at South Florida	W	14-3
Apr 15	at Florida	W	2-1
Apr 16	at Florida	W	15-2
Apr 20	Flagler	W	12-1
Apr 22	at Auburn	W	9-5
Apr 23	at Auburn	W	4-2
Apr 25	South Florida	W	10-4
Apr 26	South Florida	W	17-0
Apr 26	South Florida	W	5-4
Apr 29	at Troy State (forfeit)	L	3-5
Apr 29	at Troy State	W	12-3
Apr 30	Valdosta St.	W	11-4
May 3	Miami	L	6-10



YEAR-BY-YEAR RESULTS

May 4	Miami	W	7-5
May 5	Miami	L	5-7
May 9	Virginia Tech	L	4-12
May 9	Louisville<	W	13-1
May 10	Tulane<	W	12-5
May 10	Virginia Tech<	W	13-6
May 11	Memphis State<	W	14-11
May 11	Memphis State<	W	11-7
May 13	at Georgia Southern	W	5-3
May 13	at Georgia Southern	W	13-11
May 14	at Georgia Southern	L	3-8
May 22	New Orleans#	W	10-8
May 24	Western Kentucky#	W	19-7
May 25	Western Kentucky#	W	10-5
May 30	vs. Hawaii###	L	6-7
May 31	vs. Arizona###	L	3-5

1981 56-23 (10-4 METRO)

Mike Martin, Head Coach

METRO CONFERENCE CHAMPIONS

NCAA REGIONALS

BASEBALL AMERICA - 14TH

COLLEGIATE BASEBALL - 16TH

Feb 21	Georgia Southern	L	2-3
Feb 21	Georgia Southern	L	2-5
Feb 22	Georgia Southern	W	14-6
Feb 26	Georgia State	W	19-3
Feb 26	Georgia State	W	8-7
Feb 27	Georgia State	W	19-2
Feb 28	Clemson	W	9-8
Mar 1	Clemson	W	11-7
Mar 3	at Jacksonville	W	17-5
Mar 4	at Jacksonville	L	9-10
Mar 6	at Miami	L	3-4
Mar 7	at Miami	L	8-10
Mar 8	at Miami	L	4-19
Mar 10	Mercer	W	6-5
Mar 11	at Mercer	L	3-4
Mar 13	at Florida	W	3-1
Mar 14	at Florida	L	5-17
Mar 15	Wingate	W	15-6
Mar 15	Louisville	W	10-1
Mar 16	Ripon	W	7-1
Mar 16	Ripon	W	12-1
Mar 17	Wingate	W	4-2
Mar 17	Wingate	W	6-2
Mar 18	Campbellsville	W	19-4
Mar 19	Otterbein	W	11-8
Mar 19	Otterbein	W	9-4
Mar 20	South Carolina	W	9-8
Mar 21	South Carolina	L	5-8
Mar 22	South Carolina	W	12-6
Mar 23	Jackson State	W	12-11
Mar 24	Cleveland State	W	10-3
Mar 25	at Georgia	W	8-3
Mar 26	at Georgia	L	2-4
Mar 27	at Georgia State	W	15-5
Mar 28	at Georgia State	W	16-8
Mar 29	at Georgia State	L	1-3
Apr 1	Florida	W	14-10
Apr 2	Florida	L	9-12
Apr 4	at Tulane	W	15-9
Apr 4	at Tulane	L	3-11
Apr 5	at Tulane	L	4-15
Apr 7	Jacksonville	W	8-7
Apr 7	Jacksonville	W	7-0
Apr 9	Flagler	L	3-4
Apr 9	Flagler	W	12-4
Apr 11	Memphis State	L	4-6
Apr 11	Memphis State	W	8-4
Apr 12	Memphis State	W	7-6
Apr 15	West Florida	W	6-1
Apr 15	West Florida	W	3-2
Apr 17	at South Carolina	W	7-5
Apr 19	at South Carolina	L	3-9
Apr 22	at South Florida	L	0-2
Apr 22	at South Florida	W	7-3
Apr 23	at South Florida	W	7-6
Apr 25	South Florida	W	8-2
Apr 25	South Florida	W	8-0
Apr 26	South Florida	W	14-5
Apr 27	Valdosta	W	14-6

Apr 28	at Auburn	W	7-1
Apr 29	at Auburn	W	4-3
May 2	Miami	L	2-3
May 3	Miami	W	5-4
May 4	Miami	L	3-4
May 6	Auburn	W	7-5
May 7	Auburn	W	11-3
May 8	at Georgia Southern	W	2-1
May 9	at Georgia Southern	W	6-1
May 10	at Valdosta	W	5-3
May 14	St. Louis<	W	15-3
May 15	Memphis State<	W	5-0
May 16	Tulane<	L	2-6
May 16	Memphis State<	W	7-3
May 17	Tulane<	W	22-4
May 17	Tulane<	W	15-5
May 21	vs. Florida#	W	5-1
May 22	vs. Minnesota#	W	9-5
May 23	at Miami#	L	6-14
May 23	vs. Florida#	L	4-5

1982 56-17-1 (9-6 METRO)

Mike Martin, Head Coach

NCAA REGIONALS

BASEBALL AMERICA - 16TH

COLLEGIATE BASEBALL - 22ND

Feb 13	Georgia State	W	23-0
Feb 13	Georgia State	W	9-1
Feb 14	Georgia State	W	25-11
Feb 17	Mercer-Atlanta	W	24-0
Feb 18	Mercer-Atlanta	W	19-2
Feb 19	Mercer-Atlanta	W	15-1
Feb 20	Georgia	L	5-21
Feb 21	Georgia	W	6-5
Feb 22	Southern University	W	12-10
Feb 23	Southern University	W	21-6
Feb 27	Southern Miss	W	16-7
Feb 28	Southern Miss	W	20-1
Mar 1	Georgia Southern	W	5-2
Mar 2	Georgia Southern	W	9-5
Mar 3	at Mercer	W	14-10
Mar 4	at Mercer-Atlanta	W	11-2
Mar 5	at Mercer-Atlanta	W	12-0
Mar 6	at Mercer-Atlanta	W	9-0
Mar 8	SE Missouri St.	W	19-2
Mar 9	Valparaiso	W	6-0
Mar 11	Florida	W	17-16
Mar 12	Florida	W	8-1
Mar 13	at Florida	L	6-9
Mar 14	at Florida	W	7-6
Mar 17	at Jacksonville	L	6-12
Mar 18	at Jacksonville	L	6-12
Mar 19	Otterbein	W	10-4
Mar 20	Cleveland State	W	27-4
Mar 21	Cleveland State	W	24-15
Mar 22	St. Xavier	W	11-0
Mar 23	Virginia Tech	W	7-2
Mar 24	Virginia Tech	W	12-4
Mar 25	Virginia Tech	L	1-5
Mar 26	Miami	L	5-6
Mar 27	Miami	W	5-3
Mar 28	Miami	W	9-3
Apr 1	at Clemson	W	8-1
Apr 2	at Clemson	W	7-6
Apr 3	at Georgia State	W	17-8
Apr 4	at Georgia State	W	31-6
Apr 6	West Florida	W	9-4
Apr 7	Jacksonville	L	4-7
Apr 8	Jacksonville	W	10-7
Apr 10	at Memphis State	L	1-3
Apr 10	at Memphis State	L	3-11
Apr 11	at Memphis State	W	12-6
Apr 13	at Auburn	L	5-9
Apr 14	at Auburn	W	10-8
Apr 16	Valdosta St.	W	4-0
Apr 17	Tulane	L	6-8
Apr 17	Tulane	W	4-3
Apr 18	Tulane	W	8-6
Apr 20	Auburn	W	14-0
Apr 21	Auburn	L	8-9
Apr 22	at Valdosta St.	W	4-1
Apr 24	Mercer	W	12-2

Apr 24	Mercer	W	8-1
Apr 30	Flagler	W	5-2
May 1	Flagler	W	13-1
May 4	at Georgia Southern	W	5-4
May 5	at Georgia Southern	W	8-4
May 5	at Georgia Southern	W	19-9
May 7	at Miami	L	5-11
May 8	at Miami	W	9-2
May 9	at Miami	T	7-7
May 13	Cincinnati<	W	10-2
May 14	Memphis State<	L	2-4
May 14	Louisville<	W	12-1
May 15	Virginia Tech<	W	2-1
May 15	Memphis State<	W	7-6
May 16	Tulane<	L	7-11
May 28	vs. Eastern Michigan#	L	2-7
May 29	vs. Ohio State#	W	8-3
May 30	vs. Oklahoma#	L	5-6

1983 55-18-1 (10-4 METRO)

Mike Martin, Head Coach

METRO CONFERENCE CHAMPIONS

NCAA REGIONALS

BASEBALL AMERICA - 7TH

COLLEGIATE BASEBALL - 15TH

Feb 12	Southern Mississippi	W	4-2
Feb 12	Southern Mississippi	W	8-4
Feb 16	at Mercer	W	22-6
Feb 17	at Mercer	W	14-5
Feb 18	at South Florida	L	10-11
Feb 19	at South Florida	W	5-2
Feb 20	at South Florida	L	1-4
Feb 22	Auburn	W	12-9
Feb 23	Auburn	W	6-1
Feb 25	at Miami	L	0-9
Feb 26	at Miami	L	2-4
Mar 1	Clemson	W	5-4
Mar 2	Clemson	T	3-3
Mar 5	at Florida	L	2-6
Mar 6	at Florida	L	14-16
Mar 8	Wingate	W	6-4
Mar 10	at UNLV	W	7-2
Mar 11	at UNLV	L	5-6
Mar 12	at UNLV	W	14-11
Mar 14	Louisville	L	4-6
Mar 15	Louisville	W	11-4
Mar 18	Wake Forest	W	10-2
Mar 19	Wake Forest	W	9-1
Mar 20	Wake Forest	W	7-3
Mar 21	Tennessee Tech	W	4-3
Mar 22	Tennessee Tech	W	12-2
Mar 24	at Auburn	W	7-5
Mar 25	Pittsburgh	W	7-4
Mar 26	Pittsburgh	W	12-4
Mar 27	Pittsburgh	W	13-0
Mar 28	St. Xavier	W	7-4
Mar 29	Louisiana State	L	5-15
Mar 30	Louisiana State	W	10-5
Mar 31	SW Louisiana	W	4-3
Apr 1	South Florida	W	7-6
Apr 2	South Florida	W	9-4
Apr 3	South Florida	W	12-2
Apr 4	at Jacksonville	L	2-5
Apr 5	at Jacksonville	L	7-9
Apr 8	Florida	L	5-7
Apr 9	Florida	W	9-3
Apr 10	at Georgia Southern	W	12-3
Apr 11	at Georgia Southern	W	9-6
Apr 13	Jacksonville	W	7-1
Apr 14	Jacksonville	W	7-2
Apr 15	Miami	W	6-5
Apr 16	Miami	W	4-3
Apr 17	Miami	W	5-0
Apr 19	Georgia Southern	W	16-4
Apr 20	Georgia Southern	W	8-1
Apr 21	Mercer	W	17-4
Apr 22	Mercer	W	14-5
Apr 23	Memphis State	W	17-0
Apr 23	Memphis State	W	2-1
Apr 24	Memphis State	L	6-7
Apr 29	Georgia State	W	17-4
Apr 30	Georgia State	W	10-2



YEAR-BY-YEAR RESULTS

Apr 30	Georgia State	W	8-3
May 2	at Georgia State	W	10-1
May 2	at Georgia State	L	4-7
May 3	at Georgia State	W	9-7
May 4	at LSU	W	8-2
May 5	at LSU	W	6-3
May 6	at SW Louisiana	W	3-0
May 7	at Tulane	L	5-6
May 8	at Tulane	L	6-8
May 12	Southern Miss<	W	14-7
May 13	Cincinnati<	W	9-2
May 14	Tulane<	W	4-2
May 15	Tulane<	W	9-6
May 27	South Alabama#	W	8-2
May 28	Alabama#	L	5-7
May 29	Miami#	L	5-10

1984 55-29 (15-3 METRO)

Mike Martin, Head Coach

METRO CONFERENCE CHAMPIONS

NCAA REGIONALS

Feb 3	vs. South Florida	W	7-6
Feb 4	at Miami	L	4-10
Feb 5	vs. Florida	L	3-8
Feb 10	at South Florida	W	4-3
Feb 11	at South Florida	W	10-6
Feb 12	at South Florida	W	10-8
Feb 14	West Florida	W	7-5
Feb 15	West Florida	W	7-1
Feb 16	Tampa	W	9-5
Feb 17	Tampa	W	7-6
Feb 18	Georgia Tech	W	12-6
Feb 19	Georgia Tech	L	2-15
Feb 21	Jacksonville	W	4-0
Feb 22	Jacksonville	W	13-3
Feb 24	at Miami	L	0-7
Feb 25	at Miami	W	5-4
Feb 26	at Miami	W	7-6
Feb 28	Auburn	W	10-4
Feb 29	Auburn	W	12-2
Mar 1	Ball State	W	13-2
Mar 2	Ball State	W	5-1
Mar 3	Ball State	W	12-2
Mar 4	Ball State	W	8-6
Mar 6	at UNLV	L	9-14
Mar 7	at UNLV	L	1-3
Mar 8	at UNLV	L	2-6
Mar 9	at Cal State Fullerton	L	3-5
Mar 10	at Cal State Fullerton	L	1-6
Mar 11	at Cal State Fullerton	W	10-4
Mar 13	Southern Miss	W	7-5
Mar 14	Southern Miss	L	8-9
Mar 15	Southern Miss	W	12-6
Mar 16	South Florida	W	3-2
Mar 17	South Florida	L	6-8
Mar 18	South Florida	L	3-6
Mar 19	Pittsburgh	W	5-0
Mar 21	Pittsburgh	W	21-1
Mar 21	Pittsburgh	W	6-0
Mar 22	Tennessee Tech	W	7-3
Mar 23	Alabama	W	18-16
Mar 24	Georgia Southern	W	5-4
Mar 25	Georgia Southern	W	21-3
Mar 29	at Clemson	L	0-13
Mar 30	at Clemson	L	3-13
Mar 31	at Georgia State	W	8-6
Apr 1	at Georgia State	W	26-13
Apr 4	Florida	L	3-11
Apr 4	Florida	W	11-9
Apr 5	at Jacksonville	L	2-10
Apr 6	at Jacksonville	L	8-10
Apr 7	at Georgia Southern	W	4-2
Apr 8	at Georgia Southern	L	3-6
Apr 10	Mercer	W	6-0
Apr 11	Mercer	W	13-2
Apr 13	Miami	W	3-2
Apr 14	Miami	L	3-4
Apr 15	Miami	W	5-4
Apr 17	at Florida	L	7-8
Apr 18	at Florida	W	7-4
Apr 19	South Alabama	L	4-12
Apr 20	South Alabama	L	3-9

Apr 21	Florida International	W	10-3
Apr 22	Florida International	W	12-3
Apr 27	Tulane	W	17-4
Apr 29	Tulane	W	8-4
Apr 29	Tulane	L	0-1
Apr 30	at South Alabama	L	7-8
May 1	at Southern Miss	W	9-3
May 2	at Southern Miss	W	11-2
May 3	at Southern Miss	W	16-6
May 4	at Memphis State	W	13-7
May 6	at Memphis State	W	11-3
May 6	at Memphis State	W	8-3
May 10	South Carolina<	L	3-4
May 11	Tulane<	W	4-2
May 11	Memphis State<	W	10-3
May 12	Cincinnati<	W	11-2
May 13	Virginia Tech<	W	17-3
May 13	South Carolina<	W	11-10
May 18	New Orleans	L	4-7
May 19	New Orleans	W	5-1
May 20	New Orleans	W	7-3
May 24	Stetson#	L	7-10
May 25	East Carolina#	L	4-7

1985 59-23 (17-6 METRO)

Mike Martin, Head Coach

METRO CONFERENCE CHAMPIONS

NCAA REGIONALS

BASEBALL AMERICA - 12TH

COLLEGIATE BASEBALL - 20TH

Feb 5	Armstrong State	W	7-0
Feb 6	Armstrong State	W	1-0
Feb 9	South Florida	W	11-5
Feb 10	South Florida	W	8-2
Feb 11	Grambling	W	13-7
Feb 12	Grambling	W	9-4
Feb 14	Samford	W	14-7
Feb 15	Samford	W	18-10
Feb 16	Southern Miss	W	20-1
Feb 16	Southern Miss	W	10-4
Feb 17	Southern Miss	W	24-3
Feb 22	at Miami	W	5-2
Feb 23	at Miami	L	4-15
Feb 24	at Miami	L	5-6
Feb 26	Georgia Southern	W	5-4
Feb 27	Georgia Southern	W	12-6
Feb 28	St. Leo	W	16-2
Mar 2	Ball State	L	11-12
Mar 2	Ball State	W	12-10
Mar 3	Ball State	W	15-6
Mar 4	Ball State	L	9-10
Mar 5	at Jacksonville	W	12-0
Mar 6	at Jacksonville	W	25-6
Mar 7	at Central Florida	W	6-2
Mar 8	at Central Florida	L	5-6
Mar 9	at South Florida	W	10-7
Mar 10	at South Florida	L	5-6
Mar 11	Western Kentucky	W	11-5
Mar 12	Western Kentucky	L	6-10
Mar 13	Samford	L	2-5
Mar 14	Samford	W	20-4
Mar 15	at Florida	L	2-3
Mar 16	at Florida	L	1-6
Mar 18	Pittsburgh	W	6-5
Mar 19	Pittsburgh	W	18-2
Mar 20	Pittsburgh	W	9-7
Mar 23	at Southern Miss	W	17-6
Mar 23	at Southern Miss	W	6-0
Mar 24	at Southern Miss	L	4-6
Mar 27	Southern Alabama	W	15-12
Mar 28	Florida	W	12-10
Mar 29	Georgia State	W	14-0
Mar 29	Georgia State	W	10-4
Mar 30	at Memphis State	L	2-3
Mar 31	at Memphis State	L	7-8
Apr 2	Florida	L	3-6
Apr 3	Jacksonville	L	5-7
Apr 4	Jacksonville	W	18-9
Apr 5	Tulane	W	9-6
Apr 6	Tulane	W	4-1
Apr 6	Tulane	W	9-4
Apr 8	Central Florida	W	6-3

Apr 9	Central Florida	W	12-0
Apr 10	Central Florida	W	19-6
Apr 12	Miami	L	2-3
Apr 13	Miami	W	13-5
Apr 14	Miami	L	5-8
Apr 16	at Georgia Southern	W	8-7
Apr 17	at Georgia Southern	W	6-4
Apr 20	Memphis State	L	4-7
Apr 20	Memphis State	W	8-3
Apr 21	Memphis State	W	7-2
Apr 28	at Georgia Tech	W	19-0
Apr 29	at Georgia Tech	W	13-3
May 2	at South Alabama	W	8-0
May 2	at South Alabama	W	12-10
May 4	at Tulane	W	9-3
May 4	at Tulane	W	5-2
May 5	at Tulane	L	8-9
May 9	Louisville<	W	11-3
May 10	Virginia Tech<	L	5-8
May 10	Cincinnati<	W	24-0
May 11	South Carolina<	W	7-5
May 12	Virginia Tech<	W	3-1
May 12	South Carolina<	W	11-5
May 17	North Carolina	W	13-7
May 18	North Carolina	W	9-5
May 19	North Carolina	L	8-9
May 23	George Mason#	W	11-0
May 24	Georgia Tech#	W	9-1
May 25	Arkansas#	L	6-7
May 26	Georgia Tech#	L	3-8



YEAR-BY-YEAR RESULTS

1986 61-13 (15-3 METRO)

Mike Martin, Head Coach
METRO CONFERENCE CHAMPIONS
COLLEGE WORLD SERIES
BASEBALL AMERICA - 2ND
COLLEGIATE BASEBALL - 2ND

Feb 12	Grambling	W	10-1
Feb 13	Grambling	W	20-6
Feb 14	Grambling	L	1-3
Feb 15	Southern Miss	W	7-6
Feb 15	Southern Miss	W	2-0
Feb 16	Southern Miss	W	14-6
Feb 18	Samford	W	9-6
Feb 19	Samford	W	9-1
Feb 22	Georgia Tech	W	6-4
Feb 23	Georgia Tech	W	9-4
Feb 25	at Florida	W	10-6
Feb 26	at Florida	W	10-7
Mar 1	South Florida	W	9-3
Mar 2	South Florida	W	8-7
Mar 4	at South Florida	W	9-8
Mar 5	at South Florida	L	3-6
Mar 8	Florida International	W	9-3
Mar 9	Florida International	W	12-10
Mar 10	Samford	W	19-2
Mar 11	Samford	W	15-5
Mar 12	Richmond	W	12-4
Mar 13	Richmond	W	14-4
Mar 14	Richmond	W	16-1
Mar 15	Richmond	W	13-3
Mar 17	Pittsburgh	W	7-0
Mar 18	Pittsburgh	W	10-2
Mar 19	Pittsburgh	W	22-1
Mar 20	Pittsburgh	W	17-1
Mar 22	at Southern Miss	L	1-5
Mar 22	at Southern Miss	W	2-0
Mar 23	at Southern Miss	W	13-9
Mar 24	at South Alabama	L	5-12
Mar 25	at South Alabama	W	13-4
Mar 26	South Alabama	W	14-4
Mar 27	South Alabama	W	13-9
Mar 29	at Memphis State	W	7-3
Mar 29	at Memphis State	W	6-1
Mar 30	at Memphis State	L	2-7
Apr 1	Central Florida	W	15-12
Apr 2	Central Florida	W	8-3
Apr 3	Jacksonville	W	9-2
Apr 4	Jacksonville	L	9-10
Apr 5	Tulane	W	7-5
Apr 6	Tulane	W	4-2
Apr 8	at Jacksonville	W	20-3
Apr 9	at Jacksonville	L	10-11
Apr 11	Miami	W	6-1
Apr 12	Miami	L	3-4
Apr 13	Miami	W	8-3
Apr 15	Florida	W	7-6
Apr 16	Florida	W	8-0
Apr 19	Memphis State	W	6-0
Apr 19	Memphis State	W	6-5
Apr 20	Memphis State	W	7-1
Apr 26	at Central Florida	W	3-1
Apr 29	at Florida International	W	12-0
May 2	at Miami	L	10-11
May 3	at Miami	W	14-6
May 4	at Miami	L	5-7
May 9	Cincinnati<	W	10-3
May 10	South Carolina<	L	5-8
May 10	Memphis State<	W	7-3
May 11	South Carolina<	W	3-0
May 12	South Carolina<	W	7-2
May 19	Louisiana State	W	6-4
May 22	North Carolina State#	W	10-6
May 23	Texas A&M#	W	12-9
May 24	South Florida#	W	11-7
May 31	vs. Indiana State###	W	5-3
Jun 3	vs. Miami###	W	7-2
Jun 6	vs. Arizona###	L	5-9
Jun 7	vs. Oklahoma State###	W	6-5
Jun 8	vs. Miami###	W	4-3
Jun 9	vs. Arizona###	L	2-10

1987 55-18 (19-4 METRO)

Mike Martin, Head Coach
METRO CONFERENCE CHAMPIONS
COLLEGE WORLD SERIES
BASEBALL AMERICA - 6TH
COLLEGIATE BASEBALL - 6TH

Feb 6	Samford	W	15-1
Feb 7	Samford	W	9-1
Feb 12	Grambling	W	4-3
Feb 13	Grambling	W	9-2
Feb 14	Grambling	W	12-6
Feb 17	Samford	W	4-1
Feb 18	Samford	W	7-2
Feb 20	New Orleans	L	1-3
Feb 21	Tulane	W	7-5
Feb 22	Louisiana State	W	2-1
Feb 28	Southern Miss	W	7-2
Feb 28	Southern Miss	W	10-4
Mar 1	Southern Miss	L	8-11
Mar 3	Ball State	W	10-3
Mar 4	Ball State	W	9-2
Mar 5	Ball State	W	14-10
Mar 8	South Florida	W	13-4
Mar 8	South Florida	L	4-5
Mar 10	at South Florida	L	2-5
Mar 11	at South Florida	W	17-1
Mar 13	Austin Peay	W	8-3
Mar 14	Austin Peay	W	15-0
Mar 15	Austin Peay	W	26-1
Mar 16	UNC-Charlotte	W	9-1
Mar 17	UNC-Charlotte	W	14-5
Mar 19	at South Alabama	L	3-7
Mar 21	at Southern Miss	L	1-3
Mar 21	at Southern Miss	W	4-2
Mar 22	at Southern Miss	W	13-9
Mar 24	Central Florida	W	12-4
Mar 25	Central Florida	W	4-3
Mar 28	at Memphis State	W	4-1
Mar 28	at Memphis State	W	8-0
Mar 29	at Memphis State	L	4-5
Mar 31	at Georgia Tech	W	7-5
Apr 1	at Georgia Tech	W	10-8
Apr 4	Georgia	L	5-6
Apr 5	Georgia	L	3-4
Apr 7	Jacksonville	W	9-3
Apr 8	Jacksonville	W	9-7
Apr 10	Miami	W	14-3
Apr 11	Miami	L	6-11
Apr 12	Miami	L	10-11
Apr 14	Florida	W	12-6
Apr 15	Florida	W	14-11
Apr 16	South Alabama	W	9-4
Apr 18	Memphis State	W	6-4
Apr 18	Memphis State	W	7-6
Apr 19	Memphis State	W	7-5
Apr 23	at Central Florida	L	5-8
Apr 24	at Jacksonville	W	9-8
Apr 25	at Jacksonville	W	11-10
May 1	at Miami	L	3-4
May 2	at Miami	W	6-4
May 3	at Miami	W	8-6
May 5	at Florida	L	5-10
May 6	at Florida	L	5-7
May 8	Mercer	W	6-2
May 9	Mercer	W	14-2
May 9	Mercer	W	8-3
May 13	vs. Louisville<	W	9-2
May 14	vs. Virginia Tech<	W	5-4
May 15	vs. South Carolina<	W	9-5
May 16	vs. Southern Miss<	W	5-1
May 16	vs. Cincinnati<	W	6-3
May 21	East Carolina#	W	10-5
May 22	Miami#	W	5-2
May 23	South Alabama#	W	12-3
May 24	South Alabama#	L	3-6
May 24	South Alabama#	W	9-2
May 29	vs. Louisiana State###	L	2-6 (10)
May 31	vs. Arizona State###	W	3-0
Jun 3	vs. Texas###	L	4-6 (10)

1988 50-18-1 (17-6 METRO)

Mike Martin, Head Coach
METRO CONFERENCE CHAMPIONS
NCAA REGIONALS
BASEBALL AMERICA - 17TH
COLLEGIATE BASEBALL - 15TH

Feb 12	Grambling	W	11-7
Feb 13	Grambling	W	16-3
Feb 14	Grambling	W	18-2
Feb 21	vs. Louisiana State	L	4-9
Feb 26	Southern Miss	W	6-3
Feb 27	Southern Miss	W	18-11
Feb 28	Southern Miss	L	5-6
Feb 29	Richmond	W	7-1
Mar 1	Richmond	W	11-4
Mar 2	Richmond	W	6-1
Mar 4	Ball State	W	6-4
Mar 5	South Florida	W	6-4
Mar 6	South Florida	W	4-2
Mar 8	at South Florida	W	4-1
Mar 9	at South Florida	L	3-6
Mar 11	Samford	W	19-3
Mar 12	Samford	W	12-3
Mar 13	Samford	W	7-2
Mar 15	Lamar	W	10-9
Mar 17	Alabama-Birmingham	W	10-4
Mar 19	at Southern Miss	L	4-5
Mar 19	at Southern Miss	L	1-2
Mar 20	at Southern Miss	L	7-9
Mar 21	Baptist	W	9-8
Mar 22	Baptist	W	15-1
Mar 23	Baptist	W	7-0
Mar 26	Florida International	L	7-8
Mar 27	Florida International	W	5-2
Mar 29	Jacksonville	W	10-7
Mar 30	Mercer	W	3-2
Mar 30	Mercer	L	9-10
Apr 1	at Minnesota	W	12-5
Apr 2	vs. Iowa	W	8-0
Apr 3	vs. Washington State	W	5-1
Apr 3	vs. Maine	W	4-2
Apr 5	at Old Dominion	W	6-5
Apr 6	at South Alabama	W	11-7
Apr 8	Miami	L	3-8
Apr 9	Miami	W	20-8
Apr 10	Miami	T	5-5
Apr 13	Florida	W	7-2
Apr 15	at Valdosta State	W	20-8
Apr 16	Memphis State	L	5-6
Apr 16	Memphis State	W	5-0
Apr 17	Memphis State	L	1-2
Apr 20	at Florida	L	5-8
Apr 22	South Alabama	W	13-11
Apr 23	Georgia Tech	W	15-2
Apr 24	Georgia Tech	L	2-10
May 1	Central Florida	W	8-1
May 1	Central Florida	W	2-1
May 3	at Central Florida	W	11-3
May 4	at Florida International	L	1-2
May 6	at Miami	W	6-5
May 7	at Miami	L	7-9
May 8	at Miami	W	6-3
May 10	at Jacksonville	L	2-5
May 13	at Memphis State	W	14-3
May 14	at Memphis State	W	9-5
May 15	at Memphis State	W	21-1
May 18	Louisville<	W	18-4
May 19	Virginia Tech<	W	9-6
May 20	South Carolina<	W	9-3
May 21	Memphis State<	W	4-2
May 21	South Carolina<	W	9-1
May 26	Stetson#	W	10-3
May 27	Tulane#	W	8-6
May 28	Florida#	L	3-9
May 29	Stetson#	L	2-7



YEAR-BY-YEAR RESULTS

1989 54-18 (14-4 METRO)

Mike Martin, Head Coach
METRO CONFERENCE CHAMPIONS
COLLEGE WORLD SERIES
BASEBALL AMERICA - 4TH
COLLEGIATE BASEBALL - 3RD

Feb 4	Arizona State	W	9-6
Feb 5	Arizona State	W	8-3
Feb 6	Georgia Tech	W	14-1
Feb 10	Grambling	W	8-3
Feb 11	Grambling	W	5-0
Feb 12	Grambling	W	8-2
Feb 18	at Florida	L	1-5
Feb 19	at Florida	L	5-6
Feb 20	Baptist	W	5-4
Feb 22	Baptist	W	10-2
Feb 25	South Florida	L	0-10
Feb 26	South Florida	W	8-7
Feb 28	at South Florida	L	5-6
Mar 1	at South Florida	L	3-14
Mar 3	Rice	L	3-4
Mar 4	Rice	W	6-0
Mar 5	Rice	W	3-0
Mar 7	Richmond	W	6-0
Mar 8	Richmond	W	12-3
Mar 9	Richmond	W	3-2
Mar 10	Ball State	W	10-0
Mar 11	Ball State	W	11-1
Mar 12	Ball State	W	16-0
Mar 14	Samford	W	18-2
Mar 15	Samford	W	14-0
Mar 17	at South Carolina	W	6-5
Mar 18	at South Carolina	L	3-4
Mar 19	at South Carolina	L	4-5
Mar 21	at Jacksonville	W	11-6
Mar 24	Cal State Fullerton	W	6-5
Mar 25	Cal State Fullerton	L	4-9
Mar 26	Cal State Fullerton	W	10-0
Mar 28	Mercer	W	2-1
Mar 29	Mercer	W	7-0
Mar 31	Southern Miss	W	10-2
Apr 1	Southern Miss	W	6-2
Apr 2	Southern Miss	W	7-2
Apr 4	Jacksonville	W	6-0
Apr 5	Jacksonville	W	14-3
Apr 7	Miami	W	3-0
Apr 8	Miami	L	1-8
Apr 9	Miami	W	11-3
Apr 11	Florida	L	0-5
Apr 12	Florida	W	7-5
Apr 14	Louisville	W	7-0
Apr 15	Louisville	W	10-1
Apr 16	Louisville	W	7-2
Apr 21	Virginia Tech	L	5-7
Apr 22	Virginia Tech	W	14-8
Apr 23	Virginia Tech	W	8-4
Apr 29	at Memphis State	W	6-2
Apr 29	at Memphis State	W	6-2
Apr 30	at Memphis State	W	3-1
May 2	at Jacksonville	L	6-7
May 5	at Miami	L	2-11
May 6	at Miami	L	2-8
May 7	at Miami	W	8-4
May 12	at Cincinnati	L	0-2
May 13	at Cincinnati	W	18-7
May 14	at Cincinnati	W	8-7
May 18	vs. Memphis State<	W	9-4
May 19	vs. Southern Miss<	W	14-7
May 20	vs. Virginia Tech<	W	8-2
May 20	vs. Southern Miss <	W	6-5 (12)
May 25	Rider College#	W	13-7
May 26	South Florida#	W	8-1
May 27	Auburn#	W	7-6
May 28	Clemson#	W	8-1
Jun 2	vs. North Carolina###	W	4-2
Jun 4	vs. Wichita State###	W	4-2
Jun 7	vs. Wichita State###	L	4-7
Jun 9	vs. Wichita State###	L	9-12

1990 57-15 (17-4 METRO)

Mike Martin, Head Coach
METRO CONFERENCE CHAMPIONS
NCAA REGIONALS
BASEBALL AMERICA - 8TH
COLLEGIATE BASEBALL - 10TH

Feb 2	Western Kentucky	W	6-3
Feb 3	Western Kentucky	W	6-4
Feb 4	Western Kentucky	W	6-4
Feb 10	vs. North Carolina	W	6-3
Feb 11	vs. Wichita State	L	7-8
Feb 17	Arizona	W	7-1
Feb 17	Arizona	W	16-8
Feb 18	Arizona	W	10-5
Feb 20	Florida International	W	5-0
Feb 21	Florida International	L	3-4
Feb 23	Virginia Military Institute	W	17-1
Feb 24	Virginia Military Institute	W	3-2
Feb 25	Virginia Military Institute	W	8-0
Mar 2	Ball State	W	19-10
Mar 3	Ball State	W	16-3
Mar 4	Ball State	W	12-4
Mar 5	Richmond	W	7-1
Mar 6	Richmond	W	12-3
Mar 7	Richmond	W	13-1
Mar 8	at Florida	W	5-1
Mar 9	at Florida	W	3-2
Mar 10	Florida	W	5-3
Mar 11	Florida	W	7-6
Mar 13	Memphis State	W	10-0
Mar 14	Memphis State	L	3-5
Mar 15	Memphis State	W	13-5
Mar 16	Baptist	W	11-5
Mar 17	Baptist	W	11-1
Mar 20	at Louisville	W	8-3 (7)
Mar 20	at Louisville	W	7-4 (7)
Mar 21	at Louisville	W	13-7
Mar 23	at Southern Miss	W	7-0
Mar 24	at Southern Miss	L	3-6
Mar 25	at Southern Miss	L	3-6
Mar 28	Jacksonville	W	7-3
Mar 31	at Arizona State	L	1-9
Apr 1	at Arizona State	L	6-7
Apr 5	South Alabama	W	3-2
Apr 6	Tulane	W	5-0
Apr 7	Tulane	W	9-3
Apr 8	Tulane	W	12-11
Apr 11	at Jacksonville	W	5-3
Apr 13	Miami	W	7-3
Apr 14	Miami	L	5-8
Apr 15	Miami	L	3-8
Apr 17	Mercer	W	14-3
Apr 18	Mercer	W	6-3
Apr 20	South Carolina	W	9-6
Apr 21	South Carolina	L	5-6
Apr 22	South Carolina	W	6-3
May 2	at Florida International	L	3-4
May 4	at Miami	L	3-7
May 5	at Miami	W	6-2
May 6	at Miami	W	8-4
May 8	at Virginia Tech	W	6-4
May 9	at Virginia Tech	W	5-1
May 10	at Virginia Tech	W	25-14
May 11	Cincinnati	W	6-1
May 12	Cincinnati	W	12-3
May 13	Cincinnati	W	4-1
May 16	vs. Tulane <	W	4-1
May 17	vs. Virginia Tech <	W	11-3
May 18	vs. Cincinnati <	L	4-5
May 19	vs. Southern Miss <	W	8-1
May 19	vs. Virginia Tech <	W	12-5
May 20	vs. Cincinnati <	W	8-5
May 24	vs. Lafayette#	W	7-2
May 25	vs. Central Michigan#	W	4-2
May 26	vs. Mississippi State#	L	8-11
May 26	vs. Illinois#	W	6-4
May 27	vs. Mississippi State#	W	11-9
May 28	vs. Mississippi State#	L	3-4

1991 57-14 (15-4 METRO)

Mike Martin, Head Coach
METRO CONFERENCE CHAMPIONS
COLLEGE WORLD SERIES
BASEBALL AMERICA - 5TH
COLLEGIATE BASEBALL - 7TH

Feb 1	Duke	W	8-5
Feb 2	Duke	W	10-4
Feb 3	Duke	W	9-3
Feb 8	Arizona State	W	6-5
Feb 9	Arizona State	W	21-5
Feb 10	Arizona State	W	4-3
Feb 14	at Arizona	W	15-8
Feb 15	at Arizona	L	3-7
Feb 16	at Arizona	L	2-3
Feb 22	Minnesota	W	8-4
Feb 23	Minnesota	W	12-4
Feb 24	Minnesota	W	8-5
Mar 1	at New Orleans	L	0-6
Mar 2	vs. Tulane	W	3-0
Mar 3	vs. Louisiana State	W	8-0
Mar 5	Ball State	W	26-4
Mar 6	Ball State	W	17-2
Mar 7	Ball State	W	12-2
Mar 9	Florida	W	8-3
Mar 10	Florida	W	5-3
Mar 12	Richmond	W	10-3
Mar 13	Richmond	W	6-2
Mar 14	Richmond	W	12-4
Mar 15	Michigan	W	11-6
Mar 16	Michigan	W	3-0
Mar 19	Northern Iowa	W	11-2
Mar 20	Northern Iowa	W	9-0
Mar 21	Northern Iowa	W	3-0
Mar 22	Southern Miss	W	8-4
Mar 23	Southern Miss	W	5-0
Mar 24	Southern Miss	W	6-4
Mar 26	Mercer	W	6-2
Mar 27	Mercer	W	14-5
Mar 30	at Memphis State	W	6-5
Mar 30	at Memphis State	W	4-3
Mar 31	at Memphis State	L	7-8
Apr 2	at South Alabama	L	5-6
Apr 5	at South Carolina	W	4-2
Apr 6	at South Carolina	W	7-3
Apr 7	at South Carolina	L	4-9
Apr 12	Miami	W	5-2
Apr 13	Miami	W	12-4
Apr 14	Miami	W	8-5
Apr 16	at Florida	W	4-2
Apr 17	at Florida	L	3-4
Apr 19	Louisville	W	6-3
Apr 20	Louisville	W	5-1
Apr 21	Louisville (9-0 forfeit loss)	W	14-6
Apr 28	at Tulane	L	10-11
Apr 29	at Tulane	L	1-2
May 1	Jacksonville	L	4-7
May 3	at Miami	W	3-2
May 4	at Miami	W	4-1
May 5	at Miami	L	6-8
May 7	Virginia Tech	W	3-2
May 7	Virginia Tech	W	4-1 (12)
May 8	Virginia Tech	W	11-1
May 10	at Cincinnati	W	15-5
May 11	at Cincinnati	W	10-5
May 12	at Cincinnati	W	13-9
May 15	vs. Cincinnati<	W	9-3
May 16	vs. South Carolina<	W	17-0
May 17	vs. Southern Miss<	L	1-3
May 18	vs. Cincinnati<	W	13-12
May 18	vs. South Carolina <	W	10-9 (10)
May 23	Coastal Carolina#	W	6-0
May 24	Florida International#	W	6-3
May 25	Alabama#	W	5-2
May 26	Alabama#	W	6-5
May 31	vs. Fresno State###	L	3-6
Jun 2	vs. Florida###	L	0-5



YEAR-BY-YEAR RESULTS

1992 49-21 (16-7 ACC)

Mike Martin, Head Coach
COLLEGE WORLD SERIES
BASEBALL AMERICA - 9TH
COLLEGIATE BASEBALL - 5TH
BASEBALL WEEKLY - 6TH

Feb 1	College of Charleston	W	15-3
Feb 2	College of Charleston	W	4-1
Feb 9	at Arizona State	W	4-2
Feb 9	at Arizona State	L	1-4
Feb 14	Virginia Military Institute	W	10-4
Feb 15	Virginia Military Institute	W	20-0
Feb 16	Virginia Military Institute	W	5-4
Feb 19	at Florida	L	2-1
Feb 21	Duke*	W	13-1
Feb 22	Duke*	L	4-5
Feb 23	Duke*	W	1-0
Feb 28	at Minnesota	W	3-1
Feb 29	Texas A&M	L	1-9
Mar 1	vs. Mississippi State	W	5-1
Mar 3	Charleston Southern	W	14-2
Mar 4	Charleston Southern	W	13-8
Mar 6	Coastal Carolina	W	6-1
Mar 7	Coastal Carolina	W	5-2
Mar 9	Richmond	W	2-1
Mar 10	Richmond	W	5-1
Mar 11	Richmond	W	8-2
Mar 13	at North Carolina*	W	9-3
Mar 14	at North Carolina*	L	2-11
Mar 15	at North Carolina*	W	4-2
Mar 18	Georgia State	W	7-1
Mar 19	Georgia State	W	22-0
Mar 20	North Carolina State*	W	4-0
Mar 21	North Carolina State*	W	12-1
Mar 22	North Carolina State*	L	4-6
Mar 24	at Virginia*	W	4-3
Mar 25	at Virginia*	W	13-7
Mar 27	at Clemson*	L	4-10
Mar 28	at Clemson*	L	0-12
Mar 29	at Clemson*	L	0-14
Mar 31	Mercer	L	3-4
Apr 1	Mercer	W	8-1
Apr 3	Georgia Tech*	W	9-6
Apr 4	Georgia Tech*	W	3-2
Apr 5	Georgia Tech*	L	3-10
Apr 8	Florida	W	4-0
Apr 10	Miami	L	6-10
Apr 11	Miami	L	3-6
Apr 12	Miami	L	5-6
Apr 15	Florida	L	1-3
Apr 17	at Wake Forest*	W	9-3
Apr 18	at Wake Forest*	W	9-4
Apr 19	at Wake Forest*	W	11-1
Apr 24	at Miami	L	3-7
Apr 25	at Miami	L	4-5
Apr 26	at Miami	W	3-2
May 1	Maryland*	W	12-4
May 2	Maryland*	W	15-3
May 3	Maryland*	W	18-5
May 5	at Florida	W	4-1
May 10	vs. Wake Forest>	W	6-1
May 11	vs. Clemson>	L	2-5
May 12	vs. North Carolina>	W	7-3
May 12	vs. North Carolina State>	W	1-0
May 13	vs. Clemson>	L	0-11
May 15	Georgia State	W	36-7
May 16	Georgia State	W	17-4
May 21	Western Carolina#	L	0-1
May 22	Stetson#	W	2-0
May 23	Kent#	W	4-2
May 23	Stanford#	W	9-4
May 24	Western Carolina#	W	4-3
May 24	Western Carolina#	W	18-3
May 29	vs. Cal State Fullerton###	L	2-7
May 31	vs. California###	W	5-4
Jun 2	vs. Cal State Fullerton###	L	0-6

1993 46-19 (14-9 ACC)

Mike Martin, Head Coach
NCAA REGIONALS
BASEBALL AMERICA - 15TH
COLLEGIATE BASEBALL - 22ND
BASEBALL WEEKLY - 13TH

Feb 13	Winthrop	W	7-2
Feb 14	Winthrop	W	8-5
Feb 16	Appalachian State	W	8-3
Feb 17	Appalachian State	W	3-1
Feb 19	College of Charleston	W	7-6
Feb 20	College of Charleston	W	19-0
Feb 21	College of Charleston	W	17-2
Feb 26	at Cal State Fullerton	W	3-2
Feb 27	at Cal State Fullerton	L	2-6
Feb 28	at Cal State Fullerton	L	6-13
Mar 4	Florida	W	2-0
Mar 5	Florida	W	9-3
Mar 6	at Florida	W	4-2
Mar 7	at Florida	W	8-4
Mar 10	vs. Central Florida	W	7-5
Mar 11	vs. Purdue	L	1-11
Mar 12	North Carolina*	W	6-3
Mar 14	North Carolina*	W	4-3
Mar 16	Virginia*	W	10-5
Mar 17	Virginia*	W	11-0
Mar 18	Virginia*	W	8-1
Mar 19	Northern Iowa	W	6-0
Mar 20	Northern Iowa	W	7-4
Mar 21	Northern Iowa	W	5-2
Mar 22	at Duke*	L	0-3
Mar 23	at Duke*	W	8-5
Mar 24	at Duke*	W	3-1
Mar 26	at North Carolina State*	L	0-8
Mar 27	at North Carolina State*	W	5-1
Mar 28	at North Carolina State*	L	1-4
Mar 31	Mercer	W	11-2
Apr 2	at Georgia Tech*	L	3-10
Apr 3	at Georgia Tech*	W	17-3
Apr 4	at Georgia Tech*	W	5-1
Apr 7	Mercer	W	14-1
Apr 9	Miami	W	7-0
Apr 10	Miami	W	8-1
Apr 11	Miami	W	6-2
Apr 16	Wake Forest*	L	1-4
Apr 17	Wake Forest*	W	6-0
Apr 18	Wake Forest*	L	2-7
Apr 20	Mercer	W	9-0
Apr 21	Jacksonville	W	13-3
Apr 23	at Miami	W	1-0
Apr 24	at Miami	L	3-4
Apr 25	at Miami	L	13-14
May 1	at Maryland*	W	10-4
May 2	at Maryland*	L	2-5
May 3	at Maryland*	W	13-5
May 5	Jacksonville	W	6-1
May 7	Clemson*	L	6-7
May 8	Clemson*	W	4-3
May 9	Clemson*	L	1-5
May 12	at Jacksonville	L	3-4
May 16	vs. Clemson>	L	1-6
May 17	vs. Virginia>	W	11-2
May 18	vs. Georgia Tech>	W	5-2
May 18	Clemson>	W	7-5
May 19	North Carolina State>	L	1-5
May 21	Georgia State	W	23-1
May 22	Georgia State	W	12-4
May 27	South Florida#	W	4-2
May 28	Notre Dame#	W	7-3
May 29	Long Beach State#	L	1-4
May 29	Notre Dame#	L	3-4

1994 53-22 (14-9 ACC)

Mike Martin, Head Coach
COLLEGE WORLD SERIES
BASEBALL AMERICA - 7TH
COLLEGIATE BASEBALL - 6TH
BASEBALL WEEKLY - 6TH

Feb 3	at Hawaii	W	11-3
Feb 4	at Hawaii	W	6-4
Feb 5	at Hawaii	L	1-6
Feb 6	at Hawaii	W	9-3
Feb 7	at Hawaii-Hilo	L	2-4
Feb 8	at Hawaii-Hilo	W	7-1
Feb 8	at Hawaii-Hilo	W	5-1
Feb 11	Arizona State	W	9-7
Feb 12	Arizona State	W	13-2
Feb 13	Arizona State	W	9-8
Feb 18	Minnesota	W	15-10
Feb 19	Minnesota	W	9-2
Feb 20	Minnesota	W	12-4
Feb 25	Coastal Carolina	W	4-0
Feb 26	Coastal Carolina	W	17-2
Feb 27	Coastal Carolina	W	4-1
Mar 3	at Florida	L	0-4
Mar 4	at Florida	W	10-5
Mar 5	Florida	W	7-2
Mar 6	Florida	L	5-12
Mar 8	College of Charleston	L	0-3
Mar 9	College of Charleston	W	4-0
Mar 10	College of Charleston	W	7-0
Mar 12	SE Missouri State	W	15-3
Mar 13	SE Missouri State	W	13-3
Mar 15	UNC-Asheville	W	3-0
Mar 16	UNC-Asheville	W	11-2
Mar 17	Maryland*	W	5-2
Mar 18	Maryland*	W	6-0
Mar 19	Maryland*	L	4-6
Mar 22	at Wake Forest*	W	12-2
Mar 23	at Wake Forest*	W	15-4
Mar 24	at Wake Forest*	W	17-4
Mar 25	at North Carolina*	L	2-3
Mar 26	at North Carolina*	W	9-5
Apr 1	North Carolina State*	W	3-2
Apr 2	North Carolina State*	W	2-1
Apr 4	North Carolina State*	W	8-7
Apr 6	Jacksonville	W	6-1
Apr 8	Miami	W	6-3
Apr 9	Miami	L	2-5
Apr 10	Miami	L	1-2
Apr 12	Mercer	W	11-0
Apr 13	Mercer	W	5-4
Apr 15	at Miami	W	6-1
Apr 16	at Miami	L	0-8
Apr 17	at Miami	W	7-2
Apr 20	at Jacksonville	L	0-3
Apr 23	Furman	W	8-0
Apr 24	Furman	W	15-0
Apr 29	Georgia Tech*	W	6-4
Apr 30	Georgia Tech*	L	2-6
May 1	Georgia Tech*	L	5-7
May 3	Duke*	L	1-4
May 4	Duke*	W	11-7
May 5	Duke*	L	4-5
May 7	at Clemson*	L	2-5
May 8	at Clemson*	L	5-9
May 9	at Clemson*	W	8-3
May 13	at Virginia*	L	0-1
May 14	at Virginia*	W	8-6
May 15	at Virginia*	W	13-1
May 18	vs. North Carolina State>	L	5-6
May 19	vs. Maryland>	W	7-1
May 20	vs. Wake Forest>	W	18-3
May 21	vs. Clemson>	W	10-4
May 21	vs. North Carolina State>	W	7-4
May 22	vs. Clemson>	L	1-4
May 26	Central Michigan#	W	8-6
May 27	Jacksonville#	W	5-1
May 28	Jacksonville#	W	5-1
May 30	Brigham Young#	W	7-1
Jun 3	vs. Louisiana State###	W	6-3
Jun 5	vs. Georgia Tech###	L	4-12 (10)
Jun 7	vs. Cal State Fullerton###	L	3-10



YEAR-BY-YEAR RESULTS

1995 53-16 (16-7 ACC)

Mike Martin, Head Coach
ACC CHAMPIONS
COLLEGE WORLD SERIES
BASEBALL AMERICA - 3RD
COLLEGIATE BASEBALL - 5TH
BASEBALL WEEKLY - 4TH

Feb 3	Florida Atlantic	W	21-4
Feb 4	Florida Atlantic	W	11-7
Feb 5	Florida Atlantic	W	8-4
Feb 10	at Arizona State	W	11-2
Feb 11	at Arizona State	W	14-6
Feb 12	at Arizona State	L	2-8
Feb 17	Coastal Carolina	W	10-2
Feb 19	Coastal Carolina	W	6-0
Feb 21	Winthrop	L	1-2
Feb 22	Winthrop	W	6-0
Feb 24	Wake Forest*	W	4-0
Feb 25	Wake Forest*	L	3-4
Feb 26	Wake Forest*	W	10-1
Mar 3	vs. Louisiana State	L	2-6
Mar 4	at Minnesota	W	4-1
Mar 5	vs. Michigan	W	17-6
Mar 9	Florida	W	6-3
Mar 10	Florida	W	2-1
Mar 11	at Florida	W	7-0
Mar 12	at Florida	L	3-9
Mar 13	Virginia*	W	12-7
Mar 14	Virginia*	L	1-2
Mar 17	Michigan	W	4-3
Mar 18	Michigan	W	14-4
Mar 19	Michigan	W	11-2
Mar 21	Mercer	W	17-1
Mar 22	Mercer	W	22-7
Mar 24	at Duke*	L	5-14
Mar 25	at Duke*	W	9-5
Mar 26	at Duke*	W	6-2
Mar 28	College of Charleston	W	11-1
Mar 29	College of Charleston	W	12-1
Mar 31	at North Carolina State*	W	6-0
Apr 1	at North Carolina State*	W	6-5
Apr 2	at North Carolina State*	W	12-3
Apr 5	Jacksonville	W	11-1
Apr 7	Miami	W	9-1
Apr 8	Miami	L	5-6
Apr 9	Miami	W	3-2 (11)
Apr 14	at Miami	W	9-6 (14)
Apr 15	at Miami	W	10-1 (12)
Apr 16	at Miami	L	2-3
Apr 19	at Jacksonville	W	6-3
Apr 21	Clemson*	W	5-2
Apr 22	Clemson*	W	7-2
Apr 23	Clemson*	W	9-8
Apr 29	at Maryland*	W	9-1
May 1	at Maryland*	W	7-1 (10)
May 1	at Maryland*	W	1-0
May 3	at Mercer	W	18-3
May 5	at Georgia Tech*	L	4-5
May 6	at Georgia Tech*	L	9-11
May 7	at Georgia Tech*	W	14-9
May 13	North Carolina*	L	2-3
May 13	North Carolina*	W	13-1
May 14	North Carolina*	L	3-5
May 17	vs. Virginia>	W	6-0
May 18	vs. North Carolina State>	W	12-6
May 19	vs. Clemson>	L	0-11
May 20	vs. North Carolina>	W	10-1
May 20	vs. Clemson>	W	12-2
May 21	vs. Clemson>	W	8-2
May 25	Troy State#	W	18-3
May 26	South Alabama#	W	7-2
May 27	Old Dominion#	W	7-2
May 28	Mississippi#	W	13-1
Jun 2	vs. Oklahoma###	W	3-2
Jun 4	vs. Miami###	L	2-4
Jun 6	vs. Southern California###	L	11-16

1996 52-17 (19-5 ACC)

Mike Martin, Head Coach
COLLEGE WORLD SERIES
BASEBALL AMERICA - 6TH
COLLEGIATE BASEBALL - 6TH
BASEBALL WEEKLY - 5TH

Feb 3	Marshall	W	16-1
Feb 4	Marshall	W	34-0
Feb 10	UNC Asheville	W	4-2
Feb 11	UNC Asheville	W	16-8
Feb 16	Minnesota	W	9-7
Feb 17	Minnesota	W	23-11
Feb 18	Minnesota	W	8-2
Feb 23	vs Cal State Fullerton	L	1-3
Feb 24	vs Southern California	L	8-10
Feb 29	at Florida	W	11-2
Mar 2	Florida	L	4-6
Mar 3	Florida	L	10-11
Mar 5	Mercer	W	10-5
Mar 6	Mercer	W	14-5
Mar 8	Coastal Carolina	W	11-4
Mar 9	Coastal Carolina	W	16-8
Mar 10	Coastal Carolina	W	7-3
Mar 12	Maine	W	14-5
Mar 13	Maine	W	17-5
Mar 14	Maine	W	8-1
Mar 15	Maryland*	W	8-6
Mar 16	Maryland*	W	16-2
Mar 17	Maryland*	W	16-5
Mar 20	at North Carolina*	W	2-1
Mar 20	at North Carolina*	W	7-1
Mar 21	at North Carolina*	W	9-1
Mar 22	at Wake Forest*	W	11-7
Mar 23	at Wake Forest*	W	9-6
Mar 24	at Wake Forest*	W	12-3
Mar 29	North Carolina State*	W	5-4
Mar 31	North Carolina State*	W	5-4
Mar 31	North Carolina State*	W	5-4
Apr 3	at Jacksonville	W	10-1
Apr 5	Miami	W	13-2
Apr 6	Miami	L	2-13
Apr 7	Miami	W	15-1
Apr 9	Jacksonville	W	8-6
Apr 10	at Jacksonville	W	4-1
Apr 12	at Miami	L	2-6
Apr 13	at Miami	L	8-9
Apr 14	at Miami	L	4-7
Apr 17	Jacksonville	W	9-4
Apr 19	Duke*	W	6-2
Apr 20	Duke*	W	14-4
Apr 21	Duke*	W	9-7
Apr 26	Georgia Tech*	W	16-4
Apr 27	Georgia Tech*	W	6-3
Apr 28	Georgia Tech*	L	1-4
Apr 30	Florida Atlantic	W	9-8
May 1	Florida Atlantic	W	13-5
May 4	at Clemson*	L	0-3
May 5	at Clemson*	L	1-2
May 6	at Clemson*	L	0-2
May 10	at Virginia*	W	6-0
May 11	at Virginia*	L	7-9
May 12	at Virginia*	W	6-3
May 15	vs. Wake Forest>	W	8-4
May 16	vs. Virginia>	L	2-3
May 17	vs. Duke>	W	7-3
May 18	vs. Clemson>	W	2-1
May 18	vs. Virginia>	W	8-2
May 19	vs. Virginia>	L	1-12
May 23	vs. Northeastern Illinois#	W	16-0
May 24	vs. UC Santa Barbara#	W	10-1
May 25	vs. Stanford#	W	5-4
May 26	vs. Cal State Northridge#	W	9-2
Jun 1	vs. Florida###	L	2-5
Jun 3	vs. Wichita State###	W	8-4
Jun 4	vs. Florida###	L	3-6

1997 50-17 (18-6 ACC)

Mike Martin, Head Coach
ACC CHAMPIONS
NCAA REGIONALS
BASEBALL AMERICA - 9TH
COLLEGIATE BASEBALL - 9TH
BASEBALL WEEKLY - 9TH

Feb 1	UNC Asheville	W	11-2
Feb 2	UNC Asheville	W	8-5
Feb 7	Arizona State	W	5-2
Feb 8	Arizona State	L	6-9
Feb 9	Arizona State	W	11-5
Feb 15	Cal State Fullerton	L	1-2
Feb 15	Cal State Fullerton	W	8-5
Feb 16	Cal State Fullerton	W	7-4
Feb 21	Marshall	W	22-1
Feb 22	Marshall	W	15-4
Feb 23	Marshall	W	14-2
Feb 27	Florida	L	2-3
Feb 28	Florida	W	10-8
Mar 1	at Florida	L	6-13
Mar 2	at Florida	W	9-5
Mar 4	UNC-Greensboro	W	11-7
Mar 5	UNC-Greensboro	W	16-0
Mar 7	Virginia*	W	8-2
Mar 8	Virginia*	L	4-6
Mar 9	Virginia*	W	20-2
Mar 11	vs St. Bonaventure	W	12-6
Mar 12	vs Long Island	W	13-5
Mar 14	Wake Forest*	W	15-8
Mar 15	Wake Forest*	W	11-3
Mar 16	Wake Forest*	W	10-0
Mar 18	Florida Atlantic	W	11-3
Mar 19	Florida Atlantic	L	5-13
Mar 21	at Duke*	W	7-3
Mar 22	at Duke*	W	8-3
Mar 23	at Duke*	L	3-4
Mar 28	at North Carolina State*	W	6-3
Mar 29	at North Carolina State*	L	9-10
Mar 30	at North Carolina State*	L	5-9
Apr 1	Mercer	W	11-1
Apr 2	Mercer	W	12-6
Apr 4	Clemson*	L	7-10
Apr 5	Clemson*	W	20-5
Apr 6	Clemson*	W	11-10
Apr 9	Jacksonville	W	14-3
Apr 11	Miami	L	5-9
Apr 12	Miami	L	5-8
Apr 13	Miami	W	8-7
Apr 15	at Jacksonville	W	12-6
Apr 18	at Georgia Tech*	W	10-9
Apr 19	at Georgia Tech*	W	11-6
Apr 20	at Georgia Tech*	L	11-12
Apr 26	at Maryland*	W	16-3
Apr 27	at Maryland*	W	27-2
Apr 28	at Maryland*	W	13-3
Apr 30	at Mercer	W	9-2
May 2	at Miami	L	1-9
May 3	at Miami	L	6-7
May 4	at Miami	W	7-3
May 9	North Carolina*	W	8-2
May 10	North Carolina*	W	8-5
May 11	North Carolina*	W	11-6
May 14	vs Duke>	W	4-2
May 15	vs North Carolina State>	W	5-3
May 16	vs Clemson>	W	8-4
May 17	vs Duke>	W	12-2
May 17	vs Clemson>	W	10-0
May 22	Marist#	W	4-2
May 23	Central Florida#	W	16-2
May 24	Auburn#	L	7-8
May 24	South Florida#	W	6-5
May 25	Auburn#	W	9-7
May 25	Auburn#	L	2-5



YEAR-BY-YEAR RESULTS

1998	53-20 (18-4 ACC)	1999	57-14 (22-2 ACC)	2000	53-19 (15-9 ACC)
Mike Martin, Head Coach		Mike Martin, Head Coach		Mike Martin, Head Coach	
COLLEGE WORLD SERIES		COLLEGE WORLD SERIES		COLLEGE WORLD SERIES	
BASEBALL AMERICA - 7TH		BASEBALL AMERICA - 2ND		BASEBALL AMERICA - 3RD	
COLLEGIATE BASEBALL - 8TH		COLLEGIATE BASEBALL - 2ND		COLLEGIATE BASEBALL - 3RD	
BASEBALL WEEKLY - 8TH		BASEBALL WEEKLY - 2ND		BASEBALL WEEKLY - 3RD	
Jan. 31 vs Notre Dame	L 1-10	Jan 29 UNC Asheville	W 9-2	Jan 29 Western Kentucky	W 8-1
Jan. 31 vs Ohio State	W 6-4	Jan 30 UNC Asheville	W 16-3	Jan 29 Western Kentucky	W 2-1
Feb 1 vs Tennessee	L 3-5	Jan 31 UNC Asheville	W 11-3	Jan 30 Western Kentucky	W 6-1
Feb 6 at Arizona State	W 3-2	Feb 5 Arizona State	W 4-1	Feb 4 at Arizona State	W 11-10
Feb 7 at Arizona State	W 6-1	Feb 6 Arizona State	W 11-4	Feb 5 at Arizona State	L 9-15
Feb 10 at Hawaii Pacific	W 2-0	Feb 7 Arizona State	W 7-5	Feb 6 at Arizona State	W 9-7
Feb 10 at Hawaii Pacific	L 8-9	Feb 12 Troy State	W 17-3	Feb 11 Stanford	W 11-4
Feb 11 at Hawaii	W 7-2	Feb 13 Troy State	W 21-1	Feb 12 Stanford	L 6-8
Feb 12 at Hawaii	W 11-2	Feb 14 Troy State	W 10-2	Feb 13 Stanford	W 13-1
Feb 13 at Hawaii	L 6-9	Feb 16 Charleston Southern	W 12-2	Feb 19 at Florida	W 15-6
Feb 14 at Hawaii	L 2-8	Feb 17 Charleston Southern	W 7-2	Feb 20 at Florida	W 17-8
Feb 17 Charleston Southern	W 16-0	Feb 20 Florida	L 5-6	Feb 22 Appalachian State	W 8-2
Feb 18 Charleston Southern	W 13-0	Feb 21 Florida	W 12-3	Feb 23 Appalachian State	W 8-1
Feb 21 at Florida	L 1-3	Feb 27 at Florida	L 2-4	Feb 26 Florida	W 6-2
Feb 24 The Citadel	W 9-4	Feb 28 at Florida	W 8-4	Feb 27 Florida	W 8-7
Feb 25 The Citadel	W 15-5	Mar 2 South Florida	W 5-2	Feb 29 Charleston Southern	W 7-2
Feb 28 Florida	W 9-7	Mar 5 vs Wichita State	L 1-8	Mar 1 Charleston Southern	W 12-1
Mar 1 Florida	L 5-10	Mar 6 at Minnesota	W 9-5	Mar 3 Pittsburgh	W 6-1
Mar 3 UNC Greensboro	W 13-1	Mar 7 vs Washington State	W 8-5	Mar 4 Pittsburgh	W 12-0
Mar 4 UNC Greensboro	W 13-4	Mar 12 Virginia*	W 10-3	Mar 5 Pittsburgh	W 14-4
Mar 6 North Carolina State*	W 9-0	Mar 13 Virginia*	W 2-1	Mar 7 vs St. Joseph's	W 15-2
Mar 9 at South Florida	W 8-4	Mar 14 Virginia*	W 11-3	Mar 8 vs Siena	W 9-2
Mar 10 vs Long Island	W 11-0	Mar 16 The Citadel	W 10-6	Mar 10 Duke*	W 17-0
Mar 11 vs St. Joseph's	W 16-1	Mar 17 The Citadel	W 8-4	Mar 11 Duke*	W 8-3
Mar 13 at Wake Forest*	W 12-11	Mar 19 at North Carolina State*	W 14-4	Mar 12 Duke*	W 9-6
Mar 14 at Wake Forest*	W 10-4	Mar 20 at North Carolina State*	W 2-1	Mar 14 South Florida	W 18-7
Mar 15 at Wake Forest*	W 9-6	Mar 21 at North Carolina State*	W 13-1	Mar 17 at Wake Forest*	L 1-7
Mar 17 Morehead State	W 9-1	Mar 23 Akron	W 7-4	Mar 18 at Wake Forest*	L 4-7
Mar 20 Duke*	W 6-5	Mar 24 Akron	W 12-2	Mar 19 at Wake Forest*	W 12-4
Mar 21 Duke*	W 9-4	Mar 26 North Carolina*	W 12-6	Mar 23 Maryland*	W 11-0
Mar 22 Duke*	W 10-9	Mar 27 North Carolina*	W 5-4	Mar 24 Maryland*	W 11-0
Mar 24 Florida Atlantic	W 15-3	Mar 28 North Carolina*	W 9-4	Mar 25 Maryland*	W 10-0
Mar 25 Florida Atlantic	W 7-5	Mar 30 Mercer	W 14-1	Mar 28 Mercer	W 15-5
Mar 26 Maryland*	L 6-14	Apr 2 Wake Forest*	W 7-4	Apr 1 at Virginia*	W 9-6
Mar 27 Maryland*	W 14-2	Apr 3 Wake Forest*	W 16-3	Apr 2 at Virginia*	L 1-2
Mar 28 Maryland*	W 10-0	Apr 4 Wake Forest*	W 4-3	Apr 2 at Virginia*	W 10-4
Mar 31 Mercer	W 13-3	Apr 7 Jacksonville	W 8-6	Apr 5 at Jacksonville	W 12-6
Apr 1 Mercer	W 11-0	Apr 9 Clemson*	W 8-0	Apr 7 Miami	W 14-13 (17)
Apr 3 Miami	L 4-9	Apr 10 Clemson*	L 4-8	Apr 8 Miami	W 12-2
Apr 4 Miami	L 2-8	Apr 11 Clemson*	W 5-3	Apr 9 Miami	W 5-4
Apr 5 Miami	L 6-9	Apr 14 at Jacksonville	W 25-2	Apr 12 Jacksonville	W 7-5
Apr 8 Jacksonville	W 4-3	Apr 16 Miami	W 8-2	Apr 14 at Miami	L 3-7
Apr 10 at North Carolina*	L 5-6	Apr 17 Miami	L 3-4	Apr 15 at Miami	L 3-7
Apr 11 at North Carolina*	W 20-4	Apr 18 Miami	L 7-8	Apr 16 at Miami	W 14-3
Apr 12 at North Carolina*	W 4-3	Apr 23 at Miami	L 7-8	Apr 21 Georgia Tech*	W 6-0
Apr 15 at Jacksonville	W 11-4	Apr 24 at Miami	L 4-9	Apr 22 Georgia Tech*	L 0-5
Apr 17 Georgia Tech*	W 3-2	Apr 25 at Miami	L 8-9	Apr 23 Georgia Tech*	W 7-5
Apr 18 Georgia Tech*	W 8-3	Apr 30 at Georgia Tech*	L 2-3	Apr 28 North Carolina State*	L 4-5
Apr 19 Georgia Tech*	W 10-5	May 1 at Georgia Tech*	W 18-4	Apr 29 North Carolina State*	W 8-2
Apr 21 SW Louisiana	W 14-4	Apr 2 at Georgia Tech*	W 4-2	Apr 30 North Carolina State*	W 6-5
Apr 22 SW Louisiana	W 13-1	May 7 at Maryland*	W 9-3	May 6 at Clemson*	L 7-8
Apr 24 at Clemson*	L 1-2	May 8 at Maryland*	W 13-4	May 7 at Clemson*	L 4-5
Apr 25 at Clemson*	L 4-5	May 9 at Maryland*	W 26-2	May 8 at Clemson*	L 4-7
Apr 26 at Clemson*	W 7-2	May 15 at Duke*	W 11-3	May 12 at North Carolina*	W 6-2
May 1 at Miami	L 1-7	May 15 at Duke*	W 9-1	May 13 at North Carolina*	L 5-6
May 2 at Miami	W 11-5	May 16 at Duke*	W 7-0	May 14 at North Carolina*	W 4-2
May 3 at Miami	W 5-4	May 19 vs Maryland>	W 4-1	May 17 North Carolina State>	W 8-6
May 6 St. Leo	L 8-11	May 20 vs Georgia Tech>	W 7-3	May 18 vs Clemson>	L 4-8
May 9 at Virginia*	W 5-4	May 21 vs Wake Forest>	L 0-4	May 19 vs North Carolina>	W 4-1
May 9 at Virginia*	W 11-2	May 22 vs Clemson>	L 7-8	May 20 vs Georgia Tech>	L 3-10
May 10 at Virginia*	W 9-6	May 28 The Citadel#	W 24-6	May 26 Bethune-Cookman#	W 6-3
May 13 vs Virginia>	W 4-1	May 29 Jacksonville#	W 9-2	May 27 Central Florida#	L 8-9
May 14 vs Wake Forest>	W 14-1	May 30 Providence#	W 14-3	May 27 Evansville#	W 11-2
May 15 vs North Carolina>	W 13-11	Jun 4 Auburn##	W 10-2	May 28 Central Florida#	W 6-1
May 16 vs North Carolina State>	W 13-6	Jun 5 Auburn##	W 6-3	May 28 Central Florida#	W 8-1
May 16 vs Wake Forest>	L 1-2	Jun 12 vs Texas A&M###	W 7-3	Jun 2 Miami###	W 9-2
May 17 vs Wake Forest>	L 3-6	Jun 14 vs Stanford###	L 6-10	Jun 3 Miami###	L 5-7
May 21 Liberty#	W 10-7	Jun 16 vs Cal State Fullerton###	W 7-2	Jun 4 Miami###	W 6-1
May 22 Delaware#	W 27-6	Jun 17 vs Stanford###	W 8-6	Jun 10 vs Southern California###	L 4-6
May 23 Oklahoma#	W 23-2	Jun 18 vs Stanford###	W 14-11 (13)	Jun 12 vs Texas###	W 6-2
May 24 Auburn#	W 16-10	Jun 19 vs Miami###	L 5-6	Jun 14 vs Southern California###	W 3-2
May 29 vs Arizona State###	L 10-11			Jun 15 vs Louisiana State###	L 3-6
May 31 vs Long Beach State###	L 4-7				



YEAR-BY-YEAR RESULTS

2001 47-19 (20-4 ACC)

Mike Martin, Head Coach
NCAA SUPER REGIONALS
BASEBALL AMERICA - 10TH
COLLEGIATE BASEBALL - 9TH
BASEBALL WEEKLY - 10TH

Feb 3	Western Kentucky	W	5-4
Feb 4	Western Kentucky	W	8-4
Feb 9	at Stanford	L	2-6
Feb 10	at Stanford	L	2-5
Feb 11	at Stanford	L	2-8
Feb 17	Florida	W	19-6
Feb 18	Florida	L	5-6
Feb 24	at Florida	L	2-3
Feb 25	at Florida	W	13-11
Feb 27	Appalachian State	W	10-4
Feb 28	Appalachian State	W	7-4
Mar 2	Michigan State	W	7-4
Mar 3	Michigan State	W	10-5
Mar 4	Michigan State	W	9-5
Mar 6	St. Joseph's	W	16-4
Mar 7	St. Joseph's	W	6-0
Mar 10	Virginia*	W	9-2
Mar 10	Virginia*	W	16-1
Mar 11	Virginia*	W	2-1
Mar 13	Northern Iowa	W	4-3
Mar 14	Liberty	W	1-0
Mar 16	at North Carolina State*	W	8-7
Mar 17	at North Carolina State*	L	2-4
Mar 18	at North Carolina State*	W	12-3
Mar 20	Akron	W	8-2
Mar 21	Akron	W	14-2
Mar 23	North Carolina*	W	3-0
Mar 24	North Carolina*	W	12-6
Mar 25	North Carolina*	W	8-7
Mar 27	The Citadel	W	3-0
Mar 28	The Citadel	L	2-5
Mar 30	Wake Forest*	W	12-3
Mar 31	Wake Forest*	W	6-5
Apr 1	Wake Forest*	W	6-5
Apr 3	Mercer	W	15-1
Apr 6	Clemson*	W	7-4
Apr 7	Clemson*	W	7-6
Apr 8	Clemson*	W	6-1
Apr 11	Jacksonville	W	9-4
Apr 13	at Miami	W	10-9
Apr 14	at Miami	L	4-5
Apr 15	at Miami	L	1-7
Apr 18	at Jacksonville	W	8-1
Apr 20	Miami	L	5-7
Apr 21	Miami	L	6-9
Apr 22	Miami	L	4-7
Apr 27	at Georgia Tech*	L	8-9
Apr 28	at Georgia Tech*	W	6-2
Apr 29	at Georgia Tech*	L	2-12
May 4	at Maryland*	W	8-1
May 5	at Maryland*	W	11-5
May 6	at Maryland*	W	13-1
May 11	at Duke*	W	12-3
May 12	at Duke*	W	12-4
May 13	at Duke*	L	7-8
May 16	vs North Carolina State>	W	11-5
May 17	vs Georgia Tech>	L	5-6
May 18	vs Clemson>	W	5-4
May 19	vs Wake Forest>	W	15-2
May 19	vs North Carolina State>	L	4-8
May 25	vs Bethune-Cookman#	W	8-1
May 26	vs Auburn#	W	10-6
May 27	vs Auburn#	W	9-6
Jun 2	vs Georgia##	L	7-8
Jun 3	vs Georgia##	W	11-6
Jun 4	vs Georgia##	L	3-8

2002 60-14 (18-6 ACC)

Mike Martin, Head Coach
ACC CHAMPIONS
NCAA SUPER REGIONALS
BASEBALL AMERICA - 7TH
COLLEGIATE BASEBALL - 9TH
BASEBALL WEEKLY - 9TH

Jan 26	at Hawaii-Hilo	W	16-2
Jan 27	at Hawaii-Hilo	W	5-1
Jan 28	at Hawaii-Hilo	W	14-7
Jan 30	at Hawaii	L	2-3
Jan 31	at Hawaii	W	8-5
Feb 1	at Hawaii	W	7-4
Feb 2	at Hawaii	W	12-1
Feb 8	Stanford	L	3-9
Feb 9	Stanford	L	11-15
Feb 10	Stanford	W	7-6
Feb 15	Arizona State	W	9-4
Feb 16	Arizona State	W	5-3
Feb 17	Arizona State	W	6-4
Feb 22	Siena	W	10-2
Feb 23	Jacksonville	W	1-0
Feb 24	at Jacksonville	L	4-13
Feb 26	Western Carolina	W	13-3
Feb 27	Western Carolina	W	3-0
Feb 28	Siena	W	5-4
Mar 1	at Florida	W	5-4
Mar 3	Florida	W	9-4
Mar 8	Pittsburgh	W	7-2
Mar 9	Pittsburgh	W	11-2
Mar 10	Pittsburgh	W	15-3
Mar 13	Appalachian State	W	4-2
Mar 13	Appalachian State	W	11-7
Mar 15	at Virginia*	L	10-11
Mar 16	at Virginia*	W	8-3
Mar 16	at Virginia*	W	14-4
Mar 19	The Citadel	W	4-0
Mar 20	The Citadel	W	11-3
Mar 22	at North Carolina*	L	7-11
Mar 23	at North Carolina*	L	1-7
Mar 24	at North Carolina*	L	1-9
Mar 26	Mercer	W	11-2
Mar 29	at Wake Forest*	L	3-5
Mar 30	at Wake Forest*	W	18-10
Mar 31	at Wake Forest*	L	5-7
Apr 5	Miami	W	13-3
Apr 6	Miami	L	2-5
Apr 7	Miami	W	9-7
Apr 10	Jacksonville	W	7-1
Apr 12	at Miami	W	6-4
Apr 13	at Miami	W	9-3
Apr 14	at Miami	W	17-11
Apr 16	South Alabama	L	5-6
Apr 17	at Jacksonville	W	13-4
Apr 19	Georgia Tech*	W	4-3
Apr 20	Georgia Tech*	W	14-9
Apr 21	Georgia Tech*	W	13-1
Apr 26	North Carolina State*	W	9-3
Apr 27	North Carolina State*	W	10-4
Apr 28	North Carolina State*	W	12-11
May 3	Florida A&M	W	17-7
May 5	Duke*	W	18-4
May 6	Duke*	W	18-5
May 7	Duke*	W	13-3
May 10	Maryland*	W	4-0
May 11	Maryland*	W	10-8
May 12	Maryland*	W	6-5
May 17	at Clemson*	W	9-3
May 18	at Clemson*	W	12-3
May 19	at Clemson*	W	9-3
May 22	vs Duke>	W	10-7
May 23	vs Clemson>	W	9-4
May 24	vs Wake Forest>	W	5-2
May 25	vs Georgia Tech>	W	7-4
May 25	vs Clemson>	W	4-1
May 31	Stetson#	W	11-8
Jun 1	Central Florida#	W	7-3
Jun 2	South Florida#	W	13-6
Jun 7	Notre Dame##	L	4-10
Jun 9	Notre Dame##	W	12-5
Jun 10	Notre Dame##	L	1-3

2003 54-13-1 (19-5 ACC)

Mike Martin, Head Coach
NCAA SUPER REGIONALS
BASEBALL AMERICA - 6TH
COLLEGIATE BASEBALL - 9TH
BASEBALL WEEKLY - 8TH

Jan 31	vs VMI	W	12-4
Feb 1	vs VMI	W	5-1
Feb 2	vs VMI	W	10-3
Feb 7	at Stanford	L	1-2
Feb 8	at Stanford	W	4-3
Feb 9	at Stanford	W	10-8
Feb 14	Evansville	W	13-2
Feb 15	Evansville	W	14-3
Feb 16	Evansville	W	11-1
Feb 21	Appalachian State	W	16-6
Feb 22	Appalachian State	W	9-1
Feb 23	Appalachian State	W	17-0
Feb 28	Charleston Southern	W	9-0
Mar 2	Charleston Southern	W	2-1
Mar 2	Charleston Southern	W	10-7
Mar 4	Siena	W	13-8
Mar 5	Siena	W	14-5
Mar 6	Siena	W	6-1
Mar 7	Florida	W	5-4
Mar 8	Florida	W	9-7
Mar 9	at Florida	L	8-9
Mar 11	St. Joseph's	W	11-5
Mar 12	St. Joseph's	W	14-0
Mar 14	Virginia*	W	9-1
Mar 15	Virginia*	W	4-0
Mar 16	Virginia*	W	5-4 (12)
Mar 22	at NC State*	L	2-4
Mar 22	at NC State*	L	2-5
Mar 23	at NC State*	W	3-1
Mar 26	The Citadel	W	10-2
Mar 28	North Carolina*	W	8-4
Mar 29	North Carolina*	L	4-8
Mar 30	North Carolina*	W	2-1
Apr 4	Wake Forest*	W	7-5
Apr 5	Wake Forest*	W	7-2
Apr 6	Wake Forest*	W	10-7
Apr 11	Clemson*	L	4-8
Apr 12	Clemson*	W	7-2
Apr 13	Clemson*	W	8-1
Apr 16	Jacksonville	W	5-4
Apr 18	at Miami	W	4-2
Apr 19	at Miami	W	6-4
Apr 20	at Miami	T	7-7
Apr 25	Miami	W	1-0
Apr 26	Miami	L	3-14
Apr 27	Miami	W	12-0
Apr 2	at Georgia Tech*	W	7-1
May 3	at Georgia Tech*	L	4-5
May 4	at Georgia Tech*	W	12-7
May 6	at Jacksonville	W	11-3
May 9	at Maryland*	W	15-4
May 10	at Maryland*	W	14-6
May 11	at Maryland*	W	17-7
May 16	at Duke*	W	11-6
May 16	at Duke*	W	12-7
May 17	at Duke*	W	15-8
May 22	vs Duke>	W	13-0
May 23	vs North Carolina>	L	2-3
May 24	vs Virginia>	W	2-0
May 24	vs NC State>	W	17-6
May 25	vs Georgia Tech>	L	7-10
May 30	Jacksonville#	W	6-0
May 31	South Alabama#	L	6-8
May 31	Rutgers#	W	17-7
Jun 1	South Alabama#	W	13-5
Jun 1	South Alabama#	W	12-2
Jun 8	Texas##	L	3-8
Jun 9	Texas##	L	5-6



YEAR-BY-YEAR RESULTS

2004	45-23 (16-8 ACC)	2005	53-20 (19-11 ACC)	2006	44-21 (16-13 ACC)
Mike Martin, Head Coach		Mike Martin, Head Coach		Mike Martin, Head Coach	
ACC CHAMPIONS		NCAA SUPER REGIONALS		NCAA REGIONALS	
NCAA SUPER REGIONALS		BASEBALL AMERICA - 16TH		COLLEGIATE BASEBALL - 24TH	
BASEBALL AMERICA - 14TH		COLLEGIATE BASEBALL - 15TH		NCBWA - 24TH	
COLLEGIATE BASEBALL - 14TH		NCBWA - 11TH		ESPN - 20TH	
BASEBALL WEEKLY - 14TH		ESPN - 14TH			
Jan 31	VMI W 8-7	Jan 28	Charleston Southern W 2-1	Feb 3	Charleston Southern W 6-3
Feb 2	VMI W 8-1	Jan 29	Charleston Southern W 9-2	Feb 4	Charleston Southern W 12-2
Feb 6	at Arizona State L 1-2	Jan 30	Charleston Southern W 11-4	Feb 5	Charleston Southern W 15-8
Feb 7	at Arizona State L 9-10	Feb 4	VMI W 8-2	Feb 10	at Auburn L 2-5
Feb 8	at Arizona State L 6-12	Feb 5	VMI W 6-5	Feb 11	at Auburn W 8-3
Feb 15	at Jacksonville W 14-9	Feb 6	VMI W 15-0	Feb 17	UNC Asheville W 10-0
Feb 16	Jacksonville W 8-3	Feb 11	Auburn W 7-3	Feb 18	UNC Asheville W 9-1
Feb 20	Oral Roberts W 8-3	Feb 12	Auburn W 6-5	Feb 19	UNC Asheville W 8-2
Feb 21	Oral Roberts W 6-4	Feb 13	Auburn L 2-9	Feb 24	Minnesota W 5-0
Feb 22	Oral Roberts W 4-3	Feb 18	St. Joseph's W 12-1	Feb 25	Minnesota W 12-4
Feb 27	UNC-Asheville L 1-2	Feb 19	St. Joseph's W 11-1	Feb 26	Minnesota W 8-6
Feb 28	UNC-Asheville W 8-0	Feb 20	St. Joseph's W 10-7	Feb 28	at Florida W 6-4
Feb 29	UNC-Asheville W 4-1	Feb 22	at Stetson W 5-4	Mar 3	Brown W 12-0
Mar 5	vs Nebraska W 5-3	Feb 23	at Stetson W 7-6	Mar 4	Brown W 21-5
Mar 6	vs West Virginia W 11-5	Feb 25	Appalachian State W 11-2	Mar 5	Brown W 15-7
Mar 7	at Minnesota L 1-6	Feb 26	Appalachian State W 4-1	Mar 7	Mercer W 8-4
Mar 9	Illinois State W 6-3	Mar 4	at Hawaii-Hilo W 7-2	Mar 10	Maryland* W 9-7
Mar 10	Butler W 11-2	Mar 5	vs Hawaii-Hilo W 6-4	Mar 11	Maryland* W 6-2
Mar 12	Michigan State W 5-4	Mar 6	vs Hawaii-Hilo W 5-2	Mar 12	Maryland* W 4-3
Mar 13	Michigan State W 11-1	Mar 6	vs Hawaii-Hilo W 9-1	Mar 14	Winthrop W 10-0
Mar 14	Michigan State W 4-0	Mar 7	at Hawaii-Hilo W 11-5	Mar 17	at Virginia Tech* W 11-2
Mar 17	Jacksonville W 19-3	Mar 9	at Hawaii Pacific W 9-1	Mar 18	at Virginia Tech* L 7-9
Mar 19	Maryland* W 16-6	Mar 10	at Rainbows L 0-15	Mar 19	at Virginia Tech* W 9-4
Mar 20	Maryland* W 10-1	Mar 11	at Hawaii L 6-7	Mar 22	at Jacksonville W 4-1
Mar 21	Maryland* W 13-6	Mar 12	at Hawaii L 6-9	Mar 24	Duke* W 7-2
Mar 26	at North Carolina* L 4-10	Mar 18	Virginia Tech* W 3-1	Mar 25	Duke* W 12-4
Mar 27	at North Carolina* W 10-6	Mar 19	Virginia Tech* W 12-2	Mar 26	Duke* W 15-5
Mar 28	at North Carolina* L 6-12	Mar 20	Virginia Tech* W 8-1	Mar 28	North Florida W 14-8
Mar 31	at Florida L 6-7	Mar 23	vs Jacksonville# W 9-0	Mar 31	at North Carolina* L 0-4
Apr 2	NC State* L 0-11	Mar 25	at Duke* W 5-3	Apr 1	at North Carolina* L 3-4
Apr 3	NC State* W 7-6	Mar 26	at Duke* W 11-4	Apr 2	at North Carolina* W 6-5
Apr 4	NC State* W 10-3	Mar 26	at Duke* L 7-8	Apr 4	Jacksonville W 4-2
Apr 7	at Jacksonville W 15-4	Mar 30	Florida L 2-9	Apr 7	at Boston College* W 7-1
Apr 9	Miami W 6-5	Apr 2	Clemson* W 3-1	Apr 8	at Boston College* W 4-2
Apr 10	Miami L 11-17	Apr 3	Clemson* W 5-4	Apr 9	at Boston College* W 7-5
Apr 11	Miami L 0-4	Apr 3	Clemson* L 3-7	Apr 12	at Jacksonville W 10-1
Apr 16	at Miami L 0-10	Apr 6	Jacksonville W 11-4	Apr 14	Miami* L 3-7
Apr 17	at Miami L 3-7	Apr 8	Wake Forest* W 7-5	Apr 15	Miami* W 16-1
Apr 18	at Miami W 10-3	Apr 9	Wake Forest* W 4-3	Apr 16	Miami* L 5-7
Apr 21	Florida W 16-4	Apr 10	Wake Forest* L 10-13	Apr 19	Florida L 3-8
Apr 23	Georgia Tech* L 4-11	Apr 12	at Jacksonville W 11-4	Apr 21	Georgia Tech* L 8-15
Apr 24	Georgia Tech* L 2-12	Apr 15	at Georgia Tech* L 4-6	Apr 23	Georgia Tech* L 4-10
Apr 25	Georgia Tech* L 6-7	Apr 16	at Georgia Tech* L 8-9	Apr 23	Georgia Tech* L 7-8
May 1	at Clemson* W 11-6	Apr 17	at Georgia Tech* L 4-9	Apr 28	Savannah State W 11-0
May 2	at Clemson* W 10-1	Apr 19	Florida W 4-2	Apr 29	Savannah State W 9-2
May 3	at Clemson* L 9-18	Apr 22	at Miami* L 3-5	Apr 30	Savannah State L 2-10
May 7	at Virginia* W 8-0	Apr 23	at Miami* L 2-5	May 3	Jacksonville W 9-2
May 8	at Virginia* L 2-15	Apr 24	at Miami* W 13-1	May 5	at Wake Forest* L 2-4
May 9	at Virginia* W 4-1	Apr 29	Virginia* W 8-1	May 6	at Wake Forest* W 4-3 (20)
May 12	at Florida L 2-3	May 1	Virginia* L 2-6	May 12	at Clemson* L 1-9
May 14	Duke* W 14-1	May 1	Virginia* W 7-2	May 13	at Clemson* L 3-4
May 15	Duke* W 10-7	May 3	at Florida W 9-4	May 14	at Clemson* L 2-11
May 16	Duke* W 6-3	May 6	at Maryland* W 7-2	May 16	South Alabama L 2-7
May 20	at Wake Forest* W 11-10	May 7	at Maryland* W 8-1	May 18	NC State* W 11-10
May 21	at Wake Forest* W 27-3	May 8	at Maryland* W 4-2	May 19	NC State* W 7-1
May 22	at Wake Forest* W 10-6	May 10	Stetson W 9-5	May 20	NC State* L 7-15
May 26	vs NC State> W 6-5	May 11	Stetson W 8-4	May 24	Virginia> L 2-6
May 27	vs Duke> W 6-3	May 13	North Carolina* W 9-4	May 25	North Carolina> W 7-6
May 28	vs Georgia Tech> L 4-13	May 14	North Carolina* W 6-5	May 26	Virginia> W 11-0
May 29	vs North Carolina> W 8-7	May 15	North Carolina* W 7-6	May 27	NC State> W 7-3
May 29	vs Georgia Tech> W 8-7	May 17	Jacksonville W 12-5	May 27	NC State> L 7-8
May 30	vs Georgia Tech> W 17-5	May 19	at NC State* W 8-2	Jun 2	vs Jacksonville# W 18-0
Jun 4	Bethune Cookman# W 10-3	May 20	at NC State* L 4-7	Jun 3	at Georgia# W 6-4
Jun 5	Central Florida# W 3-2	May 21	at NC State* L 3-8	Jun 4	at Georgia# L 1-7
Jun 6	Central Florida# L 5-7	May 25	vs North Carolina> W 3-2	Jun 5	at Georgia# L 2-3
Jun 6	Central Florida# W 19-3	May 26	vs Georgia Tech> L 4-5		
Jun 11	at Arkansas## L 5-7	May 27	vs Wake Forest> W 7-3		
Jun 12	at Arkansas## L 2-4	May 28	vs Georgia Tech> L 2-18		
		Jun 3	Army# W 3-2		
		Jun 4	Auburn# W 4-3		
		Jun 5	Auburn# W 10-4		
		Jun 10	at Florida## L 1-8		
		Jun 11	at Florida## L 5-8		



YEAR-BY-YEAR RESULTS

2007 45-13 (21-6 ACC)

Mike Martin, Head Coach
 ACC ATLANTIC DIVISION CHAMPIONS
 NCAA REGIONALS
 COLLEGIATE BASEBALL - 10th
 BASEBALL AMERICA - 14th
 NCBWA - 14th
 ESPN - 15th

Feb 2	Tennessee	W	9-2
Feb 3	Tennessee	W	4-0
Feb 4	Tennessee	W	19-7
Feb 9	UNC Asheville	W	17-8
Feb 10	UNC Asheville	W	12-6
Feb 11	UNC Asheville	W	15-1
Feb 16	Hofstra	W	10-1
Feb 17	Hofstra	W	16-1
Feb 18	Hofstra	W	11-3
Feb 20	at Florida	W	14-6
Feb 23	Appalachian State	W	6-3
Feb 24	Appalachian State	W	10-2
Feb 25	Appalachian State	W	12-8
Feb 27	North Florida	W	16-3
Mar 2	Siena	W	14-4
Mar 3	Siena	W	8-3
Mar 4	Siena	W	22-3
Mar 9	Indiana	W	6-0
Mar 10	Indiana	W	8-2
Mar 11	Indiana	W	9-0
Mar 16	Wake Forest*	W	7-6 (11)
Mar 17	Wake Forest*	W	4-3
Mar 18	Wake Forest*	W	11-1
Mar 21	at Jacksonville	L	3-5
Mar 23	Boston College*	W	5-1
Mar 24	Boston College*	W	10-3
Mar 25	Boston College*	W	7-0
Mar 27	North Florida	W	6-0
Mar 30	at Duke*	W	15-3
Mar 31	at Duke*	L	5-8
Apr 1	at Duke*	W	8-5
Apr 3	vs Florida (at Jacksonville)	L	7-16
Apr 6	at NC State*	W	10-4
Apr 7	at NC State*	L	6-8
Apr 8	at NC State*	W	6-5
Apr 10	Jacksonville	W	7-2
Apr 13	Virginia Tech*	W	14-1
Apr 14	Virginia Tech*	W	4-3
Apr 15	Virginia Tech*	W	8-5
Apr 18	Florida	L	4-5
Apr 20	North Carolina*	W	4-2
Apr 21	North Carolina*	W	5-4
Apr 22	North Carolina*	L	6-10
Apr 27	at Miami*	W	7-6
Apr 28	at Miami*	W	13-8
Apr 29	at Miami*	L	1-7
May 4	at Maryland*	W	9-3
May 5	at Maryland*	W	20-5
May 6	at Maryland*	W	3-2
May 11	Clemson*	W	11-1
May 12	Clemson*	L	6-7
May 13	Clemson*	L	6-11
May 17	at Georgia Tech*	W	17-2
May 18	at Georgia Tech*	W	10-2
May 19	at Georgia Tech*	W	17-11
May 23	vs Wake Forest>	W	11-2
May 25	vs Miami>	L	3-9
May 26	vs Clemson>	L	1-5
Jun 1	Bethune-Cookman#	W	6-2
Jun 2	Mississippi State#	L	0-3
Jun 3	Stetson#	W	17-1
Jun 3	Mississippi State#	L	4-9

2008 54-14 (24-6 ACC)

Mike Martin, Head Coach
 ACC ATLANTIC DIVISION CHAMPIONS
 COLLEGE WORLD SERIES
 BASEBALL AMERICA - 7th
 COLLEGIATE BASEBALL - 7th
 ESPN - 8th
 NCBWA - 8th

Feb 23	Duquesne	W	14-3 (7)
Feb 23	Duquesne	W	15-3 (7)
Feb 24	Duquesne	W	15-3 (8)
Feb 28	at Auburn	W	7-5
Feb 29	at Auburn	W	6-5
Mar 1	Auburn	W	4-3
Mar 2	Auburn	W	10-1
Mar 4	UNC Asheville	W	11-4
Mar 5	UNC Asheville	W	10-5
Mar 8	Maryland*	W	5-4
Mar 8	Maryland*	W	16-0
Mar 9	Maryland*	W	9-8
Mar 11	Georgia	L	10-13
Mar 12	Georgia	W	8-3
Mar 14	Georgia Tech*	W	8-7
Mar 15	Georgia Tech*	W	11-2
Mar 16	Georgia Tech*	W	17-8
Mar 18	at Florida	L	1-6
Mar 21	at Virginia Tech*	W	9-4
Mar 22	at Virginia Tech*	W	12-11
Mar 23	at Virginia Tech*	W	18-12
Mar 25	Stetson	W	11-2
Mar 26	Stetson	W	19-3
Mar 28	at Wake Forest*	W	21-2
Mar 29	at Wake Forest*	L	2-4
Mar 30	at Wake Forest*	W	3-2 (11)
Apr 1	vs Florida (at Jacksonville)	W	10-2
Apr 2	at Jacksonville	W	7-5
Apr 4	Virginia*	W	10-3
Apr 6	Virginia*	W	3-2 (10)
Apr 6	Virginia*	W	3-2 (10)
Apr 11	at Boston College*	W	8-6
Apr 11	at Boston College*	W	4-3
Apr 12	at Boston College*	W	17-2
Apr 15	Florida	W	4-2
Apr 16	North Florida	W	10-2
Apr 18	Miami*	L	4-11
Apr 19	Miami*	W	9-5
Apr 20	Miami*	L	10-11(7)
Apr 25	at North Carolina*	L	4-11
Apr 26	at North Carolina*	W	13-5
Apr 27	at North Carolina*	L	1-2 (10)
Apr 29	at Stetson	W	13-3
Apr 30	at Stetson	W	6-3
May 3	at Clemson*	W	9-8 (10)
May 4	at Clemson*	W	13-4
May 5	at Clemson*	W	4-2
May 7	Jacksonville	L	6-7
May 9	Savannah State	W	23-4 (7)
May 10	Savannah State	W	19-2 (7)
May 11	Savannah State	W	24-4 (7)
May 12	Savannah State	W	10-0 (7)
May 15	NC State*	L	2-12
May 16	NC State*	W	1-0
May 17	NC State*	W	8-1
May 21	vs Wake Forest>	W	8-3
May 23	vs Virginia>	L	3-5
May 24	vs North Carolina>	W	9-6
May 30	Bucknell#	L	0-7
May 31	Florida#	W	17-11
Jun 1	Bucknell#	W	24-9
Jun 1	Tulane#	W	17-8
Jun 2	Tulane#	W	16-7
Jun 6	Wichita State##	L	7-10
Jun 7	Wichita State##	W	14-4
Jun 8	Wichita State##	W	11-4
Jun 14	vs Stanford###	L	5-16
Jun 16	vs Miami###	L	5-7

2009 45-18 (19-9 ACC)

Mike Martin, Head Coach
 ACC ATLANTIC DIVISION CHAMPIONS
 NCAA SUPER REGIONALS
 BASEBALL AMERICA - 9th
 COLLEGIATE BASEBALL - 10th
 ESPN - 10th
 NCBWA - 10th

Feb 20	Hofstra	W	9-3
Feb 21	Hofstra	W	21-7
Feb 21	Hofstra	W	3-2
Feb 22	Hofstra	W	10-4
Feb 26	Auburn	W	8-7
Feb 27	Auburn	W	14-5
Feb 28	at Auburn	L	9-10
Mar 3	at Jacksonville	L	4-9
Mar 4	North Florida	L	4-5
Mar 6	Boston College*	W	4-1
Mar 7	Boston College*	L	6-14
Mar 8	Boston College*	L	5-12
Mar 10	High Point	W	18-4
Mar 11	High Point	W	4-3
Mar 13	at Virginia*	L	2-15
Mar 17	at Florida	L	4-5
Mar 20	Clemson*	W	5-2
Mar 21	Clemson*	L	7-8
Mar 22	Clemson*	W	7-4
Mar 24	Florida Gulf Coast	W	11-3
Mar 25	Florida Gulf Coast	W	11-9
Mar 27	at Maryland*	W	6-2
Mar 28	at Maryland*	W	10-2
Mar 29	at Maryland*	W	21-5
Mar 31	vs Florida (at Jacksonville)	W	3-2
Apr 3	at Miami*	W	14-4
Apr 4	at Miami*	L	4-6
Apr 5	at Miami*	L	8-14
Apr 8	at North Florida	W	14-6
Apr 10	North Carolina*	W	3-2
Apr 11	North Carolina*	L	7-12
Apr 12	North Carolina*	W	9-8
Apr 14	Florida	L	2-10
Apr 15	North Florida	W	8-7
Apr 17	at NC State*	W	9-3
Apr 18	at NC State*	W	4-2
Apr 19	at NC State*	W	13-2
Apr 21	UNC Asheville	W	9-2
Apr 22	UNC Asheville	W	11-10
Apr 24	Wake Forest*	W	15-6
Apr 25	Wake Forest*	W	6-4
Apr 26	Wake Forest*	W	14-10
May 1	Virginia Tech*	W	10-2
May 2	Virginia Tech*	W	10-4
May 3	Virginia Tech*	W	9-4
May 5	Jacksonville	W	5-2
May 6	FIU	W	15-5
May 8	at Georgia Tech*	L	3-12
May 9	at Georgia Tech*	W	8-6
May 10	at Georgia Tech*	L	5-6
May 14	Grambling State	W	9-1
May 15	Grambling State	W	14-6
May 15	Grambling State	W	9-7
May 16	Grambling State	W	10-2
May 20	vs Boston College>	W	7-2
May 21	vs Miami>	W	4-2
May 23	vs Georgia Tech>	L	2-9
May 24	vs Virginia>	L	3-6
May 29	Marist#	W	16-4
May 30	Georgia#	W	8-2
May 31	Ohio State#	W	37-6
Jun 5	Arkansas##	L	2-7
Jun 6	Arkansas##	L	8-9



YEAR-BY-YEAR RESULTS

2010 48-20 (18-12 ACC)

Mike Martin, Head Coach
 ACC CHAMPIONS
 ACC ATLANTIC DIVISION CHAMPIONS
 COLLEGE WORLD SERIES
 BASEBALL AMERICA - 6th
 COLLEGIATE BASEBALL - 6th
 NCBWA - 6th
 USA TODAY/ESPN - 6th

Feb 19	Georgia State	W	11-3
Feb 20	Georgia State	W	14-7
Feb 21	Georgia State	W	12-2
Feb 27	Hofstra	W	13-1
Feb 27	Hofstra	W	13-0 (7)
Feb 28	Hofstra	W	14-4
Mar 2	vs. Florida	W	10-5
Mar 5	Georgia	W	12-1
Mar 6	Georgia	W	9-2
Mar 7	Georgia	W	17-5
Mar 8	at Jacksonville	W	2-0
Mar 10	North Florida	W	6-2
Mar 12	Virginia*	L	0-5
Mar 13	Virginia*	L	8-9
Mar 14	Virginia*	W	9-8
Mar 16	at Florida	L	5-8
Mar 19	at North Carolina*	W	4-3
Mar 20	at North Carolina*	L	4-10
Mar 21	at North Carolina*	W	5-3
Mar 24	Stetson	W	14-7
Mar 26	Maryland*	W	4-1
Mar 27	Maryland*	W	12-5
Mar 28	Maryland*	W	9-5
Mar 30	vs. Florida	W	7-2
Apr 2	Virginia Tech*	L	5-10
Apr 3	Virginia Tech*	L	7-8
Apr 4	Virginia Tech*	W	9-6
Apr 6	at North Florida	L	1-3
Apr 7	North Florida	W	9-2
Apr 9	at Wake Forest*	W	10-1
Apr 10	at Wake Forest*	W	5-4
Apr 11	at Wake Forest*	W	17-16
Apr 13	Florida	W	3-2
Apr 14	Jacksonville	L	8-10
Apr 16	at Duke*	W	16-3
Apr 17	at Duke*	L	6-10
Apr 18	at Duke*	W	8-3
Apr 21	Charleston Southern	W	12-4
Apr 23	Miami*	L	5-6
Apr 24	Miami*	W	8-7
Apr 25	Miami*	W	7-6
Apr 30	Le Moyne	L	1-3
May 1	Le Moyne	W	8-5
May 2	Le Moyne	W	17-1
May 4	Jacksonville	W	11-10 (13)
May 7	at Boston College*	L	7-10
May 9	at Boston College*	W	6-4
May 9	at Boston College*	W	11-6
May 12	at Stetson	W	6-2
May 14	NC State*	L	2-5
May 15	NC State*	W	7-5
May 16	NC State*	W	12-9 (7)
May 20	at Clemson*	L	8-9
May 21	at Clemson*	L	4-8
May 22	at Clemson*	L	3-8
May 26	vs. Miami>	L	3-9
May 27	vs. Virginia>	W	11-4
May 28	vs. Boston College>	W	12-2 (7)
May 30	vs. NC State>	W	8-3
Jun 4	vs. Central Conn. State#	W	11-3
Jun 5	vs. Oregon#	W	6-4
Jun 6	vs. Oregon#	W	5-3
Jun 11	Vanderbilt##	W	9-8
Jun 12	Vanderbilt##	L	2-6
Jun 13	Vanderbilt##	W	7-6
Jun 19	vs. TCU###	L	1-8
Jun 21	vs. Florida###	W	8-5
Jun 23	vs. TCU###	L	7-11

2011 46-19 (19-11 ACC)

Mike Martin, Head Coach
 ACC ATLANTIC DIVISION CHAMPIONS
 NCAA SUPER REGIONALS
 BASEBALL AMERICA - 8th
 COLLEGIATE BASEBALL - 9th
 USA TODAY/ESPN - 9th
 NCBWA - 10th

Feb 18	VMI	W	12-0
Feb 19	VMI	W	9-2
Feb 20	VMI	W	15-0
Feb 22	Jacksonville	W	5-3
Feb 25	Hofstra	W	14-3
Feb 26	Hofstra	W	16-3
Feb 27	Hofstra	W	7-0
Mar 1	vs. Florida	W	5-3
Mar 4	at Georgia	W	6-5
Mar 5	at Georgia	L	1-2
Mar 6	at Georgia	W	7-5
Mar 8	Maine	W	10-2
Mar 9	Maine	W	9-3
Mar 11	Boston College*	W	3-1
Mar 12	Boston College*	W	15-6
Mar 13	Boston College*	W	4-3
Mar 15	at Florida	L	4-5 (10)
Mar 18	at Virginia*	L	3-4 (11)
Mar 19	at Virginia*	L	4-5 (11)
Mar 20	at Virginia*	W	12-11 (10)
Mar 23	Stetson	L	4-6 (11)
Mar 25	Wake Forest*	W	12-4
Mar 26	Wake Forest*	L	0-8
Mar 27	Wake Forest*	W	11-2
Mar 29	vs. Florida	W	5-2
Apr 1	at Maryland*	W	6-0
Apr 2	at Maryland*	L	0-5
Apr 3	at Maryland*	W	12-3
Apr 6	Valdosta State	W	10-2
Apr 8	North Carolina*	W	5-3
Apr 9	North Carolina*	L	5-8
Apr 10	North Carolina*	L	6-7
Apr 12	Florida	W	3-1
Apr 15	at Virginia Tech*	L	1-2
Apr 16	at Virginia Tech*	W	15-11
Apr 17	at Virginia Tech*	W	18-12
Apr 19	Florida Gulf Coast	W	13-2
Apr 20	Florida Gulf Coast	W	6-4
Apr 22	Duke*	W	2-1
Apr 23	Duke*	W	10-3
Apr 24	Duke*	W	13-9
Apr 29	at Miami*	W	6-5
Apr 30	at Miami*	W	2-0
May 1	at Miami*	L	1-5
May 3	at Jacksonville	W	8-5
May 6	UCF	W	8-0
May 7	UCF	L	10-14
May 8	UCF	W	6-1
May 10	at Stetson	W	13-1
May 13	at NC State*	W	9-4
May 15	at NC State*	W	7-5
May 15	at NC State*	L	4-12
May 19	Clemson*	W	8-6
May 20	Clemson*	L	4-7
May 21	Clemson*	L	5-8
May 25	vs. NC State>	L	0-7
May 26	vs. Clemson>	W	6-3
May 28	vs. Georgia Tech>	W	4-2
May 29	vs. Virginia>	L	2-7
Jun 3	Bethune-Cookman#	W	6-5
Jun 4	Alabama#	W	9-5
Jun 5	Alabama#	W	11-1
Jun 11	Texas A&M##	L	2-6
Jun 12	Texas A&M##	W	23-9
Jun 13	Texas A&M##	L	2-11

2012 50-17 (24-6 ACC)

Mike Martin, Head Coach
 ACC ATLANTIC DIVISION CHAMPIONS
 COLLEGE WORLD SERIES
 BASEBALL AMERICA - 4th
 COLLEGIATE BASEBALL - 4th
 USA TODAY/ESPN - 3rd
 NCBWA - 4th

Feb 17	Hofstra	W	9-2
Feb 18	Hofstra	W	10-8
Feb 19	Hofstra	W	13-6
Feb 21	Jacksonville	W	16-9
Feb 24	FIU	L	5-8
Feb 25	FIU	W	3-1
Feb 26	FIU	W	2-1
Mar 2	Maine	W	6-0
Mar 4	Maine	W	18-2 (7)
Mar 4	Maine	W	10-0
Mar 6	at UCF	W	7-6
Mar 7	at UCF	W	1-0
Mar 9	at Duke*	W	5-3
Mar 10	at Duke*	W	5-0
Mar 11	at Duke*	W	10-2
Mar 13	at Florida	L	2-9
Mar 17	Virginia*	W	12-3
Mar 18	Virginia*	W	4-3
Mar 19	Virginia*	W	7-5
Mar 20	Stetson	W	17-8
Mar 21	Stetson	W	9-1
Mar 23	at Wake Forest*	W	5-4 (11)
Mar 24	at Wake Forest*	W	3-2
Mar 25	at Wake Forest*	L	5-7
Mar 27	vs Florida	L	1-4
Mar 30	Virginia Tech*	W	5-2
Mar 31	Virginia Tech*	W	2-1
Apr 1	Virginia Tech*	W	11-4
Apr 4	Florida Gulf Coast	L	1-5
Apr 6	at Georgia Tech*	W	2-1 (10)
Apr 7	at Georgia Tech*	W	12-7
Apr 8	at Georgia Tech*	W	8-4
Apr 10	Florida	L	3-6
Apr 13	at Boston College*	W	6-5
Apr 14	at Boston College*	W	6-3
Apr 15	at Boston College*	L	6-17
Apr 18	North Georgia	W	6-0
Apr 20	Miami*	W	11-2
Apr 21	Miami*	W	6-1
Apr 22	Miami*	W	8-7 (10)
Apr 27	Rhode Island	W	17-6
Apr 28	Rhode Island	W	2-0
Apr 29	Rhode Island	W	6-5
May 2	at Jacksonville	W	3-0
May 5	Maryland*	W	10-3
May 6	Maryland*	W	9-2
May 7	Maryland*	L	5-8
May 8	at Stetson	W	9-1
May 9	at Stetson	L	5-6
May 12	at Clemson*	L	2-7
May 14	at Clemson*	L	7-9
May 14	at Clemson*	W	9-5
May 17	NC State*	L	5-10
May 18	NC State*	W	3-2
May 19	NC State*	W	6-2
May 23	vs Georgia Tech>	L	4-5
May 25	vs Clemson>	L	7-9
May 26	vs Virginia>	L	0-7
Jun 1	UAB#	W	2-1
Jun 2	Samford#	W	8-1
Jun 3	Samford#	W	5-2
Jun 8	Stanford##	W	17-1
Jun 10	Stanford##	W	18-7
Jun 15	vs Arizona###	L	3-4 (12)
Jun 17	vs Stony Brook###	W	12-2
Jun 19	vs UCLA###	W	4-1
Jun 21	vs Arizona###	L	3-10



YEAR-BY-YEAR RESULTS

2013 47-17 (20-10 ACC)

Mike Martin, Head Coach
ACC ATLANTIC DIVISION CHAMPIONS
NCAA SUPER REGIONAL
BASEBALL AMERICA - 12th
COLLEGIATE BASEBALL - 12th
USA TODAY/ESPN - 13th
NCBWA - 12th

Feb 15	Rhode Island	W	11-5
Feb 16	Rhode Island	W	6-2
Feb 17	Rhode Island	W	8-6 (10)
Feb 20	Jacksonville	W	9-7
Feb 23	USF	W	14-3 (8)
Feb 24	USF	W	8-0
Feb 24	USF	W	5-2
Mar 1	Villanova	W	23-5
Mar 2	Villanova	W	7-0
Mar 3	Villanova	W	2-1
Mar 5	Presbyterian	W	9-2
Mar 6	Presbyterian	W	10-4
Mar 8	Boston College*	W	4-0
Mar 9	Boston College*	W	9-4
Mar 10	Boston College*	W	9-1
Mar 12	at Florida	W	4-1
Mar 15	at Maryland*	L	3-5
Mar 16	at Maryland*	W	7-6
Mar 17	at Maryland*	W	4-3
Mar 19	Stetson	W	5-3
Mar 20	Stetson	W	14-1
Mar 22	Georgia Tech*	L	0-10
Mar 22	Georgia Tech*	W	11-3
Mar 24	Georgia Tech*	W	8-6
Mar 26	vs. Florida	W	2-1
Mar 29	at Virginia Tech*	L	2-3
Mar 30	at Virginia Tech*	W	11-10
Mar 30	at Virginia Tech*	L	1-8
Apr 2	Florida Gulf Coast	W	12-9
Apr 5	at Miami*	W	4-2
Apr 6	at Miami*	L	0-6
Apr 7	at Miami*	W	5-1
Apr 9	Florida	L	3-4
Apr 12	Duke*	W	16-2
Apr 13	Duke*	W	8-5
Apr 13	Duke*	W	8-3
Apr 16	South Alabama	W	2-0
Apr 20	at Virginia*	L	2-9
Apr 20	at Virginia*	L	0-2
Apr 21	at Virginia*	L	2-5
Apr 23	at Jacksonville	W	9-0
Apr 26	Wake Forest*	W	7-3
Apr 27	Wake Forest*	W	8-6
Apr 28	Wake Forest*	W	11-2
May 3	UCF	W	4-2
May 4	UCF	W	6-1
May 5	UCF	W	5-4
May 7	at Stetson	W	13-5
May 8	at Stetson	W	14-2
May 11	at NC State*	L	1-3
May 12	at NC State*	W	12-3
May 13	at NC State*	W	8-4
May 16	Clemson*	L	2-8
May 17	Clemson*	W	2-1
May 18	Clemson*	W	6-1
May 20	at North Carolina	L	3-4
May 22	vs. Georgia Tech>	L	3-4
May 23	vs. Virginia Tech>	L	2-3
May 25	vs. Virginia>	L	4-7 (12)
May 31	Savannah State#	W	10-0
Jun 1	Troy##	W	11-0
Jun 2	Troy##	W	11-4
Jun 8	Indiana###	L	9-10
Jun 9	Indiana###	L	6-11

2014 43-17 (21-9 ACC)

Mike Martin, Head Coach
ACC ATLANTIC DIVISION CHAMPIONS
NCAA TALLAHASSEE REGIONAL
BASEBALL AMERICA - 19th
COLLEGIATE BASEBALL - 23rd
USA TODAY/ESPN - 21st
NCBWA - 23rd

Feb 14	Niagara	W	13-2
Feb 15	Niagara	W	4-1
Feb 16	Niagara	W	13-0 (8)
Feb 18	at Jacksonville	W	12-6
Feb 21	Georgia	W	8-3
Feb 22	Georgia	W	10-4
Feb 28	Miami	L	1-3
Mar 1	Miami	W	10-2
Mar 2	Miami	W	13-6
Mar 4	at USF	W	5-1
Mar 5	at USF	W	4-1
Mar 7	Maryland*	W	15-3
Mar 8	Maryland*	L	1-5
Mar 9	Maryland*	W	7-0
Mar 11	at UCF	W	11-10
Mar 12	at UCF	W	18-1
Mar 14	NC State*	W	6-1
Mar 15	NC State*	W	8-2
Mar 15	NC State*	W	9-8 (13)
Mar 18	at Florida	L	1-3
Mar 21	at Clemson*	L	3-9
Mar 22	at Clemson*	W	11-1
Mar 22	at Clemson*	W	4-3
Mar 25	vs. Florida	L	1-4
Mar 28	at Boston College*	W	6-0
Mar 28	at Boston College*	W	11-7
Mar 29	at Boston College*	W	10-1
Apr 1	Florida Gulf Coast	W	8-3
Apr 4	Notre Dame*	W	8-7 (12)
Apr 6	Notre Dame*	W	11-2
Apr 6	Notre Dame*	W	4-3
Apr 8	Florida	L	0-8
Apr 11	at Georgia Tech*	L	3-5
Apr 12	at Georgia Tech*	L	4-12
Apr 13	at Georgia Tech*	W	5-4
Apr 15	Jacksonville	W	6-1
Apr 18	at Wake Forest*	W	7-1
Apr 19	at Wake Forest*	W	4-3 (13)
Apr 20	at Wake Forest*	L	2-5
Apr 22	Stetson	W	4-0
Apr 23	Stetson	W	13-3
Apr 25	Virginia*	L	3-5 (10)
Apr 26	Virginia*	W	7-0
Apr 27	Virginia*	L	3-4
May 3	Minnesota	W	5-4
May 3	Minnesota	W	3-2
May 4	Minnesota	W	7-1
May 6	at Stetson	W	9-4
May 9	at North Carolina*	W	7-0
May 10	at North Carolina*	W	10-2
May 11	at North Carolina*	L	4-5
May 13	UCF	L	3-8
May 15	Duke*	W	3-0
May 16	Duke*	W	9-8
May 17	Duke*	L	5-7
May 21	vs. North Carolina>	W	7-1
May 23	vs. Maryland>	L	3-5
May 24	Virginia>	W	6-4
May 30	Georgia Southern#	L	0-7
May 31	Alabama#	L	5-6

2015 44-21 (17-13 ACC)

Mike Martin, Head Coach
ACC CHAMPIONS
NCAA TALLAHASSEE REGIONAL
NCAA SUPER REGIONAL
BASEBALL AMERICA - 19th
COLLEGIATE BASEBALL - 23rd
USA TODAY/ESPN - 21st
NCBWA - 23rd

Feb 13	Oakland	W	7-3
Feb 14	Oakland	W	15-2
Feb 15	Oakland	W	5-1
Feb 18	at Jacksonville	L	3-5
Feb 20	at Georgia	W	7-5
Feb 21	at Georgia	L	1-4
Feb 21	at Georgia	L	5-10
Feb 24	Jacksonville	W	10-7
Feb 27	UNC Wilmington	W	4-3
Feb 28	UNC Wilmington	W	5-3
Mar 1	UNC Wilmington	W	9-8
Mar 3	South Florida	W	24-1
Mar 4	South Florida	W	7-3
Mar 6	Boston College*	W	7-0
Mar 7	Boston College*	W	3-2
Mar 8	Boston College*	W	8-4
Mar 10	Central Florida	W	11-8
Mar 11	Central Florida	W	15-11
Mar 13	Wake Forest*	L	1-4
Mar 14	Wake Forest*	W	12-2
Mar 15	Wake Forest*	W	9-6
Mar 17	at Florida	W	8-14
Mar 20	at Virginia*	L	4-8
Mar 21	at Virginia*	W	12-10
Mar 22	at Virginia*	W	13-1
Mar 25	Alabama State	W	8-7
Mar 27	Virginia Tech*	L	3-8
Mar 28	Virginia Tech*	W	19-9
Mar 29	Virginia Tech*	W	6-5
Mar 31	Florida	W	8-3
Apr 2	at NC State*	W	3-2
Apr 3	at NC State*	W	1-0
Apr 4	at NC State*	L	7-11
Apr 7	Florida Gulf Coast	W	5-0
Apr 8	Florida Gulf Coast	L	0-5
Apr 10	at Notre Dame*	L	2-5
Apr 11	at Notre Dame*	L	1-4
Apr 12	at Notre Dame*	L	1-2
Apr 14	Florida N	W	4-3 (12)
Apr 17	Pittsburgh*	W	15-2
Apr 18	Pittsburgh*	W	6-5
Apr 18	Pittsburgh*	W	10-6
Apr 21	Stetson	W	6-1
Apr 24	at Miami	W	8-7 (17)
Apr 25	at Miami	W	15-5
Apr 26	at Miami	L	0-12
May 1	Coastal Carolina	W	16-2
May 2	Coastal Carolina	W	8-3
May 3	Coastal Carolina	L	2-4
May 5	at Stetson	W	3-1
May 8	at Louisville	W	13-4
May 9	at Louisville	L	0-7
May 10	at Louisville	L	5-6
May 14	Clemson*	L	1-4
May 15	Clemson*	L	0-7
May 16	Clemson*	L	6-9
May 20	Clemson>	W	3-1
May 21	North Carolina>	W	8-4
May 23	Louisville>	W	6-0
May 24	NC State>	W	6-2
May 29	Mercer#	W	5-4 (10)
May 30	College of Charleston#	W	3-2
Jun 1	College of Charleston#	W	8-1
Jun 5	at Florida##	L	5-13
Jun 6	at Florida##	L	4-11

*=Conference Game; #=NCAA Regional; ##=Super Regional;
 ###=College World Series; <=Metro Tournament; >=ACC Tournament;

NOTE: The Baseball America poll started in 1981...the Collegiate Baseball poll started in 1959...the USA Today Baseball Weekly/ESPN/American Baseball Coaches Association poll started in 1992.



NCAA TOURNAMENT RESULTS

1956 (1-2)

NCAA DISTRICT 3 PLAYOFFS - GASTONIA, NC

Duke	W	2	1
Duke	L	2	4
Duke	L	6	7

1957 (3-3)

NCAA DISTRICT 3 PLAYOFFS - GASTONIA, NC

Georgia Teachers	W	5	3
Duke	W	3	2
Duke	L	6	8
Duke	W	4	1

COLLEGE WORLD SERIES - OMAHA, NE

Penn State	L	0	7
Connecticut	L	3	5

1958 (1-2)

NCAA DISTRICT 3 PLAYOFFS - GASTONIA, NC

George Washington	W	3	1
Florida	L	1	2
Clemson	L	5	8

1959 (2-2)

NCAA DISTRICT 3 PLAYOFFS - GASTONIA, NC

George Washington	W	3	2
Clemson	L	2	24
Georgia Tech	W	16	9
Clemson	L	0	5

1961 (1-2)

NCAA DISTRICT 3 PLAYOFFS - GASTONIA, NC

West Virginia	W	3	1
Duke	L	2	7
West Virginia	L	3	4

1962 (6-3)

NCAA DISTRICT 3 PLAYOFFS - GASTONIA, NC

Florida	L	0	1
West Virginia	W	6	5
Florida	W	3	1
Wake Forest	W	10	8
Wake Forest	W	3	2

COLLEGE WORLD SERIES - OMAHA, NE

Santa Clara	W	5	1
Ithaca	W	5	4
Michigan	L	7	10
Santa Clara	L	6	11

1963 (4-3)

NCAA DISTRICT 3 PLAYOFFS - GASTONIA, NC

Auburn	W	4	3
Wake Forest	W	12	4
Wake Forest	L	5	6
Wake Forest	W	11	5

COLLEGE WORLD SERIES - OMAHA, NE

W. Michigan	W	5	2
Arizona	(11) L	3	4
Southern Cal	L	3	4

FSU IN THE COLLEGE WORLD SERIES

All-Time CWS Record	28-42
Appearances	21
First Appearance	1957
Last Appearance	2012
Top Finish	Second (1970, 1986, 1999)
CWS Appearances	1957, 62, 63, 65, 70, 75, 80, 86, 87, 89, 91, 92, 94, 95, 96, 98, 99, 00, 08, 10, 12
Consecutive Appearances	3 (1994-96), (1998-00)

FSU IN THE NCAA TOURNAMENT

All-Time Record (Super Regional/Regional/District 3)	152-77
Appearances	53
First Appearance	1956
Last Appearance	2015
Consecutive Appearances	38 (1978-15)

1965 (5-3)

NCAA DISTRICT 3 PLAYOFFS - GASTONIA, NC

Mississippi State	L	3	6
Maryland	W	7	3
Mississippi State	W	6	2
Furman	W	2	1
Furman	W	7	5

COLLEGE WORLD SERIES - OMAHA, NE

Ohio State	L	1	2
Texas	W	3	2
St. Louis	L	3	5

1966 (3-2)

NCAA DISTRICT 3 PLAYOFFS - GASTONIA, NC

Mississippi State	L	3	4
East Carolina	W	6	4
Mississippi State	W	7	0
North Carolina	W	6	5
North Carolina	L	4	6

1967 (1-2)

NCAA DISTRICT 3 PLAYOFFS - GASTONIA, NC

Clemson	W	5	3
Auburn	L	3	13
Clemson	L	4	6

1968 (3-2)

NCAA DISTRICT 3 PLAYOFFS - GASTONIA, NC

East Carolina	L	1	2
Alabama	W	6	1
East Carolina	W	3	2
NC State	W	15	12
NC State	L	1	4

1970 (7-2)

NCAA DISTRICT 3 PLAYOFFS - GASTONIA, NC

East Carolina	W	2	0
Maryland	W	10	1
Mississippi State	W	5	4

COLLEGE WORLD SERIES - OMAHA, NE

Arizona	W	4	0
Dartmouth	W	6	0
Texas	L	1	5
Ohio	W	2	0
Texas	W	11	2
Southern Cal	(15) L	1	2

1972 (1-2)

NCAA DISTRICT 3 PLAYOFFS - GASTONIA, NC

South Alabama	L	5	6
Richmond	W	10	5
Mississippi	L	3	8

1975 (3-2)

NCAA REGIONAL - STARKVILLE, MS

Miami	W	1	0
LSU	W	4	2
Miami	W	6	5

COLLEGE WORLD SERIES - OMAHA, NE

E. Michigan	(10) L	1	2
Seton Hall	L	0	11

1976 (1-2)

NCAA REGIONAL - TALLAHASSEE, FL

Jacksonville	W	6	1
Auburn	L	1	2
Jacksonville	L	7	9

1978 (0-2)

NCAA REGIONAL - MIAMI, FL

Marshall	L	0	4
Miami	L	2	7

1979 (0-2)

NCAA REGIONAL - TALLAHASSEE, FL

Florida	L	5	9
Delaware	L	6	7

1980 (3-2)

NCAA REGIONAL - TALLAHASSEE, FL

New Orleans	W	10	8
Western Kentucky	W	19	7
Western Kentucky	W	10	5

COLLEGE WORLD SERIES-OMAHA, NE

Hawaii	L	6	7
Arizona	L	3	5

1981 (2-2)

NCAA REGIONAL - MIAMI, FL

Florida	W	5	1
Minnesota	W	9	5
Miami	L	6	14
Florida	L	4	5



NCAA TOURNAMENT RESULTS

1982 (1-2)

NCAA REGIONAL - AUSTIN, TX

Eastern Michigan	L	2	7
Ohio State	W	8	3
Oklahoma	L	5	6

1983 (1-2)

NCAA REGIONAL - TALLAHASSEE, FL

South Alabama	W	8	2
Alabama	L	5	7
Miami	L	5	10

1984 (0-2)

NCAA REGIONAL - TALLAHASSEE, FL

Stetson	L	7	10
East Carolina	L	4	7

1985 (2-2)

NCAA REGIONAL - TALLAHASSEE, FL

George Mason	W	11	0
Georgia Tech	W	9	1
Arkansas	L	6	7
Georgia Tech	L	3	8

1986 (7-2)

NCAA REGIONAL - TALLAHASSEE, FL

NC State	W	10	6
Texas A & M	W	12	9
USF	W	11	7

COLLEGE WORLD SERIES-OMAHA, NE

Indiana State	W	5	3
Miami	W	7	2
Arizona	L	5	9
Oklahoma State	W	6	5
Miami	W	4	3
Arizona	L	2	10

1987 (5-3)

NCAA REGIONAL - TALLAHASSEE, FL

East Carolina	W	10	5
Miami	W	5	2
South Alabama	W	12	3
South Alabama	L	3	6
South Alabama	W	9	2

COLLEGE WORLD SERIES-OMAHA, NE

LSU	(10) L	2	6
Arizona State	W	3	0
Texas	(10) L	4	6

1988 (2-2)

NCAA REGIONAL - TALLAHASSEE, FL

Stetson	W	10	3
Tulane	W	8	6
Florida	L	3	9
Stetson	L	2	7

**SEMINOLES ON CWS
ALL-TOURNAMENT TEAM
(1957-PRESENT)**

1963	Woody Woodward, Jr., SS
1970	John Grubb, Jr., OF
1986	Luis Alicea, Jr., 2B
1986	Bien Figureoa, Sr., SS
1986	Paul Sorrento, Jr., OF
1986	Richie Lewis, So., P
1989	Rocky Rau, Jr., 2B
1995	Doug Mientkiewicz, Jr., 1B
1995	J.D. Drew, Fr., OF
1999	Marshall McDougall, Jr., 2B
1999	Matt Diaz, So., OF
1999	Jeremiah Klosterman, Sr., C
1999	Sam Scott, Jr., DH
1999	Chris Chavez, Sr., P
2000	Jon McDonald, Jr., P
2012	Sherman Johnson, 3B
2012	Devon Travis, 2B

**CWS MOST
OUTSTANDING PLAYER**

1970	Gene Ammann, Jr., P
1999	Marshall McDougall, Jr., 2B

1989 (6-2)

NCAA REGIONAL - TALLAHASSEE, FL

Rider	W	13	7
USF	W	8	1
Auburn	W	7	6
Clemson	W	8	1

COLLEGE WORLD SERIES - OMAHA, NE

North Carolina	W	4	2
Wichita State	W	4	2
Wichita State	L	4	7
Wichita State	L	9	12

1990 (4-2)

NCAA REGIONAL - STARKVILLE, MS

Lafayette	W	7	2
Central Michigan	W	4	2
Mississippi State	L	8	11
Illinois	W	6	4
Mississippi State	W	11	9
Mississippi State	L	3	4

1991 (4-2)

NCAA REGIONAL - TALLAHASSEE, FL

Coastal Carolina	W	6	0
Fla. International	W	6	3
Alabama	W	5	2
Alabama	W	6	5

COLLEGE WORLD SERIES - OMAHA, NE

Fresno State	L	3	6
Florida	L	0	5

1992 (6-3)

NCAA REGIONAL - TALLAHASSEE, FL

Western Carolina	L	0	1
Stetson	W	2	0
Kent	W	4	2
Stanford	W	9	4
Western Carolina	W	4	3
Western Carolina	W	18	3

COLLEGE WORLD SERIES - OMAHA, NE

Cal. State-Fullerton	L	2	7
California	W	5	4
Cal. State-Fullerton	L	0	6

1993 (2-2)

NCAA REGIONAL - TALLAHASSEE, FL

USF	W	4	2
Notre Dame	W	4	3
Long Beach State	L	1	4
Notre Dame	L	3	4

1994 (5-2)

NCAA REGIONAL - TALLAHASSEE, FL

Central Michigan	W	8	6
Jacksonville	W	5	1
Jacksonville	W	5	1
Brigham Young	W	7	1

COLLEGE WORLD SERIES - OMAHA, NE

LSU	W	6	3
Georgia Tech	(10) L	4	12
Cal. State-Fullerton	L	3	10

1995 (5-2)

NCAA REGIONAL - TALLAHASSEE, FL

Troy State	W	18	3
South Alabama	W	7	2
Old Dominion	W	7	2
Mississippi	W	13	1

COLLEGE WORLD SERIES - OMAHA, NE

Oklahoma	W	3	2
Miami	L	2	4
Southern Cal	L	11	16

1996 (5-2)

WEST REGIONAL - STANFORD, CA

NE Illinois	W	16	0
UC-Santa Barbara	W	10	1
Stanford	W	5	4
Cal State-Northridge	W	9	2

COLLEGE WORLD SERIES - OMAHA, NE

Florida	L	2	5
Wichita State	W	8	4
Florida	L	3	6

1997 (4-2)

NCAA EAST REGIONAL - TALLAHASSEE, FL

Marist	W	4	2
UCF	W	16	2
Auburn	L	7	8
USF	W	6	5
Auburn	W	9	7
Auburn	L	2	5



NCAA TOURNAMENT RESULTS



Chip Baker congratulates Ryan Barthelemy after hitting a home run at the College World Series.

1998 (4-2)

NCAA ATLANTIC II REGIONAL - TALLAHASSEE, FL

Liberty University	W	10	7
Delaware	W	27	6
Oklahoma	W	23	2
Auburn	W	16	10

COLLEGE WORLD SERIES - OMAHA, NE

Arizona State	L	10	11
Long Beach State	L	4	7

1999 (9-2)

NCAA REGIONAL - TALLAHASSEE, FL

The Citadel	W	24	6
Jacksonville	W	9	2
Providence	W	14	3

NCAA SUPER REGIONAL - TALLAHASSEE, FL

Auburn	W	10	2
Auburn	W	6	3

COLLEGE WORLD SERIES - OMAHA, NE

Texas A&M	W	7	3
Stanford	L	6	10
Cal State-Fullerton	W	7	2
Stanford	W	8	6
Stanford	(13) W	14	11
Miami	L	5	6

2000 (8-4)

NCAA REGIONAL - TALLAHASSEE, FL

Bethune-Cookman	W	6	3
UCF	L	8	9
Evansville	W	11	2
UCF	W	6	1
UCF	W	8	1

NCAA SUPER REGIONAL - TALLAHASSEE, FL

Miami	W	9	2
Miami	L	5	7
Miami	W	6	1

COLLEGE WORLD SERIES - OMAHA, NE

Southern Cal	L	4	6
Texas	W	6	2
Southern Cal	W	3	2
LSU	L	3	6

2001 (4-2)

NCAA REGIONAL - TALLAHASSEE, FL

Bethune-Cookman	W	8	1
Auburn	W	10	6
Auburn	W	9	6

NCAA SUPER REGIONAL - ATHENS, GA

Georgia	L	7	8
Georgia	W	11	6
Georgia	L	3	8

2002 (4-2)

NCAA REGIONAL - TALLAHASSEE, FL

Stetson	W	11	8
UCF	W	7	3
USF	W	13	6

NCAA SUPER REGIONAL - TALLAHASSEE, FL

Notre Dame	L	4	10
Notre Dame	W	12	5
Notre Dame	L	1	3

2003 (4-3)

NCAA REGIONAL - TALLAHASSEE, FL

Jacksonville	W	6	0
South Alabama	L	6	8
Rutgers	W	17	7
South Alabama	W	13	5
South Alabama	W	12	2

NCAA SUPER REGIONAL - TALLAHASSEE, FL

Texas	L	3	8
Texas	L	5	6

2004 (3-3)

NCAA REGIONAL - TALLAHASSEE, FL

Bethune-Cookman	W	10	3
UCF	W	3	2
UCF	L	5	7
UCF	W	19	3

NCAA SUPER REGIONAL - FAYETTEVILLE, AR

Arkansas	L	5	7
Arkansas	L	2	4

2005 (3-2)

NCAA REGIONAL - TALLAHASSEE, FL

Army	W	3	2
Auburn	W	4	3
Auburn	W	10	4

NCAA SUPER REGIONAL - GAINESVILLE, FL

Florida	L	1	8
Florida	L	5	8

2006 (2-2)

NCAA REGIONAL - ATHENS, GA

Jacksonville	W	18	0
Georgia	W	6	4
Georgia	L	1	7
Georgia	L	2	3

2007 (1-2)

NCAA REGIONAL - TALLAHASSEE, FL

Bethune-Cookman	W	6	2
Mississippi State	L	0	3
Stetson		17	1
Mississippi State	L	4	9

2008 (6-4)

NCAA REGIONAL - TALLAHASSEE, FL

Bucknell	L	0	7
Florida	W	17	11
Bucknell	W	24	9
Tulane	W	17	8
Tulane	W	16	7

NCAA SUPER REGIONAL - TALLAHASSEE, FL

Wichita State	L	7	10
Wichita State	W	14	4
Wichita State	W	11	4

COLLEGE WORLD SERIES - OMAHA, NE

Stanford	L	5	16
Miami	L	5	7

2009 (3-2)

NCAA REGIONAL - TALLAHASSEE, FL

Marist	W	16	4
Georgia	W	8	2
Ohio State	W	37	6

NCAA SUPER REGIONAL - TALLAHASSEE, FL

Arkansas	L	2	7
Arkansas	L	8	9



NCAA TOURNAMENT RESULTS

2010 (6-3)

NCAA REGIONAL - NORWICH, CT

Central Connecticut State	W	11	3
Oregon	W	6	4
Oregon	W	5	3

NCAA SUPER REGIONAL - TALLAHASSEE, FL

Vanderbilt	W	9	8
Vanderbilt	L	2	6
Vanderbilt	W	7	6

COLLEGE WORLD SERIES - OMAHA, NE

TCU	L	1	8
Florida	W	8	5
TCU	L	7	11

2011 (4-2)

NCAA REGIONAL - TALLAHASSEE, FL

Bethune-Cookman	W	6	5
Alabama	W	9	5
Alabama	W	11	1

NCAA SUPER REGIONAL - TALLAHASSEE, FL

Texas A&M	L	2	6
Texas A&M	W	23	9
Texas A&M	L	2	11

2012 (7-2)

NCAA REGIONAL - TALLAHASSEE, FL

UAB	W	2	1
Samford	W	8	1
Samford	W	5	2

NCAA SUPER REGIONAL - TALLAHASSEE, FL

Stanford	W	17	1
Stanford	W	18	7

COLLEGE WORLD SERIES - OMAHA, NE

Arizona	(12) L	3	4
Stony Brook	W	12	2
UCLA	W	4	1
Arizona	L	3	10

2013 (3-2)

NCAA REGIONAL - TALLAHASSEE, FL

Savannah St.	W	10	0
Troy	W	11	0
Troy	W	11	4

NCAA SUPER REGIONAL - TALLAHASSEE, FL

Indiana	L	9	10
Indiana	L	6	11

2014 (0-2)

NCAA REGIONAL - TALLAHASSEE, FL

Georgia Southern	L	0	7
Alabama	L	5	6

2015 (3-2)

NCAA REGIONAL - TALLAHASSEE, FL

Mercer	(10) W	4	5
College of Charleston	W	3	2
College of Charleston	W	8	1

NCAA SUPER REGIONAL - GAINESVILLE, FL

Florida	L	3	10
Florida	L	3	10

POSTSEASON ALL-TIME RECORD VS. OPPONENTS

TEAM	POSTSEASON RECORDS	CWS RECORDS	TEAM	POSTSEASON RECORDS	CWS RECORDS
Alabama	5-2		Marist	2-0	
Alabama-Birmingham	1-0		Marshall	0-1	
Arizona	1-6	1-6	Maryland	2-0	
Arizona State	1-1	1-1	Mercer	1-	
Arkansas	0-5		Miami	7-7	2-3
Army	1-0		Michigan	0-1	0-1
Auburn	10-4		Minnesota	1-0	
Bethune-Cookman	5-0		Mississippi	1-1	
Brigham Young	1-0		Mississippi State	4-6	
Bucknell	1-1		New Orleans	1-0	
California	1-0	1-0	North Carolina	2-1	1-0
UCLA	1-0	1-0	NC State	2-1	
UC Santa Barbara	1-0		NE Illinois	1-0	
Cal State Fullerton	1-3	1-3	Notre Dame	2-3	
Cal State Northridge	1-0		Ohio	1-0	1-0
Central Connecticut St.	1-0		Ohio State	2-1	0-1
UCF	6-2		Oklahoma	2-1	1-0
Central Michigan	2-0		Oklahoma State	1-0	1-0
Clemson	2-4		Old Dominion	1-0	
Coastal Carolina	1-0		Oregon	2-0	
College of Charleston	2-0		Penn State	0-1	0-1
Connecticut	0-1	0-1	Providence	1-0	
Dartmouth	1-0	1-0	Richmond	1-0	
Delaware	1-1		Rider	1-0	
Duke	3-4		Rutgers	1-0	
East Carolina	4-2		Samford	2-0	
Eastern Michigan	0-2	0-1	Santa Clara	1-1	1-1
Evansville	1-0		Savannah St.	1-0	
Florida	4-12	1-3	Seton Hall	0-1	0-1
Florida International	1-0		South Alabama	6-3	
Fresno State	0-1	0-1	USF	5-0	
Furman	2-0		Southern Cal	1-4	1-4
George Mason	1-0		St. Louis	0-1	0-1
George Washington	2-0		Stanford	6-2	2-2
Georgia	3-4		Stetson	3-2	
Georgia Southern	0-1		Stony Brook	1-0	1-0
Georgia Teachers	1-0		TCU	0-2	0-2
Georgia Tech	2-2	0-1	Texas	3-4	3-2
Hawaii	0-1	0-1	Texas A&M	3-2	1-0
Illinois	1-0		The Citadel	1-0	
Indiana	0-2		Troy	3-0	
Indiana State	1-0	1-0	Tulane	3-0	
Ithaca	1-0	1-0	Vanderbilt	2-1	
Jacksonville	6-1		Wake Forest	4-1	
Kent	1-0		West Virginia	2-1	
Lafayette	1-0		Western Carolina	2-1	
Liberty	1-0		Western Kentucky	2-0	
Long Beach State	0-2	0-1	Western Michigan	1-0	1-0
LSU	2-2	1-2	Wichita State	4-3	2-2
Total	180-119	28-42			



SEMINOLES IN THE MLB DRAFT

1966			
NAME	POS	TEAM	ROUND
Jim Lyttle*	OF	New York Yankees	1st (10)
Gary Sprague	SS-2B	Cleveland Indians	6th (112)
Eddie Howell	P	Kansas City Athletics	12th (222)
Randy Brown*	C	California Angels	18th (348)
Mike Martin	OF	New York Mets	28th (540)
Maury Hopkins	3B	New York Mets	44th (757)
Dick Fernandez	2B	Kansas City Athletics	Free Agent
Pete Sarron	OF	Cleveland Indians	Free Agent
1967 JUNE SECONDARY DRAFT			
LaDon Boyd	P	Kansas City Athletics	2nd (33)
1968			
Steve Mastin	P	Oakland Athletics	15th (326)
Chuck Hines	3B	Pittsburgh Pirates	17th (381)
Wayne Vincent	P	Seattle Pilots	31st (706)
1968 JUNE SECONDARY DRAFT			
Tom Cook	C	Oakland Athletics	1st (12)
1969			
Walt Sumner	OF	Atlanta Braves	14th (322)
Mike Easom	3B	Cleveland Indians	23rd (541)
Jeff Hogan	SS	Los Angeles Dodgers	31st (719)
Dick Gold	2B	Chicago Cubs	37th (840)
Chuck Cone	IF	San Diego Padres	Free Agent
Jim Gurzynski	1B	Los Angeles Dodgers	Free Agent
George Lott	P	Montreal Expos	Free Agent
Craig Skok*	P	Boston Celtics	Free Agent
1969 JUNE SECONDARY DRAFT			
Dave Moates*	OF	Washington Senators	4th (87)
1970 JANUARY SECONDARY DRAFT			
Jeff Hogan	3B	Detroit Tigers	2nd (47)
Walt Sumner	OF	California Angels	6th (121)
1970			
Dick Nichols	2B	Boston Red Sox	26th (614)
Tom Henson	P	Cincinnati Reds	Free Agent
1970 JUNE SECONDARY DRAFT			
Pat Osburn*	P	Cincinnati Reds	1st (9)
Gene Ammann	P	Milwaukee Brewers	3rd (56)
Johnny Grubb*	OF	Atlanta Braves	3rd (61)
Mike Slade	P	Washington Senators	7th (104)
1971 JANUARY SECONDARY DRAFT			
Johnny Grubb*	OF	San Diego Padres	1st (23)
1971			
Mac Scarce*	P	Philadelphia Phillies	8th (172)
Stan Thomas*	P	Washington Senators	27th (609)
Greg Gromek	SS	Detroit Tigers	34th (715)
Harry Saferight	C	Philadelphia Phillies	35th (723)
Al Cleveland	P	Detroit Tigers	Free Agent
Mike Leber		Boston Red Sox	Free Agent
1971 JUNE SECONDARY DELAYED DRAFT			
Dan Roatche	C	Minnesota Twins	2nd (33)
Ron Cash*	SS	Detroit Tigers	3rd (66)
1972			
Dave Nichols	2B	Minnesota Twins	Free Agent
Dan Roatche	C	Boston Red Sox	Free Agent
Herb Sikes	IF	St. Louis Cardinals	Free Agent
1973			
Roger Smith	SS	California Angels	17th (391)
Rick Colzie	OF	Cincinnati Reds	33rd (686)
Rick Langford*	P	Kansas City Royals	Free Agent
John LiBrandi	OF	Pittsburgh Pirates	Free Agent
Rick Snyder	OF	Minnesota Twins	Free Agent
1974			
Ron Herring	P	Montreal Expos	Free Agent
Marty Maier	IF	Kansas City Royals	Free Agent
1975			
Jim Busby	OF	Pittsburgh Pirates	8th (188)
Randy Davidson	2B	Cincinnati Reds	9th (214)
Danny O'Brien*	P	Chicago White Sox	16th (371)
Larry Rothschild*	P	Cincinnati Reds	Free Agent
1976 JANUARY REGULAR DRAFT			
Steve Tebbetts	OF	California Angels	1st (5)
1976 JANUARY SECONDARY DRAFT			
Danny O'Brien*	P	St. Louis Cardinals	3rd (61)
1976			
Larry Jones	P	Boston Red Sox	4th (94)
Bob Mayer	P	Cincinnati Reds	13th (311)
Craig Eaton*	P	Kansas City Royals	Free Agent
1976 JUNE SECONDARY DRAFT			
Jeff Hardy	SS	Cincinnati Reds	3rd (47)
1977 JANUARY SECONDARY DRAFT			
Jeff Hardy	SS	Chicago Cubs	1st (11)
1977			
Terry Kennedy*	OF	St. Louis Cardinals	1st (6)
Larry Jones	P	Baltimore Orioles	5th (123)
Rick McGlone	C	Kansas City Royals	16th (411)
Ben Curry	1B	Cleveland Indians	17th (427)
Jackie Smith	P	Chicago White Sox	18th (442)
Mike McLeod	P	New York Yankees	19th (488)
Guillermo Bonilla*	2B	New York Yankees	24th (606)
Joel Hicks	1B	Chicago White Sox	Free Agent
Carlos Lezcano*	OF	Chicago Cubs	Free Agent
Jim McArdle	OF	Cincinnati Reds	Free Agent
1978			
Brooks Carey	OF	Baltimore Orioles	10th (256)
Mark Gilbert*	OF	Chicago Cubs	14th (351)
Bob Benda	IF	Detroit Tigers	22nd (547)
Mike Bretz	P	Pittsburgh Pirates	38th (754)
1978 JUNE SECONDARY DRAFT			
Blane McDonald	C	Atlanta Braves	2nd (26)
1979			
Craig Patterson	2B	Kansas City Royals	31st (767)
Rick Holloway	P	Oakland Athletics	Free Agent
Joe Nichols	P	Montreal Expos	Free Agent
1980			
Jim Weaver*	OF	Minnesota Twins	2nd (35)
Mike Fuentes*	OF	Minnesota Twins	5th (116)
Ken Smith	P	New York Yankees	21st (541)
Don DeLoach	SS	Montreal Expos	25th (637)
Jay Keeler	P	St. Louis Cardinals	27th (672)
1980 JUNE SECONDARY DRAFT			
Ed Schneider	P	Cincinnati Reds	2nd (28)
1981			
Mike Fuentes*	OF	Montreal Expos	2nd (44)
Jeff S. Ledbetter	1B	Montreal Expos	4th (94)
Ed Schneider	P	Toronto Blue Jays	17th (419)
Joe Licata	OF-3B	New York Mets	28th (691)
Clem Freeman	P	Cincinnati Reds	Free Agent
Rick Hatcher	P	Atlanta Braves	Free Agent
1982			
Jeff S. Ledbetter	1B-OF	Boston Red Sox	1st (26)
Chris Cawthon	OF	Cleveland Indians	6th (144)
Jamey Shouppe	P	Houston Astros	8th (199)
Jay Keeler	P	Cleveland Indians	11th (274)
Tim Phillips	P	Toronto Blue Jays	30th (740)



SEMINOLES IN THE MLB DRAFT

Allen Swindle	P	Cincinnati Reds	Free Agent
---------------	---	-----------------	------------

1983

Bruce Tanner*	P	Chicago White Sox	4th (97)
David Smalley	P	New York Yankees	8th (197)
Mike Yastrzemski	OF	Texas Rangers	23rd (570)

1983 JUNE SECONDARY DRAFT

Tony Blasucci	P	Pittsburgh Pirates	1st (4)
Jody Reed*	SS	Texas Rangers	2nd (49)

1984 JANUARY REGULAR DRAFT

Mark Barineau	2B-SS	Cleveland Indians	13th (290)
---------------	-------	-------------------	------------

1984 JANUARY SECONDARY DRAFT

Mike Yastrzemski	OF	Atlanta Braves	3rd (56)
------------------	----	----------------	----------

1984

Jody Reed*	SS	Boston Red Sox	8th (198)
Doug Treadway	P	Los Angeles Dodgers	12th (311)
Jeff Gray*	P	Philadelphia Phillies	Free Agent

1985

Doug Little	P	St. Louis Cardinals	7th (176)
Mike Loynd*	P	Baltimore Orioles	11th (281)
Frank Fazzini	OF	Milwaukee Brewers	19th (471)
Steve Gelmine	P	Houston Astros	21st (534)
Kevin Smith	P	Houston Astros	22nd (560)

1986 JANUARY SECONDARY DRAFT

Ray Revak	P	Boston Red Sox	1st (7)
-----------	---	----------------	---------

1986

Luis Alicea*	2B	St. Louis Cardinals	1st (23)
Paul Sorrento*	OF	California Angels	4th (103)
Bien Figueroa*	SS	St. Louis Cardinals	5th (130)
Mike Loynd*	P	Texas Rangers	7th (163)
Doug Little	P	Chicago White Sox	10th (257)
Eric Mangham	OF	Los Angeles Dodgers	17th (438)

1987

Richie Lewis*	P	Montreal Expos	2nd (44)
Chris Pollack	P	Montreal Expos	10th (251)
Jerry Nielsen*	P	Oakland Athletics	11th (276)
Barry Blackwell	C	Los Angeles Dodgers	12th (299)
Jose Marzan	IF-OF	Minnesota Twins	16th (398)
John Wanish	P	Los Angeles Dodgers	16th (403)
Ed Fulton	C	St. Louis Cardinals	16th (409)
Rafael Bournigal*	SS	Los Angeles Dodgers	19th (481)
Steve Taddeo	OF	New York Yankees	55th (1214)

1988

Edwin Alicea	2B	Atlanta Braves	9th (216)
Barry Blackwell	C	Cleveland Indians	17th (423)
Jerry Nielsen	P	New York Yankees	18th (469)
Deion Sanders	OF	New York Yankees	30th (781)
Rod Byerly	P	Pittsburgh Pirates	Free Agent
Bret Davis	P	Montreal Expos	Free Agent

1989

Ronald Lewis	OF	California Angels	10th (251)
Tim Nedin	P	Minnesota Twins	21st (552)
Clyde Keller	P	St. Louis Cardinals	32nd (820)

1990

Marc Ronan*	C-OF	St. Louis Cardinals	3rd (86)
Gar Finnvoold*	P	Boston Red Sox	6th (169)
Ricky Kimball	P	St. Louis Cardinals	17th (450)
Matt Dunbar*	P	New York Yankees	25th (655)
Mike Brady	P	Los Angeles Dodgers	36th (939)
Rob Bargas	3B	Montreal Expos	Free Agent
Brad Gregory	P	California Angels	Free Agent
Gary Painter	P	Boston Red Sox	Free Agent

1991

Eduardo Perez*	1B	California Angels	1st (17)
Jimmy Lewis	P	Houston Astros	2nd (48)

Pedro Grifol	C	Minnesota Twins	6th (155)
Ricky Kimball	P	Oakland Athletics	7th (204)
Kenny Robinson*	P	Toronto Blue Jays	10th (277)
Garrett Blanton	OF	St. Louis Cardinals	25th (650)
Tim Davis*	P	Minnesota Twins	34th (883)

1992

Kenny Felder	OF	Milwaukee Brewers	1st (12)
Chris Roberts	P-OF	New York Mets	1st (18)
Roger Bailey*	P	Colorado Rockies	3rd (95)
Tim Davis*	P	Seattle Mariners	6th (166)
Chris Brock*	OF-P	Atlanta Braves	12th (341)
Jim Rushworth	P	Montreal Expos	18th (491)
Terrell Buckley	OF	Atlanta Braves	38th (1069)
Nandy Serrano	3B	California Angels	Free Agent

1993

John Wasdin*	P	Oakland Athletics	1st (25)
Bryan Harris	P	California Angels	18th (495)
Mike Schmitz	1B-OF	New York Yankees	22nd (617)
Charlie Ward	SS-OF	Milwaukee Brewers	59th (1555)
John Nedeau	P	California Angels	Free Agent
Jeff Tam*	P	New York Mets	Free Agent

1994

Paul Wilson*	P	New York Mets	1st (1)
Mike Martin	OF	Seattle Mariners	17th (469)
Charlie Ward	SS	New York Yankees	18th (507)
Link Jarrett	SS	Colorado Rockies	22nd (602)
Colby Weaver	OF	Atlanta Braves	41st (1151)
Jack Niles	3B	New York Mets	Free Agent

1995

Jonathan Johnson*	P	Texas Rangers	1st (7)
David Yocum	P	Los Angeles Dodgers	1st (20)
Doug Mientkiewicz*	1B	Minnesota Twins	5th (128)
Mike Martin, Jr.	C	San Diego Padres	9th (229)
Mickey Lopez*	2B	Milwaukee Brewers	13th (348)
Charlie Cruz	P	Atlanta Braves	13th (365)
Phil Olson	P	New York Mets	20th (553)
Mike Bell	P	Montreal Expos	20th (563)
Danny Kanell	P	New York Yankees	25th (702)
Randy Hodges	OF	Atlanta Braves	34th (953)

1996

Jeremy Morris	OF	San Diego Padres	9th (259)
Adam Faurot	3B-SS	Milwaukee Brewers	38th (1123)
Mike Davis	P	New York Mets	51st (1465)

1997

J.D. Drew*	OF	Philadelphia Phillies	1st (2)
Randy Choate*	P	New York Yankees	5th (169)
Jeremy Morris	OF	New York Yankees	8th (259)
Scott Zech	2B	Montreal Expos	14th (436)
Randy Niles	P	Oakland Athletics	20th (605)
Matt Woodward	1B	Seattle Mariners	31st (944)

1998

J.D. Drew*	OF	St. Louis Cardinals	1st (5)
Scott Proctor*	P	Los Angeles Dodgers	5th (156)
Jeremy Salazar	C	Philadelphia Phillies	19th (554)
Matt Woodward	1B	Seattle Mariners	24th (725)
Brian Cox	OF	Atlanta Braves	26th (791)

1999

Nick Stocks	P	St. Louis Cardinals	1st (36)
Matt Diaz*	OF	Tampa Bay Devil Rays	17th (505)
Marshall McDougall	IF	Boston Red Sox	26th (799)
Chris Chavez	P	Atlanta Braves	27th (834)
Kevin Cash*	IF	Toronto Blue Jays	Free Agent

2000

Marshall McDougall*	IF	Oakland Athletics	9th (270)
Mike Ziegler	P	Oakland Athletics	14th (420)
Jared Jones	OF	Seattle Mariners	16th (476)
Mike Smalley	P	Atlanta Braves	23rd (700)
Karl Jernigan	OF	Oakland Athletics	41st (1228)



SEMINOLES IN THE MLB DRAFT

John Halliday	1B	Chicago White Sox	Free Agent
Jon McDonald	P	Minnesota Twins	Free Agent

2001

Chris Smith	P	Baltimore Orioles	1st (7)
John-Ford Griffin*	OF	New York Yankees	1st (23)
Karl Jernigan	OF	San Francisco Giants	22nd (676)
Justin Lord	P	Kansas City Royals	Free Agent
Brent Pearson	P	Pittsburgh Pirates	Free Agent

2002

Matt Lynch	P	San Diego Padres	7th (205)
Robby Read	P	Philadelphia Phillies	7th (209)
Ryan Barthelemy	IF	Philadelphia Phillies	10th (299)
Nick Rogers	OF	Oakland Athletics	Free Agent

2003

Tony Richie	C	Chicago Cubs	4th (103)
Blake Balkcom	OF	Anaheim Angels	5th (150)
Trent Peterson	P	Oakland Athletics	5th (152)
Matt Lynch	P	Oakland Athletics	10th (302)
Daniel Davidson*	P	Anaheim Angels	13th (390)
Tony McQuade	OF	Chicago Cubs	15th (433)
Marc LaMacchia	P	Texas Rangers	21st (616)
Daniel Hodges	P	Philadelphia Phillies	26th (775)

2004

Stephen Drew*	SS	Arizona Diamondbacks	1st (15)
Eddy Martinez-Esteve	OF	San Francisco Giants	2nd (70)
Rhett James	P	Florida Marlins	20th (608)
Bryan Zech	2B	New York Mets	24th (704)
Eddie Cannon	P	Toronto Blue Jays	44th (1317)

2005

Kevin Lynch	P	Anaheim Angels	26th (793)
Aaron Cheesman	C	Philadelphia Phillies	29th (877)
Barret Browning	P	Colorado Rockies	38th (1137)

2006

Shane Robinson*	OF	St. Louis Cardinals	5th (166)
Tyler Chambliss	P	Kansas City Royals	11th (317)
Barret Browning*	P	Anaheim Angels	28th (852)
Luke Tucker	P	Toronto Blue Jays	39th (1170)
Ryne Malone	3B	Chicago Cubs	49th (1459)

2007

Tony Thomas, Jr.	2B	Chicago Cubs	3rd (97)
Mark Gilda	OF	Washington Nationals	9th (280)
Mark Hallberg	SS	Arizona Diamondbacks	9th (283)
Bryan Henry	P	Arizona Diamondbacks	12th (373)
Ryan Strauss	P	Minnesota Twins	35th (1077)
Danny Rosen	P	Arizona Diamondbacks	41st (1226)
Jack Rye	OF	San Francisco Giants	46th (1355)
Brandon Reichert	1B	Colorado Rockies	49th (1418)

2008

Buster Posey*	C	San Francisco Giants	1st (5)
Tony Delmonico	SS	Los Angeles Dodgers	6th (187)
Ryan Strauss	P	Chicago White Sox	9th (270)
Jack Rye	OF	New York Yankees	13th (410)
Dennis Guinn	1B	Texas Rangers	17th (513)
Elih Villanueva*	P	Florida Marlins	27th (808)
Matt Fairel	P	Cincinnati Reds	35th (1049)

2009

D'Vontrey Richardson	OF	Milwaukee Brewers	5th (166)
Jason Stidham	2B	St. Louis Cardinals	8th (249)
Jimmy Marshall	P	Los Angeles Dodgers	23rd (697)

2010

John Gast*	P	St. Louis Cardinals	6th (199)
Geoff Parker	P	Colorado Rockies	9th (290)
Tyler Holt*	OF	Cleveland Indians	10th (300)
Stephen Cardullo	SS	Arizona Diamondbacks	24th (721)
Taiwan Easterling	OF	Florida Marlins	31st (937)
Mike McGee	OF	Arizona Diamondbacks	41st (1231)

2011

Sean Gilmartin*	P	Atlanta Braves	1st (28)
Mike McGee	OF	Seattle Mariners	15th (453)
Rafael Lopez*	C	Chicago Cubs	16th (489)
Daniel Bennett	P	Detroit Tigers	19th (587)
James Ramsey	OF	Minnesota Twins	22nd (688)
Taiwan Easterling	OF	Chicago Cubs	27th (819)
Robby Scott	P	Boston Red Sox	Free Agent

2012

James Ramsey	OF	St. Louis Cardinals	1st (23)
Jayce Boyd	1B	New York Mets	6th (200)
Robert Benincasa	P	Washington Nationals	7th (234)
Devon Travis*	2B	Detroit Tigers	13th (424)
Sherman Johnson	3B	Los Angeles Angels	14th (447)
Hunter Scantling	P	Detroit Tigers	14th (454)
Justin Gonzalez	SS	Los Angeles Dodgers	27th (836)

2013

Stephen McGee	C	Los Angeles Angels	9th (277)
Peter Miller	P	Los Angeles Dodgers	16th (484)
Marcus Davis	OF/DH	San Diego Padres	24th (718)
Robby Coles	P	New York Mets	28th (836)
Scott Sitz	P	Detroit Tigers	28th (846)

2014

Luke Weaver	P	St. Louis Cardinals	1st (27)
Brandon Leibrandt	P	Philadelphia Phillies	6th (172)
Peter Miller	P	Seattle Mariners	9th (261)
Justin Gonzalez	P	Arizona Diamondbacks	9th (270)
Jose Brizuela	3B	Oakland Athletics	16th (492)
Gage Smith	P	Detroit Tigers	25th (760)
John Nogowski	1B	Oakland Athletics	34th (1032)
Bryant Holtmann	P	Pittsburgh Pirates	37th (1121)

2015

D.J. Stewart	OF	Baltimore Orioles	1st (25)
Danny De La Calle	C	Tampa Bay Rays	9th (268)
William Strobe	P	Cleveland Indians	10th (304)
Dylan Silva	P	Seattle Mariners	11th (335)
Boomer Biegalski	P	Oakland Athletics	14th (428)
Bryant Holtmann	P	Arizona Diamondbacks	24th (706)
Delph Thomas	OF	Los Angeles Angels	37th (1125)

Unless otherwise noted, players were drafted during the June Regular Draft


*Played MLB

FSU'S FIRST ROUND DRAFT CHOICES

PLAYER, POSITION	YEAR DRAFTED	TEAM
Jim Lyttle, OF	1966	New York (AL)
Tom Cook, C	1968	Oakland
Terry Kennedy, C	1977	St. Louis
Jeff Ledbetter, OF	1982	Boston
Luis Alicea, 2B	1986	St. Louis
Eduardo Perez, 1B/OF	1991	California
Chris Roberts, P/OF	1992	New York (NL)
Kenny Felder, OF	1992	Milwaukee
John Wasdin, P	1993	Oakland
Paul Wilson, P	1994	New York (NL)
Jonathan Johnson, P	1995	Texas
David Yocum, P	1995	Los Angeles
J.D. Drew, OF	1997	Philadelphia
J.D. Drew, OF	1998	St. Louis
Nick Stocks, P	1999	St. Louis
John-Ford Griffin, OF	2001	New York (AL)
Stephen Drew, SS	2004	Arizona
Buster Posey, C	2008	San Francisco
Sean Gilmartin, P	2011	Atlanta
James Ramsey, OF	2012	St. Louis
Luke Weaver, P	2014	St. Louis
D.J. Stewart	2015	Baltimore




SEMINOLES IN THE MAJORS




LUIS ALICEA

Full Name: Luis Rene (DeJesus) Alicea
Born: July 29, 1965, Santurce, PR
Height: 5-9 **Weight:** 177
Throws: Right **Bats:** Switch Hitter
Debut: April 23, 1988




ROGER BAILEY

Full Name: Charles Roger Bailey
Born: October 3, 1970, Chattahoochee, FL
Height: 6-1 **Weight:** 180
Throws: Right **Bats:** Right
Debut: April 27, 1995



GUILLERMO BONILLA

Full Name: Juan Guillermo Bonilla
Born: February 12, 1955, Santurce, PR
Height: 5-9 **Weight:** 170
Throws: Right **Bats:** Right
Debut: April 9, 1981



RAFAEL BOURNIGAL

Full Name: Rafael Antonio Bournigal
Born: May 12, 1966, Azua, DR
Height: 5-11 **Weight:** 165
Throws: Right **Bats:** Right
Debut: September 1, 1992



CHRIS BROCK

Full Name: Terrance Christopher Brock
Born: February 5, 1970, Orlando, FL
Height: 6-0 **Weight:** 175
Throws: Right **Bats:** Right
Debut: June 11, 1997


RANDY BROWN

Full Name: Edwin Randolph Brown
Born: August 29, 1944, Leesburg, FL
Height: 5-7 **Weight:** 170
Throws: Right **Bats:** Left
Debut: September 11, 1969




BARRET BROWNING

Full Name: Gary Barret Browning
Born: December 28, 1984, Brunswick, GA
Height: 6-2 **Weight:** 205
Throws: Left **Bats:** Left
Debut: June 30, 2012



KEVIN CASH

Full Name: Kevin Forrest Cash
Born: December 6, 1977, Tampa, FL
Height: 6-0 **Weight:** 185
Throws: Right **Bats:** Right
Debut: September 6, 2002




RON CASH

Full Name: Ronald Forrest Cash
Born: November 20, 1949, Atlanta, GA
Height: 6-0 **Weight:** 180
Throws: Right **Bats:** Right
Debut: September 4, 1973




RANDY CHOATE

Full Name: Randol Doyle Choate
Born: September 5, 1975, San Antonio, TX
Height: 6-3 **Weight:** 180
Throws: Left **Bats:** Left
Debut: July 1, 2000




DANIEL DAVIDSON

Full Name: Daniel Davidson
Born: January 8, 1981, Panama City, FL
Height: 6-4 **Weight:** 210
Throws: Left **Bats:** Left
Debut: April 19, 2009



TIM DAVIS

Full Name: Timothy Howard Davis
Born: July 14, 1970, Marianna, FL
Height: 5-11 **Weight:** 165
Throws: Left **Bats:** Left
Debut: April 4, 1994



MATT DIAZ

Full Name: Matthew E. Diaz
Born: March 3, 1978, Portland, OR
Height: 6-1 **Weight:** 206
Throws: Right **Bats:** Right
Debut: July 19, 2003



Randy Choate, St. Louis Cardinals




SEMINOLES IN THE MAJORS




J.D. DREW

Full Name: David Jonathan Drew
Born: November 20, 1975, Valdosta, GA
Height: 6-1 **Weight:** 195
Throws: Right **Bats:** Left
Debut: September 8, 1998
Comments: 2008 All-Star MVP




STEPHEN DREW

Full Name: Stephen Oris Drew
Born: March 16, 1983, Valdosta, GA
Height: 6-1 **Weight:** 185
Throws: Right **Bats:** Left
Debut: July 15, 2006



MATT DUNBAR

Full Name: Matthew Marshall Dunbar
Born: October 15, 1968, Tallahassee, FL
Height: 6-0 **Weight:** 170
Throws: Left **Bats:** Left
Debut: April 25, 1995



CRAIG EATON

Full Name: Craig Eaton
Born: September 7, 1954, Glendale, OH
Height: 5-11 **Weight:** 175
Throws: Right **Bats:** Right
Debut: September 5, 1979



Sean Gilmartin, NY Mets




BIEN FIGUEROA

Full Name: Bienvenido Figueroa
Born: February 7, 1964, Santo Domingo, DR
Height: 5-10 **Weight:** 170
Throws: Right **Bats:** Right
Debut: May 17, 1992



GAR FINNVOLD

Full Name: Anders Gar Finnvold
Born: March 11, 1968, Boynton Beach, FL
Height: 6-5 **Weight:** 195
Throws: Right **Bats:** Right
Debut: May 10, 1994




MIKE FUENTES

Full Name: Michael Jay Fuentes
Born: July 11, 1958, Miami, FL
Height: 6-3 **Weight:** 190
Throws: Right **Bats:** Right
Debut: September 2, 1983




JOHN GAST

Full Name: John Walter Gast
Born: February 16, 1989, Altamonte Springs, FL
Height: 6-1 **Weight:** 195
Throws: Left **Bats:** Left
Debut: May 14, 2013




MARK GILBERT

Full Name: Mark David Gilbert
Born: August 22, 1956, Atlanta, GA
Height: 6-0 **Weight:** 175
Throws: Right **Bats:** Switch Hitter
Debut: July 21, 1985



SEAN GILMARTIN

Full Name: Sean Patrick Gilmartin
Born: May 8, 1990, Thousand Oaks, CA
Height: 6-2 **Weight:** 205
Throws: Left **Bats:** Left
Debut: April 10, 2015



JEFF GRAY

Full Name: Jeffery Edward Gray
Born: April 10, 1963, Richmond, VA
Height: 6-1 **Weight:** 175
Throws: Right **Bats:** Right
Debut: June 21, 1988




JOHN-FORD GRIFFIN

Full Name: John-Ford David Griffin
Born: November 19, 1979, Sarasota, FL
Height: 6-2 **Weight:** 215
Throws: Left **Bats:** Left
Debut: September 6, 2005



SEMINOLES IN THE MAJORS




JOHNNY GRUBB

Full Name: John Maywood Grubb, Jr.
Born: August 4, 1948, Richmond, VA
Height: 6-3 **Weight:** 188
Throws: Right **Bats:** Left
Debut: September 10, 1972




TYLER HOLT

Full Name: Tyler Andrew Holt
Born: March 10, 1989, Marion, IL
Height: 5-10 **Weight:** 190
Throws: Right **Bats:** Right
Debut: July 6, 2014




DICK HOWSER

Full Name: Richard Dalton Howser
Born: May 14, 1936, Miami, FL
Died: June 17, 1987, Kansas City, MO
Height: 5-8 **Weight:** 155
Throws: Right **Bats:** Right
Debut: April 11, 1961
Comments: 1961 American League Rookie-of-the-Year



JONATHAN JOHNSON

Full Name: Jonathan Kent Johnson
Born: July 16, 1974, LaGrange, GA
Height: 6-0 **Weight:** 180
Throws: Right **Bats:** Right
Debut: September 27, 1998




HUNTER JONES

Full Name: David Hunter Jones
Born: January 10, 1984, Palm Beach Gardens, FL
Height: 6-4 **Weight:** 235
Throws: Left **Bats:** Left
Debut: April 20, 2009



TERRY KENNEDY

Full Name: Terrance Edward Kennedy
Born: June 4, 1956, Euclid, OH
Height: 6-3 **Weight:** 220
Throws: Right **Bats:** Left
Debut: September 4, 1978



RICK LANGFORD

Full Name: James Rick Langford
Born: March 20, 1952, Farmville, VA
Height: 6-0 **Weight:** 180
Throws: Right **Bats:** Right
Debut: June 13, 1976




RICHIE LEWIS

Full Name: Richie Todd Lewis
Born: January 25, 1966, Muncie, IN
Height: 5-10 **Weight:** 175
Throws: Right **Bats:** Right
Debut: July 31, 1992




CARLOS LEZCANO

Full Name: Carlos Manuel(Rubio) Lezcano
Born: September 30, 1955, Arecibo, PR
Height: 6-2 **Weight:** 185
Throws: Right **Bats:** Right
Debut: April 10, 1980



MICKEY LOPEZ

Full Name: Raymond Michael Lopez
Born: November 17, 1973, Miami, FL
Height: 5-9 **Weight:** 170
Throws: Right **Bats:** Switch Hitter
Debut: September 6, 2004



RAFAEL LOPEZ

Full Name: Rafael Manuel Lopez
Born: October 2, 1987, Philadelphia, PA
Height: 5-9 **Weight:** 190
Throws: Right **Bats:** Left
Debut: September 2, 2014




MIKE LOYND

Full Name: Michael Wallace Loynd
Born: March 26, 1964, Saint Louis, MO
Height: 6-4 **Weight:** 210
Throws: Right **Bats:** Right
Debut: July 24, 1986




JIM LYTTLE

Full Name: James Lawrence Lyttle
Born: May 20, 1946, Hamilton, OH
Height: 6-0 **Weight:** 186
Throws: Right **Bats:** Left
Debut: May 17, 1969



MARSHALL MCDOUGALL

Full Name: Marshall James McDougall
Born: December 19, 1978, Jacksonville, FL
Height: 6-1 **Weight:** 200
Throws: Right **Bats:** Right
Debut: June 7, 2005



DOUG MIENTKIEWICZ

Full Name: Douglas Andrew Mientkiewicz
Born: June 19, 1974, Toledo, OH
Height: 6-2 **Weight:** 200
Throws: Right **Bats:** Left
Debut: September 18, 1998
Comments: 2001 Gold glove award winner




DAVE MOATES

Full Name: David Allen Moates
Born: January 30, 1948, Great Lakes, IL
Height: 5-9 **Weight:** 163
Throws: Left **Bats:** Left
Debut: September 21, 1974



SEMINOLES IN THE MAJORS



JERRY NIELSEN


Full Name: Gerald Arthur Nielsen
Born: August 5, 1966, Sacramento, CA
Height: 6-3 **Weight:** 185
Throws: Left **Bats:** Left
Debut: July 12, 1992

DANNY O'BRIEN

Full Name: Daniel Jogues O'Brien
Born: April 22, 1954, Saint Petersburg, FL
Height: 6-4 **Weight:** 215
Throws: Right **Bats:** Right
Debut: September 4, 1978


PAT OSBURN

Full Name: Larry Patrick Osburn
Born: May 4, 1949, Murray, KY
Height: 6-4 **Weight:** 195
Throws: Left **Bats:** Left
Debut: April 13, 1974



EDUARDO PEREZ

Full Name: Eduardo Atanasio Perez
Born: September 11, 1969, Cincinnati, OH
Height: 6-4 **Weight:** 215
Throws: Right **Bats:** Right
Debut: July 27, 1993




BUSTER POSEY

Full Name: Gerald Demp Posey
Born: March 27, 1987, Leesburg, GA
Height: 6-1 **Weight:** 205
Throws: Right **Bats:** Right
Debut: September 11, 2009
Comments: 2010 NL Rookie of the Year;
 2012 NL MVP, Silver Slugger, Comeback POY




Buster Posey, San Francisco Giants
 2010, 2012 & 2014 World Series Champions




SCOTT PROCTOR

Full Name: Scott Christopher Proctor
Born: January 2, 1977, Stuart, FL
Height: 6-1 **Weight:** 198
Throws: Right **Bats:** Right
Debut: April 20, 2004




JODY REED

Full Name: Jody Eric Reed
Born: July 26, 1962, Tampa, FL
Height: 5-9 **Weight:** 165
Throws: Right **Bats:** Right
Debut: September 12, 1987




KENNY ROBINSON

Full Name: Kenneth Neal Robinson
Born: November 3, 1969, Barberton, OH
Died: February 28, 1999, Tucson, AZ
Height: 5-7 **Weight:** 175
Throws: Right **Bats:** Right
Debut: July 20, 1995




SHANE ROBINSON

Full Name: Shane M. Robinson
Born: October 30, 1984, Tampa, FL
Height: 5-9 **Weight:** 160
Throws: Right **Bats:** Left
Debut: May 7, 2009




MARC RONAN

Full Name: Edward Marcus Ronan
Born: September 19, 1969, Ozark, AL
Height: 6-2 **Weight:** 190
Throws: Right **Bats:** Left
Debut: September 21, 1993




LARRY ROTHSCHILD

Full Name: Lawrence Lee Rothschild
Born: March 12, 1954, Chicago, IL
Height: 6-2 **Weight:** 180
Throws: Right **Bats:** Left
Debut: September 11, 1981
Comments: Manager Tampa Bay 1998-2001



DEION SANDERS

Full Name: Deion Luwynn Sanders
Born: August 9, 1967, Fort Myers, FL
Height: 6-1 **Weight:** 195
Throws: Left **Bats:** Left
Debut: May 31, 1989



MAC SCARCE


Full Name: Guerrant McCurdy Scarce
Born: April 8, 1949, Danville, VA
Height: 6-3 **Weight:** 200
Throws: Left **Bats:** Left
Debut: July 10, 1972



SEMINOLES IN THE MAJORS



Shane Robinson, Minnesota Twins




CRAIG SKOK

Full Name: Craig Richard Skok
 Born: September 1, 1947, Dobbs Ferry, NY
 Height: 6-0 Weight: 190
 Throws: Left Bats: Right
 Debut: May 4, 1973



PAUL SORRENTO

Full Name: Paul Anthony Sorrento
 Born: November 17, 1965, Somerville, MA
 Height: 6-2 Weight: 200
 Throws: Right Bats: Left
 Debut: September 8, 1989



KEN SUAREZ

Full Name: Kenneth Raymond Suarez
 Born: April 12, 1943, Tampa, FL
 Height: 5-9 Weight: 175
 Throws: Right Bats: Right
 Debut: April 14, 1966



JEFF TAM

Full Name: Jeffrey Eugene Tam
 Born: August 19, 1970, Fullerton, CA
 Height: 6-1 Weight: 202
 Throws: Right Bats: Right
 Debut: June 30, 1998



BRUCE TANNER

Full Name: Bruce Matthew Tanner
 Born: December 9, 1961, New Castle, PA
 Height: 6-3 Weight: 220
 Throws: Right Bats: Left
 Debut: June 12, 1985

STAN THOMAS

Full Name: Stanley Brown Thomas
 Born: July 11, 1949, Rumford, ME
 Height: 6-2 Weight: 185
 Throws: Right Bats: Right
 Debut: July 5, 1974




DEVON TRAVIS

Full Name: Devon Anthony Travis
 Born: February 21, 1991, West Palm Beach, Florida
 Height: 5-9 Weight: 190
 Throws: Right Bats: Right
 Debut: April 6, 2015



ELIH VILLANUEVA

Full Name: Elih Christopher Villanueva
 Born: July 27, 1986, Miami, FL
 Height: 6-2 Weight: 235
 Throws: Right Bats: Right
 Debut: June 15, 2011



JOHN WASDIN

Full Name: John Truman Wasdin
 Born: August 5, 1972, Fort Belvoir, VA
 Height: 6-2 Weight: 190
 Throws: Right Bats: Right
 Debut: August 24, 1995




JIM WEAVER

Full Name: James Francis Weaver
 Born: October 10, 1959, Kingston, NY
 Height: 6-3 Weight: 190
 Throws: Left Bats: Left
 Debut: April 10, 1985



PAUL WILSON

Full Name: Paul Anthony Wilson
 Born: March 28, 1973, Orlando, FL
 Height: 6-5 Weight: 235
 Throws: Right Bats: Right
 Debut: April 4, 1996



WOODY WOODWARD

Full Name: William Frederick Woodward
 Born: September 23, 1942, Miami, FL
 Height: 6-2 Weight: 185
 Throws: Right Bats: Right
 Debut: September 9, 1963



