

SEMINOLE BASEBALL



LUKE
WEAVER



JUSTIN
GONZALEZ



BRANDON
LEIBRANDT



20 FLORIDA STATE 14



GAGE
SMITH



DJ
STEWART



PETER
MILLER

SEMINOLES.COM



TABLE OF CONTENTS



OUTLOOK

1	Table of Contents
2-7	This Is Florida State Baseball
8-9	Mike Martin Field at Dick Howser Stadium
10	University & Athletic Administration
11	Quick Facts
12	2014 Roster
13	Roster Breakdown
14	Photo Roster
15-17	2014 Season Outlook

PLAYERS

18	Justin Gonzalez
19	Brandon Johnson
20	Brett Knief
21	Peter Miller
22	Ladson Montgomery
22	Casey Smit
23	Gage Smith
24	Jose Brizuela
25	Josh Delph
26	Bryant Holtmann
26	Lee Howard
27	Brandon Leibrandt

28	John Nogowski
29	Billy Strode
30	Luke Weaver
31	Mike Compton
32	Kenny Burkhead
32	John Sanone
33	Dylan Silva
34	DJ Stewart
35	Jameis Winston
36-38	Newcomers

COACHES

39-42	Head Coach Mike Martin
43	Associate Head Coach Mike Bell
44	Assistant Coach Mike Martin, Jr.
45	Director of Baseball Ops Chip Baker
45	Volunteer Assistant Bryan Henry
46	Support Staff
47	2014 Batgirls

REVIEW

48-49	2013 Season In Review
50-51	2013 Final Stats
52	2013 Final Results
53-68	2013 Box Scores
69	2013 ACC Season In Review
70-72	2013 ACC Stats

OPPONENTS

73	TPX Ad
74-78	2014 Opponents
79-80	All-Time Series Records
81-86	All-Time ACC Results
87-103	All-Time Results

RECORDS

104-105	FSU Team Records
106-107	FSU Individual Records
108-115	Top Ten Lists
116-118	Year-by-Year Stats
119-122	All-Time Lettermen
113-126	All-Time Jersey Numbers
127	All-Time Coaching Records

HONORS

128-129	Golden Spikes Award
130	National Players of the Year
131-136	First Team All-Americans
137-138	National Award Winners
139-141	ACC Accolades

RESULTS

141-142	All-Time ACC Standings
143-145	All-Time ACC Tournament Results
146-163	Year-by-Year Results
164-167	NCAA Tournament Results

SEMINOLES IN THE PROS

168-170	Seminole In The MLB Draft
171-175	Seminole In The Majors

MEDIA

176-178	Media Information
---------	-------------------

2014 ALMANAC CREDITS

The 2014 Florida State Baseball Almanac is a publication of the Florida State University Sports Information Office.

Written and edited: Jason Leturmy. **Page layout design:** Jason Leturmy

Writing, editing and research assistance: Bob Thomas, Elliott Finebloom, Kerwin Lonzo, Caneka Hammonds, Stephen Gall, Steven McCartney, Catherine Prince

Historical research: Bob Perrone and Andrew Brady.

Cover design, page template and graphic designs: Grant Hawkins Design, College Station, Texas. **Printing:** FSU UPS Store.

Featured Photographers: Ryals Lee, Larry Novey, Ross Obley, Mike Olivella, Phil Kelly and Bill Pearce

Contributing Photographers: Brad Williams, TheACC.com, Brooks Wallace Award, Darren Decker of the Coleman Company, The Tallahassee Democrat, Bill Greenblatt (St. Louis Cardinals), Scott Rovak (St. Louis Cardinals), Taka Yanagimoto (St. Louis Cardinals), ©2009 S.F. Giants (Buster Posey), Michael Ivins (Boston Red Sox) and Ralph Wood (Luke Weaver – USA Baseball).

Special Thanks: Steve Phillips & George Lane, ACC Assistant Director of Communications; ACC Baseball SIDs, Bo Carter, NCBWA and Aimee & Ella Leturmy.



THIS IS FLORIDA STATE BASEBALL

With 2,670 wins, 21 College World Series appearances, three National Championship games, 51 NCAA Tournaments, four Golden Spikes Award winners and 20 first round draft picks, Florida State University has become one of the NCAA's premiere baseball schools.

In 66 years, Florida State baseball has grown into one of the most respected collegiate programs in the country. Not only does Seminole baseball mean wins on the diamond but it also has become synonymous with national honors and awards, major league success and Olympic gold.

WINNING TRADITION

Since its inception in 1948, Florida State has the second highest winning percentage in Division I baseball history. The Seminoles are one of just two programs in NCAA Division I history to have won more than 73 percent of their games all-time and one of only three teams to have won more than 70 percent. Florida State leads all schools nationally in wins per season and is the



Florida State boasts the second best winning percentage of all-time in the history of Division I baseball.

only school to average more than 40 wins a year all-time.

No Seminole baseball player has ever gone through a losing season at Florida State in 66 years of intercollegiate play. More than 77 percent of FSU's teams have participated in NCAA Tournament action while 41 percent of those teams that made the NCAA Tournament went on to compete in the College World Series. Florida State has advanced to the NCAA Tournament 36 years in a row, good for the second-longest active streak in the nation.

Florida State's dominance of college baseball since 1990 is amazing. Over the past 24 years, no team in America has finished in the top 10 and won 50+ games more times than Florida State. Since 2000, Florida State has the best winning percentage (.736) and the most victories (691) of any other team in the nation.

NATIONAL HONORS

The nation's top players have been playing at Florida State for 66 years and the proof of that is in the honors and awards collected by the Seminoles. FSU players have been named Golden Spikes Award winners four times. No school in America

has produced more winners of that prestigious award than Florida State.

Nine Seminole players have been named national players of the year spanning back to 1977 with Terry Kennedy. In 2008, Buster Posey won every major Player of the Year award claiming the Golden Spikes Award, Dick Howser Trophy and Brooks Wallace Award while capturing the Johnny Bench Award, given to the nation's top collegiate catcher. He was also named Player of the Year by Collegiate Baseball, Baseball America and Rivals.com. James Ramsey is the latest Seminole to garner national acclaim as he was awarded National Player of the Year honors by the ABCA in 2012.

GOLDEN SPIKE AWARDS

- 1) Florida State..... 4
- 2) Arizona State3
- Cal State Fullerton3
- 4) San Diego State2

Three Seminoles have been honored for their defensive prowess as recipients of the Rawlings Gold Glove Award with Sherman Johnson (2012/3B), Tyler Holt (2009/OF) and Buster Posey (2008/C). Florida State is one of just six schools who have been honored with multiple



James Ramsey was a consensus All-American in 2012.

66

FSU has never had a losing season in program history - a streak of 66 consecutive winnng seasons.

21

The Seminoles have made 21 trips to the College World Series - tied for the 4th most all-time.



.731

The Seminoles' all-time winning percentage - 2nd highest all-time.

4

Four Golden Spikes Award winners - no other school has produced more winners than FSU.



17 CONFERENCE CHAMPIONSHIPS ~ 7 STRAIGHT ACC ATLANTIC DIVISION TITLES

THIS IS FLORIDA STATE BASEBALL

19

Florida State has 19 top 10 finishes in the final Collegiate Baseball poll since 1990 - the most of any other school.

46

The number of Seminoles honored on the ACC All-Academic Team since 2006 - tied for the most in the league.



.831

FSU's all-time winning percentage at home inside Dick Howser Stadium dating back to 1983.

17

FSU has captured 17 conference championships in school history - 12 Metro titles & 5 ACC titles.



Luke Weaver pitched for the U.S. Collegiate National Team in the summer of 2013.

Gold Glove winners, while the three recipients are tied for the third most nationally.

In 2010, Mike McGee won the inaugural John Olerud Two-Way Player of the Year Award. McGee hit .328 with a team-high 17 home runs and 73 RBI, while posting an impressive .989 fielding percentage out in left field. He was also the Seminoles' top closer recording 13 saves with a 4-1 record and a 2.96 ERA.

When it comes to first team All-Americans, Florida State has produced 41 who have combined to receive 103 first team All-America honors.

FSU baseball players have taken home 233 All-America honors in program history, which means every year Seminole teams produce more than three All-Americans. Thirty-six freshmen have been honored as freshman All-Americans at Florida State.

Florida State also takes great pride in the academic success of its student-athletes over the years. A total of nine players have garnered Academic All-America honors from the College Sports Information Directors of America (CoSIDA) including seven first team honorees. Buster Posey and James Ramsey were named to the first team

by CoSIDA, while both individuals were recognized as the ACC Baseball Scholar-Athlete of the Year in 2008 and 2011, respectively. Posey went on to be named the Academic All-America of the Year in 2008. In 2012, Ramsey joined short-stop Greg Gromek (1970 & 1971) as the only two-time, first team Academic All-Americans in Seminole Baseball history. Ramsey also went on to claim Academic All-America of the Year honors in 2012 as well as being named the ACC Scholar-Athlete of the Year for the second year in a row. Gage Smith became the third Seminole in as many years to be named the ACC Scholar-Athlete winning the award in 2013.

MAJOR LEAGUE SUCCESS

Tallahassee has been a launching pad to the major leagues. Florida State has produced 20 first round draft picks by 19 different players, while more than 200 former Seminoles have gone on to sign professional contracts. In the 1990's alone, FSU sent 55 players into professional baseball. In 2012, James Ramsey became the 19th Seminole chosen in the first round of the Major League Baseball Draft selected by the St. Louis Cardinals with the 23rd overall pick. He joined the likes of Sean Gilmartin (Atlanta - 27th/2011) and Buster Posey (San Francisco - 5th/2008) as first round selections over the last six years. In all, eight Florida State players have been taken in the first 10 picks of a given draft and in the 90's Major League clubs drafted an FSU player in the first round 10 times.

The list of Florida State stars who went on to play in the major leagues ranges from past ma-

ior leaguers Ken Suarez, Woody Woodward, Jim Lytle, John Grubb, John Wasdin, Luis Alicea, Doug Mientkiewicz and J.D. Drew to current pros Buster Posey, Stephen Drew, Shane Robinson, Randy Choate and John Gast. Every year more Seminoles are working their way up the professional ladder and into the limelight of professional baseball.


FSU AND TEAM USA

FSU players haven't just produced on the collegiate and Major League stage, but they also have a long history of playing for their country. Fifteen FSU players have worn the red, white and blue and competed internationally for the United States.

In the summer of 2005, Shane Robinson followed in the footsteps of 2000 gold medalist and former Seminole Doug Mientkiewicz in deciding to play for his country. Robinson joined former Seminole greats Pedro Grifol, Paul Wilson, Jonathan Johnson, J.D. Drew and Bryan Henry among others as a member of Team USA.

Tyler Holt and Sean Gilmartin are the most recent Seminoles to play for Team USA donning the colors of their native country during the summers of 2009 and 2010, respectively.

Luke Weaver joined that list in the summer of 2013 pitching for the U.S. Collegiate National team.



FSU defeated NC State to win the 2010 ACC Championship.



THIS IS FLORIDA STATE BASEBALL

691

The number of wins posted by FSU since 2000 - the most of any other school in the nation.

13

FSU has the most Super Regional appearances in the nation since 1999 including 6 straight - longest active streak in the nation.



36

The Noles have made 36 straight NCAA Regional appearances - 2nd longest active streak in the nation.

24

FSU has recorded 24 50-win seasons in program history all under head coach Mike Martin.

NATION'S BEST FANS

Florida State's winning tradition has been fueled in part by its great fans. Each year, attendance in Dick Howser Stadium ranks among the nation's top 15 as over 3.7 million fans have come to see the Seminoles play since the opening of the stadium in 1983. In 2013, FSU baseball drew 183,770 fans good for an average of 4,594 per game. FSU finished the year with the highest total attendance in the ACC and seventh best in the nation. In 2008, FSU eclipsed the 200,000 mark for the first time in school history. The Seminoles drew a school record 202,132 fans in 41 games that year, en route to setting the average attendance record of 4,930.

The Seminole faithful set the standard for all others in the conference as more than 100,000 FSU fans have attended games at Dick Howser Stadium 12 years running, while no ACC school has drawn more fans this decade than Florida State.

MIKE MARTIN

While the Florida State baseball winning tradition began long ago under the first Seminole coaches, there is no question that tradition has reached unprecedented heights under current head coach Mike Martin.

Entering his 35th season as head coach at Florida State, Martin continues to redefine success by any standard of measure. With 1,770 career victories and a .743 winning percentage that both sit second among active NCAA Division I coaches, 34 consecutive regional tournament appearances and 15 trips to the College World Series, Martin's place in college baseball history is secure.

Martin was inducted into the Florida Sports Hall of Fame in 2005 and the American Baseball Coaches Association Hall of Fame in 2007. Since then he has eclipsed the 1,500-, 1,600- and 1,700-

win milestones and returned to the College World Series three times in the last six seasons, while continuing to turn out All-Americans, Major League Draft choices and postseason participants.

The FSU alum has become the face of Florida State baseball having been associated with the Seminoles for 42 of FSU's 67 seasons. He has led the Seminoles to 16 conference championships including five in the ACC with the latest coming in 2010. Since moving to divisional play in 2006, Martin has led the Seminoles to seven consecutive ACC Atlantic Division titles from 2007-13. In one way or another, Martin has been a part of more than 75 percent of FSU's victories. In 2010, Martin was named to Florida State University's list of 100 Distinguished Graduates in celebration of the FSU Alumni Association Centennial. He added to his legacy in 2012 when he was named Baseball America's College Coach of the Year for the first time in his career after leading FSU to another 50-win season, a berth in the College World Series and a top four finish.

ALL-TIME WIN PCT.

- 1) Texas735
- 2) FLORIDA STATE731
- 3) Miami708
- 4) Wichita State682
- 5) Arizona State..... .674

ALL-TIME WINS PER SEASON

- 1) FLORIDA STATE 40.45
- 2) Cal State Fullerton..... 39.58
- 3) Coastal Carolina..... 36.32
- 4) Oral Roberts..... 35.75
- 5) Miami, Fla. 34.67

CONSECUTIVE NCAA REGIONALS

- 1) Miami41
- 2) FLORIDA STATE 36
- 3) Cal State Fullerton..... 22
- 4) Rice 19
- 5) South Carolina 14

WINS (SINCE 2000)

- 1) FLORIDA STATE691
- 2) South Carolina 669
- 3) Rice661
- 4) North Carolina 653
- 5) Texas 635

WIN PCT. (SINCE 2000)

- 1) FLORIDA STATE736
- 2) Rice730
- 3) North Carolina..... .718
- 4) South Carolina712
- 5) Texas704

COLLEGIATE BASEBALL TOP 10 FINISHES (SINCE 1990)

- 1) FLORIDA STATE 19
- 2) LSU 16
- 3) Cal State Fullerton 13
- 4) Miami 12
- 5) Stanford..... 11

CWS APPEARANCES (SINCE 1990)

- 1) LSU 13
- 2) Miami 12
- 3) Cal State Fullerton 11
- FLORIDA STATE 11
- 5) Stanford..... 9
- Texas 9

50+ WIN SEASONS (SINCE 1999)

- 1) FLORIDA STATE 7
- 2) Texas 6
- 3) North Carolina 5
- Rice 5
- South Carolina 5



Mike Martin is a seven-time ACC Coach of the Year.



17 CONFERENCE CHAMPIONSHIPS ~ 7 STRAIGHT ACC ATLANTIC DIVISION TITLES

THIS IS FLORIDA STATE BASEBALL



ACC ATLANTIC DIVISION

No school has dominated divisional play like Florida State has since the ACC moved to divisions beginning in 2006. Since that time, the Seminoles have captured at least a share of the division title in seven of the eight years including a run of **seven straight division championships (2007-13)**. Florida State has claimed the Atlantic Division outright six times (2007-09, 2011-13), while sharing the title with Clemson in 2010. Twice the Seminoles tied the league record, set by Clemson in 2006, for the most wins in conference play finishing the 2008 and 2012 seasons with 24 victories. FSU is the only school in the league to register 24 wins in ACC play on multiple occasions.

ACC Division Champions

Year	Atlantic	Coastal
2006	Clemson	North Carolina
2007	Florida State	North Carolina
2008	Florida State	Miami
2009	Florida State	North Carolina
2010	Clemson/FSU	Virginia
2011	Florida State	UVA/Georgia Tech
2012	Florida State	North Carolina
2013	Florida State	North Carolina

TRIPLE CROWN

Buster Posey left a lasting impression on Florida State Baseball following his junior season in 2008. The Leesburg, Ga., native won every major Player of the Year award while earning consensus first team All-American accolades. He led the nation in six offensive categories and became just the fourth student-athlete in ACC history to capture the triple crown as he led the league in batting average (.463), home runs (26) and RBI (93). His .463 batting average was the highest recorded in a single-season in Seminole baseball history. **FSU has claimed the last two triple crown winners in the ACC with Posey in 2008 and Marshall McDougall in 1999.** Florida State is the only school in the ACC with multiple triple crown winners.

All-Time ACC Triple Crown Winners

Year - Name, School	Avg., HR, RBI
1975 - Denny Walling, CU	.421, 13, 60
1992 - Derek Hacopian, MD	.421, 23, 84
1999 - Marshall McDougall, FSU	.419, 28, 106
2008 - Buster Posey, FSU	.463, 26, 93



7

FSU has captured seven straight ACC Atlantic Division titles (2007-13).

34

Dick Howser's No. 34 was retired in 1976 and remains the only retired jersey in FSU Baseball history.

24

Tony Avitable struck out a school-record 24 batters on March 16, 1956 against Furman.

2

FSU has two of the ACC's four all-time triple crown winners in McDougall (1999) and Posey (2008).

RETIRED NUMBERS



Dick Howser became the first ever All-American in Florida State history in 1957. A shortstop with the Kansas City Royals in 1961, Howser was named MLB Rookie of the Year by *The Sporting News*. **In 1976, Howser's number 34 was retired and remains the only retired jersey in FSU baseball history.** He was a member of the very first class inducted into the FSU Sports Hall of Fame in 1977. He returned to Florida State in 1979 as head coach leading the Seminoles to a 43-17-1 record before leaving to become manager of the New York Yankees. Howser then managed the Royals where he led the club to the World Series Championship in 1985. Howser was considered one of baseball's top managers until his death in 1987 from cancer at the age of 51. The baseball stadium at Florida State was named in his honor on

March 30, 1988 and as a show of respect, the entire Kansas City Royals starting lineup played the Seminole team on that day. Howser's memory continues to be etched in baseball history as he was inducted into the National College Baseball Hall of Fame on July 4, 2008.


24 STRIKEOUTS

In 1956 Seminole pitcher Tony Avitable struck out 24 batters for FSU in a win over Furman. The Seminoles recorded 25 strikeouts in that game, one short of the NCAA record. The mark is tied for the second most strikeouts in a game in NCAA history.



ON BASE STREAK

Heading into the 2008 season, the Seminoles were in search of a leadoff batter. What they found was a freshman center fielder from Gainesville, Fla., to fill that void. Tyler Holt (pictured above) made the most of his opportunity as he ranked among the national leaders in walks (2nd) and walks per game (6th). But what was most impressive was that Holt reached base in every regular season game, a streak that reached 55 consecutive games. The streak fell two games shy of the school record of 57 games set by Shane Robinson over two seasons (2004-05). Holt's streak is the longest recorded in a single-season at FSU.





THIS IS FLORIDA STATE BASEBALL

CWS ALL-TOURNAMENT TEAM



Florida State's appearance at the 2012 College World Series marked the Seminoles' 21st trip to Omaha. FSU finished with a 2-2 record

en route to its finest postseason run at the CWS since 2000. Two players that paved the way out in Omaha were Devon Travis and Sherman Johnson as the Seminole duo combined to hit .485 with 16 hits, five doubles, two home runs, seven RBI and eight walks in four games. Both were recognized for their efforts by earning a spot on the CWS All-Tournament Team. Travis finished as the leading hitter in the series with a .593 (9-for-16) average. The junior second baseman became the first player to record four consecutive multi-hit games to open a CWS since Stanford's John Gall performed the feat in 1999. Johnson went on to hit .412 (7-for-17) in Omaha as four of his seven hits went for extra bases. The senior

third baseman's name will forever be part of CWS history as one of only two players to hit a home run during the College World Series inside both Rosenblatt Stadium and TD Ameritrade Park. In 21 all-time trips to the College World Series, Florida State has placed 17 players on the CWS All-Tournament Team including two who have been named the Most Outstanding Player - Gene Ammann (1970) and Marshall McDougall (1999).

30/30 CLUB

J.D. Drew (pictured right) was the king of college baseball in 1997. **The first team consensus All-American rewrote college baseball history as he became the first Division I player to ever hit 30 home runs and steal 30 bases in a season.** He was named baseball player of the year by Baseball America, Collegiate Baseball and The Sporting News on top of receiving the Dick Howser Award, which was given out by the American Baseball Coaches Association. Drew's season was capped off when he won the Golden Spikes Award as the nation's top amateur baseball player.

OMAHA

Omaha has become a home away from home for the Florida State baseball program. The Seminoles have reached college baseball's promised land 21 times in program history - tied for the fourth most appearances all-time. The Garnet and Gold rank in the top 11 all-time in CWS history for games played (70) and victories (28). The Seminoles finished as the national runner-up in 1970, 1986 and 1999.



17

The number of Seminoles who have been named to the CWS All-Tournament Team.

4

Florida State set four school records in a 37-6 victory over Ohio State in the 2009 Tallahassee Regional.



30

J.D. Drew became the first Division I player to ever hit 30 home runs and steal 30 bases in a season in 1997.

6

Marshall McDougall set an NCAA single-game record hitting six home runs in one game in 1999.


RECORD SETTING REGIONAL

May 31, 2009 will go down as a historic day in Florida State baseball history not only for the magnitude of the game but for the results accomplished on the field. With a berth to the NCAA Super Regional on the line, **Florida State put forth a record performance setting four school records and five NCAA Tournament records in a 37-6 victory over Ohio State.** FSU set school records for runs (37), hits (38), doubles (15) and total bases (66), while the four above mentioned records plus the 51 combined hits by both schools set NCAA Tournament single-game records. The Seminoles also tied a school record for RBI (34) in a game and most combined runs by two teams with 43. Stephen Cardullo (pictured to the right) also made history finishing the game 7-for-9 with five runs and five RBI. He tied the school record for hits and at-bats, while his seven hits and nine at-bats were the most in an NCAA Tournament game. The junior shortstop tallied 12 total bases recording a triple, three doubles and three singles.



MCDOUGALL GOES YARD

Marshall McDougall hit six homeruns in a game versus Maryland, May 9, 1999. What is even more impressive is that the home runs came in consecutive at-bats. After a single in the first, McDougall hit a solo homer in the second inning, a three-run shot in the fourth, a two-run homer to left in the sixth, a three-run shot in the seventh, a grand slam in the eighth and a three-run shot in the ninth. In the 26-2 FSU win, McDougall set NCAA records for home runs in game, RBI in a game (16) and total bases with 25 - records that remain intact to this day.





17 CONFERENCE CHAMPIONSHIPS ~ 7 STRAIGHT ACC ATLANTIC DIVISION TITLES

THIS IS FLORIDA STATE BASEBALL

40-GAME HIT STREAK

There is no question that when Seminole fans think of the 2005 season they will always remember "the streak." **Shane Robinson's 40-game hit streak started in 2004 when he hit in five consecutive games but it will be the 35 straight games with a hit to start 2005 that the fans of FSU baseball will remember the most.** Robinson's 40 consecutive games with a hit set a new FSU record breaking the old mark of 34 set by J.D. Drew in 1997. It was also just one shy of tying a 39-year old ACC record. Robinson (pictured right) tied the FSU record with a base hit in the third inning at Jacksonville and then broke the record on another third inning hit at Duke. Robinson's streak was so amazing because of how rare a 40-game hit streak is. It is tied for the 11th-longest streak in NCAA Division I history. It is twice as likely a pitcher will throw a perfect game than a batter will hit safely in 40 straight games and there have been only six hitting streaks of 40 or more games all-time in Major League Baseball. During his hit streak Robinson batted .481 with 17 doubles, a triple, a home run and 20 walks.



FIRST ROUND DRAFT PICKS

Florida State has produced 20 first round draft picks by 19 different players, while more than 200 former Seminoles have gone on to sign professional contracts in the 66-year history of the program. James Ramsey is the last Seminole to be selected in the first round when he was drafted by the St. Louis Cardinals with the 23rd overall pick in 2012. In all, eight Florida State players have been taken in the first 10 picks of a given draft and in the 90's Major League clubs drafted an FSU player in the first round 10 times. All-

American Paul Wilson made FSU history in 1994 when he became the only Seminole ever drafted No. 1 overall in a professional sports draft. The right-handed pitcher was the first player selected in the draft by the New York Mets.

FSU'S FIRST ROUND PICKS

Player, Position	Year Drafted	Team
Jim Lyttle, OF	1966	New York (AL)
Tom Cook, C	1968	Oakland
Terry Kennedy, C	1977	St. Louis
Jeff Ledbetter, OF	1982	Boston
Luis Alicea, 2B	1986	St. Louis
Eduardo Perez, 1B/OF	1991	California
Chris Roberts, P/OF	1992	New York (NL)
Kenny Felder, OF	1992	Milwaukee
John Wasdin, P	1993	Oakland
Paul Wilson, P	1994	New York (NL)
Jonathan Johnson, P	1995	Texas
David Yocum, P	1995	Los Angeles
J.D. Drew, OF	1997	Philadelphia
J.D. Drew, OF	1998	St. Louis
Nick Stocks, P	1999	St. Louis
John-Ford Griffin, OF	2001	New York (AL)
Stephen Drew, SS	2004	Arizona
Buster Posey, C	2008	San Francisco
Sean Gilmartin, P	2011	Atlanta
James Ramsey, OF	2012	St. Louis

40

Shane Robinson put together a school-record 40-game hitting streak over two seasons from 2004 to 2005.

2

Mike Martin ranks second among active Division I coaches in both victories and winning percentage.



20

Florida State has produced 20 MLB First Round draft picks by 19 different players.

42

Jeff Ledbetter hit a school-record 42 home runs in 1982.

HOME RUN MARK

The 1982 season was a special one for Seminole Jeff Ledbetter. The senior set NCAA records for home runs in a season (42), home runs in a career (97), home runs in game (4), RBI in a career (346), total bases in a season (273) and total bases in a career (704). He went on to be named *The Sporting News'* Player of the Year. Ledbetter is the career leader in runs (285), hits (335), home runs, RBI and total bases (704) at Florida State **and the single-season leader in home runs, RBI and total bases.** He continues to hold the NCAA



record for career RBI, while sitting second for career home runs and total bases and second in a single-season for both home runs and total bases.

TWO-WAY PLAYERS

Deion Sanders had a stellar football career at Florida State and went on to play in both the NFL and Major Leagues. Not only is Sanders the only athlete ever to play in a Super Bowl and a World Series, but he also made headlines in 1992 when on October 11 Sanders played for the Falcons in Miami and then took a charter flight to Pittsburgh for a playoff game that night. Pulling double duty was nothing new for Sanders. In 1987, the three-sport star won a Metro Conference Championship in the 400m relay and then turned around and delivered the game-winning hit in the Metro Conference Championship game that evening. Sanders is one of many players that have gone on to play multiple sports at Florida State. The most recent of these players is Jameis Winston, the 2013 Heisman Trophy winner that led the Seminole football team to a national championship. Winston has served as a pitcher, outfielder and designated hitter for the FSU baseball team.

MARTIN AMONG THE BEST

Head coach Mike Martin has established himself as one of the greatest coaches ever in the collegiate game during his 35-year tenure at Florida State. On top of leading FSU to 34 consecutive NCAA Regionals and to 15 College World Series, Martin stacks up among the best coaches ever in terms of wins and winning percentage. The Hall of Fame coach is just one of three coaches in Division I history to eclipse 1,700 career victories. Martin sits second all-time among active Division I coaches in winning percentage and wins. In 2012, Martin was recognized as Baseball America's College Coach of the Year for the first time in his career after leading the Seminoles to a 50-win season, the best record in the ACC, a trip to the College World Series and another top four finish.





MIKE MARTIN FIELD AT



Dick Howser Stadium has taken its place as one of the top collegiate baseball facilities in the country after a two-year, \$12 million dollar project was completed in 2004.

Located on the campus of Florida State University, the stadium has welcomed over three million people since it was opened in 1983 and has provided fans with the feeling of having “the best seat in the house” to watch the finest in college baseball action. On April 2, 2005 Florida State University dedicated the field at Dick Howser Stadium to current head coach Mike Martin. Florida State’s skipper for the last 35 years now coaches on the diamond bearing his name, Mike Martin Field at Dick Howser Stadium.

Florida State’s players and coaches enjoy the convenience and luxury of a clubhouse and locker room currently located behind the Seminole dugout. The Griffin Family Clubhouse was moved to the first base side for the 2004 season as the construction process was completed. The locker room contains a personalized wooden locker for each player, a separate locker room for the Seminole coaches and trainers, and a video area where FSU players and coaches can watch film. Stadium capacity increased to 6,700 as additional seats were added during the two-year construction process.

The stadium also houses all of the baseball offices. The coaches’ offices overlook the stadium behind home plate. There is also a weight room and training area adjacent to the clubhouse. Each of the areas were expanded and improved during the renovation process.

There are on-going efforts to keep Dick Howser Stadium one of the top facilities in college baseball. Truly a “player’s ballpark,” the stadium has had many upgrades even since the \$12 million renovation was completed. In 2005 an upgraded \$50,000 sound system was installed and an enhanced exterior brick façade as the outfield walls now match the exterior grandstand of the stadium. During the summer of 2011, the field underwent a major face lift in which a new drainage system was put in place in the outfield. New sod was also laid in both the infield and outfield, while new clay was deposited in the infield to regulate moisture. The foul territory, from the edge of the outfield grass in front of the first

base dugout all the way around to the third base dugout, was lined with turf. The most recent addition to Howser Stadium will find the greatest fans in the nation staying cool as seven new 14-foot fans were installed in the grandstand.

Dick Howser Stadium, named after the late Kansas City Royals and Florida State manager who was also Florida State’s first-ever baseball All-American, is a showcase fitting one of the top collegiate teams in the nation. From the beautifully manicured playing surface to the chair back seats, Howser Stadium is one of the best places in the country to watch a college baseball game.

In 2013, Dick Howser Stadium was rated as one of the top 100 best stadium experiences across all sports in the United States and Canada and the sixth best experience among college stadiums.

Florida State annually ranks in the top 15 nationally in attendance. In 2008, Florida State set single-season records for both total home attendance (202,132) and average home attendance (4,930). It marked the first time in school history that more than 200,000 fans turned out. The Seminole faithful helped reach a new landmark in 2009, when the 39-game home slate brought 184,227 fans to the ballpark, pushing FSU’s all-time, home attendance past three million. FSU averaged 4,594 in 40 home games during the 2013 schedule, the eighth highest home attendance average in the nation and the second highest in the ACC.

The top three crowds in Dick Howser Stadium history all came during the 2008 season. FSU surpassed 6,000 fans three times in 2012 and twice in 2013 including a crowd of 6,719 – the fifth largest attended game in school history – when the Seminoles hosted Florida on April 9. When you consider that the one-millionth fan walked through the gates of Dick Howser Stadium in 1994 – only its 12th season of operation – and two million more made the same trek over the next 17 years, there is little doubt that the Seminoles remain a top draw. Since the 1983 opening, FSU has average over 2,900 fans per game and more recently the Seminoles have averaged over 4,000 fans for nine straight seasons.

The Seminole faithful set the standard for all others in the ACC as more than 100,000 FSU fans have attended games at Dick Howser Stadium each of the last 12 years and 14 of the last 15. No ACC school has drawn as many fans in the new millennium.

Seminole fans are simply the best and most knowledgeable in college baseball. Although they live and die with their Seminoles, the FSU faithful are known nationwide for their sportsmanship and appreciation of good baseball — by both teams. Fans, along with the stadium and a professional game operation, are a large reason that Mike Martin Field at Dick Howser Stadium has been chosen as an NCAA Regional Tournament site 27 times in 31 years since its opening in 1983. Dick Howser Stadium has also served as host to 10 Super Regionals since the new postseason format was adopted in 1999.

The stadium was dedicated in honor of Dick Howser in March of 1988 prior to an exhibition game between Florida State and the Kansas City Royals, two of Howser’s former teams. As part of the stadium dedication, Kansas City all-stars George Brett and Bo Jackson

TOP 20 DICK HOWSER CROWDS			
No.	Opponent	Date	Attendance
1.	Miami	4/19/08	6,789
2.	Miami	4/18/08	6,756
3.	Florida	4/15/08	6,737
4.	Florida	4/10/12	6,730
5.	Florida	4/9/13	6,719
6.	Miami	4/15/06	6,715
7.	Miami	4/14/06	6,700
8.	Florida	4/18/07	6,574
9.	Duke	4/13/13	6,561
10.	Auburn	3/1/08	6,544
11.	Florida	4/13/10	6,526
12.	Texas	6/8/03	6,524
13.	Auburn	6/4/05	6,398
14.	Florida	3/30/05	6,393
15.	Miami	4/10/04	6,387
16.	Florida	4/12/11	6,357
17.	Florida	4/14/09	6,345
18.	North Carolina	4/9/11	6,343
19.	Miami	4/17/04	6,328
20.	Florida	4/19/06	6,246



17 CONFERENCE CHAMPIONSHIPS ~ 7 STRAIGHT ACC ATLANTIC DIVISION TITLES

DICK HOWSER STADIUM



have their names adorning the Seminole Clubhouse. Out of appreciation to the family for a generous gift when the school was renovating Dick Howser Stadium, FSU named one of the nation's top locker rooms in honor of the family as Seminole players now prepare for games and practices in the Griffin Family Clubhouse.

The clubhouse is one of the most impressive in the nation with personalized wooden lockers, a big screen television, a state-of-the-art sound system and every comfort current and future Seminoles could ever ask for.

"Phenomenal," was the first word that came to mind when former Seminole Doug Mientkiewicz first toured the Griffin Family Clubhouse. "I walked into the

helped unveil a new \$150,000 matrix scoreboard and a bronze bust of Howser. While the bust of Howser still stands in Haggard Baseball Plaza, the matrix scoreboard was replaced in January 2004 with a new \$800,000 video board. The state-of-the-art scoreboard provides lineups, statistics and replays throughout the game and stands 40 feet high and 70 feet wide.

Mike Martin Field at Dick Howser Stadium has come a long way in the last two decades. Old Seminole Field was christened Seminole Stadium March 28, 1983, after a one million dollar renovation was completed on the park. Wooden bleachers were replaced with a two-tier concrete grandstand seating 2,500. Modern concession areas, restrooms and a press box complete with separate booths for radio and television broadcasts were also added.

Prior to the 1986 season, a screen was added to the top of the right field wall, increasing in five-foot increments from 20 feet in the power alley to 30 feet in right field — giving a unique effect.

The playing field itself is also often compared to that of a major league park. FSU grounds chief Brian Donaway and his crew oversees the everyday upkeep of the playing surface and surroundings, spending hours on the field year-round. The dedication and hard work were rewarded in the fall of 2001, when Dick Howser Stadium was named the best collegiate baseball field in the country. Often taken for granted, the grounds crew gives Mike Martin Field at Dick Howser Stadium a playing field unsurpassed by any collegiate team in the nation.

The beautiful home of Florida State's baseball Seminoles, from the Mike Loynd Tradition Room and the Griffin Family Clubhouse to the top-notch playing field and overall family atmosphere, is indeed a fitting tribute to one of FSU's greatest alumni, Dick Howser.

MIKE LOYND TRADITION ROOM

The Mike Loynd "Tradition Room", located underneath the first base stands, holds an attractive showcase which tells the story of the great players, award-winners and tremendous FSU teams of the past. Trophies and plaques depicting Florida State's baseball success through the years adorn the walls. It also provides a comfortable lounge area adjacent to the FSU clubhouse.

Separate wall displays, attractively back-lit, are devoted to Florida State All-Americans, former Seminoles in the pros and FSU's 21 College World Series teams and 17 conference championships. Another wall is lined with FSU's most recent tournament and conference championship trophies, as well as replicas of the Golden Spikes Awards of Mike Loynd, Mike Fuentes, J.D. Drew and Buster Posey.

The Mike Loynd Tradition Room, built thanks to the generous donation of former Florida State All-American Mike Loynd, serves as a showcase for the great tradition which is Florida State baseball.

THE GRIFFIN FAMILY CLUBHOUSE

Former Seminole first team All-American John-Ford Griffin grew up in a Garnet & Gold home. Both his father Bill and mother Carla attended FSU as well as his two sisters. So it seems appropriate one of the greatest Seminole baseball players, along with his entire family,

clubhouse for the first time and I said, 'This is better than 95% of the big league clubhouses.' The clubhouse at Fenway, when we won the World Championship in 2004, was about the size of this room. If it's not the best, I'd like to see the best in college baseball. To me this is the best place to be and this is the best place to play."

SEASON HOME ATTENDANCE TOTALS (since opening of stadium in 1983)

Year	Dates	Total	Average
1983 [^]	30*	57,575	1,919
1984	51*	72,518	1,422
1985	58*	103,552	1,785
1986	45*	118,897	2,642
1987	43*	86,209	2,005
1988	46*	86,628	1,884
1989	46*	87,240	1,896
1990	40	106,081	2,652
1991	40*	109,549	2,739
1992	41*	90,278	2,202
1993	40*	80,757	2,019
1994	42*	106,352	2,532
1995	35*	85,137	2,432
1996	36	72,382	2,010
1997	38*	98,622	2,595
1998	32*	62,128	1,941
1999	40*	102,931	2,573
2000	41*	114,651	2,796
2001	37*	91,520	2,474
2002	44*	129,013	2,932
2003	40*	131,223	3,281
2004	35*	115,680	3,305
2005	38*	171,643	4,516
2006	37	163,587	4,421
2007	41*	183,534	4,476
2008	41*	202,132	4,930
2009	39*	184,227	4,724
2010	37*	172,149	4,652
2011	38*	176,859	4,654
2012	38*	174,180	4,583
2013	40*	183,770	4,594
TOTAL	1,249	3,721,004	2,979

[^]Stadium opened in middle of 1983 season; *Includes NCAA Regional & Super Regional games; **BOLD Italic** indicates FSU single-season record.

STADIUM QUICK FACTS

Capacity	6,700
Dimensions	320' right - 400' center - 340' left
Alleys	365-LC; 360-RC
Height of Wall	10'
Height of Right Field Screen	30'
Playing Surface	Natural Grass (Bermuda)
Opening Day	March 29, 1983
First Game Result	FSU 5, LSU 15
First FSU Win	FSU 10, LSU 5 (3/30/83)
First Day Crowd	1,305
First Run	Tommy Zoeller (FSU)
First Hit	Zoeller, single to left
First RBI	Danny Dowell (FSU), single to score Zoeller
First Batter	John Morse (LSU)
First Putout	Rick Figueredo (FSU), 5-3 putout on Morse
First Assist	Mark Barineau (FSU) on Morse grounder
First Double	Ronnie Corbett (LSU), sixth inning
First Triple	Ronnie Corbett (LSU), eighth inning
First Home Run	Rick Figueredo (FSU), fifth inning
FSU in Dick Howser Stadium	977-198-1 (.831)



UNIVERSITY & ATHLETIC ADMINISTRATION



DR. ERIC J. BARRON
PRESIDENT



STAN WILCOX
ATHLETICS DIRECTOR



PAMELA L. PERREWE'
FACULTY ATHLETICS
REPRESENTATIVE



VANESSA FUCHS
SENIOR ASSOCIATE
ATHLETICS DIRECTOR/SWA



Allan
Bense, Chair



Kathryn
Ballard



Edward E. "Ed"
Burr



Joseph L.
Camps



Rosalia
Contreras



Emily
Fleming Duda



Joseph
Gruters



Wm. Andrew
Haggard



Mark
Hillis



Leslie
Pantin



Margaret A. "Peggy"
Rolando



Brent W.
Semblor



Gary
Tyson

2013-14 FLORIDA STATE BOARD OF TRUSTEES



MONK BONASORTE
SENIOR ASSOCIATE
ATHLETICS DIRECTOR



DR. GREG BEAUMONT
SENIOR ASSOCIATE
ATHLETICS DIRECTOR/
ASSOCIATE DEAN



MATT BEHNKE
ASSOCIATE ATHLETICS
DIRECTOR/CFO



JOHN LATA
ASST. ATHLETICS DIRECTOR/
BASEBALL OVERSIGHT



17 CONFERENCE CHAMPIONSHIPS ~ 7 STRAIGHT ACC ATLANTIC DIVISION TITLES

QUICK FACTS**UNIVERSITY INFORMATION**

Location.....	Tallahassee, FL
Symbol.....	Seminoles
Colors.....	Garnet and Gold
Enrollment.....	(as of Fall 2013) 41,477
President.....	Dr. Eric J. Barron
Athletic Director.....	Stan Wilcox
Assistant Athletics Director of Student Services/Baseball.....	John Lata
Conference.....	Atlantic Coast Conference
National Affiliation (Division).....	Division I

BASEBALL INFORMATION

Head Coach.....	Mike Martin
Alma Mater.....	Florida State (1966)
Record at Florida State.....	1770-611-4 (35th Season)
Career Coaching Record.....	1770-611-4 (35th Season)
Associate Head Coach.....	Mike Bell (3rd Season)
Assistant Coach.....	Mike Martin, Jr. (17th Season)
Volunteer Coach.....	Bryan Henry (1st Season)
Baseball Office Phone Number.....	(850) 644-1073
Ticket Office Phone Number.....	(850) 644-1830
Home Field/Capacity.....	Dick Howser Stadium/6,700
Surface/Dimensions.....	Natural Grass/LF-340, CF-400, RF-320

TEAM INFORMATION

2013 Overall Record.....	47-17
Home Record.....	35-5
Away/Neutral Record.....	12-12
2013 Conference Record/Finish.....	20-10/Atlantic Division Champions
Home Record.....	13-2
Away Record.....	7-8
2013 ACC Tournament.....	0-3
Lost to Georgia Tech 4-3	
Lost to Virginia Tech 3-2	
Lost to Virginia 7-4 (12)	
2013 NCAA Tournament.....	3-2 - Super Regional
Tallahassee Regional - Defeated Savannah State 10-0	
Defeated Troy 11-0, 11-4	
Tallahassee Super Regional - Lost series vs. Indiana - 2-0	
Game 1: lost 10-9; Game 2: lost won 11-6	
Letterwinners Returning/Lost.....	21/9
Newcomers.....	12
Position Starters Returning/Lost.....	6/3
Pitchers Returning/Lost.....	11/3
Starting Pitchers Returning/Lost.....	4/1
All-Time School Record (Yrs/Pct.).....	2670-982-10 (66/.730)
All-Time ACC Record (Yrs).....	405-165-0 (22)
All-Time NCAA Record (Yrs).....	177-115-0 (51)
Years in NCAA Regional (Last).....	51 (2013, 36 Consecutive)
All-Time College World Series Record (Pct.).....	28-42-0 (.400)
Years in College World Series (Last).....	21 (2012)

SID INFORMATION

Baseball SID.....	Jason Leturmy
Phone Number.....	(850) 644-3920
Fax Number.....	(850) 644-3820
Cell Phone.....	(850) 228-7568
Press Box Number.....	(850) 644-1553
Email Address.....	jleturmy@fsu.edu
Mailing Address.....	Florida State University 403 Stadium Drive West, Room D0107 Tallahassee, FL 32306
Athletic Website.....	www.seminoles.com
Baseball Twitter.....	@FSU_Baseball
Facebook Address.....	Facebook.com/FSUBaseball
Instagram.....	NoleBaseball
Conference Baseball SID.....	George Lane
Email Address.....	glane@theacc.org
Conference Website.....	www.theacc.com

MEDIA INFORMATION

Radio Station.....	100.7 FM - Tallahassee (Saturday & Sunday), WFLA-AM 1270 - Tallahassee (Monday - Friday)
Phone.....	850-422-3107
Play-by-Play Announcers.....	Eric Luallen

2013 FINAL RANKINGS

Baseball America.....	12
Collegiate Baseball.....	12
NCBWA.....	12
Perfect Game.....	13
USA Today/ESPN Coaches Poll.....	13

2013 ACC TEAM STATS

Batting.....	.287 (5th)
Pitching.....	2.92 (2nd)
Fielding Percentage.....	.966 (10th)

RETURNING STAT LEADERS

Batting Average.....	DJ Stewart (.364)
Hits.....	DJ Stewart (82)
Runs Scored.....	DJ Stewart (50)
Doubles.....	DJ Stewart (25)
Triples.....	Jose Brizuela & Jameis Winston (3)
Home Runs.....	DJ Stewart (5)
RBI.....	DJ Stewart (59)
Stolen Bases.....	DJ Stewart (8)
ERA (20 + innings pitched).....	Luke Weaver (2.29)
Innings Pitched.....	Luke Weaver (98.1)
Wins.....	Brandon Leibrandt (10)
Strikeouts.....	Luke Weaver (119)
Saves.....	Jameis Winston (2)



2014 ROSTER

NUMERICAL ROSTER

No.	Name	Pos	B-T	Ht	Wt	Cl	Hometown (Previous School)
1	Nick Graganella	OF	R-R	5-8	175	R-SO	Tallahassee, FL (Tallahassee CC)
2	Josh Delph	OF	L-L	6-0	195	JR	Bartow, FL (Bartow HS)
3	John Nogowski	1B	R-L	6-1	210	JR	Tallahassee, FL (North Florida Christian)
5	Billy Strode	LHP	L-L	6-1	185	JR	Parkland, FL (Indian River State College)
7	Luke Weaver	RHP	R-R	6-2	170	JR	DeLand, FL (DeLand HS)
8	DJ Stewart	OF	L-R	6-0	230	SO	Yulee, FL (The Bolles School)
9	Andy Ward	RHP	R-R	6-3	205	FR	Oviedo, FL (Oviedo HS)
10	Justin Gonzalez	INF	R-R	6-3	205	R-SR	Miami, FL (Columbus HS)
12	John Sansone	INF	R-R	5-11	200	SO	New Castle, PA (Neshannock HS)
13	Danny De La Calle	C	R-R	6-3	220	JR	Miami, FL (Miami Dade College)
15	Hank Truluck	INF	R-R	6-1	190	FR	Ocala, FL (Forest HS)
16	Taylor Blatch	RHP	R-R	5-11	165	FR	Stuart, FL (Jensen Beach HS)
17	Mike Compton	RHP	R-R	6-2	195	R-SO	Branson, MO (Branson HS)
18	Ed Voyles	RHP	R-R	6-7	205	FR	Atlanta, GA (Holy Innocents Episcopal HS)
19	Gage Smith	RHP	R-R	6-2	190	R-SR	Tallahassee, FL (North Florida Christian)
20	Gage West	C	L-R	6-1	205	FR	Tallahassee, FL (Lincoln HS)
21	Ben DeLuzio	INF	R-R	6-3	190	FR	Windermere, FL (The First Academy)
24	Dylan Silva	LHP	L-L	6-1	215	SO	Lake Worth, FL (American Heritage HS)
25	Brett Knief	OF	R-R	6-1	198	R-SR	Ramsey, NJ (Seminole State College)
27	Matt Mulroy	OF	R-R	6-1	215	JR	Boca Raton, FL (Palm Beach State College)
28	Lee Howard	C	R-R	6-0	200	JR	Fleming Island, FL (Fleming Island HS)
30	Will Zirzow	RHP	R-R	6-5	220	FR	Jacksonville, FL (The Bolles School)
31	Alec Byrd	LHP	L-L	6-4	175	FR	Miami Shores, FL (St. Thomas Aquinas HS)
32	Ladson Montgomery	C	L-R	5-9	185	SR	St. Johns, FL (Chipola Junior College)
33	Bryant Holtmann	LHP	R-L	6-5	210	JR	Albers, IL (Breese Central HS)
36	Kenny Burkhead	RHP	L-R	6-0	195	SO	Deltona, FL (Trinity Christian Academy)
37	Brandon Leibrandt	LHP	L-L	6-4	205	JR	Alpharetta, GA (Marist School)
40	Peter Miller	RHP/INF	R-R	6-2	195	SR	Lutz, FL (Cambridge Christian HS)
42	Jim Voyles	RHP	R-R	6-7	205	FR	Atlanta, GA (Holy Innocents Episcopal HS)
43	Casey Smit	INF	L-R	5-10	170	SR	Tampa, FL (College of Central Florida)
44	Jameis Winston	OF/RHP	S-R	6-4	230	SO	Bessemer, AL (Hueytown HS)
51	Brandon Johnson	LHP	L-L	6-2	205	SR	Tampa, FL (Alonso HS)
53	Jose Brizuela	INF/OF	L-R	6-0	205	JR	Weston, FL (Archbishop McCarthy HS)

ALPHABETICAL ROSTER

No.	Name	Pos
16	Taylor Blatch.....	RHP
53	Jose Brizuela	OF/INF/RHP
36	Kenny Burkhead	RHP
31	Alec Byrd.....	LHP
17	Mike Compton	RHP
13	Danny De La Calle	C
2	Josh Delph	OF
21	Ben DeLuzio	INF
10	Justin Gonzalez	INF
1	Nick Graganella	OF
33	Bryant Holtmann	LHP
28	Lee Howard	C
51	Brandon Johnson.....	LHP
25	Brett Knief	OF
37	Brandon Leibrandt	LHP
40	Peter Miller.....	RHP/INF
32	Ladson Montgomery.....	C
27	Matt Mulroy	OF
3	John Nogowski.....	1B
12	John Sansone	INF
24	Dylan Silva	LHP
43	Casey Smit.....	INF
19	Gage Smith	RHP
8	DJ Stewart.....	OF
5	Billy Strode.....	LHP
15	Hank Truluck.....	INF
18	Ed Voyles	RHP
42	Jim Voyles	RHP
9	Andy Ward.....	RHP
7	Luke Weaver	RHP
20	Gage West	C
44	Jameis Winston.....	RHP/OF
30	Will Zirzow	RHP

PRONUNCIATION GUIDE

Jose Brizuela	Briz-way-lah
Brett Knief	Kah-neeef
John Nogowski	Nuh-gow-ski
Jameis Winston.....	Jame-is
Will Zirzow	Zear-Zow

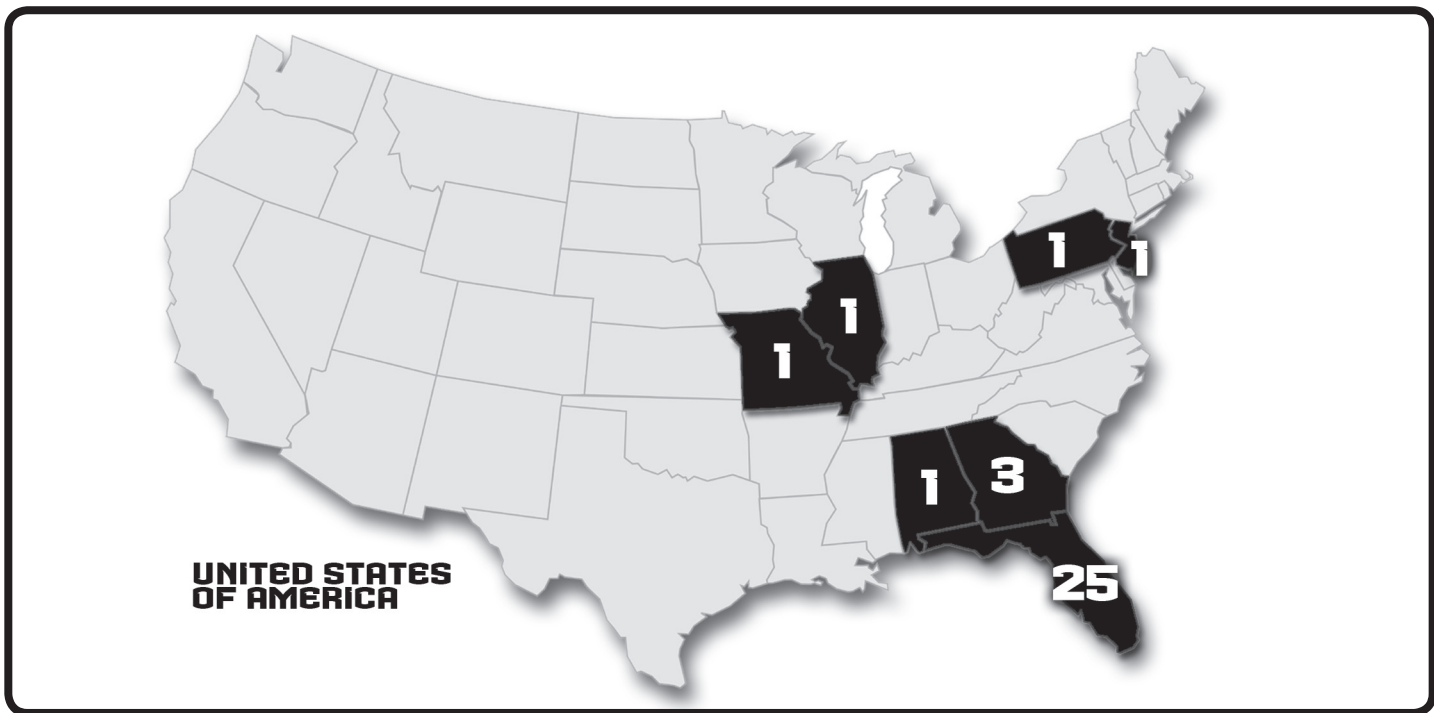
COACHING STAFF

- 11 Head Coach: Mike Martin (35th Season) Florida State (1966)
- 22 Associate Head Coach: Mike Bell (3rd Season) Florida State (1996)
- 4 Assistant Coach: Mike Martin, Jr. (17th Season) Florida State (1995)
- 23 Volunteer Coach: Bryan Henry (1st Season) Florida State (2007)



17 CONFERENCE CHAMPIONSHIPS ~ 7 STRAIGHT ACC ATLANTIC DIVISION TITLES

ROSTER BREAKDOWN



EXPERIENCE BREAKDOWN

Seniors7 - Gonzalez, Johnson, Knief, Miller, Montgomery, Smit, Smith
 Juniors10 - Brizuela, De La Calle, Delph, Holtmann, Howard Leibrandt, Mulroy, Nogowski, Strode, Weaver
 Redshirt Sophomore2 - Compton, Graganella
 Sophomores.....5 - Burkhead, Sansone, Silva, Stewart, Winston
 Freshmen9 - Blatch, Byrd, DeLuzio, Truluck, E. Voyles J. Voyles, Ward, West, Zirzow


BREAKDOWN BY STATE

Florida.....25 - Blatch, Brizuela, Burkhead, Byrd, De La Calle, Delph, DeLuzio, Graganella, Gonzalez, Howard, Johnson, Miller, Montgomery, Mulroy, Nogowski, Silva, Smit, Smith, Stewart, Strode, Truluck, Ward, Weaver, West, Zirzow
 Georgia3 - Leibrandt, E. Voyles, J. Voyles
 Alabama1 - Winston
 Illinois1 - Holtmann
 Missouri1 - Compton
 New Jersey.....1 - Knief
 Pennsylvania.....1 - Sansone







2014 PHOTO ROSTER




1
Nick Graganella
OF, R/R, 5-8, 175
R-SO, Tallahassee, FL




2
Josh Delph
OF, L/L, 6-0, 195
JR, Bartow, FL




3
John Nogowski
1B, R/L, 6-1, 210
JR, Tallahassee, FL




5
Billy Strode
LHP, L/L, 6-1, 185
JR, Parkland, FL




7
Luke Weaver
RHP, R/R, 6-2, 170
JR, DeLand, FL



8
DJ Stewart
OF, L/R, 6-0, 230
SO, Yulee, FL



9
Andy Ward
RHP, R/R, 6-3, 205
FR, Oviedo, FL




10
Justin Gonzalez
SS, R/R, 6-3, 205
R-SR, Miami, FL



12
John Sansone
INF, R/R, 5-11, 200
SO, New Castle, PA



13
Danny De La Calle
C, R/R, 6-3, 220
JR, Miami, FL




15
Hank Truluck
INF, R/R, 6-1, 190
FR, Ocala, FL




16
Taylor Blatch
RHP, R/R, 5-11, 165
FR, Stuart, FL




17
Mike Compton
RHP, R/R, 6-2, 195
R-SO, Branson, MO




18
Ed Voyles
RHP, R/R, 6-7, 205
FR, Atlanta, GA




19
Gage Smith
RHP, R/R, 6-2, 190
R-SR, Tallahassee, FL




20
Gage West
C/OF, L/R, 6-1, 205
FR, Tallahassee, FL




21
Ben DeLuzio
INF, R/R, 6-3, 190
FR, Windermere, FL



24
Dylan Silva
LHP, L/L, 6-1, 215
SO, Lake Worth, FL




25
Brett Knief
OF, R/R, 6-1, 198
R-SR, Ramsey, NJ




27
Matt Mulroy
OF, R/R, 6-1, 215
JR, Boca Raton, FL



28
Lee Howard
C, R/R, 6-0, 200
JR, Fleming Island, FL



30
Will Zirzow
RHP, R/R, 6-5, 220
FR, Jacksonville, FL



31
Alec Byrd
LHP, L/L, 6-4, 175
FR, Miami Shores, FL



32
Ladson Montgomery
C, L/R, 5-9, 185
SR, St. Johns, FL




33
Bryant Holtmann
LHP, R/L, 6-5, 210
JR, New Baden, IL



36
Kenny Burkhead
RHP, L/R, 6-0, 195
SO, Deltona, FL




37
Brandon Leibbrandt
LHP, L/L, 6-4, 205
JR, Alpharetta, GA



40
Peter Miller
RHP/INF, R/R, 6-2, 195
SR, Lutz, FL




42
Jim Voyles
RHP, R/R, 6-7, 205
FR, Atlanta, GA




43
Casey Smit
INF, L/R, 5-10, 170
SR, Tampa, FL



44
Jameis Winston
RHP/OF, S/R, 6-4, 230
SO, Bessemer, AL



51
Brandon Johnson
LHP, L/L, 6-2, 205
SR, Tampa, FL



53
Jose Brizuela
INF/OF, L/R, 6-0, 205
JR, Weston, FL



11
Mike Martin
Head Coach



22
Mike Bell
Associate Head Coach



4
Mike Martin, Jr.
Assistant Coach



23
Bryan Henry
Assistant Coach



Chip Baker
Director of Operations



2014 SEASON OUTLOOK

GENERAL OUTLOOK

Florida State returns 21 players from last year's squad that advanced to the Super Regionals for the sixth year in a row. Florida State returns six position starters including redshirt senior captain Justin Gonzalez who is back at shortstop after missing all but five games in 2013 with a right hip injury. On the mound, the Seminoles welcome back 11 pitchers including three starters that logged at least 58 innings a season ago. The return of redshirt sophomore right hander Mike Compton from Tommy John surgery last spring will bolster the starting rotation in 2014.

Preseason All-American DJ Stewart is coming off a freshman campaign in which he made 60 starts including 51 across all three outfield positions. The Yulee, Fla., native is FSU's top returning offensive producer as he led the Seminoles in hits (82), batting average (.364), doubles (25) and slugging percentage (.560), while finishing second on the team with 59 RBI last year.

The Seminoles welcome 12 newcomers including nine freshmen and three junior college transfers. This year's class, which was ranked third by Collegiate Baseball and 18th-nationally by Baseball America, is made up of six pitchers (including one left hander), two outfielders, one infielder, two catchers and one utility player (listed on the roster at two or more positions).

Florida State embarks on the 2014 season in search of its eighth straight ACC Atlantic Division title in this the ninth season of divisional play. The Seminoles have averaged over 20 league wins over the last seven years claiming the best record in the ACC three times while tying the league record for wins with 24 twice in 2008 and 2012. FSU has also played in the ACC Championship game three times in the last five years claiming its last league title in Greensboro, N.C. in 2010.

No team in college baseball has won more games in the new millennium than Florida State. The Seminoles sit with 691 victories since the start of the 2000 season, 22 more than their closest competitor (South Carolina - 669). FSU has also posted the highest winning percentage (.736) during that span joining Rice (.730) as the only two schools to win more than 73 percent of their ball games since 2000.

Mike Martin enters his 35th season as head coach and his 42nd season in which he has been associated with the Seminole baseball program when you include his time as a player and an assistant coach. Of the 3,662 baseball games played in program history, Martin has been involved in 2,769 of them including 2,037 victories. In one way or another, Martin has been a part of more than 76.3% of FSU's all-time wins. He ranks second among active Division I head coaches in both winning percentage (.743) and victories (1,770). Martin has led the Seminoles to 34 consecutive regional tournament appearances and 15 trips to the College World Series including three in the last six years.

Florida State will open the 2014 campaign with high expectations as all five major polls have given the Seminoles a top 10 preseason ranking. Perfect Game gave

FSU its highest ranking at No. 4, while Collegiate Baseball, NCBWA and the USA Today Coaches Poll all have the Seminoles ranked fifth to start the year. Baseball America rounded out the preseason rankings placing Florida State sixth.

Martin on the overall look of this year's team:

"We like the young men that are on this team. We have a lot of guys coming back and that is always exciting especially when you look around and recognize everybody. But the big thing is that we still have some positions that must be filled and we have got some very good hitters on the club that need protection; therefore, we got to be sure that we have all of these guys on the same page."

Martin on this year's group of newcomers:

"I am very pleased with a majority of the guys. You can see there are some growing pains with the others mainly in the pitching area. You don't find many guys that can do what (Mike) Compton and (Brandon) Leibrandt did as freshmen to come in and display the poise and confidence that they did two years ago which is very unusual."

PITCHING

Florida State returns four pitchers that have significant experience as starters including three that logged at least 58 innings a season ago. Add the return of Mike Compton to that mix and the Seminoles will have solid depth when it comes time to naming a rotation on a weekly basis.

In 2013, Luke Weaver, Brandon Leibrandt and Peter Miller went a combined 23-8 with a 3.00 ERA over 47 appearances. Weaver returns as the leader in innings pitched (98.1) and strikeouts (119), while Leibrandt collected 10 wins. Weaver opens his junior campaign with preseason All-America accolades from Baseball Amer-

ica (1st team), Collegiate Baseball (2nd team), Perfect Game (2nd team) and NCBWA (3rd team).

Following a breakout sophomore season, Weaver was invited to play with the U.S. Collegiate Baseball Team during the summer of 2013. In five starts with Team USA, the hard throwing right hander went 0-0 with a 2.14 ERA in 21.0 innings of work. He allowed five earned runs on 20 hits as he walked five and struck out 17.

All 35 of Leibrandt's career starts have come as a member of the weekend rotation. The southpaw followed his eight-win Freshman All-American season with a 10-4 record and a 3.44 ERA in year two. Leibrandt joined senior Scott Sitz with 10 wins in 2013 to become the first pair of Seminole pitchers to reach double-digit wins in the same season since 2008 (Matt Fairrel and Ryan Strauss).

The bullpen will be loaded with plenty of experience led by senior Gage Smith, who returns for his third year after leading the Seminoles and the ACC in appearances in back-to-back seasons. The Seminoles return a great deal of depth from the left side including senior Brandon Johnson, juniors Bryant Holtmann and Billy Strode and sophomore Dylan Silva. Along with Smith, Florida State will also look to sophomores Kenny Burkhead and Jameis Winston to contribute from the right side in 2014. Winston is the favorite to become FSU's closer this year replacing Robby Coles, who left early due to the MLB Draft. Coles led the team with nine saves as he registered 36.0 innings in 30 appearances.

This year's cast of new arms will also look to play a significant role, adding to an already deep staff. Of the six new pitchers in this year's recruiting class, Alec Byrd is the lone left hander leaving several right handed options





2014 SEASON OUTLOOK



including Taylor Blatch, Ed and Jim Voyles, Andy Ward and Will Zirzow.

Martin on the strength of having a great deal of pitchers with starting experience:

“We want guys that are saying they are in a competitive situation. (Luke) Weaver knows he will more than likely pitch opening day. But there are three other guys that want to pitch on Friday night too. Peter Miller has pitched well during the preseason. I have been very pleased with the way he has thrown the ball. With Compton and Leibrandt behind Weaver, we are very pleased with what we are seeing out of our pitchers.”

Martin on the depth of this year’s pitching staff:

“Anytime a young man is challenged, it does nothing but help him. If you don’t have quality depth, sometimes you don’t have a guy performing at his best because he is not concerned with someone getting his job. We want everybody on our team on their toes; everybody has got to perform at their highest level because there is somebody waiting behind him, waiting for their chance.”

DEFENSE

For the second time in the last three years, the Seminoles return a veteran infield with the likes of Justin Gonzalez, Jose Brizuela, John Sansone and John Nogowski all back in 2014. The Seminole quartet has combined for 302 starts in the infield with Gonzalez leading the way with 130 career starts at shortstop. Brizuela registered 64 starts at third and Nogowski 47 starts at first through their first two seasons, while Sansone made all 61 starts at second base in his first season in 2013.

Catcher is the biggest question mark for the Seminoles heading into 2014 following the loss of two-year starter Stephen McGee to the MLB Draft. McGee started every game for the Seminoles the last two years with all but two of those starts coming behind the plate. The Port St. Lucie, Fla., native had a breakout junior season posting single-season career-highs in batting average, runs, hits, doubles, home runs and RBI. Defensively, McGee registered a .986 fielding percentage while leading a

pitching staff that posted a 2.92 ERA – the third lowest ERA in the Martin era and the lowest since 1995. Looking to fill that void in 2014 are a collection of catchers including Miami Dade College transfer Danny De La Calle, senior Ladson Montgomery, freshman Gage West and junior Lee Howard.

A great deal of depth returns in the outfield as well thanks to the return of sophomores DJ Stewart and Jameis Winston, junior Josh Delph and senior Brett Knief. Stewart and Knief started at all three positions last year and both hit over .300. Thirty-five of Stewart’s 60 starts during his freshman campaign came in left field, but the Yulee, Fla., native is the clubhouse leader to take over in centerfield for Seth Miller. Miller made a huge impact in centerfield last year covering a great deal of ground, while posting a perfect fielding percentage in 112 total chances. On top of that, Miller finished with a season-high 10 outfield assists. Look for Knief, Delph and Winston to contribute at the corner positions throughout the year.

In terms of the new faces on this year’s team, Ben DeLuzio will vie for playing time in both the infield and outfield in 2014. DeLuzio provides solid depth to an already experienced infield but has shown great strides in his ability to play in the outfield as well during the fall and early portions of preseason workouts.

Adding to the depth in the outfield are a pair of JUCO transfers in Nick Graganella and Matt Mulroy. Freshman Hank Truluck provides solid depth in the infield while the always versatile Casey Smit has the capability of playing anywhere in the infield as displayed all throughout last year.

Martin on the team defending:

“Our infield is certainly set; we know who our starters will be. We have got to be sure that we continue to understand that college baseball, more than ever, is about pitching and defense. But we do play in a ballpark that is conducive for runs being scored, so we got to have production but we can’t lose sight of the fact that the

most important thing is our ability to pick the ball up and throw it over there. We have to field consistently to allow our pitchers the opportunity to get the job done on a daily basis. DJ Stewart is undoubtedly one of the outstanding players in college baseball. He can play centerfield; we are going to keep him in his familiar position of left field to begin the season. We will start Ben DeLuzio in centerfield. Ben will also play some shortstop. We have been very impressed with Brett Knief both offensively and defensively and he is battling Josh Delph right now for that position in right. We are excited to have Jameis Winston knowing what he can do both offensively and defensively but more importantly what he can do as our closer.”

OFFENSE

Florida State returns its top two hitters from last year and six players, with at least 30 appearances, that hit over .270. DJ Stewart and Jose Brizuela will look to pace the Seminole offense in 2014 as the two hit .364 and .324, respectively, a season ago. Stewart is FSU’s top returning hitter in every major offensive category except triples where Brizuela and Jameis Winston each registered three. Stewart’s bat caught fire toward the end of his freshman season hitting .564 over his final 10 games including a .636 average in the Tallahassee Regional which landed him a spot on the All-Tournament team.

A key to Florida State’s offensive success has been its ability to get on base and manufacture runs. In each of the last three seasons, the Seminoles have finished the year ranked in the top 25 in scoring, runs scored, doubles, doubles per game, walks and hit-by-pitches. Over that span, Florida State ranks eighth nationally in scoring averaging 6.98 runs per game and is one of only three schools to rank in the top 22 nationally in that category. FSU has finished no lower than third in walks since 2008 leading the nation four times during that six-year span including 2008 (435), 2010 (402), 2011 (381) and 2012 (386). Last year, the Seminoles hit .287 as a team – the fifth best average in the ACC – while leading the league in doubles (146) and on-base percentage





17 CONFERENCE CHAMPIONSHIPS ~ 7 STRAIGHT ACC ATLANTIC DIVISION TITLES

2014 SEASON OUTLOOK

(.411). FSU finished the season with 359 walks, second most in the league, and a school record 104 hit-by-pitches.

FSU will have to replace two of its biggest long ball threats from last year after the departure of Stephen McGee and Marcus Davis to the draft. Both led the team in 2013 with nine home runs apiece. DJ Stewart hit five home runs in his first season but showed he can spread the ball around collecting a team leading 25 doubles – tied for the 14th most in a single-season. Justin Gonzalez has shown some pop in his bat in the past hitting 19 home runs over his last three years including two in just five games in 2013 – a year that was cut short due to injury.

John Nogowski looks to build off the momentum he gained this past summer in which he was named Player of the Year of the Perfect Game Collegiate Baseball Summer League. The Tallahassee, Fla., native led the league with a .497 on-base percentage and finished among the PGCBL's top five in six other offensive categories including batting average (.365), slugging percentage (.534), total bases (79), walks (29), doubles (14) and hit-by-pitches (10). He helped lead the Amsterdam Mohawks to the PGCBL championship title. Last year at FSU, Nogowski hit .277 with 11 doubles, two triples, two home runs and 33 RBI.

As far as offensive production from 2013, Florida State returners account for 370 of 604 hits (61.3%), 255 of 435 runs (58.6%), 233 of 394 RBI (59.1%) and 28 of 44 stolen bases (63.6%).

Martin on the offense:

“The biggest thing that concerns us is that we’ve got to be sure we are not trying to do too much at the plate. We have to concentrate on hitting the ball hard and not get caught up in trying to hit home runs; we have to continue to be tough outs and play the game the way we played it last year and the year before that. We have to remain patient and find those ways to get on base.”

SCHEDULE AND TANGIBLES

Florida State will face 11 teams on this year's schedule that recorded 30 or more wins a season ago. Seven schools earned a bid to participate in the 2013 NCAA Regional, while five teams finished the season ranked in the top 25.

FSU and Florida will once again square-off three times in 2014 as each team will host a game sandwiched with a meeting in Jacksonville at the Baseball Grounds on March 25. This year's schedule also features non-conference weekends in Tallahassee against Georgia and Miami in weeks two and three, respectively.

The Seminoles will face seven schools from the state of Florida in 2014 for a total of 16 games against in-state rivals. FSU will visit both USF (March 4-5) and UCF (March 11-12) for a pair of mid-week series in March. The Noles will also face Jacksonville for two games, Stetson three times, with one game in DeLand, and a home game against Florida Gulf Coast.

The Seminoles, who have won seven consecutive ACC Atlantic Division titles, will once again compete in a 30-game conference schedule. With the addition of two new baseball schools to the league in Pittsburgh and Notre Dame (Syracuse does not sponsor baseball) in 2014, Florida State will play 10 of the 13 schools that will count toward the league standings.

A season after carrying one of its smallest graduating classes with three seniors, Florida State boasts one of its largest classes with seven seniors listed on the roster in 2014. This year's class includes redshirt seniors Justin Gonzalez and Gage Smith along with Brandon Johnson and Peter Miller, who have each been with the program all four years. Brett Knief, Ladson Montgomery and Casey Smit all joined the team as transfers in 2013.



Gonzalez will once again serve as team captain for the second straight year.

Martin on having Justin Gonzalez back for another year:

“I can't express to you how much his leadership means. Every day he comes out here, he reminds me a lot of Buster. Same guy, no matter if he goes 0-for-4 or if he makes an error, he wants the next groundball hit to him. He is not intimidated by any surroundings and yet the leadership is always there.”

Martin on his thoughts for the 2014 season:

“We have to be sure that we are patient. We have a very good baseball team but we can't start thinking that we are really, really good. There are a lot of things that happen in baseball. If you look at the professional league, there are a lot of good clubs that if they're not mentally strong they will finish fourth. There are a lot of good clubs that are really strong both mentally and physically and they will finish fourth. It is just the way the game is designed. I don't know what is going to happen. This team is very intelligent. We have great leadership. We are going to battle you all year long. Our goal is to get to the College World Series. We get to the College World Series our goal is to win it all. But we know we just got to stay grounded; we can't look at ourselves as anything other than a blue-collar team, a team that has to carry its lunch pail to work and get after it on a daily basis.”





SEMINOLE RETURNEES



10 JUSTIN GONZALEZ

INF, R-R, 6-3, 205, R-SR
Miami, Fla.
(Columbus HS)

ACCOLADES:

- * Team captain (2013 & 2014).
- * ACC All-Tournament Team (2012).
- * ACC Player of the Week (5/7/12).
- * Three-time member of the ACC Academic Honor Roll (2009-10, 2010-11, 2012-13).
- * Selected in the 2012 MLB Draft by the LA Dodgers (27th round, 836th overall pick).
- * Selected in the 2009 MLB Draft by the Houston Astros (46th round).
- * FSU Dean's List (Spring 2013).

GONZALEZ' CAREER HIGHS

At Bats:	6 vs. Stetson, 3/20/12
Runs:	4 vs. Hofstra, 2/28/10
Hits:	3 (7 Times)
RBI's:	6 vs. Texas A&M, 6/12/11
HRs:	2 (Twice)

2013: Started the first five games before suffering a season ending injury to his right hip...received a medical redshirt and earned a fifth year to compete in 2014...collected hits in all five games and posted a .278 batting average...three of his five hits went for extra bases with a triple and two home runs...

drove in five runs and scored five times...hit home runs against Rhode Island and Jacksonville...posted a perfect fielding percentage converting on all 16 attempts...extended hitting streak to a career-best 10 games, while extending his streak of reaching base to 12 straight games.


2012: Appeared in 61 games making 60 starts for the Seminoles in their run to the College World Series and a top four finish...hit .256 with 54 hits, 42 RBI and 42 runs scored...20 of his 54 hits went for extra bases including 11 doubles and nine home runs...finished second on the team in home runs...led the Seminoles with 13 stolen bases in 15 attempts...posted single-season career-highs in home runs, RBI and stolen bases...tied a career-high with two three-hit games – first coming against Virginia (3/17) and the other against Arizona in an elimination game at the College World Series...connected on two grand slams – the first two of his career – with the first coming in the series finale against Virginia Tech in the first inning...the second came in the third inning of the middle series at home versus Maryland...his two-run home run was the difference in a 3-2 victory at Wake Forest...was the first Seminole in 2012 to hit multiple HRs in a game connecting on two in the series opener against Miami – finished the series hitting .429...brought home the go-ahead run in a 1-1 ballgame in the top of the 10th inning with a single to left in leading FSU to a 2-1 game one victory over Georgia Tech...stole a season-high three bases in game one at Boston College...hit .300 in the ACC Tournament en route to earning All-Tournament accolades...finished the year hitting .267 in conference play with six home runs and 24 RBI...started all four games in Omaha and hit .412 with seven hits including two doubles and one home run...drove in a team-best five runs...recorded a hit in all four games – home run came in an elimination game against Stony Brook...finished the year with 17 multi-hit games and 11 multi-RBI performances...put together a consecutive games-started streak that lasted 105 games (all at shortstop) – streak came to an end in game one against Rhode Island.

2011: Started all 65 games at shortstop in leading FSU to the NCAA Super Regionals for the fourth year in a row...posted a .264 (61-for-231) batting average with 13 doubles, eight home runs, 40 RBI and 50 runs scored...recorded a team-high 14 hit-by-pitches and was 8-for-10 in stolen bases...opened the year with hits in his first six games and scored a run in his first eight games...tied a career-high with three hits three times...went a perfect 3-for-3 in the series finale against Hofstra, 3-for-4 in the series finale at Maryland and 3-for-4 at Virginia Tech...drove in a career-high six runs in a must-win game against Texas A&M in the NCAA Super Regionals...was 2-for-3 at the plate against the Aggies with a double, three-run home run and three runs scored...registered two hits on a pair of doubles in the game-clinching victory over Alabama in the NCAA Tallahassee Regional...finished the year with 17 multi-hit games – good for the sixth most on the team...posted a fielding percentage of .955 at shortstop committing just 12 errors in 266 fielding opportunities...played over the summer with the Hyannis Harbor Hawks of the Cape Cod League.

2010: Made an instant impact as the Seminoles starting second baseman through the first third of the season...appeared in 46 games and made 21 starts – 18 at second base – while batting .287 with 21 RBI...registered a single to left in his first collegiate at-bat on opening day against Georgia State...drove in multiple runs in his first three starts, slugging at a 1.300 rate...made his first start at second in the series finale against the Panthers, contributing a triple and a two-run homer...posted season-highs in at-bats (four), runs (four), hits (three) and RBI (four) in the series finale against Hofstra...started the final two games at second against the Pride and batted .500 for the series with six RBI...homered for the second time on the season in the opening game of the series against Georgia...hit .417 against the Bulldogs with four RBI and six runs scored...had three hits in the middle game of the Virginia series...started at DH in all three games against Wake Forest...doubled home a run in the ninth inning of game 2 at Clemson...made two plate appearances in the NCAA Tournament – one against Central Connecticut in the Norwich Regional opener and a second in the College World Series win over Florida...played summer ball with the Covington Lumberjacks of the Valley League.

HIGH SCHOOL: Played three seasons of varsity baseball at Christopher Columbus High School...earned Under Armour All-America honors in 2007...named a second team Preseason All-American infielder by Louisville Slugger in 2008...help lead Christopher Columbus to a spot in the 2009 6A state championship game...fell to Alonzo 4-3 in the finals...an Honor Roll student...drafted in the 46th round by the Houston Astros in the 2009 MLB Draft.

PERSONAL: Son of Robert and Dania Gonzalez...member of the 3.0 GPA Club at FSU (Fall 2009, Fall 2010)...majoring in sport management...born June 24, 1991.



GONZALEZ' CAREER STATS

Year	Avg	GP	GS	AB	R	H	2B	3B	HR	RBI	TB	SLG%	BB	HBP	SO	GDP	OB%	SF	SH	SB	ATT	PO	A	E	FLD%
2010	.287	46	21	94	24	27	4	2	2	21	41	.436	19	4	31	1	.424	1	2	2	2	37	66	6	.945
2011	.264	65	65	231	50	61	13	1	8	40	100	.433	31	14	74	4	.380	3	2	8	10	83	171	12	.955
2012	.256	61	60	211	42	54	11	0	9	42	92	.436	30	11	73	2	.374	2	2	13	15	74	157	25	.902
2013*	.278	5	5	18	5	5	0	1	2	5	13	.722	3	1	6	1	.409	0	0	0	0	11	5	0	1.000
TOTAL	.265	177	151	554	121	147	28	4	21	108	246	.444	83	30	184	8	.386	6	6	23	27	205	399	43	.934

* received a medical redshirt due to injury



17 CONFERENCE CHAMPIONSHIPS ~ 7 STRAIGHT ACC ATLANTIC DIVISION TITLES

SEMINOLE RETURNEES



51
BRANDON JOHNSON

LHP, L-L, 6-2, 205, SR
Tampa, Fla.
(Alonso HS)

ACCOLADES:

- * Three-time member of the ACC Academic Honor Roll (2010-11, 2011-12, 2012-13).
- * FSU Dean's List (Spring 2012, Fall 2012).

2013: Appeared in 15 games – all in relief – posting a 1-1 record with a 3.98 ERA in 20.1 innings of work... registered 13 strikeouts and eight walks while holding opponents to a .291 batting average on the year... threw a career-high 3.0 scoreless innings in the second game of the season against Rhode Island (2/16) to earn the win - gave up just one hit and one walk while striking out one...

JOHNSON'S CAREER HIGHS

Inn. Pitched:	3.0 vs. Rhode Island, 2/17/13
Hits:	5 vs. Maine, 3/9/11
Walks:	2 (3 Times)
Strikeouts:	2 (5 Times)

worked multiple innings in relief six times including in his first three outings out of the bullpen... opened the season not allowing an earned run in his first four appearances – a span covering 8.2 innings... tied a career-high with two strikeouts on four separate occasions... eight of his 13 strikeouts came against ACC competition as he struck out two against Georgia Tech twice (3/22 & 3/24) and at Virginia Tech (3/30)... threw 1.2 scoreless innings against the Yellow Jackets in two relief appearances allowing just one hit and no walks with four strikeouts... suffered his lone loss of the season at Maryland (3/15) giving up a run on one hit in 0.1 inning... threw 1.2 innings in the NCAA Tournament Regional opener against Savannah State (5/31) – allowed three hits and a walk but did not give up a run... played over the summer with the Alexandria Blue Anchors of the Northwoods League – went 1-0 with three saves and a 2.04 ERA in 17 games with 15 strikeouts in 22 innings of work.

2012: Made 16 appearances and was a reliable left handed option out of the Seminole bullpen... went 1-0 with a 2.87 ERA in 15.2 innings of work... recorded nine strikeouts and just two walks while holding opponents to a .189 average... worked at least 1.0 inning in 13 outings... threw a career-high 2.0 innings against NC State on May 17... earned his first career win after 1.1 innings of work against Stetson (3/20)... made his season debut in the series finale against Hofstra (2/19) on opening weekend... followed with a perfect ninth in facing the minimum in game 1 vs. FIU (2/24)... pitched 1.1 scoreless innings against Virginia in the ACC Tournament – allowed a hit and struck out one... recorded a career-high two strikeouts in an inning of work against Stanford in game one of the Tallahassee Super Regional... made two appearances at the College World Series pitching against Stony Brook and in the second game against Arizona... worked a scoreless inning against the Seawolves... played summer ball with the Alexandria Beetles of the Northwoods League.

2011: Appeared in three games in his first season at Florida State working a combined 2.0 innings over that span... made his collegiate debut in the middle game against Hofstra... threw a scoreless inning in relief as he issued a walk... pitched at Georgia and against Maine... registered his first collegiate strikeout against the Black Bears.

HIGH SCHOOL: Distinguished himself on and off the field in high school... went 5-1 on the mound as a senior with a 1.52 ERA, helping Alonso reach the 6A semi-finals... also batted .286 with three homers while playing first base... earned second team all-conference honors and was named to the Saladino All-Tournament team as a senior... helped his team to the 6A state championship as a junior... went to camp with the 16U USA Team as a sophomore in 2008... outstanding student who won the 2010 Chick-fil-A/Dick's Sporting Goods Scholar Athlete of the Year award... graduated in the top five percent of his class with a weighted 5.8 GPA... a member of the National Honor Society and a senior class officer... also earned Alonso Scholar Athlete of the Year awards in 2007 and 2008.

PERSONAL: Son of Sherman, Sr. and Brenda Johnson... brother Sherman, Jr. was the Seminoles' starting third baseman (2010-12) and was drafted in the 14th round by the LA Angels... also has a sister Kiara... earned a bachelor of science degree in computational science in the spring of 2013... currently pursuing a masters' degree in computational science... born March 18, 1992.



JOHNSON'S CAREER STATS

Year	ERA	W	L	App	GS	CG	SHO	CBO	SV	IP	H	R	ER	BB	SO	2B	3B	HR	BF	B/Avg	WP	HBP	BK	SFA	SHA
2011	18.00	0	0	3	0	0	0	0	0	2.0	5	4	4	3	1	1	0	0	14	.455	0	0	0	0	0
2012	2.87	1	0	16	0	0	0	1	0	15.2	10	5	5	2	9	1	0	1	57	.189	0	2	0	0	0
2013	3.98	1	1	15	0	0	0	1	0	20.1	23	11	9	8	13	2	1	0	93	.291	1	2	0	2	2
TOTAL	4.26	2	1	34	0	0	0	2	0	38.0	38	20	18	13	23	4	1	1	164	.266	1	4	0	2	2



SEMINOLE RETURNEES



25 BRETT KNIEF

OF, R-R, 6-1, 198, R-SR
Ramsey, N.J.
(Seminole State College)

2013: Appeared in 41 games with 21 starts – eight in right field, seven in center field and six in left field...batted .333 with five doubles and 14 RBI...scored 16 runs and drew 12 walks...hit a two-run double in the eighth to help FSU come from behind to beat Rhode Island (2/17)...came off the bench and knocked in three RBI against Villanova (3/1)...went 3-for-4 against Presbyterian (3/6) to mark his first multi-hit game as a Seminole...scored three runs on 2-for-3 hitting against Boston College (3/10)...was a home run short of the cycle against Duke (4/12) on 3-of-4 hitting with two RBI and two runs scored...hit his first career home run – a grand slam – in FSU’s regional clinching win against Troy (6/2)...had six multi-hit games and four multi-RBI games...finished the season on an eight game hitting streak.

KNIEF'S CAREER HIGHS

At Bats: 5 at Miami, 4/6/13
Runs: 3 vs. Boston College, 3/10/13
Hits: 3 (Twice)
RBIs: 4 vs. Troy, 6/2/13

UNIVERSITY OF NORTH CAROLINA:

Appeared in 25 games with six starts as a freshman in 2011...scored seven runs and drove in eight...finished the year with two stolen bases...appeared in 13 conference games with three starts as a designated hitter...batted .294 with four doubles and a .385 OBP against league foes.

SEMINOLE STATE COLLEGE OF FLORIDA:

Played centerfield at Seminole State College of Florida in 2012...finished the year batting .389 with 31 runs scored.

HIGH SCHOOL (Don Bosco Prep):


Four-year varsity letter-winner at Don Bosco Prep in New Jersey for football and baseball...earned Louisville Slugger All-America honors as a senior...earned honors of Northeast All-Region first team, All-State, All-North Jersey, All-County, and All-League in 2009...named the Bergen Record Athlete of the Year in 2009...led the team to the nation's No. 1 ranking and a state title in 2008...also starred at quarterback, leading Don Bosco to two state titles and a top-10 national ranking...All-State selection and Bergen Record Player of the Year as a senior in football...made his ESPN debut in 2008 when he led Don Bosco to a win over California power De La Salle...Honor Roll student with a 3.5 grade point average...played club ball with the South Florida Bandits.

PERSONAL:

Son of Karl and Cathi Knief...three siblings, Kris, Lexi and Ashley...sister Lexi plays softball at Penn State...member of the 3.0 GPA Club at FSU (Spring & Fall 2013)...majoring in interdisciplinary social science...born on August 8, 1990.

KNIEF'S CAREER STATS

Year	Avg	GP	GS	AB	R	H	2B	3B	HR	RBI	TB	SLG%	BB	HBP	SO	GDP	OB%	SF	SH	SB	ATT	PO	A	E	FLD%
2013	.333	41	21	87	16	29	5	2	1	14	41	.471	12	6	16	3	.435	3	4	1	2	35	0	1	.972
TOTAL	.333	41	21	87	16	29	5	2	1	14	41	.471	12	6	16	3	.435	3	4	1	2	35	0	1	.972





17 CONFERENCE CHAMPIONSHIPS ~ 7 STRAIGHT ACC ATLANTIC DIVISION TITLES

SEMINOLE RETURNEES



40
PETER MILLER

RHP/INF, R-R, 6-2, 195, SR
Lutz, Fla.
(Cambridge Christian HS)

ACCOLADES:

- * CoSIDA/Capital One Academic All-District IV First Team (2012).
- * Ranked as the seventh best prospect in the Florida Collegiate League by Baseball America (Fall 2011).
- * All-ACC Academic Team (2012, 2013).
- * FSU Dean's List (Fall 2010, Fall 2011, Fall 2012, Spring 2013, Fall 2013).
- * Three-time member of the ACC Academic Honor Roll (2010-11, 2011-12, 2012-13).
- * Selected in the 2013 MLB Draft by the LA Dodgers (16th round, 484th overall pick).

2013: Started 13 games and made one relief appearance during his junior season... posted a 6-2 record with a 3.55 ERA...scattered 28 runs – 23 earned – over 58.1 innings of work...registered 47 strikeouts and allowed 21 walks...set single-season career-highs in wins, innings pitched and strikeouts...was a member of the weekend rotation for the first half of the year...put together a 19.0 scoreless innings streak over four appearances against USF (2/24), Villanova (3/3), Boston College (3/10) and Maryland (3/17) as he went 3-0 over that stretch...set a new career-high in strikeouts with eight over 5.1 innings against Villanova (3/3)...went 6.0 innings or more in three straight starts – South Alabama (4/16), at Jacksonville (4/23) and at Stetson (5/7)...earned the win in all three of those starts and set a new career-high in innings pitched with 7.0 against Jacksonville...registered at least one strikeout in every appearance...came out of the bullpen to pitch 0.2 innings against Indiana (6/8) in the NCAA Super Regional...allowed only six walks over his final six appearances – a span of 24.2 innings.

MILLER'S CAREER HIGHS

Innings Pitched:	7.0 at Jacksonville, 4/23/13
Hits:	8 at Stetson, 5/7/13
Walks:	5 vs. FIU, 2/26/12
Strikeouts:	8 vs. Villanova, 3/3/13

2012: Made 10 starts with four relief appearances during his sophomore campaign... finished the year 5-2 with a 3.89 ERA...allowed just 18 earned runs in 41.2 innings of work while striking out 36...opened the season in the weekend rotation making his first career start against Hofstra...first career win came in his second start as he yielded just one hit in 5.0 scoreless innings against FIU...allowed just one run over a span of three starts against FIU, Maine and at Duke...picked up wins in all three of those starts as he worked 5.0 innings in each start...struck out a career-high five in three starts (Maine, Duke and Virginia Tech)...longest career start came on the road at Georgia Tech as he worked 6.0 innings in an 8-4 FSU victory...allowed just two runs on four hits as he walked one and struck out four against the Yellow Jackets...worked 4.1 scoreless innings in relief in game one of a doubleheader at Clemson... allowed just one hit and walked three while striking out two Tigers...threw a scoreless inning in relief versus Arizona in the second game against the Wildcats at the College World Series...played over the summer with the Hyannis Harbor Hawks of the Cape Cod League.

2011: Two-way player for Florida State...hit .571 collecting four hits in seven plate appearances...registered a double, scored a run and picked up three RBI... recorded an RBI double in his first collegiate at-bat in the season opener against VMI...followed with another base hit in the series finale against the Cadets...picked up an RBI on base hits against Hofstra and Maine...was perfect from the field in nine opportunities collecting six assists...made four appearances on the mound working a combined 3.1 innings allowing just one hit while recording a strike out...worked a season-high 1.0 inning twice including in his debut against VMI in the series finale...recorded his first strikeout in 0.2 innings against Wake Forest...threw 0.2 innings at Virginia as he did not allow a hit or run while issuing one walk.

HIGH SCHOOL: Enjoyed a stellar high school career, earning first team FSWA 1A All-State honors...started at shortstop when he wasn't on the mound...selected in the 38th round by the New York Mets in the 2010 MLB Draft...captured the Wade Boggs Award as a senior...winner of the Sunshine Classic Cy Young Award...lost in 1A state semifinal to Lake Worth Trinity Christian in 2010...team captain and proven winner, helping team to state runner-up finish in 2008 and 2009.

PERSONAL: Son of Jim and Janice Miller...one of five children, including Jonathan, Michael, Moriah and Nathaniel...is engaged to Juliet Sorbera...member of the 3.0 GPA Club at FSU (Spring 2011, Spring 2012)...majoring in criminology...born April 27, 1992.



MILLER'S CAREER STATS

Year	ERA	W	L	App	GS	CG	SHO	CBO	SV	IP	H	R	ER	BB	SO	2B	3B	HR	BF	B/Avg	WP	HBP	BK	SFA	SHA
2011	2.70	0	0	4	0	0	0	1	0	3.1	1	3	1	5	1	0	0	0	17	.091	3	1	0	0	0
2012	3.89	5	2	14	10	0	0	1	0	41.2	41	24	18	30	36	6	1	3	200	.252	8	5	1	1	0
2013	3.55	6	2	14	13	0	0	2	0	58.1	60	28	23	21	47	17	2	1	260	.265	4	7	1	4	2
TOTAL	3.66	11	4	32	23	0	0	4	0	103.1	102	55	42	56	84	23	3	4	477	.255	15	13	2	5	2



SEMINOLE RETURNEES



32 LADSON MONTGOMERY

C, L-R, 5-9, 185, SR
St. John's, Fla.
(Chipola Junior College)

2013: Appeared in 24 games in 2013... made three starts – two at catcher and one at designated hitter...batted .267 while drawing four walks on the year... was hit by a pitch and had a two-run single against USF (2/23)...started his first game of the year at catcher in the second game of a doubleheader against USF (2/24) and went 1-for-3 with an RBI double and a walk...started at designated hitter against Villanova (3/2) and went 0-for-1 with a walk...started at catcher against Stetson (3/19) and drew a walk...went 1-for-2 in game one of a doubleheader at Georgia Tech (3/22)...had hits in three straight games against Wake Forest (4/27 & 4/28) and Stetson (5/7)...had only one strikeout in 36 plate appearances.

MONTGOMERY'S CAREER HIGHS

At Bats:	3 (Twice)
Runs:	1 vs. USF, 2/23/13
Hits:	1 (8 Times)
RBIs:	2 vs. USF, 2/23/13

UNIVERSITY OF ALABAMA:

Appeared in nine games with four starts during his freshman campaign at Alabama... hit .188 with three hits – two of which went for doubles...scored four runs...finished the season perfect from the field in 36 chances.

CHIPOLA JUNIOR COLLEGE:

Played catcher for one season at Chipola Junior College...helped the Indians to a 2011 state title and a fifth place finish in the National Tournament...member of the Panhandle Conference Championship team...garnered second team All-Conference honors in 2012.

HIGH SCHOOL (Creekside HS):

Earned first team All-State (2009 & 2010) at Creekside High School...participated in the Junior Pan American Games and was a member of the U-16 U.S. National Team in 2008 and U-18 U.S. National Team in 2009...played on two gold medal-winning teams for Team USA Baseball in 2008 and 2009...earned St. John's County Player of the Year, Creekside High School Male Athlete of the Year and Creekside High School Offensive Player of the Year accolades all in 2009...capped the year by being named FCAC First-Team All-District V catcher.

PERSONAL:

Son of Ladson and Angie Montgomery...has three sisters, Amanda, Kelsie and Samantha...all of his sisters are accomplished gymnasts and brother-in-law, Troy Gar-side, played football at Georgia Tech...goes by the nickname "Laddy"...member of the 3.0 GPA Club at FSU (Fall 2013)...majoring in interdisciplinary social science... born March 2, 1992.

MONTGOMERY'S CAREER STATS

Year	Avg	GP	GS	AB	R	H	2B	3B	HR	RBI	TB	SLG%	BB	HBP	SO	GDP	OB%	SF	SH	SB	ATT	PO	A	E	FLD%
2013	.267	24	3	30	1	8	1	0	0	3	9	.300	4	2	1	0	.389	0	0	0	0	58	3	1	.984
TOTAL	.267	24	3	30	1	8	1	0	0	3	9	.300	4	2	1	0	.389	0	0	0	0	58	3	1	.984



43 CASEY SMIT

INF, L-R, 5-10, 170, SR
Tampa, Fla.
(College of Central Florida)

2013: Appeared in 45 games and made 25 starts – 19 at first base, three at second base and three more at third base... batted .299 and had 18 runs scored and 13 RBI on the season...drew two walks in his season debut against Rhode Island (2/17)...had a pinch-hit RBI single against Villanova (3/2)...finished the season batting .545 (6-for-11) as a pinch hitter...his six pinch hits were the most by a Seminole on the team...had seven multi-hit games on the season – including a stretch of three straight two-hit games against Virginia Tech (3/30-DH) and Florida Gulf Coast (4/2)...scored a career-high three runs against Florida Gulf Coast (4/2)...had a pinch-hit RBI double and scored the winning run as FSU came from behind for a 5-4 walk-off victory against UCF (5/5)...entered the game in the sixth inning as a defensive replacement at Stetson (5/7) and finished 2-for-2 from the plate with a run scored... knocked in two runs on 2-for-5 hitting against Virginia in the ACC Tourna-

SMIT'S CAREER HIGHS

At Bats:	5 (Twice)
Runs:	3 vs. Florida Gulf Coast, 4/2/13
Hits:	2 (7 Times)
RBIs:	2 (Twice)

ment...posted two RBI by way of two bases-loaded hit-by-pitches against Indiana in the NCAA Super Regional...reached base 52% of the time when leading off an inning (13-for-25).

COLLEGE OF CENTRAL FLORIDA:

Put together an impressive freshman season at the College of Central Florida in the spring of 2010 hitting .291 with 12 doubles in 46 games...played in 54 games in 2011 posting a .328 batting average with 27 RBI, 15 stolen bases and a .919 fielding percentage...represented the College of Central Florida in the FCCAA All-Star game where he notched a double and two singles...earned post season first team All-Mid-Florida Conference honors in 2011...was also named College of Central Florida's Baseball Player of the Year that same season.

HIGH SCHOOL (Alonso HS):

Four-year baseball player at Alonso High School...batted .444 with two home runs, nine doubles and 28 RBI in his final year...was named to the Hillsborough County's All-Western Conference American Division second team (2009)...participated in the Hillsborough County All-Star game (2009)...named class 4A Florida All-State Prep Baseball honorable mention (2009).

PERSONAL:

Son of Ed and Darlene Smit...member of the 3.0 GPA Club at FSU (Fall 2013)...majoring in criminology...goes by the nickname "Smitty"...born on January 5, 1991.

SMIT'S CAREER STATS

Year	Avg	GP	GS	AB	R	H	2B	3B	HR	RBI	TB	SLG%	BB	HBP	SO	GDP	OB%	SF	SH	SB	ATT	PO	A	E	FLD%
2013	.299	45	25	97	18	29	9	0	0	13	38	.392	14	6	15	4	.412	2	2	1	1	171	36	5	.976
TOTAL	.299	45	25	97	18	29	9	0	0	13	38	.392	14	6	15	4	.412	2	2	1	1	171	36	5	.976



17 CONFERENCE CHAMPIONSHIPS ~ 7 STRAIGHT ACC ATLANTIC DIVISION TITLES

SEMINOLE RETURNEES



19 GAGE SMITH

RHP, R-R, 6-2, 190, R-SR
Tallahassee, Fla.
(North Florida Christian HS)

ACCOLADES:

- * ACC Scholar-Athlete of the Year (2013).
- * Capital One Academic All-District IV First Team (2013).
- * FSU Dean's List (Fall 2009, Spring 2011, Fall 2012, Fall 2013).
- * FSU President's List (Fall 2011, Spring 2012, Spring 2013).
- * All-ACC Academic Team (2012, 2013).
- * ACC Academic Honor Roll (2010-11, 2011-12, 2012-13).
- * Recipient of the Golden Torch Award for the highest GPA on the baseball team (2011-12).

2013: Made a team-high 35 relief appearances which also led the ACC – second straight year he has led the league in this category...posted a record of 4-2, one save and a 2.41 ERA...recorded 32 strikeouts in 41.0 innings and allowed 15 earned runs and eight walks...one of only two pitchers, with a combined 8.2 innings, that had fewer walks on the season for Florida State...did not give up more than one walk in any appearance...held Rhode Island (2/17) scoreless in the top of the 10th and was credited with the win as FSU earned the extra-inning walk-off in the bottom of the frame...struck out the side in his 1.0 inning against Villanova (3/2) to help preserve the shutout...earned his second win of the season against Presbyterian (3/6) allowing only one run and two hits in 1.1 innings of relief...induced two double plays in 1.2 innings of work against Boston College (3/9) to record his only save of the season... posted a stretch of 22.2 innings – over 19 appearances – where he only gave up one earned run...earned a one-pitch win for the second straight year as he helped FSU beat Florida at the Baseball Grounds of Jacksonville...stopped a fifth-inning rally from Florida Gulf Coast (4/2) and pitched 2.1 innings giving up one hit and striking out two to get his fourth win of the season...threw a season-high 2.2 innings and struck out a career-high five batters against Wake Forest (4/27)...faced 13 batters in two appearances against Wake Forest and recorded seven strikeouts...made two appearances in the ACC tournament...threw 2.0 scoreless innings against Troy (6/2) to help FSU clinch the NCAA Tallahassee Regional...did not issue a walk over his final five appearances including games in the ACC Tournament as well as in NCAA Regional and Super Regional play.

2012: Appeared in 39 games to lead all Florida State pitchers...tied for the most appearances in the ACC...also tied for third-most appearances in a single season in FSU history...finished the year 5-0 with a 2.89 ERA in 53.0 innings of work...gave up 17 earned runs and issued 17 walks while striking out 32...helped preserve five of the seven shutouts posted by the Seminoles in 2012...allowed a run or less in 33 relief appearances...also collected three saves...made his collegiate debut on opening day against Hofstra (2/17) and worked a perfect eighth inning in facing the minimum... struck out the side in his next outing – an inning of work against Jacksonville (2/21)... appeared in both games at UCF entering in the eighth inning in each outing while facing the minimum both times...first career save came at Duke after working 1.2 scoreless innings in a 5-0 victory...two more saves against Stetson – one at home (3/20) and the other on the road (5/8)...threw just one pitch in the top of the eighth against Virginia (3/19) in the series finale to earn his first collegiate win...also collected victo-

ries in relief against Clemson, NC State, UAB and Stanford...posted career-highs in innings pitched (4.1) and strikeouts (4) in keeping the Hurricane bats silent in allowing FSU to stage a comeback, walk-off victory in 10 innings in the series finale...appeared twice in the Tallahassee Regional and worked 5.2 scoreless innings, scattering three hits and two walks, while striking out four...posted 3.2 innings in relief in game one against UAB to pick-up the victory...faced the minimum in 2.0 innings of work in the regional championship game against Samford...was the pitcher of record for the Seminoles in the Super Regional clinching victory over Stanford...pitched twice at the College World Series with both appearances coming against Arizona...threw a combined 4.0 scoreless innings against the Wildcats out in Omaha...finished the post-season 2-0 with a 2.25 ERA in five appearances with four strikeouts in 12.0 innings... played over the summer with the Hyannis Harbor Hawks of the Cape Cod League.

2011: Did not see action during his redshirt freshman campaign...played summer ball with the DeLand Suns of the Florida Collegiate Summer League.

2010: Received a redshirt in 2010.

HIGH SCHOOL: Played both baseball and golf at North Florida Christian... named team co-captain as a senior...earned second team All-Big Bend accolades following the 2009 season...finished his senior season hitting .400 en route to earning the Runmaker Award at NFC as awarded by the coaching staff...made 17 appearances on the mound recording 25 strikeouts in 24 innings of work...posted a 2-0 record and four saves with a 1.54 ERA...member of the 2009 First Academy Royal Rumble All-Tournament team...achieved Honor Roll accolades all four years at NFC...named 2009 FACA 2A All-Academic Player of the Year...involved in the Fellowship of Christian Athletes.

PERSONAL: Son of Clark and Penny Smith...full name is Malcolm Gage Smith...has one sister Olivia...uncle Jerry Smith played basketball for Florida State...majoring in management...born February 13, 1991.



SMITH'S CAREER STATS

Year	ERA	W	L	App	GS	CG	SHO	CBO	SV	IP	H	R	ER	BB	SO	2B	3B	HR	BF	B/Avg	WP	HBP	BK	SFA	SHA
2012	2.89	5	0	39	0	0	0	5	3	53.0	53	22	17	17	32	8	0	1	226	.261	3	3	0	0	3
2013	2.41	4	2	35	0	0	0	3	1	41.0	35	15	11	8	32	7	1	1	166	.233	1	3	0	0	5
TOTAL	2.68	9	2	74	0	0	0	8	4	94.0	88	37	28	25	64	15	1	2	392	.249	4	6	0	0	8



SEMINOLE RETURNEES



53 JOSE BRIZUELA

INF/OF, L-R, 6-0, 205, JR
Weston, Fla.
(Archbishop McCarthy HS)

ACCOLADES:

- * Tallahassee Regional All-Tournament Team (2013).
- * Drafted in the 46th round by the Cincinnati Reds in the 2011 MLB Draft.

2013: Played in and started 61 games at third base...finished third on the team and 19th in the ACC with a .324 batting average (70-for-216)...had 70 hits for the Seminoles, which ranked third on the team...finished with 44 RBIs and four home runs, along with getting hit five times and walking 34 times...posted a batting average of .392 with runners in scoring position...compiled a season-high 10-game hit streak from March 6 to March 20...collected hits in six straight at-bats against Duke at home on April 12-13...homered in both games of a doubleheader against the Blue Devils on April 13...finished the series vs. Duke going 9-for-11 with five RBIs, six runs scored, two doubles, two home runs and two base on balls...had a

BRIZUELA'S CAREER HIGHS

At Bats:	5 (14 Times)
Runs:	3 (Twice)
Hits:	3 (10 Times)
RBIs:	4 (3 Times)

season-high three hits in a game seven times, including all three games against Duke... led off the season with an opening day grand slam against Rhode Island on February 15 – the second straight year in which he hit a home run on opening day...matched his season-high of four RBIs vs. Boston College on March 10...had a season-high four walks against USF on February 23...in ACC play, led the team with a .333 batting average, was second with 36 hits and third with 23 RBIs...finished the season with a .422 on-base percentage and a .472 slugging percentage...batted .400 in the Tallahassee Regional en route to being named to the Tallahassee Regional All-Tournament team... closed out the NCAA Tournament with a .364 average in five games...played over the summer with the Brewster Whitecaps of the Cape Cod League – hit .328 in 20 games.

2012: Made the most appearances of any Seminole freshmen in 2012 playing in 66 games with 65 starts...a converted outfielder started 62 games in left field and three more at third base...hit .226 (50-for-221) in his first season with 12 doubles, two triples and two home runs...scored 34 times and registered 38 RBI...tied for third on the team with 11 multi-RBI games...stole six bases in 10 attempts while recording the second most total sacrifices with 10...spectacular start to his collegiate career hitting .400 on opening weekend against Hofstra finishing with a team-high eight RBI... hit a go ahead home run (two-run shot) in game one – first of his career, his two-run double in the fifth inning in game two tied the game at five and his two-run single in game three gave the Noles the lead for good...opened the year with a hit in his first five games – a season-high...recorded a career-high three hits three times in games against Stetson (3/21), Virginia Tech (3/30) and at Georgia Tech (4/7)...drove in a career-high four runs in game two against the Yellow Jackets as all four runs came on his first career grand slam in FSU's nine-run fifth inning en route to a 12-7 victory...drove in a run in all three games at Boston College...recorded a .267 batting average against league foes with seven doubles, two triples and a home run...finished with a .981 fielding percentage in ACC games...started all nine games in the NCAA Tournament including four at the College World Series...registered two hits and scored a run in the second game against Arizona (6/21) out in Omaha...finished with three outfield assists – tied for the second most on the team.

HIGH SCHOOL: Earned Collegiate Baseball High School first team All-America accolades as a multi-position player in 2011; named a third team High School All-American by Baseball America...in four years at Archbishop McCarthy High School, was a two-time All-State and All-County honoree; also garnered All-State honorable mention accolades...a two-time state champion at Archbishop McCarthy and helped lead his team to a National Championship his senior year...named team MVP and MVP of the playoffs in 2010 and 2011 as a junior and a senior...hit over .400 in all four years; recorded seven home runs, 41 RBI, 50 runs scored and 25 stolen bases as a senior.

PERSONAL: Son of Jorge and Allison Brizuela...majoring in international affairs... born August 31, 1992.



BRIZUELA'S CAREER STATS

Year	Avg	GP	GS	AB	R	H	2B	3B	HR	RBI	TB	SLG%	BB	HBP	SO	GDP	OB%	SF	SH	SB	ATT	PO	A	E	FLD%
2012	.226	66	65	221	34	50	12	2	2	38	72	.326	26	7	44	5	.322	4	6	6	10	109	8	5	.959
2013	.324	61	61	216	40	70	14	3	4	44	102	.472	34	5	39	3	.422	3	3	7	9	37	98	22	.860
TOTAL	.275	127	126	437	74	120	26	5	6	82	174	.398	60	12	83	8	.372	7	9	13	19	146	106	27	.903



17 CONFERENCE CHAMPIONSHIPS ~ 7 STRAIGHT ACC ATLANTIC DIVISION TITLES

SEMINOLE RETURNEES



2
JOSH DELPH

OF, L-L, 6-0, 195, JR
Bartow, Fla.
(Bartow HS)

ACCOLADES:

- * Tallahassee Regional All-Tournament Team (2012).
- * All-ACC Academic Team (2013).
- * ACC Academic Honor Roll (2011-12, 2012-13).
- * FSU President's List (Spring 2013).
- * FSU Dean's List (Spring 2012, Fall 2012, Fall 2013).

2013: Started in right field and batted leadoff in 34 games - saw action in a total of 40 games in 2013...missed 24 games midway through his sophomore campaign due to a viral infection - returned to action on May 7 at Stetson...finished the year with a .270 average with six doubles, 21 RBI and 32 runs scored...posted a .468 overall on-base percentage (.491 in ACC games) which was second on the team and just .001 behind team leader DJ Stewart...tied for fourth in walks (33) and tied for second in hit-by-pitches (11) despite playing 20 fewer games than most of the squad...had a career day from the plate against Presbyterian (3/6) going 4-for-5 with three runs scored and three RBI including a two-run home run to right field - his first home run as a Seminole...drew a career-high four walks against Boston College (3/8)...knocked in a career-high four RBI against Stetson (3/20)...registered multiple walks in eight games and multiple RBI in five games...had two outfield assists from right field...reached base in his final seven games of the season...hit .333 in the NCAA Super Regional against Indiana.

DELPH'S CAREER HIGHS

At Bats: 6 vs. Indiana, 6/9/13
Runs: 3 (Twice)
Hits: 4 vs. Presbyterian, 3/6/13
RBI's: 4 vs. Stetson, 3/20/13

2012: Led all Seminole freshmen with a .267 batting average recording 35 hits in 131 at-bats...finished with 10 doubles, 19 runs scored and 20 RBI...appeared in 59 games making 37 starts - 30 in right field, six as the designated hitter and one in left field...became an everyday starter following the series finale at Georgia Tech...hit .306 in league play with five doubles, 12 RBI and eight runs...scored three runs through the first four games...first collegiate at-bat came on opening day against Hofstra (2/17)...collected his first career RBI on a sac-bunt in the opening game against Maine (3/2) and earned his first collegiate hit in the series finale at Duke (3/11)...hitting a double to left to score two runs...finished with a season-high three hits twice - in game one of a doubleheader at Clemson (5/14) and in the Super Regional against Stanford (6/10)...drove in a career-high three runs in FSU's 6-2 victory over NC State (5/19)...put together a season-high six-game hitting streak halfway through the season...named to the Tallahassee Regional All-Tournament team after finishing the regional hitting .400 in three starts in right field...collected four hits and drove in two...hit .500 in the Super Regional against Stanford with four runs, two RBI...started all four games in right field at the College World Series...doubled and scored a run in the opening game against Arizona (6/15)...recorded a base hit against UCLA (6/19)...finished with a perfect fielding percentage converting on all 69 of his fielding attempts...recorded two outfield assists...played summer ball with the Peninsula Oilers of the Alaska Baseball League.

HIGH SCHOOL: Garnered All-County honors and was named team MVP at Bartow High School following his senior season...hit .428 with three home runs and 20 stolen bases as a senior...named Polk County Male Student-Athlete of the Year as a senior...Honor Roll student and graduated in the top 10 percent of his class in terms of GPA...member of the National Honor Society, Spanish Club, Anchor Club and Frisbee Club at Bartow High.

PERSONAL: Son of Tim and Patricia Delph...full name is Thomas Josh Delph...father played semi-pro baseball, while grandfather played college baseball...member of the 3.0 GPA Club at FSU (Fall 2011)...majoring in social science education...born November 9, 1992.



DELPH'S CAREER STATS

Year	Avg	GP	GS	AB	R	H	2B	3B	HR	RBI	TB	SLG%	BB	HBP	SO	GDP	OB%	SF	SH	SB	ATT	PO	A	E	FLD%
2012	.267	59	37	131	19	35	10	0	0	20	45	.344	12	5	36	5	.349	1	4	3	4	67	2	0	1.000
2013	.270	40	34	111	32	30	6	0	1	21	39	.351	33	11	15	0	.468	3	2	5	8	69	1	2	.972
TOTAL	.269	99	71	242	51	65	16	0	1	41	84	.347	45	16	51	5	.410	4	6	8	12	136	3	2	.986



SEMINOLE RETURNEES



33 BRYANT HOLTSMANN

LHP, R-L, 6-5, 210, JR
Albers, Ill.
(Breese Central HS)

ACCOLADES:

- * FSU Dean's List (Fall 2012, Spring 2013, Fall 2013).
- * ACC Academic Honor Roll (2012-13).

2013: Made 21 relief appearances and started one game in 2013...finished with a 3-0 record and a 4.00 ERA...posted 23 strikeouts in 36.0 innings...struck out two in 2.0 innings of work to help sustain a shutout against Villanova (3/2)...registered three strikeouts against Boston College (3/9)...pitched 2.1 scoreless innings of relief at Maryland (3/17) to get his first win of the season...posted career-highs in innings pitched (3.1) and strikeouts (5) against Georgia Tech (3/24)...retired five of the six batters he faced against Florida (3/26) as FSU went on to win 2-1 at the Baseball Grounds in Jacksonville...picked up the win at Virginia Tech (3/30) in pitching 2.1 innings without giving up a run...pitched a perfect inning of relief at Jacksonville (4/23)...made his first career start at Stetson (5/8) and earned the win in a controlled start...struck out two without giving up a hit or a run in 2.0 innings at North Carolina (5/20)...pitched 2.0 or more innings in 12 of 22 appearances on the season...struck out at least one batter in 14 of 22 appearances...played over the summer with the Hyannis Harbor Hawks of the Cape Cod League.

2012: Appeared in 24 games – all in relief – to lead all freshmen pitchers in his first season with the Seminoles...finished the year with a record of 2-0 and a 3.20 ERA...registered 17 strikeouts in 25.1 innings of work allowing just nine earned runs and nine walks...held opponents to a .242 batting average...of the 24 hits allowed only four

went for extra bases – all doubles...made his collegiate debut in the series finale against Hofstra (2/19) on opening weekend...worked a career-high 2.0 innings five times with the first coming against FIU (2/24) in his second outing of the season...also pitched 2.0 innings at Duke (3/11), vs. Miami (4/20), at Jacksonville (5/2) and against Maryland (5/6)...recorded a career-high three strikeouts twice – FIU (2/24) and Miami (4/20)...allowed a run in just six of his 24 relief appearances...finished the year allowing just two earned runs in 13.2 innings of work...picked up his first career win against Virginia (3/18) after working a scoreless inning in relief of a 4-3 FSU victory...helped preserve a shutout at Jacksonville to earn his second win of the season striking out two in 2.0 scoreless innings...was equally impressive in ACC play posting a 3.18 ERA over 11.1 innings in 10 appearances...pitched two scoreless innings at the College World Series...allowed a hit and struck out one against Stony Brook (6/17) and gave up two hits in the second meeting against Arizona (6/21)...played summer ball with the Anchorage Bucs of the Alaska Baseball League.

HOLTSMANN'S CAREER HIGHS

Inn. Pitched:	3.1 vs. Georgia Tech, 3/24/13
Hits:	5 at Stetson, 5/8/13
Walks:	4 vs. Wake Forest, 4/28/13
Strikeouts:	5 vs. Georgia Tech, 3/24/13

HIGH SCHOOL: Member of the baseball team all four years at Breese Central High School, also played two years of golf and a year of soccer...missed his entire senior season after undergoing Tommy John Surgery...as junior pitched in 14 games making nine starts while throwing four complete games...posted a record of 6-3 with a 1.77 ERA in 55.1 innings pitched as a junior with 88 strikeouts and 30 walks while limiting the opposition to a .152 batting average...named team MVP, garnered All-Area and All-Cahokia Conference first team pitcher honors as a junior...sophomore year posted a 2-3 record with a 3.20 ERA in 30.2 innings of work with 44 strikeouts en route to being named Team Most Improved...earned All-Area 1A-2A Outfield Honorable Mention and first team All-Cahokia Conference honors as an outfielder following his sophomore campaign.

PERSONAL: Son of Dennis and Cindy Holtmann...member of the 3.0 GPA Club at FSU (Spring 2012)...majoring in sport management...born February 5, 1993.

HOLTSMANN'S CAREER STATS

Year	ERA	W	L	App	GS	CG	SHO	CBO	SV	IP	H	R	ER	BB	SO	2B	3B	HR	BF	B/Avg	WP	HBP	BK	SFA	SHA
2012	3.20	2	0	24	0	0	0	2	0	25.1	24	10	9	9	17	4	0	0	115	.242	3	4	1	2	1
2013	4.00	3	0	22	1	0	0	2	0	36.0	31	16	16	19	23	6	0	1	160	.235	2	4	0	1	4
TOTAL	3.67	5	0	46	1	0	0	4	0	61.1	55	26	25	28	40	10	0	1	275	.238	5	8	1	3	5



28 LEE HOWARD

C, R-R, 6-0, 200, JR
Orange Park, Fla.
(Fleming Island HS)

ACCOLADES:

- * FSU Dean's List (Spring 2013, Fall 2013).
- * ACC Academic Honor Roll (2011-12, 2012-13).

2013: Appeared in nine games in 2013...recorded eight pinch-hit at-bats on the season collecting two walks – one each against Jacksonville (2/20) and another against Stetson (3/20)...finished the game in

HOWARD'S CAREER HIGHS

At Bats:	2 (3 Times)
Putouts:	5 vs. Stanford, 6/8/12
Assists:	1 vs. Miami, 4/20/12

right field against Duke (4/12) catching a fly ball for the final out in the ninth inning to end the game...played over the summer with the Columbia Blowfish of the Coastal Plain League – hit .261 in 19 games.

2012: Made 15 appearances in his first season at Florida State...served as the backup catcher to Stephen McGee...registered 12 at-bats earning his first collegiate plate appearance in the series finale against Hofstra (2/19) on opening weekend...tallied two at-bats three times in games against Maine (3/4), Maryland (5/5) and at Clemson (5/14)...recorded a season-high five putouts in game one against Stanford in the Tallahassee Super Regional...made his College World Series debut against Stony Brook in an elimination game...garnered a perfect fielding percentage in 13 attempts...played summer ball in 2012 with the Sanford River Rats of the Florida Collegiate League

HIGH SCHOOL: Played four years of baseball, three years of football and a year of basketball at Fleming Island High School...garnered first team All-County accolades in both baseball and football...named All-District in 2011 as a first team catcher...helped lead Fleming Island to two district championships in baseball, while reaching the Regional Finals in both baseball and football as a senior in 2011...earned A/B Honor Roll all four years of high school...member of the National Honor Society and graduated in the top 10 percent of his class.

PERSONAL: Son of Gene and Alethea Howard...member of the 3.0 GPA Club at FSU (Fall 2011, Fall 2012)...majoring in sport management...born December 8, 1992.

HOWARD'S CAREER STATS

Year	Avg	GP	GS	AB	R	H	2B	3B	HR	RBI	TB	SLG%	BB	HBP	SO	GDP	OB%	SF	SH	SB	ATT	PO	A	E	FLD%
2012	.000	15	0	12	0	0	0	0	0	0	0	.000	0	0	6	1	.000	0	0	0	0	12	1	0	1.000
2013	.000	9	0	8	0	0	0	0	0	0	0	.000	2	0	3	1	.200	0	0	0	0	1	0	0	1.000
TOTAL	.000	24	0	20	0	0	0	0	0	0	0	.000	2	0	9	2	.091	0	0	0	0	13	1	0	1.000



SEMINOLE RETURNEES



37
BRANDON LEIBRANDT

LHP, L-L, 6-4, 205, JR
Alpharetta, Ga.
(Marist School)

ACCOLADES:

- * Preseason All-American Third Team Collegiate Baseball (2013).
- * Freshman All-American First Team Baseball America (2012), Collegiate Baseball (2012) and Perfect Game (2012).
- * Tallahassee Regional All-Tournament Team (2012).
- * ACC Pitcher of the Week (3/11/13).
- * All-ACC Academic Team (2012, 2013).
- * ACC Academic Honor Roll (2011-12, 2012-13).
- * Drafted in the 48th round by the Tampa Bay Rays in the 2011 MLB Draft.

2013: Member of the weekend rotation for all of 2013...made 16 starts and posted a 10-4 record with a 3.44 ERA...tossed 89.0 innings, allowing 34 earned runs and 30 walks while recording 77 strikeouts...joined Scott Sitz with 10 wins and became the first pair of Seminole pitchers to record 10 wins in the same season since 2008 (Matt Fairrel and Ryan Strauss)...earned the win in his first four appearances as FSU defeated Rhode Island (2/15), USF (2/23), Villanova (3/1) and Boston College (3/8) by a combined score of 52-13...had a no-hitter broken up with one out in the eighth inning against Boston College (3/8) – one-hit the Eagles over 8.0 innings of work...tossed the only complete game for FSU in 2013 – and the first since 2011 – in a 2-0 loss at Virginia (4/20)...struck out seven in 8.0 innings of work against the Cavaliers as both runs he allowed were unearned...worked 5.0 innings or more in 13 starts...tied a career-high 8.0 innings three times – Boston College (3/8), at Virginia (4/20) and at NC State (5/12)...was the first Seminole pitcher to record double-digit strikeouts in 2013 with his 7.0 inning, 10 strikeout performance against Duke (4/13)...was the pitcher of record in the regional-clinching win over Troy in the NCAA Tallahassee Regional...finished the season with 13 pick-offs – most in a single-season dating back to 1996...his 17 career pick-offs are the most by a Seminole also dating back to 1996...recorded a pick-off in 10 of 16 starts – including two each against Duke (4/13), Virginia (4/20) and UCF (5/4)...allowed an earned run or less in seven of his 16 starts including six of his last eight to close out the 2013 season...went three starts in which he did not issue a walk – Georgia Tech (3/22), Duke (4/13) and at NC State (5/17)...played over the summer with the Brewster Whitecaps of the Cape Cod League – went 2-1 with a 3.00 ERA in five starts.

2012: Pitched in the weekend rotation the entire 2012 season combining with fellow freshman teammate Mike Compton for 20 of Florida State's 50 wins...posted an 8-3 record with a 2.82 ERA in 19 starts in his first season...registered a team-best 99.0 innings and 83 strikeouts...allowed only 31 earned run and 29 walks while limiting the opposition to a .243 average...finished the season ranked in the ACC in games started (1st), wins (4th), innings pitched (4th), strikeouts (9th) and ERA (10th)...tied for the third most starts in the nation...earned the start against Hofstra (2/17) to begin the season becoming the first freshman in Seminole Baseball history to earn a start on opening day...served as the Friday night starter all season long...first career win came on opening day limiting the Pride to just one run on three hits in 5.0 innings...worked 5.0 innings or more in 14 starts...limited opponents to three hits or less in games he worked 5.0 or more innings six times...best outing of the season came against Samford (6/2) in the Tallahassee Regional posting career-highs for innings

pitched (8.0) and strikeouts (10)...the only Seminole to record double-digit strikeouts in a game in 2012 - retired 23 of the last 24 batters that he faced including the last 15 in a row...did not issue a walk against Samford...was named to the Tallahassee Regional All-Tournament team for his outstanding performance...limited Stanford to just one run on six hits in 6.0 innings of work in game one of the Tallahassee Super Regional...made two starts at the College World Series both coming against Arizona...recorded 10 starts in which he issued one or no walks – did not allow a walk to Rhode Island (4/27), Samford (6/2) and Arizona (6/15)...had five starts in which he did not allow a run – Maine (3/2), Virginia Tech (3/30), at Georgia Tech (4/6), Maryland (5/5) and Samford (6/2) – went 4-0 in those five starts as he did not factor in the decision against the Yellow Jackets...Florida State was 14-5 in games that Leibrandt started.

LEIBRANDT'S CAREER HIGHS

Inn. Pitched:	8.0 (4 Times)
Hits:	10 vs. Rhode Island, 4/27/12
Walks:	5 at Virginia Tech, 3/29/13
Strikeouts:	10 (Twice)

HIGH SCHOOL: Earned Baseball America High School third team All-America accolades in 2011, garnered ESPN Rise first team honors and was named the Braves 400 Club Player of the Year...helped lead Marist to back-to-back 4A Georgia state championships in 2010 and 2011...named team captain as a senior...posted a perfect 13-0 record as a senior with a 0.71 ERA in 79.0 innings pitched with 120 strikeouts and just 11 walks...went 8-2 on the mound with a 2.69 ERA following his junior season throwing 54 innings with 55 strikeouts and 17 walks...member of Fellowship of Christian Athletes.

PERSONAL: Son of Charlie and Corinne Leibrandt...father is a retired MLB pitcher and brother Brodie plays baseball at Columbus State...member of the 3.0 GPA Club at FSU (Fall 2011, Fall 2012, Spring 2013, Fall 2013)...majoring in sport management...born December 13, 1992.



LEIBRANDT'S CAREER STATS

Year	ERA	W	L	App	GS	CG	SHO	CBO	SV	IP	H	R	ER	BB	SO	2B	3B	HR	BF	B/Avg	WP	HBP	BK	SFA	SHA
2012	2.82	8	3	19	19	0	0	1	0	99.0	89	41	31	29	83	20	0	4	413	.243	4	5	0	3	8
2013	3.44	10	4	16	16	1	0	1	0	89.0	89	40	34	30	77	16	2	7	375	.267	3	4	0	1	7
TOTAL	3.11	18	7	35	35	1	0	2	0	188.0	178	81	65	59	160	36	2	11	788	.254	7	9	0	4	15



SEMINOLE RETURNEES



3

JOHN NOGOWSKI

1B, R-L, 6-1, 210, JR
Tallahassee, Fla.

(North Florida Christian HS)

2013: Played in 58 games with 45 starts – all at first base – in his sophomore season... split time with Casey Smit at the position...posted a .277 average with 11 doubles, two triples and two home runs...knocked in 33 RBI and recorded 27 walks...batted .316 (25-for-79) in ACC play with six doubles and 12 RBI...tied for second on the team with 11 HBP as FSU set a new program record with 104 HBP...amassed a 26-game streak of reaching base which spanned from March 26 until May 18...batted .600 (6-for-10) with three doubles, three runs scored and five RBI in the series against Villanova (3/1-3/3)... had a bases-clearing three-run triple against Stetson (3/20)...went 4-for-8 with three RBI from the plate in the series against Duke (4/12-4/13)...hit a triple and a home run with three RBI in an NCAA Regional game against Troy (6/1)...homed in the eighth inning against Indiana (6/8) in the first game of the NCAA Super Regional...three of his four hits in the postseason were extra-base hits... had nine multi-hit games – including two three-hit games against Villanova (3/2) and Duke (4/13)...registered seven multi-RBI games with a season-high four against Villanova (3/2)...had only two errors in 408 fielding chances at first base to finish the season with an impressive .995 fielding percentage...had an outstanding summer as he was named Player of the Year of the Perfect Game Collegiate Baseball Summer League - led the league with a .497 on-base percentage and finished among the PGCBL's top five in six other offensive categories

NOGOWSKI'S CAREER HIGHS

At Bats:	5 (9 Times)
Runs:	3 vs. Indiana, 6/8/13
Hits:	3 (4 Times)
RBI:	4 vs. Villanova, 3/1/13

including batting average (.365), slugging percentage (.534), total bases (79), walks (29), doubles (14) and hit-by-pitches (10)...helped lead the Amsterdam Mohawks to the PGCBL championship title.

2012: Made 53 appearances with 36 starts in his first season at Florida State...34 starts came as the Seminole designated hitter and two more at first base... finished the season hitting .250 (35-for-140) with five doubles and two home runs...tallied 23 RBI and scored 21 times...earned his first career start on opening day against Hofstra (2/17)... picked up his first collegiate hit and RBI in game two against the Pride (2/18)...first career home run came in the series finale against Hofstra (2/19) hammering a solo shot to open the bottom of the sixth...drove in a career-high three runs on a 2-for-4 performance against Jacksonville (2/21)...tallied two three-hit games – a season-high – in game two of a doubleheader against Maine (3/4) and in game two of a doubleheader at Clemson (5/14)...finished the Clemson series hitting .500 with a double and two runs scored...second home run of the season came at Georgia Tech (4/7) as he homered in the nine-run fifth inning to lead FSU to a come-from-behind victory over the Jackets in game two...drove in three runs in two games against Miami...singled home two runs in the eighth inning of game 2 (4/21) and provided a pinch hit RBI single with two-outs in the series finale against the Hurricanes (4/22)...earned his first start at first base against North Georgia – second start came in the ACC Tournament against Virginia...made two plate appearances at the College World Series picking up a hit and stolen base against Stony Brook (6/17) in an elimination game...finished the year with nine multi-hit games...posted a .972 fielding percentage committing just one error in 36 attempts.

HIGH SCHOOL: Helped lead North Florida Christian to state titles as an eighth grader in 2007 and as a senior in 2011; finished as state runner-up following his freshman campaign...a three-time first team All-State honoree as a sophomore, junior and senior...named 2A Player of the Year twice at NFC...hit .530 with 12 home runs and 40 RBIs as a senior...also played basketball at NFC for five years scoring 1,000 career points...member of the Key Club.

PERSONAL: Son of John and Liz Nogowski...member of the 3.0 GPA Club at FSU (Fall 2013)...majoring in political science...born January 5, 1993.



NOGOWSKI'S CAREER STATS

Year	Avg	GP	GS	AB	R	H	2B	3B	HR	RBI	TB	SLG%	BB	HBP	SO	GDP	OB%	SF	SH	SB	ATT	PO	A	E	FLD%
2012	.250	53	36	140	21	35	5	0	2	23	46	.329	21	4	26	5	.361	1	1	2	5	33	2	1	.972
2013	.277	58	45	159	36	44	11	2	2	33	65	.409	27	11	27	6	.412	2	3	2	4	363	43	2	.995
TOTAL	.264	111	81	299	57	79	16	2	4	56	111	.371	48	15	53	11	.389	3	4	4	9	396	45	3	.993



17 CONFERENCE CHAMPIONSHIPS ~ 7 STRAIGHT ACC ATLANTIC DIVISION TITLES

SEMINOLE RETURNEES



5 BILLY STRODE

LHP, L-L, 6-1, 185, JR
Parkland, Fla.
(Indian River State College)

ACCOLADES:

- * FSU Dean's List (Spring 2013, Fall 2013).
- * ACC Academic Honor Roll (2012-13).

2013: Made 20 appearances, including three starts, in 2013...finished with a 1-0 record with one save and a 2.43 ERA...posted 33 strikeouts in 37.0 innings...allowed only one hit and struck out two over 2.0 innings in his FSU debut against Rhode Island (2/17)...made his first career start against Presbyterian (3/6) going 1.2 inning without earning a decision...earned his first career win against Stetson (3/20) and posted career-highs in innings pitched (6.0) and strikeouts (9)...registered four strikeouts in 3.0 scoreless innings in the second game of a doubleheader against Duke (4/13)...did not give up a run in any of his first nine relief appearances – a span that covered 13.1 innings...pitched 4.0 scoreless innings to finish the game against Clemson (5/18) to earn his first career save...limited opposing batters to a .140 average (6-for-43) with two outs...finished the season allowing only three walks over his final 18.1 innings pitched...played over the summer with the Peninsula Oilers of the Alaska Baseball League.

STRODE'S CAREER HIGHS

Inn. Pitched: 6.0 vs. Stetson, 3/20/13
Hits: 5 at Stetson, 5/7/13
Walks: 2 (Twice)
Strikeouts: 9 vs. Stetson, 3/20/13

INDIAN RIVER STATE COLLEGE:

Went 6-4 on the mound with a 0.35 ERA in his first season at Indian River State College in 2012...worked 77.1 innings, allowing just three earned runs and six hits as he posted 71 strikeouts and 21 walks.

HIGH SCHOOL: (American Heritage High School):

Earned first team All-State and first team All-County honors in 2009-11...chosen as the Connie Mack Pitcher of the Game during the 2011 Connie Mack World Series...posted an undefeated record on the mound as a senior in 2011 going 11-0.

PERSONAL:

Son of David and Jodi Strode...two sisters, Kristin and Lauren...full name is William Strode...member of the 3.0 GPA Club at FSU (Fall 2012)...majoring in sport management...born on August 10, 1992.



STRODE'S CAREER STATS

Year	ERA	W	L	App	GS	CG	SHO	CBO	SV	IP	H	R	ER	BB	SO	2B	3B	HR	BF	B/Avg	WP	HBP	BK	SFA	SHA
2013	2.43	1	0	20	3	0	0	1	1	37.0	30	12	10	8	33	7	0	0	150	.217	1	2	0	0	1
TOTAL	2.43	1	0	20	3	0	0	1	1	37.0	30	12	10	8	33	7	0	0	150	.217	1	2	0	0	1





SEMINOLE RETURNEES



7 LUKE WEAVER

RHP, R-R, 6-2, 170, JR
DeLand, Fla.
(DeLand HS)

ACCOLADES:

- * 2014 Preseason All-American - Baseball America (1st), Collegiate Baseball (2nd), Perfect Game (2nd), NCBWA (3rd).
- * All-ACC Second Team (2013).
- * Tallahassee Regional All-Tournament Most Outstanding Player (2013) & All-Tournament Team (2013).
- * FSU Dean's List (Fall 2013).
- * ACC Academic Honor Roll (2011-12, 2012-13).
- * Member of U.S. Collegiate Baseball National Team (Summer 2013).
- * Drafted in the 19th round by the Toronto Blue Jays in the 2011 MLB Draft.

2013: Started 15 games and appeared in two others...went 7-2 with a 2.29 ERA over 98.1 innings pitched...held opponents to a .221 batting average...ranked 11th nationally in strikeouts (119) and strikeouts per nine innings (10.89)...also 13th nationally in strikeout-to-walk ratio (6.26)...ranked third in the ACC in strikeouts, sixth in ERA and seventh in innings pitched and opponent's batting average (.221)...named the Most Outstanding Player of the Tallahassee Regional after throwing a career-high eight innings and posting a career-high 14 strikeouts as he allowed only four hits and no walks vs. Troy in an 11-0 win on June 1...the 14 strikeouts were the most by a Seminole pitcher since Tyler Chambliss recorded 15 vs. Maryland on March 11, 2006...two of his first three appearances on the year were in relief, pitching an inning each vs. Rhode Island (2/15) and Villanova (3/1)...made five mid-week starts for the Seminoles posting wins against Jacksonville (2/20), Presbyterian (3/5) and at Florida (3/12)...against the Gators, went 6.1 innings, allowing one run (unearned) and three hits that lowered his ERA to 0.44 at the time...also had a no decision against the Gators in Jacksonville on March 26, pitching 6.0 innings, allowing one earned run on three hits while striking out nine in a game the Seminoles eventually won 2-1...made his first weekend start at Miami on April 5...in back-to-back starts against Wake Forest (4/26) and UCF (5/3), went 7.0 innings with nine strikeouts and no earned runs in each...worked 6.0 innings or more in 13 of 15 starts, including in each of his final seven starts...over his last seven starts, struck out at least eight batters in six outings...threw 90 or more pitches in each of his last 13 starts, including over 100 in seven and topping out at 115 vs. Troy on June 1...struck out at least nine batters in seven starts on the year...the Seminoles were 13-4 in games he pitched and 11-4 in games he started...made five starts for the U.S. Collegiate National Team over the summer...went 0-0 with a 2.14 ERA in 21.0 innings of work...allowed five earned runs on 20 hits as he walked five and struck out 17.

WEAVER'S CAREER HIGHS

Inn. Pitched:	8.0 vs. Troy, 6/1/13
Hits:	8 (Twice)
Walks:	4 vs. Jacksonville, 2/21/12
Strikeouts:	14 vs. Troy, 6/1/13

2012: Appeared in 16 games on the mound making six starts in his first season at Florida State...went 1-0 with one save and a 5.93 ERA...registered 40 strikeouts in 41.0 innings of work...made his first collegiate appearance and start against Jacksonville (2/21) but did not factor into the decision...first career win came against Stetson (3/21) in what was his best performance of the season...allowed just one unearned

run on four hits as he walked one and struck out four over a career-high 7.0 innings in leading FSU to a 9-1 victory over the Hatters...first relief appearance of 0.2 innings came against Florida (3/27) in Jacksonville...tied a career-high with five strikeouts twice - first coming against Florida (4/10) in 2.2 innings and second against NC State (5/19)...earned two starts in ACC play - vs. Maryland and at Clemson...start against Maryland was his first collegiate start in the weekend rotation - did not factor into the decision working 3.0 plus innings allowing three runs, two earned, on four hits...longest relief outing covered 3.0 innings performed four times - at Boston College (4/15), Miami (4/21), NC State (5/19) and Arizona (6/21)...worked 3.0 scoreless innings in the series finale against NC State (5/19) allowing just one hit and tied a career-high with five strikeouts en route to earning his first career save...made his College World Series debut in the second game against Arizona...allowed three runs on five hits as he struck out two in 3.0 innings against the Wildcats...played summer ball with the Brewster Whitecaps of the Cape Cod League.

HIGH SCHOOL: Earned second team Rawlings All-America and first team All-State honors as a senior...garnered first team All-Area accolades following both his sophomore and junior seasons...posted a 3-1 record with a 1.36 ERA as a sophomore at DeLand High School, followed with a 4-2 record and a 1.42 ERA as a junior...drafted in the 19th round by the Toronto Blue Jays in the 2011 MLB Draft.

PERSONAL: Son of Mark and Merry Weaver...mom is an alum of Florida State...member of the 3.0 GPA Club at FSU (Spring 2012, Fall 2012)...majoring in sport management...born August 21, 1993.



WEAVER'S CAREER STATS

Year	ERA	W	L	App	GS	CG	SHO	CBO	SV	IP	H	R	ER	BB	SO	2B	3B	HR	BF	B/Avg	WP	HBP	BK	SFA	SHA
2012	5.93	1	0	16	6	0	0	1	1	41.0	41	31	27	21	40	6	0	6	184	.263	1	4	0	2	1
2013	2.29	7	2	17	15	0	0	1	0	98.1	78	26	25	19	119	8	1	5	378	.221	5	3	1	1	2
TOTAL	3.36	8	2	33	21	0	0	2	1	139.1	119	57	52	40	159	14	1	11	562	.234	6	7	1	3	3



17 CONFERENCE CHAMPIONSHIPS ~ 7 STRAIGHT ACC ATLANTIC DIVISION TITLES

SEMINOLE RETURNEES



17 MIKE COMPTON

RHP, R-R, 6-2, 195, R-SO
Branson, Mo.
(Branson HS)

ACCOLADES:

- * Preseason All-American Third Team Collegiate Baseball (2013) and NCBWA (2013).
- * Freshman All-American First Team Collegiate Baseball (2012) and NCBWA (2012).
- * Freshman All-American Second Team Baseball America (2012) and Perfect Game (2012).
- * All-ACC Second Team (2012).
- * All-ACC Academic Team (2012).
- * ACC Academic Honor Roll (2011-12, 2012-13).
- * FSU's President's List (Spring 2013).
- * FSU Dean's List (Fall 2011, Spring 2012, Fall 2012, Fall 2013).

2013: Received a medical redshirt after missing the entire 2013 season after undergoing Tommy John surgery to his right elbow.

2012: Pitched in the weekend rotation the entire 2012 season combining with fellow freshman teammate Brandon Leibrandt for 20 of Florida State's 50 wins...posted a 12-2 record with a 2.87 ERA in 18 starts in his first season...tied the Florida State school record for wins by a freshman with his victory against Stony Brook in the CWS - fourth freshman pitcher all-time at FSU to reach 12 wins joining Sean Gilmartin (2009), Ray Revak (1984) and Doug Little (1983)...finished the season tied for the second most wins nationally while leading all freshmen


COMPTON'S CAREER HIGHS

Inn. Pitched: 7.2 vs. Virginia Tech, 3/31/12
Hits: 11 vs. Stanford, 6/10/12
Walks: 3 (3 Times)
Strikeouts: 8 vs. Virginia Tech, 3/31/12

in that category...was the first 10-game winner in the ACC in 2012 and closed out the year as the only player in the league to reach double-digit victories...ranked in the top 10 in the ACC in wins (1st), games started (2nd) and innings pitched (10th)...also finished 13th in the league in ERA en route to earning second team all-conference honors...concluded his freshman campaign with 64 strikeouts in 91.0 innings of work while holding opponents to a .260 batting average...allowed two earned runs or less in 16 of his 18 starts, while yielding no runs three times...first collegiate start and win came against Hofstra (2/19) working 5.0 innings allowing two runs on four hits as he struck out three...posted career-highs in innings pitched (7.2) and strikeouts (8) in a 2-1 victory over Virginia Tech (3/31)...did not allow a run in wins over FIU (2/25), at Duke (3/10) and Rhode Island (4/28)...allowed three hits or less in five starts and just two hits in at least six innings of work twice - FIU (2/25) and Rhode Island (4/28)...made three starts in the NCAA Tournament and picked up wins against Samford (6/3) and Stony Brook (6/17)...worked 6.0 innings in both outings and allowed just two runs...was the pitcher of record in FSU's 5-2 victory over Samford to clinch the Tallahassee Regional...helped Florida State stave off elimination in Omaha as he led the Seminoles to a 12-2 victory over Stony Brook in the College World Series.

HIGH SCHOOL: Over his four years at Branson High School, posted a record of 21-7 with two saves and a 1.40 ERA in 195 innings of work...registered a school record 243 strikeouts, while issuing just 28 walks in four seasons...named Central Ozark Conference Player of the Year as a junior; garnered COC 1st team pitcher honors in back-to-back seasons as a junior and senior...earned first team pitcher All-State accolades as a junior, followed with All-State Honorable Mention honors after his senior...an Honor Roll student at Branson HS graduating with a 4.2 GPA; member of the National Honor Society.

PERSONAL: Son of Mike and Jannine Compton...majoring in applied economics...born November 5, 1992.



COMPTON'S CAREER STATS

Year	ERA	W	L	App	GS	CG	SHO	CBO	SV	IP	H	R	ER	BB	SO	2B	3B	HR	BF	B/Avg	WP	HBP	BK	SFA	SHA	
2012	2.87	12	2	18	18	0	0	2	0	91.0	89	35	29	28	64	15	2	4	383	.260	0	8	1	1	4	
2013																										
Redshirt Season																										
TOTAL	2.87	12	2	18	18	0	0	2	0	91.0	89	35	29	28	64	15	2	4	383	.260	0	8	1	1	4	



SEMINOLE RETURNEES



36 KENNY BURKHEAD

RHP, L-R, 6-0, 195, SO
Deltona, Fla.
(Trinity Christian Academy)

ACCOLADES:

* ACC Academic Honor Roll (2012-13).

2013: Made seven relief appearances on the season...went 0-0 with a 7.04 ERA over 7.2 innings...made his collegiate debut against USF (2/24) and pitched a scoreless inning in relief...worked a season-high 2.0 innings against Georgia Tech (3/22)...made his first road appearance at Virginia Tech (3/30) allowing only one hit in 1.0 inning of work...registered his first strikeout in finishing game one of a doubleheader at Vir-

ginia (4/20)...pitched the final inning at Stetson (5/7) and struck out two of the three batters he faced, setting a new career-high...played over the summer with the Sanford River Rats of the Florida Collegiate League – was named an All-Star after posting a 3-3 record and one save with a 3.52 ERA in 12 appearances.

BURKHEAD'S CAREER HIGHS

Inn. Pitched:	2.0 v Georgia Tech, 3/22/13
Hits:	4 v Georgia Tech, 3/22/13
Walks:	4 v Georgia Tech, 3/22/13
Strikeouts:	2 at Stetson, 5/7/13

HIGH SCHOOL:

Played four years of baseball at Trinity Christian Academy in Deltona, Fla...member of the 2009, 2010 and 2012 FHSAA State Championship team...ranked No. 383 in the 2012 Perfect Game national rankings.

PERSONAL:

Son of Duane and Brenda Burkhead...two siblings, Kyle and Tiffany...full name is Kenneth Burkhead...member of the 3.0 GPA Club at FSU (Spring 2013, Fall 2013)...majoring in sport management...born on July 8, 1994.

BURKHEAD'S CAREER STATS

Year	ERA	W	L	App	GS	CG	SHO	CBO	SV	IP	H	R	ER	BB	SO	2B	3B	HR	BF	B/Avg	WP	HBP	BK	SFA	SHA
2013	7.04	0	0	7	0	0	0	1	0	7.2	9	6	6	6	6	6	0	1	37	.290	0	0	0	0	0
TOTAL	7.04	0	0	7	0	0	0	1	0	7.2	9	6	6	6	6	6	0	1	37	.290	0	0	0	0	0



12 JOHN SANSONE

INF, R-R, 5-11, 200, SO
New Castle, Pa.
(Neshannock HS)

ACCOLADES:

* Drafted in the 39th round of the 2012 MLB draft by the Detroit Tigers.

2013: Appeared in 63 games making 61 starts at second base during his freshman season...batted .233 (45-for-193) with 11 doubles and 36 runs scored... hit two home runs and drove in 32 RBI...led the team with 13 hit-by-pitches – with two HBPs coming in games at Maryland (3/17) and against UCF (5/4)...opened the season reaching base in 14 straight games...reached base in six of seven plate appearances and scored four runs against Villanova (3/2) by way of three walks, two hits and a hit-by-pitch...was a perfect 2-for-2 from the plate with two walks while crushing his first collegiate home run – a two-run shot – against Florida Gulf Coast (4/2)...set a career-high in hits (3), including one each in the eighth and ninth innings, as FSU came from behind to beat Miami (4/5)...had three more three-hit games on the season – Duke (4/12), at Jacksonville (4/23) and Wake Forest (4/28)...blasted his second home run of the season in the second inning as FSU secured a 12-3 road win at NC State (5/12)...scored two runs and hit a double in the NCAA Regional championship game against Troy (6/2)...finished with 33 walks, which was tied for the fourth-best on the team – including seven multi-walk games...played over the summer with the Amsterdam Mohawks of the Perfect Game Collegiate Baseball League helping lead the Mohawks to a league championship.

SANSONE'S CAREER HIGHS

At Bats:	5 (5 Times)
Runs:	4 vs. Villanova, 3/1/13
Hits:	3 (4 Times)
RBI:	4 vs. Duke, 4/12/13

HIGH SCHOOL:

A four-year baseball and basketball varsity letter-winner and a one-year letter-winner in football at Neshannock High School...hit 22 career home runs...batted .661 as a junior and .597 (40 for 57) with 40 RBI, 34 runs scored, 12 doubles, six triples and seven home runs in his final year...earned All-State Pittsburgh Player of the Year honors as a senior...WPIAL Class A Player of the Year as a junior...member of section 3-A and WPIAL Class A championship teams...recipient of County Athlete of the Year accolades his senior year...garnered ESPN Rise Magazine honors...scored 915 career basketball points and earned All-Section honors...played quarterback and scored 10 touchdowns as a member of the football team.

PERSONAL:

Son of John and Mirella Sansone...has two twin sisters, Lina and Maria...goes by the nickname "Soni"... member of the 3.0 GPA Club at FSU (Fall 2012, Fall 2013)...majoring in sport management...born on September 15, 1993.



SANSONE'S CAREER STATS

Year	Avg	GP	GS	AB	R	H	2B	3B	HR	RBI	TB	SLG%	BB	HBP	SO	GDP	OB%	SF	SH	SB	ATT	PO	A	E	FLD%
2013	.233	63	61	193	36	45	11	0	2	32	62	.321	33	13	56	4	.379	1	4	2	5	90	144	10	.959
TOTAL	.233	63	61	193	36	45	11	0	2	32	62	.321	33	13	56	4	.379	1	4	2	5	90	144	10	.959



17 CONFERENCE CHAMPIONSHIPS ~ 7 STRAIGHT ACC ATLANTIC DIVISION TITLES

SEMINOLE RETURNEES



24 DYLAN SILVA

LHP, L-L, 6-1, 215, SO
Lake Worth, Fla.
(American Heritage HS)

HIGH SCHOOL:

An Under Armour Preseason All-American and All-State recipient as a senior at American Heritage High School...struck out 42 batters last season in 2012...was named to the 2012 5A-4A-3A-2A second team his senior year...was an honor roll student.

SILVA'S CAREER HIGHS

Inn. Pitched:	3.2 vs. Clemson, 5/16/13
Hits:	2 (Twice)
Walks:	3 (Twice)
Strikeouts:	2 (3 Times)

PERSONAL:

Son of Joseph Silva and Adriana Velez...has one sister, Danielle...exploratory major...born on December 27, 1993.

2013: Made seven relief appearances on the season...finished with a 0-0 record and a team-best 0.82 ERA in 11.0 innings...collegiate debut came against Jacksonville (2/20)...recorded a scoreless inning against Stetson (3/20) and registered his first strikeout...pitched 3.0 innings without giving up a hit or a run against Georgia Tech (3/22)...allowed his only earned run of the season at Virginia (4/20)...tossed a career-high 3.2 scoreless innings to finish the game against Clemson (5/16)...limited opposing batters to a .108 average – including a .077 average when facing hitter with two outs...played over the summer with Peninsula Oilers of the Alaska Baseball League.

SILVA'S CAREER STATS

Year	ERA	W	L	App	GS	CG	SHO	CBO	SV	IP	H	R	ER	BB	SO	2B	3B	HR	BF	B/Avg	WP	HBP	BK	SFA	SHA
2013	0.82	0	0	7	0	0	0	0	0	11.0	4	6	1	10	7	1	0	0	51	.108	0	3	0	1	0
TOTAL	0.82	0	0	7	0	0	0	0	0	11.0	4	6	1	10	7	1	0	0	51	.108	0	3	0	1	0





SEMINOLE RETURNEES



8

DJ STEWART

OF, L-R, 6-0, 230, SO
Yulee, Fla.
(The Bolles School)

ACCOLADES:

- * 2014 Preseason All-American - NCBWA (1st), Collegiate Baseball (1st), Baseball American (3rd).
- * Freshman All-American Collegiate Baseball (2013) and Perfect Game (2013); First Team Baseball America (2013) and NCBWA (2013).
- * All-ACC Second Team (2013).
- * ACC All-Tournament Team (2013).
- * Tallahassee Regional All-Tournament Team (2013).
- * ACC Player of the Week (3/25/13 & 5/13/13).
- * Collegiate Baseball National Player of the Week (5/13/13) & NCBWA National Hitter of the Week (5/13/13).
- * ACC Academic Honor Roll (2012-13).
- * FSU Dean's List (Fall 2012, Spring 2013).
- * Drafted in the 28th round of the 2012 MLB Draft by the New York Yankees.

2013: Named a Freshman All-American by Baseball America, Collegiate Baseball, Perfect Game and the NCBWA... led the Seminoles in hits (82), batting average (.364), doubles (25) and slugging percentage (.560)...finished second on the team in RBIs (59)...started games in all three outfield positions (35-LF, 14-CF, 2-RF), in addition to nine games as the DH...ranked nationally in doubles (6th) and doubles per game (14th - .42)... hit five home runs, including a walk-off home run in the 10th inning vs. Rhode Island (2/17)...it marked the Seminoles first walk-off home run since Mike McGee hit one vs. Vanderbilt in game one of the Super Regionals in 2010...hit .362 with runners in scoring position...had 26 multi-hit games, including a season-high three hits eight times...in the NCAA Tournament, batted .524 (11-for-21) with a home run, eight RBI and an .810 slugging percentage...enters 2014 with a 17-game hitting streak and a streak of 27 games reaching base safely...in the ACC, ranked third in doubles, fourth in batting average, fifth in on base percentage, seventh in RBIs, eighth in slugging percentage and ninth in hits...in the ACC Tournament from May 22-25, hit .667 (8-for-12) with a double, triple, and two runs scored...in game two of a doubleheader against Georgia Tech on March 22, went 2-for-4 with six RBIs and two runs scored... hit a fifth-inning grand slam in the game...the six RBIs tied with two others for the most in the conference on the season...against Jacksonville on April 23, went 2-for-4 with five RBI and two runs scored and a walk...ended the season hitting .564 over his final ten games...hit .636 in the Tallahassee Regional en route to being named to the All-Tournament team...finished the regional with seven hits including four that went for extra bases - three doubles, one home run - six runs scored and seven RBI... recorded multiple hits in all five tournament games...raised his average 26 points over the final eight games with multiple hits in each game including three hits three times... played over the summer with the Yarmouth-Dennis Red Sox of the Cape Cod League

STEWART'S CAREER HIGHS

At Bats:	6 (Twice)
Runs:	3 (Twice)
Hits:	3 (8 Times)
RBIs:	6 vs. Georgia Tech, 3/22/13

- named a Cape League All-Star after hitting .274 with four home runs, 11 doubles and 25 RBI in 35 games...participated in the 2013 College Home Run Derby held at TD Ameritrade Park in Omaha, Neb.

HIGH SCHOOL:

A multi-sport athlete at The Bolles School in Jacksonville...played football and was a four-year baseball starter playing in the outfield...batted .424, drove in 29 runs and hit an area-best record nine home runs as a senior...collected a total of five combined state championships in his career at Bolles (three in football and two in baseball)... awarded the 2012 Player of the Year in Baseball for the North Florida region...also earned feats of All-First Coast and second team All-State in football his senior year.

PERSONAL:

Son of Reginald and Dana Stewart...has one brother, Keegan...full name is Deme-trius Jerome Stewart...mom played softball at Santa Fe College and dad was a 13th-round draft pick of the San Diego Padres in 1991...member of the 3.0 GPA Club at FSU (Fall 2013)...majoring in sport management...born on November 30, 1993.



STEWART'S CAREER STATS

Year	Avg	GP	GS	AB	R	H	2B	3B	HR	RBI	TB	SLG%	BB	HBP	SO	GDP	OB%	SF	SH	SB	ATT	PO	A	E	FLD%
2013	.364	60	60	225	50	82	25	2	5	59	126	.560	38	8	40	4	.469	2	1	8	12	83	3	2	.977
TOTAL	.364	60	60	225	50	82	25	2	5	59	126	.560	38	8	40	4	.469	2	1	8	12	83	3	2	.977



17 CONFERENCE CHAMPIONSHIPS ~ 7 STRAIGHT ACC ATLANTIC DIVISION TITLES

SEMINOLE RETURNEES



44 JAMEIS WINSTON

OF/RHP, S-R, 6-4, 230, SO
Bessemer, Ala.
(Hueytown HS)

ACCOLADES:

- * Baseball America Preseason All-American Third Team (2014).
- * Drafted in the 15th round of the 2012 MLB Draft by the Texas Rangers.

2013: Appeared in 41 games making 32 starts in the field...started two games in left field and 20 in right field...also started as the DH in 10 other games...also made 17 relief appearances during his freshman year finishing with a 1-2 record and a 3.00 ERA with 21 strikeouts in 27 innings pitched...against Stetson (5/7), went 3-for-5 with four RBI, two runs scored, a double and a walk in a 13-5 Seminole win... posted season-highs in hits and RBI against the Hatters...tallied another RBI and a run scored the next day against Stetson, while also pitching a season-high 3.0 innings and striking out a season-high four batters...also worked 3.0 innings in relief with four strikeouts in his first collegiate appearance on the mound for the Seminoles on February 17 against Rhode Island...tied a season-high with 3.0 scoreless and hitless innings in relief at Miami (4/6)...saved his only two games in back-to-back appearances in game two of a doubleheader against USF (2/24) and vs. Villanova (3/3)...notched his only win of the season on the mound vs. Stetson (3/19) when he allowed no base runners over two innings in the 5-3 win...at the plate, finished the season hitting .235 with nine RBI...also had a .377 on base percentage and a .345 slugging percentage... tied a season-high with three hits at NC State (5/11)...went 2-for-5 with two doubles at Jacksonville on April 23 while pitching an inning and helping preserve the 9-0 shut-out for the Seminoles...scored a season-high three runs vs. Wake Forest on April 27.

WINSTON'S PITCHING CAREER HIGHS

Inn. Pitched:	3.0 (3 Times)
Hits:	4 vs. Boston College, 3/10/13
Walks:	2 (3 Times)
Strikeouts:	4 (Twice)

FOOTBALL – 2013: The dazzling playmaker and charismatic leader authored the greatest freshman season by a quarterback in college football history...led Florida State to a 14-0 record and the 2013 VIZIO BCS National Championship...named Offensive MVP of the national championship game by throwing for 237 yards and two touchdowns in a 34-31 come-from-behind victory over No. 2 Auburn at the Rose Bowl in Pasadena, Calif...became the youngest player ever to win the Heisman Trophy at 19 years, 342 days and just the second freshman...won the Davey O'Brien award as the nation's best quarterback and the Manning Award...was also a finalist for the Maxwell Award...first freshman to capture ACC Player of the Year honors in the 61-year history of the Atlantic Coast Conference...also captured ACC Offensive Player of the Year, ACC Rookie of the Year and ACC Offensive Rookie of the Year honors...shattered the ACC record, Florida State record and national freshman record for touchdown passes (40) and broke the national freshman record for passing yards (4,057)...is the first freshman to lead his team to 14 wins...led the nation and set the ACC record in

pass efficiency rating (184.8)...ranked first in the nation in yards per attempt (10.6) and second in touchdown passes (40)...**2012:** Redshirted his first season of football at Florida State under head coach Jimbo Fisher.

WINSTON'S HITTING CAREER HIGHS

At Bats:	6 vs. Villanova, 3/1/13
Runs:	3 (Twice)
Hits:	3 (Twice)
RBI's:	4 at Stetson, 5/7/13

HIGH SCHOOL:

A two-way player as an outfielder and right handed pitcher at Hueytown High School... rated by Perfect Game as the nation's No. 22 prep baseball player for the class of 2012...2011 Perfect Game USA Preseason HS Underclassmen First Team All-American...2010 Perfect Game USA Preseason HS Underclassmen Honorable Mention All-American...hit .370 and was 7-2 on the mound as a junior in 2011...hit .424 with seven homers and 36 RBIs during the Golden Gophers Class 6A state semifinal run and finished 8-3 with two saves, a 1.92 earned run average, 92 strikeouts and six complete games...2012 MaxPreps and Louisville Slugger Preseason All-American...ranked as the top baseball player in Alabama by MaxPreps...a two-time all-state player in Alabama... one of the top baseball prospects in the country...one of three Alabama players ranked on Baseball America's early 2012 top-50 draft list (No. 47)...played for the East squad in the 2011 Perfect Game All-American Classic.

PERSONAL:

Son of Antonor and Loretta Winston...member of the 3.0 GPA Club at FSU (Spring 2013, Fall 2013)...exploratory major...born on January 6, 1994.



WINSTON'S CAREER HITTING STATS

Year	Avg	GP	GS	AB	R	H	2B	3B	HR	RBI	TB	SLG%	BB	HBP	SO	GDP	OB%	SF	SH	SB	ATT	PO	A	E	FLD%
2013	.235	41	32	119	21	28	7	3	0	9	41	.345	22	5	33	1	.377	0	0	2	4	54	9	4	.940
TOTAL	.235	41	32	119	21	28	7	3	0	9	41	.345	22	5	33	1	.377	0	0	2	4	54	9	4	.940

WINSTON'S CAREER PITCHING STATS

Year	ERA	W	L	App	GS	CG	SHO	CBO	SV	IP	H	R	ER	BB	SO	2B	3B	HR	BF	B/Avg	WP	HBP	BK	SFA	SHA
2013	3.00	1	2	17	0	0	0	1	2	27.0	18	11	9	12	21	3	2	1	117	.176	5	1	1	1	1
TOTAL	3.00	1	2	17	0	0	0	1	2	27.0	18	11	9	12	21	3	2	1	117	.176	5	1	1	1	1



SEMINOLE NEWCOMERS



16
TAYLOR BLATCH

RHP, R-R, 5-11, 165, FR
Steuart, Fla.
(Jensen Beach HS)

HIGH SCHOOL:

A four year varsity player at Jensen Beach High School...garnered Florida All-Region first team accolades in 2013...also named a third team Rawlings All-American in 2013...earned All-Area honors (2012 & 2013)...named a Perfect Game All American...honored on the All-Region Underclass third team in 2012...posted a 7-0 record with a 0.77 ERA and 68 strikeouts following his junior year...was a three year honor roll student at Jensen Beach...selected in the 27th round of the 2013 MLB First Year Player Draft by the Minnesota Twins.

PERSONAL:

Son of Xavier and Sharon Blatch...has one sister, Lauryn...comes from an athletic family as his uncles - Walter Campbell played basketball at LSU and Curtis Blatch played football at Iowa...exploratory major...born on June 6, 1995.



31
ALEC BYRD

LHP, L-L, 6-4, 175, FR
Miami Shores, Fla.
(St. Thomas Aquinas HS)

HIGH SCHOOL:

A standout at St. Thomas Aquinas High School where he lettered on the varsity baseball team all four years...garnered 2013 Louisville Slugger first team All-America and FACA first team All-State honors...named the Sun-Sentinel Player of the Year and the Miami Herald Pitcher of the Year in 2013...hit .372, with 26 RBI and two home runs and went 8-2 with a 1.32 ERA and 104 strikeouts in 63.2 innings of work following his senior year...a member of the Principal's List all four years of high school...selected in the 37th round of the 2013 MLB First Year Player Draft by the Cincinnati Reds.

PERSONAL:

Son of Michael and Ana Byrd...has one sister, Angelica...member of the 3.0 GPA Club at FSU (Fall 2013)...majoring in pre-editing, writing and media...born on March 31, 1995.



13
DANNY DE LA CALLE

C, R-R, 6-3, 220, JR
Miami, Fla.
(Miami Dade College)

MIAMI DADE COLLEGE:

Hit .325 in 29 games during his sophomore season...collected 17 RBI in 84 at-bats...earned first team All-Southern Conference honors...helped lead Miami Dade to the 2013 Southern Conference championship title...played in 25 games as a freshman and hit .306 with a pair of doubles, 10 runs scored and two RBI...selected in the 33rd round of the 2013 MLB First Year Player Draft by the Texas Rangers.

HIGH SCHOOL:

Earned first team All-County as a junior and senior at Ferguson High School in Miami, Fla...hit .425 during his senior campaign.

PERSONAL:

Son of Fernando and Gilda De la Calle...has a brother David and a sister Karina...majoring in interdisciplinary social sciences...born on September 18, 1992.



21
BEN DELUZIO

INF, R-R, 6-3, 190, FR
Windermere, Fla.
(The First Academy)

HIGH SCHOOL:

Played both high school baseball and football at The First Academy in Orlando, Fla...hit .448 as a senior with 20 RBI and 32 runs scored and was named the East Most Valuable Player of the FACA All-Star Game...named to 2013 Rawlings/Perfect Game Preseason Florida Region first team...achieved high honor roll accolades during his high school career...selected in the third round (80th overall pick) of the 2013 MLB First Year Player Draft.

PERSONAL:

Son of Don and Sheri DeLuzio...older sister Alexa played basketball at Florida State where she was a four-year letterwinner (2009-10-2012-13)...has two other siblings Brynna and Joe...member of the 3.0 GPA Club at FSU (Fall 2013)...majoring in exercise science...born on August 9, 1994.



17 CONFERENCE CHAMPIONSHIPS ~ 7 STRAIGHT ACC ATLANTIC DIVISION TITLES

SEMINOLE NEWCOMERS



1

NICK GRAGANELLA

OF, R-R, 5-8, 175, R-SO
Tallahassee, Fla.

(Tallahassee Community College)

TALLAHASSEE COMMUNITY COLLEGE:

Played two seasons at TCC... was selected to the All-Panhandle team in 2012 after posting a .340 batting average...posted a perfect fielding percentage on the year and collected 20 stolen bases... helped lead the Eagles to the NJCAA Gulf District/FC-SAA State Baseball Tournament in 2013...was a member of the Dean's List and was an Honor Roll student at TCC.

HIGH SCHOOL:

Graduated from North Florida Christian in Tallahassee where he played baseball, football and basketball...led NFC to the state title in 2011 and was honored as a two-time All-Area and All-District selection...played on the 2011 AAU National Championship team and was selected to the All-Tournament Team.

PERSONAL:

Son of Jim and Lisa Graganella...has one sibling Nicole...father Jim played football for FSU (1980-84)...majoring in interdisciplinary social sciences...born on April 29, 1992.



15

HANK TRULUCK

INF, R-R, 6-1, 190, FR
Ocala, Fla.

(Forest HS)

HIGH SCHOOL:

A two-sport athlete at Forest High School in Ocala, Fla., where he was a three-year letterwinner in baseball and a two-year letterwinner in football...earned first team All-Conference accolades as a junior and senior... hit over .300 and posted a fielding percentage over .900 in each of his three years on the varsity team at Forest HS... garnered Florida Region Honorable Mention accolades from Rawlings/Perfect Game in 2013...member of the Honor Society and graduated with high honors...was named an Academic All-Conference honoree during his sophomore, junior and senior seasons.

PERSONAL:

Son of Dan and Laurie Ann Truluck...has two sisters, Claire and Emma...mother and uncle attended FSU...father played baseball at the College of Central Florida where he helped win a JUCO state title in 1980...majoring in marketing...born on October 17, 1994.



27

MATT MULROY

OF, R-R, 6-1, 215, JR
Boca Raton, Fla.

(Palm Beach State College)

PALM BEACH STATE COLLEGE:


Played two years at Palm Beach State College...made the FCSAA/NJCAA Gulf District All-Tournament team his freshman year with a .273 batting average... hit .312 as a sophomore and concluded the season with three home runs, six doubles, 17 RBI, 10 stolen bases and 18 runs scored as he helped lead PBSC to a conference championship, the Florida JUCO state title and to the NJCAA World Series finishing the season as the national runner up...posted a career batting average of .307 at Palm Beach State College...named to the Dean's List during his two years.

HIGH SCHOOL:

A three year varsity member for the West Boca High School baseball team...led his team to the class 5A state championship...garnered All-Conference accolades as a senior

PERSONAL:

Son of Dave and Beth Mulroy...has two sisters, Kelsea and Carly...majoring in criminology...born on January 27, 1993.



18

ED VOYLES

RHP, R-R, 6-7, 205, FR
Atlanta, Ga.

(Innocents Episcopal HS)

HIGH SCHOOL:

A two-sport athlete from Holy Innocents' Episcopal School in Atlanta, Ga...four-year letter winner in both baseball and basketball...garnered 2013 Rawlings All-Southeast first team accolades as a senior...named to Perfect Game's third team All-American team in 2012.

PERSONAL:

Son of Ben and Krist Voyles...twin brother Jim is a pitcher on the Seminole baseball team...has three other siblings, brother Terry and sisters, Kelly and Brennan...father and uncle (Bill Voyles) played golf at FSU...full name is Benjamin Voyles...member of the 3.0 GPA Club at FSU (Fall 2013)...majoring in business...born on March 20, 1995.



SEMINOLE NEWCOMERS



42
JIM VOYLES
RHP, R-R, 6-7, 205, FR
Atlanta, Ga.
(Innocents Episcopal HS)

HIGH SCHOOL:

A two-sport athlete from Holy Innocents' Episcopal School in Atlanta, Ga...four-year letter winner in both baseball and basketball...garnered 2013 Rawlings All-Southeast first team accolades as a senior...named to Perfect Game's Underclassman All American team and All-Region Honorable Mention list in 2011 and 2012.

PERSONAL:

Son of Ben and Krist Voyles...twin brother Ed is a pitcher on the Seminole baseball team...has three other siblings, brother Terry and sisters, Kelly and Brennan...father and uncle (Bill Voyles) played golf at FSU...majoring in business...born on March 20, 1995.



9
ANDY WARD
RHP, R-R, 6-3, 205, FR
Oviedo, Fla.
(Oviedo HS)

HIGH SCHOOL:

Graduated from Oviedo High School in Oviedo, Fla., where he was a four-year member of the varsity baseball team...garnered 2013 Rawlings/Perfect Game Preseason Florida Region second team accolades...earned Perfect Game first team Preseason High School Underclassman All-America honors in 2012...was named the 2012 Perfect Game National East Most Valuable Pitcher...2011 WWBA 16U Most Valuable Pitcher...missed his senior year due to elbow surgery.

PERSONAL:

Son of Lee and Jill Ward...has two siblings, Justin and Jen...majoring in business...born on January 18, 1995.



20
GAGE WEST
C, L-R, 6-1, 205, FR
Tallahassee, Fla.
(Lincoln HS)

HIGH SCHOOL:

Played at Lincoln High School in Tallahassee, Fla., where he played all four years...was a starter on the varsity team for three years where he posted a career batting average of .417...named to the 7A Florida All-State team as a senior... selected as FACA Region I Player of the Year... named to the All-Big Bend team following his junior and senior seasons... garnered 2013 Rawlings/Perfect Game Preseason Florida Region second team accolades...named a second team Preseason High School Underclassman All-American by Perfect Game in 2012.

PERSONAL:

Son of Kip West and Joni Wussler...has two siblings, Jaxson and Cadence...mother, grandmother, step dad and aunt are all alumnus of Florida State...father played and coached at Tallahassee Community College...majoring in sport management...born on May 17, 1995.



30
WILL ZIRZOW
RHP, R-R, 6-5, 220, FR
Jacksonville, Fla.
(The Bolles School)

HIGH SCHOOL:

A two-sport athlete that lettered on the varsity squad all four years in both baseball and football at the Bolles High School in Jacksonville, Fla...helped the team to two state championship appearances in baseball and one in football...garnered Preseason All-Florida team accolades and Preseason All-State team accolades (2012)...earned Under Armour Preseason All-America honors...recipient of the Babe Ruth Academic Award.

PERSONAL:

Son of Bill and Ivonne Zirzow...has one sister, Caylin...majoring in biology...born November 30, 1994.



17 CONFERENCE CHAMPIONSHIPS ~ 7 STRAIGHT ACC ATLANTIC DIVISION TITLES

SEMINOLE COACHING STAFF

MIKE MARTIN


HEAD COACH

FLORIDA STATE '66

35TH SEASON AT FSU

FSU RECORD: 1,770-611-4 (.743)

CAREER RECORD: 1,770-611-4 (.743)



Celebrating 35 years as the Seminoles' head coach in 2014, Mike Martin continues to redefine success by any standard of measure. With 1,770 career victories, a .743 winning percentage that ranks second among all active NCAA Division I coaches, 34 consecutive regional tournament appearances and 15 trips to the College World Series, Martin's place in college baseball history is secure.

Martin was inducted into the American Baseball Coaches Association Hall of Fame in 2007. Since then he has eclipsed the 1,500-, 1,600- and 1,700-win milestones, returned to the College World Series three times in the last six seasons and has shown no sign of slowing down, while continuing to turn out All-Americans, Major League Draft choices and postseason participants.

Only two men, Texas' Augie Garrido and Wichita State's Gene Stephenson, have won more games at the Division I level than the man whose uniform number – 11 – is universally substituted for his name among players, fans, colleagues, and even family members. There's a reason Martin is treated like family among the Florida State faithful. He has been associated with the Seminoles for 42 of the program's 67 seasons - as a player, assistant coach and head coach.

There have been 3,662 baseball games played in FSU history and Martin has been involved in 2,769 of those in some capacity. Even more impressively, he's been on

the field or in the dugout for 2,037 of the Seminoles' 2,670 all-time victories. In a sport where you're immortalized for batting .300, Martin has more than doubled that success rate – and then some – having had a hand in more than 76 percent of the program's victories in some capacity.

In 2013, Martin's Seminoles made their 51st NCAA Tournament appearance and 36th straight postseason trip, while advancing to the Super Regionals for the 13th time in 15 years and for the sixth straight season – the longest active streak nationally. Florida State captured its seventh consecutive Atlantic Coast Conference Atlantic Division after finishing the regular season with a 20-10 mark winning eight of 10 league series. The Seminole pitching staff turned in a team ERA of 2.92 by season's end, the second lowest mark in the ACC and the third best staff ERA since Martin took over as head coach in 1980.

The 2012 season brought more of the same success as Martin led the Seminoles to the 50-win plateau for the 24th time in school history, while guiding FSU to its 15th College World Series appearance - both under his watch. In a season that started with many uncertainties most notably on the mound, those questions were quickly answered as Florida State ascended to the top of the rankings and stayed there for seven weeks. The Seminoles dominated play in the Atlantic Coast Conference

finishing with a 24-6 record en route to a sixth straight Atlantic Division title. The 24 wins tied a league record for the most victories a mark established by two other teams including Martin's 2008 squad. One of those wins, a 6-1 victory over Miami on April 21, pushed Martin ahead of Bill Wilhelm as the ACC's all-time wins leader for conference wins. The Seminoles went undefeated during NCAA Regional and Super Regional play posting wins over UAB, Samford and Stanford to earn a trip to Omaha, where they won two games to finish in the top four of the national polls for the first time since 2000. At the end of the year, the long-time coach was recognized as Baseball America's College Coach of the Year for the first time in his illustrious career.

With Martin at the helm since 1980, the Seminoles have won 16 conference championships with 11 from the Metro Conference and five in the ACC. Since moving to divisional play in 2006, Martin has led the Seminoles to at least a share of the ACC Atlantic Division title seven years in a row from 2007-2013. Florida State's last ACC Championship came in 2010 when the 'Noles defeated NC State in Greensboro, N.C. FSU has played in the conference title game in three of the last five years.

Quite naturally, Martin's accomplishments have been recognized, as he has claimed conference coach of the year honors 13 times; six times in the Metro Conference and seven times in the ACC with his latest coming in 2012. James Ramsey, Robert Benincasa, Jayce Boyd and Devon Travis, stars from the 2012 season, were recognized by earning All-America and All-ACC honors. In all, Martin's Seminoles have collected 85 All-America and 113 All-ACC honors. Furthermore, he has coached seven players – Mike Fuentes, Mike Loynd, J.D. Drew, Shane Robinson, Tony Thomas, Jr., Buster Posey and James Ramsey – who were named National Player of the Year. Four of those have been honored over the last nine seasons.

Over the past three decades, Martin hasn't only produced great players. He has developed a program that consistently turns out great teams. FSU baseball is the second-winningest program all-time, trailing only Texas, which has played 117 seasons. That's 51 seasons more than the Seminoles, who along with the Longhorns, are the only programs in college baseball history to have won 73 percent of their games.

Since the start of the 2000 season, Florida State has won more games (691) than any other program. Since 1990, no Division I school has more top 10 finishes, 50-plus win seasons or participated in more NCAA Regionals.

What Martin and the Seminoles have accomplished from 1990 to the present may rank as one of the great feats in college athletics. Beyond their staggering success in the regular season, the Seminoles have flourished in the postseason. From their 24 consecutive NCAA Regional appearances – 20 as the hosts – the Seminoles have finished their season at the College World Series 11 times. Since the NCAA instituted Super Regional play in 1999, FSU has reached the penultimate postseason round 13 times and played host at Dick Howser Stadium on 10 occasions.

The Road to Omaha in 2010 was anything but a smoothly paved super-highway, even though the Seminoles sailed through their first 12 games without a blem-





SEMINOLE COACHING STAFF

ish, including a three-game home sweep of Georgia and single wins over Florida, Jacksonville and North Florida. FSU promptly dropped its first two ACC games – at home – against top-ranked Virginia, avoiding a sweep with a Sunday triumph.

It would be that kind of season in the ACC, which proved to be the most competitive conference in the nation, with eight of 12 teams registering at least 38 victories and advancing to the NCAA Regionals – a new league standard. At 18-9 in ACC play, the Seminoles controlled their own destiny in their bid for a fourth consecutive, outright ACC Atlantic Division title as they headed to Clemson. The Tigers promptly swept the Seminoles, who still managed to secure the Atlantic top spot by virtue of a tie-breaker.

The Seminoles suffered their fourth consecutive loss – their longest losing streak of the season - to Miami in the opening game of the ACC Tournament, before turning things around. An 11-4 win over top-seeded Virginia served as the springboard to another remarkable postseason run. The Seminoles routed Boston College, and then turned back NC State 8-3 in the championship game at NewBridge Bank Park in Greensboro, N.C. for their fifth ACC title.

Continuing its momentum in Connecticut, FSU pushed its winning streak to six, sweeping the NCAA Norwich Regional. Consecutive two-run wins over Oregon put the 'Noles back in a Super Regional, this time at home against Vanderbilt. McGee's walk-off homer in the opening game kept the ball rolling. Undeterred by a 6-2 loss in the second game, the 'Noles used a three-run, eighth inning double by Sherman Johnson and McGee's 12th save of the season to score a 7-6 victory and earn the program's 20th College World Series trip.

The 2008 Seminoles snapped a seven-year drought between CWS appearances – the longest in Martin's tenure – by rolling up a 54-14 record, which included an ACC-record 24-6 league mark. Led by consensus All-American and National Player of the Year Buster Posey, the Seminoles slugged their way back into the national spotlight. With five All-ACC players in the fold, FSU produced a nation-leading and ACC-record .355 batting average to go along with 103 home runs. Along the way the group delivered Martin his 1,500th career victory,

fittingly in a 17-8 rout of Georgia Tech.

It was a long time coming for a program which dominated the decade. From 2000-2009, the Seminoles won 500 games, two ACC Tournament titles, authored a rare 60-win season (2002), turned out National Players of the Year (Shane Robinson, Tony Thomas, Jr. and Buster Posey) and four first-round draft picks. No one suspected that the 2000 team – Martin's 19th to reach the 50-win landmark in 22 seasons – would be the last to find its way to Rosenblatt Stadium. After all, the Seminoles had become regular June visitors and seemed poised to break through for its first CWS title after consecutive strong showings in 1999 (second) and 2000 (tied for third).

From 1990-1999, Florida State made seven CWS appearances, including a program-best stretch of three consecutive (1994-96). The '99 Seminoles provided the capper. They came through the ACC schedule with a 22-2 mark – the best winning percentage in league history – which helped Martin land coach of the year honors. Marshall McDougall, who left the nation buzzing about FSU baseball when he slammed an NCAA record six home runs in a single game at Maryland earlier in the season, helped the 'Noles roll through the Regional and Super Regional rounds at home. In Omaha, FSU rallied from a second-round loss to reach the title game by beating Stanford 14-11 in 13 innings. The dream season ended with a heart-breaking, 6-5 loss to Miami with a title on the line.

Beyond the 527 wins in the 10-year stretch, there were plenty of memories. Martin, who would post his 1,000th career victory in '98 against Jacksonville, had a chance to coach his son – catcher Mike Martin, Jr. – for three seasons. He also filled out lineup cards with names like Paul Wilson, Doug Mientkiewicz, Jonathan Johnson and Eduardo Perez. The Seminoles also joined the ACC in 1992, posting the league's best record three times, while winning two tournament titles during the decade.

In short, Martin's Seminoles of the 1990s raised the standard of excellence established under his direction throughout the 1980s. The Seminoles won nine Metro Conference Tournament titles and made three College World Series appearances between 1980 and 1989, thanks to the likes of Mike Fuentes, Jeff Ledbetter, Luis

MARTIN'S CAREER COACHING RECORD			
YEAR	SCHOOL	W- L-T	PCT
1980	Florida State	51-12-0	.809
1981	Florida State	56-23-0	.709
1982	Florida State	56-17-1	.764
1983	Florida State	55-18-1	.750
1984	Florida State	55-29-0	.655
1985	Florida State	59-23-0	.720
1986	Florida State	61-13-0	.824
1987	Florida State	55-18-0	.753
1988	Florida State	50-18-1	.732
1989	Florida State	54-18-0	.750
1990	Florida State	57-15-0	.792
1991	Florida State	57-14-0	.789
1992	Florida State	49-21-0	.700
1993	Florida State	46-19-0	.708
1994	Florida State	53-22-0	.706
1995	Florida State	53-16-0	.768
1996	Florida State	52-17-0	.754
1997	Florida State	50-17-0	.746
1998	Florida State	53-20-0	.726
1999	Florida State	57-14-0	.800
2000	Florida State	53-19-0	.736
2001	Florida State	47-19-0	.712
2002	Florida State	60-14-0	.811
2003	Florida State	54-13-1	.801
2004	Florida State	45-23-0	.662
2005	Florida State	53-20-0	.726
2006	Florida State	44-21-0	.676
2007	Florida State	45-13-0	.776
2008	Florida State	54-14-0	.794
2009	Florida State	45-18-0	.714
2010	Florida State	48-20-0	.706
2011	Florida State	46-19-0	.708
2012	Florida State	50-17-0	.746
2013	Florida State	47-17-0	.734
TOTALS	(34 years)	1,770-611-4	.743
ACC Record	(22 years)	405-165-0	.711
NCAA Tourn.	(34 years)	135-77-0	.637

Alicea, Mike Loynd, Paul Sorrento and Richie Lewis.

Winning, however, does not define Martin's brilliant career. The 2001 team got a first-hand reminder of that prior to a series at Stanford. Leaving the San Francisco airport, Martin and then-assistant Chip Baker gained control of the team's charter bus after the driver suffered a fatal heart attack, safely guiding the bus to the side of a busy freeway. Martin and Baker were presented with the university's prestigious Westcott Award for their bravery in saving the lives of players and staff.

Throughout his career, Martin has stressed the importance of developing true student-athletes. The Seminoles must first win and lose with class; a direct reflection on the man who leads the program. In six seasons of presenting the ACC Sportsmanship Award, Martin's Seminoles won the award twice. Academically, Florida State has been a fixture among the top teams in the ACC for overall GPA. Led by two-time ACC Baseball Scholar-Athlete of the Year James Ramsey, the Seminoles placed a league-best and school record nine student-athletes on the 2012 All-ACC Academic Team.

MARTIN QUICK FACTS

- 1770-611-4 career record (34 seasons)
- Inducted into the American Baseball Coaches Association Hall of Fame January 5, 2007
- Inducted into the Florida Sports Hall of Fame in 2005
- All 24 of Florida State's 50-win seasons have come under Mike Martin
- Second highest career winning percentage among active NCAA Division I collegiate coaches
- Third-most wins all-time in NCAA Division I baseball history
- 34 consecutive NCAA Regional appearances
- 15 trips to the College World Series in 33 years including 11 trips to Omaha in the last 23 seasons
- 16 conference championships five of which are ACC Championships (1995, 1997, 2002, 2004, 2010)
- Seven consecutive ACC Atlantic Division Championships (2007-2013) including setting the school record for the most conference wins in a season with a 24-6 mark in 2008 & 2012.
- Produced 16 first round draft picks with 14 coming since 1990
- Coached 85 All-Americans, 113 All-ACC selections and a record four Golden Spikes winners
- Seven-time ACC Coach of the Year - 1996, 1998, 1999, 2001, 2007, 2009, 2012
- Six-time Metro Conference Coach of the Year
- Garnered Baseball America College Coach of the Year honors for the first time in his career in 2012
- FSU has finished a season ranked in the top 15 nationally 29 times in Martin's 34 years as FSU head coach
- Named to FSU's list of 100 distinguished graduates in celebration of the FSU Alumni Association centennial



17 CONFERENCE CHAMPIONSHIPS ~ 7 STRAIGHT ACC ATLANTIC DIVISION TITLES

SEMINOLE COACHING STAFF

Florida State followed suit in 2013 with a league-best six Seminoles earning academic honors and Gage Smith being recognized as the ACC Scholar-Athlete of the Year; the fifth time in the last eight years FSU has led the conference. In all, Florida State baseball student-athletes have been selected to the academic team of distinction 46 times since its 2006 inception. Four times the ACC Scholar-Athlete of the Year has been awarded to a Seminole with Buster Posey winning the award in its inaugural season in 2008, Ramsey securing back-to-back honors in 2011 & 2012 and then Smith earning the nod in 2013. Ramsey finished his senior campaign as the 2012 Capital One Baseball Academic All-America of the Year and was named a first team Academic All-American for the second straight year joining Greg Gromek as the only Seminoles to be named a two-time first team Academic All-America® in program history. Adding to the academic accolades in 2008, Posey was named the CoSIDA Academic Player of the Year – the first of its kind for the FSU Baseball program.

There's no question that the Seminoles' outstanding character in the most difficult of times stems directly from their head coach. When Martin transferred to FSU from Wingate Junior College in 1965 to play centerfield for the Seminoles, it marked the beginning of a love affair that has never ended. His love for the game of baseball is matched only by the success he has had teaching it to aspiring players.

From the new facilities to the coaching staff to the unmatched community support, Martin has improved an already strong Seminole baseball tradition with every season. Just when it seems that the program can reach no higher plane, something bigger and better comes along. When Martin took over in 1980, it was taboo to mention "Omaha" around the ball club. No one wanted to jinx an FSU team that had made it to the College World Series only three times in the previous 16 seasons. After taking the Seminoles to that hallowed ground in his very first season, Martin would eventually make Omaha not only a household word, but a second home to the Seminoles, leading the program there 15 times.

Martin began his career by whipping off 12 consecutive 50-win seasons. Interrupted by 49- and 46-win campaigns in 1992 and 1993, he followed with another

NCAA WINNINGEST ACTIVE DIVISION I COACHES BY PERCENTAGE					
(Minimum five years as a Division I head coach; includes record at four-year colleges only.)					
COACH, TEAM	YRS.	WON	LOST	TIED	PCT.
1. Mike Fox, North Carolina	30	1,233	415	5	.747
2. Mike Martin, Florida St.	34	1,770	611	4	.743
3. Brian O'Connor, Virginia	10	461	161	2	.740
4. Wayne Graham, Rice	22	997	400	0	.714
5. Jim Morris, Miami (FL)	32	1,391	613	4	.694
6. Brad Hill, Kansas St.	19	756	334	3	.693
7. Dan McDonnell, Louisville	7	309	142	0	.685
8. Darin Hendrickson, Saint Louis	14	533	248	0	.682
9. Augie Garrido, Texas	45	1,874	871	9	.682
10. Gary Gilmore, Coastal Carolina	24	982	468	2	.677

NCAA WINNINGEST ACTIVE DIVISION I COACHES BY VICTORIES					
(Minimum five years as a Division I head coach; includes record at four-year colleges only.)					
COACH, TEAM	YRS.	WON	LOST	TIED	PCT.
1. Augie Garrido, Texas	45	1,874	871	9	.682
2. Mike Martin, Florida St.	34	1,770	611	4	.743
3. Mark Marquess, Stanford	37	1,495	781	7	.656
4. Jim Morris, Miami (FL)	32	1,391	613	4	.694
5. Jim Gilligan, Lamar	37	1,266	820	7	.607
6. Jack Leggett, Clemson	34	1,264	716	1	.638
7. Mike Fox, North Carolina	30	1,233	415	5	.747
8. Pete Dunn, Stetson	34	1,228	792	3	.608
9. Paul Mainieri, LSU	31	1,179	625	6	.653
10. John Anderson, Minnesota	32	1,124	748	3	.600
Andy Lopez, Arizona	31	1,124	685	7	.621

streak of 50 plus wins in seven straight seasons from 1994 to 2000.

He began coaching junior high baseball and basketball, before taking over as the head basketball coach at Tallahassee Community College. Martin spent three seasons coaching basketball at nearby Godby High School before Woody Woodward was hired as FSU's baseball coach in 1975. Martin joined the Seminoles' staff and served as Woodward's top assistant for four years, then added one more under Howser.

In 1980, Martin's dream came true and remains a thrill to this day. The winner of more games than the first

seven FSU coaches combined, he has been an NCAA Tournament participant for 36 consecutive years, counting his last two seasons as an assistant. Martin has pulled on the FSU uniform in Omaha for 17 of the program's 21 trips as either a player, assistant or head coach.

Over the course of his career he's shared that wisdom with 179 players who have been selected in the Major League Draft, eight National Players of the Year and four Golden Spikes Award winners.

Martin's passion for the game and working with young people makes him a popular public speaker throughout the Southeast. His involvement through the years with the Fellowship of Christian Athletes provides another avenue for reaching out to others.

In 2004, Martin was honored by the two schools he attended as an undergraduate. Wingate University, where he spent two years before transferring to FSU, bestowed upon him the honor of Distinguished Alumnus. He was also presented the Bernard F. Sliger Award for Service, named after Florida State's 11th president, which is the highest honor accorded by the Alumni Association.

A 1966 graduate of Florida State, Martin earned his master's degree in 1971. He and wife Carol have three children, Mary Beth, Melanie and Mike, Jr., who is in his 17th season as an assistant coach to his father, and four grandchildren. Mary Beth and husband Tom Buchanan are the parents of Martin's first grandchild Hannah Elizabeth (15) and Lexi, who joined the family in January in 2012. Mike, Jr. and his wife Litzie are the parents of Martin's second and third grandchildren Tyler (12) and T.J. (10).





SEMINOLE COACHING STAFF



ALL ABOUT MIKE MARTIN

BORN: February 12, 1944 in Charlotte, NC
HIGH SCHOOL: Garinger High School, Charlotte, NC

ALMA MATER, YEAR: Florida State, 1966
COLLEGIATE BASEBALL EXPERIENCE:
1965-66, Florida State — Center Field
1963-64, Wingate Junior College — Center Field

HONORS: 1966 All-District Selection • 1963-64 Junior College All-American

WIFE: The former Carol Dellinger
CHILDREN: Mary Beth, Mike Jr., Melanie
GRANDCHILDREN: Hannah Elizabeth (15), Tyler (12), Thomas Joseph (10) & Lexi (2)

HEAD COACHING HONORS:

1980 Florida Diamond Club Coach of the Year • 1986 Florida Diamond Club Coach of the Year • 1986 Atlantic District Coach of the Year • 1987 Florida Diamond Club Coach of the Year • 1987 Atlantic District Coach of the Year • Six-Time Metro Conference Coach of the Year • 1996 ACC Coach of the Year • 1998 ACC Coach of the Year • 1999 ACC Coach of the Year • 2000 ABCA Atlantic Region Coach of the Year • 2001 ACC Coach of the Year • 2004 Bernard F. Slinger Award for Service • 2004 Distinguished Alumnus at Wingate University • 2005 Florida Sports Hall of Fame inductee • 2005 Mike Martin Field at Dick Howser Stadium dedicated • 2007 Inductee into the American Baseball Coaches Hall of Fame • 2007 ACC Coach of the Year • 2009 ACC Coach of the Year • 2012 ACC Coach of the Year • 2012 Baseball America Coach of the Year • 2012 ABCA Atlantic Region Coach of the Year

ACCOMPLISHMENTS AT FLORIDA STATE:

Second among active NCAA Division I baseball coaches for winning percentage • Led Florida State to an unprecedented 12 consecutive 50-plus win seasons from 1980-91 • Led Florida State to 34 consecutive NCAA Regional Appearances, extending FSU's streak of regional bids to 36, the second-longest string in Division I • His Seminole teams have made 15 trips to the College World Series since 1980 (1980, '86, '87, '89, '91, '92, '94, '95, '96, '98, '99, '00, '08, '10, '12) • Reached 700-win milestone faster than any coach in collegiate baseball history • Has coached 85 All-Americans, while 113 players have garnered first and second team All-ACC recognition • Produced 16 first round draft picks, four Golden Spikes Award winners and two recipients of the Dick Howser Trophy

MARTIN MILESTONES:

FIRST WIN — Florida State 9, Miami 8 (Feb. 24, 1980) • 100th WIN — Florida State 5, Valdosta State 3 (April 27, 1981) • 200th WIN — Florida State 8, Georgia Southern 1 (April 20, 1983) • 300th WIN — Florida State 17, Southern Miss 6 (March 23, 1985) • 400th WIN — Florida State 8, Samford 7 (February 18, 1987) • 500th WIN — Florida State 8, Arizona State 3 (February 5, 1989) • 600th WIN — Florida State 4, Cincinnati 1 (May 13, 1990) • 700th WIN — Florida State 3, Miami 2 (April 26, 1992) • 800th WIN — Florida State 15, Furman 0 (April 24, 1994) • 900th WIN — Florida State 4, Jacksonville 1 (April 10, 1996) • 1,000th WIN — Florida State 4, Jacksonville 3 (April 8, 1998) • 1,100th WIN — Florida State 17, Duke 0 (March 10, 2000) • 1,200th WIN — Florida State 4, Appalachian State 2 (March 13, 2002) • 1,300th WIN — Florida State 4, Oral Roberts 3 (February 22, 2004) • Mike Martin Field dedication — Florida State 3, Clemson 1 (April 2, 2005) • 1,400th WIN — Florida State 12, Minnesota 4 (February 25, 2006) • Moves into seventh place for all-time wins — Florida State 4, Wake Forest 3 (20 Inn) (May 6, 2006) • Moves into fifth place for all-time wins — Florida State 14, Florida 6 (Feb. 20, 2007) • 1,500th WIN — Florida State 17, Georgia Tech 8 (March 16, 2008) • 1,600th WIN — Florida State 9, Virginia Tech 6 (April 4, 2010) • 1,700th WIN — Florida State 8, Georgia Tech 4 (April 8, 2012)

MIKE MARTIN VS. ALL OPPONENTS

Akron	4-0	Miami	91-96-3
Alabama	5-0	Michigan	6-0
UAB	2-0	Michigan State	6-0
Appalachian State	16-0	Minnesota	17-1
Arizona	4-7	Mississippi	1-0
Arizona State	23-10	Mississippi State	2-4
Arkansas	0-5	Missouri Rolla	2-0
Armstrong State	2-0	Monmouth	1-0
Army	1-0	Morehead State	1-0
Auburn	33-7	Nebraska	1-0
Austin Peay	3-0	New Orleans	3-3
Ball State	19-2	North Carolina	49-24
Baptist	7-0	NC State	59-22
Bethune-Cookman	5-0	North Florida	8-2
Boston College	21-4	North Georgia	1-0
Brigham Young	1-0	Northeastern Illinois	1-0
Brooklyn College	1-0	Northern Iowa	7-0
Brown	3-0	Northern Kentucky	1-0
Bucknell	1-1	Notre Dame	2-4
Butler	1-0	Ohio State	3-0
California	1-0	Oklahoma	2-1
UCLA	1-0	Oklahoma State	1-0
Cal State Fullerton	7-10	Old Dominion	2-0
Cal State Northridge	1-0	Oregon	2-0
Campbellsville	1-0	Otterbein	5-0
Central Connecticut State	1-0	Pittsburgh	16-0
UCF	26-5	Presbyterian College	2-0
Central Michigan	2-0	Providence	1-0
Charleston Southern	18-0	Purdue	0-1
Cincinnati	16-2	Rhode Island	6-0
Citadel, The	9-1	Rice	2-1
Clemson	49-45-1	Richmond	19-0
Cleveland State	3-0	Rider College	1-0
Coastal Carolina	11-0	Ripon	2-0
College of Charleston	9-1	Rutgers	1-0
Dayton	1-0	St. Bonaventure	1-0
Delaware	1-0	Saint Joseph's	9-0
Duke	58-10	St. Leo	1-1
Duquesne	3-0	Saint Louis	1-0
East Carolina	0-1	St. Xavier	1-0
Eastern Illinois	1-0	Samford	19-2
Eastern Michigan	0-1	Savannah State	7-1
Evansville	3-0	Siena	9-0
Flagler	4-1	South Alabama	16-10
Florida	71-57	South Carolina	18-8
Florida A&M	1-0	SE Missouri State	3-0
Florida Atlantic	8-1	Southern	2-0
Florida Gulf Coast	5-1	Southern California	1-3
Florida International	11-5	Southern Mississippi	35-13
Fresno State	0-1	USF	45-15
Furman	2-0	SW Louisiana	4-0
George Mason	1-0	Stanford	11-9
Georgia	11-10	Stetson	17-4
Georgia Southern	15-3	Stony Brook	1-0
Georgia State	23-1	Tampa	2-0
Georgia Tech	49-35	TCU	0-2
Grambling	17-1	Tennessee	3-1
Hawaii	8-8	Tennessee Tech	1-0
Hawaii-Hilo	10-1	Texas	1-3
Hawaii-Pacific	2-1	Texas A&M	3-3
High Point	2-0	Troy	9-1
Hofstra	16-0	Tulane	23-11
Illinois	1-0	UC Santa-Barbara	1-0
Indiana	3-2	UNC Asheville	21-1
Indiana State	1-0	UNC Charlotte	2-0
Iowa	1-0	UNC Greensboro	4-0
Jackson State	1-0	UNLV	0-3
Jacksonville	79-21	Valdosta State	8-0
Kent	1-0	Valparaiso	1-0
Lafayette	1-0	Vanderbilt	2-1
Lamar	1-0	Villanova	3-0
LeMoyne	2-1	Virginia	47-24
Lenoir Rhyne	1-0	VMI	17-0
Liberty	2-0	Virginia Tech	39-11
Long Beach State	0-2	Wake Forest	63-15
Long Island	2-0	Washington State	2-0
Louisville	12-0	Western Carolina	4-1
LSU	8-3	Western Kentucky	11-1
Maine	9-0	West Florida	5-0
Marist	2-0	West Virginia	1-0
Marshall	5-0	Wichita State	4-5
Maryland	62-6	Wingate	5-0
Memphis State	37-13	Winthrop	4-1
Mercer	43-3	Wright State	1-1
Mercer-Atlanta	6-0		



17 CONFERENCE CHAMPIONSHIPS ~ 7 STRAIGHT ACC ATLANTIC DIVISION TITLES

SEMINOLE COACHING STAFF



MIKE BELL

ASSOCIATE HEAD COACH

FLORIDA STATE '96

3RD SEASON AT FSU

Mike Bell embarks on his third season at Florida State serving as an associate head coach with his primary duties including oversight of the Seminole pitching staff and assisting in the recruiting process.

The former Seminole did not disappoint in his first season as a member of the Florida State coaching staff guiding the Garnet & Gold to a berth in the College World Series and a top four finish. Under Bell, the Seminole pitching staff posted a team ERA of 3.47 good for fourth best in the ACC and 52nd nationally. It marked the lowest ERA recorded by a Seminole squad since 2003 when the team finished with a sub-three (2.96) earned run average.

From the start of the 2012 season, Bell relied on some new faces to solidify the weekend rotation with a pair of freshmen in Brandon Leibrandt and Mike Compton and sophomore Peter Miller filling those roles. It marked just the third time since 1980 that Florida State opened a weekend series with a rotation consisting only of sophomores and freshmen. Leibrandt became the first freshman to start an opening day game in Florida State history while holding down the spot as the Friday night starter all season long. Compton stood as the lone pitcher in the ACC to reach double-digit wins while finishing tied for second nationally in that same category. Both pitchers would go on to earn Freshmen All-America honors.

In all, seven Seminole pitchers finished the 2012 season with an ERA below 3.50 including NCBWA Stopper of the Year finalist and Dick Houser Trophy semi-finalist Robert Benincasa. The junior right hander had

a career year going 4-2 with 16 saves and a 1.32 ERA in 32 appearances. His 16 saves were the second most in a single-season in Florida State history and tied for the sixth most in the career annals. Benincasa was recognized as a first team All-American by Baseball America, NCBWA and Perfect Game and was a seventh round draft pick by the Washington Nationals. After a successful first season back at his alma mater, Bell was named the top assistant coach of 2012 by Perfect Game USA. What followed in 2013 was equally impressive as Bell led the Seminole pitching staff to their first sub-3.00 ERA since 2003. FSU's 2.92 ERA marked the third lowest in the Mike Martin era and the lowest since the 1995 squad posted an ERA of 2.72 which ironically was Bell's final season as a pitcher with the Garnet & Gold. Florida State finished the season ranked second in the ACC in

BELL BY THE NUMBERS

Roger Clemens Award winners	1
Program strikeout records	2
(Tennessee, 2005 - 568; Oklahoma, 2010 - 583)	
500 plus strikeout seasons (FSU, 2013 - 501)	3
Top 15 recruiting classes (FSU, 2013 - #3)	3
First round draft picks	3
All-Americans	5
CWS appearances (player & coach)	5
Total drafted pitchers	27
Pitching staff strikeout avg. per year since 2005	484

ERA and in the top 20 nationally in strikeouts per 9/innings (18th), strikeout-to-walk ratio (19th) and ERA (20th). Bell was once again recognized for his work with the Seminole pitching staff by Perfect Game USA following the 2013 campaign named one of 16 'Best of the Rest' assistant coaches.

Scott Sitz and Brandon Leibrandt each won 10 games, while Luke Weaver led all Seminole pitchers in innings pitched (98.1) and strikeouts (119). Eight pitchers finished the season with an ERA below 3.50, while three starters threw over 89.0 innings. Sitz was named a third team All-American by Louisville Slugger and Weaver became the 16th Seminole to play for Team USA and the first since 2010 after accepting an invitation to play with the Collegiate National Team during the summer of 2013.

Before returning to Florida State, Bell's resume spoke for itself. In his first seven seasons at the Division I level, including the last four as the Oklahoma pitching coach, the Sarasota, Fla. native helped recruit and develop 22 pitchers who were selected in the Major League Baseball draft. That includes three first-round selections - including 2006 No. 1 overall pick Luke Hochevar - during his three seasons at Tennessee, where he helped the Volunteers reach the 2005 College World Series.

In four seasons at Oklahoma, Bell's pitching staffs established a number of new standards. His 2011 group posted a 3.00 ERA, which is the Sooners' lowest since 1978. Four of his hurlers earned All-Big 12 honors, including second-team All-American Michael Rocha. The Sooners posted a 41-17 final record and were ranked No. 15 in the USA Today/ESPN Coaches poll. In 2010, his pitching staff was instrumental in leading OU back to the College World Series for the first time since 1995. The 2010 Sooners registered a program-record 583 strikeouts and produced three drafted pitchers. His 2009 staff included first-round pick Garrett Richards and Ryan Duke. Duke was named All-American; OU's first since 2000.

Beyond his Division I experience, he spent two seasons as the pitching coach and recruiting coordinator at perennial Division II national power Florida Southern, where the Mocs twice finished in the top 20 nationally in ERA. He launched his coaching career in 2002 at Brandon High, where he led the team to a district title and a regional runner-up finish as the head coach, earning Hillsborough County Coach of the Year honors.

A left-handed pitcher and first baseman for the Seminoles, Bell helped Martin's teams reach the 1994 and 1995 CWS in his only two seasons. He was a two-year teammate of FSU assistant coach Mike Martin, Jr., who handled the catching duties for those squads. Bell posted a two-year record of 14-4 with a 3.00 ERA and was twice named to the ACC Academic Honor Roll.

Selected in the 20th round of the 1995 draft by the Montreal Expos, Bell spent six years in the minors, including the final three with the Baltimore Orioles' organization where he reached the Double-A level.

Prior to enrolling at FSU, where he earned his degree in 1996, Bell spent two seasons pitching at Pasco-Hernando Community College, where he was a two-time All-Suncoast Conference selection.

Bell is married to the former Alicia Favarato, a Florida State graduate, and the couple has two children, daughter Alexis (8) and son, Kyler (6).





SEMINOLE COACHING STAFF



MIKE MARTIN, JR

ASSISTANT COACH

FLORIDA STATE '95

17TH SEASON AT FSU

Entering his 17th season as an assistant coach, Mike Martin Jr. is widely recognized as one of the bright young coaches in the college game. A former All-American catcher with the Seminoles, he serves as recruiting coordinator, works with the hitters and handles the Florida State catchers.

Under his 16-year guidance, the Seminoles have batted .311, slugged .488 and averaged 8.05 runs per game. Florida State has played in six College World Series, 13 Super Regionals and 16 consecutive NCAA Tournaments. As the academic liaison, the Seminoles captured the Gold Torch Award in 2007 and 2008, positing the highest GPA among all men's teams at Florida State. Two players have been named Capital One Academic All-America of the Year and four times an FSU student has been named the ACC Scholar-Athlete of the Year including the last three – James Ramsey (2011 & 2012) and Gage Smith (2013). The Seminoles have placed 46 student-athletes on the All-ACC Academic Team since the awards inception in 2006 including a school-record nine in 2012.

Martin has coached 10 Major Leaguers, 12 Freshman All-Americans, 18 first team All-Americans and 30 student-athletes who have earned first, second or third team All-American accolades. In all, 54 Seminoles have earned All-ACC honors and 49 hitters have been selected in the Major League Baseball draft during that stretch. Four Seminole hitters have captured National Player of the Year honors including Shane Robinson, Tony Thomas, Buster Posey and most recently James Ramsey in 2012.

Serving as FSU's hitting coach over the last 16 years, the Seminoles have batted .300 or better 11 times and posted an on-base percentage of at least .400 15 times. Six of the top 11 hitting teams in FSU history have come under Martin's watch. In 2009, he was named



ACC Assistant Coach of the Year by SEBaseball.com, while being named one of 10 rising assistant coaches in the game by Perfect Game USA in 2013.

The Seminoles' offensive success is rooted in Martin's philosophy, which emphasizes discipline at the plate and using the entire field as a hitting area. He has also instituted the use of wood bats in practice.

The 2007 and 2008 Seminoles established new school records for highest team batting average. In 2007, the Seminoles hit .350 in 62 games, shattering the previous record of .337 set in 63 games back in 1980. It also broke the ACC record of .347, set by Georgia Tech in 2001. The new standards stood for just one season as the 2008 Seminoles hit .355 over 68 games, leading the nation, as the Seminoles advanced to the College World Series.

The 2008 team was prolific offensively on every front. FSU's 869 hits ranks second in school history and its 12.8 hits per game established a new program standard. The Seminoles' 103 home runs were the most since belting 111 in 1999, while the .565 slugging percentage ranks second in school history. The 'Noles also scored 663 runs, recorded 603 RBI and notched 45 sacrifice flies, all of which rank among the top three seasons in program history. Much of the success can be attributed to demonstrating patience at the plate, where the Seminoles drew a nation-leading 435 walks and were the only team in the country with fewer strikeouts than walks. Overall, the 2008 team led the nation in hits, runs and walks and ranked among the top five in doubles (2nd), sacrifice flies (2nd), scoring (3rd), slugging percentage (3rd) and home runs (5th).

In 2009, the Seminoles topped the .320 hitting mark for a third consecutive seasons and finished second in the ACC with a .321 average. FSU led the league in on-base percentage, runs, RBI, doubles, total bases, walks and sacrifice flies. The Seminoles ranked among the top 10 teams in seven offensive categories, leading NCAA Division I programs with 46 sacrifice flies while ranking second in walks and doubles. He was recognized by SE-Baseball.com as the ACC Assistant Coach of the Year at seasons end.

Though not prolific, the 2010 Seminoles remained incredibly productive offensively, thanks in large part to their plate discipline and sense of timing. While the 'Noles batted .300, they led the nation in base on balls (402), ranked third in sacrifice flies (44) and consequently, finished 14th in runs scored (543). They also finished 22nd in doubles (147) and 23rd in home runs (86). With the propensity to put together big innings and a never-quit attitude which produced four walk-off victories, FSU won an ACC championship and advanced to the College World Series for the second time in three years, authoring a 48-20 final record.

Despite the 2011 bat restrictions, which has had a dramatic effect on offensive numbers across the nation, Florida State has ranked among the best in the country in terms of getting on base and manufacturing runs

during that span. In each of the last three seasons, the Seminoles have finished the year ranked in the top 25 in scoring (10th\15th\22nd), runs (4\7\11), doubles (1\5\3), doubles per game (6\23\7), walks (1\1\3) and hit-by-pitches (24\9\8). Over that span, Florida State ranks eighth nationally in scoring averaging 6.98 runs per game and is one of only three schools to rank in the top 22 nationally in that category. FSU has finished no lower than third in walks since 2008 leading the nation four times during that six-year span including 2008 (435), 2010 (402), 2011 (381) and 2012 (386). In 2013, the Seminoles hit .287 as a team – the fifth best average in the ACC – while leading the league in doubles (146) and on-base percentage (.411). FSU finished the season with 359 walks, second most in the league, and a school record 104 hit-by-pitches.

In need of a catcher heading into the 2007 season, the coaching staff turned to Freshman All-American shortstop Buster Posey. With Martin serving as his mentor, the athletically gifted Posey blossomed into a two-time All-American. A Johnny Bench Award finalist in 2007, he won the award presented to the nation's top catcher as a junior in 2008. Under Martin's tutelage, the Leesburg, Ga., native was awarded the 2008 Rawlings Gold Glove Award for his outstanding defensive play from behind the plate. Posey posted a .989 career fielding percentage as a catcher, registered 12 pickoffs and held opposing runners at bay throwing out 40.8 percent of attempted base stealers.

In his final season, Posey, who set a single-season record by batting .463 in 2008, was the national leader in six offensive categories and just the fourth player in Atlantic Coast Conference history to win the Triple Crown.

Martin first distinguished himself as the Seminoles' starting catcher from 1993-95, earning NCAA All-Tournament honors in each of his three seasons. He was the Most Valuable Player of the NCAA Atlantic II Regional in 1994, leading the Seminoles to the College World Series and earning second team NCBWA All-America honors. He was selected to the 1995 NCAA Atlantic I Regional All-Tournament Team as the Seminoles returned to Omaha for the second straight year. In 1993, Martin was a member of Team USA. He was drafted out of college by San Diego in the ninth round in 1995.

He began his collegiate career in 1992 at Manatee Community College, where he earned All-Conference honors. The Tallahassee native graduated from Maclay High School, where he captained the 1991 state championship team as a senior and had his No. 10 jersey retired. He was drafted as a shortstop out of high school by Seattle in the 31st round.

Martin Jr. married the former Litzie Andrade on November 27, 1999. They have two sons, Tyler (12) and T.J. (10), who are fixtures in the dugout, with their father and Hall of Fame grandfather, Florida State head coach Mike Martin.

MARTIN, JR. BY THE NUMBERS

Team's batting average since 1998	.311
Team batting average in postseason since 1998	.324
Team's slugging pct since 1998	.488
Team's on base percentage since 1998	.416
Average home runs per game	1.09
Average runs per game	8.05
All-Americans (first, second, third team)	30
Hitters drafted	49
All-ACC Selections	54
Top 30 Nat'l Scoring Offenses since 1998	11



17 CONFERENCE CHAMPIONSHIPS ~ 7 STRAIGHT ACC ATLANTIC DIVISION TITLES

SEMINOLE COACHING STAFF



CHIP BAKER

DIRECTOR OF BASEBALL OPS

HIGH POINT '80

30TH SEASON AT FSU

Returning for his 30th season as the senior member of Mike Martin's staff, Chip Baker is one of the most popular figures in the Seminole program. Baker is in his 12th year as Florida State's Director of Baseball Operations; a multi-faceted position for the man who spent 18 years as a Seminole assistant.

Baker oversees all administrative aspects of Seminole baseball, including the budget, team travel, game operations, equipment, field and facility maintenance and scheduling. He also assists the efforts of the marketing and ticket offices and is the contact point for all communication between the program and the Bullpen Club, Seminoles Boosters and the Alumni Association.

During his tenure with the Seminoles, Baker has participated in 29 NCAA post-season tournaments and 14 College World Series. He was a member of the coaching staff for the 1986 and 1999 teams that reached the CWS championship game. Baker's duties as an assistant included coaching third base, tutoring FSU's catchers, scouting opponents and directing the Seminoles' defensive alignments.

A former assistant at Virginia Tech and Georgia Tech, Baker is known as one of college baseball's premier catching instructors. During his tenure, Baker coached seven All-American receivers, including Ed Fulton, Barry Blackwell, major-leaguer Marc Ronan, Pedro Grifol, current assistant coach Mike Martin, Jr., Jeremy Salazar and most recently, Tony Richie.

Baker also serves as the director of the Mike Martin and Seminole Advanced Baseball Schools. Over 120 former campers have gone on to wear the Garnet and Gold and several have advanced to the major leagues. Past camps have produced 30 first round draft picks including Sean Gilmartin, John-Ford Griffin, Nick Stocks, Jonathan Johnson, J.D. Drew, Chipper Jones, Alex Rodríguez and brothers Justin and B.J. Upton. The Super Skills Academy is widely regarded as one of the nation's top summer camps. Baker has also been on the staff of national and regional clinics and continues to work with local youth organizations putting together clinics.

The 56-year-old native of North Carolina has written articles for Scholastic Coach and Collegiate Baseball magazines on the subjects of catching, third base coaching and bunting, and has published a Collegiate Level Strength & Speed book. Nine years ago, Baker put together a record-selling catching video with Championship Videos entitled, 'Expanding the Strike Zone.' A popular speaker with no shortage of stories, Baker continues to address Seminole Booster clubs and civic organizations around the state.

A 1980 graduate of High Point University in North Carolina, Baker was part of four Carolina Conference championship teams, including the 1979 team that was the NAIA World Series runner-up.

After completing his bachelor's degree in physical education, Baker earned a Master of Science degree in motor behavior at Virginia Tech, where he began his collegiate coaching career.

Baker is married to the former Julie Larsen, a record-holding pitcher on FSU's 1985-88 softball teams, who was inducted into the Florida State Hall of Fame in 1995. The two were married in 1991 in a most memorable ceremony conducted between a doubleheader at Dick Howser Stadium. The Bakers are the proud parents of an 18 year-old daughter, Katie Nicole, who is a regular at FSU home games and has traveled to the College World Series five times. Katie recently signed a national letter of intent to play softball at Florida State beginning in the fall of 2014. Baker's older brother, Jim, is the head basketball coach at Catawba College.

In 2001, Baker and head coach Mike Martin were presented with the university's prestigious Westcott Award for their bravery in saving the lives of players and staff during the Seminoles' road trip to Stanford. Leaving the San Francisco airport, the two coaches gained control of the team's charter bus after the driver suffered a fatal heart attack, safely guiding the bus to the side of a busy highway.

A voter for the National College Baseball Hall of Fame, Baker was recognized in 2006 by the American Baseball Coaches Association 'For a Quarter Century of Leadership & Devotion to Baseball.' In April of 2014, Baker will enter Florida State's Circle of Gold, an honor acknowledging a worthy individual who, through their service and achievements, personify the university's tradition of excellence. Baker has also served as a TV analyst for college baseball broadcasts on ESPN3 and Fox Sports.



BRYAN HENRY

VOLUNTEER ASSISTANT COACH

FLORIDA STATE '07

1ST SEASON AT FSU

Former Seminole All-American Bryan Henry returns to Florida State joining the coaching staff in his first season as the Seminoles' volunteer assistant in 2014. Henry's primary responsibilities will be in the development of the outfielders while serving as the first base coach.

Selected in the 12th round of the 2007 MLB First Year Player Draft by the Arizona Diamondbacks, Henry played all seven seasons in the Diamondbacks' organization playing for the Triple-A Reno Aces in 2012 and 2013. He was part of three league championships, twice with Double-A Mobile and once with Triple-A Reno. Henry's 2012 Reno team captured both the Pacific League Championship and the Triple-A National Championship, beating former Seminole teammate Tony Thomas and the Pawtucket Red Sox. Used as both a starter and reliever throughout his career, Henry won 30 career games, recording 556.1 innings and a posting a career ERA of 4.06.

Henry was also a 2010 Team USA selection, competing in the Pan Am Games in Puerto Rico. He threw 6.0 innings allowing one run in the tournament. Henry's teammates on the 2010 squad included current major league players Mike Trout, Chris Archer, Eric Hosmer, Todd Frazier and Mike Moustakas.

A graduate of Florida State University in 2007, Henry played three seasons with the Seminoles serving as a two-way player during his sophomore season in 2005 before concentrating solely on pitching for his final two years. The Tallahassee, Fla., native posted a career record of 32-9 with a 2.60 ERA in 53 appearances. Henry recorded 273 strikeouts in 322.1 innings of work, while holding opponents to a .231 average. He ranks ninth in wins and 10th in ERA with at least 200 innings of work all-time in the Seminole record books.

As a senior in 2007, Henry earned ACC Pitcher of the Year and All-ACC first team accolades, while claiming first team All-America honors from Collegiate Baseball. The right hander was also a semifinalist for the Golden Spikes Award and Dick Howser Trophy after finishing the year with a 14-2 record and a 2.60 ERA. He led the team in wins and ERA and ranked first in the ACC in wins, innings pitched (117.2) and strikeouts (117). His 14 wins tied for the most nationally, while he finished the year ranked 19th in strikeouts. Henry remains the only Seminole pitcher to be recognized as a three-time first team All-ACC honoree.

Prior to arriving at Florida State, Henry spent one season at North Florida Community College where he went 6-5 with a 2.90 ERA. He struck out 79 batters and issued just 12 walks in 90 innings pitched. Henry also played first and third as he hit .386 with five home runs and 40 RBI en route to earning second team All-Panhandle Conference honors.

Henry was a three-year starter at Florida High where he was named the Class 2A State Player of the Year and a first team FSWA All-State selection as a senior.

Henry is married to the former Laura -Lee Atkinson, a volleyball standout at Valdosta State. The couple has one child, a son Andrew, who was born in 2012.







BASEBALL SUPPORT STAFF



John Baker
Public Address Announcer



Matthew Baranovich
Student Manager



Cathy Benton
Baseball Administrative Assistant



Pat Campbell
Game Day Operations




Garrett Chiado
Student Manager



Greg Christopher
Web Video Coordinator




Keith Cottrell
Field Supervisor




Tyler Crutchfield
Athletic Training Student



Brian Donaway
Field Supervisor



Alexander Dry
Student Manager




Francis Forman
Student Manager



Eric Frey
Videoboard Coordinator



Kevin Gadowry
Video Coordinator




Jim Garbarino
Associate Director
Seminole Productions




Joe Garcia
Assistant Director
of Ticket Operations



Charlie Hogan
Advisor/Baseball
Academic Support



Bradley Irwin
Student Manager



Brandon Lane
Marketing Assistant



Jason Leturmy
Assistant Sports
Information Director



Taylor Lloyd
Student Manager



Eric Luallen
Radio Play-by-Play



Sammy May
Student Manager




Dr. Chuck Morris
Assistant Athletics Director
Ops & Event Mgmt



Bryan Paar
Assistant Director of
Events



Ryan Robinson
Athletic Training Student



Adam Ross
Strength Coach




Matthew Rudd
Assistant Director
Athletic Ticket Office



Tyler Rutledge
Student Manager



Ralph Shick
Director of Compliance



Dane Smith
Equipment &
Clubhouse Manager



Brandon Stone
Athletic Trainer



Staci Sutton
Spirit & Batgirl
Coordinator



Jared Weiss
Student Manager




Zack Woodrich
Business Office



17 CONFERENCE CHAMPIONSHIPS ~ 7 STRAIGHT ACC ATLANTIC DIVISION TITLES

FLORIDA STATE Batgirls



Spenser



Sara
Vice President



Hannah
President



Avalon
Treasurer



Caitly



Natalie



Lauryn




Michaela



JJ




Kaitlyn



Lindsey



Angeline



Chandler



Natalie



Kendall



Taylor



Mckenzie



Courtney



Jessica



Katie



Hannah



Igsha



Haley



@FSU_BATGIRLS



/FLORIDASTATEBATGIRLS



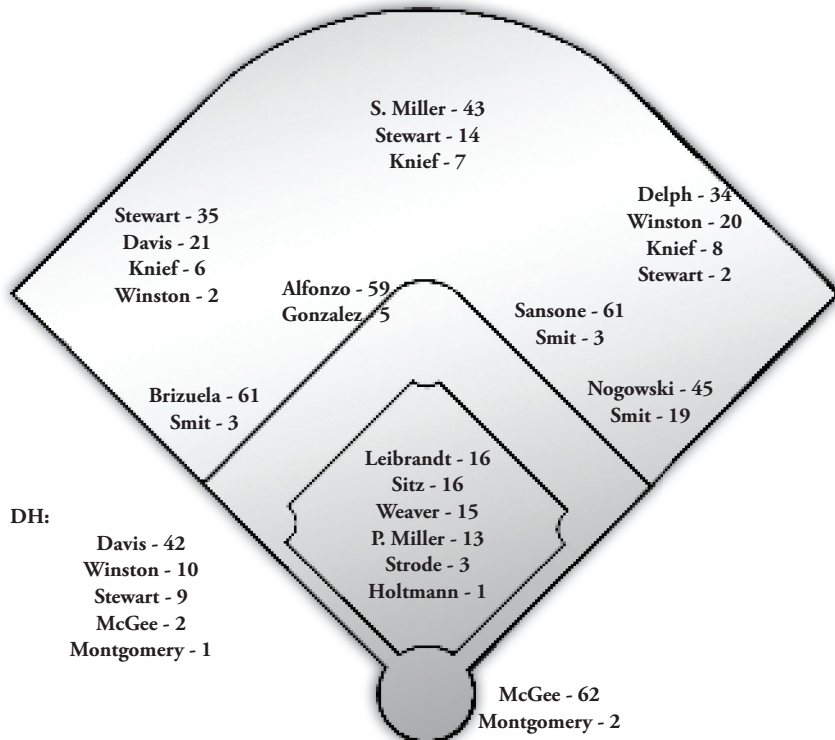
2013 SEASON IN REVIEW

FSU BY THE NUMBERS

- **1** - Brandon Leibrandt's complete game at Virginia was the first and only by a Seminole pitcher in 2013 and the first since 2011.
- **4** - Florida State placed four student-athletes on the All-ACC first and second teams. The Seminoles have placed at least one member on the first team in 20 straight seasons (1994-2013).
- **5** - A Florida State student-athlete was honored as the ACC Player/Pitcher of the Week five times in 2013 including DJ Stewart who was named Player of the Week twice.
- **6** - Six former Seminoles are currently on MLB rosters (St. Louis - Randy Choate, Shane Robinson, John Gast; SF Giants - Buster Posey; Boston - Stephen Drew; Miami - Matt Diaz).
- **7** - FSU clinched its seventh straight ACC Atlantic Division title after finishing the 2013 season with a 20-10 league mark.
- **8** - FSU finished the regular season with an RPI of No. 8 released by the NCAA.
- **10** - Senior Seth Miller had a team-high 10 outfield assists on the year with five of those assists coming on outs at the plate. The Seminoles finished with 17 outfield assists as a team.
- **13** - Brandon Leibrandt recorded a team-best 13 pick-offs in 2013 - the most in a single-season dating back to 1996.
- **14** - Luke Weaver struck out a career-high 14 batters against Troy in the NCAA Regional. It marked the most strikeouts by a Seminole pitcher since Tyler Chambliss' 15 strikeouts in 2005.

- **16** - The Seminoles opened the 2013 campaign winning its first 16 games marking the second best start in school history.
- **20** - FSU reached 20 wins in the ACC for the sixth time since joining the league in 1992.
- **28** - FSU finished the season with a top 15 ranking for the 28th time in the last 29 years.
- **35** - Florida State's starting pitchers were responsible for 35 of the 47 victories in 2013.
- **36** - FSU made its 36th consecutive regional appearance - the second longest streak in the nation (behind Miami - 41).
- **40** - The Seminoles reached the 40-win plateau for the 36th year in a row.
- **51** - FSU made its 51st NCAA Tournament appearance in 2013. The Seminoles join the Texas Longhorns as the only two schools with 50 or more postseason appearances all-time.
- **66** - Florida State has put together 66 consecutive winning seasons - no Seminole baseball team has ever suffered a losing season.
- **104** - Florida State set the school record for hit-by-pitches in a season with 104 in 2013.
- **146** - The Seminoles registered an ACC leading 146 doubles on the year - good for an average of 2.28 doubles per game.
- **359** - Florida State once again ranked among the nation's leaders in walks with 359 in 2013 - good for second in the ACC and third nationally.
- **400** - Mike Martin recorded career win No. 400 in the ACC following FSU's 8-6 victory over Wake Forest (4/27). Martin has the most league wins of any coach in the ACC.

2013 GAMES STARTED BY POSITION



HONORS & AWARDS

Preseason All-Americans

- Brandon LeibrandtCollegiate Baseball (3rd)
- Mike Compton.....NCBWA (3rd)
- Collegiate Baseball (3rd)

All-Americans

- Scott Sitz, SP.....Third Team - CB

ABCA All-Atlantic Region

- Scott Sitz, SP.....First Team
- Marcus Davis, DH.....Second Team

Freshmen All-Americans

- DJ Stewart, OF.....CB, NCBWA, PG

Capital One Academic All-District IV

- Gage Smith, P.....First Team

All-ACC Accolades

- Scott Sitz, SP.....First Team
- Stephen McGee, CSecond Team
- DJ Stewart, OF.....Second Team
- All-Tournament Team
- Luke Weaver, SP.....Second Team

All-ACC Academic Team

- Gage Smith.....Scholar-Athlete of the Year
- Josh Delph.....Brandon Leibrandt
- Stephen McGee.....Peter Miller
- Seth Miller

ACC Player/Pitcher of the Week

- Marcus Davis*Week 2 - Feb. 25
- Brandon Leibrandt^Week 4 - March 11
- DJ Stewart*Week 6 - March 25
- Stephen McGee*Week 12 - May 6
- DJ Stewart*Week 13 - May 13

Gregg Olson Breakout Player of the Year

- Scott Sitz.....Finalist, Semifinalist

Johnny Bench Award

- Stephen McGee.....Semifinalist, Watch List

National Pitcher of the Year Award

- Scott Sitz.....Watch List

Stopper of the Year Award

- Robby Coles.....Mid-Season Watch List

National Accolades

- Marcus Davis.....CB POW - Feb. 25
- DJ Stewart.....CB POW - May 13
- NCBWA Hitter of the Week - May 13

2013 MLB Draft

- Stephen McGee.....9th Rd (277th) - LA Angels
- Peter Miller.....16th Rd (484th) - LA Dodgers
- Marcus Davis.....24th Rd (718th) - San Diego
- Robby Coles.....28th Rd (836th) - NY Mets
- Scott Sitz.....28th Rd (846th) - Detroit

Key: * - Player of the Week; ^ - Pitcher of the Week;

CB - Collegiate Baseball; PG - Perfect Game



2013 SEASON IN REVIEW

ALL-AMERICAN MUSTACHE

Florida State's Scott Sitz was named a third team Louisville Slugger All-American by Collegiate Baseball newspaper for the first time in his career. The senior right hander put together a career year posting single-season highs for wins (10), starts (16), innings pitched (94.2) and strikeouts (80). He finished the year ranked in the top 10 in the ACC in four pitching categories including ERA (4th), wins (t-4th), innings pitched (9th) and strikeouts (10th).

SMITH HEADS UP ALL-ACC ACADEMIC TEAM

For the second straight year, Florida State was at the top of the class in the Atlantic Coast Conference leading all schools with a league-best six student-athletes on the 2013 All-ACC Baseball Academic Team. Junior relief pitcher Gage Smith was named the 2013 ACC Scholar-Athlete of the Year. Smith became the third Seminole to earn scholar-athlete of the Year accolades and fourth since the league started the academic team in 2006. It also marks the third year in a row that Florida State has claimed the ACC's top scholar-athlete. Smith joins Buster Posey (2008) and back-to-back winner James Ramsey (2011 & 2012) as past recipients of the award. Joining Smith on the team were Josh Delph, Brandon Leibrandt, Stephen McGee, Peter Miller and Seth Miller.

WEAVER EARNS SPOT ON TEAM USA

Luke Weaver accepted an invitation to play with the USA Baseball Collegiate National Team during the summer of 2013. Weaver closed out the 2013 campaign with a 7-2 record and a 2.29 ERA in 17 appearances including 15 starts. He led the team in innings pitched (98.1) and strikeouts (119) while holding opponents to a .221 average. The sophomore right hander is the 16th Seminole to play for Team USA and the first since Sean Gilmartin in 2010.

FRESHMEN ALL-AMERICAN

DJ Stewart was named a Freshmen All-American by two publications following the 2013 season honored by Collegiate Baseball & NCBWA. Stewart closed out his first year with the Garnet & Gold as the team leader in average (.364), hits (82), doubles (25) & slugging percentage (.560). He finished the season ranked in the top 10 in the ACC in six offensive categories including doubles (3rd), batting average (4th), on-base percentage (5th), RBI (7th), slugging percentage (8th) and hits (9th). Stewart closed out the season as one of the hottest hitters in the nation hitting .564 in his last 10 games.

10-WIN SEASON

A pair of Florida State pitchers reached the 10-win plateau following the Seminoles' three-game sweep at the NCAA Tallahassee Regional. Scott Sitz and Brandon Leibrandt both recorded their 10th win of the season after beating Savannah State and Troy, respectively. The last time FSU had two 10-win pitchers in the same season was 2008 when Matt Fairrel (12-2) and Ryan Strauss (10-1) performed the feat.

DIVISIONAL CROWN

For the seventh year in a row, Florida State finished atop the ACC Atlantic Division claiming at least a share of the division title. Since the move to divisional play in 2006, FSU has captured at least a share of the division title in seven of the eight years. Florida State has won the division title outright six times (2007-09, 2011-13), while sharing the title with Clemson in 2010. The Seminoles finished the 2013 season at 20-10 reaching 20 wins in league play for the sixth time since joining the ACC in 1992. FSU tied a league record for victories in ACC play after going 24-6 in 2012. The 2012 Seminoles joined the 2006 Clemson Tigers and 2008 Florida State Seminoles for the most wins in league history. FSU is the only school in the league to register 24 wins in ACC play on multiple occasions.

14K PERFORMANCE

Luke Weaver struck out a career-high 14 batters in Florida State's 11-0 win over Troy in the winner's bracket game of the Tallahassee Regional. It marked the most strikeouts in his career and the most by a Seminole pitcher since Tyler Chambliss struck out 15 against Maryland on March 11, 2006. Weaver became just the second pitcher to record 10 or more strikeouts in a game in 2013 joining Brandon Leibrandt who struck out 10 against Duke back on April 13.

MARTIN MOVING UP THE CHARTS

Head coach Mike Martin became the ACC's all-time leader for conference wins following FSU's 6-1 victory over Miami back on April 21, 2012. Martin surpassed Clemson's Bill Wilhelm, who established the record with 378 victories after he retired in 1993, on the all-time list. Martin currently sits with an all-time record of 405-165 against league foes. Martin needs one win in ACC Tournament play to tie Wilhelm for the league record (64) and is 57 wins shy of tying Clemson's Hall of Fame coach (1,161) for the most overall wins by a coach as a member of the ACC. Martin is already the league's all-time winningest coach in terms of NCAA Tournament victories with 98 since 1992.

PICKIN' PARTY

Brandon Leibrandt finished the 2013 season with 13 pick-offs - the most in a single-season dating to 1996. The sophomore southpaw's 17 career pick-offs are the most by a Seminole pitcher dating back to 1996. Tony Richie, who caught for two seasons (2002-03), tallied 14 career pick-offs. As a team, Florida State recorded 20 pick-offs on the year - second most in the ACC trailing only Miami (22).

OUCH! THAT HURTS

Florida State set the school record for hit-by-pitches posting 104 in 2013 - marking the first time a Seminole team has reached triple digits in the hit-by-pitch category. The mark eclipsed the old school record of 97 set in 66 games during the 2001 campaign. The 104 HBP led the ACC and ranked eighth nationally. Fifteen different Seminoles were hit by at least one pitch in 2013 leaving just two players on the roster, with at least one at-bat, who did not get hit by a pitch. Twelve Seminoles were hit at least five times in 2013 led by John Sansone with 13. Josh Delph and John Nogowski were both hit 11 times followed by Stephen McGee with 10. Seth Miller and Giovanni Alfonzo were each hit nine times, DJ Stewart with eight, Brett Knief, Marcus Davis and Casey Smit with six each and Jameis Winston and Jose Brizuela with five apiece.

FSU 2013 RECORDS

	2012	2013
Overall.....	50-17	47-17
Home.....	33-5	35-5
Away.....	15-6	11-9
Neutral.....	2-6	1-3
vs. Ranked Teams.....	15-7	12-11
On TV.....	25-11	27-11
On Internet.....	12-2	16-4
ACC.....	24-6	20-10
ACC Home.....	13-2	13-2
ACC Away.....	11-4	7-8
vs. ACC (non-conference).....	0-3	0-4
vs. Atlantic Sun.....	5-2	7-0
vs. Atlantic 10.....	3-0	3-0
vs. BIG EAST.....	x	6-0
vs. Big South.....	x	2-0
vs. Big Ten.....	x	0-2
vs. Conference USA.....	3-0	3-0
vs. MEAC.....	x	1-0
vs. SEC.....	0-3	2-1
vs. Sun Belt.....	2-1	3-0
Extra Innings.....	3-1	1-1
Morning Start.....	0-1	1-2
Afternoon Start.....	25-9	28-7
Evening Start.....	25-7	18-8
In Florida.....	37-8	42-6
In Maryland.....	x	2-1
In Nebraska.....	2-2	0-0
In North Carolina.....	5-4	2-5
In Virginia.....	0-0	1-5
On Monday.....	2-2	1-1
On Tuesday.....	5-3	8-1
On Wednesday.....	4-3	4-1
On Thursday.....	0-2	0-2
On Friday.....	11-3	10-3
On Saturday.....	14-2	12-7
On Sunday.....	14-2	12-2
In February.....	6-1	7-0
In March.....	17-3	17-4
In April.....	13-3	11-5
In May.....	7-8	10-6
In June.....	7-2	2-2
FSU scores 0-3 runs.....	10-8	4-14
FSU scores 4-7 runs.....	16-9	15-2
FSU scores 8+ runs.....	24-0	28-1
Opp scores 0-3 runs.....	34-0	31-4
Opp scores 4-7 runs.....	13-9	14-7
Opp scores 8+.....	3-8	2-6
FSU homers.....	23-6	23-3
Opponent homers.....	12-9	6-9
FSU has more hits.....	33-2	31-4
Opp has more hits.....	11-13	10-12
Hits are tied.....	6-2	6-1
versus LHP (Starter).....	14-5	16-8
versus RHP (Starter).....	36-12	31-9
when a reliever pitches.....	50-17	47-16
Kyle Bird.....	11-11	9-3
Kenny Burkhead.....	x	4-3
Robby Coles.....	x	24-6
Evan Geist.....	2-0	0-0
Bryant Holtmann.....	15-9	16-5
Brandon Johnson.....	9-7	12-3
Hayden Jordan.....	x	1-0
Peter Miller.....	1-3	0-1
Dylan Silva.....	x	3-4
Scott Sitz.....	2-2	0-0
Billy Strode.....	x	10-7
Gage Smith.....	28-11	25-10
Luke Weaver.....	5-5	2-0
Jameis Winston.....	x	12-5
Last 5 Games.....		3-2
Last 10 Games.....		4-6
Current Streak.....		Lost 2
FSU wears Garnet.....	8-7	12-6
FSU wears Gold.....	12-0	9-1
FSU wears White.....	15-5	18-2
FSU wears Gray.....	13-3	4-6
FSU wears White Pinstripes.....	0-0	0-0
FSU wears Gray Pinstripes.....	2-2	3-2
FSU wears Green (Military).....	0-0	1-0
In one-run games.....	13-3	7-6
In two-run games.....	5-3	8-3
As the No. 1 team.....	16-10	0-0
Against the No. 1 team.....	0-2	0-0



2013 FINAL STATS

RECORD: 47-17 HOME: 35-5 AWAY: 11-9 NEUTRAL: 1-3 ACC: 20-10

BATTING

Player	AVG	GP	GS	AB	R	H	2B	3B	HR	RBI	TB	SLG%	BB	HBP	SO	GDP	OB%	SF	SH	SB	ATT	PO	A	E	FLD%
8 DJ Stewart	.364	60	60	225	50	82	25	2	5	59	126	.560	38	8	40	4	.469	2	1	8	12	83	3	2	.977
53 Jose Brizuella	.324	61	61	216	40	70	14	3	4	44	102	.472	34	5	39	3	.422	3	3	7	9	37	98	22	.860
24 Marcus Davis	.301	64	63	239	56	72	20	0	9	62	119	.498	29	6	34	5	.382	6	1	6	8	30	1	1	.969
9 Stephen McGee	.286	64	64	206	50	59	16	1	9	52	104	.505	55	10	37	7	.449	5	2	4	4	456	37	5	.990
3 John Nogowski	.277	58	45	159	36	44	11	2	2	33	65	.409	27	11	27	6	.412	2	3	2	4	363	43	2	.995
18 Seth Miller	.276	62	43	170	38	47	15	4	0	19	70	.412	25	9	27	4	.391	3	4	4	9	102	10	0	1.000
2 Josh Delph	.270	40	34	111	32	30	6	0	1	21	39	.351	33	11	15	0	.468	3	2	5	8	69	1	2	.972
1 Giovanni Alfonzo	.263	62	59	205	31	54	6	0	0	26	60	.293	27	9	35	7	.369	3	6	2	4	90	154	13	.949
44 Jameis Winston	.235	41	32	119	21	28	7	3	0	9	41	.345	22	5	33	1	.377	0	0	2	4	54	9	4	.940
12 John Sansone	.233	63	61	193	36	45	11	0	2	32	62	.321	33	13	56	4	.379	1	4	2	5	90	144	10	.959
16 Alvin Swoope	.500	3	0	2	1	1	0	0	0	0	1	.500	1	0	1	0	.667	0	0	0	0	2	2	1	.800
25 Brett Knief	.333	41	21	87	16	29	5	2	1	14	41	.471	12	6	16	3	.435	3	4	1	2	35	0	1	.972
43 Casey Smit	.299	45	25	97	18	29	9	0	0	13	38	.392	14	6	15	4	.412	2	2	1	1	171	36	5	.976
10 Justin Gonzalez	.278	5	5	18	5	5	0	1	2	5	13	.722	3	1	6	1	.409	0	0	0	0	11	5	0	1.000
32 Ladson Montgomery	.267	24	3	30	1	8	1	0	0	3	9	.300	4	2	1	0	.389	0	0	0	0	58	3	1	.984
23 JJ Gould	.143	15	0	7	3	1	0	0	0	1	1	.143	0	2	3	0	.333	0	0	0	0	5	7	1	.923
28 Lec Howard	.000	9	0	8	0	0	0	0	0	0	0	.000	2	0	3	1	.200	0	0	0	0	1	0	0	1.000
27 Ryan Valdes	.000	13	0	7	1	0	0	0	0	0	0	.000	0	0	2	0	.000	0	0	0	1	5	0	1	.833
26 Scott Sitz	.000	1	0	2	0	0	0	0	0	1	0	.000	0	0	0	0	.000	0	0	0	0	7	10	2	.895
14 Kyle Bird	.000	1	0	0	0	0	0	0	0	0	0	.000	0	0	0	0	.000	0	0	0	0	2	4	0	1.000
Totals	.287	64	64	2101	435	604	146	18	35	394	891	.424	359	104	390	50	.411	33	32	44	71	1703	640	82	.966
Opponents	.243	64	64	2133	238	519	97	13	22	203	708	.332	189	39	501	39	.314	17	28	41	67	1636	623	74	.968

LOB - Team (558), Opp (467). DPs turned - Team (47), Opp (61). CI - Team (2), McGee, S. 2.

PITCHING

Player	ERA	W	L	APP	GS	CG	SHO	CBO	SV	IP	H	R	ER	BB	SO	2B	3B	HR	AB	B/Avg	WP	HBP	BK	SFA	SHA
26 Scott Sitz	2.09	10	2	16	16	0	0	3	0	94.2	92	40	22	22	80	19	3	3	360	.256	2	3	0	5	3
7 Luke Weaver	2.29	7	2	17	15	0	0	1	0	98.1	78	26	25	19	119	8	1	5	353	.221	5	3	1	1	2
37 Brandon Leibrandt	3.44	10	4	16	16	1	0	1	0	89.0	89	40	34	30	77	16	2	7	333	.267	3	4	0	1	7
40 Peter Miller	3.55	6	2	14	13	0	0	2	0	58.1	60	28	23	21	47	17	2	1	226	.265	4	7	1	4	2
21 Dylan Silva	0.82	0	0	7	0	0	0	0	0	11.0	4	6	1	10	7	1	0	0	37	.108	0	3	0	1	0
30 Robby Coles	2.25	4	2	30	0	0	0	2	9	36.0	30	14	9	16	35	5	1	2	138	.217	2	3	0	1	0
19 Gage Smith	2.41	4	2	35	0	0	0	3	1	41.0	35	15	11	8	32	7	1	1	150	.233	1	3	0	0	5
5 Billy Strobe	2.43	1	0	20	3	0	0	1	1	37.0	30	12	10	8	33	7	0	0	138	.217	1	2	0	0	1
44 Jameis Winston	3.00	1	2	17	0	0	0	1	2	27.0	18	11	9	12	21	3	2	1	102	.176	5	1	1	1	1
51 Brandon Johnson	3.98	1	1	15	0	0	0	1	0	20.1	23	11	9	8	13	2	1	0	79	.291	1	2	0	2	2
33 Bryant Holtmann	4.00	3	0	22	1	0	0	2	0	36.0	31	16	16	19	23	6	0	1	132	.235	2	4	0	1	4
14 Kyle Bird	6.10	0	0	12	0	0	0	0	0	10.1	16	11	7	10	10	3	0	0	47	.340	2	3	0	0	1
36 Kenny Burkhead	7.04	0	0	7	0	0	0	1	0	7.2	9	6	6	6	3	3	0	1	31	.290	0	0	0	0	0
35 Hayden Jordan	18.00	0	0	1	0	0	0	0	0	1.0	4	2	2	0	1	0	0	0	7	.571	0	1	0	0	0
Totals	2.92	47	17	64	64	1	7	7	13	567.2	519	238	184	189	501	97	13	22	2133	.243	28	39	3	17	28
Opponents	6.21	17	47	64	64	1	3	3	6	545.1	604	435	376	359	390	146	18	35	2101	.287	59	104	3	33	32

PB - Team (10), McGee, S. 9, Montgomery, L. 1, Opp (12). Pickoffs - Team (20), Leibrandt, B. 13, Smith, G. 2, Weaver, L. 2, McGee, S. 2, Sitz, S. 1, Opp (19).

FIELDING

Player	C	PO	A	E	FLD%	DPs	SBA	CSB	SBA%	PB	CI
18 Seth Miller	112	102	10	0	1.000	4	0	0	-	0	0
10 Justin Gonzalez	16	11	5	0	1.000	0	0	0	-	0	0
5 Billy Strobe	9	5	4	0	1.000	0	3	2	.600	0	0
51 Brandon Johnson	6	3	3	0	1.000	1	2	0	1.000	0	0
14 Kyle Bird	6	2	4	0	1.000	0	3	0	1.000	0	0
36 Kenny Burkhead	2	2	0	0	1.000	0	0	0	-	0	0
21 Dylan Silva	2	0	2	0	1.000	1	1	0	1.000	0	0
28 Lee Howard	1	1	0	0	1.000	0	0	0	-	0	0
3 John Nogowski	408	363	43	2	.995	34	0	0	-	0	0
9 Stephen McGee	498	456	37	5	.990	4	40	20	.667	9	2
32 Ladson Montgomery	62	58	3	1	.984	1	1	0	1.000	1	0
8 DJ Stewart	88	83	3	2	.977	0	0	0	-	0	0
43 Casey Smit	212	171	36	5	.976	12	0	0	-	0	0
2 Josh Delph	72	69	1	2	.972	0	0	0	-	0	0
25 Brett Knief	36	35	0	1	.972	0	0	0	-	0	0
24 Marcus Davis	32	30	1	1	.969	0	0	0	-	0	0
37 Brandon Leibrandt	28	2	25	1	.964	0	10	7	.588	0	0
12 John Sansone	244	90	144	10	.959	26	0	0	-	0	0
40 Peter Miller	20	9	10	1	.950	0	3	3	.500	0	0
1 Giovanni Alfonzo	257	90	154	13	.949	26	0	0	-	0	0



17 CONFERENCE CHAMPIONSHIPS ~ 7 STRAIGHT ACC ATLANTIC DIVISION TITLES

2013 FINAL STATS

44 Jameis Winston	67	54	9	4	.940	0	2	0	1.000	0	0
23 JJ Gould	13	5	7	1	.923	3	0	0	-	0	0
7 Luke Weaver	23	9	12	2	.913	1	8	6	.571	0	0
26 Scott Sitz	19	7	10	2	.895	0	2	5	.286	0	0
53 Jose Brizucla	157	37	98	22	.860	11	0	0	-	0	0
33 Bryant Holtmann	13	2	9	2	.846	0	3	1	.750	0	0
27 Ryan Valdes	6	5	0	1	.833	0	0	0	-	0	0
19 Gage Smith	10	0	8	2	.800	0	4	1	.800	0	0
16 Alvin Swoope	5	2	2	1	.800	0	0	0	-	0	0
30 Robby Coles	1	0	0	1	.000	0	0	1	.000	0	0
35 Hayden Jordan	0	0	0	0	.000	0	0	0	-	0	0
53 Jose Brizucla	122	109	8	5	.959	2	0	0	-	0	0
Totals	2425	1703	640	82	.966	47	41	26	.612	10	2
Opponents	2333	1636	623	74	.968	61	44	27	.620	12	0

INNING-BY-INNING SUMMARY

	1	2	3	4	5	6	7	8	9	Ex	Total
Florida State	55	61	50	49	51	62	43	42	20	2	435
Opponents	17	23	30	38	26	21	23	28	29	3	238

RECORD WHEN TEAM SCORES

Runs	0	1	2	3	4	5	6	7	8	9	10+
W-L	0-3	0-2	4-5	0-4	5-1	4-0	3-1	3-0	7-0	5-1	16-0

RECORD WHEN OPPONENT SCORES

Runs	0	1	2	3	4	5	6	7	8	9	10+
W-L	7-0	9-0	8-1	7-3	5-3	4-2	4-1	1-1	0-2	1-1	1-3

RECORD WHEN LEADING AFTER

Inn	1	2	3	4	5	6	7	8
W-L	22-1	29-1	34-1	38-1	41-2	43-3	42-1	43-1

RECORD WHEN TRAILING AFTER

Inn	1	2	3	4	5	6	7	8
W-L	4-4	3-5	3-8	4-11	5-12	3-11	3-13	0-14

RECORD WHEN TIED AFTER

Inn	1	2	3	4	5	6	7	8
W-L	21-12	15-11	10-8	5-5	1-3	1-3	2-3	3-2

Home attendance.....183,770 (40 dates avg = 4,594)

Away attendance.....67,265 (24 dates avg = 2,802)

Total attendance251,035 (64 dates avg = 3,922)

WIN-LOSS SUMMARY

Total	47-17	Opponent 10+ runs	1-3	Opp. made 0 errors	10-12
Conference	20-10	Scored in 1st inning	23-2	Opp. made 1 error	18-4
Non-Conf	27-7	Scores first	38-3	Opp. made 2+ errors	19-1
Home	35-5	Opp. scores first	9-14	Out-hit opponent	31-4
Away	11-9	After 6 leading	43-3	Out-hit by opponent	10-12
Neutral	1-3	After 6 trailing	3-11	Hits are tied	6-1
Day	29-8	After 6 tied	1-3		
Night	18-9	After 7 leading	42-1		
vs Left	16-8	After 7 trailing	3-13		
vs Right	31-9	After 7 tied	2-3		
1-Run games	7-6	After 8 leading	43-1		
2-Run games	8-3	After 8 trailing	0-14		
5+Run games	23-6	After 8 tied	3-2		
Extra innings	1-1	Hit 0 home runs	24-14		
Shutouts	7-3	Hit 1 home run	15-3		
Scoring 0-2 runs	4-10	Hit 2+ home runs	8-0		
Scoring 3-5 runs	9-5	Opponent 0 home runs	41-8		
Scoring 6-9 runs	18-2	Opponent 1 home run	5-4		
Scoring 10+ runs	16-0	Opponent 2+ HRs	1-5		
Opponent 0-2 runs	24-1	Made 0 errors	9-8		
Opponent 3-5 runs	16-8	Made 1 error	21-4		
Opponent 6-9 runs	6-5	Made 2+ errors	17-5		



2013 FINAL RESULTS

Date	Opponent	Score	Inns	Overall	ACC	Pitcher of record	Attend	Time
Feb 15, 2013	RHODE ISLAND	W 11-5	9	1-0-0	0-0-0	Leibrandt, B (W 1-0)	5354	3:01
Feb 16, 2013	RHODE ISLAND	W 6-2	9	2-0-0	0-0-0	Johnson, B. (W 1-0)	5229	3:10
Feb 17, 2013	RHODE ISLAND	W 8-6	(10)	3-0-0	0-0-0	Smith, G. (W 1-0)	4183	3:50
Feb 20, 2013	JACKSONVILLE	W 9-7	9	4-0-0	0-0-0	Weaver, L. (W 1-0)	3861	2:52
Feb 23, 2013	USF	W 14-3	8	5-0-0	0-0-0	Leibrandt, B (W 2-0)	3492	2:59
Feb 24, 2013	USF	W 8-0	9	6-0-0	0-0-0	Sitz, S. (W 1-0)	4582	2:29
Feb 24, 2013	USF	W 5-2	9	7-0-0	0-0-0	Miller, P. (W 1-0)	4582	2:39
Mar 1, 2013	VILLANOVA	W 23-5	9	8-0-0	0-0-0	Leibrandt, B (W 3-0)	4280	3:29
Mar 2, 2013	VILLANOVA	W 7-0	9	9-0-0	0-0-0	Sitz, S. (W 2-0)	4970	2:33
Mar 3, 2013	VILLANOVA	W 2-1	9	10-0-0	0-0-0	Miller, P. (W 2-0)	3959	2:29
Mar 5, 2013	PRESBYTERIAN	W 9-2	9	11-0-0	0-0-0	Weaver, L. (W 2-0)	3846	2:35
Mar 6, 2013	PRESBYTERIAN	W 10-4	9	12-0-0	0-0-0	Smith, G. (W 2-0)	3739	2:43
* Mar 8, 2013	BOSTON COLLEGE	W 4-0	9	13-0-0	1-0-0	Leibrandt, B (W 4-0)	4165	2:49
* Mar 9, 2013	BOSTON COLLEGE	W 9-4	9	14-0-0	2-0-0	Sitz, S. (W 3-0)	4534	2:32
* Mar 10, 2013	BOSTON COLLEGE	W 9-1	9	15-0-0	3-0-0	Miller, P. (W 3-0)	4269	3:00
Mar 12, 2013	at Florida	W 4-1	9	16-0-0	3-0-0	Weaver, L. (W 3-0)	4709	3:05
* Mar 15, 2013	at Maryland	L 3-5	9	16-1-0	3-1-0	Johnson, B. (L 1-1)	489	2:55
* Mar 16, 2013	at Maryland	W 7-6	9	17-1-0	4-1-0	Sitz, S. (W 4-0)	378	2:59
* Mar 17, 2013	at Maryland	W 4-3	9	18-1-0	5-1-0	Holtmann, B. (W 1-0)	379	3:10
Mar 19, 2013	STETSON	W 5-3	9	19-1-0	5-1-0	Winston, J. (W 1-0)	4026	2:37
Mar 20, 2013	STETSON	W 14-1	9	20-1-0	5-1-0	Strode, B. (W 1-0)	4003	3:01
* Mar 22, 2013	GEORGIA TECH	L 0-10	9	20-2-0	5-2-0	Leibrandt, B (L 4-1)	5154	2:51
* Mar 22, 2013	GEORGIA TECH	W 11-3	9	21-2-0	6-2-0	Sitz, S. (W 5-0)	5154	3:05
* Mar 24, 2013	GEORGIA TECH	W 8-6	9	22-2-0	7-2-0	Coles, R. (W 1-0)	4498	2:48
Mar 26, 2013	vs Florida (Jacksonville, Fla.)	W 2-1	9	23-2-0	7-2-0	Smith, G. (W 3-0)	9269	2:42
* Mar 29, 2013	at Virginia Tech	L 2-3	9	23-3-0	7-3-0	Leibrandt, B (L 4-2)	1141	2:14
* Mar 30, 2013	at Virginia Tech	W 11-10	9	24-3-0	8-3-0	Holtmann, B. (W 2-0)	3389	3:13
* Mar 30, 2013	at Virginia Tech	L 1-8	9	24-4-0	8-4-0	Miller, P. (L 3-1)	682	2:40
Apr 2, 2013	FLORIDA GULF COAST	W 12-9	9	25-4-0	8-4-0	Smith, G. (W 4-0)	4766	3:25
* Apr 5, 2013	at Miami	W 4-2	9	26-4-0	9-4-0	Coles, R. (W 2-0)	2739	3:08
* Apr 6, 2013	at Miami	L 0-6	9	26-5-0	9-5-0	Leibrandt, B (L 4-3)	3642	2:55
* Apr 7, 2013	at Miami	W 5-1	9	27-5-0	10-5-0	Sitz, S. (W 6-0)	2567	2:32
Apr 9, 2013	FLORIDA	L 3-4	9	27-6-0	10-5-0	Coles, R. (L 2-1)	6719	2:56
* Apr 12, 2013	DUKE	W 16-2	9	28-6-0	11-5-0	Weaver, L. (W 4-0)	4775	3:02
* Apr 13, 2013	DUKE	W 8-5	9	29-6-0	12-5-0	Leibrandt, B (W 5-3)	6561	2:49
* Apr 13, 2013	DUKE	W 8-3	9	30-6-0	13-5-0	Sitz, S. (W 7-0)	6561	2:51
Apr 16, 2013	SOUTH ALABAMA	W 2-0	9	31-6-0	13-5-0	Miller, P. (W 4-1)	4193	2:00
* Apr 20, 2013	at Virginia	L 2-9	9	31-7-0	13-6-0	Weaver, L. (L 4-1)	3930	3:11
* Apr 20, 2013	at Virginia	L 0-2	9	31-8-0	13-7-0	Leibrandt, B (L 5-4)	4980	2:13
* Apr 21, 2013	at Virginia	L 2-5	9	31-9-0	13-8-0	Sitz, S. (L 7-1)	4980	3:01
Apr 23, 2013	at Jacksonville	W 9-0	9	32-9-0	13-8-0	Miller, P. (W 5-1)	1107	2:45
* Apr 26, 2013	WAKE FOREST	W 7-3	9	33-9-0	14-8-0	Weaver, L. (W 5-1)	4435	2:33
* Apr 27, 2013	WAKE FOREST	W 8-6	9	34-9-0	15-8-0	Leibrandt, B (W 6-4)	5217	3:15
* Apr 28, 2013	WAKE FOREST	W 11-2	9	35-9-0	16-8-0	Sitz, S. (W 8-1)	4272	2:54
May 3, 2013	UCF	W 4-2	9	36-9-0	16-8-0	Coles, R. (W 3-1)	3933	2:55
May 4, 2013	UCF	W 6-1	9	37-9-0	16-8-0	Leibrandt, B (W 7-4)	4215	2:48
May 5, 2013	UCF	W 5-4	9	38-9-0	16-8-0	Coles, R. (W 4-1)	4268	2:42
May 7, 2013	at Stetson	W 13-5	9	39-9-0	16-8-0	Miller, P. (W 6-1)	2517	3:24
May 8, 2013	at Stetson	W 14-2	9	40-9-0	16-8-0	Holtmann, B. (W 3-0)	1509	2:55
* May 11, 2013	at NC State	L 1-3	9	40-10-0	16-9-0	Weaver, L. (L 5-2)	2657	2:38
* May 12, 2013	at NC State	W 12-3	9	41-10-0	17-9-0	Leibrandt, B (W 8-4)	2764	3:16
* May 13, 2013	at NC State	W 8-4	9	42-10-0	18-9-0	Sitz, S. (W 9-1)	2770	3:04
* May 16, 2013	CLEMSON	L 2-8	9	42-11-0	18-10-0	Miller, P. (L 6-2)	5053	3:15
* May 17, 2013	CLEMSON	W 2-1	9	43-11-0	19-10-0	Weaver, L. (W 6-2)	5086	2:29
* May 18, 2013	CLEMSON	W 6-1	9	44-11-0	20-10-0	Leibrandt, B (W 9-4)	4979	3:00
May 20, 2013	at North Carolina	L 3-4	9	44-12-0	20-10-0	Winston, J. (L 1-1)	1235	2:56
^ May 22, 2013	vs Georgia Tech	L 3-4	9	44-13-0	20-10-0	Coles, R. (L 4-2)	2742	2:21
^ May 23, 2013	vs Virginia Tech	L 2-3	9	44-14-0	20-10-0	Smith, G. (L 4-1)	3020	2:27
^ May 25, 2013	vs Virginia	L 4-7	(12)	44-15-0	20-10-0	Winston, J. (L 1-2)	3670	4:07
# May 31, 2013	SAVANNAH STATE	W 10-0	9	45-15-0	20-10-0	Sitz, S. (W 10-1)	3804	3:12
# Jun 1, 2013	TROY	W 11-0	9	46-15-0	20-10-0	Weaver, L. (W 7-2)	4595	3:08
# Jun 2, 2013	TROY	W 11-4	9	47-15-0	20-10-0	Leibrandt, B (W 10-4)	3915	3:22
## Jun 8, 2013	INDIANA	L 9-10	9	47-16-0	20-10-0	Smith, G. (L 4-2)	4350	4:16
## Jun 9, 2013	INDIANA	L 6-11	9	47-17-0	20-10-0	Sitz, S. (L 10-2)	4193	3:29

* = conference games; CAPS = home contest; ^ = ACC Tournament (Durham, N.C.)
= NCAA Tallahassee Regional; ## = NCAA Super Regional (Tallahassee, Fla.)



17 CONFERENCE CHAMPIONSHIPS ~ 7 STRAIGHT ACC ATLANTIC DIVISION TITLES

2013 BOX SCORES

2013 Florida State Baseball
Rhode Island at #9 Florida State
Feb 15, 2013 at Tallahassee, Fla. (Dick Howser)

Box score for Rhode Island 5 (0-1) vs Florida State 11 (1-0) on Feb 15, 2013. Includes player stats for both teams and score by innings.

Game recap for Rhode Island vs Florida State on Feb 15, 2013. Includes a line drive score summary and a list of pitching assignments for both teams.

2013 Florida State Baseball
Rhode Island at #9 Florida State
Feb 16, 2013 at Tallahassee, Fla. (Dick Howser)

Box score for Rhode Island 2 (0-2) vs Florida State 6 (2-0) on Feb 16, 2013. Includes player stats for both teams and score by innings.

Game recap for Rhode Island vs Florida State on Feb 16, 2013. Includes a line drive score summary and a list of pitching assignments for both teams.

2013 Florida State Baseball
Rhode Island at #9 Florida State
Feb 17, 2013 at Tallahassee, Fla. (Dick Howser)

Box score for Rhode Island 6 (0-3) vs Florida State 8 (3-0) on Feb 17, 2013. Includes player stats for both teams and score by innings.

Game recap for Rhode Island vs Florida State on Feb 17, 2013. Includes a line drive score summary and a list of pitching assignments for both teams.

2013 Florida State Baseball
Jacksonville at #9 Florida State
Feb 20, 2013 at Tallahassee, Fla. (Dick Howser)

Box score for Jacksonville 7 (1-3) vs Florida State 9 (4-0) on Feb 20, 2013. Includes player stats for both teams and score by innings.

Game recap for Jacksonville vs Florida State on Feb 20, 2013. Includes a line drive score summary and a list of pitching assignments for both teams.



2013 BOX SCORES

2013 Florida State Baseball
USF at #9 Florida State (Game 1)
Feb 23, 2013 at Tallahassee, Fla. (Dick Howser)

USF 3 (1-3) Florida State 14 (5-0)
Player ab r h rbi bb so po a lob
James Ramsay cf 4 0 0 0 0 2 2 0 1
Alex Mendez dh 4 0 1 0 0 0 0 0 3
Jimmy Falla 1b 4 1 0 0 0 1 7 1 0
Chris Norton c 3 0 1 0 0 1 1 1 0
Austin Lueck rf 4 1 3 2 0 0 6 0 0
Levi Borders 3b 4 1 1 0 0 3 0 0 0
Chad Taylor lf 3 0 0 1 0 0 0 0 3
Kyle Teaf ss 3 0 0 0 0 0 4 2 0
Nik Alfonso 2b 2 0 2 0 1 0 3 3 0
Joey Lovecchio p 0 0 0 0 0 0 0 1 0
Lawrence Pardo p 0 0 0 0 0 0 0 2 0
Diago Rapalino p 0 0 0 0 0 0 0 0 0
Adrian Puig p 0 0 0 0 0 0 0 0 0
Janick Serrallonga p 0 0 0 0 0 0 0 0 0
Totals 31 3 8 3 2 7 23 10 7

Score by Innings
1 2 3 4 5 6 7 8 R H E
USF 0 0 0 0 1 2 0 0 3 8 0
Florida State 3 2 3 0 1 0 0 5 14 14 1

Note: 2 outs, 3 runners LOB when the game ended.
E - Alfonso, G.(2). DP - Bulls 3. LOB - Bulls 7; Seminoles 10. 2B - Delph, J.(3); McGee, S.(1); Davis, M.(2); Miller, S.(1); Winston, J.(1); Sansone, J.(1). 3B - BORDERS(1). HR - LUECK(1); Davis, M.(3). HBP - Knief, B.; Alfonso, G.; Montgomery, L.; Nogowski, J.; Sansone, J., SH - Sansone, J.(1). SF - TAYLOR(1). SB - Davis, M.(1). CS - LUECK(1); Valdes, R.(1); Miller, S.(1).

USF ip h r er bb so ab bf np
Joey Lovecchio 2.0 7 8 8 4 1 11 16 60
Lawrence Pardo 3.1 3 1 3 0 11 16 72
Diago Rapalino 1.0 0 0 0 1 0 2 4 15
Adrian Puig 0.2 3 5 5 3 0 4 7 29
Janick Serrallonga 0.2 1 0 0 0 0 2 4 16

Win - Leibrandt, B (2-0). Loss - LOVECCHIO (1-1). Save - None.
WP - LOVECCHIO 3(3); PARDO(1); PUIG(2); Leibrandt, B(1). HBP - by PARDO (Nogowski, J.); by PARDO (Montgomery, L.); by RAPALINO (Sansone, J.); by SERRALLONGA (Knief, B.); by SERRALLONGA (Alfonzo, G.). Pitches/strikes: LOVECCHIO 60/25; PARDO 72/39; RAPALINO 15/6; PUIG 29/13; SERRALLONGA 16/9; Leibrandt, B 86/53; Johnson, B 27/19.

2013 Florida State Baseball
USF at #9 Florida State (Game 2)
Feb 24, 2013 at Tallahassee, Fla. (Dick Howser)

USF 2 (1-5) Florida State 5 (7-0)
Player ab r h rbi bb so po a lob
Kyle Teaf ss 3 0 0 0 0 0 2 5 0
Chad Taylor dh/p 3 0 0 0 0 2 0 0 0
Joe Altieri ph 1 0 0 0 0 1 0 0 0
Steven Leasure p 0 0 0 0 0 0 0 0 0
James Ramsay cf 3 1 1 1 0 2 0 0 0
Jimmy Falla rf/3b 3 0 2 0 0 1 2 0 0
Buddy Putnam 1b 2 0 0 0 0 0 7 1 0
Chris Norton ph 0 0 0 0 0 0 0 0 0
Alex Mendez ph/lf 1 0 0 0 1 0 1 0 0
Levi Borders c 4 0 0 0 0 2 5 0 0
Luke Maglich 3b 3 0 1 1 0 1 3 0 0
Zac Gilchrist 2b 3 0 0 0 0 1 2 3 4
Anthony Diaz lf/ff 3 1 1 0 0 0 2 0 0
Jimmy Herget p 0 0 0 0 0 0 0 0 0
Nolan Thomas p 0 0 0 0 0 0 0 0 0
Joe Adel p 0 0 0 0 0 0 0 0 0
Totals 29 2 5 2 3 7 24 13 5

Score by Innings
1 2 3 4 5 6 7 8 R H E
USF 0 0 0 0 0 0 1 1 0 2 5 1
Florida State 0 0 0 1 2 0 1 1 X 5 7 1

E - PUTNAM(2); Smith, G.(1). DP - Bulls 1; Seminoles 1. LOB - Bulls 5; Seminoles 6. 2B - FALLA(1); Stewart, D.(3); Davis, M.(3); Smit, C.(1); Montgomery, J.(1). HR - FALLA. SH - TEAF(1). SB - Delph, J.(1); Brizuela, J.(1).

USF ip h r er bb so ab bf np
Jimmy Herget 4.1 4 3 2 2 4 18 20 79
Nolan Thomas 1.0 1 0 0 1 1 4 5 23
Joe Adel 1.0 0 1 1 0 2 3 14
Chad Taylor 0.2 1 0 0 1 0 2 3 17
Steven Leasure 1.0 1 1 1 0 0 4 4 12

Win - Miller, P. (1-0). Loss - HERGET (0-1). Save - Winston, J. (1).
WP - ADEL(1); Bird, K.(1). HBP - by Smith, G. (FALLA). Pitches/strikes: HERGET 79/47; THOMAS 23/13; ADEL 14/6; TAYLOR 17/10; LEASURE 12/7; Miller, P. 73/54; Holtmann, B. 11/6; Smith, G. 27/16; Bird, K. 3/1; Winston, J. 16/9.

2013 Florida State Baseball
USF at #9 Florida State (Game 1)
Feb 24, 2013 at Tallahassee, Fla. (Dick Howser)

USF 0 (1-4) Florida State 8 (6-0)
Player ab r h rbi bb so po a lob
Alex Mendez dh 4 0 0 0 0 2 0 0 2
Nik Alfonso 2b 4 0 0 0 0 0 1 3 0
James Ramsay cf 3 0 0 0 1 0 1 0 0
Jimmy Falla rf 3 0 1 0 1 1 1 1 0
Buddy Putnam 1b 3 0 0 0 1 1 5 2 1
Austin Lueck lf 3 0 0 0 0 1 0 0 2
Kyle Teaf ss 3 0 2 0 0 0 1 0 0
Blake Sydeski c 3 0 1 0 0 1 13 0 0
Kyle Copack 3b 3 0 0 0 0 2 0 0 0
Nick Gonzalez p 0 0 0 0 0 0 0 1 0
Justin Patrick p 0 0 0 0 0 0 0 0 0
Jordan Strittmatter p 0 0 0 0 0 0 0 0 0
Totals 29 0 4 0 3 6 24 7 5

Score by Innings
1 2 3 4 5 6 7 8 9 R H E
USF 0 0 0 0 0 0 0 0 0 0 4 2
Florida State 4 0 0 0 0 2 2 0 X 8 6 1

E - LUECK(1); COPACK(1); Sansone, J.(2). DP - Seminoles 1. LOB - Bulls 5; Seminoles 6. 2B - TEAF(1); McGee, S.(2); Nogowski, J.(2); Brizuela, J.(2). HBP - Delph, J.; Nogowski, J.; Brizuela, J. SH - Nogowski, J.(1). SB - Stewart, D.(2); Davis, M.(2). CS - RAMSAY(1); Delph, J.(2).

USF ip h r er bb so ab bf np
Nick Gonzalez 5.0 3 4 3 4 10 17 24 107
Justin Patrick 2.0 3 4 4 2 2 8 11 45
Jordan Strittmatter 1.0 0 0 0 0 1 3 3 10

Win - Sitz, S. (1-0). Loss - GONZALEZ (0-2). Save - None.
WP - GONZALEZ(1); PATRICK(2). HBP - by GONZALEZ (Brizuela, J.); by PATRICK (Nogowski, J.). PB - SYDESKI(2). Pitches/strikes: GONZALEZ 107/62; PATRICK 45/24; STRITTMATTER 10/6; Sitz, S. 99/66; Burkhead, K. 18/10.

2013 Florida State Baseball
Villanova at #6 Florida State
Mar 01, 2013 at Tallahassee, Fla. (Dick Howser)

Villanova 5 (1-4) Florida State 23 (8-0)
Player ab r h rbi bb so po a lob
Paul Rambaud cf 4 1 1 0 0 2 2 0 3
Bob Slagle c 1 0 0 0 0 1 1 0 0
B.J. Bochicchio 3b 4 2 2 1 0 2 0 1 0
Tyler Sciacca ss 4 1 1 3 0 3 2 0 0
Connor Jones lf 3 0 0 0 0 1 4 0 1
Steve Schrenk lf 3 0 0 0 0 1 2 0 1
Derrick May, Jr. cf 1 0 0 0 0 0 0 0 0
Brandon Clark c 3 1 2 0 0 1 2 0 0
Nicolas Coutre lf 1 0 0 0 0 0 0 0 0
Max Beermann 1b 3 0 1 0 0 1 5 1 0
Kevin Jowitz ph/1b 1 0 0 0 0 0 2 0 0
Eric Lowe 2b 2 0 0 1 0 0 1 4 0
Emmanuel Morris dh 2 0 0 0 0 1 0 0 0
Brandon Carr ph/dh 1 0 0 0 0 1 0 0 0
Dan Parham ph 1 0 0 0 0 1 0 0 0
Pat Young p 0 0 0 0 0 0 2 1 0
Jeff Courter p 0 0 0 0 0 0 0 0 0
Kevin MacLachlan p 0 0 0 0 0 0 0 0 0
Matt Meurer p 0 0 0 0 0 0 0 0 0
Chris Haggarty p 0 0 0 0 0 0 1 0 0
Totals 34 5 7 5 1 15 24 10 5

Score by Innings
1 2 3 4 5 6 7 8 9 R H E
Villanova 0 0 3 1 1 0 0 0 0 5 7 6
Florida State 2 0 7 3 5 2 3 1 X 23 22 1

E - Rambaud, P.(1); Bochicchio(1); Sciacca, T.(5); Coutre, N. 2(2); Young, P.(2); Leibrandt, B(1). LOB - Wildcats 5; Seminoles 16. 2B - Beermann, M.(1); Nogowski, J.(3); Miller, S.(2); Sansone, J.(2). HR - Bochicchio(1); Sciacca, T.(1). HBP - Jones, C.; McGee, S.; Sansone, J. SH - Lowe, E.(2). SF - Delph, J.(1); Knief, B.(1); Davis, M.(1).

Villanova ip h r er bb so ab bf np
Pat Young 2.2 8 9 6 5 1 17 24 86
Jeff Courter 1.0 1 3 3 2 1 3 6 21
Kevin MacLachlan 2.1 7 7 6 4 0 14 19 56
Matt Meurer 0.2 4 3 2 0 0 5 6 27
Chris Haggarty 1.1 2 1 0 0 1 8 8 25

Win - Leibrandt, B (3-0). Loss - Young, P. (0-1). Save - None.
WP - Leibrandt, B(2); HBP - by Young, P. (Sansone, J.); by Leibrandt, B (Jones, C.); by MacLachlan (McGee, S.). Pitches/strikes: Young, P. 86/43; Courter, J. 21/10; MacLachlan 56/25; Meurer, M 27/16; Haggarty, C. 25/18; Leibrandt, B 98/63; Coles, R. 23/16; Strode, B. 10/7; Weaver, L. 15/10.



17 CONFERENCE CHAMPIONSHIPS ~ 7 STRAIGHT ACC ATLANTIC DIVISION TITLES

2013 BOX SCORES

2013 Florida State Baseball
Villanova at #6 Florida State
Mar 02, 2013 at Tallahassee, Fla. (Dick Howser)

Villanova 0 (1-5)

Player	ab	r	h	rbt	bb	so	po	a	lob
Paul Rambdaud cf	4	0	2	0	0	1	3	0	0
Connor Jones ff	4	0	1	0	0	2	0	0	0
Tyler Sciacca ss	4	0	0	0	0	1	5	3	1
Steve Schrenk dh	3	0	0	0	1	1	0	0	2
Max Beermann 1b	4	0	0	0	0	4	10	0	0
B.J. Bochicchio 3b	2	0	0	0	0	2	0	3	1
Nicolas Coutre ph	0	0	0	0	1	0	0	0	0
John Cialone c	3	0	1	0	0	0	3	0	0
Brandon Carr ph	1	0	0	0	1	0	0	1	0
Eric Lowe 2b	3	0	0	0	0	2	3	2	2
Derrick May, Jr. lf	3	0	0	0	2	1	0	0	0
Stephen Ostapeck p	0	0	0	0	0	0	1	0	0
Matt Longfield p	0	0	0	0	0	0	0	0	0
JB Kole p	0	0	0	0	0	0	2	0	0
Totals	31	0	4	0	2	14	24	12	7

Score by Innings	1	2	3	4	5	6	7	8	9	R	H	E
Villanova	0	0	0	0	0	0	0	0	0	0	4	2
Florida State	0	0	2	0	2	0	3	X	7	9	0	0

E - Bochicchio(2); Kole, JB(1). DP - Wildcats 2. LOB - Wildcats 7; Seminoles 9. 2B - Davis, M. 2(S); Nogowski, J. 2(S). HBP - Bochicchio; McGee, S. 5B - Rambdaud, P. 2(2).

Villanova	ip	h	r	er	bb	so	ab	bf	np
Stephen Ostapeck	4.2	5	4	3	3	1	19	23	81
Matt Longfield	0.1	0	0	0	1	0	1	2	11
JB Kole	3.0	4	3	3	2	1	13	15	58

Win - Sitz, S. (2-0). Loss - Ostapeck, S. (0-1). Save - None.

WP - Kole, JB(1). HBP - by Ostapeck, S. (McGee, S.); by Holtmann, B. (Bochicchio). Pitches/strikes: Ostapeck, S. 81/43; Longfield, M 11/4; Kole, JB 58/34; Sitz, S. 95/62; Holtmann, B. 30/19; Smith, G. 23/11.

Florida State 7 (9-0)

Player	ab	r	h	rbt	bb	so	po	a	lob
Josh Delph rf	4	1	1	0	0	0	4	0	0
JJ Gould p	1	0	0	0	0	0	0	0	0
Ryan Valdes lf	0	0	0	0	0	0	0	0	0
Jose Brizuela 3b	5	0	1	0	0	1	0	2	1
Marcus Davis ff	4	3	3	2	0	0	0	0	0
Brett Knief lf/1b	1	0	0	0	0	0	0	0	0
Stephen McGee c	3	1	0	0	1	0	13	1	2
John Nogowski 1b	3	1	2	1	1	0	8	0	1
Seth Miller cf	3	0	0	0	1	1	0	0	0
Ladson Montgomery dh	1	0	0	0	1	0	0	0	0
Jameis Winston ph	1	0	0	0	0	0	0	0	3
Casey Smith ph	1	0	1	1	0	0	0	0	0
Giovanny Alfonso ss	4	0	0	0	1	1	1	1	1
John Sansone 2b	2	1	1	0	2	0	1	2	1
Scott Sitz p	0	0	0	0	0	0	0	2	0
Bryant Holtmann p	0	0	0	0	0	0	0	1	0
Gage Smith p	0	0	0	0	0	0	0	0	0
Totals	33	7	9	6	6	2	27	9	9

Florida State	ip	h	r	er	bb	so	ab	bf	np
Scott Sitz	6.0	3	0	0	1	9	21	22	95
Bryant Holtmann	2.0	1	0	0	0	2	7	8	30
Gage Smith	1.0	0	0	0	1	3	4	23	

2013 Florida State Baseball
Villanova at #6 Florida State
Mar 03, 2013 at Tallahassee, Fla. (Dick Howser)

Villanova 1 (1-6)

Player	ab	r	h	rbt	bb	so	po	a	lob
Paul Rambdaud cf	4	0	0	0	0	3	2	0	2
Connor Jones ff	4	1	0	0	1	3	4	0	2
Tyler Sciacca ss	3	0	1	0	1	0	3	2	0
Steve Schrenk lf	4	0	0	0	1	0	4	0	0
Derrick May, Jr. pr	0	0	0	0	0	0	0	0	0
John Cialone c	2	0	1	2	1	2	1	4	0
Max Beermann dh	5	0	0	0	0	4	0	0	8
B.J. Bochicchio 3b	3	0	1	0	0	1	0	0	0
Brandon Carr 1b	1	0	1	0	2	0	6	2	0
Eric Lowe 2b	4	0	0	0	2	1	2	2	2
Josh Harris p	0	0	0	0	0	0	0	2	0
Chris Haggarty p	0	0	0	0	0	0	0	0	0
Totals	30	1	4	1	7	14	24	8	14

Score by Innings	1	2	3	4	5	6	7	8	9	R	H	E
Villanova	0	0	0	0	0	0	0	1	4	1	1	1
Florida State	0	0	1	0	1	0	0	0	X	2	6	1

E - Harris, J.(1); Brizuela, J.(5). DP - Wildcats 1. LOB - Wildcats 14; Seminoles 3. 2B - Sciacca, T.(2); Cialone, J.(1); Winston, J.(2); Sansone, J.(3). HBP - Rambdaud, P.; Sciacca, T.; Bochicchio. SH - Carr, B.(1); Alfonso, G.(1). SF - Cialone, J.(1). SB - Miller, S.(1). CS - Miller, S.(2).

Villanova	ip	h	r	er	bb	so	ab	bf	np	Florida State	ip	h	r	er	bb	so	ab	bf	np
Josh Harris	7.0	6	2	1	0	2	25	26	102	Peter Miller	5.1	3	0	0	4	8	19	26	103
Chris Haggarty	1.0	0	0	0	0	0	3	3	7	Robby Coles	2.2	1	0	0	1	5	9	10	48
										Jameis Winston	1.0	0	1	1	2	1	2	6	25

Win - Miller, P. (2-0). Loss - Harris, J. (1-1). Save - Winston, J. (2).

WP - Harris, J.(2). HBP - by Miller, P. (Bochicchio); by Miller, P. (Rambdaud, P.); by Winston, J. (Sciacca, T.). BK - Harris, J.(1). Pitches/strikes: Harris, J. 102/64; Haggarty, C. 7/4; Miller, P. 103/59; Coles, R. 48/29; Winston, J. 25/10.

2013 Florida State Baseball
Presbyterian at #5 Florida State
Mar 05, 2013 at Tallahassee, Fla. (Dick Howser)

Presbyterian 2 (8-5)

Player	ab	r	h	rbt	bb	so	po	a	lob
MARTIN, Brandon 1b	2	0	0	0	0	2	4	0	0
JACKSON, Weston ph	0	0	0	0	0	0	0	0	0
TREBENDIS, Michael 1b	1	0	0	0	1	1	0	0	0
MOTRONI, Billy 2b	4	0	0	0	0	5	2	0	0
ZEBEDIS, Brad c	4	0	1	0	0	1	4	0	2
PAUL, Brandon rf	2	0	0	0	1	1	0	0	0
SMITH, Dixon rf	1	1	0	0	0	0	0	0	0
PRESTON, Aaron cf	4	1	3	0	0	1	5	1	0
CHONG, Nathan lf	2	0	0	0	2	3	0	0	0
HAYES, Trey ph/lf	2	0	1	2	0	0	0	0	0
SWAB, Robby dh	2	0	1	0	0	0	0	1	0
MCRAE, Cam ph/dh	2	0	0	0	0	0	0	0	0
LIZANICH, Jay 3b	3	0	0	0	0	0	1	2	0
HAGAN, Ryan ss	3	0	1	0	0	1	2	0	0
BYRUM, Brett p	0	0	0	0	0	0	0	0	0
WRIGHT, Kelly p	0	0	0	0	0	0	0	0	0
MORRIS, Ryan p	0	0	0	0	0	0	0	0	0
BISHOP, Connor p	0	0	0	0	0	0	0	0	0
Totals	32	2	7	2	1	9	24	6	5

Score by Innings	1	2	3	4	5	6	7	8	9	R	H	E
Presbyterian	0	0	0	0	0	0	0	2	2	7	1	1
Florida State	0	1	0	2	2	4	0	0	X	9	7	0

E - BYRUM, B.(1). DP - Blue Hose 2; Seminoles 2. LOB - Blue Hose 5; Seminoles 8. 2B - PRESTON, A.(6); McGee, S.(3); Miller, S.(3). HR - McGee, S.(1). HBP - JACKSON, W.; Delph, J.; Nogowski, J.; Miller, S. 2; Alfonso, G.. SF - Alfonso, G.(1). PB - PRESTON, A.(1); Delph, J.(2).

Presbyterian	ip	h	r	er	bb	so	ab	bf	np
BYRUM, Brett	5.0	3	5	5	3	3	16	25	87
WRIGHT, Kelly	0.0	1	3	3	2	0	1	3	11
MORRIS, Ryan	2.0	3	1	1	2	1	8	10	49
BISHOP, Connor	1.0	0	0	0	0	0	3	3	7

Win - Weaver, L (2-0). Loss - BYRUM, B. (1-2). Save - None.

WP - WRIGHT, K.(2); Weaver, L.(2). HBP - by BYRUM, B. (Delph, J.); by BYRUM, B. (Miller, S.); by BYRUM, B. (Nogowski, J.); by BYRUM, B. (Alfonzo, G.); by BYRUM, B. (Miller, S.); by Weaver, L. (JACKSON, W.). PB - ZEBEDIS, B.(1). Pitches/strikes: BYRUM, B. 87/45; WRIGHT, K. 11/2; MORRIS, R. 49/27; BISHOP, C. 7/5; Weaver, L. 83/62; Bird, K. 33/19; Burkhead, K. 13/9.

Florida State 9 (11-0)

Player	ab	r	h	rbt	bb	so	po	a	lob
Josh Delph rf	1	1	0	0	0	2	0	1	0
Brett Knief lf	1	0	1	0	0	0	0	2	0
Jose Brizuela 3b	4	0	0	0	0	1	1	0	3
Casey Smith 3b	1	0	0	0	0	0	0	0	2
Marcus Davis ff	3	2	1	2	1	1	1	0	0
Lee Howard ph	1	0	0	0	0	0	0	0	0
Kenny Burkhead p	0	0	0	0	0	0	0	0	0
Stephen McGee c	4	1	2	4	0	0	9	0	1
Ladson Montgomery c	1	0	0	0	0	1	1	0	0
John Nogowski 1b	4	1	0	0	0	0	6	2	0
Seth Miller cf	2	2	1	0	0	0	0	0	1
Ryan Valdes cf	0	0	0	0	0	0	0	0	0
Jameis Winston dh/lf	2	0	1	0	2	0	0	0	0
Giovanny Alfonso ss	2	1	1	2	0	0	2	0	0
JJ Gould sp	0	0	0	0	0	0	2	1	0
John Sansone 2b	2	1	0	0	2	2	0	3	1
Luke Weaver p	0	0	0	0	0	0	0	1	0
Kyle Bird p	0	0	0	0	0	0	1	1	0
Totals	28	9	7	8	7	4	27	9	8

Florida State	ip	h	r	er	bb	so	ab	bf	np
Luke Weaver	6.0	3	0	0	0	8	20	21	83
Kyle Bird	2.0	1	0	0	1	1	7	8	33
Kenny Burkhead	1.0	3	2	2	0	0	5	5	13

2013 Florida State Baseball
Presbyterian at #5 Florida State
Mar 06, 2013 at Tallahassee, Fla. (Dick Howser)

Presbyterian 4 (8-6)

Player	ab	r	h	rbt	bb	so	po	a	lob
PRESTON, Aaron cf	4	0	0	0	0	0	1	0	0
MOTRONI, Billy 2b	4	2	2	0	0	1	3	3	0
ZEBEDIS, Brad 1b	3	0	1	2	0	0	8	1	0
PAUL, Brandon rf	4	1	1	0	0	0	3	0	0
MCRAE, Cam dh	4	0	0	0	1	0	0	2	0
CHONG, Nathan lf	3	0	0	0	0	0	2	0	0
HAGAN, Ryan ss	3	0	2	1	0	0	1	2	0
MARTIN, Brandon ph	1	0	0	0	0	0	0	0	0
LIZANICH, Jay 3b	3	0	0	0	1	1	2	0	0
HAYES, Trey ph	1	0	0	0	0	1	0	0	0
LONG, Derek c	2	1	0	0	0	5	0	3	0
JACKSON, Weston ph	1	0	0	0	0	0	0	0	0
SANDERS, Chad p	0	0	0						



2013 BOX SCORES

2013 Florida State Baseball Boston College at #5 Florida State Mar 08, 2013 at Tallahassee, Fla. (Dick Howser)

Box score for Boston College 0 (3-9,0-1 ACC) vs Florida State 4 (13-0,1-0 ACC) on Mar 08, 2013. Includes player stats for both teams and a score by innings table.

E - Butera, B(5); Nogowski, J(1); Brizuela, J(7); Sansone, J(3); DP - Eagles 1; Seminoles 1. LOB - Eagles 6; Seminoles 10. 2B - Stewart, D(5); McGee, S(4); Alfonzo, G. 2(2). SF - Brizuela, J(1). CS - McGovern, M(1); Stewart, D(1).

Summary table for the Mar 08 game, including batting averages, RBIs, and other key statistics for both teams.

Win - Leibrandt, B (4-0). Loss - Stevens, E (0-3). Save - None. WP - Stevens, E(2); Coles, R(1). PB - Sauter, S(1). Pitches/strikes: Stevens, E 101/52; Poore, N 32/18; Gordon, H 15/5; Bayuk, N 2/1; Leibrandt, B 105/62; Coles, R. 17/14.

2013 Florida State Baseball Boston College at #5 Florida State Mar 09, 2013 at Tallahassee, Fla. (Dick Howser)

Box score for Boston College 4 (3-10,0-2 ACC) vs Florida State 9 (14-0,2-0 ACC) on Mar 09, 2013. Includes player stats for both teams and a score by innings table.

E - Brizuela, J(8); Alfonzo, G.(3). DP - Seminoles 2. LOB - Eagles 7; Seminoles 4. 2B - Hennessy, J(3); McGovern, M(1); Delph, J(4); Brizuela, J. 2(4); Miller, S. 2(5). 3B - Stewart, D(1). HR - McGee, S. 2(2). SH - Miller, S(2); Sansone, J(2). SF - Davis, M(2). SB - Delph, J(3).

Summary table for the Mar 09 game, including batting averages, RBIs, and other key statistics for both teams.

Win - Sitz, S. (3-0). Loss - Gorman, J (1-2). Save - Smith, G. (1). Pitches/strikes: Gorman, J 40/21; Burke, J 54/31; Adams, J 19/15; Stone, E 15/9; Sitz, S. 96/61; Holtmann, B. 43/22; Smith, G. 12/8.

2013 Florida State Baseball Boston College at #5 Florida State Mar 10, 2013 at Tallahassee, Fla. (Dick Howser)

Box score for Boston College 1 (3-11,0-3 ACC) vs Florida State 9 (15-0,3-0 ACC) on Mar 10, 2013. Includes player stats for both teams and a score by innings table.

E - Hoggarth, L(2). DP - Eagles 1; Seminoles 1. LOB - Eagles 12; Seminoles 6. 2B - Bourdon, T(3); Cronin, J 2(3); Stewart, D(6); Nogowski, J(6); Knief, B(2). 3B - Brizuela, J(2). HBP - Davis, M.. CS - Alfonzo, G(1).

Summary table for the Mar 10 game, including batting averages, RBIs, and other key statistics for both teams.

Win - Miller, P. (3-0). Loss - Chin, A (1-3). Save - None. HBP - by Chin, A (Davis, M.). PB - LaPointe, N(2). Pitches/strikes: Chin, A 85/51; Bayuk, N 9/5; Hincliffe, T 34/16; Poore, N 11/5; Nicklas, J 20/12; Miller, P. 101/63; Winston, J 32/18; Johnson, B. 24/14.

2013 Florida State Baseball #5 Florida State at Florida Mar 12, 2013 at Gainesville, FL (McKethan Stadium)

Box score for Florida State 4 (16-0) vs Florida 1 (8-10) on Mar 12, 2013. Includes player stats for both teams and a score by innings table.

E - Weaver, L(1); Powers(4); Ramjit(4). LOB - Seminoles 10; Gators 8. 2B - Miller, S. 6(5); McGee, S. 5(5). HBP - Delph, J; Knief, B.; Nogowski, J.; Gushue. SH - Knief, B(1); Brizuela, J(1). SB - Brizuela, J(2); Bader(4).

Summary table for the Mar 12 game, including batting averages, RBIs, and other key statistics for both teams.

Win - Weaver, L. (3-0). Loss - Young (0-1). Save - Coles, R. (2). WP - Weaver, L(3). HBP - by Young (Knief, B.); by Harris (Nogowski, J.); by Harris (Delph, J.); by Coles, R. (Gushue). BK - Weaver, L(1). Pitches/strikes: Weaver, L. 102/68; Smith, G. 8/5; Holtmann, B. 24/16; Coles, R. 17/13; Young 71/45; Harris 37/22; Gibson 6/3; Simpson 17/11; Magliozzi 19/13.



17 CONFERENCE CHAMPIONSHIPS ~ 7 STRAIGHT ACC ATLANTIC DIVISION TITLES

2013 BOX SCORES

2013 Florida State Baseball
#5 Florida State at Maryland

Mar 15, 2013 at College Park, Md. (Turtle Smith Stadium)

Florida State 3 (16-1,3-1 ACC)												Maryland 5 (12-5,2-2 ACC)											
Player	ab	r	h	rbi	bb	so	po	a	lob	Player	ab	r	h	rbi	bb	so	po	a	lob				
Josh Delph rf	3	1	1	0	1	0	3	0	0	Charlie White cf	4	0	0	0	0	0	1	0	1	0			
Brett Knief lf	3	0	0	0	0	1	0	0	0	Jordan Hagel rf	4	3	3	0	0	0	4	0	0	0			
Seth Miller ph	1	0	0	0	0	0	0	0	0	K.J. Hockaday 3b	1	2	1	0	3	0	0	0	0	0			
Marcus Davis dh	3	0	0	1	0	0	0	0	0	Kyle Convisar 2b	4	0	1	3	0	1	2	5	0	0			
Stephen McGee c	3	1	3	1	1	0	5	1	0	LaMonte Wade 1b	4	0	1	1	0	1	12	1	1	1			
DJ Stewart cf	3	0	0	0	0	0	1	0	3	Kevin Martir dh	4	0	0	0	0	0	0	0	2	0			
John Nogowski 1b	4	0	0	0	1	11	0	0	0	Blake Schmit ss	4	0	1	0	0	0	3	5	1	0			
Jose Brizuela 3b	2	0	1	1	1	0	3	3	0	Jack Cleary c	2	0	2	0	0	0	2	0	0	0			
Giovanny Alfonzo ss	4	0	0	0	0	0	0	4	0	Matt Bosse lf	2	0	0	0	0	2	2	0	0	0			
John Sansone 2b	3	1	0	0	0	0	1	1	0	Greg Olenksi ph	1	0	0	0	1	0	0	0	0	0			
Casey Smit ph	1	0	0	0	1	0	0	0	0	Anthony Papio lf	0	0	0	0	0	1	0	0	0	0			
Brandon Leibrandt p	0	0	0	0	0	0	0	3	0	Jimmy Reed p	0	0	0	0	0	0	0	0	0	4			
Gage Smith p	0	0	0	0	0	0	1	0	0	Kevin Mooney p	0	0	0	0	0	0	0	0	0	0			
Brandon Johnson p	0	0	0	0	0	0	0	0	0	Totals	30	5	9	4	3	5	27	15	5	0	0		
Robby Coles p	0	0	0	0	0	0	0	0	0														
Billy Strode p	0	0	0	0	0	0	0	0	0														
Totals	30	3	5	3	3	2	24	9	8														

Score by Innings

	1	2	3	4	5	6	7	8	9	R	H	E
Florida State	1	0	1	0	0	0	0	1	0	3	5	0
Maryland	1	0	0	0	0	2	0	2	X	5	9	1

E - Hockaday, K.(5); DP - Terrapins 1. LOB - Seminoles 8; Terrapins 5. 2B - McGee, S. 2(7); Hagel, J.(6); Wade, L.(5); Cleary, J.(2); 3B - Hagel, J.(1); HBP - Delph, J.; Stewart, D.; Brizuela, J.; SH - Knief, B.(2); Cleary, J.(4); SF - Davis, M.(3); SB - Hagel, J. 2(9); Hockaday, K.(6); Convisar, K(5); CS - Schmit, B.(4).

Florida State												Maryland											
Player	ip	h	r	er	bb	so	ab	bf	np	Player	ip	h	r	er	bb	so	ab	bf	np				
Brandon Leibrandt	5.1	5	3	3	2	2	18	21	86	Jimmy Reed	8.0	5	3	2	3	1	27	35	117				
Gage Smith	1.1	2	0	0	0	2	6	6	26	Kevin Mooney	1.0	0	0	0	0	1	3	3	15				
Brandon Johnson	0.1	1	1	1	0	0	2	2	5														
Robby Coles	0.1	1	1	1	1	2	3	15															
Billy Strode	0.2	0	0	0	0	0	2	11															

Win - Reed, J. (3-1). Loss - Johnson, B. (1-1). Save - Mooney, K. (1).
WP - Leibrandt, B(3); Smith, G.(1); Coles, R.(2); HBP - by Reed, J. (Delph, J.); by Reed, J. (Brizuela, J.); by Reed, J. (Stewart, D.); Pitches/strikes: Leibrandt, B 86/49; Smith, G. 26/21; Johnson, B. 5/3; Coles, R. 15/7; Strode, B. 11/6; Reed, J. 117/76; Mooney, K. 15/10.

2013 Florida State Baseball
#5 Florida State at Maryland

Mar 16, 2013 at College Park, Md. (Turtle Smith Stadium)

Florida State 7 (17-1,4-1 ACC)												Maryland 6 (12-6,2-3 ACC)											
Player	ab	r	h	rbi	bb	so	po	a	lob	Player	ab	r	h	rbi	bb	so	po	a	lob				
Josh Delph rf	3	0	1	0	1	0	3	0	0	Charlie White cf	3	0	0	1	0	0	1	0	1	0			
Brett Knief rf	1	0	0	0	0	0	0	1	0	LaMonte Wade 1b	3	0	2	1	2	0	9	0	0				
Seth Miller cf	5	1	0	0	0	3	0	2	0	K.J. Hockaday 3b	5	0	0	0	1	2	3	4	0				
DJ Stewart dh	3	0	1	1	1	0	0	1	0	Kyle Convisar lf	4	1	1	0	0	6	0	1	0				
Stephen McGee c	5	1	2	1	0	1	5	0	0	Kevin Martir c	3	1	1	0	1	6	0	1	0				
Marcus Davis lf	4	2	1	0	1	1	3	0	1	Andrew Amaro pr	0	0	0	0	0	0	0	0	0				
John Nogowski 1b	3	2	2	1	1	1	8	2	1	Blake Schmit ss	4	3	3	0	0	0	3	0	0				
Jose Brizuela 3b	3	1	2	1	1	0	0	0	0	Michael Montville dh	5	0	2	1	0	1	0	0	0				
Giovanny Alfonzo ss	3	0	0	0	1	0	2	3	1	Jose Cuas 2b	4	1	1	0	1	1	0	3	0				
John Sansone 2b	4	0	1	2	0	1	2	5	0	Greg Olenksi ph	1	0	0	0	0	0	0	0	0				
Scott Sitz p	0	0	0	0	0	0	1	1	0	Jordan Hagel pr	0	0	0	0	0	0	0	0	0				
Gage Smith p	0	0	0	0	0	0	0	0	0	Anthony Papio lf	5	0	1	1	0	0	3	0	4				
Kyle Bird p	0	0	0	0	0	0	1	0	0	Brady Kirkpatrick p	0	0	0	0	0	0	1	0	0				
Robby Coles p	0	0	0	0	0	0	0	0	0	Robert Galligan p	0	0	0	0	0	0	0	0	0				
Totals	34	7	10	7	6	6	27	12	7	Totals	37	6	11	4	3	4	27	9	12				

Score by Innings

	1	2	3	4	5	6	7	8	9	R	H	E
Florida State	1	0	0	2	0	4	0	0	0	7	10	3
Maryland	0	3	1	0	0	0	1	0	1	6	11	0

E - Brizuela, J.(9); Alfonzo, G. 2(5); DP - Seminoles 1. LOB - Seminoles 7; Terrapins 12. 2B - Davis, M.(7); Nogowski, J.(7); Brizuela, J.(5); Wade, L.(6); Montville, M(5); 3B - Miller, S.(1); Montville, M(1); HR - McGee, S.(3); HBP - White, C.; Convisar, K. SH - Martir, K.(1); Schmit, B.(4); SF - Stewart, D.(1); White, C.(1); SB - Stewart, D.(3); CS - Nogowski, J.(1).

Florida State												Maryland											
Player	ip	h	r	er	bb	so	ab	bf	np	Player	ip	h	r	er	bb	so	ab	bf	np				
Scott Sitz	6.2	10	5	1	2	3	27	34	100	Brady Kirkpatrick	5.0	7	6	6	3	5	20	24	97				
Gage Smith	0.1	0	0	0	0	0	2	4	0	Robert Galligan	0.0	0	1	1	1	0	0	1	4				
Kyle Bird	1.0	0	0	0	0	1	3	3	11	Brandon Casas	1.0	1	0	0	0	0	4	4	12				
Robby Coles	1.0	1	1	0	1	0	5	6	24	Bobby Ruse	2.2	2	0	0	2	1	9	11	44				
										Ben Brewster	0.1	0	0	0	0	1	1	1	3				

Win - Sitz, S. (4-0). Loss - Kirkpatrick (2-3). Save - Coles, R. (3).
WP - Kirkpatrick(2); Casas, B.(1); HBP - by Sitz, S. (White, C.); by Sitz, S. (Convisar, K). Pitches/strikes: Sitz, S. 100/73; Smith, G. 4/3; Bird, K. 11/8; Coles, R. 24/14; Kirkpatrick 97/57; Galligan, R. 4/0; Casas, B. 12/9; Ruse, B. 44/25; Brewster, B. 3/1.

2013 Florida State Baseball
#5 Florida State at Maryland

Mar 17, 2013 at College Park, Md. (Turtle Smith Stadium)

Florida State 4 (18-1,5-1 ACC)												Maryland 3 (12-7,2-4 ACC)											
Player	ab	r	h	rbi	bb	so	po	a	lob	Player	ab	r	h	rbi	bb	so	po	a	lob				
Josh Delph rf	4	1	0	0	2	0	4	0	5	Charlie White cf	5	1	1	0	0	1	2	1	4	0			
Seth Miller cf	5	1	3	0	1	1	2	0	0	LaMonte Wade 1b	3	0	0	1	1	1	10	0	0				
DJ Stewart lf	2	0	0	1	1	0	0	0	0	Kyle Convisar lf/2b	5	0	2	1	0	2	2	0	0				
Brett Knief ph/lf	1	0	0	0	2	1	0	0	1	K.J. Hockaday 3b	4	0	2	0	1	2	1	0	0				
Stephen McGee c	3	1	1	2	1	8	2	4	0	Kevin Martir dh	5	0	1	0	1	1	0	0	4				
Marcus Davis dh	3	1	0	0	2	0	0	0	2	Blake Schmit ss	3	0	1	0	0	0	0	5	0				
John Nogowski 1b	5	0	1	0	0	1	9	0	0	Anthony Papio lf/lf	2	1	1	0	1	0	2	0	3				
Jose Brizuela 3b	5	0	2	1	0	1	0	3	3	Jack Cleary c	2	1	1	1	0	0	10	2	0				
Giovanny Alfonzo ss	4	0	2	1	0	0	1	2	1	Jose Cuas 2b	3	0	0	0	0	2	0	3	0				
John Sansone 2b	3	0	1	0	0	1	2	1	0	Greg Olenksi ph	1	0	0	0	0	0	0	0	0				
Peter Miller p	0	0	0	0	0	0	0	0	0	Andrew Amaro pr	0	0	0	0	0	0	0	0	0				
Bryant Holtmann p	0	0	0	0	0	0	0	2	0	Jordan Hagel rf	0	0	0	0	0	0	0	0	0				
James Winston p	0	0	0	0	0	0	0	0	0	Jake Stinnett p	0	0	0	0	0	0	0	0	0				
Gage Smith p	0	0	0	0	0	0	0	0	0	Brandon Casas p	0	0	0	0	0	0	0	1	0				
Robby Coles p	0	0	0	0	0	0	0	0	0	Jamie Pashuck p	0	0	0	0	0	0	0	1	0				
Totals	35	4	10	4	10	6	27	10	17	Jared Price p	0	0	0	0	0	0	0	0	0				
										Kevin Mooney p	0	0	0	0	0	0	0	0	0				
										Totals	33	3	9	3	3	9	27	14	11				

Score by Innings

	1	2	3	4	5	6	7	8	9	R	H	E
Florida State	0	0	3	1	0	0	0	0	0	4	10	1
Maryland	0	0	1	0	2	0	0	0	0	3	9	1

E - Alfonzo, G.(6); Schmit, B.(2); DP - Seminoles 1; Terrapins 1. LOB - Seminoles 17; Terrapins 11. 2B - White, C.(6); Martir, K.(2); 3B - Miller, S.(2); Papio, A.(1); HBP - Alfonzo, G.; Sansone, J. 2; Schmit, B.; Cleary, J. SH - Papio, A.(1); Cleary, J.(5); SF - Wade, L.(3); SB - McGee, S.(1); Alfonzo, G.(1); CS - Sansone, J.(1).

Florida State												Maryland											
Player	ip	h	r	er	bb	so	ab	bf	np	Player	ip	h	r	er	bb	so	ab	bf	np				
Peter Miller	4.2	6	3	3	1	4	19	22	71	Jake Stinnett	3.0	5	3	3	3	1	13	17	69				
Bryant Holtmann	2.1	1	0	0	1	1	7	10	27	Brandon Casas	0.1	1	1	1	3	0	2	5	21				
James Winston	0.0	1	0	0	1	0	1	2	7	Jamie Pashuck	2.0	2	0	0	2	1	8	10	30				
Gage Smith	0.0	0	0	0	1	2	3	9															



2013 BOX SCORES

2013 Florida State Baseball Stetson at #5 Florida State Mar 20, 2013 at Tallahassee, Fla. (Dick Howser)

Box score for Stetson 1 (10-11) vs Florida State 14 (20-1). Includes player stats for both teams and a score by innings table.

Score by Innings table showing runs, hits, and errors for both teams across 9 innings.

DP - Smith(15); Smit, C.(2). DP - Hatters 2. LOB - Hatters 7; Seminoles 12. 2B - Garmendia(4); McGee, S.(9); Smit, C.(2). 3B - Nogowski, J.(1). HR - Davis, M.(5). HBP - Alfonso, G. 2; Knief, B. SH - Garmendia(3); Smit, C.(2). SF - Delph, J.(2); McGee, S.(1). SB - Miller, S. 2(3).

Summary table for Stetson vs Florida State game, listing player names and their statistics (ip, h, r, er, bb, so, ab, bf, np).

Win - Strode, B. (1-0). Loss - Griffin (1-3). Save - None. WP - Strode, B.(1). HBP - by Diaz (Alfonzo, G.); by Greenpon (Knief, B.); by Dye (Alfonzo, G.). Pitches/strikes: Warmoth 67/47; Griffin 8/0; Thorne 25/10; Diaz 12/5; Greenpon 17/4; Dye 21/12; Banas 26/15; Rakus 24/11; Strode, B. 92/57; Johnson, B. 9/7; Burkhead, K. 17/8; Silva, D. 10/6.

2013 Florida State Baseball #11 Georgia Tech at #5 Florida State (Game 2) Mar 22, 2013 at Tallahassee, Fla. (Dick Howser)

Box score for Georgia Tech 3 (18-4,6-2 ACC) vs Florida State 11 (21-2,6-2 ACC). Includes player stats and a score by innings table.

Score by Innings table showing runs, hits, and errors for both teams across 9 innings.

E - Gonzalez, M(7); Delph, J.(1). DP - RamblinWreck 1; Seminoles 1. LOB - RamblinWreck 11; Seminoles 7. 2B - Davis, M.(2); Miller, S.(7). HR - Stewart, D.(2). HBP - Delph, J., SF - Stewart, D.(2); McGee, S.(2). SB - Wren, K(14); Delph, J.(4); Brizuela, J.(3). CS - Wren, K(6); Gonzalez, M(1).

Summary table for Georgia Tech vs Florida State game, listing player names and their statistics (ip, h, r, er, bb, so, ab, bf, np).

Win - Sitz, S. (5-0). Loss - Isaacs, D (3-2). Save - None. WP - Sitz, S.(1). HBP - by Clay, S (Delph, J.). PB - McGee, S.(4). Pitches/strikes: Isaacs, D 65/40; Clay, S 8/3; Cruz, A 20/12; Smelter, D 28/13; Wiseman, J 19/9; Roberts, J 16/10; Sitz, S. 99/61; Smith, G. 22/12; Bird, K. 13/6; Johnson, B. 18/12; Coles, R. 18/11.

2013 Florida State Baseball #11 Georgia Tech at #5 Florida State (Game 1) Mar 22, 2013 at Tallahassee, Fla. (Dick Howser)

Box score for Georgia Tech 10 (18-3,6-1 ACC) vs Florida State 0 (20-2,5-2 ACC). Includes player stats and a score by innings table.

Score by Innings table showing runs, hits, and errors for both teams across 9 innings.

DP - Seminoles 1. LOB - RamblinWreck 10; Seminoles 7. 2B - Palka, D(8); Evans, Z(5); Hyde, M(8); McGee, S.(10). HR - Evans, Z(10). HBP - Dore, D; Nogowski, J., SH - Wren, K(2); Hyde, M(3); Alfonso, G.(3). CS - Wren, K(5).

Summary table for Georgia Tech vs Florida State game, listing player names and their statistics (ip, h, r, er, bb, so, ab, bf, np).

Win - Farmer, B (5-0). Loss - Leibrandt, B (4-1). Save - None. WP - Farmer, B(3). HBP - by Leibrandt, B (Dore, D); by Farmer, B (Nogowski, J.). Pitches/strikes: Farmer, B 105/68; Hedding, J 35/23; Leibrandt, B 37/22; Holtmann, B. 48/30; Burkhead, K. 64/32; Silva, D. 49/27.

2013 Florida State Baseball #11 Georgia Tech at #5 Florida State (Game 1) Mar 24, 2013 at Tallahassee, Fla. (Dick Howser Stadium)

Box score for Georgia Tech 6 (18-5,6-3 ACC) vs Florida State 8 (22-2,7-2 ACC). Includes player stats and a score by innings table.

Score by Innings table showing runs, hits, and errors for both teams across 9 innings.

E - Gonzalez, M(8); Hyde, M(5); Miller, P.(1). DP - RamblinWreck 1. LOB - RamblinWreck 7; Seminoles 9. 2B - Wren, K(3); Dove, S 2(7); Thomas, B(9); Brizuela, J.(6); Miller, S.(8). 3B - Wren, K(8). HBP - Delph, J.; Sansone, J., SH - McGee, S.(1). SF - Evans, Z(3); Miller, S.(1). SB - Stewart, D.(4). CS - Miller, S.(3).

Summary table for Georgia Tech vs Florida State game, listing player names and their statistics (ip, h, r, er, bb, so, ab, bf, np).

Win - Coles, R. (1-0). Loss - King, J (1-1). Save - None. WP - King, J(1). HBP - by Pitts, C (Delph, J.); by Cruz, A (Sansone, J.). Pitches/strikes: Pitts, C 84/47; Cruz, A 35/21; King, J 18/9; Miller, P. 39/28; Holtmann, B. 47/32; Winston, J. 21/13; Johnson, B. 11/6; Smith, G. 16/9; Coles, R. 18/14.



17 CONFERENCE CHAMPIONSHIPS ~ 7 STRAIGHT ACC ATLANTIC DIVISION TITLES

2013 BOX SCORES

2013 Florida State Baseball
Florida vs #4 Florida State
Mar 26, 2013 at Jacksonville, Fla. (Baseball Grounds)

Florida 1 (11-15)											Florida State 2 (23-2)										
Player	ab	r	h	rbi	bb	so	po	a	lob		Player	ab	r	h	rbi	bb	so	po	a	lob	
Casey Turgeon ss	4	0	0	0	2	2	1	0			Josh Delph rf	4	1	1	0	0	1	2	0	3	
Harrison Bader cf	3	0	0	1	0	0	0	0			Marcus Davis lf	4	0	2	0	0	0	0	0	0	
Justin Shafer rf	4	0	0	0	2	3	0	1			DJ Stewart dh	3	0	0	0	1	0	0	2		
Taylor Gushue c	3	0	1	0	1	0	9	0			Stephen McGee c	2	0	0	0	2	2	10	0		
Vickash Ramjit 1b	4	0	0	0	2	7	0	2			Jose Brizuella 3b	4	1	1	0	0	1	0	2		
Zack Powers 3b	4	1	1	0	2	0	1	0			John Nogowski 1b	2	0	0	1	1	7	1	1		
Josh Tobiasz 2b	2	0	0	0	1	0	2	0			Casey Smit ph/1b	1	0	0	0	0	0	0	0		
Connor Mitchell lf	3	0	1	1	0	0	3	0			Seth Miller cf	3	0	0	0	1	2	3	0		
Christian Dicks dh	2	0	0	0	1	0	0	2			Giovanny Alfonso ss	3	0	1	1	0	1	4	2		
Brady Roberson ph/dh	1	0	0	0	0	0	0	0			John Sansone 2b	4	0	2	0	0	1	3	1		
Tucker Simpson p	0	0	0	0	0	0	0	0			Luke Weaver p	0	0	0	0	0	0	0	1		
Danny Young p	0	0	0	0	0	0	0	0			Bryant Holtmann p	0	0	0	0	0	0	1	0		
Ryan Harris p	0	0	0	0	0	0	0	0			Gage Smith p	0	0	0	0	0	0	0	0		
Daniel Gibson p	0	0	0	0	0	0	0	0			Robby Coles p	0	0	0	0	0	0	0	0		
Totals	30	1	3	1	2	10	24	4	5		Totals	30	2	7	2	5	9	27	9	11	

Score by Innings

	1	2	3	4	5	6	7	8	9	R	H	E
Florida	0	1	0	0	0	0	0	0	0	1	3	1
Florida State	1	0	0	0	0	0	1	X	2	7	2	

E - Gushue(7); Alfonso, G.(7); Weaver, L.(2). DP - Gators 1; Seminoles 1. LOB - Gators 5; Seminoles 11. 2B - Powers(4); Delph, J.(5); Brizuella, J.(7). HBP - Tobiasz; Delph, J.; Stewart, D. SB - McGee, S.(2); Alfonso, G.(2).

Florida	ip	h	r	er	bb	so	ab	bf	np	Florida State	ip	h	r	er	bb	so	ab	bf	np	
Tucker Simpson	3.0	3	1	1	3	12	17	73		Luke Weaver	6.0	3	1	1	1	9	21	23	90	
Danny Young	4.0	2	1	1	2	5	13	15	53	Bryant Holtmann	1.2	0	0	0	1	0	5	6	21	
Ryan Harris	0.1	0	0	0	0	1	1	2		Gage Smith	0.1	0	0	0	0	1	1	1	1	
Daniel Gibson	0.2	2	0	0	1	4	4	14		Robby Coles	1.0	0	0	0	0	1	3	3	13	

Win - Smith, G. (3-0). Loss - Young (0-2). Save - Coles, R. (5).

HBP - by Simpson (Stewart, D.); by Weaver, L. (Tobiasz); by Simpson (Delph, J.). BK - Young(1). Pitches/strikes: Simpson 73/43; Young 53/32; Harris 2/2; Gibson 14/10; Weaver, L. 90/56; Holtmann, B. 21/13; Smith, G. 1/1; Coles, R. 13/9.

2013 Florida State Baseball
#4 Florida State at Virginia Tech
Mar 29, 2013 at Blacksburg, Va. (English Field)

Florida State 2 (23-3,7-3 ACC)											Virginia Tech 3 (19-8,6-4 ACC)										
Player	ab	r	h	rbi	bb	so	po	a	lob		Player	ab	r	h	rbi	bb	so	po	a	lob	
Josh Delph rf	4	0	0	0	1	3	0	0			Gary Schneider rf	3	1	1	1	1	0	2	0	0	
Marcus Davis lf	4	1	2	0	0	0	2	0			Alex Perez ss	3	0	1	0	1	0	2	3	1	
DJ Stewart dh	4	1	2	2	0	0	0	0			Chad Pinder 3b	3	0	0	0	1	0	2	2	0	
Stephen McGee c	3	0	1	0	1	0	3	2	1		Mark Zagunis c	3	0	1	1	1	0	5	0	0	
Jose Brizuella 3b	4	0	1	0	0	1	1	1	2		Tyler Horan lf	3	0	0	1	1	0	4	0	4	
John Nogowski 1b	3	0	1	0	1	5	2	0			Andrew Rash cf	4	0	1	0	0	1	4	0	1	
Seth Miller cf	3	0	1	0	0	3	1	1			Brendon Hayden 2b	3	0	0	0	1	1	6	0		
Casey Smit ph	1	0	0	0	0	0	0	0			Matt Dauby 2b	0	0	0	0	0	0	1	0	0	
Giovanny Alfonso ss	3	0	3	0	0	2	2	0			Kyle Wernicki dh	3	1	1	0	0	0	0	0	0	
John Sansone 2b	3	0	0	0	1	3	1	0			Sean Keselica 1b	2	1	1	1	1	0	10	2	0	
Brandon Leibrandt p	0	0	0	0	0	0	1	0			Brad Markey p	0	0	0	0	0	0	0	1	0	
Billy Strode p	0	0	0	0	0	1	1	0			Totals	27	3	6	3	6	3	27	14	6	
Gage Smith p	0	0	0	0	0	0	0	0													
Totals	32	2	11	2	1	4	24	10	5												

Score by Innings

	1	2	3	4	5	6	7	8	9	R	H	E
Florida State	0	0	0	0	2	0	0	0	0	2	11	0
Virginia Tech	0	0	1	2	0	0	0	0	X	3	6	0

DP - Hokies 4. LOB - Seminoles 5; Hokies 6. 2B - Davis, M.(10); Brizuella, J.(8); Keselica, S(3). HR - Stewart, D.(3). SH - Nogowski, J.(2). SB - Rash, A(2). CS - Miller, S.(4); Pinder, C(1); Keselica, S(2).

Florida State	ip	h	r	er	bb	so	ab	bf	np	Virginia Tech	ip	h	r	er	bb	so	ab	bf	np
Brandon Leibrandt	4.0	5	3	3	5	2	15	20	87	Brad Markey	9.0	11	2	2	1	4	32	34	118
Billy Strode	3.0	1	0	0	1	0	9	10	36										
Gage Smith	1.0	0	0	0	1	3	3	7											

Win - Markey, B (3-2). Loss - Leibrandt, B (4-2). Save - None.

Pitches/strikes: Leibrandt, B 87/49; Strode, B. 36/22; Smith, G. 7/6; Markey, B 118/84.

2013 Florida State Baseball
#4 Florida State at Virginia Tech (Game 1)
Mar 30, 2013 at Blacksburg, Va. (English Field)

Florida State 11 (24-3,8-3 ACC)											Virginia Tech 10 (19-9,6-5 ACC)										
Player	ab	r	h	rbi	bb	so	po	a	lob		Player	ab	r	h	rbi	bb	so	po	a	lob	
Josh Delph rf	3	1	1	0	3	0	2	1	0		Gary Schneider rf	4	1	3	1	1	0	4	0	0	
Marcus Davis lf	4	2	0	0	2	0	1	0	5		Sean Keselica 1b	4	1	1	1	0	0	4	3	0	
Brett Knief lf	0	0	0	0	0	0	0	0	0		Chad Pinder 3b	5	1	0	0	0	1	0	1	2	
DJ Stewart dh	6	2	1	0	2	0	0	1			Tyler Horan lf	5	2	2	0	0	0	2	0	1	
Stephen McGee c	4	1	2	3	2	0	4	0			Mark Zagunis c	4	2	3	2	1	0	6	0	0	
Jose Brizuella 3b	5	2	2	2	1	1	2	2	3		Andrew Rash cf	4	1	1	1	1	0	4	0	0	
John Nogowski 1b	4	1	1	1	1	10	3	2			Brendon Hayden 2b	5	0	1	2	0	0	2	1	0	
Seth Miller cf	3	1	0	1	1	3	0	1			Logan Bible pr	0	0	0	0	0	0	0	0	0	
Giovanny Alfonso ss	5	0	3	2	0	0	3	2	0		Kyle Wernicki dh	5	1	2	1	0	2	0	0	1	
Casey Smit 2b	3	1	2	0	2	5	0			Alex Perez ss	5	1	1	1	0	1	4	2	3		
Scott Sitz p	0	0	0	0	0	0	0	0			Devin Burke p	0	0	0	0	0	0	0	0	0	
Bryant Holtmann p	0	0	0	0	0	0	1	0			Eddie Campbell p	0	0	0	0	0	0	0	0	0	
Gage Smith p	0	0	0	0	0	0	0	0			Jake Joyce p	0	0	0	0	0	0	1	2	0	
Robby Coles p	0	0	0	0	0	0	0	0			Totals	41	10	14	9	3	4	27	9	8	
Totals	37	11	12	9	12	5	27	14	12												

Score by Innings

	1	2	3	4	5	6	7	8	9	R	H	E
Florida State	5	3	0	0	1	0	2	0	0	11	12	3
Virginia Tech	0	1	0	7	0	0	1	0	1	10	14	3

E - Brizuella, J.(11); Sitz, S.(1); Holtmann, B.(2); Schneider, G.(4); Rash, A.(5); Hayden, B.(4). DP - Seminoles 1; Hokies 1. LOB - Seminoles 12; Hokies 8. 2B - Stewart, D.(7); McGee, S.(11); Brizuella, J.(9); Horan, T(9); Rash, A.(10). 3B - Zagunis, M(2). SH - Keselica, S(3). SF - Miller, S.(2).

Florida State	ip	h	r	er	bb	so	ab	bf	np	Virginia Tech	ip	h	r	er	bb	so	ab	bf	np
Scott Sitz	3.2	7	8	1	1	1	20	21	63	Devin Burke	1.0	6	8	2	4	0	10	14	53
Bryant Holtmann	2.1	3	0	0	1	0	8	10	36	Eddie Campbell	3.0	3	1	1	2	1	10	13	40
Gage Smith	2.0	2	1	1	0	2	8	8	29	Jake Joyce	3.0	2	2	2	5	2	10	15	64
Robby Coles	1.0	2	1	1	1	1	5	6	21	Sean Keselica	2.0	1	0	0	1	2	7	8	36

Win - Holtmann, B. (2-0). Loss - Campbell, E (1-3). Save - Coles, R. (6).

WP - Burke, D(3); Campbell, E(4); Joyce, J(2(3)). Pitches/strikes: Sitz, S. 63/46; Holtmann, B. 36/25; Smith, G. 29/21; Coles, R. 13/13; Burke, D 53/26; Campbell, E 40/19; Joyce, J 64/32; Keselica, S 36/20.

2013 Florida State Baseball
#4 Florida State at Virginia Tech (Game 2)
Mar 30, 2013 at Blacksburg, Va. (English Field)

Florida State 1 (24-4,8-4 ACC)											Virginia Tech 8 (20-9,7-5 ACC)										
Player	ab	r	h	rbi	bb	so	po	a	lob		Player	ab	r	h	rbi	bb	so	po	a	lob	
Brett Knief rf	3	0	2	0	1	1	0	0	0		Gary Schneider rf	5	1	1	0	0	1	4	0	1	
Marcus Davis lf	5	0	0	0	0	1	1	0	2		Sean Keselica 1b	4	0	1	0	0	0	10	0	0	
DJ Stewart dh	5	0	2	0	0	2	0	0	0		Chad Pinder 3b	5	2	3	1	0	0	0	0	0	
Stephen McGee c	3	1	1	0	1	1	3	1	3		Tyler Horan lf	5	2	2	0	0	1	2	0	2	
Ladson Montgomery c	1	0	0	0	0	0	0	0	2		Mark Zagunis dh	2	2	0	0	2	0	0	0	0	
Jose Brizuella 3b	2	0	0	0	2	1	1	0			Andrew Rash cf	4	1	3	2	0	0	1	0	0	
Casey Smit 3b	2	0	2	0	0	1	1	0			Brendon Hayden 2b	2	0	1	1	1	0	2	6	0	
John Nogowski 1b	3	0	1	0	1	9	2	0			Chad Morgan c	3									



2013 BOX SCORES

2013 Florida State Baseball #5 Florida Gulf Coast at #7 Florida State Apr 02, 2013 at Tallahassee, Fla. (Dick Houser)

2013 Florida State Baseball #5 Florida State at Miami Apr 05, 2013 at Coral Gables, Fla. (Alex Rodriguez Park)

Florida Gulf Coast 9 (18-7)

Florida State 12 (25-4)

Florida Gulf Coast 9 (18-7) player stats table with columns: Player, ab, r, h, rbi, bb, so, po, a, lob

Florida State 12 (25-4) player stats table with columns: Player, ab, r, h, rbi, bb, so, po, a, lob

Score by Innings table for Florida Gulf Coast vs Florida State

E - RIVERA, N(4); Alfonso, G.(8); Smit, C.(4). DP - Eagles 1. LOB - Eagles 7; Seminoles 8. 2B - BEDNAR(8); RIVERA, N(5); Davis, M.(11); Stewart, D.(9); Smit, C.(4). HR - McGee, S.(4); Sansone, J.(1). HBP - DWYER; BEISNER; Davis, M. 2; Stewart, D.. SH - Delph, J.(2). SB - SUCHY(4); Brizuela, J.(4).

Florida Gulf Coast player stats table with columns: Player, ip, h, r, er, bb, so, ab, bf, np

Florida State player stats table with columns: Player, ip, h, r, er, bb, so, ab, bf, np

Win - Smith, G. (4-0). Loss - COONEY (1-3). Save - Coles, R. (7). WP - PATRICK(2); Winston, J. (2). HBP - by Strode, B. (DWYER); by BROWN (Stewart, D.); by COONEY (Davis, M.); by ENGLISH (Davis, M.); by Coles, R. (BEISNER). BK - COONEY(1). Pitches/strikes: TILLERY 50/32; BROWN 38/21; PATRICK 19/9; COONEY 45/20; ENGLISH 12/7; RIVERA, G 18/12; Strode, B. 77/47; Winston, J. 14/8; Smith, G. 28/18; Johnson, B. 10/6; Holtmann, B. 7/4; Coles, R. 16/11.

2013 Florida State Baseball #5 Florida State at Miami Apr 06, 2013 at Coral Gables, Fla. (Alex Rodriguez Park)

2013 Florida State Baseball #5 Florida State at Miami Apr 07, 2013 at Coral Gables, Fla. (Alex Rodriguez Park)

Florida State 0 (26-5,9-5 ACC)

Miami 6 (21-13,6-8 ACC)

Florida State 0 (26-5,9-5 ACC) player stats table with columns: Player, ab, r, h, rbi, bb, so, po, a, lob

Miami 6 (21-13,6-8 ACC) player stats table with columns: Player, ab, r, h, rbi, bb, so, po, a, lob

Score by Innings table for Florida State vs Miami

DP - Seminoles 1; Hurricanes 1. LOB - Seminoles 10; Hurricanes 4. HR - A Hernandez(1). HBP - Smit, C.; Sansone, J.; M Broad. SH - A Hernandez(4); C Mack(2). SB - A San Juan(2). CS - Knief, B.(1).

Florida State player stats table with columns: Player, ip, h, r, er, bb, so, ab, bf, np

Miami player stats table with columns: Player, ip, h, r, er, bb, so, ab, bf, np

Win - Radziewski (4-1). Loss - Leibrandt, B (4-3). Save - None. HBP - by Radziewski (Smit, C.); by Johnson, B. (M Broad); by E Whaley (Sansone, J.). PB - A San Juan(3). Pitches/strikes: Leibrandt, B 88/51; Johnson, B. 16/7; Winston, J. 34/23; Radziewski 127/75; E Whaley 43/24.

Umpires - HP: Danny Everett 1B: Morris Hodges 3B: Paul Guille

Florida State 4 (26-4,9-4 ACC)

Miami 2 (20-13,5-8 ACC)

Florida State 4 (26-4,9-4 ACC) player stats table with columns: Player, ab, r, h, rbi, bb, so, po, a, lob

Miami 2 (20-13,5-8 ACC) player stats table with columns: Player, ab, r, h, rbi, bb, so, po, a, lob

Score by Innings table for Florida State vs Miami

E - C Mack(2); B Fieger(6). LOB - Seminoles 7; Hurricanes 8. 2B - Alfonso, G.(3). SB - Smit, C.(1). CS - Stewart, D.(2).

Florida State player stats table with columns: Player, ip, h, r, er, bb, so, ab, bf, np

Miami player stats table with columns: Player, ip, h, r, er, bb, so, ab, bf, np

Win - Coles, R. (2-0). Loss - Nedeljkovic (2-1). Save - None. PB - G Kennedy(4). Pitches/strikes: Weaver, L. 95/65; Smith, G. 35/20; Coles, R. 17/15; C Diaz 128/77; Nedeljkovic 31/20; A Salcines 16/7.

Florida State 5 (27-5,10-5 ACC)

Miami 1 (21-14,6-9 ACC)

Florida State 5 (27-5,10-5 ACC) player stats table with columns: Player, ab, r, h, rbi, bb, so, po, a, lob

Miami 1 (21-14,6-9 ACC) player stats table with columns: Player, ab, r, h, rbi, bb, so, po, a, lob

Score by Innings table for Florida State vs Miami

E - Sitz, S.(2); A Hernandez(6); T Palmer 2(2). DP - Seminoles 1; Hurricanes 2. LOB - Seminoles 7; Hurricanes 4. 2B - Stewart, D.(10); Davis, M.(12); A Hernandez(6). SF - Nogowski, J.(2); Alfonso, G.(2). SB - Winston, J.(1). CS - Stewart, D.(3); D Carey(2).

Florida State player stats table with columns: Player, ip, h, r, er, bb, so, ab, bf, np

Miami player stats table with columns: Player, ip, h, r, er, bb, so, ab, bf, np

Win - Sitz, S. (6-0). Loss - A Suarez (2-2). Save - None. WP - A Suarez(2). Pitches/strikes: Sitz, S. 101/67; Holtmann, B. 13/8; A Suarez 84/49; T Woodrey 38/17; A Salcines 32/22.



17 CONFERENCE CHAMPIONSHIPS ~ 7 STRAIGHT ACC ATLANTIC DIVISION TITLES

2013 BOX SCORES

2013 Florida State Baseball
Florida at #7 Florida State
Apr 09, 2013 at Tallahassee, Fla. (Dick Howser)

Florida 4 (16-18)

Player	ab	r	h	rtbi	bb	so	po	a	lob
Casey Turgeon 2b/ss	3	0	1	0	2	0	2	3	0
Richie Martin cf	4	0	1	2	0	4	0	0	0
Cory Reid if	0	0	0	0	0	0	0	0	0
Taylor Gushue c	5	0	1	0	1	7	0	3	0
Justin Shafer dh/p	4	0	1	0	0	0	0	0	0
Zack Powers 3b	2	0	0	1	0	3	0	0	0
Vickash Ramjit 1b	4	0	0	0	0	7	1	1	1
Connor Mitchell rf	4	0	0	0	1	1	1	3	0
Harrison Bader lf/cf	4	3	2	0	0	2	0	0	0
Cody Dent ss	1	1	1	0	1	0	3	0	0
Josh Tobiasz ph/2b	1	0	0	1	0	0	1	0	0
Bobby Poyner p	0	0	0	0	0	1	0	0	0
Ryan Harris p	0	0	0	0	0	0	0	0	0
Daniel Gibson p	0	0	0	0	0	0	0	0	0
Totals	32	4	7	3	4	27	12	8	

Score by Innings	1	2	3	4	5	6	7	8	9	R	H	E
Florida	0	0	1	0	1	0	1	0	1	4	7	0
Florida State	1	0	0	0	1	1	0	0	0	3	8	4

E - McGee, S.(1); Brizuella, J.(13); Winston, J.(2); Coles, R.(1). DP - Gators 1; Seminoles 1. LOB - Gators 8; Seminoles 6. 2B - Martin(2); Stewart, D.(11); Davis, M.(13); Winston, J.(3). HR - Stewart, D.(4). HBP - Powers; Nogowski, J.; Winston, J. SF - Martin(1); Tobiasz, D. SB - Bader(6). CS - Dent(1).

Florida	ip	h	r	er	bb	so	ab	bf	np
Bobby Poyner	4.0	4	1	1	0	3	16	18	60
Justin Shafer	1.2	2	2	2	0	1	7	7	29
Ryan Harris	1.1	2	0	0	2	5	5	23	
Daniel Gibson	2.0	0	0	0	1	1	5	6	25

Win - Gibson (1-0). Loss - Coles, R. (2-1). Save - None.
WP - Harris(2); Gibson(2). HBP - by Poyner (Nogowski, J.); by Poyner (Winston, J.); by Smith, G. (Powers). PB - McGee, S.(5). Pitches/throws: Poyner 60/41; Shafer 29/20; Harris 23/17; Gibson 25/13; Miller, P. 64/47; Smith, G. 19/12; Strode, B. 9/5; Winston, J. 10/5; Coles, R. 23/14.

2013 Florida State Baseball
Duke at #7 Florida State (Game 1)
Apr 13, 2013 at Tallahassee, Fla. (Dick Howser Stadium)

Duke 5 (21-16,8-9 ACC)

Player	ab	r	h	rtbi	bb	so	po	a	lob
Andy Perez 2b	4	1	0	0	0	1	3	2	0
Jeff Kremer rf	5	0	4	3	0	0	0	0	0
Grant McCabe cf	4	0	2	1	0	1	2	0	1
Jordan Betts 3b	4	0	0	0	0	0	3	3	0
Chris Marconcini 1b	4	0	1	0	0	3	7	1	1
Mark Lumpa if	4	1	2	0	0	1	2	0	0
Kenny Koplove ss	4	0	1	0	0	2	1	0	0
Ryan Munger c	3	0	0	0	1	2	9	1	0
Angelo La Bruna pr	0	1	0	0	0	0	0	0	0
Matt Berenz dh	2	0	0	0	0	1	0	0	2
David Perkins ph	2	2	2	1	0	0	0	0	0
Drew Van Orden p	0	0	0	0	0	0	1	0	0
Dalton Brown p	0	0	0	0	0	0	2	0	0
Totals	36	5	12	5	1	11	24	12	

Score by Innings	1	2	3	4	5	6	7	8	9	R	H	E
Duke	0	0	0	0	0	0	1	4	5	12	10	0
Florida State	0	1	5	0	0	0	1	1	X	8	13	0

LOB - Blue Devils 7; Seminoles 8. 2B - Kremer, J.(11); Perkins, D.(3); Brizuella, J.(10). 3B - Miller, S.(3). HR - McGee, S.(5); Brizuella, J.(2). HBP - Perez, A. SH - McCabe, G.(7); Knief, B.(3). SF - Smit, C.(1). SB - Kremer, J.(4); Knief, B.(1).

Duke	ip	h	r	er	bb	so	ab	bf	np
Drew Van Orden	7.0	12	7	7	2	8	31	35	114
Dalton Brown	1.0	1	1	1	1	0	4	5	22

Win - Leibbrandt, B. (5-3). Loss - Van Orden, D. (2-4). Save - None.
WP - Van Orden, D. (2/11); Holtmann, B. (2). HBP - by Holtmann, B. (Perez, A.). Pitches/throws: Van Orden, D. 114/78; Brown, D. 22/10; Leibbrandt, B. 93/65; Holtmann, B. 43/26.

2013 Florida State Baseball
Duke at #7 Florida State
Apr 12, 2013 at Tallahassee, Fla. (Dick Howser)

Duke 2 (21-15,8-8 ACC)

Player	ab	r	h	rtbi	bb	so	po	a	lob
Andy Perez 2b	3	0	0	0	0	1	1	1	0
David Perkins ph/2b	1	0	1	0	0	0	0	1	0
Jeff Kremer rf	4	2	3	1	0	0	2	0	0
Grant McCabe cf	3	0	1	0	0	1	0	0	0
Anthony D'Alessandro if	1	0	0	0	0	1	1	0	0
Jordan Betts 3b	4	0	0	0	0	1	2	4	0
Chris Marconcini 1b	3	1	1	1	0	1	5	0	0
Jalen Phillips 1b	1	0	0	0	0	1	0	0	0
Mark Lumpa if	3	0	1	0	0	2	1	0	0
Kenny Koplove ss/p	3	0	0	0	0	1	3	0	0
Garrett Hayward p	0	0	0	0	0	0	0	0	0
Al Morris ph	1	0	0	0	0	0	0	0	0
Reed Anthes c	2	0	0	0	1	5	1	1	0
Ryan Munger c	2	0	0	0	1	1	0	1	0
Matt Berenz dh	2	0	1	0	0	0	0	0	0
Angelo La Bruna ph/ss	0	1	0	0	0	0	0	0	0
Trent Swart p	0	0	0	0	0	0	0	1	0
Sarkis Ohanian p	0	0	0	0	0	0	0	0	0
Remy Janco p	0	0	0	0	0	0	0	0	0
Totals	33	2	8	2	1	8	24	8	

Score by Innings	1	2	3	4	5	6	7	8	9	R	H	E
Duke	0	1	0	0	0	0	0	1	0	2	8	2
Florida State	2	0	0	4	4	2	2	2	X	16	16	0

E - Kremer, J.(4); Ohanian, S.(1). DP - Blue Devils 1; Seminoles 2. LOB - Blue Devils 6; Seminoles 7. 2B - Perkins, D.(2); Knief, B.(3); Sansone, J.(2). 3B - Knief, B.(1). HR - Marconcini(8); Davis, M.(6). HBP - La Bruna, A.; Winston, J. SH - Alfonso, G.(4). SF - Knief, B.(2). SB - McCabe, G.(6); Winston, J.(2). CS - Davis, M.(1).

Duke	ip	h	r	er	bb	so	ab	bf	np
Trent Swart	4.1	10	9	8	3	3	19	25	93
Sarkis Ohanian	1.2	3	3	2	2	2	8	10	44
Remy Janco	1.0	2	2	2	0	0	5	5	17
Kenny Koplove	0.1	1	2	2	0	2	5	26	
Garrett Hayward	0.2	0	0	0	1	2	2	13	

Win - Weaver, L. (4-0). Loss - Swart, T. (4-2). Save - None.
WP - Ohanian, S.(3); Janco, R.(2). HBP - by Swart, T. (Winston, J.); by Bird, K. (La Bruna, A.); by Koplove, K. (Gould, J.). PB - Anthes, R. (3). Pitches/throws: Swart, T. 93/55; Ohanian, S. 44/25; Janco, R. 17/11; Koplove, K. 26/12; Hayward, G. 13/9; Weaver, L. 95/65; Bird, K. 22/15; Silva, D. 18/10.

2013 Florida State Baseball
Duke at #7 Florida State (Game 2)
Apr 13, 2013 at Tallahassee, Fla. (Dick Howser)

Duke 3 (21-17,8-10 ACC)

Player	ab	r	h	rtbi	bb	so	po	a	lob
Andy Perez 2b	3	0	1	0	0	1	0	2	0
Jeff Kremer rf	4	0	0	0	0	2	0	1	0
Grant McCabe cf	4	0	1	0	0	1	1	0	0
Jordan Betts 3b	4	1	1	0	0	1	0	1	1
Chris Marconcini 1b	4	1	1	0	0	2	4	0	0
Mark Lumpa if	4	0	2	0	0	5	0	0	0
David Perkins dh	3	0	1	0	1	0	0	0	0
Reed Anthes c	3	1	1	1	0	1	9	1	0
Kenny Koplove ss	4	0	1	0	0	3	4	0	0
Robert Huber p	0	0	0	0	0	0	0	0	0
Nick Hendrix p	0	0	0	0	0	0	0	0	0
Michael Matuella p	0	0	0	0	0	0	0	0	0
Andrew Istler p	0	0	0	0	0	0	0	0	0
Totals	33	3	9	3	1	7	24	8	

Score by Innings	1	2	3	4	5	6	7	8	9	R	H	E
Duke	0	0	1	2	0	0	0	0	0	3	9	3
Florida State	2	4	0	0	2	0	0	X		8	13	0

E - Kremer, J.(5); Betts, J.(10); Koplove, K.(3). DP - Blue Devils 1; Seminoles 1. LOB - Blue Devils 6; Seminoles 10. 2B - Betts, J.(14); Koplove, K.(7); Miller, S.(9); Stewart, D.(12); Davis, M.(14); Brizuella, J.(11). HR - Davis, M.(7); Brizuella, J.(3). HBP - Winston, J. SH - Miller, S.(3). SF - Perez, A.(2); Anthes, R.(2). SB - McGee, S.(3); Brizuella, J.(5). CS - Alfonso, G.(2).

Duke	ip	h	r	er	bb	so	ab	bf	np
Robert Huber	1.2	7	6	6	2	1	12	14	64
Nick Hendrix	4.0	3	0	0	2	5	13	16	68
Michael Matuella	0.1	3	2	2	1	0	4	5	19
Andrew Istler	2.0	0	0	0	0	2	6	7	26

Win - Sitz, S. (7-0). Loss - Huber, R. (5-3). Save - None.
HBP - by Hendrix, N. (Winston, J.). Pitches/throws: Huber, R. 64/39; Hendrix, N. 68/38; Matuella, M. 19/9; Istler, A. 26/17; Sitz, S. 72/49; Strode, B. 40/28; Coles, R. 13/8.



2013 BOX SCORES

2013 Florida State Baseball
South Alabama at #6 Florida State
Apr 16, 2013 at Tallahassee, Fla. (Dick Howser)

Table with 2 columns: South Alabama 0 (27-11) and Florida State 2 (31-6). Includes player stats for Billingsley, Cole cf, DeBlieux, Jeff cf, etc., and totals for both teams.

E - Zaharion(2); Alfonso, G.(9), DP - Seminoles 1. LOB - Jaguars 3; Seminoles 3. SH - Alfonso, G.(5), SB - Sansone, J.(1), CS - Billingsley(6); Brizuela, J.(1).

Score by Innings table for South Alabama vs Florida State, showing runs, hits, errors, and other stats for each inning.

Win - Miller, P. (4-1). Loss - Gardner (0-1). Save - Coles, R. (8). Pitches/strikes: Gardner 81/51; Soleymani 21/12; Miller, P. 95/55; Strode, B. 12/10; Smith, G. 2/1; Coles, R. 25/19.

2013 Florida State Baseball
#6 Florida State at #8 Virginia (Game 1)
Apr 20, 2013 at Charlottesville, Va. (Davenport Field)

Table with 2 columns: Florida State 2 (31-7,13-6 ACC) and Virginia 9 (33-6,14-5 ACC). Includes player stats for Seth Miller cf, DJ Stewart lf, Stephen McGee c, etc., and totals for both teams.

Score by Innings table for Florida State vs Virginia, showing runs, hits, errors, and other stats for each inning.

E - Sansone, J.(4); Winston, J.(3); Cogswell, B.(9), DP - Seminoles 1; Cavaliers 2. LOB - Seminoles 6; Cavaliers 11. 2B - Stewart, D.(13), HR - Downes, B.(6); Fisher, D.(5); Howard, N.(1), HBP - McCarthy, J.; Fisher, D., SF - McGee, S.(3); Davis, M.(4); Papi, M.(3), CS - King, J.(3).

Score by Innings table for Florida State vs Virginia, showing runs, hits, errors, and other stats for each inning.

Win - Waddell, B. (3-1). Loss - Weaver, L. (4-1). Save - None. WP - Bird, K.(2), HBP - by Silva, D. (McCarthy, J.); by Silva, D. (Fisher, D.). PB - McGee, S.(6). Pitches/strikes: Weaver, L. 103/63; Bird, K. 38/19; Silva, D. 43/22; Burkhead, K. 5/4; Waddell, B. 112/64; Mayberry, W. 26/15; Rosenberger 12/9.

2013 Florida State Baseball
#6 Florida State at #8 Virginia (Game 2)
Apr 20, 2013 at Charlottesville, Va. (Davenport Field)

Table with 2 columns: Florida State 0 (31-8,13-7 ACC) and Virginia 2 (34-6,15-5 ACC). Includes player stats for Seth Miller cf, DJ Stewart lf, Stephen McGee c, etc., and totals for both teams.

E - Sansone, J.(5), LOB - Seminoles 4; Cavaliers 4. 2B - Miller, S.(10); Cogswell, B.(7), SH - Fisher, D.(3), CS - Irving, N.(3).

Score by Innings table for Florida State vs Virginia, showing runs, hits, errors, and other stats for each inning.

Win - Silverstein (7-0). Loss - Leibrandt, B (5-4). Save - Crockett, K. (8). Pitches/strikes: Leibrandt, B 105/70; Silverstein 98/59; Crockett, K. 26/16.

2013 Florida State Baseball
#6 Florida State at #8 Virginia
Apr 21, 2013 at Charlottesville, Va. (Davenport Field)

Table with 2 columns: Florida State 2 (31-9,13-8 ACC) and Virginia 5 (35-6,16-5 ACC). Includes player stats for Seth Miller cf, DJ Stewart lf, Stephen McGee c, etc., and totals for both teams.

Score by Innings table for Florida State vs Virginia, showing runs, hits, errors, and other stats for each inning.

E - Winston, J.(4); Fisher, D.(3), LOB - Seminoles 9; Cavaliers 5. 2B - King, J.(10), 3B - Winston, J.(2), SH - Irving, N.(9), SF - Smit, C.(2); McCarthy, J.(4).

Score by Innings table for Florida State vs Virginia, showing runs, hits, errors, and other stats for each inning.

Win - Howard, N. (5-3). Loss - Sitz, S. (7-1). Save - Crockett, K. (9). Pitches/strikes: Sitz, S. 74/46; Strode, B. 20/14; Smith, G. 11/7; Coles, R. 35/24; Howard, N. 111/67; Kirby, N. 7/3; Young, A. 2/1; Crockett, K. 31/23.



17 CONFERENCE CHAMPIONSHIPS ~ 7 STRAIGHT ACC ATLANTIC DIVISION TITLES

2013 BOX SCORES

2013 Florida State Baseball
#9 Florida State at Jacksonville
Apr 23, 2013 at Jacksonville, Fla. (John Sessions)

Florida State 9 (32-9)											Jacksonville 0 (14-26)										
Player	ab	r	h	rbi	bb	so	po	a	lob		Player	ab	r	h	rbi	bb	so	po	a	lob	
Seth Miller cf	3	1	0	0	1	0	0	0	2		HOUCK,Zach rf	3	0	1	0	0	1	3	0	0	
DJ Stewart lf	4	2	2	5	1	0	0	0	0		BABB,Michael ph/ff	1	0	0	0	0	0	0	0	0	
Ryan Valdes lf	1	0	0	0	0	0	0	0	0		HUXTABLE,Jake 2b	3	0	0	0	0	1	4	5	2	
Marcus Davis dh/ff	6	0	3	0	0	1	0	0	0		MOLTER,Kris 2b	1	0	0	0	0	1	1	0	0	
Stephen McGee c	3	0	2	1	2	0	6	0	0		NORTH,Brady 1b	3	0	0	0	1	0	13	0	1	
Ladson Montgomery c	1	0	0	0	0	1	1	0	0		DILLARD,Dylan lf	3	0	0	0	2	1	0	0	0	
Casey Smit 3b	4	0	1	0	1	0	3	2		ROWE,Braddock ph	1	0	0	0	1	0	0	0	0		
John Nogowski 1b	3	1	0	1	1	13	0	6		KOSLOWSKI,Nathan cf	3	0	0	1	0	0	0	0	0		
James Winston rf/p	5	1	2	0	0	1	3	0	3		LUTHER,Drew c	2	0	0	0	1	1	1	0	0	
Giovanny Alfonso ss	4	2	1	1	0	1	2	0		RUCKEL,Garrett c	1	0	0	0	0	2	0	2			
JJ Gould ph/ss	0	0	0	0	0	0	2	0		RICCI,Nate dh	3	0	0	0	1	0	0	1			
John Sansone 2b	5	2	3	1	0	1	2	1	0		SCHAUH,Scott 3b	3	0	1	0	0	1	3	0		
Peter Miller p	0	0	0	0	0	0	1	0	0		LOOSEN,Ethan ss	3	0	1	0	1	1	5	0		
Bryant Holtmann p	0	0	0	0	0	0	0	0	0		GORDON,Zach p	0	0	0	0	0	0	0	0		
Totals	39	9	14	9	6	3	27	10	13		BAKER,Josh p	0	0	0	0	0	0	0	0		
											WOODS,Drew p	0	0	0	0	0	0	0	1		
											FLOR,Will p	0	0	0	0	0	0	0	0		
											MAXON,Adam p	0	0	0	0	0	0	0	0		
											MADDEN,Corben p	0	0	0	0	0	0	0	0		
											Totals	30	0	3	0	3	8	27	16	6	

Score by Innings	1	2	3	4	5	6	7	8	9	R	H	E
Florida State	0	5	0	0	0	0	4	0	0	9	14	1
Jacksonville	0	0	0	0	0	0	0	0	0	0	3	1

E - McGee, S.(2); Luther,D.(8). DP - Dolphins 1. LOB - Seminoles 13; Dolphins 6. 2B - Stewart, D.(14); Winston, J.(2); Sansone, J.(6). HBP - Miller, S.; Nogowski, J.; Gould, J.; SH - Miller, S.(4); SB - Sansone, J.(2).

Florida State	ip	r	h	er	bb	so	ab	bf	np
Peter Miller	7.0	3	0	1	6	24	25	84	
Bryant Holtmann	1.0	0	0	0	1	3	3	11	
James Winston	1.0	0	0	2	1	3	5	20	

Jacksonville	ip	r	h	er	bb	so	ab	bf	np
GORDON,Zach	1.0	4	4	4	2	0	6	9	40
BAKER,Josh	3.0	3	1	1	3	0	11	15	49
WOODS,Drew	2.1	5	4	4	1	12	14	48	
FLOR,Will	0.0	1	0	0	0	1	1	5	
MAXON,Adam	1.2	1	0	0	0	2	6	7	24
MADDEN,Corben	1.0	0	0	0	0	3	3	9	

Win - Miller, P. (5-1). Loss - Gordon, J. (2-6). Save - None.
WP - Winston, J.(3); Miller, P.(3). HBP - by Gordon, J. (Nogowski, J.); by Woods, D. (Miller, S.); by Maxon, A. (Gould, J.). Pitches/strikes: Miller, P. 84/56; Holtmann, B. 11/8; Winston, J. 20/12; Gordon, J. 20/19; Baker, J. 49/24; Woods, D. 48/29; Flor, W. 5/2; Maxon, A. 24/14; Madden, C. 9/4.

2013 Florida State Baseball
Wake Forest at #9 Florida State
Apr 26, 2013 at Tallahassee, Fla. (Dick Howser)

Wake Forest 3 (24-21,7-15 ACC)											Florida State 7 (33-9,14-8 ACC)										
Player	ab	r	h	rbi	bb	so	po	a	lob		Player	ab	r	h	rbi	bb	so	po	a	lob	
Evan Stephens cf	4	0	0	0	0	1	3	0	0		Seth Miller cf	3	1	0	0	1	0	1	1	0	
Conor Keniry 2b	3	0	0	0	1	2	4	2	0		DJ Stewart lf	2	1	0	0	2	0	1	0	0	
Pat Blair ss	2	1	0	0	2	1	1	1	2		Marcus Davis dh	3	1	2	3	1	0	0	0	0	
Charlie Morgan dh	4	1	1	0	0	2	0	0	1		Stephen McGee c	4	0	1	0	0	0	13	1	0	
Matt Conway 1b	4	1	3	1	0	1	7	1	0		Jose Brizuela 3b	4	0	1	0	1	0	1	1	1	
Jack Carey rf	4	0	0	1	0	3	1	0	0		Casey Smit 1b	2	1	0	0	1	1	5	1	0	
Kevin Jordan if	3	0	1	0	0	1	2	0	1		John Nogowski 1b	0	0	0	0	1	0	3	0	0	
Grant Shambley ph	0	0	0	0	1	0	0	0	0		James Winston rf	4	2	1	0	0	2	0	0	0	
Brett Armour c	3	0	1	1	1	5	2	0		Giovanny Alfonso ss	3	2	0	0	0	1	2	3	2		
Mark Rhine 3b	4	0	0	0	0	1	0	2		John Sansone 2b	2	0	0	1	0	2	1	3	0		
Matt Pirro p	0	0	0	0	0	0	0	0	0		JJ Gould p	0	1	0	0	0	0	0	0	0	
Connor Kaden p	0	0	0	0	0	0	2	0	0		Luke Weaver p	0	0	0	0	0	1	2	0	0	
Totals	31	3	6	3	5	12	24	8	6		Gage Smith p	0	0	0	0	0	0	0	0	0	
											Brandon Johnson p	0	0	0	0	0	0	0	0	0	
											Totals	27	7	5	5	6	7	27	12	4	

Score by Innings	1	2	3	4	5	6	7	8	9	R	H	E
Wake Forest	0	0	0	0	0	0	0	3	6	2		
Florida State	1	2	0	0	0	2	2	0	X	7	5	1

E - Keniry, C.(4); Armour, B.(1); Sansone, J.(6). DP - Seminoles 2. LOB - Demon Deacs 6; Seminoles 4. 2B - Conway, M.(17); Davis, M.(15). 3B - Winston, J.(3). SH - Alfonso, G.(6). SF - Sansone, J.(1). SB - Miller, S.(4). CS - Jordan, K.(3); Davis, M.(2).

Wake Forest	ip	r	h	er	bb	so	ab	bf	np
Luke Weaver	6.0	2	5	3	4	5	18	24	101
Connor Kaden	2.0	3	2	1	2	2	9	11	47

Florida State	ip	r	h	er	bb	so	ab	bf	np
Luke Weaver	7.0	3	0	0	3	9	22	25	104
Gage Smith	1.0	0	0	0	0	2	3	3	14
Brandon Johnson	1.0	3	3	2	1	6	8	34	

Win - Weaver, L. (5-1). Loss - Pirro, M. (3-6). Save - None.
WP - Pirro, M. 2(6); Kaden, C.(7). PB - Armour, B.(4). Pitches/strikes: Pirro, M. 101/55; Kaden, C. 47/25; Weaver, L. 104/66; Smith, G. 14/10; Johnson, B. 34/20.

2013 Florida State Baseball
Wake Forest at #9 Florida State
Apr 27, 2013 at Tallahassee, Fla. (Dick Howser Stadium)

Wake Forest 6 (24-22,7-16 ACC)											Florida State 8 (34-9,15-8 ACC)										
Player	ab	r	h	rbi	bb	so	po	a	lob		Player	ab	r	h	rbi	bb	so	po	a	lob	
Evan Stephens cf	2	1	0	0	2	1	4	1	2		Seth Miller cf	4	0	2	1	1	0	0	0	0	
Mark Rhine 3b	4	2	1	1	1	0	1	4		DJ Stewart lf	4	1	1	0	1	1	1	0	0		
Pat Blair ss	5	1	2	0	0	2	0	1	0		Marcus Davis dh	4	1	1	0	0	1	0	0	3	
Matt Conway 1b	5	0	1	2	0	1	9	0	0		Ladson Montgomery ph	1	0	1	0	0	0	0	0	0	
Jack Carey dh	4	1	2	1	1	2	0	0	0		Ryan Valdes pr	0	0	0	0	0	0	0	0	0	
Joey Rodriguez pr	0	0	0	0	0	0	0	0	0		Stephen McGee c	4	1	1	1	0	1	12	0	1	
Brett Armour c	4	1	1	0	2	4	1	3		Jose Brizuela 3b	3	0	0	0	0	0	0	3	1		
Charlie Morgan ph	1	0	1	0	0	0	0	0	0		Casey Smit 1b	4	1	2	1	0	0	10	0	0	
Kevin Conway rf	4	0	1	0	0	2	1	0	0		James Winston rf	2	3	1	0	2	0	1	0	0	
Conor Keniry ph	1	0	0	0	0	0	1	0	0		Giovanny Alfonso ss	2	1	0	0	1	0	2	4	0	
Andrew Williams 2b	4	0	1	1	0	2	4	0	0		John Sansone 2b	4	0	3	2	0	1	2	1		
Grant Shambley lf	4	0	2	0	0	1	0	0	0		Brandon Leibrandt p	0	0	0	0	0	0	0	1	0	
Justin Van Grouw p	0	0	0	0	0	0	2	0	0		Gage Smith p	0	0	0	0	0	0	0	1	0	
Jack Fischer p	0	0	0	0	0	1	1	0	0		Billy Strode p	0	0	0	0	0	0	0	0	0	
Colin Egan p	0	0	0	0	0	0	0	0	0		Robby Coles p	0	0	0	0	0	0	0	0	0	
Will Finley p	0	0	0	0	0	0	0	0	0		Totals	32	8	12	5	5	3	27	11	8	
Totals	38	6	12	6	4	12	24	11	10												

Score by Innings	1	2	3	4	5	6	7	8	9	R	H	E
Wake Forest	2	0	0	0	0	0	2	2	6	12	3	
Florida State	2	1	0	1	4	0	0	0	X	8	12	2

E - Rhine, M.(8); Blair, P.(16); Shambley, G.(1); Brizuela, J.(14); Alfonso, G.(10). DP - Demon Deacs 2; Seminoles 1. LOB - Demon Deacs 10; Seminoles 8. 2B - Rhine, M.(3); Blair, P.(2); Conway, M.(18); Armour, B.(3); Williams, A.(6); McGee, S.(12); Smit, C.(5); Sansone, J.(7). HBP - Stephens, E.; Alfonso, G.; SH - Brizuela, J.(2). SF - McGee, S.(4). SB - Stephens, E.(12); Shambley, G.(3); Davis, M.(3).

Wake Forest	ip	r	h	er	bb	so	ab	bf	np
Justin Van Grouw	3.1	6	4	3	1	15	18	79	
Jack Fischer	2.2	3	4	3	4	2	9	14	59
Colin Egan	1.0	1	0	0	0	4	4	14	
Will Finley	1.0	2	0	0	0	4	4	11	

Florida State	ip	r	h	er	bb	so	ab	bf	np
Brandon Leibrandt	5.0	5	2	2	3	7	20	24	94
Gage Smith	2.2	2	2	2	0	5	10	10	41
Billy Strode	0.1	2	0	0	0	0	3	3	10
Robby Coles	1.0	3	2	1	1	0	5	6	33

Win - Leibrandt, B. (6-4). Loss - Van Grouw, J. (4-6). Save - None.
WP - Fischer, J.(4); Egan, C.(1). HBP - by Van Grouw, J. (Alfonso, G.); by Leibrandt, B. (Stephens, E.). Pitches/strikes: Van Grouw, J. 79/47; Fischer, J. 59/27; Egan, C. 14/



2013 BOX SCORES

2013 Florida State Baseball #30 UCF at #9 Florida State May 03, 2013 at Tallahassee, Fla. (Dick Howser Stadium)

UCF 2 (26-20)

Florida State 4 (36-9)

Box score table for UCF 2 vs Florida State 4, listing player stats (ab, r, h, rbi, bb, so, po, a, lob).

Box score table for Florida State 4 vs UCF 2, listing player stats (ab, r, h, rbi, bb, so, po, a, lob).

Score by Innings table for UCF 2 vs Florida State 4.

E - Z. Favre(4); Brizuela, J.(17); Sansone, J.(7); DP - Knights 1; Seminoles 1. LOB - Knights 10; Seminoles 8.

UCF ip h r er bb so ab bf np

Florida State ip h r er bb so ab bf np

Win - Coles, R. (3-1). Loss - S. Davis (4-2). Save - None. WP - S. Davis(4); HBP - by Coles, R. (J. Vasquez); Pitches/strikes: B. Lively 114/69; S. Davis 25/9; Z. Favre 11/7; Weaver, L. 99/64; Strode, B. 15/7; Smith, G. 2/2; Coles, R. 32/19.

2013 Florida State Baseball #30 UCF at #9 Florida State May 04, 2013 at Tallahassee, Fla. (Dick Howser Stadium)

UCF 1 (26-21)

Florida State 6 (37-9)

Box score table for UCF 1 vs Florida State 6, listing player stats (ab, r, h, rbi, bb, so, po, a, lob).

Box score table for Florida State 6 vs UCF 1, listing player stats (ab, r, h, rbi, bb, so, po, a, lob).

Score by Innings table for UCF 1 vs Florida State 6.

E - B. Gordon(6); Brizuela, J.(18); Alfonso, G.(11); DP - Knights 2. LOB - Knights 6; Seminoles 14. 2B - E. Hempe(14); McGee, S.(13); Winston, J.(6); Alfonso, G.(4); HBP - McGee, S.; Nogowski, J.; Winston, J.; Sansone, J. 2. S - Davis, M.(5).

UCF ip h r er bb so ab bf np

Florida State ip h r er bb so ab bf np

Win - Leibrandt, B (7-4). Loss - C. Matulis (5-3). Save - None. HBP - by C. Matulis (Winston, J.); by C. Matulis (Sansone, J.); by C. Matulis (Nogowski, J.); by C. Matulis (Sansone, J.); by D. Davis (McGee, S.). Pitches/strikes: C. Matulis 107/57; D. Davis 63/33; Leibrandt, B 109/69; Smith, G. 25/19.

2013 Florida State Baseball #30 UCF at #9 Florida State May 05, 2013 at Tallahassee, Fla. (Dick Howser Stadium)

UCF 4 (26-22)

Florida State 5 (38-9)

Box score table for UCF 4 vs Florida State 5, listing player stats (ab, r, h, rbi, bb, so, po, a, lob).

Box score table for Florida State 5 vs UCF 4, listing player stats (ab, r, h, rbi, bb, so, po, a, lob).

Score by Innings table for UCF 4 vs Florida State 5.

E - Brizuela, J. 2(20); Sansone, J.(8); DP - Knights 1. LOB - Knights 5; Seminoles 9. 2B - E. Barber(4); J. Matos(8); McGee, S.(14); Smit, C.(6); 3B - Knief, B.(2); HR - C. Taladay(3); HBP - Stewart, D.; SH - T. Williams(3); SF - Miller, S.(3); CS - J. Woods(7); Winston, J.(1).

UCF ip h r er bb so ab bf np

Florida State ip h r er bb so ab bf np

Win - Coles, R. (4-1). Loss - Z. Favre (2-2). Save - None. HBP - by B. Adkins (Stewart, D.). Pitches/strikes: B. Adkins 96/59; Z. Favre 31/13; E. Skoglund 12/4; Sitz, S. 91/62; Smith, G. 8/6; Coles, R. 33/18.

2013 Florida State Baseball #7 Florida State at Stetson May 07, 2013 at DeLand, Fla. (Melching Field)

Florida State 13 (39-9)

Stetson 5 (23-25)

Box score table for Florida State 13 vs Stetson 5, listing player stats (ab, r, h, rbi, bb, so, po, a, lob).

Box score table for Stetson 5 vs Florida State 13, listing player stats (ab, r, h, rbi, bb, so, po, a, lob).

Score by Innings table for Florida State 13 vs Stetson 5.

E - Smith(16); DP - Seminoles 1. LOB - Seminoles 13; Hatters 10. 2B - Stewart, D.(17); Davis, M.(17); Winston, J.(7); Rasmussen(8); Ruzzini(5); Bocock(3); Smith 2(3); 3B - Fagan(2); HR - McGee, S.(7); HBP - McGee, S.; Nogowski, J.; McCormick; Bocock; SH - Nogowski, J.(3); SF - Mazeika(1); CS - Miller, S.(5); Winston, J.(2).

Florida State ip h r er bb so ab bf np

Stetson ip h r er bb so ab bf np

Win - Miller, P. (6-1). Loss - Schaly (2-3). Save - None. WP - Miller, P.(4); HBP - by Miller, P. (McCormick); by Miller, P. (Bocock); by Rakus (Nogowski, J.); by Dye (McGee, S.). Pitches/strikes: Miller, P. 87/52; Strode, B. 58/38; Burkhead, K. 16/10; Schaly 87/49; Rakus 31/12; Dye 23/16; Griffin 17/8; Rood 35/23.

17 CONFERENCE CHAMPIONSHIPS ~ 7 STRAIGHT ACC ATLANTIC DIVISION TITLES

2013 BOX SCORES

2013 Florida State Baseball
#7 Florida State at Stetson
May 08, 2013 at DeLand, Fla. (Melching Field)

Florida State 14 (40-9)											Stetson 2 (23-26)										
Player	ab	r	h	rbi	bb	so	po	a	lob		Player	ab	r	h	rbi	bb	so	po	a	lob	
Seth Miller cf	4	3	3	1	0	0	1	1	0		Kevin Fagan dh	5	0	1	0	0	1	0	0	1	
Ryan Valdes r/lf	1	0	0	0	0	0	3	0	0		Tanner Blackman c/ff	4	0	0	0	0	0	6	0	0	
DJ Stewart rf	3	1	2	4	1	1	0	0	0		Brian Eggleston ph	1	0	0	0	0	0	0	0	0	
Brett Knief rf/cf	1	0	0	0	0	0	0	0	0		Patrick Mazaika 1b	3	0	1	0	0	1	5	2	0	
Marcus Davis lf	5	1	2	2	0	1	0	0	3		Kyle Zech ph	1	0	1	1	0	0	0	0	0	
Kyle Bird p	0	0	0	0	0	0	0	0	0		Konner Lutz 3b	1	0	0	0	0	0	0	0	1	
Lee Howard ph	1	0	0	0	0	0	0	0	1		James Rasmussen rf	4	0	2	0	0	0	3	0	3	
Gage Smith p	0	0	0	0	0	0	0	0	0		Garrett Russini c	2	0	0	0	0	4	0	2		
Robby Coles p	0	0	0	0	0	0	0	0	0		Buck McCarthy c	1	0	0	1	0	2	0	0		
Stephen McGee c	3	1	1	1	1	1	3	0	1		Tyler Bookless	3	1	1	0	0	1	0	1	2	
Ladson Montgomery c	2	0	0	0	0	5	0	0	0		Kyle Pitts 2b	1	0	0	0	0	1	0	0		
Jose Brizuela 3b	1	0	1	1	0	1	0	0	0		Darby McCormick lf/1b	4	0	2	0	0	4	0	0	0	
John Nogowski 1b	1	0	0	0	1	0	4	0	0		Carlos Garmendia 3b	2	0	0	0	1	0	1	0		
Jameis Winston dh/tp	3	1	0	1	1	0	0	2	2		Mike Ferland ph/cf	2	0	0	0	1	0	0	1		
Josh Delph ph/ff	1	0	0	0	1	0	0	0	0		K'shawn Smith 2b/ss	3	1	1	0	1	0	2	0		
Casey Smit 1b/3b	5	1	2	1	1	0	6	1	1		Josh Thorne p	0	0	0	0	0	0	1	0		
John Sansone 2b	5	2	1	2	1	2	2	3	4		Mitchel Brennan p	0	0	0	0	0	0	0	0		
Giovanny Alfonso ss	2	3	2	1	2	0	0	4	0		Ben Rakus p	0	0	0	0	0	0	1	0		
JJ Gould ph/ss	1	0	0	0	1	0	1	0	1		Joe Dye p	0	0	0	0	0	0	0	1		
Bryant Holtmann p	0	0	0	0	0	0	0	0	0		Cameron Griffin p	0	0	0	0	0	0	0	0		
_Brandon Johnson p	0	0	0	0	0	0	0	1	1		Totals	37	2	9	2	1	6	27	7	10	
Totals	39	14	13	14	10	6	27	11	12												

Score by Innings												
	1	2	3	4	5	6	7	8	9	R	H	E
Florida State	8	0	3	3	0	0	0	0	0	14	13	2
Stetson	0	1	0	0	0	0	1	0	0	2	9	0

E - Sansone, J(9); Gould, J.(1). DP - Seminoles 1. LOB - Seminoles 12; Hatters 10. 2B - Miller, S.(12);
Stewart, D.(18); Sansone, J.(8); McCormick(2). HBP - Miller, S.; Knief, B.; Brizuela, J.; Smith. SF - Brizuela,
J.(2).

Florida State											Stetson										
Player	ip	h	r	er	bb	so	ab	bf	np		Player	ip	h	r	er	bb	so	ab	bf	np	
Bryant Holtmann	2.0	5	1	1	0	1	10	10	38		Josh Thorne	1.0	6	8	8	3	0	9	12	41	
Jameis Winston	3.0	0	0	0	0	4	9	9	44		Mitchel Brennan	3.0	5	6	6	3	4	13	19	81	
Brandon Johnson	1.0	1	0	0	1	0	4	5	25		Ben Rakus	3.0	2	0	0	2	1	11	13	51	
Kyle Bird	1.0	2	1	0	0	1	6	7	16		Joe Dye	1.0	0	0	0	0	1	3	4	10	
Gage Smith	1.0	1	0	0	0	4	4	11		Cameron Griffin	1.0	0	0	0	2	0	3	5	19		
Robby Coles	1.0	0	0	0	0	4	4	11													

Win - Holtmann, B. (3-0). Loss - Thorne (3-1). Save - None.
WP - Johnson, B.(1); Thorne(3); Brennan(1); Rakus(1). HBP - by Brennan (Brizuela, J.); by Brennan (Miller, S.); by
Bird, K. (Smith); by Dye (Knief, B.). Pitches/strikes: Holtmann, B. 38/26; Winston, J. 44/29; Johnson, B. 25/16;
Bird, K. 16/10; Smith, G. 13/7; Coles, R. 11/7; Thorne 41/19; Brennan 81/42; Rakus 51/28; Dye 10/6; Griffin 19/7.

2013 Florida State Baseball
#7 Florida State at #9 NC State
May 12, 2013 at Raleigh, N.C. (Doak Field)

Florida State 12 (41-10,17-9 ACC)											NC State 3 (39-12,16-9 ACC)										
Player	ab	r	h	rbi	bb	so	po	a	lob		Player	ab	r	h	rbi	bb	so	po	a	lob	
Seth Miller cf	5	3	2	0	0	1	1	0	0		Trea Turner ss	4	1	2	1	0	1	2	2	0	
DJ Stewart lf	3	3	3	3	0	1	0	0	0		Jake Fincher rf	3	1	1	1	0	0	1	0	1	
Marcus Davis dh	4	1	2	3	1	0	0	0	0		Brett Austin c	4	0	1	0	0	2	8	1	1	
Stephen McGee c	3	1	2	3	2	0	8	0	0		Tarran Senay 1b	4	0	0	0	0	2	6	2	0	
Ladson Montgomery ph/c	1	0	0	0	0	1	0	0	0		Grant Clyde 3b	4	0	0	0	1	1	0	0		
Jameis Winston lf	4	0	1	0	0	1	4	0	1		Brett Williams cf	4	0	0	0	0	2	0	1	0	
Josh Delph ph/ff	0	0	0	0	0	0	0	0	0		Jake Armstrong dh	2	0	0	0	2	0	0	0		
Jose Brizuela 3b	4	0	1	1	0	0	1	3	3		Sam Morgan ph	1	0	0	0	0	0	0	0		
Brett Knief ph	1	0	0	0	0	1	0	0	2		Bryan Adamez lf	3	1	1	0	0	0	3	0		
John Nogowski 1b	0	0	0	0	0	2	0	0	0		Logan Ratledge 2b	3	0	1	0	0	0	3	2		
Casey Smit 1b/3b	4	0	1	1	1	6	1	3	3		Ethan Ogburn p	0	0	0	0	0	0	0	0		
John Sansone 2b	5	2	1	1	0	2	2	1	0		D.J. Thomas p	0	0	0	0	0	0	0	1		
Giovanny Alfonso ss	3	2	1	0	2	1	4	3	0		Andrew Woeck p	0	0	0	0	0	0	0	0		
Brandon Leibrandt p	0	0	0	0	0	0	0	0	0		Will Gilbert p	0	0	0	0	0	0	0	0		
_Brandon Johnson p	0	0	0	0	0	0	0	0	0		Anthony Tzamtzis p	0	0	0	0	0	1	2	0		
Totals	37	12	14	12	10	7	27	8	12		Dillon Frye p	0	0	0	0	0	0	0	0		
											Danny Healey p	0	0	0	0	0	0	0	0		
											Totals	32	3	6	2	0	8	27	10	3	

Score by Innings												
	1	2	3	4	5	6	7	8	9	R	H	E
Florida State	2	4	0	0	1	1	0	0	4	12	14	1
NC State	0	0	1	0	0	0	0	2	3	6	2	0

E - Montgomery, I(1); Woeck(2); Tzamtzis(2). DP - Wolfpack 2. LOB - Seminoles 12; Wolfpack 3. 2B - Miller,
S.(13); Stewart, D. (20); McGee, S.(15); Turner(11); Adamez(11). HR - Sansone, J.(2). HBP - Miller, S.;
Davis, M.; Winston, J.; Delph, J.; Fincher. SB - Austin(13). CS - Stewart, D.(4); Ratledge(4).

Florida State											NC State										
Player	ip	h	r	er	bb	so	ab	bf	np		Player	ip	h	r	er	bb	so	ab	bf	np	
Brandon Leibrandt	8.0	3	1	1	0	7	26	27	106		Ethan Ogburn	1.1	4	4	4	1	1	8	9	35	
Brandon Johnson	1.0	3	2	2	0	1	6	6	20		D.J. Thomas	1.0	5	2	2	0	1	7	7	21	
											Andrew Woeck	0.2	0	0	0	0	0	2	2	6	
											Will Gilbert	1.1	2	1	1	2	0	5	7	22	
											Anthony Tzamtzis	3.1	1	1	5	4	9	16	73		
											Dillon Frye	0.2	2	4	4	2	0	4	7	28	
											Danny Healey	0.2	0	0	0	0	1	2	3	10	

Win - Leibrandt, B. (8-4). Loss - Ogburn (4-3). Save - None.
HBP - by Tzamtzis (Winston, J.); by Leibrandt, B. (Fincher); by Tzamtzis (Davis, M.); by Frye (Miller, S.); by
Healey (Delph, J.). Pitches/strikes: Leibrandt, B. 106/69; Johnson, B. 20/13; Ogburn 35/19; Thomas 21/16; Woeck 6/4;
Gilbert 22/12; Tzamtzis 73/36; Frye 28/15; Healey 10/6.

2013 Florida State Baseball
#7 Florida State at #9 NC State
May 11, 2013 at Raleigh, N.C. (Doak Field)

Florida State 1 (40-10,16-9 ACC)											NC State 3 (39-11,16-8 ACC)										
Player	ab	r	h	rbi	bb	so	po	a	lob		Player	ab	r	h	rbi	bb	so	po	a	lob	
Seth Miller cf	5	0	0	0	0	0	3	0	3		Trea Turner ss	4	0	0	0	0	3	1	2	0	
DJ Stewart lf	3	0	1	0	1	0	0	0	0		Jake Fincher rf	4	0	1	0	0	1	3	0	0	
Stephen McGee c	3	0	0	0	1	2	8	2	0		Brett Austin c	2	0	0	0	2	0	10	0	0	
Marcus Davis dh	4	0	2	0	0	0	0	0	1		Tarran Senay 1b	4	1	1	0	0	1	7	1	1	
JJ Gould pr	0	1	0	0	0	0	0	0	0		Grant Clyde 3b	4	0	2	0	0	1	2	0	1	
John Nogowski 1b	3	0	2	1	1	1	4	1	0		Brett Williams cf	3	0	1	0	1	0	1	0	1	
Jameis Winston rf	4	0	3	0	0	1	4	0	0		Jake Armstrong dh	3	1	1	0	2	0	0	1		
Jose Brizuela 3b	4	0	1	0	0	1	1														



2013 BOX SCORES

2013 Florida State Baseball #19 Clemson at #8 Florida State May 16, 2013 at Tallahassee, Fla. (Dick Howser Stadium)

Box score for the game between Clemson 8 (39-15,18-10 ACC) and Florida State 2 (42-11,18-10 ACC) on May 16, 2013.

Score by Innings table for the game on May 16, 2013.

E - Stewart, D.(2). DP - Tigers 1; Seminoles 1. LOB - Tigers 10; Seminoles 11. 2B - KRIEGER(10); SLATON(4). HR - WILKERSON(2); BRITTLE(2). HBP - BOULWARE; MCGIBBON; BRITTLE; SLATON; MCGEE, S. SB - DUGGAR(13); BOULWARE(2); KENNEDY(18); MCGIBBON(6).

Player statistics for the game on May 16, 2013, including batting and pitching stats for both teams.

Win - GOSSETT (9-3). Loss - Miller, P. (6-2). Save - None. HBP - by Miller, P. (BRITTLE); by Holtmann, B. (BOULWARE); by Bird, K. (MCGIBBON); by GOSSETT (McGee, S.); by Silva, D. (SLATON). BK - Miller, P.(1). PB - McGee, S.(8). Pitches/strikes: GOSSETT 107/59; SCHNELL 24/13; ANDREWS 15/8; CAMPBELL 33/18; Miller, P. 43/21; Holtmann, B. 45/26; Bird, K. 30/16; Silva, D. 61/36.

2013 Florida State Baseball #19 Clemson at #8 Florida State May 17, 2013 at Tallahassee, Fla. (Dick Howser)

Box score for the game between Clemson 1 (39-16,18-11 ACC) and Florida State 2 (43-11,19-10 ACC) on May 17, 2013.

Score by Innings table for the game on May 17, 2013.

DP - Seminoles 1. LOB - Tigers 5; Seminoles 5. 2B - BOULWARE(8); Stewart, D.(21); Nogowski, J.(10); Sansone, J.(9). HBP - McGee, S. 2; Sansone, J. SB - WILKERSON(10); DUGGAR(14). CS - WILKERSON(4); MCGIBBON(1); Sansone, J.(3).

Player statistics for the game on May 17, 2013, including batting and pitching stats for both teams.

Win - Weaver, L. (6-2). Loss - CROWNOVER (7-2). Save - Coles, R. (9). HBP - by CROWNOVER (McGee, S.); by SCHMIDT (Sansone, J.); by SCHMIDT (McGee, S.). Pitches/strikes: CROWNOVER 76/53; SCHMIDT 39/25; Weaver, L. 112/74; Strobe, B. 5/3; Coles, R. 9/4.

2013 Florida State Baseball #19 Clemson at #8 Florida State May 18, 2013 at Tallahassee, Fla. (Dick Howser Stadium)

Box score for the game between Clemson 1 (39-17,18-12 ACC) and Florida State 6 (44-11,20-10 ACC) on May 18, 2013.

Score by Innings table for the game on May 18, 2013.

E - SLATON(3); Alfonso, G.(12). DP - Tigers 1; Seminoles 1. LOB - Tigers 13; Seminoles 7. 2B - GIBSON(3); BOULWARE 2(10); Nogowski, J.(11); Alfonso, G.(5). HBP - Alfonso, G.; SH - McGee, S.(2); Sansone, J.(4). SB - DUGGAR(15); KRIEGER(8); McGee, S.(4).

Player statistics for the game on May 18, 2013, including batting and pitching stats for both teams.

Win - Leibrandt, B. (9-4). Loss - ERWIN (5-1). Save - Strobe, B. (1). WP - CAMPBELL 2(3). HBP - by ANDREWS (Alfonzo, G.). Pitches/strikes: ERWIN 44/25; MEYER 23/16; ANDREWS 24/16; CAMPBELL 29/17; FIRTH 24/15; Leibrandt, B. 90/56; Strobe, B. 50/31.

2013 Florida State Baseball #8 Florida State at #2 North Carolina May 20, 2013 at Chapel Hill, N.C. (Boshamer Stadium)

Box score for the game between Florida State 3 (44-12) and North Carolina 4 (48-8) on May 20, 2013.

Score by Innings table for the game on May 20, 2013.

E - Brizuela, J.(21). DP - Seminoles 1; Tar Heels 1. LOB - Seminoles 9; Tar Heels 7. 2B - Sansone, J.(10). 3B - Brizuela, J.(3); Stubbs, C(4). HBP - Sansone, J. SH - Holberton, B(2). SB - Frank, C(19); Russell, M(17).

Player statistics for the game on May 20, 2013, including batting and pitching stats for both teams.

Win - Thornton, T. (9-1). Loss - Winston, J. (1-1). Save - None. WP - Winston, J.(4); Hovis, R.(2). HBP - by Thornton, T. (Sansone, J.). Pitches/strikes: Miller, P. 46/29; Holtmann, B. 30/19; Winston, J. 42/26; Silva, D. 7/4; Munnely, C. 58/35; Hovis, R. 48/29; Kelley, T. 12/8; Parrish, T. 1/1; McCullough, M. 4/0; Thornton, T. 34/22.



17 CONFERENCE CHAMPIONSHIPS ~ 7 STRAIGHT ACC ATLANTIC DIVISION TITLES

2013 BOX SCORES

2013 Florida State Baseball
Georgia Tech vs #7 Florida State
May 22, 2013 at Durham, N.C. (Durham Bulls Ath Pk.)

Georgia Tech 4 (34-23)

Florida State 3 (44-13)

Player	ab	r	h	rbi	bb	so	po	a	lob
Kyle Wren lf	4	0	0	0	3	1	0	0	0
Brandon Thomas cf	4	1	1	0	0	4	0	0	0
Daniel Palka rf/p	4	0	1	1	0	1	0	0	0
Zane Evans c	3	1	1	0	1	0	0	1	0
Sam Dove 3b	4	0	1	0	0	0	1	0	0
A.J. Murray 1b	4	1	1	1	0	1	7	0	1
Mott Hyde ss	4	1	3	2	0	1	0	3	0
Matt Gonzalez dh	3	0	0	0	2	0	0	2	0
Daniel Spingola rf	1	0	1	0	0	1	0	0	0
Thomas Smith 2b	4	0	0	0	0	4	5	1	0
Buck Farmer p	0	0	0	0	0	0	0	0	0
Totals	35	4	9	4	1	7	27	9	5

Player	ab	r	h	rbi	bb	so	po	a	lob
Seth Miller cf	3	1	0	0	0	1	4	0	1
DJ Stewart lf	3	2	3	0	0	0	1	0	0
Marcus Davis dh	3	0	1	1	0	1	0	0	0
Stephen McGee c	2	0	1	1	1	0	7	1	1
Jose Brizuella 3b	2	0	0	1	1	1	0	2	0
Casey Smit 1b	3	0	0	0	0	2	0	3	0
John Nogowski 1b	1	0	0	0	0	4	0	0	0
James Winston rf	4	0	0	0	2	6	0	0	0
Giovanny Alfonso ss	4	0	1	0	2	2	2	0	0
John Sansone 2b	3	0	0	0	2	1	0	0	0
Scott Sitz p	0	0	0	0	0	0	0	0	0
Billy Strode p	0	0	0	0	0	0	0	0	0
Robby Coles p	0	0	0	0	0	0	0	0	0
Totals	28	3	6	3	2	9	27	5	5

Score by Innings

	1	2	3	4	5	6	7	8	9	R	H	E
Georgia Tech	0	0	0	2	0	0	0	2	4	9	0	0
Florida State	0	0	0	0	2	0	1	0	3	6	0	0

DP - Ramlblin/Wreck 2. LOB - Ramlblin/Wreck 5; Seminoles 5. 2B - Stewart, D.(22); Alfonso, G.(6). 3B - Thomas, B.(4); Stewart, D.(2). HR - Murray, A(5); Hyde, M(6). HBP - Miller, S.; Stewart, D. SF - Davis, M.(6); McGee, S.(5); Brizuella, J.(3). CS - Hyde, M(4).

Georgia Tech

Player	ip	h	r	er	bb	so	ab	bf	np
Buck Farmer	7.0	6	3	3	2	8	23	29	106
Daniel Palka	2.0	0	0	0	1	5	6	24	

Florida State

Player	ip	h	r	er	bb	so	ab	bf	np
Scott Sitz	7.0	6	2	2	1	6	26	27	100
Billy Strode	1.0	0	0	0	0	1	3	3	17
Robby Coles	1.0	3	2	2	0	0	6	6	15

Win - Palka, D (2-1). Loss - Coles, R. (4-2). Save - None.
WP - Farmer, B(6). HBP - by Farmer, B (Stewart, D.); by Farmer, B (Miller, S.). Pitches/strikes: Farmer, B 106/67;
Palka, D 24/14; Sitz, S. 100/68; Strode, B. 17/10; Coles, R. 15/11.

2013 Florida State Baseball
#7 Florida State vs #21 Virginia Tech
May 23, 2013 at Durham, N.C. (Durham Bulls Ath Prk)

Florida State 2 (44-14)

Virginia Tech 3 (37-19)

Player	ab	r	h	rbi	bb	so	po	a	lob
Seth Miller cf	4	0	1	0	0	1	1	0	0
DJ Stewart lf	4	0	3	0	0	1	2	0	0
Marcus Davis dh	4	0	0	0	2	0	0	2	0
Stephen McGee c	4	1	1	0	1	11	1	2	0
John Nogowski 1b	3	0	0	0	1	0	4	3	0
Casey Smit 3b	4	0	1	1	0	1	0	2	0
Brett Knief pr	0	1	0	0	0	0	0	0	0
JJ Gould 3b	0	0	0	0	0	0	0	0	0
James Winston rf	3	0	0	0	2	1	0	0	0
Josh Delph ph/rf	1	0	1	1	0	0	0	0	0
Giovanny Alfonso ss	4	0	0	0	1	2	2	0	0
John Sansone 2b	3	0	0	0	2	1	1	1	0
Luke Weaver p	0	0	0	0	0	1	1	0	0
Gage Smith p	0	0	0	0	0	0	0	0	0
Totals	34	2	7	2	1	10	25	9	7

Player	ab	r	h	rbi	bb	so	po	a	lob
Alex Perez 2b	3	0	1	0	1	1	1	4	0
Sean Keselica 1b	4	0	1	0	0	1	12	0	1
Chad Pinder ss	4	0	2	0	0	0	1	5	1
Tyler Horan lf	4	1	2	0	0	1	1	0	1
Mark Zagunis rf	4	2	2	0	1	1	2	0	0
Andrew Rash dh	2	0	0	1	1	0	0	0	0
Chad Morgan c	2	0	0	0	1	2	9	1	0
Brendon Hayden 3b	3	0	1	0	0	1	0	1	0
Matt Dauby 3b	1	0	0	0	0	0	0	0	0
Kyle Wernicki cf	2	0	0	0	0	2	1	0	0
Brad Markey p	0	0	0	0	0	0	0	1	0
Clark Labitan p	0	0	0	0	0	0	0	0	0
Totals	28	3	8	3	2	10	27	12	4

Score by Innings

	1	2	3	4	5	6	7	8	9	R	H	E
Florida State	0	0	0	0	0	0	0	2	2	7	0	0
Virginia Tech	0	0	0	0	0	0	2	0	1	3	8	0

Note: 1 out, 0 runners LOB when the game ended.

DP - Seminoles 1. LOB - Seminoles 7; Hokies 4. 2B - McGee, S.(16); Smit, C.(7); Perez, A(8); Keselica, S(10).
3B - Zagunis, M(3); HR - Zagunis, M(9); HBP - Sansone, J., SH - Wernicki, K(4); SF - Rash, A(2); CS - Hayden, B(1).

Florida State

Player	ip	h	r	er	bb	so	ab	bf	np
Luke Weaver	6.1	5	2	2	1	9	21	24	92
Gage Smith	2.0	3	1	1	1	1	7	8	29

Virginia Tech

Player	ip	h	r	er	bb	so	ab	bf	np
Brad Markey	8.1	6	2	2	1	10	31	33	112
Clark Labitan	0.2	1	0	0	0	0	3	3	8

Win - Labitan, C (2-5). Loss - Smith, G. (4-1). Save - None.
HBP - by Markey, B (Sansone, J.). Pitches/strikes: Weaver, L. 92/59; Smith, G. 29/15; Markey, B 112/82; Labitan, C 8/6.

2013 Florida State Baseball
#7 Florida State vs #5 Virginia
May 25, 2013 at Durham, N.C. (Durham Bulls Ath Prk)

Florida State 4 (44-15)

Virginia 7 (47-10)

Player	ab	r	h	rbi	bb	so	po	a	lob
Josh Delph rf	2	1	0	1	1	0	1	0	0
James Winston rf/p	3	0	0	0	1	2	0	1	0
DJ Stewart lf/cf	5	1	2	0	0	1	8	0	1
Marcus Davis dh/lf	5	0	1	0	1	1	1	0	0
Stephen McGee c	3	1	1	0	2	1	6	2	0
John Nogowski 1b	5	0	1	0	2	10	0	0	0
Casey Smit 3b	5	0	2	2	0	0	3	3	0
Seth Miller cf	1	0	0	0	0	2	0	0	0
Brett Knief ph/cf	3	0	1	0	0	0	0	1	0
Giovanny Alfonso ss	5	1	1	0	2	2	1	0	0
John Sansone 2b	5	0	0	0	2	2	2	0	0
Brandon Leibrandt p	0	0	0	0	0	0	0	0	0
Bryant Holtmann p	0	0	0	0	0	0	0	0	0
Gage Smith p	0	0	0	0	0	0	0	0	0
Billy Strode p	0	0	0	0	0	0	0	0	0
Robby Coles p	0	0	0	0	0	0	0	0	0
Totals	42	4	8	4	3	10	34	9	6

Player	ab	r	h	rbi	bb	so	po	a	lob
Mike Papi lf/rf	5	0	2	1	0	1	3	0	0
Jared King 1b	6	0	2	0	0	0	9	0	2
Joe McCarthy rf	5	1	3	1	1	2	5	0	0
John LaPrise ss	0	0	0	0	0	0	0	0	0
Brandon Downes cf	6	0	0	0	0	2	2	0	4
Derek Fisher dh/lf	4	2	1	0	2	1	0	0	0
Reed Gragnani 2b	5	2	2	0	1	0	1	6	3
Nick Howard ss/p	6	0	0	0	0	1	3	4	0
Kenny Towns 3b	4	2	1	4	2	0	2	1	1
Nate Irving c	5	2	0	0	0	11	0	2	0
Whit Mayberry p	0	0	0	0	0	0	0	1	0
Austin Young p	0	0	0	0	0	0	0	0	0
Nathan Kirby p	0	0	0	0	0	0	0	0	0
Josh Sborz p	0	0	0	0	0	0	0	0	0
Kyle Crockett p	0	0	0	0	0	0	0	1	0
Totals	46	7	13	6	6	7	36	13	12

Score by Innings

	1	2	3	4	5	6	7	8	9	10	11	12	R	H	E
Florida State	0	0	1	0	0	3	0	0	0	0	0	0	4	8	3
Virginia	0	0	1	0	0	2	0	1	0	0	0	3	7	13	0

Note: 1 out, 0 runners LOB when the game ended.

E - McGee, S.(3); Knief, B.(1); Alfonso, G.(13). DP - Cavaliers 2. LOB - Seminoles 6; Cavaliers 12. 2B - Smit, C.(8); King, J.(5); Irving, N.(9). HR - McCarthy, J.(4); Towns, K.(7). HBP - Miller, S.. CS - Papi, M.(2). Reached on CI - Papi, M..

Florida State

Player	ip	h	r	er	bb	so	ab	bf	np
Brandon Leibrandt	5.0	6	1	1	1	4	21	22	91
Bryant Holtmann	0.0	0	1	1	0	0	1	1	5
Gage Smith	0.2	2	1	1	0	0	4	4	16
Billy Strode	1.2	1	1	1	1	2	6	8	36
Robby Coles	1.2	2	0	0	1	1	6	7	22
James Winston	2.1	2	3	3	2	0	9	11	45

Virginia

Player	ip	h	r	er	bb	so	ab	bf	np
Whit Mayberry	5.1	4	3	3	1	1	19	21	63
Austin Young	0.1	0	1	1	0	0	1	2	6
Nathan Kirby	0.1	1	0	0	0	0	2	2	9
Josh Sborz	1.0	0	0	0	0	1	3	3	13
Kyle Crockett	4.0	2	0	0	1	6	13	14	57
Nick Howard	1.0	1	0	0	0	2	4	4	14

Win - Howard, N. (6-4). Loss - Winston, J. (1-2). Save - None.
WP - Winston, J.(5). HBP - by Mayberry, W. (Miller, S.). CI - McGee, S.. Pitches/strikes: Leibrandt, B 91/59;
Holtmann, B 5/1; Smith, G. 16/10; Strode, B. 36/21; Coles, R. 22/13; Winston, J. 45/25; Mayberry, W. 63/43; Young, A. 6/2; Kirby, N. 9/5; Sborz, J. 13/8; Crockett, K. 57/40; Howard, N. 14/10.

2013 Florida State Baseball
Savannah State at #9 Florida State
May 31, 2013 at Tallahassee, Fla. (Dick Howser Stadium)

Savannah State 0 (33-22)

Florida State 10 (45-15)



2013 BOX SCORES

2013 Florida State Baseball

#9 Florida State at #26 Troy

Jun 01, 2013 at Tallahassee, Fla. (Dick Howser Stadium)

Florida State 11 (46-15)

Troy 0 (41-19)

Box score table for Florida State vs Troy, June 1, 2013. Columns: Player, ab, r, h, rbi, bb, so, po, a, lo. Rows include Josh Delph rf, Brett Knief ph/lf, DJ Stewart lf, Gage Smith p, Marcus Davis dh, James Winston ph/lf, Stephen McGee c, Jose Brizuela 3b, John Nogowski 1b, Seth Miller cf, Giovanni Alfonso ss, JJ Gould ph/ss, John Sansone 2b, Casey Smit ph/2b, Luke Weaver p.

Box score table for Troy vs Florida State, June 1, 2013. Columns: Player, ab, r, h, rbi, bb, so, po, a, lo. Rows include Vaughn, Tyler ss, Pierce, Logan 3b, Collins, Danny rf/1b, Santos, Trae 1b, Bennett, Jo-El rf, McDorman, Josh lf, Hancock, Justin dh, Pitts, Garrett 2b, Knowles, Ali cf, Brown, Brandon c, Fuller, Peyton pr, Hicks, Tanner p, Hill, Nate p, Austin, Thomas p, Howard, Matthew p.

Score by Innings table for Florida State vs Troy, June 1, 2013. Columns: Innings 1-9, R, H, E. Florida State: 0, 0, 0, 0, 3, 1, 0, 1, 6, 11, 1, 1. Troy: 0, 0, 0, 0, 0, 0, 0, 0, 0, 0, 4, 2.

E - Smit, C(5); Santos, T. 2(7). DP - Seminoles 3; Trojans 1. LOB - Seminoles 8; Trojans 2. 2B - Knief, B.(5); Stewart, D.(24); Miller, S.(15); Smit, C.(9); McDorman, J.(11). 3B - Nogowski, J.(2); Miller, S.(4). HR - Stewart, D.(5); Nogowski, J.(1). HBP - Alfonso, G.; Santos, T. SF - Delph, J.(3); Alfonso, G.(3). SB - Delph, J.(5); Brizuela, J.(7); Nogowski, J.(2).

Florida State batting stats table. Columns: Player, ip, h, r, er, bb, so, ab, bf, np. Luke Weaver: 8.0, 4, 0, 0, 0, 14, 25, 115. Gage Smith: 1.0, 0, 0, 0, 0, 3, 3, 9.

Troy batting stats table. Columns: Player, ip, h, r, er, bb, so, ab, bf, np. Hicks, Tanner: 6.0, 4, 4, 4, 6, 6, 19, 28, 111. Hill, Nate: 2.0, 3, 3, 3, 1, 4, 9, 10, 43. Austin, Thomas: 0.2, 4, 4, 1, 0, 6, 7, 21. Howard, Matthew: 0.1, 0, 0, 0, 0, 0, 1, 1, 2.

Win - Weaver, L (7-2). Loss - Hicks, T. (8-4). Save - None. HBP - by Hicks, T. (Alfonzo, G.); by Weaver, L. (Santos, T.). Pitches/strikes: Weaver, L 115/82; Smith, G. 9/6; Hicks, T. 111/61; Hill, N. 43/27; Austin, T. 21/12; Howard, M. 2/2.

2013 Florida State Baseball

#26 Troy at #9 Florida State

Jun 02, 2013 at Tallahassee, Fla. (Dick Howser Stadium)

Troy 4 (42-20)

Florida State 11 (47-15)

Box score table for Troy vs Florida State, June 2, 2013. Columns: Player, ab, r, h, rbi, bb, so, po, a, lo. Rows include Vaughn, Tyler ss, Pierce, Logan 3b, Collins, Danny rf, Santos, Trae 1b, Fuller, Peyton pr, Brown, Kyle lf, McDorman, Josh lf, Howard, Matthew dh/p, Brown, Brandon c, Pitts, Garrett 2b, Tate, Levi p, McGowan, Jeremy p, Hill, Nate p, Teal, William p.

Box score table for Florida State vs Troy, June 2, 2013. Columns: Player, ab, r, h, rbi, bb, so, po, a, lo. Rows include Josh Delph rf, DJ Stewart lf, Stephen McGee c, Marcus Davis dh, John Nogowski 1b, Jose Brizuela 3b, Brett Knief cf, Seth Miller ph/cf, Giovanni Alfonso ss, John Sansone 2b, Holcomb, Clay cf, Gage Smith p, Billy Strode p, Robby Coles p.

Score by Innings table for Troy vs Florida State, June 2, 2013. Columns: Innings 1-9, R, H, E. Troy: 0, 0, 2, 1, 1, 0, 0, 0, 0, 4, 11, 3. Florida State: 1, 0, 1, 7, 0, 0, 2, 0, X, 11, 11, 1.

E - Santos, T.(8); Pitts, G. 2(9). Delph, J.(2). DP - Trojans 1; Seminoles 2. LOB - Trojans 7; Seminoles 10. 2B - Collins, D.(25); Pitts, G.(10); Delph, J.(6); Stewart, D.(25); Davis, M.(20); Sansone, J.(11). HR - Santos, T.(18); Brizuela, J.(4); Knief, B.(1). HBP - Stewart, D.; McGee, S. SH - Vaughn, T.(7); Holcomb, C.(1). CS - Brizuela, J.(2).

Troy batting stats table. Columns: Player, ip, h, r, er, bb, so, ab, bf, np. Tate, Levi: 0.0, 2, 1, 1, 0, 2, 3, 19. McGowan, Jeremy: 3.1, 4, 7, 3, 3, 3, 15, 20, 72. Hill, Nate: 0.2, 2, 1, 1, 0, 1, 4, 4, 14. Teal, William: 2.1, 1, 2, 2, 4, 0, 6, 10, 45. Howard, Matthew: 1.2, 2, 0, 0, 0, 2, 8, 32.

Florida State batting stats table. Columns: Player, ip, h, r, er, bb, so, ab, bf, np. Brandon Leibrandt: 5.0, 8, 4, 4, 2, 1, 20, 23, 100. Gage Smith: 2.0, 1, 0, 0, 0, 1, 6, 7, 24. Billy Strode: 1.0, 1, 0, 0, 0, 1, 4, 4, 13. Robby Coles: 1.0, 1, 0, 0, 0, 1, 3, 4, 15.

Win - Leibrandt, B (10-4). Loss - McGowan, J. (2-1). Save - None. HBP - by McGowan, J. (Stewart, D.); by McGowan, J. (McGee, S.). Pitches/strikes: Tate, L. 19/10; McGowan, J. 72/42; Hill, N. 14/10; Teal, W. 45/24; Howard, M. 32/21; Leibrandt, B. 100/61; Smith, G. 24/14; Strode, B. 13/10; Coles, R. 15/10.

2013 Florida State Baseball

#13 Indiana at #9 Florida State

Jun 08, 2013 at Tallahassee, Fla. (Dick Howser Stadium)

Indiana 10 (47-14)

Florida State 9 (47-16)

Box score table for Indiana vs Florida State, June 8, 2013. Columns: Player, ab, r, h, rbi, bb, so, po, a, lo. Rows include Nolden, Will rf, Sujka, Chris ph/lf, Schwarber, Kyle c, Travis, Sam 1b, Donley, Scott dh, Basil, Michael ss, DeMuth, Dustin 3b, Smith, Casey lf, O'Conner, Tim pr/lf, Clark, Chad 2b, Cureton, Justin cf, DeNato, Ieay p, Effross, Scott p, Korte, Brian p, Harrison, Luke p, Halstead, Ryan p, Coursen-Carr, Will p.

Box score table for Florida State vs Indiana, June 8, 2013. Columns: Player, ab, r, h, rbi, bb, so, po, a, lo. Rows include Josh Delph rf, James Winston rf, DJ Stewart lf, Stephen McGee c, Marcus Davis dh, John Nogowski 1b, Jose Brizuela 3b, Brett Knief cf, Seth Miller cf, Giovanni Alfonso ss, John Sansone 2b, Casey Smit ph, Luke Weaver p, Gage Smith p, Billy Strode p, Peter Miller p, Bryant Holtmann p.

Score by Innings table for Indiana vs Florida State, June 8, 2013. Columns: Innings 1-9, R, H, E. Indiana: 0, 0, 0, 4, 0, 1, 4, 1, 0, 10, 11, 3. Florida State: 0, 0, 0, 4, 1, 1, 0, 2, 1, 9, 12, 3.

E - Schwarber(3); Basil(19); Cureton(3); McGee, S.(5); Nogowski, J.(2); Brizuela, J.(22). DP - Hoosiers 1; Seminoles 1. LOB - Hoosiers 6; Seminoles 13. 2B - Basil(14); DeMuth(23); Smith(9). HR - Schwarber(18); Nogowski, J.(2). HBP - Smith; Delph, J.; Nogowski, J.; Brizuela, J.; Cureton(11); Knief, B.(4). SB - Sujka(9); Donley, S(2); Smith(2); O'Conner, T(3); Davis, M.(6).

Indiana batting stats table. Columns: Player, ip, h, r, er, bb, so, ab, bf, np. DeNato, Joey: 3.0, 1, 2, 2, 4, 1, 9, 15, 53. Effross, Scott: 2.2, 7, 4, 4, 0, 1, 13, 15, 63. Korte, Brian: 0.1, 1, 0, 0, 1, 0, 2, 3, 11. Harrison, Luke: 0.2, 0, 0, 0, 2, 1, 2, 4, 22. Halstead, Ryan: 1.1, 2, 3, 2, 0, 1, 7, 7, 32. Coursen-Carr, Will: 1.0, 1, 0, 0, 1, 0, 4, 5, 16.

Florida State batting stats table. Columns: Player, ip, h, r, er, bb, so, ab, bf, np. Luke Weaver: 6.0, 7, 5, 5, 2, 5, 23, 25, 112. Gage Smith: 0.0, 1, 2, 1, 0, 0, 1, 2, 2. Billy Strode: 1.0, 2, 2, 1, 1, 1, 5, 6, 25. Peter Miller: 0.2, 0, 1, 0, 0, 1, 3, 4, 23. Bryant Holtmann: 1.1, 1, 0, 0, 1, 0, 5, 6, 26.

Win - Korte (1-0). Loss - Smith, G. (4-2). Save - Coursen-Carr (1). WP - Coursen-Carr(10). HBP - by DeNato (Brizuela, J.); by DeNato (Nogowski, J.); by Effross (Delph, J.); by Miller, P. (Smith). Pitches/strikes: DeNato 53/24; Effross 63/46; Korte 11/5; Harrison 22/11; Halstead 32/21; Coursen-Carr 16/10; Weaver, L. 112/70; Smith, G. 2/2; Strode, B. 25/12; Miller, P. 23/14; Holtmann, B. 26/18.

2013 NCAA Tallahassee Regional

#7 Florida State at Indiana

Jun 09, 2013 at Tallahassee, Fla. (Dick Howser Stadium)

Florida State 6 (47-17)

Indiana 11 (48-14)

Box score table for Florida State vs Indiana, June 9, 2013. Columns: Player, ab, r, h, rbi, bb, so, po, a, lo. Rows include Josh Delph rf, DJ Stewart lf, Marcus Davis dh, Stephen McGee c, Jose Brizuela 3b, John Nogowski 1b, Seth Miller cf, Brett Knief ph/cf, Giovanni Alfonso ss, John Sansone 2b, Casey Smit ph/2b, Scott Sitz p, James Winston p, Robby Coles p, Gage Smith p.

Box score table for Indiana vs Florida State, June 9, 2013. Columns: Player, ab, r, h, rbi, bb, so, po, a, lo. Rows include Nolden, Will rf, Schwarber, Kyle c, Travis, Sam 1b, Donley, Scott dh, Basil, Michael ss, DeMuth, Dustin 3b, Smith, Casey lf, Alfonso, Ricky ph, O'Conner, Tim lf, Clark, Chad 2b, Cureton, Justin cf, Slegers, Aaron p, Coursen-Carr, Will p, Halstead, Ryan p.

Score by Innings table for Florida State vs Indiana, June 9, 2013. Columns: Innings 1-9, R, H, E. Florida State: 0, 2, 0, 0, 3, 0, 0, 0, 1, 6, 11, 0. Indiana: 4, 0, 1, 0, 2, 0, 1, 3, X, 11, 11, 1.

E - Clark(12). DP - Seminoles 1; Hoosiers 1. LOB - Seminoles 14; Hoosiers 4. 2B - Brizuela, J.(14); Nolden(4); Donley, S(16); Basil(15); DeMuth(24). 3B - Cureton(1). HR - Travis(10); Donley, S(5). HBP - Alfonso, G.; Smit, C. 2. SF - Knief, B.(3); Travis(8). SB - Cureton(22).

Florida State batting stats table. Columns: Player, ip, h, r, er, bb, so, ab, bf, np. Scott Sitz: 4.1, 6, 7, 6, 2, 5, 18, 21, 76. James Winston: 2.0, 1, 1, 1, 1, 3, 7, 8, 34. Robby Coles: 1.1, 4, 3, 3, 1, 0, 8, 9, 33. Gage Smith: 0.1, 0, 0, 0, 0, 0, 1, 1, 4.

Indiana batting stats table. Columns: Player, ip, h, r, er, bb, so, ab, bf, np. Slegers, Aaron: 4.1, 9, 5, 3, 2, 1, 22, 24, 86. Coursen-Carr, Will: 4.0, 2, 1, 1, 3, 3, 13, 19, 85. Halstead, Ryan: 0.2, 0, 0, 0, 1, 1, 2, 4, 14.

Win - Coursen-Carr (5-0). Loss - Sitz, S. (10-2). Save - None. WP - Slegers (4/7). HBP - by Coursen-Carr (Alfonzo, G.); by Coursen-Carr (Smit, C.); by Halstead (Smit, C.). PB - McGee, S.(9). Pitches/strikes: Sitz, S. 76/49; Winston, J. 34/21; Coles, R. 33/16; Smith, G. 4/2; Slegers 86/55; Coursen-Carr 85/43; Halstead 14/8.



17 CONFERENCE CHAMPIONSHIPS ~ 7 STRAIGHT ACC ATLANTIC DIVISION TITLES

2013 ACC SEASON IN REVIEW

2013 FINAL STANDINGS

	Conference						Overall							
	W	L	T	Pct	Hm	Rd	W	L	T	Pct	Hm	Rd	Neu	Div
Atlantic														
\$ Florida State	20	10	0	.667	13-2	7-8	47	17	0	.734	35-5	11-9	1-3	12-3
NC State	19	10	0	.655	8-6	11-4	50	16	0	.758	30-8	15-5	5-3	9-6
Clemson	18	12	0	.600	10-5	8-7	40	22	0	.645	26-9	12-8	2-5	11-7
Maryland	11	19	0	.367	6-9	5-10	30	25	0	.545	20-12	10-13	0-0	5-9
Wake Forest	9	20	0	.310	6-9	3-11	28	27	0	.509	17-13	8-14	3-0	6-9
Boston College	4	25	0	.138	3-9	1-16	12	40	0	.231	4-11	6-22	2-7	1-14
Coastal														
#\$ North Carolina	21	7	0	.750	13-4	8-3	59	12	0	.831	40-7	10-3	9-2	10-5
Virginia	22	8	0	.733	14-2	8-6	50	12	0	.806	36-5	12-6	2-1	9-6
Virginia Tech	15	14	0	.517	7-7	8-7	40	22	0	.645	19-11	13-9	8-2	7-8
Georgia Tech	15	15	0	.500	9-6	6-9	37	27	0	.578	23-11	11-12	3-4	8-7
Miami	14	16	0	.467	8-7	6-9	37	25	0	.597	26-9	9-13	2-3	7-8
Duke	9	21	0	.300	6-9	3-12	26	29	0	.473	18-13	8-16	0-0	4-11

Clinched ACC Championship Title; \$ Denotes ACC Divisional Champion; Record vs. Non-Conference Opponents: 263-81-0, .765

2013 NCAA TOURNAMENT RESULTS

Regionals, May 31 - June 3

- Blacksburg Regional**
 - Connecticut 5, Virginia Tech 2
 - Virginia Tech 9, Coastal Carolina 1
 - Virginia Tech 3, Connecticut 1
 - Oklahoma 10, Virginia Tech 4
- Chapel Hill Regional**
 - North Carolina 7, Canisius 3
 - North Carolina 8, Towson 5
 - Florida Atlantic 3, North Carolina 2
 - North Carolina 12, Florida Atlantic 11 (13)
- Charlottesville Regional**
 - Virginia 2, Army 1
 - Virginia 2, Elon 0
 - Virginia 11, Elon 3
- Columbia Regional**
 - Liberty 8, Clemson 3
 - Clemson 10, Saint Louis 2
 - Liberty 3, Clemson 1
- Louisville Regional**
 - Miami 7, Oklahoma State 0
 - Louisville 6, Miami 4
 - Oklahoma State 7, Miami 1
- Nashville Regional**
 - Illinois 6, Georgia Tech 4
 - Georgia Tech 5, East Tennessee State 1
 - Georgia Tech 6, Illinois 3
 - Georgia Tech 5, Vanderbilt 0
 - Vanderbilt 7, Georgia Tech 1
- Raleigh Regional**
 - NC State 4, Binghamton 1
 - NC State 1, William & Mary 0
 - NC State 9, William & Mary 2
- Tallahassee Regional**
 - Florida State 10, Savannah State 0
 - Florida State 11, Troy 0
 - Florida State 11, Troy 4

Super Regionals, June 8-11

- Super Regional at Chapel Hill, N.C.**
 - North Carolina 6, South Carolina 5
 - South Carolina 8, North Carolina 0
 - North Carolina 5, South Carolina 4
- Super Regional at Raleigh, N.C.**
 - NC State 4, Rice 3
 - NC State 5, Rice 4 (17 innings)
- Super Regional at Tallahassee, Fla.**
 - Indiana 10, Florida State 9
 - Indiana 11, Florida State 6
- Super Regional at Charlottesville, Va.**
 - Mississippi State 11, Virginia 6
 - Mississippi State 6, Virginia 5

College World Series, June 15-25

- College World Series at Omaha, Neb.**
 - NC State 8, North Carolina 1
 - North Carolina 4, LSU 2
 - UCLA 2, NC State 1
 - North Carolina 7, NC State 0
 - UCLA 4, North Carolina 1

2013 ACC TOURNAMENT RESULTS

Durham Bulls Athletic Park - Durham, N.C.

- Wednesday, May 22**
 - Georgia Tech 4, Florida State 3
 - Virginia Tech 10, Virginia 1
 - NC State 6, Clemson 3
- Thursday, May 23**
 - Virginia 8, Georgia Tech 2
 - North Carolina 10, Miami 0
 - Virginia Tech 3, Florida State 2
- Friday, May 24**
 - NC State 7, Miami 1
 - Virginia Tech 3, Georgia Tech 2
 - North Carolina 12, Clemson 7 (14 innings)
- Saturday, May 25**
 - Virginia 7, Florida State 4 (12 innings)
 - Miami 7, Clemson 0
 - North Carolina 2, NC State 1 (18 innings)
- Sunday, May 26 - Championship Game**
 - North Carolina 4, Virginia Tech 1

2013 ACC ALL-TOURNAMENT TEAM

Garrett Boulware	C	Clemson
Cody Stubbs	1B	North Carolina (MVP)
Reed Gragnani	2B	Virginia
Sam Dove	3B	Georgia Tech
Chad Pinder	SS	Virginia Tech
DJ Stewart	OF	Florida State
Chaz Frank	OF	North Carolina
Bryan Adametz	OF	NC State
Mark Zagunis	UT	Virginia Tech
Carlos Rodon	SP	NC State
Kent Emanuel	SP	North Carolina

2013 ACC ACADEMIC TEAM

Hunter Gordon, BC	Matt Pare', BC
Thomas Brittle, CU	Matt Campbell, CU
Matthew Crownover, CU	Steven Duggar, CU
Jonathan Meyer, CU	Robert Huber, DU
Jeff Kremer, DU	Trent Swart, DU
Josh Delph, FSU	Brandon Leibrandt, FSU
Stephen McGee, FSU	Peter Miller, FSU
Seth Miller, FSU	Gage Smith, FSU
Sam Dove, GT	Jonathan King, GT
Brandon Thomas, GT	Kyle Convissar, MD
Jimmy Reed, MD	Jake Stinnett, MD
Eric Nedeljkovic, UM	Javier Salas, UM
Kent Emanuel, UNC	Benton Moss, UNC
Chris Munnely, UNC	Michael Russell, UNC
Trent Thornton, UNC	Josh Easley, NCS
Ethan Ogburn, NCS	Tarran Senay, NCS
Nate Irving, UVA	Whit Mayberry, UVA
Scott Silverstein, UVA	Brad Markey, VT
Mark Zagunis, VT	Matt Conway, WF
Mark Rhine, WF	Austin Stadler, WF
Evan Stephens, WF	

2013 ALL-ACC FIRST TEAM

Zane Evans	Jr.	C	Georgia Tech
Cody Stubbs	Sr.	1B	North Carolina
Reed Gragnani	Sr.	2B	Virginia
Colin Moran	Jr.	3B	North Carolina
Chad Pinder	Jr.	3B	Virginia Tech
Trea Turner	So.	SS	NC State
Mike Papi	So.	OF	Virginia
Daniel Palka	Jr.	OF	Georgia Tech
Tyler Horan	Jr.	OF	Virginia Tech
Nick Howard	So.	DH/UT	Virginia
Scott Sitz	Sr.	SP	Florida State
Buck Farmer	Sr.	SP	Georgia Tech
Bryan Radziewski	Jr.	SP	Miami
Kent Emanuel	Jr.	SP	North Carolina
Carlos Rodon	So.	SP	NC State
Kyle Crockett	Jr.	RP	Virginia

2013 ALL-ACC SECOND TEAM

Stephen McGee	Jr.	C	Florida State
Tarran Senay	Sr.	1B	NC State
Steve Wilkerson	Jr.	2B	Clemson
Andy Perez	So.	2B	Duke
Jordan Betts	Jr.	3B	Duke
Branden Cogswell	So.	SS	Virginia
DJ Stewart	Fr.	OF	Florida State
Kyle Wren	Jr.	OF	Georgia Tech
Charlie White	So.	OF	Maryland
Skye Bolt	Fr.	OF	North Carolina
Joe McCarthy	Fr.	OF	Virginia
Shane Kennedy	Jr.	DH/UT	Clemson
Daniel Gossett	So.	SP	Clemson
Luke Weaver	So.	SP	Florida State
Jimmy Reed	Sr.	SP	Maryland
Trent Thornton	Fr.	RP	North Carolina

ACC INDIVIDUAL ACCOLADES

Player of the Year

Colin Moran, North Carolina

Pitcher of the Year

Kent Emanuel, North Carolina

Freshman of the Year

Joe McCarthy, Virginia

Coach of the Year

Brian O'Connor, Virginia

Scholar-Athlete of the Year

Gage Smith, Florida State

FSU ACC PERFORMERS OF THE WEEK

Marcus Davis, OF/DH	Week 2 - February 25
Brandon Leibrandt, SP	Week 4 - March 11
DJ Stewart, OF	Week 6 - March 25
Stephen McGee, C	Week 12 - May 6
DJ Stewart, OF	Week 13 - May 13



2013 ACC STATS

TEAM BATTING

	G	Avg	OB%	SLG%	AB	R	H	2B	3B	HR	RBI	BB	SO	SB	SBA	SF	SH
1. Virginia	62	.312	.408	.463	2157	489	673	134	31	43	458	312	332	64	87	45	50
2. Georgia Tech	64	.304	.382	.455	2244	414	683	117	24	58	385	257	449	77	110	30	32
3. North Carolina	71	.303	.405	.431	2506	542	759	126	24	49	483	369	353	87	121	42	50
4. Virginia Tech	62	.291	.362	.440	2194	398	639	129	16	55	360	195	392	57	91	18	34
5. Florida State	64	.287	.411	.424	2101	435	604	146	18	35	394	359	390	44	71	33	32
6. Maryland	55	.279	.376	.382	1836	306	513	118	16	13	275	209	306	94	120	22	83
7. Duke	55	.277	.363	.382	1833	293	508	95	17	21	261	209	349	51	76	26	34
8. NC State	66	.277	.361	.381	2319	402	642	127	14	29	346	261	435	110	144	36	52
9. Clemson	62	.276	.360	.361	2124	340	586	85	15	22	298	257	387	111	152	26	30
10. Wake Forest	55	.273	.381	.384	1889	331	516	94	13	30	292	290	412	72	91	19	34
11. Miami	62	.257	.353	.329	1973	278	508	83	8	14	246	244	371	80	114	20	70
12. Boston College	52	.209	.301	.279	1720	174	359	72	5	13	146	198	365	32	47	10	15

TEAM PITCHING

	G	ERA	BAvg	W	L	IP	H	R	ER	BB	SO	CG	SHO	SV	2B	3B	HR
1. North Carolina	71	2.81	.215	59	12	653.1	514	234	204	274	572	5	11	18	64	7	24
2. Florida State	64	2.92	.243	47	17	567.2	519	238	184	189	501	1	7	13	97	13	22
3. NC State	66	3.08	.216	50	16	616	484	252	211	242	599	3	7	18	73	4	36
4. Virginia	62	3.12	.251	50	12	556.2	529	246	193	146	493	0	9	16	81	20	21
5. Clemson	62	3.21	.261	40	22	563	560	259	201	202	407	1	8	15	111	15	25
6. Miami	62	3.38	.252	37	25	551.2	521	264	207	180	447	5	9	16	96	12	22
7. Maryland	55	3.83	.255	30	25	490.2	468	254	209	238	367	3	3	14	91	8	16
8. Virginia Tech	62	4.16	.271	40	22	560.1	596	318	259	217	387	4	3	15	108	12	24
9. Georgia Tech	64	4.35	.264	37	27	566.2	561	317	274	258	447	3	4	8	81	11	40
10. Duke	55	4.53	.271	26	29	480.1	499	273	242	199	369	2	7	9	96	20	15
11. Wake Forest	55	4.55	.274	28	27	494.2	524	307	250	231	334	0	1	8	113	16	42
12. Boston College	52	5.38	.292	12	40	453	514	322	271	208	299	0	2	7	104	13	18

INDIVIDUAL BATTING - MIN 2.5 AB/TEAM GAME

	GP	GS	Avg	OB%	SLG%	AB	R	H	2B	3B	HR	RBI	BB	SO	SB-SBA	SF	SH
1. Mike Papi, VA	55	47	.381	.517	.619	176	57	67	15	3	7	57	45	25	6-8	5	2
2. Trea Turner, ST	56	55	.368	.455	.553	228	66	84	13	4	7	42	38	31	30-36	6	1
3. Cody Stubbs, NC	71	71	.366	.453	.580	276	64	101	27	4	8	76	38	48	5-9	4	0
4. DJ Stewart, FS	60	60	.364	.469	.560	225	50	82	25	2	5	59	38	40	8-12	2	1
5. Zane Evans, GT	64	64	.361	.430	.590	244	47	88	12	1	14	66	33	40	0-1	6	0
6. Kyle Wren, GT	64	64	.360	.423	.467	272	50	98	11	6	2	28	29	36	28-41	2	2
7. Landon Lassiter, NC	69	67	.358	.491	.447	257	75	92	14	3	1	28	53	44	8-12	2	2
8. Evan Stephens, WF	55	49	.358	.494	.405	190	43	68	5	2	0	22	42	39	15-17	1	5
9. Charlie White, MD	55	55	.350	.449	.411	214	44	75	9	2	0	29	28	17	39-46	2	13
10. Branden Cogswell, VA	47	47	.346	.464	.451	182	55	63	11	4	0	22	38	19	12-17	1	8

INDIVIDUAL PITCHING - MIN 1.0 IP/TEAM GAME

	G	GS	ERA	BAvg	W-L	IP	H	R	ER	BB	SO	CG	SHO	SV	2B	3B	HR
1. Trent Thornton, NC	29	6	1.37	.204	12-1	91.2	69	22	14	19	81	0	0	8	7	0	3
2. Chris Diaz, UM	16	16	1.64	.250	7-5	109.2	101	29	20	27	78	1	0	0	11	1	1
3. Bryan Radziewski, UM	15	14	1.78	.175	9-3	91.0	53	24	18	30	109	2	2	0	9	0	1
4. Scott Sitz, FS	16	16	2.09	.256	10-2	94.2	92	40	22	22	80	0	0	0	19	3	3
5. Matthew Crownover, CU	15	14	2.19	.249	7-3	70.0	64	19	17	17	45	0	0	0	12	1	4
6. Luke Weaver, FS	17	15	2.29	.221	7-2	98.1	78	26	25	19	119	0	0	0	8	1	5
7. Jimmy Reed, MD	13	13	2.33	.240	6-4	88.2	80	35	23	32	74	2	1	0	13	0	3
8. Hobbs Johnson, NC	18	17	2.37	.196	5-1	87.1	62	25	23	51	78	0	0	0	11	1	0
9. Daniel Gossett, CU	16	16	2.56	.213	10-4	98.1	78	40	28	38	91	1	1	0	14	2	7
10. Hunter Gordon, BC	13	8	2.67	.233	2-4	57.1	47	22	17	19	33	0	0	0	9	1	0



17 CONFERENCE CHAMPIONSHIPS ~ 7 STRAIGHT ACC ATLANTIC DIVISION TITLES

2013 ACC STATS

HITS	CL	G	H	H/G
1. Cody Stubbs-NC	SR	71	101	1.42
2. Kyle Wren-GT	JR	64	98	1.53
3. Colin Moran-NC	JR	71	97	1.37
4. Landon Lassiter-NC	FR	69	92	1.33
5. Tyler Horan-VT	JR	62	88	1.42
Zane Evans-GT	JR	64	88	1.38
7. Trea Turner-ST	SO	56	84	1.50
8. Jake Fincher-ST	SO	66	83	1.26
9. DJ Stewart-FS	FR	60	82	1.37
10. Daniel Palka-GT	JR	62	81	1.31

RUNS SCORED	CL	G	R	R/G
1. Colin Moran-NC	JR	71	76	1.07
2. Landon Lassiter-NC	FR	69	75	1.09
3. Brandon Downes-VA	SO	61	67	1.10
4. Trea Turner-ST	SO	56	66	1.18
5. Cody Stubbs-NC	SR	71	64	.90
6. Mark Zagunis-VT	SO	62	62	1.00
7. Chaz Frank-NC	SR	65	59	.91
8. Tyler Horan-VT	JR	62	58	.94
9. Mike Papi-VA	SO	55	57	1.04
2 tied with 56 run(s) scored				

HOME RUNS	CL	G	HR	HR/G
1. Daniel Palka-GT	JR	62	17	.27
2. Zane Evans-GT	JR	64	14	.22
3. Colin Moran-NC	JR	71	13	.18
4. Brian Holberton-NC	JR	70	12	.17
5. Andrew Rash-VT	SR	61	11	.18
Tyler Horan-VT	JR	62	11	.18
7. Brandon Downes-VA	SO	61	10	.16
8. Mark Zagunis-VT	SO	62	9	.15
Marcus Davis-FS	JR	64	9	.14
Stephen McGee-FS	JR	64	9	.14

DOUBLES	CL	G	2B	2B/G
1. Cody Stubbs-NC	SR	71	27	.38
2. Tyler Horan-VT	JR	62	26	.42
3. DJ Stewart-FS	FR	60	25	.42
4. Andrew Rash-VT	SR	61	22	.36
5. Brett Austin-ST	SO	66	21	.32
6. Marcus Davis-FS	JR	64	20	.31
Brandon Downes-VA	SO	61	20	.33
8. Jordan Betts-DU	JR	55	18	.33
Matt Conway-WF	JR	47	18	.38
Mott Hyde-GT	JR	64	18	.28

TRIPLES	CL	G	3B	3B/G
1. Brandon Downes-VA	SO	61	7	.11
2. Kyle Wren-GT	JR	64	6	.09
3. Chaz Frank-NC	SR	65	5	.08
Andy Perez-DU	SO	53	5	.09
Kenny Towns-VA	SO	55	5	.09
8 tied with 4 triple(s)				

RUNS BATTED IN	CL	G	RBI	RBI/G
1. Colin Moran-NC	JR	71	91	1.28
2. Cody Stubbs-NC	SR	71	76	1.07
3. Zane Evans-GT	JR	64	66	1.03
Daniel Palka-GT	JR	62	66	1.06
5. Marcus Davis-FS	JR	64	62	.97
Andrew Rash-VT	SR	61	62	1.02
7. DJ Stewart-FS	FR	60	59	.98
Brandon Downes-VA	SO	61	59	.97
Tarran Senay-ST	SR	65	59	.91
10. Brian Holberton-NC	JR	70	58	.83

STOLEN BASES	CL	G	SB	SB/G
1. Charlie White-MD	SO	55	39	.71
2. Trea Turner-ST	SO	56	30	.54
3. Kyle Wren-GT	JR	64	28	.44
4. Chaz Frank-NC	SR	65	24	.37
5. Shane Kennedy-CU	JR	62	22	.35
6. Pat Blair-WF	SR	55	19	.35
Mark Zagunis-VT	SO	62	19	.31
Brett Williams-ST	SR	60	19	.32
Thomas Brittle-CU	SR	61	19	.31
2 tied with 18 stolen base(s)				

TOTAL BASES	CL	G	TB	TB/G
1. Cody Stubbs-NC	SR	71	160	2.25
2. Tyler Horan-VT	JR	62	155	2.50
3. Colin Moran-NC	JR	71	153	2.15
4. Daniel Palka-GT	JR	62	151	2.44
5. Zane Evans-GT	JR	64	144	2.25
Brandon Downes-VA	SO	61	144	2.36
7. Andrew Rash-VT	SR	61	134	2.20
8. Kyle Wren-GT	JR	64	127	1.98
4 tied with 126 total base(s)				

WALKS	CL	G	BB	BB/G
1. Colin Moran-NC	JR	71	63	.89
2. Pat Blair-WF	SR	55	57	1.04
3. Stephen McGee-FS	JR	64	55	.86
4. Joe McCarthy-VA	FR	60	54	.90
5. Landon Lassiter-NC	FR	69	53	.77
6. Mike Papi-VA	SO	55	45	.82
7. Brian Holberton-NC	JR	70	43	.61
8. Alex Perez-VT	SO	62	42	.68
Evan Stephens-WF	JR	55	42	.76
2 tied with 41 walk(s)				

ON BASE PERCENTAGE	CL	AB	H	BB	HP	SF	OB%
1. Mike Papi-VA	SO	176	67	45	10	5	.517
2. Evan Stephens-WF	JR	190	68	42	10	1	.494
3. Landon Lassiter-NC	FR	257	92	53	16	2	.491
4. Colin Moran-NC	JR	281	97	63	7	4	.470
5. DJ Stewart-FS	FR	225	82	38	8	2	.469
Joe McCarthy-VA	FR	223	75	54	6	5	.469
7. Branden Cogswell-VA	SO	182	63	38	3	1	.464
8. Pat Blair-WF	SR	191	54	57	7	2	.459
9. Trea Turner-ST	SO	228	84	38	3	6	.455
10. Cody Stubbs-NC	SR	276	101	38	9	4	.453



2013 ACC STATS

SLUGGING PERCENTAGE	CL	AB	H	2B	3B	HR	SLUG%
1. Daniel Palka-GT	JR	237	81	13	3	17	.637
2. Mike Papi-VA	SO	176	67	15	3	7	.619
3. Tyler Horan-VT	JR	257	88	26	4	11	.603
4. Zane Evans-GT	JR	244	88	12	1	14	.590
5. Cody Stubbs-NC	SR	276	101	27	4	8	.580
6. Brandon Downes-VA	SO	253	80	20	7	10	.569
7. Andrew Rash-VT	SR	238	75	22	2	11	.563
8. DJ Stewart-FS	FR	225	82	25	2	5	.560
9. Trea Turner-ST	SO	228	84	13	4	7	.553
10. Colin Moran-NC	JR	281	97	11	3	13	.544

WINS	CL	G	W	W-L
1. Trent Thornton-NC	FR	29	12	12-1
2. Devin Burke-VT	JR	16	11	11-3
Kent Emanuel-NC	JR	21	11	11-5
4. Scott Silverstein-VA	SR	16	10	10-2
Scott Sitz-FS	SR	16	10	10-2
Carlos Rodon-ST	SO	19	10	10-3
Daniel Gossett-CU	SO	16	10	10-4
Brandon Leibrandt-FS	SO	16	10	10-4
9. Bryan Radziewski-UM	JR	15	9	9-3
Buck Farmer-GT	SR	17	9	9-5

INNINGS PITCHED	CL	G	IP	IP/G
1. Carlos Rodon-ST	SO	19	132.1	6.96
2. Kent Emanuel-NC	JR	21	131.2	6.27
3. Buck Farmer-GT	SR	17	113.1	6.67
4. Chris Diaz-UM	SO	16	109.2	6.85
5. Devin Burke-VT	JR	16	104.1	6.52
6. Brad Markey-VT	JR	17	100.1	5.90
7. Daniel Gossett-CU	SO	16	98.1	6.15
Luke Weaver-FS	SO	17	98.1	5.78
9. Scott Sitz-FS	SR	16	94.2	5.92
10. Trent Thornton-NC	FR	29	91.2	3.16

STRIKEOUTS	CL	G	SO	SO/G
1. Carlos Rodon-ST	SO	19	184	12.51
2. Buck Farmer-GT	SR	17	122	9.69
3. Luke Weaver-FS	SO	17	119	10.89
4. Bryan Radziewski-UM	JR	15	109	10.78
5. Kent Emanuel-NC	JR	21	98	6.70
6. Benton Moss-NC	SO	19	92	9.37
7. Daniel Gossett-CU	SO	16	91	8.33
8. Brandon Waddell-VA	FR	16	84	8.53
9. Trent Thornton-NC	FR	29	81	7.95
10. Scott Sitz-FS	SR	16	80	7.61

APPEARANCES	CL	APP	GS	W	L	SV
1. Gage Smith-FS	JR	35	0	4	2	1
2. Grant Sasser-ST	SR	33	0	3	0	7
3. Chris McCue-NC	SO	32	0	7	1	2
Trevor Kelley-NC	SO	32	0	2	1	2
5. Robby Coles-FS	JR	30	0	4	2	9
Clark Labitan-VT	SR	30	0	2	5	11
Jake Joyce-VT	SR	30	0	7	1	3
Josh Sborz-VA	FR	30	3	3	0	2
9. Trent Thornton-NC	FR	29	6	12	1	8
Kyle Crockett-VA	JR	29	0	4	1	12

SAVES	CL	G	SV
1. Eric Nedeljkovic-UM	SR	25	13
2. Kyle Crockett-VA	JR	29	12
3. Clark Labitan-VT	SR	30	11
4. Kevin Mooney-MD	FR	28	9
Robby Coles-FS	JR	30	9
6. Andrew Istler-DU	SO	28	8
Trent Thornton-NC	FR	29	8
8. Grant Sasser-ST	SR	33	7
Matt Campbell-CU	JR	24	7
10. Chris Overman-ST	SR	21	6

GAMES STARTED	CL	APP	GS	W	L	SV
1. Carlos Rodon-ST	SO	19	19	10	3	0
2. Kent Emanuel-NC	JR	21	18	11	5	1
3. Hobbs Johnson-NC	JR	18	17	5	1	0
Buck Farmer-GT	SR	17	17	9	5	0
8 tied with 16 game(s) started						

SHUTOUTS	CL	G	SHO
1. Kent Emanuel-NC	JR	21	3
2. Bryan Radziewski-UM	JR	15	2
Robert Huber-DU	JR	16	2
4. Josh Hedding-GT	SO	16	1
Jimmy Reed-MD	SR	13	1
Carlos Rodon-ST	SO	19	1
Andrew Suarez-UM	SO	15	1
Daniel Gossett-CU	SO	16	1

COMPLETE GAMES	CL	APP	GS	CG	W	L
1. Kent Emanuel-NC	JR	21	18	5	11	5
2. Carlos Rodon-ST	SO	19	19	3	10	3
3. Buck Farmer-GT	SR	17	17	2	9	5
Robert Huber-DU	JR	16	13	2	5	7
Brad Markey-VT	JR	17	15	2	5	4
Devin Burke-VT	JR	16	15	2	11	3
Bryan Radziewski-UM	JR	15	14	2	9	3
Jimmy Reed-MD	SR	13	13	2	6	4
7 tied with 1 complete game(s)						

OPP. BATTING AVERAGE	CL	G	AB	H	AVG.
1. Bryan Radziewski-UM	JR	15	303	53	.175
2. Hobbs Johnson-NC	JR	18	316	62	.196
3. Carlos Rodon-ST	SO	19	470	94	.200
4. Trent Thornton-NC	FR	29	339	69	.204
Jake Stinnett-MD	JR	16	226	46	.204
6. Daniel Gossett-CU	SO	16	366	78	.213
7. Luke Weaver-FS	SO	17	353	78	.221
8. Hunter Gordon-BC	SR	13	202	47	.233
9. Benton Moss-NC	SO	19	330	79	.239
10. Jimmy Reed-MD	SR	13	334	80	.240

TEAM FIELDING	PO	A	E	PCT	DP	SB-SBA
1. Maryland	1472	595	48	.977	37	56-88
2. North Carolina	1960	617	64	.976	37	56-68
3. Georgia Tech	1700	677	67	.973	59	78-107
4. Clemson	1689	706	70	.972	55	61-77
5. Duke	1441	581	61	.971	26	52-78
6. NC State	1848	708	78	.970	53	80-110
7. Miami	1655	721	75	.969	58	33-65
8. Virginia	1670	639	75	.969	50	19-32
9. Wake Forest	1484	659	72	.967	40	61-91
10. Florida State	1703	641	82	.966	47	41-66
11. Virginia Tech	1681	710	98	.961	62	57-71
12. Boston College	1359	587	82	.960	41	81-108



17 CONFERENCE CHAMPIONSHIPS ~ 7 STRAIGHT ACC ATLANTIC DIVISION TITLES



LEAVE YOUR MARK ON THE GAME

WITH OUR ALL-NEW 2014 LINE
OF INNOVATIVE PRODUCTS



2014 PRODUCTS

PERFORM AT THE TOP WITH
THE 2014 PRODUCTS



2014 PRO FLARE



2014 HELMET

2014 CHEST PROTECTOR

2014 SHIN GUARDS

SLUGGER.COM [f /louisvilleslugger](https://www.facebook.com/louisvilleslugger) [@sluggernation](https://twitter.com/sluggernation)



2014 OPPONENTS

NIAGARA PURPLE EAGLES

Location.....Niagara University, NY
 Enrollment.....3,853
 Colors.....Purple & White
 Nickname.....Purple Eagles
 Conference.....Metro Atlantic Athletic
 Home Field/Capacity.....Sal Maglie Stadium/4,000
 Head Coach.....Rob McCoy (Dakota Wesleyan '94)
 Record at Niagara/Years.....60-143/4 years
 Career Coaching Record/Years.....60-143/4 years
 Assistant Coaches.....Matt Spatafora (Arkansas-Little Rock '04)
Paul Panik (Canisius '10)
 2013 Overall Record.....16-38
 2013 Conference Record/Finish.....9-15/8th place
 2013 Postseason Results.....none
 Top Returnees.....Jordan Schwartz (OF/Jr.) .299 avg, 40 H, 16 RBI
Geoff Soja (RHP/Sr.) 2-2, 4.08 ERA, 39.2 IP, 32 SO
 Series Record.....Florida State leads 7-0-0
 Baseball SID.....Bob Vail
 SID E-mail.....rvail@niagara.edu
 SID Phone.....716-286-8586
 Press Box Phone.....Not Available
 Website.....www.purpleeagles.com

JACKSONVILLE DOLPHINS

Location.....Jacksonville, Fla.
 Enrollment.....3,850
 Colors.....Green and Gold
 Nickname.....Dolphins
 Conference.....Atlantic Sun
 Home Field/Capacity.....John Sessions Stadium/3,000
 Head Coach.....Tim Montez (Pepperdine '84)
 Record at Jacksonville/Years.....First Year
 Career Coaching Record/Years.....First Year
 Assistant Coach.....Chris Hayes (Jacksonville '95)
 Assistant Coach.....Chuck Jeroloman (Auburn '04)
 2013 Overall Record.....17-38
 2013 Conference Record/Finish.....8-19/9th
 2013 Postseason Results.....none
 Lettermen Returning/Lost.....14/11
 Position Starters Returning/Lost.....5/4
 Pitchers Returning/Lost.....6/5
 Top Returnees.....Alex McCrae (SP/Jr.) 3-8, 4.71 ERA, 39 K
Dylan Dillard (OF/So.) .304 avg, 5 HR, 10 2B
 Series Record.....Florida State leads 121-37-0
 Baseball SID.....Todd Vatter
 SID E-mail.....tvatter@ju.edu
 SID Phone.....904-256-7402
 Press Box Phone.....904-256-7588
 Website.....www.judolphins.com

GEORGIA BULLDOGS

Location.....Athens, Ga
 Enrollment.....34,816
 Colors.....Red and Black
 Nickname.....Bulldogs
 Conference.....Southeastern (Eastern Division)
 Home Field/Capacity.....Foley Field/3,291
 Head Coach.....Scott Stricklin (Kent State '95)
 Record at Georgia/Years.....First Year
 Career Coaching Record/Years.....350-188/9 years
 Assistant Coaches.....Fred Corral (Sacramento State '98)
Scott Daeley (Wake Forest '02)
 2013 Overall Record.....21-32
 2013 Conference Record/Finish.....7-20/7th East
 2013 Postseason Results.....none
 Lettermen Returning/Lost.....17/10
 Position Players Returning/Lost.....6/3
 Pitchers Returning/Lost.....12/4
 Top Returnees.....Hunter Cole (OF/Jr.) .303 avg, 4 HR, 33 RBI
Jared Walsh (LHP/1B/Jr.) 2-4, 3.35 ERA, .297 avg, 11 RBI
 Series Record.....Florida State leads 36-25
 Baseball SID.....Christopher Lakos
 SID E-mail.....clakos@sports.uga.edu
 SID Phone.....706-542-1621
 Press Box Phone.....706-542-6161
 Website.....www.georgiadogs.com

MIAMI HURRICANES

Location.....Coral Gables, Fla.
 Enrollment.....15,629
 Colors.....Orange, Green, and White
 Nickname.....Hurricanes
 Conference.....Atlantic Coast (Coastal Division)
 Home Field/Capacity.....Alex Rodriguez Park at Mark Light Field/4,999
 Head Coach.....Jim Morris (Elon '73)
 Record at Miami/Years.....887-346-3/20 years
 Career Coaching Record/Years.....1,522-654-4/36 years
 Assistant Coaches.....Gino DiMare (Miami '98)
J.D. Arteaga (Miami '02)
 2013 Overall Record.....37-25
 2013 Conference Record/Finish.....14-16/5th Coastal
 2013 Postseason Results.....1-2 (Louisville Regional)
 Lettermen Returning/Lost.....22/11
 Position Starters Returning/Lost.....10/2
 Pitchers Returning/Lost.....10/1
 Top Returnees.....Brad Fieger (1B/Sr.) .279 avg, 50 H, 34 RBI
Bryan Radziewski (SP/R-Jr.) 9-3, 1.78 ERA, 109 K
 Series Record.....Florida State leads 145-122-4
 Baseball SID.....Camron Ghorbi
 E-mail.....c.ghorbi@miami.edu
 Office Phone.....305-284-3230
 Press Box Phone.....305-284-8192
 Website.....www.hurricanesports.com



17 CONFERENCE CHAMPIONSHIPS ~ 7 STRAIGHT ACC ATLANTIC DIVISION TITLES

2014 OPPONENTS

SOUTH FLORIDA BULLS

Location.....	Tampa, Fla.
Enrollment.....	47,122
Colors.....	Green and Gold
Nickname.....	Bulls
Conference.....	American Athletic
Home Field/Capacity.....	USF Varsity Baseball Stadium/3,211
Head Coach.....	Lelo Prado (Tampa '85)
Record at USF/Years.....	224-183/7 years
Career Coaching Record/Years.....	224-183/7 years
Assistant Coaches.....	Chris Heintz (USF '96) Lance Carter (MCC)
2013 Overall Record.....	36-22
2013 Conference Record/Finish.....	17-7/4th BIG EAST
2013 Postseason Results.....	none
Lettermen Returning/Lost.....	21/9
Position Players Returning/Lost.....	14/3
Pitchers Returning/Lost.....	7/6
Top Returnees.....	Nik Alfonso (INF/R-So.) .331 avg, 60 H, 23 RBI Jimmy Herget (RHP/So.) 6-2, 1.72 ERA, 60 K
Series Record.....	Florida State leads 68-16
Baseball SID.....	Manny Nieves
E-mail.....	nieves2@usf.edu
SID Phone.....	813-974-4029
Press Box Phone.....	Not Available
Website.....	www.gousfbulls.com

MARYLAND TERRAPINS

Location.....	College Park, Md.
Enrollment.....	37,631
Colors.....	Red, White, Black and Gold
Nickname.....	Terrapins
Conference.....	Atlantic Coast (Atlantic Division)
Home Field/Capacity.....	Bob 'Turtle' Smith Stadium/2,500
Head Coach.....	John Szefc (Drexel '89)
Record at Maryland/Years.....	30-25/1 year
Career Coaching Record/Years.....	242-162-1/8 years
Assistant Coaches.....	Jim Belanger (Louisville '08) Rob Vaughn (Kansas State '11)
2013 Overall Record.....	30-25
2013 Conference Record/Finish.....	11-19/4th Atlantic
2013 Postseason Results.....	none
Lettermen Returning/Lost.....	21/10
Position Starters Returning/Lost.....	5/3
Pitchers Returning/Lost.....	11/4
Top Returnees.....	Charlie White (CF/Jr.) .350 avg, 75 H, 39 SB Jake Stinnett (RHP/Sr.) 6-5, 2.83 ERA, 63.2 IP, 48 SO
Series Record.....	Florida State leads 66-6-0
Baseball SID.....	Matthew Bertram
SID E-mail.....	mbertram@umd.edu
SID Phone.....	301-314-8093
Press Box Phone.....	301-314-0379
Website.....	www.umterps.com

UCF KNIGHTS

Location.....	Orlando, Fla.
Enrollment.....	60,181
Colors.....	Black and Gold
Nickname.....	Knights
Conference.....	American Athletic
Home Field/Capacity.....	Jay Bergman Field/3,600
Head Coach.....	Terry Rooney (Radford '96)
Record at UCF/Years.....	168-127/5 years
Career Coaching Record/Years.....	168-127/5 years
Assistant Coaches.....	Kevin Schnall (Coastal Carolina '01) Ryan Klosterman (Vanderbilt '04)
2013 Overall Record.....	29-30
2013 Conference Record/Finish.....	13-11/5th Conference USA
2013 Postseason Results.....	none
Lettermen Returning/Lost.....	10/20
Position Starters Returning/Lost.....	5/4
Pitchers Returning/Lost.....	5/9
Top Returnees.....	James Vasquez (1B/Jr.) .248 avg, 8 HR, 36 RBI Eric Skoglund (LHP/Jr.) 1-4, 5.08 ERA, 56.2 IP
Series Record.....	Florida State leads 26-5
Baseball SID.....	Andrew Jennette
SID E-mail.....	ajennette@athletics.ucf.edu
SID Phone.....	407-823-0994
Press Box Phone.....	407-823-4487
Website.....	www.ucfknights.com

NC STATE WOLFPACK

Location.....	Raleigh, N.C.
Enrollment.....	34,340
Colors.....	Red and White
Nickname.....	Wolfpack
Conference.....	Atlantic Coast (Atlantic Division)
Home Field/Capacity.....	Doak Field/3,100
Head Coach.....	Elliott Avent (VCU '83)
Record at NC State/Years.....	649-398/17 years
Career Coaching Record/Years.....	874-611/25 years
Assistant Coaches.....	Tom Holliday (Miami '75) Chris Hart (Florida State '03)
2013 Overall Record.....	50-16
2013 Conference Record/Finish.....	19-10/2nd Atlantic
2013 Postseason Results.....	6-2 (College World Series)
Lettermen Returning/Lost.....	11/12
Position Starters Returning/Lost.....	5/4
Pitchers Returning/Lost.....	3/1
Top Returnees.....	Trea Turner (SS/Jr.) .368 avg, 7 HR, 84H Carlos Rodon (LHP/Jr.) 10-3, 2.99 ERA, 132.1 IP, 184 K
Series Record.....	Florida State leads 59-27-0
Baseball SID.....	Cavan Fosnes
SID E-mail.....	cafosnes@ncsu.edu
SID Phone.....	919-896-1863
Press Box Phone.....	919-896-1863
Website.....	www.gopack.com



2014 OPPONENTS

FLORIDA GATORS

Location..... Gainesville, Fla.
 Enrollment..... 49,913
 Colors..... Orange and Blue
 Nickname..... Gators
 Conference..... Southeastern (Eastern Division)
 Home Field/Capacity..... McKethan Stadium at Perry Field/5,500
 Head Coach..... Kevin O'Sullivan (Virginia '91)
 Record at Florida/Years..... 252-132/6 years
 Career Coaching Record/Years..... 252-132/6 years
 Assistant Coaches..... Craig Bell (North Florida '89)
 Brad Weitzel (Georgia '83)
 2013 Overall Record..... 29-30
 2013 Conference Record/Finish..... 14-16/3rd East
 2013 Postseason Results..... 0-2 (Bloomington Regional)
 Lettermen Returning/Lost..... 18/13
 Position Starters Returning/Lost..... 7/2
 Pitchers Returning/Lost..... 11/5
 Top Returnees..... Harrison Bader (OF/So.) .312 avg, 69 H, 22 RBI
 Jay Carmichael (RHP/So.) 3-1, 3.08 ERA, 38 IP, 26 K
 Series Record..... Florida State leads 125-101-1
 Baseball SID..... John Hines
 SID E-mail..... johnh@gators.ufl.edu
 SID Phone..... 352-375-4683, x. 6130
 Press Box Phone..... 352-375-4683, x. 4355/4356
 Website..... www.gatorzone.com

CLEMSON TIGERS

Location..... Clemson, S.C.
 Enrollment..... 21,303
 Colors..... Tiger Orange and Regalia
 Nickname..... Tigers
 Conference..... Atlantic Coast (Atlantic Division)
 Home Field/Capacity..... Doug Kingsmore Stadium/6,016
 Head Coach..... Jack Leggett (Maine '76)
 Record at Clemson/Years..... 887-426-1/20 years
 Career Coaching Record/Years..... 1,264-716-1/34 years
 Assistant Coaches..... Dan Pepicelli (SUNY-Cortland '90)
 Bradley LeCroy (Clemson '01)
 2013 Overall Record..... 40-22
 2013 Conference Record/Finish..... 18-12/3rd Atlantic
 2013 Postseason Results..... 1-2 (Columbia Regional)
 Lettermen Returning/Lost..... 23/8
 Position Starters Returning/Lost..... 8/1
 Starting Pitchers Returning/Lost..... 5/1
 Top Returnees..... Steve Wilkerson (2B/Sr.) .291 avg, 66 H, 16 2B
 Matthew Crownover (P/So.) 7-3, 2.19 ERA, 70 IP, 45 SO
 Series Record..... Florida State leads 68-59-1
 Baseball SID..... Brian Hennessy
 SID E-mail..... bhennes@clemson.edu
 SID Phone..... 864-656-1920
 Press Box Phone..... 864-656-7731
 Website..... www.clemsontigers.com

BOSTON COLLEGE EAGLES

Location..... Chestnut Hill, Mass.
 Enrollment..... 14,460
 Colors..... Maroon and Gold
 Nickname..... Eagles
 Conference..... Atlantic Coast (Atlantic Division)
 Home Field/Capacity... Eddie Pellagrini Diamond at Shea Field/1,000
 Head Coach..... Mike Gambino (Boston College '00)
 Record at Boston College/Years..... 51-106/3 years
 Career Coaching Record/Years..... 51-106/3 years
 Assistant Coaches..... Scott Friedholm (Providence '98)
 Greg Sullivan (Eastern Connecticut State '06)
 2013 Overall Record..... 12-40
 2013 Conference Record/Finish..... 4-25/6th Atlantic
 2013 Postseason Results..... none
 Lettermen Returning/Lost..... 20/8
 Position Players Returning/Lost..... 13/3
 Pitchers Returning/Lost..... 11/6
 Top Returnees..... Blake Butera (INF/Jr.) .239 avg, 45 H, 8 2B
 Andrew Chin, 1-8, 3.88 ERA, 67.1 IP, 45 SO
 Series Record..... Florida State leads 21-4-0
 Baseball SID..... Zanna Ollove
 SID E-mail..... ollove@bc.edu
 SID Phone..... 617-552-2004
 Press Box Phone..... Not Available
 Website..... www.bceagles.com

FLORIDA GULF COAST EAGLES

Location..... Ft. Myers, Fla.
 Enrollment..... 14,200
 Colors..... Emerald Green and Cobalt Blue
 Nickname..... Eagles
 Conference..... Atlantic Sun
 Home Field/Capacity..... Swanson Stadium/1,200
 Head Coach..... Dave Tollett (Tusculum '88)
 Record at FGCU/Years..... 394-216-2/11 years
 Career Coaching Record/Years..... 394-216-2/11 years
 Associate Head Coach..... Rusty McKee (North Florida '00)
 Assistant Coach..... Chris Berry (Bluefield '97)
 2013 Overall Record..... 37-20
 2013 Conference Record/Finish..... 19-8/2nd
 2013 Postseason Results..... none
 Lettermen Returning/Lost..... Not Available
 Position Starters Returning/Lost..... 5/4
 Starting Pitchers Returning/Lost..... 2/2
 Top Returnees..... Nick Rivera (INF/So.) .287 avg, 8 HR, 34 RBI
 Michael Murray (RHP/So.) 5-1, 2.93 ERA, 86.0 IP, 55 K
 Series Record..... Florida State leads 5-1-0
 Baseball SID..... Matt Moretti III
 SID E-mail..... mmoretti@fgcu.edu
 SID Phone..... 239-590-1327
 Press Box Phone..... Not Available
 Website..... www.fgcuathletics.com



17 CONFERENCE CHAMPIONSHIPS ~ 7 STRAIGHT ACC ATLANTIC DIVISION TITLES

2014 OPPONENTS

NOTRE DAME FIGHTING IRISH

Location.....	Notre Dame, Ind.
Enrollment.....	12,004
Colors.....	Gold and Blue
Nickname.....	Fighting Irish
Conference.....	Atlantic Coast (Atlantic Division)
Home Field/Capacity.....	Frank Eck Stadium/2,500
Head Coach.....	Mik Aoki (Davidson '90)
Record at Notre Dame/Years.....	88-80-1/3 years
Career Coaching Record/Years.....	298-343-2/13 years
Assistant Coaches.....	Jesse Woods (Wheaton Coll. '04) Chuck Ristano (Sacred Heart '04)
2013 Overall Record.....	34-24
2013 Conference Record/Finish.....	10-14/7th BIG EAST
2013 Postseason Results.....	none
Lettermen Returning/Lost.....	21/10
Position Starters Returning/Lost.....	5/4
Starting Pitchers Returning/Lost.....	3/2
Top Returnees.....	Ryan Bull (OF/Jr.) .319 avg, 9 2B, 38 RBI Sean Fitzgerald (RHP/Sr.) 5-4, 4.89 ERA, 73.2 IP
Series Record.....	Florida State leads 5-4
Baseball SID.....	Russell Dorn
E-mail.....	rdorn@nd.edu
Office Phone.....	574-631-4780
Press Box Phone.....	574-631-9018
Website.....	www.und.com

GEORGIA TECH YELLOW JACKETS

Location.....	Atlanta, Ga.
Enrollment.....	21,000
Colors.....	Old Gold and White
Nickname.....	Yellow Jackets
Conference.....	Atlantic Coast (Coastal Division)
Home Field/Capacity.....	Russ Chandler Stadium/4,157
Head Coach.....	Danny Hall (Miami, Ohio '77)
Record at Georgia Tech/Years.....	854-402-1/20 years
Career Coaching Record/Years.....	1,062-519-1/26 years
Assistant Coaches.....	Jason Howell (North Carolina '02) Bryan Prince (Georgia Tech '05)
2013 Overall Record.....	37-27
2013 Conference Record/Finish.....	15-15/4th Coastal
2013 Postseason Results.....	3-2 (Nashville Regional)
Lettermen Returning/Lost.....	23/12
Position Starters Returning/Lost.....	4/5
Pitchers Returning/Lost.....	12/2
Top Returnees.....	Matt Gonzalez (3B/So.) .291 avg, 3 HR, 37 RBI Jonathan King (RHP/So.) 6-5, 4.04 ERA, 69 IP, 52 K
Series Record.....	Florida State leads 69-43
Baseball SID.....	Mike DeGeorge
SID E-mail.....	mdegeorge@athletics.gatech.edu
SID Phone.....	404-894-5445
Press Box Phone.....	404-894-3167
Website.....	www.ramblinwreck.com

WAKE FOREST DEMON DEACONS

Location.....	Winston-Salem, N.C.
Enrollment.....	4,815
Colors.....	Old Gold and Black
Nickname.....	Demon Deacons
Conference.....	Atlantic Coast (Atlantic Division)
Home Field/Capacity.....	Gene Hooks Field/6,000
Head Coach.....	Tom Walter
Record at Wake Forest/Years.....	104-119/4 years
Career Coaching Record/Years.....	530-447/17 years
Assistant Coaches.....	Dennis Healy (George Washington '96) Bill Cilento (Siena '03)
2013 Overall Record.....	28-27
2013 Conference Record/Finish.....	9-20/5th Atlantic
2013 Postseason Results.....	none
Lettermen Returning/Lost.....	22/7
Position Starters Returning/Lost.....	6/3
Pitchers Returning/Lost.....	11/3
Top Returnees.....	Evan Stephens (OF/Sr.) .358 avg, 15 SB, 68H Matt Conway (1B, LHP/R-Sr.) .335, 18 2B, 36 RBI, 2-1 4.14 ERA
Series Record.....	Florida State leads 82-21-0
Baseball SID.....	Nick Sebesta
SID E-mail.....	sebestnd@wfu.edu
SID Phone.....	336-758-5842
Press Box Phone.....	336-759-7373
Website.....	www.wakeforestsports.com

STETSON HATTERS

Location.....	DeLand, Fla.
Enrollment.....	3,900
Colors.....	Hunter Green and White
Nickname.....	Hatters
Conference.....	Atlantic Sun
Home Field/Capacity.....	Melching Field at Conrad Park/2,500
Head Coach.....	Pete Dunn (Stetson '72)
Record at Stetson/Years.....	1,228-793-3/34 years
Career Coaching Record/Years.....	1,228-793-3/34 years
Assistant Coaches.....	Mark Leavitt (Princeton '88) Chris Roberts (Florida State '92)
2013 Overall Record.....	26-31
2013 Conference Record/Finish.....	15-12/5th
2013 Postseason Results.....	none
Lettermen Returning/Lost.....	19/10
Position Starters Returning/Lost.....	6/3
Pitchers Returning/Lost.....	7/1
Top Returnees.....	Patrick Mazeika (1B/So.) .382 avg, 3 HR, 33 RBI Austin Perez (LHP/Sr.) 7-2, 2.81 ERA, 89.2 IP
Series Record.....	Florida State leads 52-22
Baseball SID.....	Cris Belvin
SID E-mail.....	cbelvin@stetson.edu
SID Phone.....	386-822-8937
Press Box Phone.....	386-736-7360
Website.....	www.gohatters.com



2014 OPPONENTS

VIRGINIA CAVALIERS

Location..... Charlottesville, Va.
 Enrollment..... 20,399
 Colors..... Orange and Blue
 Nickname..... Cavaliers, Wahoos, 'Hoos
 Conference..... Atlantic Coast (Coastal Division)
 Home Field/Capacity..... UVa Baseball Stadium/4,980
 Head Coach..... Brian O'Connor
 Record at Virginia/Years..... 461-161-2/11 years
 Career Coaching Record/Years..... 461-161-2/11 years
 Assistant Coaches..... Kevin McMullan (Indiana Univ. of Pa. '90)
Karl Kuhn (Florida '92), Matt Kirby (William & Mary '03)
 2013 Overall Record..... 50-12
 2013 Conference Record/Finish..... 22-8/2nd Coastal
 2013 Postseason Results..... 3-2 (Charlottesville Super Regional)
 Lettermen Returning/Lost..... 22/10
 Position Starters Returning/Lost..... 8/2
 Pitchers Returning/Lost..... 8/5
 Top Returnees..... Mike Papi (OF, 1B/Jr.) .381 avg, 7 HR, 57 RBI
 Brandon Waddell (LHP/So.) 6-3, 3.96 ERA, 88.2 IP, 84 SO
 Series Record..... Florida State leads 48-24-0
 Baseball SID..... Andy Fledderjohann
 SID E-mail..... fledder@virginia.edu
 SID Phone..... 434-982-5131
 Press Box Phone..... 434-244-4071
 Website..... www.virginiaspports.com

MINNESOTA GOLDEN GOPHERS

Location..... Minneapolis, Minn.
 Enrollment..... 50,833
 Colors..... Maroon and Gold
 Nickname..... Golden Gophers
 Conference..... Big Ten
 Home Field/Capacity..... Siebert Field/1,420
 Head Coach..... John Anderson (Minnesota '77)
 Record at Minnesota/Years..... 1,124-748-3/32 years
 Career Coaching Record/Years..... 1,124-748-3/32 years
 Assistant Coaches..... Rob Fornasiere (Wisc.-LaCrosse '78)
 Todd Oakes (Nebraska)
 2013 Overall Record..... 32-22
 2013 Conference Record/Finish..... 13-8/4th
 2013 Postseason Results..... none
 Lettermen Returning/Lost..... 20/11
 Position Starters Returning/Lost..... 5/4
 Starting Pitchers Returning/Lost..... 1/2
 Top Returnees..... Matt Halloran (C/Sr.) .225 avg, 13 2B, 26 RBI
 Alec Crawford (P/Sr.) 4-2, 2.28 ERA, 51.1 IP
 Series Record..... Florida State leads 17-1
 Baseball SID..... Justine Buerkle
 SID E-mail..... jbuerkle@umn.edu
 SID Phone..... 612-624-4345
 Press Box Phone..... 612-625-4031
 Website..... www.gophersports.com

NORTH CAROLINA TAR HEELS

Location..... Chapel Hill, N.C.
 Enrollment..... 18,503
 Colors..... Carolina Blue and White
 Nickname..... Tar Heels
 Conference..... Atlantic Coast (Coastal Division)
 Home Field/Capacity..... Boshamer Stadium/4,100
 Head Coach..... Mike Fox (North Carolina '78)
 Record at North Carolina/Years..... 694-274-1/15 years
 Career Coaching Record/Years..... 1,233-415-5/30 years
 Associate Head Coach..... Scott Forbes (UNC Wesleyan '98)
 Assistant Coach..... Scott Jackson (Campbell '98)
 2013 Overall Record..... 59-12
 2013 Conference Record/Finish..... 21-7/1st Coastal
 2013 Postseason Results..... 7-4 (College World Series)
 Lettermen Returning/Lost..... 19/15
 Position Starters Returning/Lost..... 4/5
 Starting Pitchers Returning/Lost..... 3/3
 Top Returnees..... Landon Lassiter (INF/So.) .358 avg, 92 H, 14 2B
 Trent Thornton (RHP/So.) 12-1, 1.37 ERA, 91.2 IP, 81 SO
 Series Record..... Florida State leads 63-29-0
 Baseball SID..... Bobby Hundley
 SID E-mail..... bhundley@unc.edu
 SID Phone..... 919-843-5678
 Press Box Phone..... 919-962-3509
 Website..... www.gopack.com

DUKE BLUE DEVILS

Location..... Durham, N.C.
 Enrollment..... 6,524
 Colors..... Duke Blue and White
 Nickname..... Blue Devils
 Conference..... Atlantic Coast (Coastal Division)
 Home Field/Capacity..... Jack Coombs Field/2,000
 Head Coach..... Chris Pollard (Davidson '96)
 Record at Duke/Years..... 26-29/1 year
 Career Coaching Record/Years..... 411-347-0/14 years
 Assistant Coaches..... Josh Jordan (Catawba College '02)
 Andrew See (Ohio '02)
 2013 Overall Record..... 26-29
 2013 Conference Record/Finish..... 9-21/6th Coastal
 2013 Postseason Results..... none
 Lettermen Returning/Lost..... 24/5
 Position Starters Returning/Lost..... 7/1
 Starting Pitchers Returning/Lost..... 5/0
 Top Returnees..... Andy Perez (INF/Jr.) .316 avg, 4 HR, 18 SB
 Trent Swart (LHP/Jr.) 4-4, 2.75 ERA, 85.0 IP, 71 SO
 Series Record..... Florida State leads 71-19-0
 Baseball SID..... Ashley Wolf
 SID E-mail..... awolf@duaa.duke.edu
 SID Phone..... 919-668-4393
 Press Box Phone..... Not Available
 Website..... www.goduke.com



17 CONFERENCE CHAMPIONSHIPS ~ 7 STRAIGHT ACC ATLANTIC DIVISION TITLES

ALL-TIME SERIES RECORDS

TEAM	SERIES		
	FIRST MTNG.	LAST MTNG.	STANDINGS W-L-T
Akron	1999	2001	4-0-0
Alabama	1967	2011	7-2-0
Ala-Birmingham	1988	2012	2-0-0
Amherst	1952	1964	7-1-0
Appalachian State	1993	2007	16-0-0
Arizona	1963	2012	5-8-0
Arizona State	1987	2004	23-11-0
Arkansas	1985	2009	0-5-0
Armstrong State	1985	1985	2-0-0
Army	1975	2005	2-0-0
Auburn	1954	2009	75-41-0
Austin Peay	1979	1987	5-0-0
Ball State	1984	1991	19-2-0
Baptist	1988	1990	7-0-0
Belmont Abbey	1969	1969	2-0-0
Bethune-Cookman	2000	2011	5-0-0
Biscayne College	1976	1976	4-0-0
Boston College	2007	2013	21-4-0
Bowling Green	1970	1970	1-0-0
Bradley	1950	1950	1-1-0
Brigham Young	1994	1994	1-0-0
Brooklyn College	1980	1980	1-0-0
Brown	1971	2006	8-1-0
Bucknell	2008	2008	1-1-0
Butler	2004	2004	1-0-0
California	1992	1992	1-0-0
UCLA	2012	2012	1-0-0
UC-Santa Barbara	1996	1996	1-0-0
Cal St-Fullerton	1984	1999	7-10-0
Cal St-Northridge	1996	1996	1-0-0
Campbellsville College	1981	1981	1-0-0
Central Connecticut St.	2010	2010	1-0-0
UCF	1985	2013	26-5-0
Central Michigan	1990	1994	2-0-0
Charleston Southern*	1988	2010	18-0-0
Chicago State	1972	1972	3-0-0
Cincinnati	1953	1991	22-2-0
The Citadel	1998	2003	9-1-0
Clemson	1958	2013	68-59-1
Cleveland State	1981	1982	3-0-0
Coastal Carolina	1991	1996	11-0-0
College of Charleston	1992	1995	9-1-0
Columbus College	1974	1976	5-0-0
Connecticut	1957	1957	0-1-0
Cumberland	1973	1973	2-0-0
Dartmouth	1970	1970	1-0-0
Davidson	1954	1954	1-0-0
Dayton	1980	1980	1-0-0
Delaware	1979	1998	1-1-0
Duke	1954	2013	71-19-0
Duquesne	2008	2008	3-0-0
East Carolina	1962	1984	4-3-0
East Tennessee State	1978	1978	2-0-0
Eastern Illinois	1980	1980	1-0-0
Eastern Michigan	1975	1982	0-2-0
Evansville	2000	2003	4-0-0
Fairleigh Dickinson	1973	1973	2-0-0

TEAM	SERIES		
	FIRST MTNG.	LAST MTNG.	STANDINGS W-L-T
Flagler	1980	1982	4-1-0
Florida	1956	2013	125-101-1
Florida A&M	1971	2002	13-0-0
Florida Atlantic	1995	1998	8-1-0
Florida Gulf Coast	2009	2013	5-1-0
Florida International	1973	2012	16-6-0
Florida Southern	1949	1974	29-13-1
Fresno State	1991	1991	0-1-0
Furman	1955	1994	14-1-0
George Mason	1985	1985	1-0-0
George Washington	1958	1959	2-0-0
Georgia	1951	2011	36-25-0
Georgia Savannah	1948	1948	0-1-0
Georgia Southern**	1948	1985	94-31-0
Ga Southwestern	1976	1976	3-1-0
Georgia State	1981	2010	28-2-0
Georgia Tech	1959	2013	69-43-0
Grambling State	1985	2009	17-1-0
Hawaii	1977	2005	9-9-0
Hawaii-Hilo	1994	2005	10-1-0
Hawaii Pacific	1998	2005	2-1-0
High Point	2009	2009	2-0-0
Hofstra	2007	2012	16-0-0
Holy Cross	1970	1970	2-0-0
Howard	1976	1976	1-1-0
Illinois	1956	1990	5-0-0
Illinois State	2004	2004	1-0-0
Indiana	1956	2013	6-2-0
Indiana State	1986	1986	1-0-0
Iowa	1988	1988	1-0-0
Ithaca	1957	1962	3-0-0
Jackson State	1981	1981	1-0-0
Jacksonville	1960	2013	121-37-0
Jacksonville State	1954	1973	3-0-0
Kearney State	1977	1977	2-0-0
Kent	1992	1992	1-0-0
Kentucky	1965	1977	6-1-0
Kentucky Wesleyan	1968	1969	4-0-0
Kenyon	1952	1952	2-0-0
Lafayette	1971	1990	4-0-0
Lamar	1988	1988	1-0-0
Lenoir-Rhyne	1980	1980	1-0-0
Lewis	1974	1974	0-3-0
Le Moyne	2010	2010	2-1-0
Liberty	1998	2001	2-0-0
Long Beach State	1993	1998	0-2-0
Long Island	1997	1998	2-0-0
Louisiana State	1955	2000	13-6-0
Louisville	1977	1991	15-2-0
Loyola (La.)	1952	1969	11-1-0
Maine	1988	2012	9-0-0
Marietta	1973	1977	1-1-0
Marist	1997	2009	2-0-0
Marshall	1978	1997	5-1-0
Maryland	1965	2013	66-6-0
Memphis State	1977	1991	42-15-0
Mercer	1948	2006	58-8-0

TEAM	SERIES		
	FIRST MTNG.	LAST MTNG.	STANDINGS W-L-T
Mercer-Atlanta	1974	1982	9-0-0
Miami	1951	2013	145-122-4
Michigan	1959	1995	7-1-0
Michigan State	1957	2004	15-6-0
Middle Georgia	1948	1958	2-0-0
Millsaps	1949	1949	1-0-0
Minnesota	1981	2006	17-1-0
Mississippi	1949	1995	7-2-0
Mississippi College	1948	1960	11-4-1
Mississippi State	1964	2007	6-6-0
Missouri-Rolla	1980	1980	2-0-0
Monmouth	1980	1980	1-0-0
Morehead State	1978	1998	3-0-0
Navy	1963	1963	0-1-0
Nebraska	2004	2004	1-0-0
New Orleans	1980	1991	3-3-0
New York University	1970	1970	2-0-0
Nevada-Las Vegas	1977	1984	4-8-0
Niagara	1974	1976	7-0-0
North Carolina	1956	2013	63-29-0
UNC Asheville	1994	2009	21-1-0
UNC Charlotte	1987	1987	2-0-0
UNC Greensboro	1997	1998	4-0-0
NC State	1962	2013	59-27-0
UNC Wilmington	1974	1974	3-0-0
North Central	1977	1977	3-0-0
North Florida	2006	2010	8-2-0
North Georgia	2012	2012	1-0-0
Northeast Louisiana	1964	1964	1-0-0
Northeastern Illinois	1996	1996	1-0-0
Northern Illinois	1971	1971	1-0-0
Northern Iowa	1991	2001	7-0-0
Northern Kentucky	1980	1980	1-0-0
Notre Dame	1956	2002	5-4-0
Oakland	1978	1979	4-0-0
Oglethorpe	1949	1949	0-1-0
Ohio	1970	1974	1-1-0
Ohio State	1960	2009	6-3-0
Oklahoma	1982	1998	2-1-0
Oklahoma State	1986	1986	1-0-0
Old Dominion	1988	1995	2-0-0
Olivet	1977	1977	2-0-0
Oral Roberts	2004	2004	3-0-0
Oregon	2010	2010	2-0-0
Otterbein	1976	1982	7-0-0
Parsons	1967	1967	0-2-0
Penn State	1957	1969	7-2-0
Pittsburgh	1983	2002	19-0-0
Presbyterian	2013	2013	2-0-0
Providence	1999	1999	1-0-0
Purdue	1993	1993	0-1-0
Rhode Island	2012	2013	6-0-0
Rice	1989	1989	2-1-0
Richmond	1972	1992	20-0-0
Rider College	1970	1989	3-0-0
Ripon	1981	1981	2-0-0
Rollins	1948	1973	12-11-0
Rose Hulman	1978	1978	4-0-0



ALL-TIME SERIES RECORDS

TEAM	FIRST MTNG.	LAST MTNG.	SERIES STANDINGS W-L-T
Rutgers	1966	2003	2-0-0
Samford	1985	2012	18-1-0
Santa Clara	1962	1962	1-1-0
Savannah State	2006	2013	7-1-0
Seton Hall	1975	1975	0-1-0
Siena	2000	2007	9-0-0
South Alabama	1969	2013	36-26-1
South Carolina	1969	1991	19-10-0
USF	1969	2013	68-16-0
SE Louisiana	1953	1953	1-1-0
SE Missouri State	1982	1994	3-0-0
Southern	1982	1982	2-0-0
Southern Cal	1963	2000	2-6-0
Southern Illinois	1968	1970	6-1-0
Southern Mississippi	1982	1991	38-12-0
SW Louisiana	1976	1998	6-0-0
Springfield	1967	1968	4-0-0
Spring Hill	1966	1966	4-0-0
St. Bonaventure	1997	1997	1-0-0
St. Francis (Ill.)	1979	1979	3-1-0
St. Joseph's	1972	2005	14-0-0
St. Leo	1969	1998	29-4-0
St. Louis	1965	1981	1-1-0
St. Xavier	1982	1983	2-0-0
Stanford	1992	2012	11-9-0
Stetson	1949	2013	52-22-0
Stony Brook	2012	2012	1-0-0
Tampa	1949	1984	24-3-1
Tennessee	1951	2007	6-4-0
Tennessee-Martin	1979	1979	2-0-0
Tennessee Tech	1983	1984	3-0-0
Texas	1965	2003	3-4-0
Texas A&M	1986	2011	3-3-0
Texas Christian	2010	2010	0-2-0
Troy	1948	2013	15-2-0
Tulane	1967	2008	39-18-0
Union	1970	1971	5-0-0
Valdosta State	1963	2011	24-4-1
Valparaiso	1982	1982	1-0-0
Vanderbilt	1972	2010	4-2-0
Villanova	2013	2013	3-0-0
Virginia	1972	2013	48-24-0
VMI	1990	2011	17-0-0
Virginia Tech	1967	2013	40-11-0
Wake Forest	1962	2013	82-21-0
Washington State	1988	1988	2-0-0
Western Carolina	1992	2002	4-1-0
Western Kentucky	1978	2001	14-1-0
Western Michigan	1959	1974	6-8-0
West Florida	1981	1984	5-0-0
West Virginia	1956	2004	4-2-0
Wichita State	1989	2008	4-5-0
William & Mary	1967	1967	1-0-0
Wingate	1980	1983	6-0-0
Winthrop	1993	2006	4-1-0
Wisconsin	1955	1958	8-1-0
Wright State	1979	1980	3-1-0
Yale	1957	1957	2-0-0

*Formerly Baptist College

**Formerly Georgia Teachers

OTHER AMATEUR TEAMS

TEAM	FIRST MTNG.	LAST MTNG.	SERIES STANDINGS W-L-T
Camp LeJeune	1959	1959	3-0-0
Georgia Teachers	1948	1959	17-2-0
Jacksonville Navy	1953	1955	3-2-0
Pensacola Navy	1965	1965	3-0-0
Valdosta Red Sox	1968	1968	4-0-0

PROFESSIONAL EXHIBITIONS

TEAM	FIRST MTNG.	LAST MTNG.	SERIES STANDINGS W-L-T
Birmingham (AA)	1968	1968	0-3-0
Knoxville (A)	1958	1958	1-0-0
Pittsfield (AA)	1968	1968	0-3-0
Tallahassee Citizens	1951	1951	1-0-0
Tallahassee Rebels	1954	1954	1-1-0
Pawtucket (AAA)	1970	1970	0-1-0
Baltimore (AL)	1970	1970	0-1-0
New York (AL)	1978	1985	1-1-0
Atlanta (NL)	1981	1982	1-1-0
Kansas City (AL)	1988	1988	Rain
Florida (NL)	1994	2001	0-2-0
Tampa Bay (AL)	1998	1998	0-1-0
Philadelphia (NL)	2007	2011	0-3-0

AGAINST THE ACC

TEAM	W-L-T	PCT.
Boston College	21-4-0	.840
Clemson	68-59-1	.535
Duke	71-19-0	.789
Georgia Tech	69-43-0	.616
Maryland	66-6-0	.917
Miami	145-122-4	.542
North Carolina	63-29-0	.685
NC State	59-27-0	.686
Notre Dame	5-4-0	.556
Pittsburgh	19-0-0	1.000
Virginia	48-24-0	.667
Virginia Tech	40-11-0	.784
Wake Forest	82-21-0	.796
RECORD AGAINST THE ACC	756-369-5	.671

AGAINST STATE SCHOOLS

TEAM	W-L-T	PCT.
Bethune-Cookman	5-0-0	1.000
Biscayne (St. Thomas)	4-0-0	1.000
UCF	26-5-0	.821
Flagler	4-1-0	.800
Florida	125-101-1	.551
Florida A&M	13-0-0	1.000
Florida Atlantic	8-1-0	.889
Florida Gulf Coast	5-1-0	.800
Florida International	16-6-0	.727
Florida Southern	29-13-1	.686
Jacksonville	121-37-0	.763
Miami	145-122-4	.541
North Florida	8-2-0	.800
Rollins	12-11-0	.522
USF	68-16-0	.802
St. Leo	29-4-0	.879
Stetson	52-22-0	.686
Tampa	24-3-1	.875
West Florida	5-0-0	1.000
RECORD AGAINST THE STATE	699-345-7	.668



17 CONFERENCE CHAMPIONSHIPS ~ 7 STRAIGHT ACC ATLANTIC DIVISION TITLES

ALL-TIME ACC RESULTS

BOSTON COLLEGE: 21-4

At Florida State: FSU leads 9-2
At Boston College: FSU leads 10-2
At Neutral: FSU leads 2-0

Apr 7, 2006	Chestnut Hill, MA	W, 7-1
Apr 8, 2006	Chestnut Hill, MA	W, 4-2
Apr 9, 2006	Chestnut Hill, MA	W, 7-5
Mar 23, 2007	Tallahassee	W, 5-1
Mar 24, 2007	Tallahassee	10-3
Mar 25, 2007	Tallahassee	W, 7-0
Apr 11, 2008	Chestnut Hill, MA	W, 8-6
Apr 11, 2008	Chestnut Hill, MA	W, 4-3
Apr 12, 2008	Chestnut Hill, MA	W, 17-2
Mar 6, 2009	Tallahassee	W, 4-1
Mar 7, 2009	Tallahassee	L, 6-14
Mar 8, 2009	Tallahassee	L, 5-12
May 20, 2009^	Durham, NC	W, 7-2
May 7, 2010	Chestnut Hill, MA	L, 7-10
May 8, 2010	Chestnut Hill, MA	W, 6-4
May 9, 2010	Chestnut Hill, MA	W, 11-6
May 28, 2010^	Greensboro, NC	W, 12-7
Mar 11, 2011	Tallahassee	W, 3-1
Mar 12, 2011	Tallahassee	W, 15-6
Mar 13, 2011	Tallahassee	W, 4-3
Apr 13, 2012	Chestnut Hill, MA	W, 6-5
Apr 14, 2012	Chestnut Hill, MA	W, 6-3
Apr 15, 2012	Chestnut Hill, MA	L, 6-17
Mar 8, 2013	Tallahassee	W, 4-0
Mar 9, 2013	Tallahassee	W, 9-4
Mar 10, 2013	Tallahassee	W, 9-1

FSU Most Runs (Gm): 17 (2008)

FSU Widest Margin: 17-2 (2008)

BC Most Runs: 17 (2012)

BC Widest Margin: 11 (2012)

High-Scoring Game: 23 (BC 17-6, 2012)

Low-Scoring Game: 4 (FSU 3-1, 2011; FSU 4-0, 2013)

Longest FSU Win Streak: 10 (2006-09)

Shutouts By: FSU 2

CLEMSON: 68-59-1

At Florida State: FSU leads 37-16-1
At Clemson: Clemson leads 30-19
At Neutral: Clemson leads 13-12

Jun 7, 1958§	Gastonia, NC	L, 5-8
Jun 5, 1959§	Gastonia, NC	L, 2-24
Jun 6, 1959§	Gastonia, NC	L, 0-5
Mar 30, 1962	Tallahassee	W, 14-8
Apr 19, 1962	Tallahassee	L, 11-14
Mar 21, 1963	Tallahassee	W, 10-7
Mar 22, 1963	Tallahassee	L, 7-12
Mar 23, 1963	Tallahassee	W, 12-3
Mar 19, 1964	Tallahassee	W, 8-5
Mar 20, 1964	Tallahassee	L, 5-8
Mar 21, 1964	Tallahassee	W, 12-6
Apr 26, 1965	Clemson, SC	L, 8-9
Apr 27, 1965	Clemson, SC	W, 13-11
Apr 27, 1965	Clemson, SC	W, 16-3
May 23, 1966	Tallahassee	W, 11-5
May 24, 1966	Tallahassee	W, 4-3
May 25, 1966	Tallahassee	L, 3-4
Jun 2, 1967§	Gastonia, NC	W, 5-3
Jun 3, 1967§	Gastonia, NC	L, 4-6
Apr 13, 1969	Tallahassee	W, 6-2
Apr 14, 1969	Tallahassee	W, 3-1
Apr 17, 1971	Clemson, SC	L, 0-11
Apr 18, 1971	Clemson, SC	L, 7-12
Apr 19, 1971	Clemson, SC	L, 2-3
Mar 10, 1972	Tallahassee	W, 11-7
Mar 11, 1972	Tallahassee	W, 6-3
Mar 12, 1972	Tallahassee	W, 20-3
Apr 26, 1973	Clemson, SC	L, 1-2
Apr 26, 1973	Clemson, SC	W, 2-1
Apr 28, 1973	Clemson, SC	W, 9-1

Mar 8, 1974	Tallahassee	W, 6-3
Mar 9, 1974	Tallahassee	L, 5-7
Mar 10, 1974	Tallahassee	W, 5-3
Feb 28, 1981	Tallahassee	W, 9-8
Mar 1, 1981	Tallahassee	W, 11-7
Apr 1, 1982	Clemson, SC	W, 8-1
Apr 2, 1982	Clemson, SC	W, 7-6
Mar 1, 1983	Tallahassee	W, 5-4
Mar 2, 1983	Tallahassee	T, 3-3
Mar 29, 1984	Clemson, SC	L, 0-13
Mar 30, 1984	Clemson, SC	L, 3-13
May 28, 1989*	Tallahassee	W, 8-1
Mar 27, 1992	Clemson, SC	L, 4-10
Mar 28, 1992	Clemson, SC	L, 0-12
Mar 29, 1992	Clemson, SC	L, 0-14
May 11, 1992^	Greenville, SC	L, 2-5
May 13, 1992^	Greenville, SC	L, 0-11
May 7, 1993	Tallahassee	L, 6-7
May 8, 1993	Tallahassee	W, 4-3
May 9, 1993	Tallahassee	L, 1-5
May 16, 1993^	Greenville, SC	L, 1-6
May 19, 1993^	Greenville, SC	W, 7-5
May 7, 1994	Clemson, SC	L, 2-5
May 8, 1994	Clemson, SC	L, 5-9
May 9, 1994	Clemson, SC	W, 8-3
May 21, 1994^	Greenville, SC	W, 10-4
May 22, 1994^	Greenville, SC	L, 1-4
Apr 21, 1995	Tallahassee	W, 5-2
Apr 22, 1995	Tallahassee	W, 7-2
Apr 23, 1995	Tallahassee	W, 9-8
May 19, 1995^	Greenville, SC	L, 0-11
May 20, 1995^	Greenville, SC	W, 12-2
May 21, 1995^	Greenville, SC	W, 8-2
May 4, 1996	Clemson, SC	L, 0-3
May 5, 1996	Clemson, SC	L, 1-2
May 6, 1996	Clemson, SC	L, 0-2
May 18, 1996^	Durham, NC	W, 2-1
Apr 4, 1997	Tallahassee	L, 7-10
Apr 5, 1997	Tallahassee	W, 20-5
Apr 6, 1997	Tallahassee	W, 11-10
May 16, 1997^	St. Petersburg, FL	W, 8-4
May 17, 1997^	St. Petersburg, FL	W, 10-0
Apr 24, 1998	Clemson, SC	L, 1-2
Apr 25, 1998	Clemson, SC	L, 4-5
Apr 26, 1998	Clemson, SC	W, 7-2
Apr 9, 1999	Tallahassee	W, 8-0
Apr 10, 1999	Tallahassee	L, 4-8
Apr 11, 1999	Tallahassee	W, 5-3
May 22, 1999^	Durham, NC	L, 7-8
May 6, 2000	Clemson, SC	L, 7-8
May 7, 2000	Clemson, SC	L, 4-5
May 8, 2000	Clemson, SC	L, 4-7
May 18, 2000^	Fort Mill, SC	L, 4-8
Apr 6, 2001	Tallahassee	W, 7-4
Apr 7, 2001	Tallahassee	W, 7-6
Apr 8, 2001	Tallahassee	W, 6-1
May 18, 2001^	Fort Mill, SC	W, 5-4
May 17, 2002	Clemson, SC	W, 9-3
May 18, 2002	Clemson, SC	W, 12-3
May 19, 2002	Clemson, SC	W, 9-3
May 23, 2002^	St. Petersburg, FL	W, 9-4
May 25, 2002^	St. Petersburg, FL	W, 4-1
Apr 11, 2003	Tallahassee	L, 4-8
Apr 12, 2003	Tallahassee	W, 7-2
Apr 13, 2003	Tallahassee	W, 8-1
May 1, 2004	Clemson, SC	W, 11-6
May 2, 2004	Clemson, SC	W, 10-1
May 3, 2004	Clemson, SC	L, 8-19
Apr 2, 2005	Tallahassee	W, 3-1
Apr 3, 2005	Tallahassee	W, 5-4
Apr 3, 2005	Tallahassee	L, 3-7
May 12, 2006	Clemson, SC	L, 1-9
May 13, 2006	Clemson, SC	L, 3-4 (10)
May 14, 2006	Clemson, SC	L, 2-11
May 11, 2007	Tallahassee	W, 11-1
May 12, 2007	Tallahassee	L, 6-7
May 13, 2007	Tallahassee	L, 6-11

May 26, 2007^	Jacksonville, FL	L, 1-5
May 3, 2008	Clemson, SC	W, 9-8 (10)
May 4, 2008	Clemson, SC	W, 13-4
May 5, 2008	Clemson, SC	W, 4-2
Mar 20, 2009	Tallahassee	W, 5-2
Mar 21, 2009	Tallahassee	L, 7-8 (11)
Mar 22, 2009	Tallahassee	W, 7-4
May 20, 2010	Clemson, SC	L, 8-9
May 21, 2010	Clemson, SC	L, 4-8
May 22, 2010	Clemson, SC	L, 3-8
May 19, 2011	Tallahassee	W, 8-6
May 20, 2011	Tallahassee	L, 4-7
May 21, 2011	Tallahassee	L, 5-8
May 26, 2011^	Durham, NC	W, 6-3
May 12, 2012	Clemson, SC	L, 2-7
May 14, 2012	Clemson, SC	L, 7-9
May 14, 2012	Clemson, SC	W, 9-5
May 25, 2012^	Greensboro, NC	L, 7-9
May 16, 2013	Tallahassee	L, 2-8
May 17, 2013	Tallahassee	W, 2-1
May 18, 2013	Tallahassee	W, 6-1

FSU Most Runs (Gm): 20 (1972, 1997)

FSU Widest Margin: 20-3 (1972)

CU Most Runs (Gm): 19 (2004)

CU Widest Margin: 14-2 (1992)

High-Scoring Game: 27 (CU 8-19, 2004)

Low Scoring Game: 2 (CU 2-0, 1996)

Longest FSU Win Streak: 9 (2000-02)

Longest CU Win Streak: 6 (1992-93)

Shutouts By: FSU 3, CU 7

DUKE: 71-19

At Florida State: FSU leads 39-7

At Duke: FSU leads 24-8

At Neutral: FSU leads 8-4

Apr 1, 1954	Tallahassee	L, 4-8
Apr 2, 1954	Tallahassee	L, 2-6
Jun 1, 1956§	Gastonia, NC	W, 2-1
Jun 2, 1956§	Gastonia, NC	L, 2-4
Jun 3, 1956§	Gastonia, NC	L, 6-7
Mar 27, 1957	Tallahassee	W, 2-0
Mar 30, 1957	Tallahassee	L, 1-8
Jun 1, 1957§	Gastonia, NC	W, 3-2
Jun 2, 1957§	Gastonia, NC	L, 6-8
Jun 3, 1957§	Gastonia, NC	W, 4-1
Mar 30, 1959	Tallahassee	L, 3-6
Apr 2, 1959	Tallahassee	W, 5-1
Mar 27, 1961	Tallahassee	W, 10-6
Mar 28, 1961	Tallahassee	W, 4-0
Mar 29, 1961	Tallahassee	W, 7-5
Mar 30, 1961	Tallahassee	W, 8-2
Jun 1, 1961§	Gastonia, NC	L, 2-7
Apr 20, 1962	Durham, NC	W, 3-1
Apr 21, 1962	Durham, NC	L, 4-5
Apr 25, 1963	Tallahassee	W, 6-0
Mar 28, 1964	Tallahassee	W, 10-4
Mar 30, 1965	Tallahassee	W, 9-4
Feb 1, 1991	Tallahassee	W, 8-5
Feb 2, 1991	Tallahassee	W, 10-4
Feb 3, 1991	Tallahassee	W, 9-3
Feb 21, 1992	Tallahassee	W, 13-1
Feb 22, 1992	Tallahassee	L, 4-5
Feb 23, 1992	Tallahassee	W, 1-0
Mar 22, 1993	Durham, NC	L, 0-3
Mar 23, 1993	Durham, NC	W, 8-5
Mar 24, 1993	Durham, NC	W, 3-1
May 3, 1994	Tallahassee	L, 1-4
May 4, 1994	Tallahassee	W, 11-7
May 5, 1994	Tallahassee	L, 4-5
Mar 24, 1995	Durham, NC	L, 5-14
Mar 25, 1995	Durham, NC	W, 9-5
Mar 26, 1995	Durham, NC	W, 6-2
Apr 19, 1996	Tallahassee	W, 6-2
Apr 20, 1996	Tallahassee	W, 14-4
Apr 21, 1996	Tallahassee	W, 9-7



ALL-TIME ACC RESULTS

May 17, 1996^	Durham, NC	W, 7-3
Mar 21, 1997	Durham, NC	W, 7-3
Mar 22, 1997	Durham, NC	W, 8-3
Mar 23, 1997	Durham, NC	L, 3-4
May 14, 1997^	St. Petersburg, FL	W, 4-2
May 17, 1997^	St. Petersburg, FL	W, 12-2
Mar 20, 1998	Tallahassee	W, 6-5
Mar 21, 1998	Tallahassee	W, 9-4
Mar 22, 1998	Tallahassee	W, 10-9
May 15, 1999	Durham, NC	W, 11-3
May 16, 1999	Durham, NC	W, 9-1
May 17, 1999	Durham, NC	W, 7-0
Mar 10, 2000	Tallahassee	W, 17-0
Mar 11, 2000	Tallahassee	W, 8-3
Mar 12, 2000	Tallahassee	W, 9-6
May 11, 2001	Durham, NC	W, 12-3
May 12, 2001	Durham, NC	W, 12-4
May 13, 2001	Durham, NC	L, 7-8
May 5, 2002	Tallahassee	W, 18-4
May 6, 2002	Tallahassee	W, 18-5
May 7, 2002	Tallahassee	W, 13-3
May 22, 2002^	St. Petersburg, FL	W, 10-7
May 16, 2003	Durham, NC	W, 11-6
May 16, 2003	Durham, NC	W, 12-7
May 17, 2003	Durham, NC	W, 15-8
May 22, 2003^	Salem, VA	W, 13-0
May 14, 2004	Tallahassee	W, 7-5
May 15, 2004	Tallahassee	W, 10-0
May 16, 2004	Tallahassee	W, 5-4
May 27, 2004^	Salem, VA	W, 6-3
Mar 25, 2005	Durham, NC	W, 5-3
Mar 26, 2005	Durham, NC	W, 11-4
Mar 26, 2005	Durham, NC	L, 7-8
Mar 24, 2006	Tallahassee	W, 7-2
Mar 25, 2006	Tallahassee	W, 12-4
Mar 26, 2006	Tallahassee	W, 15-5
Mar 30, 2007	Durham, NC	15-3
Mar 31, 2007	Durham, NC	L, 5-8
Apr 1, 2007	Durham, NC	W, 8-5
Apr 16, 2010	Durham, NC	W, 16-3
Apr 17, 2010	Durham, NC	L, 6-10
Apr 18, 2010	Durham, NC	W, 8-3
Apr 22, 2011	Tallahassee	W, 2-1
Apr 23, 2011	Tallahassee	W, 10-3
Apr 24, 2011	Tallahassee	W, 13-9
Mar 9, 2012	Durham, NC	W, 5-3
Mar 10, 2012	Durham, NC	W, 5-0
Mar 11, 2012	Durham, NC	W, 10-2
Apr 12, 2013	Tallahassee	W, 16-2
Apr 13, 2013	Tallahassee	W, 8-5
Apr 13, 2013	Tallahassee	W, 8-3

FSU Most Runs (Gm): 18 (2002, 2002)
FSU Widest Margin: 17-0 (2000)
DU Most Runs (Gm): 14 (1995)
DU Widest Margin: 14-5 (1995)
High-Scoring Game: 23 (FSU 18-5, 2002; FSU 15-8, 2003)
Low Scoring Game: 2 (FSU 2-0, 1957)
Longest FSU Win Streak: 13 (1997-01)
Shutouts By: FSU 9, DU 1

GEORGIA TECH: 69-43

At Florida State: FSU leads 37-17
At Georgia Tech: FSU leads 25-16
At Neutral: Georgia Tech leads 10-7

Jun 5, 1959\$	Gastonia, NC	W, 16-9
Mar 19, 1962	Tallahassee	W, 10-4
Mar 20, 1962	Tallahassee	W, 9-8
Mar 21, 1962	Tallahassee	W, 7-6
May 16, 1963	Tallahassee	W, 10-5
May 16, 1963	Tallahassee	L, 4-5
Mar 23, 1964	Tallahassee	W, 5-0
Mar 24, 1964	Tallahassee	W, 3-2
Apr 21, 1964	Atlanta, GA	W, 14-1
May 3, 1969	Tallahassee	W, 2-1
May 3, 1969	Tallahassee	L, 5-8

Apr 29, 1972	Tallahassee	W, 4-2
Apr 30, 1972	Tallahassee	W, 8-3
Apr 28, 1973	Atlanta, GA	L, 0-1
Apr 29, 1973	Atlanta, GA	L, 2-3
Apr 12, 1975	Tallahassee	W, 11-0
Apr 13, 1975	Tallahassee	W, 9-3
May 2, 1976	Atlanta, GA	W, 18-6
May 2, 1976	Atlanta, GA	L, 3-4
May 11, 1978	Tallahassee	W, 4-3
May 13, 1978	Tallahassee	W, 8-4
Apr 28, 1979	Atlanta, GA	W, 5-2
Apr 29, 1979	Atlanta, GA	W, 11-4
Feb 18, 1984	Tallahassee	W, 12-6
Feb 19, 1984	Tallahassee	L, 2-15
Apr 28, 1985	Atlanta, GA	W, 19-0
Apr 29, 1985	Atlanta, GA	W, 13-3
May 24, 1985*	Tallahassee	W, 9-1
May 26, 1985*	Tallahassee	L, 3-8
Feb 22, 1986	Tallahassee	W, 6-4
Feb 23, 1986	Tallahassee	W, 9-4
Mar 31, 1987	Atlanta, GA	W, 7-5
Apr 1, 1987	Atlanta, GA	W, 10-8
Apr 23, 1988	Tallahassee	W, 15-2
Apr 24, 1988	Tallahassee	L, 2-10
Feb 6, 1989	Tallahassee	W, 14-1
Apr 3, 1992	Tallahassee	W, 9-6
Apr 4, 1992	Tallahassee	W, 3-2
Apr 5, 1992	Tallahassee	L, 3-10
Apr 2, 1993	Atlanta, GA	L, 3-10
Apr 3, 1993	Atlanta, GA	W, 17-3
Apr 4, 1993	Atlanta, GA	W, 5-1
May 18, 1993^	Greenville, SC	W, 5-2
Apr 29, 1994	Tallahassee	W, 6-4
Apr 30, 1994	Tallahassee	L, 2-6
May 1, 1994	Tallahassee	L, 5-7
Jun 5, 1994***	Omaha, NE	L, 4-12 (10)
May 5, 1995	Atlanta, GA	L, 4-5
May 6, 1995	Atlanta, GA	L, 9-11
May 7, 1995	Atlanta, GA	W, 14-9
Apr 26, 1996	Tallahassee	W, 16-4
Apr 27, 1996	Tallahassee	W, 6-3
Apr 28, 1996	Tallahassee	L, 1-4 (10)
Apr 18, 1997	Atlanta, GA	W, 10-9
Apr 19, 1997	Atlanta, GA	W, 11-6
Apr 20, 1997	Atlanta, GA	L, 11-12
Apr 17, 1998	Tallahassee	W, 3-2
Apr 18, 1998	Tallahassee	W, 8-3
Apr 19, 1998	Tallahassee	W, 10-5
Apr 30, 1999	Atlanta, GA	L, 2-3
May 1, 1999	Atlanta, GA	W, 18-4
May 2, 1999	Atlanta, GA	W, 4-2
May 20, 1999^	Durham, NC	W, 7-3
Apr 21, 2000	Tallahassee	W, 6-0
Apr 22, 2000	Tallahassee	L, 0-5
Apr 23, 2000	Tallahassee	W, 7-5
May 20, 2000^	Ft. Mill, SC	L, 3-10
Apr 27, 2001	Atlanta, GA	L, 8-9
Apr 28, 2001	Atlanta, GA	W, 6-2
Apr 29, 2001	Atlanta, GA	L, 2-12
May 17, 2001^	Ft. Mill, SC	L, 5-6
Apr 19, 2002	Tallahassee	W, 4-3
Apr 20, 2002	Tallahassee	W, 14-9
Apr 21, 2002	Tallahassee	W, 13-1
May 25, 2002^	St. Petersburg, FL	W, 7-4
May 3, 2003	Atlanta, GA	W, 7-1
May 3, 2003	Atlanta, GA	L, 4-5 (10)
May 4, 2003	Atlanta, GA	W, 12-7
May 25, 2003^	Salem, VA	L, 7-10
Apr 23, 2004	Tallahassee	L, 4-11
Apr 24, 2004	Tallahassee	L, 2-12
Apr 25, 2004	Tallahassee	L, 6-7
May 28, 2004^	Salem, VA	L, 4-13
May 29, 2004^	Salem, VA	W, 8-7
May 30, 2004^	Salem, VA	W, 17-5
Apr 15, 2005	Atlanta, GA	L, 4-6
Apr 16, 2005	Atlanta, GA	L, 8-9
Apr 17, 2005	Atlanta, GA	L, 4-9

May 26, 2005^	Jacksonville, FL	L, 4-5
May 28, 2005^	Jacksonville, FL	L, 2-18 (7)
Apr 21, 2006	Tallahassee	L, 8-15
Apr 23, 2006	Tallahassee	L, 4-10
Apr 23, 2006	Tallahassee	L, 7-8
May 17, 2007	Atlanta, GA	W, 17-2
May 18, 2007	Atlanta, GA	W, 10-2
May 19, 2007	Atlanta, GA	W, 17-11
Mar 14, 2008	Tallahassee	W, 8-7
Mar 15, 2008	Tallahassee	W, 11-2
Mar 16, 2008	Tallahassee	W, 17-8
May 8, 2009	Atlanta, GA	L, 3-12
May 9, 2009	Atlanta, GA	W, 8-6
May 10, 2009	Atlanta, GA	L, 5-6
May 23, 2009^	Durham, NC	L, 2-9
May 28, 2011^	Durham, NC	W, 4-2
Apr 6, 2012	Atlanta, GA	W, 2-1 (10)
Apr 7, 2012	Atlanta, GA	W, 12-7
Apr 8, 2012	Atlanta, GA	W, 8-4
May 23, 2012^	Greensboro, NC	L, 4-5
Mar 22, 2013	Tallahassee	L, 0-10
Mar 22, 2013	Tallahassee	W, 11-3
Mar 24, 2013	Tallahassee	W, 8-6
May 22, 2013^	Durham, NC	L, 3-4

FSU Most Runs (Gm): 19 (1985)
FSU Widest Margin: 19-0 (1985)
GT Most Runs (Gm): 18 (2005)
GT Widest Margin: 18-2 (2005)
High-Scoring Game: 28 (FSU 17, GT 11 2007)
Low Scoring Game: 1 (GT 1-0, 1973)
Longest FSU Win Streak: 6 (2007-08)
Longest GT Win Streak: 8 (2005-06)
Shutouts By: FSU 4, GT 3

MARYLAND: 66-6

At Florida State: FSU leads 33-3
At Maryland: FSU leads 30-3
At Neutral: FSU leads 3-0

May 27, 1965	Tallahassee	W, 7-3
Apr 2, 1970	Tallahassee	W, 6-2
Apr 5, 1970	Tallahassee	W, 4-3
May 29, 1970\$	Gastonia, NC	W, 10-1
May 1, 1992	Tallahassee	W, 12-4
May 2, 1992	Tallahassee	W, 15-3
May 3, 1992	Tallahassee	W, 18-5
May 1, 1993	College Park, MD	W, 10-4
May 2, 1993	College Park, MD	L, 2-5
May 3, 1993	College Park, MD	W, 13-5
Mar 17, 1994	Tallahassee	W, 5-2
Mar 18, 1994	Tallahassee	W, 6-0
Mar 19, 1994	Tallahassee	L, 4-6
May 19, 1994^	Greenville, SC	W, 7-1
Apr 29, 1995	College Park, MD	W, 9-1
May 1, 1995	College Park, MD	W, 7-1 (10)
May 1, 1995	College Park, MD	W, 1-0
Mar 15, 1996	Tallahassee	W, 8-6
Mar 16, 1996	Tallahassee	W, 16-2
Mar 17, 1996	Tallahassee	W, 16-5
Apr 26, 1997	College Park, MD	W, 16-3
Apr 27, 1997	College Park, MD	W, 27-2
Apr 28, 1997	College Park, MD	W, 13-3
Mar 26, 1998	Tallahassee	L, 6-14
Mar 27, 1998	Tallahassee	W, 14-2
Mar 28, 1998	Tallahassee	W, 10-0
May 7, 1999	College Park, MD	W, 9-3
May 8, 1999	College Park, MD	W, 13-4
May 9, 1999	College Park, MD	W, 26-2
May 19, 1999^	Durham, NC	W, 4-1
Mar 23, 2000	Tallahassee	W, 11-0
Mar 24, 2000	Tallahassee	W, 11-0
Mar 25, 2000	Tallahassee	W, 10-0
May 4, 2001	College Park, MD	W, 8-1
May 5, 2001	College Park, MD	W, 11-5
May 6, 2001	College Park, MD	W, 13-1
May 10, 2002	Tallahassee	W, 4-0



17 CONFERENCE CHAMPIONSHIPS ~ 7 STRAIGHT ACC ATLANTIC DIVISION TITLES

ALL-TIME ACC RESULTS

May 11, 2002	Tallahassee	W, 10-8
May 12, 2002	Tallahassee	W, 6-5
May 9, 2003	College Park, MD	W, 15-4
May 10, 2003	College Park, MD	W, 14-6
May 11, 2003	College Park, MD	W, 17-7
Mar 19, 2004	Tallahassee	W, 16-6
Mar 20, 2004	Tallahassee	W, 10-1
Mar 21, 2004	Tallahassee	W, 13-6
May 6, 2005	College Park, MD	W, 7-2
May 7, 2005	College Park, MD	W, 8-1
May 8, 2005	College Park, MD	W, 4-2
Mar 10, 2006	Tallahassee	W, 9-7
Mar 11, 2006	Tallahassee	W, 6-2
Mar 12, 2006	Tallahassee	W, 4-3
May 4, 2007	College Park, MD	W, 9-3
May 5, 2007	College Park, MD	W, 20-5
May 6, 2007	College Park, MD	W, 3-2
Mar 8, 2008	Tallahassee	W, 5-4
Mar 8, 2008	Tallahassee	W, 16-0
Mar 9, 2008	Tallahassee	W, 9-8
Mar 27, 2009	College Park, MD	W, 6-2
Mar 28, 2009	College Park, MD	W, 10-2
Mar 29, 2009	College Park, MD	W, 21-5
Mar 26, 2010	Tallahassee	W, 4-1
Mar 27, 2010	Tallahassee	W, 12-5
Mar 28, 2010	Tallahassee	W, 9-5
Apr 1, 2011	College Park, MD	W, 6-0
Apr 2, 2011	College Park, MD	L, 0-5
Apr 3, 2011	College Park, MD	W, 12-3
May 5, 2012	Tallahassee	W, 10-3
May 6, 2012	Tallahassee	W, 9-2
May 7, 2012	Tallahassee	L, 5-8
Mar 15, 2013	College Park, MD	L, 3-5
Mar 16, 2013	College Park, MD	W, 7-6
Mar 17, 2013	College Park, MD	W, 4-3

FSU Most Runs (Gm): 27 (1997)
FSU Widest Margin: 27-2 (1997)
MD Most Runs (Gm): 14 (1998)
MD Widest Margin: 14-6 (1998)
High-Scoring Game: 29 (FSU 27-2, 1997)
Low Scoring Game: 1 (FSU 1-0, 1995)
Longest FSU Win Streak: 40 (1998-2011)
Longest MD Win Streak: 2 (2012-2013)
Shutouts By: FSU 9, MD 1

MIAMI: 145-122-4

At Florida State: FSU leads 76-54-2
At Miami: FSU leads 64-63-2
At Neutral: Series tied 5-5

Mar 23, 1951	Miami	L, 2-11
Mar 24, 1951	Miami	W, 13-4
Apr 4, 1952	Tallahassee	W, 3-1
Apr 5, 1952	Tallahassee	W, 7-0
Apr 15, 1955	Miami	W, 4-3
Apr 16, 1955	Miami	L, 4-5
Apr 27, 1956	Tallahassee	W, 13-5
Apr 28, 1956	Tallahassee	W, 2-0
Apr 16, 1957	Tallahassee	W, 15-3
Apr 17, 1957	Tallahassee	W, 21-3
Apr 29, 1957	Miami	W, 15-3
Apr 30, 1957	Miami	L, 1-2
Apr 18, 1958	Tallahassee	W, 18-0
Apr 19, 1958	Tallahassee	L, 7-12
May 5, 1958	Miami	W, 9-2
May 6, 1958	Miami	W, 6-1
Mar 14, 1960	Miami	W, 6-3
Mar 15, 1960	Miami	W, 10-6
May 13, 1960	Tallahassee	W, 16-3
May 14, 1960	Tallahassee	W, 9-5
Apr 17, 1961	Miami	W, 2-0
Apr 18, 1961	Miami	W, 14-6
Apr 16, 1962	Tallahassee	L, 4-6
Apr 17, 1962	Tallahassee	W, 9-8
Apr 1, 1963	Miami	W, 2-1
Apr 2, 1963	Miami	L, 1-4

Mar 12, 1965	Tallahassee	W, 7-4
Mar 13, 1965	Tallahassee	W, 9-4
Mar 13, 1965	Tallahassee	T, 9-9
Apr 8, 1966	Tallahassee	L, 1-6
Apr 9, 1966	Tallahassee	W, 10-2
Mar 3, 1967	Miami	W, 9-4
Mar 4, 1967	Miami	W, 6-5
Apr 19, 1968	Tallahassee	W, 4-1
Apr 20, 1968	Tallahassee	W, 7-6
Mar 7, 1969	Miami	W, 6-2
Mar 8, 1969	Miami	W, 5-0
Mar 21, 1970	Miami	W, 10-1
Mar 22, 1970	Miami	W, 8-3
May 8, 1970	Tallahassee	W, 11-4
May 9, 1970	Tallahassee	W, 6-2
Mar 20, 1971	Miami	W, 5-4
Mar 21, 1971	Miami	L, 4-5
Apr 9, 1971	Tallahassee	W, 7-5
Apr 10, 1971	Tallahassee	L, 4-7
Mar 20, 1972	Miami	W, 7-4
May 10, 1972	Tallahassee	L, 4-5
May 10, 1972	Tallahassee	L, 3-4
May 11, 1972	Tallahassee	W, 4-3
Feb 15, 1973	Miami	L, 1-5
Mar 24, 1973	Miami	W, 7-6
Mar 25, 1973	Miami	W, 8-2
Apr 19, 1973	Tallahassee	L, 1-10
Apr 20, 1973	Tallahassee	W, 4-1
Mar 16, 1974	Miami	L, 2-3
Mar 17, 1974	Miami	L, 3-4
Apr 18, 1974	Tallahassee	W, 2-1
Apr 18, 1974	Tallahassee	W, 7-4
Apr 19, 1974	Tallahassee	L, 3-17
Mar 25, 1975	Miami	W, 3-0
Mar 26, 1975	Miami	L, 0-2
Mar 27, 1975	Miami	W, 10-7
Apr 4, 1975	Tallahassee	W, 8-0
Apr 5, 1975	Tallahassee	W, 5-2
May 23, 1975*	Starkville, MS	W, 1-0
May 25, 1975*	Starkville, MS	W, 6-5
Feb 23, 1976	Miami	W, 5-1
May 5, 1976	Tallahassee	L, 1-6
May 6, 1976	Tallahassee	L, 7-9
May 6, 1976	Tallahassee	W, 20-4
Apr 18, 1977	Tallahassee	W, 14-10
Apr 19, 1977	Tallahassee	L, 4-10
Apr 25, 1977	Miami	L, 10-12
Apr 26, 1977	Miami	L, 3-12
Apr 26, 1977	Miami	L, 2-10
May 20, 1978*	Miami	L, 2-7
Mar 30, 1979	Miami	L, 3-4
Mar 31, 1979	Miami	L, 3-5
Apr 11, 1979	Tallahassee	W, 9-2
Apr 12, 1979	Tallahassee	W, 3-2
Feb 22, 1980	Miami	L, 0-10
Feb 23, 1980	Miami	L, 3-4
Feb 24, 1980	Miami	W, 9-8
May 3, 1980	Tallahassee	L, 6-10
May 4, 1980	Tallahassee	W, 7-5
May 5, 1980	Tallahassee	L, 5-7
Mar 6, 1981	Miami	L, 3-4
Mar 7, 1981	Miami	L, 8-10
Mar 8, 1981	Miami	L, 4-19
May 2, 1981	Tallahassee	L, 2-3
May 3, 1981	Tallahassee	W, 5-4
May 4, 1981	Tallahassee	L, 3-4
May 23, 1981*	Miami	L, 6-14
Mar 26, 1982	Tallahassee	L, 5-6
Mar 27, 1982	Tallahassee	W, 5-3
Mar 28, 1982	Tallahassee	W, 9-3
May 7, 1982	Miami	L, 5-11
May 8, 1982	Miami	W, 9-2
May 9, 1982	Miami	T, 7-7
Feb 25, 1983	Miami	L, 0-9
Feb 26, 1983	Miami	L, 2-4
Apr 15, 1983	Tallahassee	W, 6-5
Apr 16, 1983	Tallahassee	W, 4-3

Apr 17, 1983	Tallahassee	W, 5-0
Feb 2, 1984	Miami	L, 7-0
May 29, 1983*	Tallahassee	L, 5-10
Feb 24, 1984	Miami	L, 0-7
Feb 25, 1984	Miami	W, 5-4
Feb 26, 1984	Miami	W, 7-6
Apr 13, 1984	Tallahassee	W, 3-2
Apr 14, 1984	Tallahassee	L, 3-4
Apr 15, 1984	Tallahassee	W, 5-4
Feb 22, 1985	Miami	W, 5-2
Feb 23, 1985	Miami	W, 4-15
Feb 24, 1985	Miami	L, 5-6
Apr 12, 1985	Tallahassee	L, 2-3
Apr 13, 1985	Tallahassee	W, 13-5
Apr 14, 1985	Tallahassee	L, 5-8
Apr 11, 1986	Tallahassee	W, 6-1
Apr 12, 1986	Tallahassee	L, 3-4
Apr 13, 1986	Tallahassee	W, 8-3
May 2, 1986	Miami	L, 10-11
May 3, 1986	Miami	W, 14-6
May 4, 1986	Miami	L, 5-7
Jun 3, 1986***	Omaha, NE	W, 7-2
Jun 8, 1986***	Omaha, NE	W, 4-3
Apr 10, 1987	Tallahassee	W, 14-3
Apr 11, 1987	Tallahassee	L, 6-11
Apr 12, 1987	Tallahassee	L, 10-11 (11)
May 1, 1987	Miami	L, 3-4 (10)
May 2, 1987	Miami	W, 6-4 (11)
May 3, 1987	Miami	W, 8-6
May 22, 1987*	Tallahassee	W, 5-2
Apr 8, 1988	Tallahassee	L, 3-8
Apr 9, 1988	Tallahassee	W, 20-8
Apr 10, 1988	Tallahassee	T, 5-5
May 6, 1988	Miami	W, 6-5
May 7, 1988	Miami	L, 7-9
May 8, 1988	Miami	W, 6-3
Apr 7, 1989	Tallahassee	W, 3-0
Apr 8, 1989	Tallahassee	L, 1-8
Apr 9, 1989	Tallahassee	W, 11-3
May 5, 1989	Miami	L, 2-11
May 6, 1989	Miami	L, 2-8
May 7, 1989	Miami	W, 8-4
Apr 13, 1990	Tallahassee	W, 7-3
Apr 14, 1990	Tallahassee	L, 5-8
Apr 15, 1990	Tallahassee	L, 3-8
May 4, 1990	Miami	L, 3-7
May 5, 1990	Miami	W, 6-2
May 6, 1990	Miami	W, 8-4
Apr 12, 1991	Tallahassee	W, 5-2
Apr 13, 1991	Tallahassee	W, 12-4
Apr 14, 1991	Tallahassee	W, 8-5
May 3, 1991	Miami	W, 3-2
May 4, 1991	Miami	W, 4-1
May 5, 1991	Miami	L, 6-8
Apr 10, 1992	Tallahassee	L, 6-10
Apr 11, 1992	Tallahassee	L, 3-6
Apr 12, 1992	Tallahassee	L, 5-6
Apr 24, 1992	Miami	L, 3-7
Apr 25, 1992	Miami	L, 4-5
Apr 26, 1992	Miami	W, 3-2
Apr 9, 1993	Tallahassee	W, 7-0
Apr 10, 1993	Tallahassee	W, 8-1
Apr 11, 1993	Tallahassee	W, 6-2
Apr 23, 1993	Miami	W, 1-0
Apr 24, 1993	Miami	L, 3-4 (12)
Apr 25, 1993	Miami	L, 13-14 (10)
Apr 8, 1994	Tallahassee	W, 6-3
Apr 9, 1994	Tallahassee	L, 2-5
Apr 10, 1994	Tallahassee	L, 1-2
Apr 15, 1994	Miami	W, 6-1
Apr 16, 1994	Miami	L, 0-8
Apr 17, 1994	Miami	W, 7-2
Apr 7, 1995	Tallahassee	W, 9-1
Apr 8, 1995	Tallahassee	L, 5-6
Apr 9, 1995	Tallahassee	W, 3-2 (11)
Apr 14, 1995	Miami	W, 9-6 (14)
Apr 15, 1995	Miami	W, 10-1 (12)



ALL-TIME ACC RESULTS

Apr 16, 1995	Miami	L, 2-3
Jun 4, 1995***	Omaha, NE	L, 2-4
Apr 5, 1996	Tallahassee	W, 13-2
Apr 6, 1996	Tallahassee	L, 2-13
Apr 7, 1996	Tallahassee	W, 15-1
Apr 12, 1996	Miami	L, 2-6
Apr 13, 1996	Miami	L, 8-9
Apr 14, 1996	Miami	L, 4-7
Apr 11, 1997	Tallahassee	L, 5-9
Apr 12, 1997	Tallahassee	L, 5-8
Apr 13, 1997	Tallahassee	W, 8-7
May 2, 1997	Miami	L, 1-9
May 3, 1997	Miami	L, 6-7
May 4, 1997	Miami	W, 7-3
Apr 3, 1998	Tallahassee	L, 4-9
Apr 4, 1998	Tallahassee	L, 2-8
Apr 5, 1998	Tallahassee	L, 6-9
May 1, 1998	Miami	L, 1-7
May 2, 1998	Miami	W, 11-5
May 3, 1998	Miami	W, 5-4
Apr 16, 1999	Tallahassee	W, 8-2
Apr 17, 1999	Tallahassee	L, 3-4
Apr 18, 1999	Tallahassee	L, 7-8
Apr 23, 1999	Miami	L, 7-8
Apr 24, 1999	Miami	L, 4-9
Apr 25, 1999	Miami	L, 8-9
Jun 19, 1999***	Omaha, NE	L, 5-6
Apr 7, 2000	Tallahassee	W, 14-13 (17)
Apr 8, 2000	Tallahassee	W, 12-2
Apr 9, 2000	Tallahassee	W, 5-4
Apr 14, 2000	Miami	L, 3-7
Apr 15, 2000	Miami	L, 3-7
Apr 16, 2000	Miami	W, 14-3
Jun 2, 2000**	Tallahassee	W, 9-2
Jun 3, 2000**	Tallahassee	L, 5-7
Jun 4, 2000**	Tallahassee	W, 6-1
Apr 13, 2001	Miami	W, 10-9
Apr 14, 2001	Miami	L, 4-5
Apr 15, 2001	Miami	L, 1-7
Apr 20, 2001	Tallahassee	L, 5-7
Apr 21, 2001	Tallahassee	L, 6-9
Apr 22, 2001	Tallahassee	L, 4-7
Apr 5, 2002	Tallahassee	W, 13-3
Apr 6, 2002	Tallahassee	L, 2-5
Apr 7, 2002	Tallahassee	W, 9-7 (13)
Apr 12, 2002	Miami	W, 6-4
Apr 13, 2002	Miami	W, 9-3
Apr 14, 2002	Miami	W, 17-11
Apr 18, 2003	Miami	W, 4-2
Apr 19, 2003	Miami	W, 6-4
Apr 20, 2003	Miami	T, 7-7
Apr 25, 2003	Tallahassee	W, 1-0
Apr 26, 2003	Tallahassee	L, 3-14
Apr 27, 2003	Tallahassee	W, 12-0
Apr 9, 2004	Tallahassee	W, 6-5
Apr 10, 2004	Tallahassee	L, 11-17
Apr 11, 2004	Tallahassee	L, 0-4
Apr 16, 2004	Miami	L, 0-10
Apr 17, 2004	Miami	L, 3-7
Apr 18, 2004	Miami	W, 10-3
Apr 22, 2005	Miami	L, 3-5
Apr 23, 2005	Miami	L, 2-5
Apr 24, 2005	Miami	W, 13-1
Apr 14, 2006	Tallahassee	L, 3-7
Apr 15, 2006	Tallahassee	W, 16-1
Apr 16, 2006	Tallahassee	L, 5-7
Apr 27, 2007	Miami	W, 7-6
Apr 28, 2007	Miami	W, 13-8
Apr 29, 2007	Miami	L, 1-7
May 25, 2007^	Jacksonville, FL	L, 3-9
Apr 18, 2008	Tallahassee	L, 4-11
Apr 19, 2008	Tallahassee	W, 9-5
Apr 20, 2008	Tallahassee	L, 10-11
Jun 16, 2008***	Omaha, NE	L, 5-7
Apr 3, 2009	Miami	W, 14-4
Apr 4, 2009	Miami	L, 4-6
Apr 5, 2009	Miami	L, 8-14

May 21, 2009^	Durham, NC	W, 4-2
Apr 23, 2010	Tallahassee	L, 5-6
Apr 24, 2010	Tallahassee	W, 8-7
Apr 25, 2010	Tallahassee	W, 7-6
May 26, 2010^	Greensboro, NC	L, 3-9
Apr 29, 2011	Miami	W, 6-5
Apr 30, 2011	Miami	W, 2-0
Apr 31, 2011	Miami	L, 1-5
Apr 20, 2012	Tallahassee	W, 11-2
Apr 21, 2012	Tallahassee	W, 6-1
Apr 22, 2012	Tallahassee	W, 8-7 (10)
Apr 5, 2013	Miami	W, 4-2
Apr 6, 2013	Miami	L, 0-6
Apr 7, 2013	Miami	W, 5-1

FSU Most Runs (Gm): 21 (1957)
FSU Widest Margin: 21-3 (1957), 18-0 (1958)
UM Most Runs (Gm): 19 (1981)
UM Widest Margin: 19-4 (1981)
High-Scoring Game: 28 (FSU 20-8, 1988; FSU 17-11, 2002; UM 17-11, 2004)
Low-Scoring Game: 1 (FSU 1-0, 1975)
Longest FSU Win Streak: 12 (1966-71)
Longest UM Win Streak: 6 (1991-92; 1999-99)
Shutouts By: FSU 15, UM 7

NORTH CAROLINA: 63-29

At Florida State: FSU leads 38-11
At North Carolina: UNC leads 16-15
At Neutral: FSU leads 10-2

Mar 29, 1956	Tallahassee	W, 3-2
Mar 26, 1959	Tallahassee	L, 9-11
Apr 1, 1961	Tallahassee	W, 10-1
Apr 23, 1962	Tallahassee	W, 9-2
Apr 22, 1963	Tallahassee	W, 5-2
Mar 26, 1964	Tallahassee	W, 9-0
Mar 30, 1964	Tallahassee	W, 17-3
Apr 24, 1965	Chapel Hill, NC	L, 1-12
Apr 7, 1966	Tallahassee	W, 15-7
Apr 8, 1966	Tallahassee	L, 4-6
Apr 9, 1966	Tallahassee	W, 4-1
Jun 4, 1966\$	Gastonia, NC	W, 6-5
Jun 4, 1966\$	Gastonia, NC	L, 4-6
Mar 30, 1967	Tallahassee	W, 5-1
Mar 31, 1967	Tallahassee	L, 1-3
Apr 1, 1967	Tallahassee	W, 2-1
Mar 30, 1970	Tallahassee	W, 15-6
Apr 30, 1970	Tallahassee	W, 5-4
Mar 31, 1970	Tallahassee	W, 3-2
May 17, 1985	Tallahassee	W, 13-7
May 18, 1985	Tallahassee	W, 9-5
May 19, 1985	Tallahassee	L, 8-9
Jun 2, 1989***	Omaha, NE	W, 4-2
Feb 10, 1990	Tallahassee	W, 6-3
Mar 13, 1992	Chapel Hill, NC	W, 9-3
Mar 14, 1992	Chapel Hill, NC	L, 2-11
Mar 15, 1992	Chapel Hill, NC	W, 4-2
May 12, 1992^	Greenville, SC	W, 7-3
Mar 12, 1993	Tallahassee	W, 6-3
Mar 14, 1993	Tallahassee	W, 4-3 (10)
Mar 25, 1994	Chapel Hill, NC	L, 2-3
Apr 26, 1994	Chapel Hill, NC	W, 9-5
May 13, 1995	Tallahassee	L, 2-3
May 13, 1995	Tallahassee	W, 13-1
May 14, 1995	Tallahassee	L, 3-5
May 20, 1995^	Greenville, SC	W, 10-1
Mar 20, 1996	Chapel Hill, NC	W, 2-1 (7)
Mar 20, 1996	Chapel Hill, NC	W, 7-1 (7)
Mar 21, 1996	Chapel Hill, NC	W, 9-1
May 9, 1997	Tallahassee	W, 8-2
May 10, 1997	Tallahassee	W, 8-5
May 11, 1997	Tallahassee	W, 11-6
Apr 10, 1998	Chapel Hill, NC	L, 5-6
Apr 11, 1998	Chapel Hill, NC	W, 20-4
Apr 12, 1998	Chapel Hill, NC	W, 4-3
May 15, 1998^	Durham, NC	W, 13-11

Mar 26, 1999	Tallahassee	W, 12-6
Mar 27, 1999	Tallahassee	W, 5-4
Mar 28, 1999	Tallahassee	W, 9-4
May 12, 2000	Chapel Hill, NC	W, 6-2
May 13, 2000	Chapel Hill, NC	L, 5-6
May 14, 2000	Chapel Hill, NC	W, 4-2
May 19, 2000^	Fort Mill, SC	W, 4-1
Mar 23, 2001	Tallahassee	W, 3-0
Mar 24, 2001	Tallahassee	W, 12-6
Mar 25, 2001	Tallahassee	W, 8-7
Mar 22, 2002	Chapel Hill, NC	L, 7-11
Mar 23, 2002	Chapel Hill, NC	L, 1-7
Mar 24, 2002	Chapel Hill, NC	L, 1-9
Mar 28, 2003	Tallahassee	W, 8-4
Mar 29, 2003	Tallahassee	L, 4-8
Mar 30, 2003	Tallahassee	W, 2-1
May 23, 2003^	Salem, VA	L, 2-3 (10)
Mar 26, 2004	Chapel Hill, NC	L, 4-10
Mar 27, 2004	Chapel Hill, NC	W, 10-6
Mar 28, 2004	Chapel Hill, NC	L, 6-12
May 29, 2004^	Salem, VA	W, 8-7
May 13, 2005	Tallahassee	W, 9-4
May 14, 2005	Tallahassee	W, 6-5
May 15, 2005	Tallahassee	W, 7-6 (11)
May 25, 2005^	Jacksonville, FL	W, 3-2 (12)
Mar 31, 2006	Chapel Hill, NC	L, 0-4
Apr 1, 2006	Chapel Hill, NC	L, 3-4
Apr 2, 2006	Chapel Hill, NC	W, 6-5
May 25, 2006^	Jacksonville, FL	W, 7-6
Apr 20, 2007	Tallahassee	W, 4-2
Apr 21, 2007	Tallahassee	W, 5-4
Apr 22, 2007	Tallahassee	L, 6-10
Apr 25, 2008	Cary, NC	L, 4-11
Apr 26, 2008	Cary, NC	W, 13-5
Apr 27, 2008	Cary, NC	L, 1-2
May 24, 2008^	Jacksonville, FL	W, 9-6
Apr 10, 2009	Tallahassee	W, 3-2
Apr 11, 2009	Tallahassee	L, 2-7
Apr 12, 2009	Tallahassee	W, 9-8
Mar 19, 2010	Chapel Hill, NC	W, 4-3
Mar 20, 2010	Chapel Hill, NC	L, 4-10
Mar 21, 2010	Chapel Hill, NC	W, 5-3
Apr 8, 2011	Tallahassee	W, 5-3
Apr 9, 2011	Tallahassee	L, 5-8
Apr 10, 2011	Tallahassee	L, 6-7
May 20, 2013	Chapel Hill, NC	L, 3-4

FSU Most Runs (Gm): 20 (1998)
FSU Widest Margin: 20-4 (1998)
UNC Most Runs (Gm): 12 (1965)
UNC Widest Margin: 12-1 (1965)
High-Scoring Game: 24 (FSU 20-4 & 13-11, 1998)
Low-Scoring Game: 3 (FSU 3-0, 2001; FSU 2-1, 2003; UNC 2-1, 2008)
Longest FSU Win Streak: 7 (1996-97; 1998-00)
Longest UNC Win Streak: 3 (2000-00; 2011-2013)
Shutouts By: FSU 2, UNC 1

NC STATE: 59-27

At Florida State: FSU leads 26-8
At NC State: FSU leads 20-11
At Neutral: FSU leads 13-8

Apr 24, 1962	Tallahassee	W, 12-3
Apr 24, 1963	Tallahassee	L, 7-8
Apr 23, 1965	Raleigh, NC	L, 2-7
Jun 1, 1967\$	Gastonia, NC	W, 15-12
Jun 3, 1967\$	Gastonia, NC	L, 1-4
May 22, 1986*	Tallahassee	W, 10-6
Mar 20, 1992	Tallahassee	W, 4-0
Mar 21, 1992	Tallahassee	W, 12-1
Mar 22, 1992	Tallahassee	L, 4-6
May 12, 1992^	Greenville, SC	W, 1-0
Mar 26, 1993	Raleigh, NC	L, 0-8
Mar 27, 1993	Raleigh, NC	W, 5-1
Mar 28, 1993	Raleigh, NC	L, 1-4
May 19, 1993^	Greenville, SC	L, 1-5



17 CONFERENCE CHAMPIONSHIPS ~ 7 STRAIGHT ACC ATLANTIC DIVISION TITLES

ALL-TIME ACC RESULTS

Apr 1, 1994	Tallahassee	W, 3-2 (10)
Apr 2, 1994	Tallahassee	W, 2-1
Apr 4, 1994	Tallahassee	W, 8-7
May 18, 1994^	Greenville, SC	L, 5-6
May 21, 1994^	Greenville, SC	W, 7-4
Mar 31, 1995	Raleigh, NC	W, 6-0
Apr 1, 1995	Raleigh, NC	W, 6-5
Apr 2, 1995	Raleigh, NC	W, 12-3
May 18, 1995^	Greenville, SC	W, 12-6
Mar 29, 1996	Tallahassee	W, 5-4
Mar 31, 1996	Tallahassee	W, 5-4 (7)
Mar 31, 1996	Tallahassee	W, 5-4 (7)
Mar 28, 1997	Raleigh, NC	W, 6-3
Mar 29, 1997	Raleigh, NC	L, 9-10
Mar 30, 1997	Raleigh, NC	L, 5-9
May 15, 1997^	St. Petersburg, FL	W, 5-3
Mar 6, 1998	Tallahassee	W, 9-0
May 16, 1998^	Durham, NC	W, 13-6
Mar 19, 1999	Raleigh, NC	W, 14-4
Mar 20, 1999	Raleigh, NC	W, 2-1
Mar 21, 1999	Raleigh, NC	W, 13-1
Apr 28, 2000	Tallahassee	L, 4-5
Apr 29, 2000	Tallahassee	W, 8-2
Apr 30, 2000	Tallahassee	W, 6-5
May 17, 2000^	Fort Mill, SC	W, 8-6
Mar 16, 2001	Raleigh, NC	W, 8-7
Mar 17, 2001	Raleigh, NC	L, 2-4
Mar 18, 2001	Raleigh, NC	W, 12-3
May 16, 2001^	Fort Mill, SC	W, 11-5
May 19, 2001^	Fort Mill, SC	L, 4-8
Apr 26, 2002	Tallahassee	W, 9-3
Apr 27, 2002	Tallahassee	W, 10-4
Apr 28, 2002	Tallahassee	W, 12-11
Mar 22, 2003	Kinston, NC	L, 2-4
Mar 22, 2003	Kinston, NC	L, 2-5
Mar 23, 2003	Kinston, NC	W, 3-1
May 24, 2003^	Salem, VA	W, 17-6
Apr 2, 2004	Tallahassee	L, 0-11
Apr 3, 2004	Tallahassee	W, 7-6
Apr 4, 2004	Tallahassee	W, 10-3
May 26, 2004^	Salem, VA	W, 6-5
May 19, 2005	Raleigh, NC	W, 8-2
May 20, 2005	Raleigh, NC	L, 4-7
May 21, 2005	Raleigh, NC	L, 3-8
May 18, 2006	Tallahassee	W, 11-10 (10)
May 19, 2006	Tallahassee	W, 7-1
May 20, 2006	Tallahassee	L, 7-15
May 27, 2006^	Jacksonville, FL	W, 7-3
May 27, 2006^	Jacksonville, FL	L, 7-8
Apr 6, 2007	Raleigh, NC	W, 10-4
Apr 7, 2007	Raleigh, NC	L, 6-8
Apr 8, 2007	Raleigh, NC	W, 6-5
May 15, 2008	Tallahassee	L, 2-12
May 16, 2008	Tallahassee	W, 1-0
May 17, 2008	Tallahassee	W, 8-1
Apr 17, 2009	Raleigh, NC	W, 9-3
Apr 18, 2009	Raleigh, NC	W, 4-2
Apr 19, 2009	Raleigh, NC	W, 13-2
May 14, 2010	Tallahassee	L, 2-5
May 15, 2010	Tallahassee	W, 7-5
May 16, 2010	Tallahassee	W, 12-9
May 30, 2010^	Greensboro, NC	W, 8-3
May 13, 2011	Raleigh, NC	W, 9-4
May 15, 2011	Raleigh, NC	W, 7-5
May 15, 2011	Raleigh, NC	L, 4-12
May 25, 2011^	Durham, NC	L, 0-7
May 17, 2012	Tallahassee	L, 5-10
May 18, 2012	Tallahassee	W, 3-2
May 19, 2012	Tallahassee	W, 6-2
May 11, 2013	Raleigh, NC	L, 1-3
May 12, 2013	Raleigh, NC	W, 12-3
May 13, 2013	Raleigh, NC	W, 8-4

FSU Most Runs (Gm): 17 (2003)
FSU Widest Margin: 12-1 (1992); 17-6 (2003); 13-2 (2009)
NCS Most Runs (Gm): 15 (2006)
NCS Widest Margin: 12-2 (2008)
High-Scoring Game: 27 (FSU 15-12, 1967)
Low-Scoring Game: 1 (FSU 1-0, 2008)
Longest FSU Win Streak: 9 (1994-97)
Longest NCS Win Streak: 3 (2011-2012)
Shutouts By: FSU 5, NCS 2

NOTRE DAME: 5-4

At Florida State: FSU leads 5-3
At Neutral: Notre Dame leads 1-0

Mar 31, 1956	Tallahassee	W, 12-5
Apr 5, 1958	Tallahassee	W, 5-2
Apr 8, 1956	Tallahassee	W, 3-2
May 28, 1993*	Tallahassee	W, 7-3
May 29, 1993*	Tallahassee	L, 3-4
Jan 31, 1998	Orlando, FL	L, 1-10
Jun 7, 2002**	Tallahassee	L, 4-10
Jun 9, 2002**	Tallahassee	W, 12-5
Jun 10, 2002**	Tallahassee	L, 1-3

FSU Most Runs (Gm): 12 (1956, 2002)
FSU Widest Margin: 12-5 (1956, 2002)
ND Most Runs (Gm): 10 (1998, 2002)
ND Widest Margin: 10-1 (1998)
High-Scoring Game: 17 (FSU 12-5, 1956; 12-5, 2002)
Low Scoring Game: 4 (ND 3-1, 2002)
Longest FSU Win Streak: 4 (1956-93)
Longest ND Win Streak: 3 (1993-02)

PITTSBURGH: 19-0

At Florida State: FSU leads 19-0

Mar 25, 1983	Tallahassee	W, 7-4
Mar 26, 1983	Tallahassee	W, 12-4
Mar 27, 1983	Tallahassee	W, 13-0
Mar 19, 1984	Tallahassee	W, 5-0
Mar 21, 1984	Tallahassee	W, 21-1
Mar 21, 1984	Tallahassee	W, 6-0
Mar 18, 1985	Tallahassee	W, 6-5
Mar 19, 1985	Tallahassee	W, 18-2
Mar 20, 1985	Tallahassee	W, 9-7
Mar 17, 1986	Tallahassee	W, 7-0
Mar 18, 1986	Tallahassee	W, 10-2
Mar 19, 1986	Tallahassee	W, 22-1
Mar 20, 1986	Tallahassee	W, 17-1
Mar 3, 2000	Tallahassee	W, 6-1
Mar 4, 2000	Tallahassee	W, 12-0
Mar 5, 2000	Tallahassee	W, 14-4
Mar 8, 2002	Tallahassee	W, 7-2
Mar 9, 2002	Tallahassee	W, 11-2
Mar 10, 2002	Tallahassee	W, 15-3

FSU Most Runs (Gm): 22 (1986)
FSU Widest Margin: 22-1 (1986)
Pittsburgh Most Runs (Gm): 5 (1985)
High-Scoring Game: 23 (FSU 22-1, 1986)
Low Scoring Game: 5 (FSU 5-0, 1984)
Longest FSU Win Streak: 19 (1983-Present)
Shutouts By: FSU 5

VIRGINIA: 48-24

At Florida State: FSU leads 26-5
At Virginia: FSU leads 16-11
At Neutral: Virginia leads 8-6

Apr 4, 1972	Tallahassee	W, 8-6
Apr 5, 1972	Tallahassee	W, 14-7
Mar 24, 1992	Charlottesville, VA	W, 4-3
Mar 25, 1992	Charlottesville, VA	W, 13-7
Mar 16, 1993	Tallahassee	W, 10-5
Mar 17, 1993	Tallahassee	W, 11-0
Mar 18, 1993	Tallahassee	W, 8-1
May 17, 1993^	Greenville, SC	W, 11-2

May 13, 1994	Charlottesville, VA	L, 0-1
May 14, 1994	Charlottesville, VA	W, 8-6
May 15, 1994	Charlottesville, VA	W, 13-1
Mar 13, 1995	Tallahassee	W, 12-7
Mar 14, 1995	Tallahassee	L, 1-2
May 17, 1995^	Greenville, SC	W, 6-0
May 10, 1996	Charlottesville, VA	W, 6-0
May 11, 1996	Charlottesville, VA	L, 7-9
May 12, 1996	Charlottesville, VA	W, 6-3
May 16, 1996^	Durham, NC	L, 2-3
May 18, 1996^	Durham, NC	W, 8-2
May 19, 1996^	Durham, NC	L, 1-12
Mar 7, 1997	Tallahassee	W, 8-2
Mar 8, 1997	Tallahassee	L, 4-6
Mar 9, 1997	Tallahassee	W, 20-2
May 9, 1998	Charlottesville, VA	W, 5-4
May 9, 1998	Charlottesville, VA	W, 11-2
May 10, 1998	Charlottesville, VA	W, 9-6
May 13, 1998^	Durham, NC	W, 4-1
Mar 12, 1999	Tallahassee	W, 10-3
Mar 13, 1999	Tallahassee	W, 2-1
Mar 14, 1999	Tallahassee	W, 11-3
Apr 1, 2000	Charlottesville, VA	W, 9-6
Apr 2, 2000	Charlottesville, VA	L, 1-2
Apr 2, 2000	Charlottesville, VA	W, 10-4
Mar 10, 2001	Tallahassee	W, 9-2
Mar 10, 2001	Tallahassee	W, 16-1
Mar 11, 2001	Tallahassee	W, 2-1
Mar 15, 2002	Charlottesville, VA	L, 10-11
Mar 16, 2002	Charlottesville, VA	W, 8-3
Mar 16, 2002	Charlottesville, VA	W, 14-4
Mar 14, 2003	Tallahassee	W, 9-1
Mar 15, 2003	Tallahassee	W, 4-0
Mar 16, 2003	Tallahassee	W, 5-4 (12)
May 24, 2003^	Salem, VA	W, 2-0
May 7, 2004	Charlottesville, VA	L, 0-11
May 8, 2004	Charlottesville, VA	W, 7-6
May 9, 2004	Charlottesville, VA	W, 4-1
Apr 29, 2005	Tallahassee	W, 8-1
May 1, 2005	Tallahassee	L, 2-6
May 1, 2005	Tallahassee	W, 7-2
May 24, 2006^	Jacksonville, FL	L, 2-6
May 26, 2006^	Jacksonville, FL	W, 11-0 (7)
Apr 4, 2008	Tallahassee	W, 10-3
Apr 6, 2008	Tallahassee	W, 3-2 (10)
Apr 6, 2008	Tallahassee	W, 3-2 (10)
May 23, 2008^	Jacksonville, FL	L, 3-5
Mar 13, 2009	Charlottesville, VA	L, 2-15
May 24, 2009^	Durham, NC	L, 3-6
Mar 12, 2010	Tallahassee	L, 0-5
Mar 13, 2010	Tallahassee	L, 8-9
Mar 14, 2010	Tallahassee	W, 9-8
Mar 18, 2011	Charlottesville, VA	L, 4-5 (11)
Mar 19, 2011	Charlottesville, VA	L, 3-4 (11)
Mar 20, 2011	Charlottesville, VA	W, 12-11 (10)
May 29, 2011^	Durham, NC	L, 2-7
Mar 17, 2012	Tallahassee	W, 12-3
Mar 18, 2012	Tallahassee	W, 4-3
Mar 19, 2012	Tallahassee	W, 7-5
May 26, 2012^	Greensboro, NC	L, 0-7
Apr 20, 2013	Charlottesville, VA	L, 2-9
Apr 20, 2013	Charlottesville, VA	L, 0-2
Apr 21, 2013	Charlottesville, VA	L, 2-5
May 25, 2013^	Durham, NC	L, 4-7 (12)

FSU Most Runs (Gm): 20 (1997)
FSU Widest Margin: 20-2 (1997)
UVA Most Runs (Gm): 15 (2009)
UVA Widest Margin: 15-2 (2009)
High-Scoring Game: 23 (FSU 12-11 (10), 2011)
Low Scoring Game: 1 (UVA 1-0, 1994)
Longest FSU Win Streak: 9 (1998-2000)
Longest UVA Win Streak: 5 (2008-2010; 2012-2013)
Shutouts By: FSU 6, UVA 5



ALL-TIME ACC RESULTS

VIRGINIA TECH: 40-11

At Florida State: FSU leads 27-6
At Virginia Tech: FSU leads 11-4
At Neutral: FSU leads 2-1

Mar 22, 1967	Tallahassee	W, 7-2
May 9, 1980	Tallahassee	L, 4-12
May 10, 1980	Tallahassee	W, 13-6
Mar 23, 1982	Tallahassee	W, 7-2
Mar 24, 1982	Tallahassee	W, 12-4
Mar 25, 1982	Tallahassee	L, 1-5
May 15, 1982	Tallahassee	W, 2-1
May 13, 1984	Tallahassee	W, 17-3
May 10, 1985	Tallahassee	L, 5-8
May 12, 1985	Tallahassee	W, 3-1
May 14, 1987	Tallahassee	W, 5-4
May 19, 1988	Tallahassee	W, 9-6
Apr 21, 1989	Tallahassee	L, 5-7
Apr 22, 1989	Tallahassee	W, 14-8
Apr 23, 1989	Tallahassee	W, 8-4
May 20, 1989	Tallahassee	W, 8-2
May 8, 1990	Blacksburg, VA	W, 6-4
May 9, 1990	Blacksburg, VA	W, 5-1
May 10, 1990	Blacksburg, VA	W, 25-14
May 17, 1990	Hattiesburg, MS	W, 11-3
May 19, 1990	Hattiesburg, MS	W, 12-5
May 7, 1991	Tallahassee	W, 3-2 (12)
May 7, 1991	Tallahassee	W, 4-1
May 8, 1991	Tallahassee	W, 11-1
Mar 18, 2005	Tallahassee	W, 3-1
Mar 19, 2005	Tallahassee	W, 12-2
Mar 20, 2005	Tallahassee	W, 8-1
Mar 17, 2006	Blacksburg, VA	W, 11-2
Mar 18, 2006	Blacksburg, VA	L, 7-9
Mar 19, 2006	Blacksburg, VA	W, 9-4
Apr 13, 2007	Tallahassee	14-1
Apr 14, 2007	Tallahassee	W, 4-3
Apr 15, 2007	Tallahassee	W, 8-5
Mar 21, 2008	Blacksburg, VA	W, 9-4
Mar 22, 2008	Blacksburg, VA	W, 12-11
Mar 23, 2008	Blacksburg, VA	W, 18-12
May 1, 2009	Tallahassee	W, 10-2
May 2, 2009	Tallahassee	W, 10-4
May 3, 2009	Tallahassee	W, 9-4
Apr 2, 2010	Tallahassee	L, 5-10
Apr 3, 2010	Tallahassee	L, 7-8
Apr 4, 2010	Tallahassee	W, 9-6
Apr 15, 2011	Blacksburg, VA	L, 1-2
Apr 16, 2011	Blacksburg, VA	W, 15-11
Apr 17, 2011	Blacksburg, VA	W, 18-12
Mar 30, 2012	Tallahassee	W, 5-2
Mar 31, 2012	Tallahassee	W, 2-1
Apr 1, 2012	Tallahassee	W, 11-4
Mar 29, 2013	Blacksburg, VA	L, 2-3
Mar 30, 2013	Blacksburg, VA	W, 11-10
Mar 30, 2013	Blacksburg, VA	L, 1-8
May 23, 2013^	Durham, NC	L, 2-3

FSU Most Runs (Gm): 25 (1990)
FSU Widest Margin: 17-3 (1984)
VT Most Runs (Gm): 14 (1990)
VT Widest Margin: 12-4 (1980)
High-Scoring Game: 39 (FSU 25-14, 1990)
Low Scoring Game: 3 (VT 2-1, 2011; FSU 2-1, 2012)
Longest FSU Win Streak: 15 (1989-2006)
Longest VT Win Streak: 2 (2010)
Shutouts By: None

WAKE FOREST: 82-21

At Florida State: FSU leads 44-9
At Wake Forest: FSU leads 25-7
At Neutral: FSU leads 13-5

Jun 4, 1962\$	Gastonia, NC	W, 10-8
Jun 4, 1962\$	Gastonia, NC	W, 3-2
Apr 23, 1963	Tallahassee	L, 5-7

May 31, 1963\$	Gastonia, NC	W, 12-4
Jun 1, 1963\$	Gastonia, NC	L, 5-6
Jun 1, 1963\$	Gastonia, NC	W, 11-5
Mar 31, 1964	Tallahassee	L, 4-6
Apr 3, 1964	Tallahassee	L, 4-7
Apr 4, 1964	Tallahassee	W, 9-2
Mar 31, 1965	Tallahassee	W, 8-1
Apr 1, 1965	Tallahassee	W, 5-3
Apr 3, 1965	Tallahassee	W, 11-4
Mar 30, 1966	Tallahassee	W, 14-12
Apr 1, 1966	Auburn, AL	L, 3-4
Mar 30, 1967	Tallahassee	W, 5-1
Mar 31, 1967	Tallahassee	W, 3-2
Apr 1, 1967	Tallahassee	L, 0-1
Mar 27, 1968	Tallahassee	W, 3-0
Mar 28, 1968	Tallahassee	W, 7-4
Apr 2, 1969	Tallahassee	W, 9-4
Apr 3, 1969	Tallahassee	W, 16-6
Apr 4, 1969	Tallahassee	W, 16-14
Apr 5, 1969	Tallahassee	W, 10-1
Mar 18, 1983	Tallahassee	W, 10-2
Mar 19, 1983	Tallahassee	W, 9-1
Mar 20, 1983	Tallahassee	W, 7-3
Apr 17, 1992	Winston-Salem, NC	W, 9-3
Apr 18, 1992	Winston-Salem, NC	W, 9-4
Apr 19, 1992	Winston-Salem, NC	W, 11-1
May 10, 1992	Greenville, SC	W, 6-1
Apr 16, 1993	Tallahassee	L, 1-4
Apr 17, 1993	Tallahassee	W, 6-0
Apr 18, 1993	Tallahassee	L, 2-7
Mar 22, 1994	Winston-Salem, NC	W, 12-2
Mar 23, 1994	Winston-Salem, NC	W, 15-4
Mar 24, 1994	Winston-Salem, NC	W, 17-4
May 20, 1994^	Greenville, SC	W, 18-3
Feb 24, 1995	Tallahassee	W, 4-0
Feb 25, 1995	Tallahassee	L, 3-4
Feb 26, 1995	Tallahassee	W, 10-1
Mar 22, 1996	Winston-Salem, NC	W, 11-7
Mar 23, 1996	Winston-Salem, NC	W, 9-6
Mar 24, 1996	Winston-Salem, NC	W, 12-3
May 15, 1996^	Durham, NC	W, 8-4
Mar 14, 1997	Tallahassee	W, 15-8
Mar 15, 1997	Tallahassee	W, 11-3
Mar 16, 1997	Tallahassee	W, 10-0
Mar 13, 1998	Winston-Salem, NC	W, 12-11
Mar 14, 1998	Winston-Salem, NC	W, 10-4
Mar 15, 1998	Winston-Salem, NC	W, 9-6
May 14, 1998^	Durham, NC	W, 14-1
May 16, 1998^	Durham, NC	L, 1-2
May 17, 1998^	Durham, NC	L, 3-6
Apr 2, 1999	Tallahassee	W, 7-4
Apr 3, 1999	Tallahassee	W, 16-3
Apr 4, 1999	Tallahassee	W, 4-3
May 21, 1999^	Durham, NC	L, 0-4
Mar 17, 2000	Winston-Salem, NC	L, 1-7
Mar 18, 2000	Winston-Salem, NC	L, 4-7
Mar 19, 2000	Winston-Salem, NC	W, 12-4
Mar 30, 2001	Tallahassee	W, 12-3
Mar 31, 2001	Tallahassee	W, 6-5
Apr 1, 2001	Tallahassee	W, 6-5
May 19, 2001^	Fort Mill, SC	W, 15-2
Mar 29, 2002	Winston-Salem, NC	L, 3-5
Mar 30, 2002	Winston-Salem, NC	W, 18-10
Mar 31, 2002	Winston-Salem, NC	L, 5-7
May 24, 2002^	St. Petersburg, FL	W, 5-2
Apr 4, 2003	Tallahassee	W, 7-5
Apr 5, 2003	Tallahassee	W, 7-2
Apr 6, 2003	Tallahassee	W, 10-7
May 20, 2004	Winston-Salem, NC	W, 11-10
May 21, 2004	Winston-Salem, NC	W, 27-3
May 22, 2004	Winston-Salem, NC	W, 10-6
Apr 8, 2005	Tallahassee	W, 7-5
Apr 9, 2005	Tallahassee	W, 4-3
Apr 10, 2005	Tallahassee	L, 10-13 (12)
May 27, 2005^	Jacksonville, FL	W, 7-3
May 5, 2006	Winston-Salem, NC	L, 2-4
May 6, 2006	Winston-Salem, NC	W, 4-3, (20)

Mar 16, 2007	Tallahassee	W, 7-6 (11)
Mar 17, 2007	Tallahassee	W, 4-3
Mar 18, 2007	Tallahassee	W, 11-1
May 23, 2007^	Jacksonville, FL	W, 11-2
Mar 28, 2008	Tallahassee	W, 21-2
Mar 29, 2008	Tallahassee	L, 2-4
Mar 30, 2008	Tallahassee	W, 3-2 (11)
May 21, 2008^	Jacksonville, FL	W, 8-3
Apr 24, 2009	Tallahassee	W, 15-6
Apr 25, 2009	Tallahassee	W, 6-4
Apr 26, 2009	Tallahassee	W, 14-10
Apr 9, 2010	Winston-Salem, NC	W, 10-1
Apr 10, 2010	Winston-Salem, NC	W, 5-4
Apr 11, 2010	Winston-Salem, NC	W, 17-16
Mar 25, 2011	Tallahassee	W, 12-4
Mar 26, 2011	Tallahassee	L, 0-8
Mar 27, 2011	Tallahassee	W, 11-2
Mar 23, 2012	Winston-Salem, NC	W, 5-4 (11)
Mar 24, 2012	Winston-Salem, NC	W, 3-2
Mar 25, 2012	Winston-Salem, NC	L, 5-7
Apr 26, 2013	Tallahassee	W, 7-3
Apr 27, 2013	Tallahassee	W, 8-6
Apr 28, 2013	Tallahassee	W, 11-2

FSU Most Runs (Gm): 27 (2004)
FSU Widest Margin: 27-3 (2004)
WF Most Runs (Gm): 16 (2010)
WF Widest Margin: 8-0 (2011)
High-Scoring Game: 33 (FSU 17-16, 2010)
Low Scoring Game: 1 (WF 1-0, 1967)
Longest FSU Win Streak: 13 (1968-1992)
Longest WF Win Streak: 3 (1999-2000)
Shutouts By: FSU 4, WF 3

\$ = District 3 – Gastonia, NC
* = NCAA Regional
** = NCAA Super Regional
*** = College World Series
^ = ACC Tournament



17 CONFERENCE CHAMPIONSHIPS ~ 7 STRAIGHT ACC ATLANTIC DIVISION TITLES

ALL-TIME RESULTS

AKRON: 4-0

At Florida State: FSU leads 4-0

Mar 23, 1999	Tallahassee	W, 7-4
Mar 24, 1999	Tallahassee	W, 12-2
Mar 20, 2001	Tallahassee	W, 8-2
Mar 21, 2001	Tallahassee	W, 14-2

FSU Most Runs (Gm): 14 (2001)
FSU Widest Margin: 14-2 (2001)
Akron Most Runs (Gm): 4 (1999)
High-Scoring Game: 16 (FSU 14-2, 2001)
Low Scoring Game: 10 (FSU 8-2, 2001)
Longest FSU Win Streak: 4 (1999-Present)

ALABAMA: 7-2

At Florida State: FSU leads 6-1
 At Alabama: FSU leads 1-0

Mar 23, 1967	Tallahassee	L, 3-4
Mar 25, 1967	Tallahassee	W, 1-0
May 31, 1968*	Gastonia, NC	W, 6-1
May 28, 1983*	Tallahassee	L, 5-7
Mar 23, 1984	Tallahassee	W, 18-16
May 25, 1991*	Tallahassee	W, 5-2
May 26, 1991*	Tallahassee	W, 6-5
Jun 4, 2011*	Tallahassee	W, 9-5
Jun 5, 2011*	Tallahassee	W, 11-1

FSU Most Runs (Gm): 18 (1984)
FSU Widest Margin: 11-1 (2011)
Alabama Most Runs (Gm): 16 (1984)
Alabama Widest Margin: 7-5 (1983)
High-Scoring Game: 34 (FSU 18-16, 1984)
Low Scoring Game: 1 (FSU 1-0, 1967)
Longest FSU Win Streak: 5 ('84-Present)
Shutouts By: FSU 1

ALABAMA-BIRMINGHAM: 2-0

At Florida State: FSU leads 2-0

Mar 17, 1988	Tallahassee	W, 10-4
Jun 1, 2012*	Tallahassee	W, 2-1

AMHERST: 7-1

At Florida State: FSU leads 7-1

Mar 27, 1952	Tallahassee	W, 4-2
Mar 30, 1953	Tallahassee	W, 5-0
Mar 31, 1953	Tallahassee	W, 4-3
Mar 29, 1954	Tallahassee	W, 11-3
Mar 30, 1954	Tallahassee	W, 10-6
Mar 23, 1955	Tallahassee	W, 10-3
Mar 24, 1955	Tallahassee	L, 7-9
Mar 25, 1964	Tallahassee	W, 5-0

FSU Most Runs (Gm): 11 (1954)
FSU Widest Margin: 11-3 (1954)
Amherst Most Runs (Gm): 9 (1955)
Amherst Widest Margin: 9-7 (1955)
High-Scoring Game: 16 (FSU 10-6, 1954; Amherst 9-7, 1955)
Low Scoring Game: 5 (FSU 5-0, 1953; 5-0, 1964)
Longest FSU Win Streak: 6 (1952-1955)
Shutouts By: FSU 2

APPALACHIAN STATE: 16-0

At Florida State: FSU leads 16-0

Feb 16, 1993	Tallahassee	W, 8-3
Feb 17, 1993	Tallahassee	W, 8-5
Feb 22, 2000	Tallahassee	W, 8-2
Feb 23, 2000	Tallahassee	W, 8-1
Feb 27, 2001	Tallahassee	W, 10-4
Feb 28, 2001	Tallahassee	W, 7-4
Mar 13, 2002	Tallahassee	W, 4-2
Mar 13, 2002	Tallahassee	W, 11-7
Feb 21, 2003	Tallahassee	W, 16-6
Feb 22, 2003	Tallahassee	W, 9-1
Feb 23, 2003	Tallahassee	W, 17-0
Feb 25, 2005	Tallahassee	W, 11-2
Feb 26, 2005	Tallahassee	W, 4-1
Feb 23, 2007	Tallahassee	W, 6-3
Feb 24, 2007	Tallahassee	W, 10-2
Feb 25, 2007	Tallahassee	W, 12-8

FSU Most Runs (Gm): 17 (2003)
FSU Widest Margin: 17-0 (2003)
ASU Most Runs (Gm): 8 (2007)
High-Scoring Game: 22 (FSU 16-6, 2003)
Low Scoring Game: 6 (FSU 4-2, 2002)
Longest FSU Win Streak: 16 (1993-Present)
Shutouts By: FSU 1

ARIZONA: 5-8

At Florida State: FSU leads 3-0
 At Arizona: Arizona leads 2-1
 At Neutral: Arizona leads 6-1

Jun 11, 1963***	Omaha, NE	L, 3-4
Jun 13, 1970***	Omaha, NE	W, 4-0
May 31, 1980***	Omaha, NE	L, 3-5
Jun 6, 1986***	Omaha, NE	L, 5-9
Jun 9, 1986***	Omaha, NE	L, 2-10
Feb 17, 1990	Tallahassee	W, 7-1
Feb 17, 1990	Tallahassee	W, 16-8
Feb 18, 1990	Tallahassee	W, 10-5
Feb 14, 1991	Tucson, AZ	W, 15-8
Feb 15, 1991	Tucson, AZ	L, 3-7
Feb 16, 1991	Tucson, AZ	L, 2-3
Jun 15, 2012***	Omaha, NE	L, 3-4 (12)
Jun 21, 2012***	Omaha, NE	L, 3-10

FSU Most Runs (Gm): 16 (1990)
FSU Widest Margin: 16-8 (1990)
Arizona Most Runs (Gm): 10 (1986, 2012)
Arizona Widest Margin: 10-2 (1986)
High-Scoring Game: 24 (FSU 16-8, 1990)
Low Scoring Game: 4 (FSU 4-0, 1970)
Longest FSU Win Streak: 4 (1990-1991)
Longest UA Win Streak: 4 (1991-Present)
Shutouts By: FSU 1

ARIZONA STATE: 23-11

At Florida State: FSU leads 16-1
 At Arizona State: Arizona State leads 9-6
 At Neutral: Series tied 1-1

May 31, 1987***	Omaha, NE	W, 3-0
Feb 4, 1989	Tallahassee	W, 9-6
Feb 5, 1989	Tallahassee	W, 8-3
Mar 31, 1990	Tempe, AZ	L, 1-9
Apr 1, 1990	Tempe, AZ	L, 6-7
Feb 8, 1991	Tallahassee	W, 6-5 (10)
Feb 9, 1991	Tallahassee	W, 21-5
Feb 10, 1991	Tallahassee	W, 4-3 (10)
Feb 9, 1992	Tempe, AZ	W, 4-2
Feb 9, 1992	Tempe, AZ	L, 1-4
Feb 11, 1994	Tallahassee	W, 9-7
Feb 12, 1994	Tallahassee	W, 13-2
Feb 13, 1994	Tallahassee	W, 9-8 (8)
Feb 10, 1995	Tempe, AZ	W, 11-2
Feb 11, 1995	Tempe, AZ	W, 14-6
Feb 12, 1995	Tempe, AZ	L, 2-8
Feb 7, 1997	Tallahassee	W, 5-2
Feb 8, 1997	Tallahassee	L, 6-9
Feb 9, 1997	Tallahassee	W, 11-5
Feb 6, 1998	Tempe, AZ	W, 3-2
Feb 7, 1998	Tempe, AZ	W, 6-1
May 29, 1998***	Omaha, NE	L, 10-11
Feb 5, 1999	Tallahassee	W, 4-1
Feb 6, 1999	Tallahassee	W, 11-4
Feb 7, 1999	Tallahassee	W, 7-5
Feb 4, 2000	Tempe, AZ	W, 11-10
Feb 5, 2000	Tempe, AZ	L, 9-15
Feb 6, 2000	Tempe, AZ	W, 9-7
Feb 15, 2002	Tallahassee	W, 9-4
Feb 16, 2002	Tallahassee	W, 5-3
Feb 17, 2002	Tallahassee	W, 6-4
Feb 6, 2004	Tempe, AZ	L, 1-2
Feb 7, 2004	Tempe, AZ	L, 9-10
Feb 8, 2004	Tempe, AZ	L, 6-12

FSU Most Runs (Gm): 21 (1991)
FSU Widest Margin: 21-5 (1991)
ASU Most Runs (Gm): 15 (2000)
ASU Widest Margin: 9-1 (1990)
High-Scoring Game: 26 (FSU 21-5, 1991)
Low Scoring Game: 3 (FSU 3-0, 1986; ASU 2-1, 2004)
Longest FSU Win Streak: 5 (1994-1995)
Longest ASU Win Streak: 3 (2004-Present)
Shutouts By: FSU 1

ARKANSAS: 0-5

At Florida State: Arkansas leads 3-0
 At Arkansas: Arkansas leads 2-0

May 25, 1985*	Tallahassee	L, 6-7
Jun 11, 2004**	Fayetteville, AR	L, 5-7
Jun 12, 2004**	Fayetteville, AR	L, 2-4
Jun 5, 2009**	Tallahassee	L, 2-7
Jun 6, 2009**	Tallahassee	L, 8-9

ARMSTRONG STATE: 2-0

At Florida State: FSU leads 2-0

Feb 5, 1985	Tallahassee	W, 7-0
Feb 8, 1985	Tallahassee	W, 1-0

ARMY: 2-0

At Florida State: FSU leads 2-0

Mar 24, 1975	Tallahassee	W, 7-4
Jun 3, 2005*	Tallahassee	W, 3-2

AUBURN: 75-41

At Florida State: FSU leads 47-25
 At Auburn: FSU leads 27-15
 At Neutral: Series tied 1-1

Mar 20, 1954	Tallahassee	L, 2-7
Mar 19, 1957	Tallahassee	W, 8-2
Mar 20, 1957	Tallahassee	W, 10-5
Apr 22, 1957	Auburn, AL	L, 9-10
Apr 23, 1957	Auburn, AL	W, 10-4
Mar 20, 1958	Tallahassee	L, 3-4
Mar 20, 1958	Tallahassee	L, 7-10
Apr 25, 1958	Auburn, AL	W, 5-1
Apr 26, 1958	Auburn, AL	W, 4-2
Mar 17, 1959	Tallahassee	W, 8-4
Mar 17, 1959	Tallahassee	W, 11-3
May 13, 1959	Auburn, AL	W, 4-3
May 14, 1959	Auburn, AL	W, 8-6
Mar 21, 1960	Tallahassee	L, 4-10
Mar 22, 1960	Tallahassee	W, 22-8
Mar 23, 1960	Tallahassee	W, 11-4
May 6, 1960	Auburn, AL	L, 3-4
May 7, 1960	Auburn, AL	L, 5-6
Mar 20, 1961	Tallahassee	W, 10-1
Mar 21, 1961	Tallahassee	W, 10-9
Mar 22, 1961	Tallahassee	L, 5-15
Mar 16, 1962	Tallahassee	L, 7-12
Mar 17, 1962	Tallahassee	L, 2-10
Apr 9, 1962	Tallahassee	L, 6-7
Apr 10, 1962	Tallahassee	L, 3-5
Mar 16, 1963	Tallahassee	W, 2-1
Mar 18, 1963	Tallahassee	W, 8-3
Mar 25, 1963	Auburn, AL	W, 5-1
Mar 26, 1963	Auburn, AL	W, 9-7
May 30, 1963\$	Gastonia, NC	W, 4-3
Apr 20, 1964	Tallahassee	L, 3-5
May 4, 1964	Tallahassee	L, 2-4
May 5, 1964	Tallahassee	L, 5-19
Apr 5, 1965	Tallahassee	W, 6-1
Apr 6, 1965	Tallahassee	W, 12-0
Mar 22, 1966	Tallahassee	W, 6-3
Apr 1, 1966	Auburn, AL	L, 2-7
Apr 2, 1966	Auburn, AL	L, 2-6
Mar 20, 1967	Tallahassee	L, 7-12
Mar 21, 1967	Tallahassee	W, 1-0
Apr 7, 1967	Auburn, AL	L, 2-5
Apr 8, 1967	Auburn, AL	W, 9-3
Jun 3, 1967\$	Gastonia, NC	L, 3-13
Apr 22, 1968	Tallahassee	W, 2-1
Apr 23, 1968	Tallahassee	W, 7-3
May 13, 1968	Auburn, AL	W, 3-2
May 14, 1968	Auburn, AL	L, 1-18
Mar 14, 1969	Tallahassee	L, 0-1
Mar 15, 1969	Tallahassee	W, 6-1
May 19, 1969	Auburn, AL	L, 4-7
May 20, 1969	Auburn, AL	W, 6-3
Apr 6, 1970	Tallahassee	W, 10-4
Apr 7, 1970	Tallahassee	L, 3-5
May 18, 1970	Auburn, AL	W, 5-0
May 19, 1970	Auburn, AL	W, 7-6
Apr 12, 1971	Tallahassee	W, 13-8
Apr 13, 1971	Tallahassee	L, 8-11
May 17, 1971	Auburn, AL	W, 9-4



ALL-TIME RESULTS

May 18, 1971	Auburn, AL	W, 6-5
Mar 24, 1972	Tallahassee	L, 3-9
Mar 25, 1972	Tallahassee	W, 16-13
May 15, 1972	Auburn, AL	L, 3-9
May 16, 1972	Auburn, AL	W, 7-4
Apr 9, 1973	Tallahassee	L, 2-4
Apr 10, 1973	Tallahassee	L, 2-4
May 14, 1973	Auburn, AL	W, 4-2
May 15, 1973	Auburn, AL	W, 8-4
Apr 29, 1974	Tallahassee	W, 11-1
Apr 30, 1974	Tallahassee	L, 3-6
May 13, 1974	Auburn, AL	L, 4-5
May 14, 1974	Auburn, AL	L, 1-7
Apr 15, 1975	Tallahassee	W, 3-1
Apr 16, 1975	Tallahassee	W, 4-0
May 12, 1975	Auburn, AL	W, 4-1
May 12, 1975	Auburn, AL	L, 3-4
May 24, 1976*	Tallahassee	L, 1-2
Apr 8, 1980	Tallahassee	W, 21-7
Apr 9, 1980	Tallahassee	W, 2-0
Apr 22, 1980	Auburn, AL	W, 9-5
Apr 23, 1980	Auburn, AL	W, 4-2
Apr 28, 1981	Auburn, AL	W, 7-1
Apr 29, 1981	Auburn, AL	W, 4-3
May 6, 1981	Tallahassee	W, 7-5
May 7, 1981	Tallahassee	W, 11-3
Apr 13, 1982	Auburn, AL	L, 5-9
Apr 14, 1982	Auburn, AL	W, 10-8
Apr 20, 1982	Tallahassee	W, 14-0
Apr 21, 1982	Tallahassee	L, 8-9
Feb 22, 1983	Tallahassee	W, 12-9
Feb 23, 1983	Tallahassee	W, 6-1
Mar 24, 1983	Auburn, AL	W, 7-5
Feb 28, 1984	Tallahassee	W, 10-4
Feb 29, 1984	Tallahassee	W, 12-2
May 27, 1989*	Tallahassee	W, 7-6
May 24, 1997*	Tallahassee	L, 7-8
May 25, 1997*	Tallahassee	W, 9-7
May 25, 1997*	Tallahassee	L, 2-5
May 24, 1998*	Tallahassee	W, 16-10
Jun 4, 1999**	Tallahassee	W, 10-2
Jun 5, 1999**	Tallahassee	W, 6-3
May 26, 2001*	Tallahassee	W, 10-6
May 27, 2001*	Tallahassee	W, 9-6
Feb 11, 2005	Tallahassee	W, 7-3
Feb 12, 2005	Tallahassee	W, 6-5
Feb 13, 2005	Tallahassee	L, 2-9
Jun 4, 2005	Tallahassee	W, 4-3
Jun 5, 2005	Tallahassee	W, 10-4
Feb 10, 2006	Auburn, AL	L, 2-5
Feb 11, 2006	Auburn, AL	W, 8-3
Feb 28, 2008	Auburn, AL	W, 7-5
Feb 29, 2008	Auburn, AL	W, 6-5
Mar 1, 2008	Tallahassee	W, 4-3
Mar 2, 2008	Tallahassee	W, 10-1
Feb 26, 2009	Tallahassee	W, 8-7
Feb 27, 2009	Tallahassee	W, 14-5
Feb 28, 2009	Auburn, AL	L, 9-10

FSU Most Runs (Gm): 22 (1960)
FSU Widest Margin: 21-7 (1980), 14-0 (1981), 22-8 (1960)
Auburn Most Runs (Gm): 19 (1964)
Auburn Widest Margin: 18-1 (1968)
High-Scoring Game: 30 (FSU 22-8, 1960)
Low Scoring Game: 1 (FSU 1-0, 1967; Auburn 1-0, 1969)
Longest FSU Win Streak: 13 (1968-1992)
Longest Auburn Win Streak: 5 (1961-1962)
Shutouts By: FSU 5, Auburn 1

AUSTIN PEAY: 5-0

At Florida State: FSU leads 5-0

Mar 16, 1979	Tallahassee	W, 4-2
Mar 16, 1979	Tallahassee	W, 12-0
Mar 13, 1987	Tallahassee	W, 8-3
Mar 14, 1987	Tallahassee	W, 15-0
Mar 15, 1987	Tallahassee	W, 26-1

FSU Most Runs (Gm): 26 (1987)
FSU Widest Margin: 26-1 (1987)
Austin Peay Most Runs (Gm): 3 (1987)
High-Scoring Game: 27 (FSU 26-1, 1987)
Low Scoring Game: 6 (FSU 4-2, 1979)
Longest FSU Win Streak: 5 (1979-Present)
Shutouts By: FSU 2

BALL STATE: 19-2

At Florida State: FSU leads 19-2

Mar 1, 1984	Tallahassee	W, 13-2
Mar 2, 1984	Tallahassee	W, 5-1
Mar 3, 1984	Tallahassee	W, 12-1
Mar 4, 1984	Tallahassee	W, 8-6
Mar 2, 1985	Tallahassee	L, 11-12
Mar 2, 1985	Tallahassee	W, 12-10
Mar 3, 1985	Tallahassee	W, 15-6
Mar 4, 1985	Tallahassee	L, 9-10
Mar 3, 1987	Tallahassee	W, 10-3
Mar 4, 1987	Tallahassee	W, 9-2
Mar 5, 1987	Tallahassee	W, 14-10
Mar 4, 1988	Tallahassee	W, 6-4
Mar 10, 1989	Tallahassee	W, 10-0
Mar 11, 1989	Tallahassee	W, 11-1
Mar 12, 1989	Tallahassee	W, 16-0
Mar 2, 1990	Tallahassee	W, 19-10
Mar 3, 1990	Tallahassee	W, 16-3
Mar 4, 1990	Tallahassee	W, 12-4
Mar 5, 1991	Tallahassee	W, 26-4
Mar 6, 1991	Tallahassee	W, 17-2
Mar 7, 1991	Tallahassee	W, 12-2

FSU Most Runs (Gm): 26 (1991)
FSU Widest Margin: 26-4 (1991)
Ball State Most Runs (Gm): 12 (1985)
Ball State Widest Margin: 12-11 (1985), 10-9 (1985)
High-Scoring Game: 30 (FSU 26-4, 1991)
Low Scoring Game: 6 (FSU 5-1, 1984)
Longest FSU Win Streak: 13 (1987-Present)
Shutouts By: FSU 2

BAPTIST: 7-0

At Florida State: FSU leads 7-0

Mar 21, 1988	Tallahassee	W, 9-8
Mar 22, 1988	Tallahassee	W, 15-1
Mar 23, 1988	Tallahassee	W, 7-0
Feb 20, 1989	Tallahassee	W, 5-4 (10)
Feb 22, 1989	Tallahassee	W, 10-2
Mar 16, 1990	Tallahassee	W, 11-5
Mar 17, 1990	Tallahassee	W, 11-1

FSU Most Runs (Gm): 15 (1988)
FSU Widest Margin: 15-1 (1988)
Baptist Most Runs (Gm): 8 (1988)
High-Scoring Game: 17 (FSU 9-8, 1988)
Low Scoring Game: 7 (FSU 7-0, 1988)
Longest FSU Win Streak: 7 (1988-Present)
Shutouts By: FSU 1

BELMONT ABBEY: 2-0

At Florida State: FSU leads 2-0

Apr 2, 1969	Tallahassee	W, 10-9
Apr 3, 1969	Tallahassee	W, 8-4

BETHUNE-COOKMAN: 5-0

At Florida State: FSU leads 5-0

May 26, 2000*	Tallahassee	W, 6-3
May 25, 2001*	Tallahassee	W, 8-1
Jun 4, 2004*	Tallahassee	W, 10-3
Jun 1, 2007*	Tallahassee	W, 6-2
Jun 3, 2011*	Tallahassee	W, 6-5

FSU Most Runs (Gm): 10 (2004)
FSU Widest Margin: 8-1 (2001), 10-3 (2004)
BCU Most Runs (Gm): 5 (2011)
High-Scoring Game: 13 (FSU 10-3, 2004)
Low Scoring Game: 8 (FSU 6-2, 2007)
Longest FSU Win Streak: 5 (2000-Present)

BISCAYNE: 4-0

At Florida State: FSU leads 2-0
At Biscayne: FSU leads 2-0

Feb 22, 1976	Miami, FL	W, 9-4
Feb 22, 1976	Miami, FL	W, 8-5
Mar 9, 1976	Tallahassee	W, 10-7
Mar 10, 1976	Tallahassee	W, 17-6

FSU Most Runs (Gm): 17 (1976)
FSU Widest Margin: 17-6 (1976)
BC Most Runs (Gm): 7 (1976)
High-Scoring Game: 23 (FSU 17-6, 1976)
Low Scoring Game: 13 (FSU 9-4, 1976; 8-5, 1976)
Longest FSU Win Streak: 4 (1976-Present)

BOWLING GREEN: 1-0

At Florida State: FSU leads 1-0

Mar 25, 1970	Tallahassee	W, 17-8
--------------	-------------	---------

BRADLEY: 1-1

At Florida State: Series tied 1-1

Apr 10, 1950	Tallahassee	W, 3-2
Apr 11, 1950	Tallahassee	L, 1-10

BRIGHAM YOUNG: 1-0

At Florida State: FSU leads 1-0

May 30, 1994*	Tallahassee	W, 7-1
---------------	-------------	--------

BROOKLYN COLLEGE: 1-0

At Florida State: FSU leads 1-0

Mar 16, 1980	Tallahassee	W, 23-5
--------------	-------------	---------

BROWN: 8-1

At Florida State: FSU leads 8-1

Mar 31, 1971	Tallahassee	L, 0-2
Apr 1, 1971	Tallahassee	W, 5-1
Apr 1, 1971	Tallahassee	W, 3-1
Apr 2, 1971	Tallahassee	W, 12-1
Apr 3, 1971	Tallahassee	W, 4-1
Apr 3, 1971	Tallahassee	W, 6-1
Mar 3, 2006	Tallahassee	W, 12-0
Mar 4, 2006	Tallahassee	W, 21-5
Mar 5, 2006	Tallahassee	W, 15-7

FSU Most Runs (Gm): 21 (2006)
FSU Widest Margin: 21-5 (2006)
Brown Most Runs (Gm): 7 (2006)
Brown Widest Margin: 2-0 (1971)
High-Scoring Game: 26 (FSU 21-5, 2006)
Low Scoring Game: 2 (BU 2-0, 1971)
Longest FSU Win Streak: 8 (1971-Present)
Shutouts By: FSU 1, Brown 1

BUCKNELL: 1-1

At Florida State: Series tied 1-1

May 30, 2008*	Tallahassee	L, 0-7
Jun 1, 2008*	Tallahassee	W, 24-9

BUTLER: 1-0

At Florida State: FSU leads 1-0

Mar 10, 2004	Tallahassee	W, 11-2
--------------	-------------	---------

CALIFORNIA: 1-0

At Neutral: FSU leads 1-0

May 31, 1992***	Omaha, NE	W, 5-4
-----------------	-----------	--------

UCLA: 1-0

At Neutral: FSU leads 1-0

Jun 19, 2012***	Omaha, NE	W, 4-1
-----------------	-----------	--------

UC SANTA BARBARA: 1-0

At Neutral: FSU leads 1-0

May 24, 1996*	Stanford, CA	W, 10-1
---------------	--------------	---------

CAL STATE FULLERTON: 7-10

At Florida State: FSU leads 5-4
At Cal State Fullerton: CSF leads 2-1
At Neutral: CSF leads 4-1

Mar 9, 1984	Fullerton, CA	L, 3-5
Mar 10, 1984	Fullerton, CA	L, 1-6
Mar 11, 1984	Fullerton, CA	W, 10-4
Mar 24, 1989	Tallahassee	W, 6-5 (11)
Mar 25, 1989	Tallahassee	L, 4-9



17 CONFERENCE CHAMPIONSHIPS ~ 7 STRAIGHT ACC ATLANTIC DIVISION TITLES

ALL-TIME RESULTS

Mar 26, 1989	Tallahassee	W, 10-0
May 29, 1992***	Omaha, NE	L, 2-7
Jun 2, 1992***	Omaha, NE	L, 0-6
Feb 26, 1993	Tallahassee	W, 3-2
Feb 27, 1993	Tallahassee	L, 2-6
Feb 28, 1993	Tallahassee	L, 6-13
Jun 7, 1994***	Omaha, NE	L, 3-10
Feb 23, 1996	Anaheim, CA	L, 1-3
Feb 15, 1997	Tallahassee	L, 1-2
Feb 15, 1997	Tallahassee	W, 8-5
Feb 16, 1997	Tallahassee	W, 7-4
Jun 16, 1999***	Omaha, NE	W, 7-2

FSU Most Runs (Gm): 10 (1984, 1989)
FSU Widest Margin: 10-0 (1989)
CSF Most Runs (Gm): 13 (1993)
CSF Widest Margin: 13-6 (1993), 10-3 (1994)
High-Scoring Game: 19 (CSF 13-6, 1993)
Low Scoring Game: 3 (CSF 2-1, 1997)
Longest FSU Win Streak: 3 (1997-Present)
Longest CSF Win Streak: 5 (1993-1997)
Shutouts By: FSU 1, CSF 1

CAL STATE NORTHRIDGE: 1-0

At Neutral: FSU leads 1-0

May 26, 1996*	Stanford, CA	W, 9-2
---------------	--------------	--------

CAMPBELLVILLE COLLEGE: 1-0

At Florida State: FSU leads 1-0

Mar 18, 1981	Tallahassee	W, 19-4
--------------	-------------	---------

CAMP LEJEUNE: 3-0

At Florida State: FSU leads 3-0

Mar 13, 1959	Tallahassee	W, 14-4
Mar 14, 1959	Tallahassee	W, 11-3
Mar 15, 1959	Tallahassee	W, 10-8

CENTRAL CONNECTICUT ST: 1-0

At Neutral Site: FSU leads 1-0

June 4, 2010	Norwich, CT*	W, 11-3
--------------	--------------	---------

UCF: 26-5

At Florida State: FSU leads 21-3
At UCF: FSU leads 5-2

Mar 7, 1985	Orlando, FL	W, 6-2
Mar 8, 1985	Orlando, FL	L, 5-6
Apr 8, 1985	Tallahassee	W, 6-3
Apr 9, 1985	Tallahassee	W, 12-0
Apr 10, 1985	Tallahassee	W, 19-6
Apr 1, 1986	Tallahassee	W, 15-12
Apr 2, 1986	Tallahassee	W, 8-3
Apr 26, 1986	Orlando, FL	W, 3-1
Mar 24, 1987	Tallahassee	W, 12-4
Mar 25, 1987	Tallahassee	W, 4-3
Apr 23, 1987	Orlando, FL	L, 5-8
May 1, 1988	Tallahassee	W, 8-1
May 1, 1988	Tallahassee	W, 2-1
May 3, 1988	Orlando, FL	W, 11-3
Mar 10, 1993	Tallahassee	W, 7-5 (12)
May 23, 1997*	Tallahassee	W, 16-2
May 27, 2000*	Tallahassee	L, 8-9
May 28, 2000*	Tallahassee	W, 6-1
May 28, 2000*	Tallahassee	W, 8-1
Jun 1, 2002*	Tallahassee	W, 7-3
Jun 5, 2004*	Tallahassee	W, 3-2
Jun 6, 2004*	Tallahassee	L, 5-7
Jun 6, 2004*	Tallahassee	W, 19-3
May 6, 2011	Tallahassee	W, 8-0
May 7, 2011	Tallahassee	L, 10-14
May 8, 2011	Tallahassee	W, 6-1
Mar 6, 2012	Orlando, FL	W, 7-6
Mar 7, 2012	Orlando, FL	W, 1-0
May 3, 2013	Tallahassee	W, 4-2
May 4, 2013	Tallahassee	W, 6-1
May 5, 2013	Tallahassee	W, 5-4

FSU Most Runs (Gm): 19 (1985, 2004)
FSU Widest Margin: 19-3 (2004)
UCF Most Runs (Gm): 14 (2011)
UCF Widest Margin: 14-10 (2011)
High-Scoring Game: 27 (FSU 15-12, 1986)

Low Scoring Game: 1 (FSU 1-0, 2012)
Longest FSU Win Streak: 8 (1985-1987)
Shutouts By: FSU 3

CENTRAL MICHIGAN: 2-0

At Florida State: FSU leads 1-0
At Neutral: FSU leads 1-0

May 25, 1990*	Starkville, MS	W, 4-2
May 26, 1994*	Tallahassee	W, 8-6

CHARLESTON SOUTHERN: 18-0

At Florida State: FSU leads 18-0

Mar 3, 1992	Tallahassee	W, 14-2
Mar 4, 1992	Tallahassee	W, 13-8
Feb 17, 1998	Tallahassee	W, 16-0
Feb 18, 1998	Tallahassee	W, 13-0
Feb 16, 1999	Tallahassee	W, 12-2
Feb 17, 1999	Tallahassee	W, 7-2
Feb 29, 2000	Tallahassee	W, 7-2
Mar 1, 2000	Tallahassee	W, 12-1
Feb 28, 2003	Tallahassee	W, 9-0
Mar 2, 2003	Tallahassee	W, 2-1
Mar 2, 2003	Tallahassee	W, 10-7
Jan 28, 2005	Tallahassee	W, 2-1
Jan 29, 2005	Tallahassee	W, 9-2
Jan 30, 2005	Tallahassee	W, 11-4
Feb 3, 2006	Tallahassee	W, 6-3
Feb 4, 2006	Tallahassee	W, 12-2
Feb 5, 2006	Tallahassee	W, 15-8
Apr 21, 2010	Tallahassee	W, 12-4

FSU Most Runs (Gm): 16 (1998)
FSU Widest Margin: 16-0 (1998)
CSU Most Runs (Gm): 8 (1992, 2006)
High-Scoring Game: 23 (FSU 15-8, 2006)
Low Scoring Game: 3 (FSU 2-1, 2003; 2-1, 2005)
Longest FSU Win Streak: 18 (1992-Present)
Shutouts By: FSU 3

CHICAGO STATE: 3-0

At Florida State: FSU leads 3-0

Apr 26, 1972	Tallahassee	W, 10-5
Apr 27, 1972	Tallahassee	W, 12-0
Apr 27, 1972	Tallahassee	W, 11-2

CINCINNATI: 22-2

At Florida State: FSU leads 17-1
At Cincinnati: FSU leads 5-1

Apr 13, 1953	Tallahassee	W, 14-1
Apr 16, 1956	Tallahassee	W, 8-2
Mar 19, 1978	Tallahassee	W, 11-5
Mar 20, 1978	Tallahassee	W, 10-6
May 11, 1979	Tallahassee	W, 13-3
May 13, 1982	Tallahassee	W, 10-2
May 13, 1983	Tallahassee	W, 9-2
May 12, 1984	Tallahassee	W, 11-2
May 10, 1985	Tallahassee	W, 24-0
May 9, 1986	Tallahassee	W, 10-3
May 16, 1987	Tallahassee	W, 6-3
May 12, 1989	Cincinnati, OH	L, 0-2
May 13, 1989	Cincinnati, OH	W, 18-7
May 14, 1989	Cincinnati, OH	W, 8-7
May 11, 1990	Tallahassee	W, 6-1
May 12, 1990	Tallahassee	W, 12-3
May 13, 1990	Tallahassee	W, 4-1
May 18, 1990	Tallahassee	L, 4-5
May 20, 1990	Tallahassee	W, 8-5
May 10, 1991	Cincinnati, OH	W, 15-5
May 11, 1991	Cincinnati, OH	W, 10-5
May 12, 1991	Cincinnati, OH	W, 13-9
May 15, 1991	Tallahassee	W, 9-3
May 18, 1991	Tallahassee	W, 13-12

FSU Most Runs (Gm): 24 (1985)
FSU Widest Margin: 24-0 (1985)
Cincinnati Most Runs (Gm): 12 (1991)
Cincinnati Widest Margin: 2-0 (1989)
High-Scoring Game: 25 (FSU 18-7, 1989; 13-12, 1991)
Low Scoring Game: 2 (CU 2-0, 1989)
Longest FSU Win Streak: 10 (1953-1987)
Shutouts By: FSU 1, Cincinnati 1

THE CITADEL: 9-1

At Florida State: FSU leads 9-1

Feb 24, 1998	Tallahassee	W, 9-4
Feb 25, 1998	Tallahassee	W, 15-5
Mar 16, 1999	Tallahassee	W, 10-6
Mar 17, 1999	Tallahassee	W, 8-4
May 28, 1999*	Tallahassee	W, 24-6
Mar 27, 2001	Tallahassee	W, 3-0
Mar 28, 2001	Tallahassee	L, 2-5
Mar 19, 2002	Tallahassee	W, 4-0
Mar 20, 2002	Tallahassee	W, 11-3
Mar 26, 2003	Tallahassee	W, 10-2

FSU Most Runs (Gm): 24 (1999)
FSU Widest Margin: 24-6 (1999)
The Citadel Most Runs (Gm): 6 (1999)
The Citadel Widest Margin: 5-2 (2001)
High-Scoring Game: 30 (FSU 24-6, 1999)
Low Scoring Game: 3 (FSU 3-0, 2001)
Longest FSU Win Streak: 6 (1998-2001)
Shutouts By: FSU 2

CLEVELAND STATE: 3-0

At Florida State: FSU leads 3-0

Mar 24, 1981	Tallahassee	W, 10-3
Mar 20, 1982	Tallahassee	W, 27-4
Mar 21, 1982	Tallahassee	W, 24-15

COASTAL CAROLINA: 11-0

At Florida State: FSU leads 11-0

May 23, 1991*	Tallahassee	W, 6-0
Mar 6, 1992	Tallahassee	W, 6-1
Mar 7, 1992	Tallahassee	W, 5-2
Feb 25, 1994	Tallahassee	W, 4-0
Feb 26, 1994	Tallahassee	W, 17-2
Feb 27, 1994	Tallahassee	W, 4-1
Feb 17, 1995	Tallahassee	W, 10-2
Feb 19, 1995	Tallahassee	W, 6-0
Mar 8, 1996	Tallahassee	W, 11-4
Mar 9, 1996	Tallahassee	W, 16-8
Mar 10, 1996	Tallahassee	W, 7-3

FSU Most Runs (Gm): 17 (1994)
FSU Widest Margin: 17-2 (1994)
Coastal Carolina Most Runs (Gm): 8 (1996)
High-Scoring Game: 24 (FSU 16-8, 1996)
Low Scoring Game: 4 (FSU 4-0, 1994)
Longest FSU Win Streak: 11 (1991-Present)
Shutouts By: FSU 3

COLLEGE OF CHARLESTON: 9-1

At Florida State: FSU leads 9-1

Feb 1, 1992	Tallahassee	W, 15-3
Feb 2, 1992	Tallahassee	W, 4-1
Feb 19, 1993	Tallahassee	W, 7-6
Feb 20, 1993	Tallahassee	W, 19-0
Feb 21, 1993	Tallahassee	W, 17-2
Mar 8, 1994	Tallahassee	L, 0-3
Mar 9, 1994	Tallahassee	W, 4-0
Mar 10, 1994	Tallahassee	W, 7-0
Mar 28, 1995	Tallahassee	W, 11-1
Mar 29, 1995	Tallahassee	W, 12-1

FSU Most Runs (Gm): 19 (1993)
FSU Widest Margin: 19-0 (1993)
College of Charleston Most Runs (Gm): 6 (1993)
College of Charleston Widest Margin: 3-0 (1994)
High-Scoring Game: 19 (FSU 19-0, 1993)
Low Scoring Game: 3 (Col. of Char. 3-0, 1994)
Longest FSU Win Streak: 5 (1992-1993)
Shutouts By: FSU 3, College of Charleston 1

COLUMBUS : 5-0

At Florida State: FSU leads 3-0
At Columbus: FSU leads 2-0

Apr 2, 1974	Tallahassee	W, 3-0
May 12, 1974	Columbus, GA	W, 4-2
Apr 2, 1975	Tallahassee	W, 10-2
May 11, 1975	Columbus, GA	W, 6-4
Mar 3, 1976	Tallahassee	W, 5-4



ALL-TIME RESULTS

FSU Most Runs (Gm): 10 (1975)
FSU Widest Margin: 10-2 (1975)
CU Most Runs (Gm): 4 (1975, 1976)
High-Scoring Game: 12 (FSU 10-2, 1975)
Low Scoring Game: 3 (FSU 3-0, 1974)
Longest FSU Win Streak: 6 (1974-Present)
Shutouts By: FSU 1

CONNECTICUT: 0-1

At Neutral: Connecticut leads 1-0

Jun 9, 1957***	Omaha, NE	L, 3-5
----------------	-----------	--------

CUMBERLAND: 2-0

At Florida State: FSU leads 2-0

Apr 11, 1973	Tallahassee	W, 3-0
Apr 12, 1973	Tallahassee	W, 9-0

DARTMOUTH: 1-0

At Neutral: FSU leads 1-0

Jun 14, 1970***	Omaha, NE	W, 6-0
-----------------	-----------	--------

DAVIDSON: 1-0

At Florida State: FSU leads 1-0

Mar 23, 1954	Tallahassee	W, 7-1
--------------	-------------	--------

DAYTON: 1-0

At Florida State: FSU leads 1-0

Mar 29, 1980	Tallahassee	W, 28-2
--------------	-------------	---------

DELAWARE: 1-1

At Florida State: Series tied 1-1

May 26, 1979*	Tallahassee	L, 6-7
May 22, 1998*	Tallahassee	W, 27-6

DUQUESNE: 3-0

At Florida State: FSU leads 3-0

Feb 23, 2008	Tallahassee	W, 14-3
Feb 23, 2008	Tallahassee	W, 15-3
Feb 24, 2008	Tallahassee	W, 15-3

EAST CAROLINA: 4-3

At Florida State: ECU leads 2-1
At Neutral: FSU leads 3-1

Apr 22, 1962	Tallahassee	L, 2-19
Apr 26, 1963	Tallahassee	W, 6-1
Jun 3, 1966\$	Gastonia, NC	W, 6-3
May 30, 1968\$	Gastonia, NC	L, 1-2
Jun 1, 1968\$	Gastonia, NC	W, 3-2
May 28, 1970\$	Gastonia, NC	W, 2-0
May 25, 1984*	Tallahassee	L, 4-7

FSU Most Runs (Gm): 6 (1963, 1966)
FSU Widest Margin: 6-1 (1963)
ECU Most Runs (Gm): 19 (1962)
ECU Widest Margin: 19-2 (1962)
High-Scoring Game: 21 (ECU 19-2, 1962)
Low Scoring Game: 2 (FSU 2-0, 1970)
Shutouts By: FSU 1

EAST TENNESSEE STATE: 2-0

At Florida State: FSU leads 2-0

Mar 8, 1978	Tallahassee	W, 14-1
Mar 9, 1978	Tallahassee	W, 7-4

EASTERN ILLINOIS: 1-0

At Florida State: FSU leads 1-0

Mar 27, 1980	Tallahassee	W, 10-9
--------------	-------------	---------

EASTERN MICHIGAN: 0-2

At Neutral: Eastern Michigan leads 2-0

Jun 7, 1975***	Omaha, NE	L, 1-2
May 28, 1982*	Austin, TX	L, 2-7

EVANSVILLE: 4-0

At Florida State: FSU leads 4-0

May 27, 2000	Tallahassee	W, 11-2
Feb 14, 2003	Tallahassee	W, 13-2
Feb 15, 2003	Tallahassee	W, 14-3
Feb 16, 2003	Tallahassee	W, 11-1

FAIRLEIGH DICKINSON: 2-0

At Florida State: FSU leads 2-0

Apr 1, 1973	Tallahassee	W, 5-0
Apr 1, 1973	Tallahassee	W, 2-1

FLAGLER: 4-1

At Florida State: FSU leads 4-1

Apr 20, 1980	Tallahassee	W, 12-1
Apr 9, 1981	Tallahassee	L, 3-4
Apr 9, 1981	Tallahassee	W, 12-4
Apr 30, 1982	Tallahassee	W, 5-2
May 1, 1982	Tallahassee	W, 13-1

FSU Most Runs (Gm): 13 (1982)
FSU Widest Margin: 13-1 (1982)
Flagler Most Runs (Gm): 4 (1981, 1982)
Flagler Widest Margin: 4-3 (1981)
High-Scoring Game: 16 (FSU 12-4, 1981)
Low Scoring Game: 7 (FC 4-3, 1981; FSU 5-2, 1982)
Longest FSU Win Streak: 3 (1981-Present)

FLORIDA: 125-101-1

At Florida State: FSU leads 71-39-1
At Florida: UF leads 54-44
At Neutral: FSU leads 10-8

Apr 9, 1956	Gainesville, FL	L, 5-7
Apr 5, 1957	Tallahassee	L, 2-13
Apr 6, 1957	Tallahassee	W, 4-1
Apr 11, 1958	Gainesville, FL	L, 7-8
Apr 12, 1958	Gainesville, FL	L, 1-8
Jun 7, 1958\$	Gastonia, NC	L, 1-2
Mar 28, 1959	Tallahassee	W, 8-7
Apr 10, 1959	Tallahassee	L, 3-6
Apr 11, 1959	Tallahassee	L, 7-9
May 9, 1960	Gainesville, FL	W, 8-4
May 10, 1960	Gainesville, FL	W, 13-11
Apr 3, 1961	Tallahassee	L, 2-3
Apr 4, 1961	Tallahassee	W, 8-5
May 18, 1962	Tallahassee	L, 5-9
May 19, 1962	Tallahassee	W, 6-2
May 31, 1962\$	Gastonia, NC	L, 0-1
Jun 2, 1962\$	Gastonia, NC	W, 3-1 (5-1)
May 3, 1963	Gainesville, FL	L, 1-3
May 4, 1963	Gainesville, FL	L, 3-6
May 24, 1963	Tallahassee	W, 6-2
May 25, 1963	Tallahassee	W, 5-1
May 26, 1963	Tallahassee	L, 1-3
May 22, 1964	Tallahassee	L, 2-6
May 23, 1964	Tallahassee	W, 4-3
May 24, 1964	Tallahassee	L, 1-2
May 30, 1964	Gainesville, FL	L, 1-2
May 30, 1964	Gainesville, FL	W, 5-4
May 21, 1965	Gainesville, FL	L, 6-8
May 22, 1965	Gainesville, FL	W, 3-2
Jun 2, 1965	Tallahassee	W, 5-4
Jun 3, 1965	Tallahassee	L, 10-11
May 6, 1966	Gainesville, FL	W, 16-4
May 7, 1966	Gainesville, FL	L, 0-1
May 20, 1966	Tallahassee	W, 16-4
May 21, 1966	Tallahassee	W, 4-0
May 19, 1967	Tallahassee	W, 7-5
May 20, 1967	Tallahassee	L, 2-5
May 26, 1967	Gainesville, FL	W, 6-3
May 27, 1967	Gainesville, FL	L, 1-2
May 27, 1967	Gainesville, FL	L, 1-3
May 7, 1968	Gainesville, FL	L, 2-3
May 8, 1968	Gainesville, FL	L, 2-3
May 24, 1968	Tallahassee	W, 1-0
May 25, 1968	Tallahassee	W, 5-0
May 25, 1968	Tallahassee	W, 5-0
Apr 28, 1969	Tallahassee	W, 3-1
Apr 29, 1969	Tallahassee	W, 9-4
May 23, 1969	Gainesville, FL	L, 0-8
May 24, 1969	Gainesville, FL	L, 1-3

May 24, 1969	Gainesville, FL	W, 3-1
May 12, 1970	Gainesville, FL	L, 1-3
May 13, 1970	Gainesville, FL	L, 4-5
May 22, 1970	Tallahassee	L, 3-4
May 23, 1970	Tallahassee	W, 1-0
May 23, 1970	Tallahassee	W, 9-4
May 21, 1971	Gainesville, FL	W, 7-2
May 22, 1971	Gainesville, FL	W, 2-0
May 22, 1971	Gainesville, FL	L, 3-4
May 28, 1971	Tallahassee	L, 1-4
May 29, 1971	Tallahassee	W, 7-0
May 19, 1972	Gainesville, FL	L, 1-3
May 20, 1972	Gainesville, FL	L, 1-3
May 26, 1972	Tallahassee	W, 8-1
May 27, 1972	Tallahassee	W, 4-2
May 27, 1972	Tallahassee	W, 9-4
May 19, 1973	Tallahassee	W, 3-0
May 20, 1973	Tallahassee	W, 9-5
May 25, 1973	Gainesville, FL	W, 8-7
May 26, 1973	Gainesville, FL	L, 0-4
May 26, 1973	Gainesville, FL	W, 8-0
May 17, 1974	Tallahassee	T, 0-0
May 18, 1974	Tallahassee	L, 2-6
May 18, 1974	Tallahassee	W, 4-3
May 19, 1974	Tallahassee	L, 4-5
May 20, 1974	Tallahassee	W, 4-3
Mar 1, 1975	Tallahassee	W, 14-0
Mar 2, 1975	Tallahassee	W, 6-4
Apr 29, 1975	Gainesville, FL	W, 9-5
Apr 29, 1975	Gainesville, FL	L, 5-8
Apr 30, 1975	Gainesville, FL	W, 8-7
Apr 12, 1976	Tallahassee	W, 8-2
Apr 13, 1976	Tallahassee	W, 3-1
Apr 20, 1976	Gainesville, FL	W, 8-5
Apr 21, 1976	Gainesville, FL	W, 11-3
Mar 7, 1977	Tallahassee	L, 3-8
Mar 7, 1977	Tallahassee	L, 1-2
Apr 16, 1977	Gainesville, FL	L, 3-7
Apr 17, 1977	Gainesville, FL	W, 8-7
Apr 26, 1978	Tallahassee	W, 5-1
Apr 27, 1978	Tallahassee	W, 9-8
May 2, 1978	Gainesville, FL	W, 7-1
May 2, 1978	Gainesville, FL	L, 4-5
Mar 8, 1979	Gainesville, FL	W, 4-3
Mar 9, 1979	Gainesville, FL	L, 3-16
Apr 8, 1979	Tallahassee	W, 12-7
May 4, 1979	Tallahassee	W, 20-7
May 25, 1979*	Tallahassee	L, 5-9
Mar 8, 1980	Tallahassee	L, 6-21
Apr 15, 1980	Gainesville, FL	W, 2-1
Apr 16, 1980	Gainesville, FL	W, 15-2
Mar 13, 1981	Gainesville, FL	W, 3-1
Mar 14, 1981	Gainesville, FL	L, 5-17
Apr 1, 1981	Tallahassee	W, 14-10
Apr 2, 1981	Tallahassee	L, 9-12
May 21, 1981*	Miami	W, 5-1
May 23, 1981*	Miami	L, 4-5
Mar 11, 1982	Tallahassee	W, 17-6
Mar 12, 1982	Tallahassee	W, 8-1
Mar 13, 1982	Gainesville, FL	L, 6-9
Mar 14, 1982	Gainesville, FL	W, 7-6
Mar 5, 1983	Gainesville, FL	L, 2-6
Mar 6, 1983	Gainesville, FL	L, 14-16
Apr 8, 1983	Tallahassee	L, 5-7
Apr 9, 1983	Tallahassee	W, 9-3
Feb 5, 1984	Tallahassee	L, 3-8
Apr 4, 1984	Tallahassee	L, 3-11
Apr 5, 1984	Tallahassee	W, 11-9
Apr 17, 1984	Gainesville, FL	L, 7-8
Apr 18, 1984	Gainesville, FL	W, 7-4
Mar 15, 1985	Gainesville, FL	L, 2-3
Mar 16, 1985	Gainesville, FL	L, 1-6
Mar 28, 1985	Tallahassee	W, 12-10
Apr 2, 1985	Tallahassee	L, 3-6
Feb 25, 1986	Gainesville, FL	W, 10-6
Feb 26, 1986	Gainesville, FL	W, 10-7
Apr 15, 1986	Tallahassee	W, 7-6
Apr 16, 1986	Tallahassee	W, 8-0
Apr 14, 1987	Tallahassee	W, 12-6
Apr 15, 1987	Tallahassee	W, 14-11
May 5, 1987	Gainesville, FL	L, 5-10
May 6, 1987	Gainesville, FL	L, 5-7
Apr 13, 1988	Tallahassee	W, 7-2
Apr 20, 1988	Gainesville, FL	L, 5-8
May 28, 1988*	Tallahassee	L, 3-9
Feb 18, 1989	Gainesville, FL	L, 1-5



17 CONFERENCE CHAMPIONSHIPS ~ 7 STRAIGHT ACC ATLANTIC DIVISION TITLES

ALL-TIME RESULTS

Feb 19, 1989	Gainesville, FL	L, 5-6
Apr 11, 1989	Tallahassee	L, 0-5
Apr 12, 1989	Tallahassee	W, 7-5
Mar 8, 1990	Gainesville, FL	W, 5-1
Mar 9, 1990	Gainesville, FL	W, 3-2
Mar 10, 1990	Tallahassee	W, 5-3
Mar 11, 1990	Tallahassee	W, 7-6
Mar 9, 1991	Tallahassee	W, 8-3
Mar 10, 1991	Tallahassee	W, 5-3
Apr 16, 1991	Gainesville, FL	W, 4-2
Apr 17, 1991	Gainesville, FL	L, 3-4
Jun 2, 1991***	Omaha, NE	L, 0-5
Feb 19, 1992	Gainesville, FL	L, 1-2
Apr 8, 1992	Tallahassee	W, 4-0
Apr 15, 1992	Tallahassee	L, 1-3
May 5, 1992	Gainesville, FL	W, 4-1
Mar 4, 1993	Tallahassee	W, 2-0
Mar 5, 1993	Tallahassee	W, 9-3
Mar 6, 1993	Gainesville, FL	W, 4-2
Mar 7, 1993	Gainesville, FL	W, 8-4
Mar 3, 1994	Gainesville, FL	L, 0-4
Mar 4, 1994	Gainesville, FL	W, 10-5
Mar 5, 1994	Tallahassee	W, 7-2
Mar 6, 1994	Tallahassee	L, 5-12
Mar 9, 1995	Tallahassee	W, 6-3
Mar 10, 1995	Tallahassee	W, 2-1
Mar 11, 1995	Gainesville, FL	W, 7-0
Mar 12, 1995	Gainesville, FL	L, 3-9
Feb 29, 1996	Gainesville, FL	W, 11-2
Mar 2, 1996	Tallahassee	L, 4-6
Mar 3, 1996	Tallahassee	L, 10-11
Jun 1, 1996***	Omaha, NE	L, 2-5
Jun 4, 1996***	Omaha, NE	L, 3-6
Feb 27, 1997	Tallahassee	L, 2-3 (11)
Feb 28, 1997	Tallahassee	W, 10-8
Mar 1, 1997	Gainesville, FL	L, 6-13
Mar 2, 1997	Gainesville, FL	W, 9-5
Feb 21, 1998	Gainesville, FL	L, 1-3
Feb 28, 1998	Tallahassee	W, 9-7
Mar 1, 1998	Tallahassee	L, 5-10 (10)
Feb 20, 1999	Tallahassee	L, 5-6
Feb 21, 1999	Tallahassee	W, 12-3
Feb 27, 1999	Gainesville, FL	L, 2-4
Feb 28, 1999	Gainesville, FL	W, 8-4
Feb 19, 2000	Gainesville, FL	W, 15-6
Feb 20, 2000	Gainesville, FL	W, 17-8
Feb 26, 2000	Tallahassee	W, 6-2
Feb 27, 2000	Tallahassee	W, 8-7
Feb 17, 2001	Tallahassee	W, 19-6
Feb 18, 2001	Tallahassee	L, 5-6
Feb 24, 2001	Gainesville, FL	L, 2-3 (10)
Feb 25, 2001	Gainesville, FL	W, 13-11
Mar 1, 2002	Gainesville, FL	W, 5-4
Mar 3, 2002	Tallahassee	W, 9-4
Mar 7, 2003	Tallahassee	W, 5-4
Mar 8, 2003	Tallahassee	W, 9-7
Mar 9, 2003	Gainesville, FL	L, 8-9
Mar 31, 2004	Gainesville, FL	L, 6-7 (11)
Apr 21, 2004	Tallahassee, FL	W, 16-4
May 12, 2004	Gainesville, FL	L, 2-3
Mar 30, 2005	Tallahassee	L, 2-9
Apr 19, 2005	Tallahassee	W, 4-2
May 3, 2005	Gainesville, FL	W, 9-4
Jun 10, 2005**	Gainesville, FL	L, 1-8
Jun 11, 2005**	Gainesville, FL	L, 5-8
Feb 28, 2006	Gainesville, FL	W, 6-4
Apr 19, 2006	Tallahassee	L, 3-8
Feb 20, 2007	Gainesville, FL	W, 14-6
Apr 3, 2007	Jacksonville, FL	L, 7-16
Apr 18, 2007	Tallahassee	L, 4-5
Mar 18, 2008	Gainesville, FL	L, 1-6
Apr 1, 2008	Jacksonville, FL	W, 10-2
Apr 15, 2008	Tallahassee	W, 4-2
May 31, 2008*	Tallahassee	W, 17-11
Mar 17, 2009	Gainesville, FL	L, 4-5
Mar 31, 2009	Jacksonville, FL	W, 3-2 (5)
Apr 14, 2009	Tallahassee	L, 2-10
Mar 2, 2010	Tampa, FL	W, 10-5
Mar 16, 2010	Gainesville, FL	L, 5-8
Mar 30, 2010	Jacksonville, FL	W, 7-2
Apr 13, 2010	Tallahassee, FL	W, 3-2
June 21, 2010	Omaha, NE***	W, 8-5
Mar 1, 2011	Tampa, FL	W, 5-3
Mar 15, 2011	Gainesville, FL	L, 4-5 (10)
Mar 29, 2011	Jacksonville, FL	W, 5-2
Apr 12, 2011	Tallahassee	W, 3-1

Mar 13, 2012	Gainesville, FL	L, 2-9
Mar 27, 2012	Jacksonville, FL	L, 1-4
Apr 10, 2012	Tallahassee	L, 3-6
Mar 12, 2013	Gainesville, FL	W, 4-1
Mar 26, 2013	Jacksonville, FL	W, 2-1
Apr 9, 2013	Tallahassee, FL	L, 3-4

FSU Most Runs (Gm): 20 (1979)
FSU Widest Margin: 14-0 (1975)
UF Most Runs (Gm): 21 (1980)
UF Widest Margin: 21-6 (1980)
High-Scoring Game: 30 (UF 16-14, 1983)
Low Scoring Game: 1 (Four times)
Longest FSU Win Streak: 8 (1989-1991)
Longest UF Win Streak: 5 (1988-89; 1996-97)
Shutouts By: FSU 12, UF 7

FLORIDA A&M: 13-0

At Florida State: FSU leads 10-0
At Florida A&M: FSU leads 3-0

Mar 25, 1971	Tallahassee	W, 2-1
Mar 26, 1971	Tallahassee	W, 21-0
Mar 28, 1971	Tallahassee	W, 7-1
Apr 13, 1972	Tallahassee	W, 9-2
Apr 19, 1972	Tallahassee	W, 9-2
May 2, 1972	at FAMU	W, 12-4
May 3, 1972	at FAMU	W, 13-7
Apr 23, 1973	at FAMU	W, 14-6
May 7, 1973	Tallahassee	W, 8-1
Apr 5, 1979	Tallahassee	W, 13-1
Apr 24, 1979	Tallahassee	W, 20-1
May 2, 1979	Tallahassee	W, 9-1
May 3, 2002	Tallahassee	W, 17-7

FSU Most Runs (Gm): 21 (1971)
FSU Widest Margin: 21-0 (1971)
FAMU Most Runs (Gm): 7 (2002, 1972)
High-Scoring Game: 24 (FSU 17-7, 2002)
Low Scoring Game: 3 (FSU 2-1, 1971)
Longest FSU Win Streak: 13 (1971-Present)
Shutouts By: FSU 1

FLORIDA ATLANTIC: 8-1

At Florida State: FSU leads 8-1

Feb 3, 1995	Tallahassee	W, 21-4
Feb 4, 1995	Tallahassee	W, 11-7
Feb 5, 1995	Tallahassee	W, 8-4
Apr 30, 1996	Tallahassee	W, 9-8
May 1, 1996	Tallahassee	W, 13-5
Mar 18, 1997	Tallahassee	W, 11-3
Mar 19, 1997	Tallahassee	L, 5-13
Mar 24, 1998	Tallahassee	W, 15-3
Mar 25, 1998	Tallahassee	W, 7-5

FSU Most Runs (Gm): 21 (1995)
FSU Widest Margin: 21-4 (1995)
FAU Most Runs (Gm): 13 (1997)
FAU Widest Margin: 13-5 (1997)
High-Scoring Game: 25 (FSU 21-4, 1995)
Low Scoring Game: 12 (FSU 8-4, 1995; 7-5, 1998)
Longest FSU Win Streak: 6 (1995-97)

FLORIDA GULF COAST: 5-1

At Florida State: FSU leads 5-1

Mar 24, 2009	Tallahassee	W, 11-3
Mar 25, 2009	Tallahassee	W, 11-9
Apr 19, 2011	Tallahassee	W, 13-2
Apr 20, 2011	Tallahassee	W, 6-4
Apr 4, 2012	Tallahassee	L, 1-5
Apr 2, 2013	Tallahassee	W, 12-9

FLORIDA INTERNATIONAL: 16-6

At Florida State: FSU leads 13-4
At FIU: FSU leads 3-2

Feb 16, 1973	Miami, FL	W, 7-4
Mar 18, 1974	Miami, FL	W, 5-2
Apr 15, 1974	Tallahassee	W, 2-0
Apr 15, 1974	Tallahassee	L, 4-5
Mar 15, 1975	Tallahassee	W, 7-5
Mar 22, 1975	Tallahassee	W, 12-4
Apr 21, 1984	Tallahassee	W, 10-3
Apr 22, 1984	Tallahassee	W, 12-3

Mar 8, 1986	Tallahassee	W, 9-3
Mar 9, 1986	Tallahassee	W, 12-10
Apr 29, 1986	Miami, FL	W, 12-0
Mar 26, 1988	Tallahassee	L, 7-8
Mar 27, 1988	Tallahassee	W, 5-2
May 4, 1988	Miami, FL	L, 1-2
Feb 20, 1990	Tallahassee	W, 5-0
Feb 21, 1990	Tallahassee	L, 3-4
May 2, 1990	Miami, FL	L, 3-4
May 24, 1991*	Tallahassee	W, 6-3
May 6, 2009	Tallahassee	W, 15-5
Feb 24, 2012	Tallahassee	L, 5-8
Feb 25, 2012	Tallahassee	W, 3-1
Feb 26, 2012	Tallahassee	W, 2-1

FSU Most Runs (Gm): 12 (1975, 1984, 1986)
FSU Widest Margin: 12-0 (1986)
FIU Most Runs (Gm): 10 (1986)
FIU Widest Margin: 8-5 (2012)
High-Scoring Game: 22 (FSU 12-10, 1986)
Low Scoring Game: 2 (FSU 2-0, 1974)
Longest FSU Win Streak: 7 (1975-86)
Shutouts By: FSU 3

FLORIDA SOUTHERN: 30-13-1

At Florida State: FSU leads 20-9
At Florida Southern: FSU leads 10-4-1

Apr 15, 1949	Tallahassee	L, 3-5
Apr 16, 1949	Tallahassee	L, 8-10
May 20, 1949	Lakeland, FL	L, 1-3
May 21, 1949	Lakeland, FL	L, 1-3
Apr 7, 1950	Tallahassee	L, 2-4
Apr 8, 1950	Tallahassee	W, 10-6
Mar 26, 1951	Lakeland, FL	W, 15-6
Mar 27, 1951	Lakeland, FL	W, 13-3
May 3, 1951	Tallahassee	W, 6-5
Apr 25, 1952	Tallahassee	W, 9-3
Apr 26, 1952	Tallahassee	W, 5-0
Apr 29, 1952	Tallahassee	W, 22-11
May 8, 1953	Lakeland, FL	L, 2-7
May 9, 1953	Lakeland, FL	W, 15-4
May 7, 1954	Tallahassee	W, 10-1
May 8, 1954	Tallahassee	W, 16-1
Mar 11, 1955	Lakeland, FL	W, 4-1
Mar 12, 1955	Lakeland, FL	W, 15-0
Mar 23, 1956	Tallahassee	W, 9-2
Mar 24, 1956	Tallahassee	W, 8-5
Apr 26, 1957	Lakeland, FL	W, 4-0
Apr 27, 1957	Lakeland, FL	W, 10-2
Apr 28, 1958	Tallahassee	W, 5-0
Apr 29, 1958	Tallahassee	W, 11-1
Apr 17, 1959	Tallahassee	L, 1-2
Apr 20, 1960	Tallahassee	L, 4-11
Apr 21, 1960	Tallahassee	L, 3-5
Apr 14, 1961	Lakeland, FL	W, 5-4
Apr 15, 1961	Lakeland, FL	W, 13-2
May 11, 1962	Tallahassee	W, 9-7
May 12, 1962	Tallahassee	W, 12-11
Mar 29, 1963	Tallahassee	W, 9-0
Mar 30, 1963	Tallahassee	W, 6-0
Mar 16, 1964	Tallahassee	W, 5-2
Mar 17, 1964	Tallahassee	L, 4-8
Mar 15, 1965	Tallahassee	W, 4-3
Mar 6, 1969	Lakeland, FL	T, 5-5
Mar 20, 1970	Lakeland, FL	W, 1-0
Apr 23, 1970	Tallahassee	W, 7-6
Mar 18, 1972	Lakeland, FL	W, 11-4
Mar 31, 1972	Tallahassee	L, 2-4
Mar 26, 1973	Lakeland, FL	L, 2-3
Mar 19, 1974	Lakeland, FL	W, 9-7
Apr 22, 1974	Tallahassee	L, 2-4

FSU Most Runs (Gm): 22 (1952)
FSU Widest Margin: 16-1 (1954), 15-0 (1955)
Fla. Southern Most Runs (Gm): 11 (1952, 1960, 1962)
Fla. Southern Widest Margin: 11-4 (1960)
High-Scoring Game: 33 (FSU 22-11, 1952)
Low Scoring Game: 3 (Fla. Southern 2-1, 1959)
Longest FSU Win Streak: 11 (1953-58)
Longest Fla. Southern Win Streak: 3 (1959-60)
Shutouts By: FSU 7



ALL-TIME RESULTS

FRESNO STATE: 0-1

At Neutral: Fresno State leads 1-0

May 31, 1991*** Omaha, NE L, 3-6

FURMAN: 14-1

At Florida State: FSU leads 12-1

At Neutral: FSU leads 2-0

Table of game results for Furman vs FSU, including dates, locations, and scores.

FSU Most Runs (Gm): 21 (1962)
FSU Widest Margin: 20-0 (1956)
Furman Most Runs (Gm): 9 (1962)
Furman Widest Margin: 7-2 (1962)
High-Scoring Game: 30 (FSU 21-9, 1992)
Low Scoring Game: 3 (FSU 2-1, 1965)
Longest FSU Win Streak: 10 (1962-Present)
Shutouts By: FSU 3

GEORGE MASON: 1-0

At Home: FSU leads 1-0

May 23, 1985* Tallahassee W, 11-0

GEORGE WASHINGTON: 2-0

At Neutral: FSU leads 2-0

Jun 5, 1958\$ Gastonia, NC W, 3-1
Jun 4, 1959\$ Gastonia, NC W, 3-2

GEORGIA: 36-25

At Florida State: FSU leads 20-12

At Georgia: FSU leads 16-13

Table of game results for Georgia vs FSU, including dates, locations, and scores.

Table of game results for Georgia vs FSU (continued), including dates, locations, and scores.

FSU Most Runs (Gm): 18 (1964)
FSU Widest Margin: 16-4 (1959) and 17-5 (2010)
UGA Most Runs (Gm): 21 (1982)
UGA Widest Margin: 21-5 (1982)
High-Scoring Game: 29 (FSU 18-11, 1964)
Low Scoring Game: 2 (UGA 2-0, 1951; UGA 2-0, 1956)
Longest FSU Win Streak: 6 (2008-11)
Longest UGA Win Streak: 3 (1987-01; 2006-08)
Shutouts By: FSU 3, UGA 3

GEORGIA-SAVANNAH: 0-1

At Savannah: Georgia Savannah leads 1-0

Apr 24, 1948 Savannah, GA L, 4-9

GEORGIA SOUTHERN: 76-29

At Florida State: FSU leads 46-18

At Georgia Southern: FSU leads 30-11

Table of game results for Georgia Southern vs FSU, including dates, locations, and scores.

Table of game results for Georgia Southern vs FSU (continued), including dates, locations, and scores.

FSU Most Runs (Gm): 21 (1984)
FSU Widest Margin: 21-3 (1984)
GSU Most Runs (Gm): 13 (1974)
GSU Widest Margin: 13-3 (1974)
High-Scoring Game: 28 (FSU 19-9, 1984)
Low Scoring Game: 1 (FSU 1-0, 1971)
Longest FSU Win Streak: 16 (1965-68)
Longest GSU Win Streak: 4 (1979-81)
Shutouts By: FSU 8, GSU 2

GEORGIA SW: 3-1

At Florida State: FSU leads 2-0

At Georgia SW: Series tied 1-1

Table of game results for Georgia SW vs FSU, including dates, locations, and scores.

FSU Most Runs (Gm): 20 (1976)
FSU Widest Margin: 20-1 (1976)



17 CONFERENCE CHAMPIONSHIPS ~ 7 STRAIGHT ACC ATLANTIC DIVISION TITLES

ALL-TIME RESULTS

GSW Most Runs (Gm): 9 (1976)
GSW Widest Margin: 9-7 (1976)
High-Scoring Game: 21 (FSU 20-1, 1976)
Low Scoring Game: 14 (FSU 10-4, 1976)
Shutouts By: FSU 1

GEORGIA STATE: 28-2

At Florida State: FSU leads 20-0
At Georgia State: FSU leads 8-2

Feb 26, 1981	Tallahassee	W, 19-3
Feb 26, 1981	Tallahassee	W, 8-7
Feb 27, 1981	Tallahassee	W, 19-2
Mar 27, 1981	Atlanta, GA	W, 15-5
Mar 28, 1981	Atlanta, GA	W, 16-8
Mar 29, 1981	Atlanta, GA	L, 1-3
Feb 13, 1982	Tallahassee	W, 23-0
Feb 13, 1982	Tallahassee	W, 9-1
Feb 14, 1982	Tallahassee	W, 25-11
Apr 3, 1982	Atlanta, GA	W, 17-8
Apr 4, 1982	Atlanta, GA	W, 31-6
Apr 29, 1983	Tallahassee	W, 17-4
Apr 30, 1983	Tallahassee	W, 10-2
Apr 30, 1983	Tallahassee	W, 8-3
May 2, 1983	Atlanta, GA	W, 10-1
May 2, 1983	Atlanta, GA	L, 4-7
May 3, 1983	Atlanta, GA	W, 9-7
Mar 31, 1984	Atlanta, GA	W, 8-6
Apr 1, 1984	Atlanta, GA	W, 26-13
Mar 29, 1985	Tallahassee	W, 14-0
Mar 29, 1985	Tallahassee	W, 10-4
Mar 18, 1992	Tallahassee	W, 7-1
Mar 19, 1992	Tallahassee	W, 22-0
May 15, 1992	Tallahassee	W, 36-7
May 16, 1992	Tallahassee	W, 17-4
May 21, 1993	Tallahassee	W, 23-1
May 22, 1993	Tallahassee	W, 12-4
Feb 19, 2010	Tallahassee	W, 11-3
Feb 20, 2010	Tallahassee	W, 14-7
Feb 21, 2010	Tallahassee	W, 12-2

FSU Most Runs (Gm): 36 (1992)
FSU Widest Margin: 36-7 (1992)
GSU Most Runs (Gm): 13 (1984)
GSU Widest Margin: 7-4 (1983)
High-Scoring Game: 43 (FSU 36-7, 1992)
Low Scoring Game: 4 (GSU 3-1, 1981)
Longest FSU Win Streak: 14 (1983-Present)
Shutouts By: FSU 3

GEORGIA TEACHERS: 17-2

May 7, 1948		W, 5-2
May 8, 1948		W, 12-8
Mar 20, 1953	Tallahassee	W, 14-6
Mar 21, 1952	Tallahassee	W, 15-4
Apr 24, 1952		L, 2-6
Apr 25, 1952		W, 15-6
Apr 15, 1954	Tallahassee	W, 7-4
Apr 29, 1955		W, 10-3
Apr 30, 1955		W, 12-2
Mar 19, 1956	Tallahassee	W, 6-5
Mar 20, 1956	Tallahassee	W, 10-5
May 5, 1956	Tallahassee	W, 5-3
Apr 19, 1957		W, 13-2
Apr 20, 1957		W, 8-3
May 31, 1957\$	Gastonia, NC	W, 5-3
May 16, 1958	Tallahassee	W, 15-10
May 17, 1958	Tallahassee	W, 17-3
Apr 25, 1959	Tallahassee	W, 7-1
May 9, 1959		L, 4-5

GRAMBLING STATE: 17-1

At Florida State: FSU leads 17-1

Feb 11, 1985	Tallahassee	W, 13-7
Feb 12, 1985	Tallahassee	W, 8-2
Feb 12, 1986	Tallahassee	W, 10-1
Feb 13, 1986	Tallahassee	W, 20-6
Feb 14, 1986	Tallahassee	L, 1-3
Feb 12, 1987	Tallahassee	W, 4-3
Feb 13, 1987	Tallahassee	W, 9-2
Feb 14, 1987	Tallahassee	W, 12-6
Feb 12, 1988	Tallahassee	W, 11-7
Feb 13, 1988	Tallahassee	W, 16-3

Feb 14, 1988	Tallahassee	W, 18-2
Feb 10, 1989	Tallahassee	W, 8-3
Feb 11, 1989	Tallahassee	W, 5-0
Feb 12, 1989	Tallahassee	W, 8-2
May 14, 2009	Tallahassee	W, 9-1 (6)
May 15, 2009	Tallahassee	W, 14-6 (7)
May 15, 2009	Tallahassee	W, 9-7
May 16, 2009	Tallahassee	W, 10-2

FSU Most Runs (Gm): 20 (1986)
FSU Widest Margin: 16-3 (1987)
Grambling Most Runs (Gm): 7 (1985, 1988, 2009)
Grambling Widest Margin: 3-1 (1986)
High-Scoring Game: 26 (FSU 20-6, 1986)
Low Scoring Game: 4 (GU 3-1, 1986)
Longest FSU Win Streak: 13 (1986-Present)
Shutouts By: FSU 1

HAWAII: 9-9

At Hawaii: FSU leads 9-8
At Neutral: Hawaii leads 1-0

Apr 3, 1977	Hawaii	L, 4-5
Apr 8, 1977	Hawaii	W, 5-2
May 30, 1980***	Omaha, NE	L, 6-7
Feb 3, 1994	Manoa, HI	W, 11-3
Feb 4, 1994	Manoa, HI	W, 6-4
Feb 5, 1994	Manoa, HI	L, 1-6
Feb 6, 1994	Manoa, HI	W, 9-3
Feb 11, 1998	Manoa, HI	W, 7-2
Feb 12, 1998	Manoa, HI	W, 11-2
Feb 13, 1998	Manoa, HI	L, 6-9
Feb 14, 1998	Manoa, HI	L, 2-8
Jan 30, 2002	Manoa, HI	L, 2-3
Jan 31, 2002	Manoa, HI	W, 8-5
Feb 1, 2002	Manoa, HI	W, 7-4
Feb 2, 2002	Manoa, HI	W, 12-1
Mar 10, 2005	Honolulu, HI	L, 0-15
Mar 11, 2005	Honolulu, HI	L, 6-7
Mar 12, 2005	Honolulu, HI	L, 6-9

FSU Most Runs (Gm): 12 (2002)
FSU Widest Margin: 12-1 (2002)
Hawaii Most Runs: 15 (2005)
Hawaii Widest Margin: 15-0 (2005)
High-Scoring Game: 15 (Three times)
Low Scoring Game: 5 (Hawaii 3-2, 2002)
Longest FSU Win Streak: 3 (1994-98, 2002)
Longest Hawaii Win Streak: 3 (1998-02, 2005)

HAWAII-HILO: 10-1

At Hawaii-Hilo: FSU leads 10-1

Feb 7, 1994	Hilo, HI	L, 2-4 (7)
Feb 8, 1994	Hilo, HI	W, 7-1
Feb 8, 1994	Hilo, HI	W, 5-1
Jan 26, 2002	Hilo, HI	W, 16-2
Jan 27, 2002	Hilo, HI	W, 5-1
Jan 28, 2002	Hilo, HI	W, 14-7
Mar 4, 2005	Hilo, HI	W, 7-2
Mar 5, 2005	Kona, HI	W, 6-4 (12)
Mar 6, 2005	Kona, HI	W, 5-2 (7)
Mar 6, 2005	Kona, HI	W, 9-1 (7)
Mar 7, 2005	Hilo, HI	W, 11-5 (8)

FSU Most Runs (Gm): 16 (2002)
FSU Widest Margin: 16-2 (2002)
Hawaii-Hilo Most Runs (Gm): 7 (1998)
Hawaii-Hilo Widest Margin: 4-2 (1994)
High-Scoring Game: 21 (FSU 14-7, 2002)
Low Scoring Game: 6 (HH 4-2, 1994; FSU 5-1, 2002)
Longest FSU Win Streak: 10 (1994-Present)

HAWAII PACIFIC: 2-1

At Hawaii Pacific: FSU leads 2-1

Feb 10, 1998	Honolulu, HI	W, 2-0
Feb 10, 1998	Honolulu, HI	L, 8-9
Mar 9, 2005	Honolulu, HI	W, 9-1

HIGH POINT: 2-0

At Florida State: FSU leads 2-0

Mar 10, 2009	Tallahassee	W, 18-4
Mar 11, 2009	Tallahassee	W, 4-3

HOFSTRA: 16-0

At Florida State: FSU leads 16-0

Feb 16, 2007	Tallahassee	W, 10-1
Feb 17, 2007	Tallahassee	W, 16-1
Feb 18, 2007	Tallahassee	W, 11-3
Feb 20, 2009	Tallahassee	W, 9-3
Feb 21, 2009	Tallahassee	W, 21-7 (7)
Feb 21, 2009	Tallahassee	W, 3-2
Feb 22, 2009	Tallahassee	W, 10-4
Feb 27, 2010	Tallahassee	W, 13-1
Feb 27, 2010	Tallahassee	W, 13-0 (7)
Feb 28, 2010	Tallahassee	W, 14-4
Feb 25, 2011	Tallahassee	W, 14-3
Feb 26, 2011	Tallahassee	W, 16-3
Feb 27, 2011	Tallahassee	W, 7-0
Feb 17, 2012	Tallahassee	W, 9-2
Feb 18, 2012	Tallahassee	W, 10-8
Feb 19, 2012	Tallahassee	W, 13-6

FSU Most Runs (Gm): 21 (2009)
FSU Widest Margin: 16-1 (2007)
Hofstra Most Runs (Gm): 8 (2012)
High-Scoring Game: 28 (FSU 21-7, 2009)
Low Scoring Game: 5 (FSU 3-2, 2009)
Longest FSU Win Streak: 16 (2007-Present)
Shutouts By: FSU 2

HOLY CROSS: 2-0

At Florida State: FSU leads 2-0

Apr 2, 1970	Tallahassee	W, 11-4
Apr 4, 1970	Tallahassee	W, 3-0

HOWARD: 1-1

At Florida State: Series tied 1-1

Mar 18, 1976	Tallahassee	L, 1-6
Mar 18, 1976	Tallahassee	W, 9-1

ILLINOIS: 5-0

At Florida State: FSU leads 4-0
At Neutral: FSU leads 1-0

Apr 3, 1956	Tallahassee	W, 13-10
Apr 5, 1956	Tallahassee	W, 12-0
Apr 1, 1970	Tallahassee	W, 5-4
Apr 3, 1970	Tallahassee	W, 10-0
May 26, 1990*	Starkville, MS	W, 6-4

ILLINOIS STATE: 1-0

At Florida State: FSU leads 1-0

Mar 9, 2004	Tallahassee	W, 6-3
-------------	-------------	--------

INDIANA: 6-2

At Florida State: FSU leads 6-2

Mar 26, 1956	Tallahassee	W, 11-6
Mar 27, 1956	Tallahassee	W, 14-10
Mar 27, 1959	Tallahassee	W, 16-9
Mar 9, 2007	Tallahassee	W, 6-0
Mar 10, 2007	Tallahassee	W, 8-2
Mar 11, 2007	Tallahassee	W, 9-0
Jun 8, 2013**	Tallahassee	L, 9-10
Jun 9, 2013**	Tallahassee	L, 6-11

FSU Most Runs (Gm): 16 (1959)
FSU Widest Margin: 9-0 (2007)
Indiana Most Runs (Gm): 11 (2013)
High-Scoring Game: 25 (FSU 16-9, 1959)
Low Scoring Game: 6 (FSU 6-0, 2007)
Longest FSU Win Streak: 6 (1956-Present)
Longest Indiana Win Streak: 2 (2013)
Shutouts By: FSU 2

INDIANA STATE: 1-0

At Neutral: FSU leads 1-0

May 31, 1986***	Omaha, NE	W, 5-3
-----------------	-----------	--------

IOWA: 1-0

At Florida State: FSU leads 1-0

Apr 2, 1988	Tallahassee	W, 8-0
-------------	-------------	--------



ALL-TIME RESULTS

ITHACA: 3-0

At Florida State: FSU leads 2-0
At Neutral: FSU leads 1-0

Apr 2, 1957	Tallahassee	W, 7-6
Apr 3, 1957	Tallahassee	W, 21-4
Jun 12, 1962***	Omaha, NE	W, 5-4

JACKSON STATE: 1-0

At Florida State: FSU leads 1-0

Mar 23, 1981	Tallahassee	W, 12-11
--------------	-------------	----------

JACKSONVILLE: 121-37

At Florida State: FSU leads 78-12
At Jacksonville: FSU leads 42-25
At Neutral: FSU leads 1-0

Mar 26, 1960	Tallahassee	W, 8-4
Mar 24, 1961	Tallahassee	W, 9-8
Mar 25, 1961	Tallahassee	L, 3-6
Mar 23, 1961	Tallahassee	W, 8-2
May 16, 1964	Tallahassee	W, 7-4
May 16, 1964	Tallahassee	W, 3-2
Mar 26, 1965	Tallahassee	L, 0-1
Mar 26, 1965	Tallahassee	L, 0-1
May 13, 1965	Tallahassee	W, 8-2
May 13, 1966	Tallahassee	W, 15-5
May 19, 1966	Tallahassee	W, 3-1
May 11, 1967	Tallahassee	W, 7-0
May 16, 1967	Jacksonville, FL	W, 8-1
May 15, 1968	Tallahassee	W, 4-0
May 16, 1968	Tallahassee	W, 9-4
May 7, 1969	Jacksonville, FL	W, 7-5
May 8, 1969	Jacksonville, FL	L, 2-4
May 4, 1970	Tallahassee	W, 4-1
May 5, 1970	Tallahassee	W, 9-2
Apr 6, 1971	Jacksonville, FL	L, 4-13
Apr 7, 1971	Jacksonville, FL	W, 8-6
Apr 7, 1972	Jacksonville, FL	L, 4-7
Apr 8, 1972	Jacksonville, FL	L, 3-4
May 4, 1972	Tallahassee	L, 1-3
May 5, 1972	Tallahassee	W, 6-5
Apr 30, 1973	Tallahassee	L, 6-12
Apr 30, 1973	Tallahassee	W, 7-4
May 1, 1973	Tallahassee	W, 6-5
Feb 27, 1974	Jacksonville, FL	L, 0-2
Feb 27, 1974	Jacksonville, FL	W, 5-4
Feb 28, 1974	Jacksonville, FL	W, 3-2
May 15, 1974	Tallahassee	W, 9-2
May 16, 1974	Tallahassee	W, 8-6
Mar 6, 1975	Tallahassee	W, 6-4
Mar 6, 1975	Tallahassee	W, 12-3
Mar 7, 1975	Tallahassee	W, 8-0
Apr 22, 1975	Jacksonville, FL	W, 4-0
Apr 23, 1975	Jacksonville, FL	L, 1-2
Mar 24, 1976	Tallahassee	W, 21-5
Mar 25, 1976	Tallahassee	W, 6-5
Apr 8, 1976	Jacksonville, FL	W, 6-1
Apr 9, 1976	Jacksonville, FL	L, 2-6
May 21, 1976*	Tallahassee	W, 6-1
May 24, 1976*	Tallahassee	L, 7-9
Mar 1, 1977	Tallahassee	W, 12-1
Mar 2, 1977	Tallahassee	W, 4-0
Mar 22, 1977	Jacksonville, FL	W, 9-5
Mar 23, 1977	Jacksonville, FL	L, 8-10
Apr 8, 1978	Jacksonville, FL	L, 3-4
Apr 9, 1978	Jacksonville, FL	W, 11-5
Apr 11, 1978	Tallahassee	W, 11-9
Apr 12, 1978	Tallahassee	W, 11-6
Mar 17, 1979	Tallahassee	W, 8-3
Mar 18, 1979	Tallahassee	W, 21-8
Apr 18, 1979	Jacksonville, FL	W, 3-0
Apr 19, 1979	Jacksonville, FL	L, 9-10
Mar 4, 1980	Jacksonville, FL	W, 8-4
Mar 5, 1980	Jacksonville, FL	W, 17-8
Mar 5, 1980	Jacksonville, FL	W, 16-3
Apr 5, 1980	Tallahassee	W, 7-6
Apr 5, 1980	Tallahassee	W, 15-3
Apr 6, 1980	Tallahassee	W, 5-1
Mar 3, 1981	Jacksonville, FL	W, 17-5
Mar 4, 1981	Jacksonville, FL	L, 9-10
Apr 7, 1981	Tallahassee	W, 8-7
Apr 7, 1981	Tallahassee	W, 7-0
Mar 17, 1982	Jacksonville, FL	L, 6-12

Mar 18, 1982	Jacksonville, FL	L, 6-12
Apr 7, 1982	Tallahassee	L, 4-7
Apr 8, 1982	Tallahassee	W, 10-7
Apr 4, 1983	Jacksonville, FL	L, 2-5
Apr 5, 1983	Jacksonville, FL	L, 7-9
Apr 13, 1983	Tallahassee	W, 7-1
Apr 14, 1983	Tallahassee	W, 7-2
Feb 21, 1984	Tallahassee	W, 4-0
Feb 22, 1984	Tallahassee	W, 13-3
Apr 5, 1984	Jacksonville, FL	L, 2-10
Apr 6, 1984	Jacksonville, FL	L, 8-10
Mar 5, 1985	Jacksonville, FL	W, 12-0
Mar 6, 1985	Jacksonville, FL	W, 25-6
Apr 3, 1985	Tallahassee	L, 5-7
Apr 4, 1985	Tallahassee	W, 18-9
Apr 3, 1986	Tallahassee	W, 9-2
Apr 4, 1986	Tallahassee	L, 9-10
Apr 8, 1986	Jacksonville, FL	W, 20-3
Apr 9, 1986	Jacksonville, FL	L, 10-11
Apr 7, 1987	Tallahassee	W, 9-3
Apr 8, 1987	Tallahassee	W, 9-7
Apr 24, 1987	Jacksonville, FL	W, 9-8 (12)
Apr 25, 1987	Jacksonville, FL	W, 11-10 (10)
Mar 29, 1988	Tallahassee	W, 10-7
May 10, 1988	Jacksonville, FL	L, 2-5
Mar 21, 1989	Jacksonville, FL	W, 11-6
Apr 4, 1989	Tallahassee	W, 6-0
Apr 5, 1989	Tallahassee	W, 14-3
May 2, 1989	Jacksonville, FL	L, 6-7 (10)
Mar 28, 1990	Tallahassee	W, 7-3
Apr 11, 1990	Jacksonville, FL	W, 5-3
May 1, 1991	Tallahassee	L, 4-7
Apr 21, 1993	Tallahassee	W, 13-3
May 5, 1993	Tallahassee	W, 6-1
May 12, 1993	Jacksonville, FL	L, 3-4
Apr 6, 1994	Tallahassee	W, 6-1 (8)
Apr 20, 1994	Jacksonville, FL	L, 0-3
May 27, 1994*	Tallahassee	W, 5-1
May 28, 1994*	Tallahassee	W, 5-1
Apr 5, 1995	Tallahassee	W, 11-1
Apr 19, 1995	Jacksonville, FL	W, 6-3
Apr 3, 1996	Jacksonville, FL	W, 10-1
Apr 9, 1996	Tallahassee	W, 8-6
Apr 10, 1996	Jacksonville, FL	W, 4-1
Apr 17, 1996	Tallahassee	W, 9-4
Apr 9, 1997	Tallahassee	W, 14-3
Apr 15, 1997	Jacksonville, FL	W, 12-6
Apr 8, 1998	Tallahassee	W, 4-3
Apr 15, 1998	Jacksonville, FL	W, 11-4
Apr 7, 1999	Tallahassee	W, 8-6
Apr 14, 1999	Jacksonville, FL	W, 25-2
May 29, 1999*	Tallahassee	W, 9-2
Apr 5, 2000	Jacksonville, FL	W, 12-6
Apr 12, 2000	Tallahassee	W, 7-5
Apr 11, 2001	Tallahassee	W, 9-4
Apr 18, 2001	Jacksonville, FL	W, 8-1
Feb 23, 2002	Tallahassee	W, 1-0
Feb 24, 2002	Jacksonville, FL	L, 4-13
Apr 10, 2002	Tallahassee	W, 7-1
Apr 17, 2002	Jacksonville, FL	W, 13-4
Apr 16, 2003	Tallahassee	W, 5-4
May 6, 2003	Jacksonville, FL	W, 11-3
May 30, 2003*	Tallahassee	W, 6-0
Feb 15, 2004	Jacksonville, FL	W, 14-9
Feb 16, 2004	Tallahassee	W, 8-3
Mar 17, 2004	Tallahassee	W, 19-3
Apr 7, 2004	Jacksonville, FL	W, 15-4
Mar 23, 2005	Jacksonville, FL	W, 9-0
Apr 6, 2005	Tallahassee	W, 11-4
Apr 12, 2005	Jacksonville, FL	W, 11-4
May 17, 2005	Tallahassee	W, 12-5
Mar 22, 2006	Jacksonville, FL	W, 4-1
Apr 4, 2006	Tallahassee	W, 4-2
Apr 12, 2006	Jacksonville, FL	W, 10-1
May 3, 2006	Tallahassee	W, 9-2
Jun 2, 2006*	Athens, GA	W, 18-0
Mar 21, 2007	Jacksonville, FL	L, 3-5
Apr 10, 2007	Tallahassee	W, 7-2
Apr 2, 2008	Jacksonville, FL	W, 7-5
May 7, 2008	Tallahassee	L, 6-7
Mar 3, 2009	Jacksonville, FL	L, 4-9
May 5, 2009	Tallahassee	W, 5-2
Feb 8, 2010	Jacksonville, FL	W, 2-0
Apr 14, 2010	Tallahassee	L, 8-10
May 4, 2010	Tallahassee	W, 11-10 (13)
Feb 22, 2011	Tallahassee	W, 5-3

May 03, 2011	Jacksonville, FL	W, 8-5
Feb 21, 2012	Tallahassee	W, 16-9
May 2, 2012	Jacksonville, FL	W, 3-0
Feb 20, 2013	Tallahassee	W, 9-7
Apr 23, 2013	Jacksonville, FL	W, 9-0

FSU Most Runs (Gm): 25 (1985)
FSU Widest Margin: 25-6 (1985)
Jacksonville Most Runs (Gm): 13 (1971, 2002)
Jacksonville Widest Margin: 13-4 (1971, 2002)
High-Scoring Game: 31 (FSU 25-6, 1985)
Low Scoring Game: 1 (JU 1-0, 1965; 1-0, 1965; FSU 1-0 2002)
Longest FSU Win Streak: 20 (1994-02)
Longest Jacksonville Win Streak: 3 (1972; 1982)
Shutouts By: FSU 17, JU 4

JACKSONVILLE NAVY: 3-2

At Florida State: FSU leads 2-1
At Jacksonville Navy: Series tied 1-1

Apr 14, 1953	Tallahassee	W, 4-2
Apr 15, 1953	Tallahassee	L, 4-7
Mar 12, 1954	Jacksonville, FL	L, 1-2
Mar 13, 1954	Jacksonville, FL	W, 7-4
Mar 24, 1955	Tallahassee	W, 8-4

JACKSONVILLE STATE: 3-0

At Florida State: FSU leads 3-0

Mar 24, 1954	Tallahassee	W, 24-0
Mar 24, 1955	Tallahassee	W, 8-4
Mar 14, 1973	Tallahassee	W, 13-5

KEARNEY STATE: 2-0

At Neutral: FSU leads 2-0

Apr 4, 1977	Hawaii	W, 13-9
Apr 7, 1977	Hawaii	W, 11-1

KENT: 1-0

At Florida State: FSU leads 1-0

May 23, 1992*	Tallahassee	W, 4-2
---------------	-------------	--------

KENTUCKY: 6-1

At Florida State: FSU leads 6-1

Mar 18, 1965	Tallahassee	W, 2-0
Mar 14, 1966	Tallahassee	W, 9-4
Mar 15, 1966	Tallahassee	W, 19-3
Mar 16, 1966	Tallahassee	W, 7-0
Mar 17, 1966	Tallahassee	W, 20-1
Mar 17, 1977	Tallahassee	L, 0-14
Mar 17, 1977	Tallahassee	W, 6-4

FSU Most Runs (Gm): 20 (1966)
FSU Widest Margin: 20-1 (1966)
Kentucky Most Runs (Gm): 14 (1966)
Kentucky Widest Margin: 14-0 (1977)
High-Scoring Game: 22 (FSU 19-3, 1966)
Low Scoring Game: 2 (FSU 2-0, 1964; 2-0, 1965)
Longest FSU Win Streak: 6 (1964-66)
Longest Kentucky Win Streak: 1 (1977)
Shutouts By: FSU 2, Kentucky 1

KENTUCKY WESLEYAN: 4-0

At Florida State: FSU leads 4-0

Apr 8, 1968	Tallahassee	W, 15-1
Apr 9, 1968	Tallahassee	W, 15-5
Apr 9, 1969	Tallahassee	W, 18-1
Apr 10, 1969	Tallahassee	W, 17-0

KENYON: 2-0

At Florida State: FSU leads 2-0

Mar 17, 1952	Tallahassee	W, 21-1
Mar 18, 1952	Tallahassee	W, 11-2



17 CONFERENCE CHAMPIONSHIPS ~ 7 STRAIGHT ACC ATLANTIC DIVISION TITLES

ALL-TIME RESULTS

LAFAYETTE: 4-0

At Florida State: FSU leads 3-0
At Neutral: FSU leads 1-0

Mar 11, 1971	Tallahassee	W, 3-0
Mar 12, 1971	Tallahassee	W, 1-0
Mar 13, 1971	Tallahassee	W, 2-0
May 24, 1990*	Starkville, MS	W, 7-2

LAMAR: 1-0

At Florida State: FSU leads 1-0

Mar 15, 1988	Tallahassee	W, 10-9
--------------	-------------	---------

LEMOYNE: 2-1

At Florida State: FSU leads 2-1

Apr 30, 2010	Tallahassee	L, 1-3
May 1, 2010	Tallahassee	W, 8-5
May 2, 2010	Tallahassee	W, 17-1

LENOIR RHYNE: 1-0

At Florida State: FSU leads 1-0

Mar 3, 1980	Tallahassee	W, 10-3
-------------	-------------	---------

LEWIS: 0-3

At Florida State: Lewis leads 3-0

Apr 6, 1974	Tallahassee	L, 11-12
Apr 7, 1974	Tallahassee	L, 0-4
Apr 8, 1974	Tallahassee	L, 5-7

LIBERTY: 2-0

At Florida State: FSU leads 2-0

May 21, 1998*	Tallahassee	W, 10-7
Mar 14, 2001	Tallahassee	W, 1-0

LONG BEACH STATE: 0-2

At Florida State: Long Beach State leads 1-0
At Neutral: Long Beach State leads 1-0

May 29, 1993*	Tallahassee	L, 1-4
May 31, 1998**	Omaha, NE	L, 4-7

LONG ISLAND: 2-0

At Neutral: FSU leads 2-0

Mar 12, 1997	Daytona Beach, FL	W, 13-5
Mar 10, 1998	Daytona Beach, FL	W, 11-0

LOUISIANA STATE: 13-6

At Florida State: FSU leads 5-3
At Louisiana State: FSU leads 5-2
At Neutral: FSU leads 3-1

Mar 20, 1955	Tallahassee	W, 5-3
Apr 23, 1966	Baton Rouge, LA	L, 2-3
Apr 23, 1966	Baton Rouge, LA	L, 0-1
May 24, 1975*	Starkville, MS	W, 4-2
Mar 29, 1983	Tallahassee	L, 5-15
Mar 30, 1983	Tallahassee	W, 10-5
May 4, 1983	Baton Rouge, LA	W, 8-2
May 5, 1983	Baton Rouge, LA	W, 6-3
May 19, 1986	Tallahassee	W, 6-4
Feb 22, 1987	Tallahassee	W, 2-1
May 29, 1987***	Omaha, NE	W, 6-2 (10)
Feb 21, 1988	Tallahassee	L, 4-9
Mar 20, 1990	Baton Rouge, LA	W, 8-3
Mar 20, 1990	Baton Rouge, LA	W, 7-4
Mar 21, 1990	Baton Rouge, LA	W, 13-7
Mar 3, 1991	Tallahassee	W, 8-0
Jun 3, 1994***	Omaha, NE	W, 6-3
Mar 3, 1995	Tallahassee	L, 2-6
Jun 15, 2000***	Omaha, NE	L, 3-6

FSU Most Runs (Gm): 13 (1990)
FSU Widest Margin: 8-0 (1991)
LSU Most Runs (Gm): 7 (1990)
LSU Widest Margin: 9-4 (1988)
High-Scoring Game: 20 (FSU 13-7, 1990)
Low Scoring Game: 1 (LSU 1-0, 1966)
Longest FSU Win Streak: 5 (1990-94)
Longest LSU Win Streak: 2 (1995-Present)
Shutouts By: FSU 1, LSU 1

LOUISVILLE: 15-2

At Florida State: FSU leads 15-2

May 13, 1977	Tallahassee	W, 5-2
May 12, 1978	Tallahassee	L, 3-4
May 13, 1978	Tallahassee	W, 7-5
May 9, 1980	Tallahassee	W, 13-1
Mar 15, 1981	Tallahassee	W, 10-1
May 14, 1982	Tallahassee	W, 12-1
Mar 14, 1983	Tallahassee	L, 4-6
Mar 15, 1983	Tallahassee	W, 11-4
May 9, 1985	Tallahassee	W, 11-3
May 13, 1987	Tallahassee	W, 9-2
May 18, 1988	Tallahassee	W, 18-4
Apr 14, 1989	Tallahassee	W, 7-0
Apr 15, 1989	Tallahassee	W, 10-1
Apr 16, 1989	Tallahassee	W, 7-2
Apr 19, 1991	Tallahassee	W, 6-3
Apr 20, 1991	Tallahassee	W, 5-1
Apr 21, 1991*	Tallahassee	W, 14-6

*1-0 forfeit loss

FSU Most Runs (Gm): 18 (1988)
FSU Widest Margin: 18-4 (1988)
Louisville Most Runs (Gm): 6 (1983, 1991)
Louisville Widest Margin: 6-4 (1983)
High-Scoring Game: 22 (FSU 18-4, 1988)
Low Scoring Game: 6 (FSU 5-1, 1991)
Longest FSU Win Streak: 10 (1983-91)
Longest Louisville Win Streak: 1 (1978; 1983)
Shutouts By: FSU 1

LOYOLA: 11-1

At Florida State: FSU leads 9-1
At Loyola: FSU leads 2-0

Mar 28, 1952	Tallahassee	W, 1-0
Mar 29, 1952	Tallahassee	W, 7-0
May 7, 1965	Tallahassee	W, 7-6
May 8, 1965	Tallahassee	W, 18-14
Apr 24, 1966	Tallahassee	W, 3-0
Apr 25, 1966	Tallahassee	W, 5-0
Apr 23, 1967	Chicago, IL	W, 5-1
Apr 24, 1967	Chicago, IL	W, 5-1
Apr 26, 1968	Tallahassee	W, 5-1
Apr 27, 1968	Tallahassee	W, 4-1
Mar 22, 1969	Tallahassee	L, 3-5
Mar 22, 1969	Tallahassee	W, 2-0

FSU Most Runs (Gm): 18 (1965)
FSU Widest Margin: 7-0 (1952)
Loyola Most Runs (Gm): 14 (1965)
Loyola Widest Margin: 5-3 (1969)
High-Scoring Game: 32 (FSU 18-14, 1965)
Low Scoring Game: 1 (FSU 1-0, 1952)
Longest FSU Win Streak: 10 (1952-68)
Shutouts By: FSU 5

MAINE: 9-0

At Florida State: FSU leads 9-0

Apr 3, 1988	Tallahassee	W, 4-2
Mar 12, 1996	Tallahassee	W, 14-5
Mar 13, 1996	Tallahassee	W, 17-5
Mar 14, 1996	Tallahassee	W, 8-1
Mar 8, 2011	Tallahassee	W, 10-2
Mar 9, 2011	Tallahassee	W, 9-3
Mar 2, 2012	Tallahassee	W, 6-0
Mar 4, 2012	Tallahassee	W, 18-2 (7)
Mar 4, 2012	Tallahassee	W, 10-0

FSU Most Runs (Gm): 18 (2012)
FSU Widest Margin: 18-2 (2012)
Maine Most Runs (Gm): 5 (1996)
High-Scoring Game: 22 (FSU 17-5, 1996)
Low Scoring Game: 6 (FSU 4-2, 1988; FSU 6-0, 2012)
Longest FSU Win Streak: 10 (1952-68)
Shutouts By: FSU 2

MARIETTA: 1-1

At Florida State: Series tied 1-1

Mar 15, 1973	Tallahassee	L, 5-7
Mar 18, 1977	Tallahassee	W, 8-0

MARIST: 2-0

At Florida State: FSU leads 2-0

May 22, 1997*	Tallahassee	W, 4-2
May 29, 2009*	Tallahassee	W, 16-4

MARSHALL: 5-1

At Florida State: FSU leads 5-0
At Neutral: Marshall leads 1-0

May 19, 1978*	Miami, FL	L, 0-4
Feb 3, 1996	Tallahassee	W, 16-1
Feb 4, 1996	Tallahassee	W, 34-0
Feb 21, 1997	Tallahassee	W, 22-1
Feb 22, 1997	Tallahassee	W, 15-4
Feb 23, 1997	Tallahassee	W, 14-2

FSU Most Runs (Gm): 34 (1996)
FSU Widest Margin: 34-0 (1996)
Marshall Most Runs (Gm): 4 (1978, 1997)
Marshall Widest Margin: 4-0 (1978)
High-Scoring Game: 34 (FSU 34-0, 1996)
Low Scoring Game: 4 (Marshall 4-0, 1978)
Longest FSU Win Streak: 5 (1996-Present)
Shutouts By: FSU 1, Marshall 1

MEMPHIS STATE: 42-15

At Florida State: FSU leads 25-8
At Memphis State: FSU leads 17-7

May 14, 1977	Memphis, TN	W, 10-2
May 14, 1978	Tallahassee	L, 9-10
May 12, 1979	Tallahassee	W, 11-1
May 11, 1980	Tallahassee	W, 14-11
May 11, 1980	Tallahassee	W, 11-7
Apr 11, 1981	Tallahassee	L, 4-6
Apr 11, 1981	Tallahassee	W, 8-4
Apr 12, 1981	Tallahassee	W, 7-6
May 15, 1981	Tallahassee	W, 5-0
May 16, 1981	Tallahassee	W, 7-3
Apr 10, 1982	Memphis, TN	L, 1-3
Apr 10, 1982	Memphis, TN	L, 3-11
Apr 11, 1982	Memphis, TN	W, 12-6
May 14, 1982	Tallahassee	L, 2-4
May 15, 1982	Tallahassee	W, 7-6
Apr 23, 1983	Tallahassee	W, 17-0
Apr 23, 1983	Tallahassee	W, 2-1
Apr 24, 1983	Tallahassee	L, 6-7
May 4, 1984	Memphis, TN	W, 13-7
May 6, 1984	Memphis, TN	W, 11-3
May 6, 1984	Memphis, TN	W, 8-3
May 11, 1984	Tallahassee	W, 10-3
Mar 30, 1985	Memphis, TN	L, 2-3
Mar 31, 1985	Memphis, TN	L, 7-8
Apr 20, 1985	Tallahassee	L, 4-7
Apr 20, 1985	Tallahassee	W, 8-3
Apr 21, 1985	Tallahassee	W, 7-2
Mar 29, 1986	Memphis, TN	W, 7-3
Mar 29, 1986	Memphis, TN	W, 6-1
Mar 30, 1986	Memphis, TN	L, 2-7
Apr 19, 1986	Tallahassee	W, 6-0
Apr 20, 1986	Tallahassee	W, 6-5
Apr 21, 1986	Tallahassee	W, 7-1
May 10, 1986	Tallahassee	W, 7-3
Mar 28, 1986	Memphis, TN	W, 4-1
Mar 28, 1987	Memphis, TN	W, 8-0
Mar 29, 1987	Memphis, TN	L, 4-5 (10)
Apr 18, 1987	Tallahassee	W, 6-4
Apr 18, 1987	Tallahassee	W, 7-6
Apr 19, 1987	Tallahassee	W, 7-5
Apr 16, 1988	Tallahassee	L, 5-6
Apr 16, 1988	Tallahassee	W, 5-0
Apr 17, 1988	Tallahassee	L, 1-2
May 13, 1988	Memphis, TN	W, 14-3
May 14, 1988	Memphis, TN	W, 9-5
May 15, 1988	Memphis, TN	W, 21-1
May 21, 1988	Tallahassee	W, 4-2
Apr 29, 1989	Memphis, TN	W, 6-2
Apr 29, 1989	Memphis, TN	W, 6-2
Apr 30, 1989	Memphis, TN	W, 3-1
May 18, 1989	Tallahassee	W, 9-4
Mar 13, 1990	Tallahassee	W, 10-0
Mar 14, 1990	Tallahassee	L, 3-5
Mar 15, 1990	Tallahassee	W, 13-5
Mar 30, 1991	Memphis, TN	W, 6-5



ALL-TIME RESULTS

Mar 30, 1991 Memphis, TN W, 4-3 (11)
Mar 31, 1991 Memphis, TN L, 7-8

FSU Most Runs (Gm): 21 (1988)
FSU Widest Margin: 21-1 (1988)
MSU Most Runs (Gm): 11 (1980)
MSU Widest Margin: 11-3 (1982)
High-Scoring Game: 25 (FSU 14-11, 1980)
Low Scoring Game: 3 (MSU 2-1, 1988)
Longest FSU Win Streak: 9 (1988-90)
Shutouts By: FSU 5

MERCER: 58-8

At Florida State: FSU leads 48-4
At Mercer: FSU leads 10-4

Apr 22, 1948 Macon, GA W, 14-12
Apr 1, 1949 Tallahassee L, 3-8
May 7, 1949 Macon, GA W, 6-1
Apr 28, 1950 Tallahassee W, 3-1
Apr 29, 1950 Tallahassee W, 12-4
May 13, 1950 Macon, GA L, 6-10
May 14, 1950 Macon, GA W, 11-7
Apr 12, 1974 Tallahassee W, 4-0
Apr 13, 1974 Tallahassee W, 13-11
Mar 12, 1975 Tallahassee W, 4-0
Mar 13, 1975 Tallahassee W, 5-0
Apr 25, 1975 Macon, GA L, 2-5
Apr 26, 1975 Macon, GA W, 5-0
Apr 10, 1976 Tallahassee L, 12-14
Apr 10, 1976 Tallahassee W, 8-2
Apr 30, 1977 Tallahassee W, 6-4
May 4, 1977 Tallahassee W, 9-1
May 3, 1978 Tallahassee W, 12-11
Mar 3, 1979 Tallahassee W, 7-5
Apr 27, 1979 Macon, GA L, 2-4
Mar 18, 1980 Tallahassee W, 9-7
Mar 31, 1980 Macon, GA W, 7-4
Mar 10, 1981 Tallahassee W, 6-5
Mar 11, 1981 Macon, GA L, 3-4
Mar 3, 1982 Macon, GA W, 14-10
Apr 24, 1982 Tallahassee W, 12-2
Apr 24, 1982 Tallahassee W, 8-1
Feb 16, 1983 Macon, GA W, 22-6
Feb 17, 1983 Macon, GA W, 14-5
Apr 21, 1983 Tallahassee W, 17-4
Apr 22, 1983 Tallahassee W, 14-5
Apr 10, 1984 Tallahassee W, 6-0
Apr 11, 1984 Tallahassee W, 13-2
May 8, 1987 Tallahassee W, 6-2
May 9, 1987 Tallahassee W, 14-2
May 9, 1987 Tallahassee W, 8-3
Mar 30, 1988 Tallahassee W, 3-2
Mar 30, 1988 Tallahassee L, 9-10
Mar 28, 1989 Tallahassee W, 2-1
Mar 29, 1989 Tallahassee W, 7-0
Apr 17, 1990 Tallahassee W, 14-3
Apr 18, 1990 Tallahassee W, 6-3
Mar 26, 1991 Tallahassee W, 6-2
Mar 27, 1991 Tallahassee W, 14-5
Mar 31, 1992 Tallahassee L, 3-4
Apr 1, 1992 Tallahassee W, 8-1
Mar 31, 1993 Tallahassee W, 11-2
Apr 7, 1993 Tallahassee W, 14-1
Apr 20, 1993 Tallahassee W, 9-0
Apr 12, 1994 Tallahassee W, 11-0 (8)
Apr 13, 1994 Tallahassee W, 5-4
Mar 21, 1995 Tallahassee W, 17-1
Mar 22, 1995 Tallahassee W, 22-7
May 3, 1995 Macon, GA W, 18-3
Mar 5, 1996 Tallahassee W, 10-5
Mar 6, 1996 Tallahassee W, 14-5
Apr 1, 1997 Tallahassee W, 11-1
Apr 2, 1997 Tallahassee W, 12-6
Apr 30, 1997 Macon, GA W, 9-2
Mar 31, 1998 Tallahassee W, 13-3
Apr 1, 1998 Tallahassee W, 11-0
Mar 30, 1999 Tallahassee W, 14-1
Mar 28, 2000 Tallahassee W, 15-5
Apr 3, 2001 Tallahassee W, 15-1
Mar 26, 2002 Tallahassee W, 11-2
Mar 7, 2006 Tallahassee W, 8-4

FSU Most Runs (Gm): 22 (1983, 1995)
FSU Widest Margin: 18-3 (1995)
MU Most Runs (Gm): 14 (1976)

MU Widest Margin: 8-3 (1949)
High-Scoring Game: 29 (FSU 22-7, 1995)
Low Scoring Game: 3 (FSU 2-1, 1989)
Longest FSU Win Streak: 21 (1992-Present)
Shutouts By: FSU 9

MERCER-ATLANTA: 9-0

At Florida State: FSU leads 6-0
At Mercer-Atlanta: FSU leads 3-0

Apr 9, 1974 Tallahassee W, 3-1
Apr 10, 1974 Tallahassee W, 14-11
Mar 19, 1979 Tallahassee W, 4-2
Feb 17, 1982 Tallahassee W, 24-0
Feb 18, 1982 Tallahassee W, 19-2
Feb 19, 1982 Tallahassee W, 15-1
Mar 4, 1982 Atlanta, GA W, 11-2
Mar 5, 1982 Atlanta, GA W, 12-0
Mar 6, 1982 Atlanta, GA W, 15-1

FSU Most Runs (Gm): 24 (1982)
FSU Widest Margin: 24-0 (1982)
MA Most Runs (Gm): 11 (1974)
High-Scoring Game: 25 (FSU 14-11, 1974)
Low Scoring Game: 4 (FSU 3-1, 1974)
Longest FSU Win Streak: 9 (1974-Present)
Shutouts By: FSU 2

MICHIGAN: 7-1

At Florida State: FSU leads 7-0
At Neutral: Michigan leads 1-0

Apr 3, 1959 Tallahassee W, 11-0
Jun 13, 1962*** Omaha, NE L, 7-10
Mar 15, 1991 Tallahassee W, 11-6
Mar 16, 1991 Tallahassee W, 3-0
Mar 5, 1995 Tallahassee W, 17-6
Mar 17, 1995 Tallahassee W, 4-3
Mar 18, 1995 Tallahassee W, 14-4
Mar 19, 1995 Tallahassee W, 11-2

FSU Most Runs (Gm): 17 (1995)
FSU Widest Margin: 17-6 (1995)
Michigan Most Runs (Gm): 10 (1962)
Michigan Widest Margin: 10-7 (1962)
High-Scoring Game: 23 (FSU 17-6, 1995)
Low Scoring Game: 3 (FSU 3-0, 1991)
Longest FSU Win Streak: 6 (1991-Present)
Shutouts By: FSU 2

MICHIGAN STATE: 15-6

At Florida State: FSU leads 14-5
At Neutral: Series tied 1-1

Mar 25, 1957 Tallahassee L, 3-8
Mar 28, 1957 Tallahassee W, 7-4
Mar 30, 1959 Tallahassee W, 5-2
Apr 4, 1959 Tallahassee L, 2-8
Apr 1, 1964 Tallahassee W, 10-5
Apr 2, 1964 Tallahassee W, 7-6
Mar 29, 1965 Tallahassee W, 11-8
Apr 2, 1965 Tallahassee L, 2-4
Mar 28, 1966 Tallahassee W, 5-0
Mar 29, 1966 Tallahassee L, 6-7
Mar 31, 1966 Tallahassee W, 5-4
Mar 22, 1970 Tallahassee L, 5-6
Mar 23, 1971 Tallahassee W, 9-5
Mar 23, 1975 Tallahassee L, 3-4
Mar 24, 1975 Tallahassee W, 11-4
Mar 2, 2001 Tallahassee W, 7-4
Mar 3, 2001 Tallahassee W, 10-5
Mar 4, 2001 Tallahassee W, 9-5
Mar 12, 2004 Tallahassee W, 5-4
Mar 13, 2004 Tallahassee W, 11-1
Mar 14, 2004 Tallahassee W, 4-0

FSU Most Runs (Gm): 11 (1965, 1975, 2004)
FSU Widest Margin: 11-1 (2004)
MSU Most Runs (Gm): 8 (1957, 1959, 1965)
MSU Widest Margin: 8-2 (1959)
High-Scoring Game: 19 (FSU 11-8, 1965)
Low Scoring Game: 4 (FSU 4-0, 2004)
Longest FSU Win Streak: 7 (1975-Present)
Shutouts By: FSU 2

MIDDLE GEORGIA: 2-0

At Florida State: FSU leads 1-0
At Middle Georgia: FSU leads 1-0

Apr 23, 1948 Cochran, GA W, 5-4
May 14, 1958 Tallahassee W, 7-6

MILLSAPS: 1-0

At Millsaps: FSU leads 1-0

Apr 9, 1949 Jackson, MS W, 10-8

MINNESOTA: 17-1

At Florida State: FSU leads 12-0
At Minnesota: FSU leads 4-1
At Neutral: FSU leads 1-0

May 22, 1981* Miami, FL W, 9-5
Apr 1, 1988 Minneapolis, MN W, 12-5
Feb 22, 1991 Tallahassee W, 8-4
Feb 23, 1991 Tallahassee W, 12-4
Feb 24, 1991 Tallahassee W, 8-5
Feb 28, 1992 Minneapolis, MN W, 3-1
Feb 18, 1994 Tallahassee W, 15-10
Feb 19, 1994 Tallahassee W, 9-2
Feb 20, 1994 Tallahassee W, 12-4
Mar 4, 1995 Minneapolis, MN W, 4-1(10)
Feb 16, 1996 Tallahassee W, 9-7
Feb 17, 1996 Tallahassee W, 23-11
Feb 18, 1996 Tallahassee W, 8-2
Mar 6, 1999 Minneapolis, MN W, 9-5
Mar 7, 2004 Minneapolis, MN L, 1-6
Feb 24, 2006 Tallahassee W, 5-0
Feb 25, 2006 Tallahassee W, 12-4
Feb 26, 2006 Tallahassee W, 8-6

FSU Most Runs (Gm): 23 (1996)
FSU Widest Margin: 23-11 (1996)
UM Most Runs (Gm): 11 (1996)
UM Widest Margin: 6-1 (2004)
High-Scoring Game: 34 (FSU 23-11, 1996)
Low Scoring Game: 4 (FSU 3-1, 1992)
Longest FSU Win Streak: 14 (1981-99)

MISSISSIPPI: 7-2

At Florida State: FSU leads 7-0
At Neutral: Mississippi leads 2-0

Mar 30, 1949 Tallahassee W, 7-3
Mar 31, 1949 Tallahassee W, 6-5
Mar 23, 1966 Tallahassee W, 9-8
Mar 24, 1966 Tallahassee W, 9-4
Mar 25, 1966 Tallahassee W, 11-10
Mar 26, 1966 Tallahassee W, 5-3
Jun 2, 1966S Gastonia, NC L, 3-4
Jun 3, 1972S Gastonia, NC L, 3-8
May 28, 1995* Tallahassee W, 13-1

FSU Most Runs (Gm): 13 (1995)
FSU Widest Margin: 13-1 (1995)
Mississippi Most Runs (Gm): 10 (1966)
Mississippi Widest Margin: 8-3 (1972)
High-Scoring Game: 21 (FSU 11-10, 1966)
Low Scoring Game: 7 (UM 4-3, 1966)
Longest FSU Win Streak: 6 (1949-66)
Longest Mississippi Win Streak: 2 (1966-72)

MISSISSIPPI COLLEGE: 11-4-1

At Florida State: FSU leads 8-2-1
At Mississippi College: FSU leads 3-2

Mar 29, 1948 Tallahassee W, 6-0
Mar 30, 1948 Tallahassee L, 3-13
Apr 16, 1948 Clinton, MS W, 6-5
Apr 17, 1948 Clinton, MS L, 6-7
Apr 8, 1949 Clinton, MS W, 18-13
Apr 18, 1949 Tallahassee W, 5-4
Apr 19, 1949 Tallahassee W, 11-6
Mar 27, 1950 Tallahassee W, 11-6
Mar 28, 1950 Tallahassee W, 13-4
Apr 2, 1951 Tallahassee W, 22-9
Apr 3, 1951 Tallahassee W, 6-2
May 11, 1951 Clinton, MS W, 10-4
May 12, 1951 Clinton, MS L, 7-8
Mar 28, 1955 Tallahassee T, 0-0



17 CONFERENCE CHAMPIONSHIPS ~ 7 STRAIGHT ACC ATLANTIC DIVISION TITLES

ALL-TIME RESULTS

Apr 18, 1960	Tallahassee	W, 4-2
Apr 19, 1960	Tallahassee	L, 2-4

FSU Most Runs (Gm): 22 (1951)
FSU Widest Margin: 22-9 (1951)
MC Most Runs (Gm): 13 (1949)
MC Widest Margin: 13-3 (1948)
High-Scoring Game: 31 (FSU 18-13, 1949)
Low Scoring Game: 0 (Tied 0-0, 1955)
Longest FSU Win Streak: 8 (1949-51)
Shutouts By: FSU 2, MC 1

MISSISSIPPI STATE: 6-6

At Florida State: Series tied 2-2
At Mississippi State: MSU leads 2-1
At Neutral: FSU leads 3-2

Mar 27, 1964	Tallahassee	W, 7-1
May 27, 1965\$	Gastonia, NC	L, 3-6
May 28, 1965\$	Gastonia, NC	W, 6-2
Mar 21, 1966	Tallahassee	W, 24-2
Jun 2, 1966\$	Gastonia, NC	L, 3-4
Jun 3, 1966\$	Gastonia, NC	W, 7-0
May 30, 1970\$	Gastonia, NC	W, 5-4
May 26, 1990*	Starkville, MS	L, 8-11
May 27, 1990*	Starkville, MS	W, 11-9
May 28, 1990*	Starkville, MS	L, 3-4
Jun 2, 2007*	Tallahassee	L, 0-3
Jun 3, 2007*	Tallahassee	L, 4-9

FSU Most Runs (Gm): 24 (1966)
FSU Widest Margin: 24-2 (1966)
MSU Most Runs (Gm): 11 (1990)
MSU Widest Margin: 6-3 (1965); 11-8 (1990)
High-Scoring Game: 26 (FSU 24-2, 1966)
Low Scoring Game: 3 (MSU 3-0, 2007)
Longest FSU Win Streak: 2 (1965-66; 1966-70)
Longest MSU Win Streak: 3 (1990-Present)
Shutouts By: FSU 1, MSU 1

MISSOURI-ROLLA: 2-0

At Florida State: FSU leads 2-0

Mar 13, 1980	Tallahassee	W, 18-3
Mar 13, 1980	Tallahassee	W, 13-0

MONMOUTH: 1-0

At Florida State: FSU leads 1-0

Mar 19, 1980	Tallahassee	W, 27-2
--------------	-------------	---------

MOREHEAD STATE: 3-0

At Florida State: FSU leads 3-0

Mar 16, 1978	Tallahassee	W, 16-4
Mar 16, 1978	Tallahassee	W, 3-2
Mar 7, 1998	Tallahassee	W, 9-1

NAVY: 1-1

At Florida State: Navy leads 1-0
At Neutral: FSU leads 1-0

Mar 26, 1960	Jacksonville, FL	W, 8-4
Mar 23, 1963	Tallahassee	L, 7-8

NEBRASKA: 1-0

At Neutral: FSU leads 1-0

Mar 5, 2004	Minneapolis, MN	W, 5-3
-------------	-----------------	--------

NEW ORLEANS: 3-3

At Florida State: Series tied 3-3

May 22, 1980*	Tallahassee	W, 10-8
May 18, 1984	Tallahassee	L, 4-7
May 19, 1984	Tallahassee	W, 5-1
May 20, 1984	Tallahassee	W, 7-3
Feb 20, 1987	Tallahassee	L, 1-3
Mar 1, 1991	Tallahassee	L, 0-6

FSU Most Runs (Gm): 10 (1980)
FSU Widest Margin: 5-1 (1984), 7-3 (1984)
New Orleans Most Runs (Gm): 8 (1980)
New Orleans Widest Margin: 6-0 (1991)
High-Scoring Game: 18 (FSU 10-8, 1980)
Low Scoring Game: 4 (New Orleans 3-1, 1987)

Shutouts By: New Orleans 1

NEW YORK UNIVERSITY: 2-0

At Florida State: FSU leads 2-0

Mar 25, 1970	Tallahassee	W, 6-1
Mar 27, 1970	Tallahassee	W, 4-1

NEVADA-LAS VEGAS: 4-8

At UNLV: UNLV leads 8-2
At Neutral: FSU leads 2-0

Apr 1, 1977	Hawaii	W, 4-2
Apr 6, 1977	Hawaii	W, 4-2
Apr 20, 1978	Las Vegas, NV	L, 4-16
Apr 21, 1978	Las Vegas, NV	L, 1-3
Apr 22, 1978	Las Vegas, NV	L, 6-9
Apr 23, 1978	Las Vegas, NV	L, 6-13
Mar 10, 1983	Las Vegas, NV	W, 7-2
Mar 11, 1983	Las Vegas, NV	L, 5-6
Mar 12, 1983	Las Vegas, NV	W, 14-11
Mar 6, 1984	Las Vegas, NV	L, 9-14
Mar 7, 1984	Las Vegas, NV	L, 1-3
Mar 8, 1984	Las Vegas, NV	L, 2-6

FSU Most Runs (Gm): 14 (1983)
FSU Widest Margin: 7-2 (1983)
UNLV Most Runs (Gm): 16 (1978)
UNLV Widest Margin: 16-4 (1978)
High-Scoring Game: 24 (FSU 14-11, 1983)
Low Scoring Game: 4 (UNLV 3-1, 1978; 3-1, 1984)
Longest FSU Win Streak: 2 (1977)
Longest UNLV Win Streak: 4 (1978)

NIAGARA: 7-0

At Florida State: FSU leads 7-0

Apr 5, 1974	Tallahassee	W, 4-2
Mar 28, 1975	Tallahassee	W, 16-1
Mar 31, 1975	Tallahassee	W, 7-2
Mar 31, 1975	Tallahassee	W, 10-4
Apr 14, 1976	Tallahassee	W, 13-4
Apr 14, 1976	Tallahassee	W, 4-3
Apr 15, 1976	Tallahassee	W, 15-4

FSU Most Runs (Gm): 20 (1975)
FSU Widest Margin: 20-1 (1975)
Niagara Most Runs (Gm): 4 (1975, 1976)
High-Scoring Game: 21 (FSU 20-1, 1975)
Low Scoring Game: 6 (FSU 4-2, 1974)
Longest FSU Win Streak: 7 (1974-Present)

UNC ASHEVILLE: 21-1

At Florida State: FSU leads 21-1

Mar 15, 1994	Tallahassee	W, 3-0
Mar 16, 1994	Tallahassee	W, 11-2
Feb 10, 1996	Tallahassee	W, 4-2
Feb 11, 1996	Tallahassee	W, 16-8
Feb 1, 1997	Tallahassee	W, 11-2
Feb 2, 1997	Tallahassee	W, 8-5
Jan 29, 1999	Tallahassee	W, 9-2
Jan 30, 1999	Tallahassee	W, 16-3
Jan 31, 1999	Tallahassee	W, 11-3
Feb 27, 2004	Tallahassee	L, 1-2
Feb 28, 2004	Tallahassee	W, 8-0
Feb 29, 2004	Tallahassee	W, 4-1
Feb 17, 2006	Tallahassee	W, 10-0
Feb 18, 2006	Tallahassee	W, 9-1
Feb 19, 2006	Tallahassee	W, 8-2
Feb 9, 2007	Tallahassee	W, 17-8
Feb 10, 2007	Tallahassee	W, 12-6
Feb 11, 2007	Tallahassee	W, 15-1
Mar 4, 2008	Tallahassee	W, 11-4
Mar 5, 2008	Tallahassee	W, 10-5
Apr 21, 2009	Tallahassee	W, 9-2
Apr 22, 2009	Tallahassee	W, 11-10 (11)

FSU Most Runs (Gm): 17 (2007)
FSU Widest Margin: 15-1 (2007)
UNCA Most Runs (Gm): 8 (1996, 2007)
UNCA Widest Margin: 2-1 (2004)
High-Scoring Game: 25 (FSU 17-8, 2007)
Low Scoring Game: 3 (FSU 3-0, 1994; UNCA 2-1, 2004)
Longest FSU Win Streak: 12 (2004-Present)
Shutouts By: FSU 3

UNC CHARLOTTE: 2-0

At Florida State: FSU leads 2-0

Mar 16, 1987	Tallahassee	W, 9-1
Mar 17, 1987	Tallahassee	W, 14-5

NNC GREENSBORO: 4-0

At Florida State: FSU leads 4-0

Mar 4, 1997	Tallahassee	W, 11-7
Mar 5, 1997	Tallahassee	W, 16-0
Mar 3, 1998	Tallahassee	W, 13-1
Mar 4, 1998	Tallahassee	W, 13-4

UNC WILMINGTON: 3-0

At Florida State: FSU leads 3-0

Mar 5, 1974	Tallahassee	W, 5-4
Mar 6 1974	Tallahassee	W, 15-5
Mar 7, 1974	Tallahassee	W, 10-4

NORTH CENTRAL: 3-0

At Florida State: FSU leads 3-0

Mar 20, 1977	Tallahassee	W, 11-5
Mar 20, 1977	Tallahassee	W, 11-3
Mar 21, 1977	Tallahassee	W, 14-3

NORTH FLORIDA: 8-2

At Florida State: FSU leads 7-1
At North Florida: FSU leads 1-1

Mar 28, 2006	Tallahassee	W, 14-8
Feb 27, 2007	Tallahassee	W, 16-3
Mar 27, 2007	Tallahassee	W, 6-0
Apr 16, 2008	Tallahassee	W, 10-2
Mar 4, 2009	Tallahassee	L, 4-5
Apr 8, 2009	Jacksonville, FL	W, 14-6
Apr 15, 2009	Tallahassee	W, 8-7
Mar 10, 2010	Tallahassee	W, 6-2
Apr 6, 2010	Jacksonville, FL	L, 1-3
Apr 7, 2010	Tallahassee	W, 9-2

FSU Most Runs (Gm): 16 (2007)
FSU Widest Margin: 16-3 (2007)
UNF Most Runs (Gm): 8 (2006)
UNF Widest Margin: 5-4 (2009)
High-Scoring Game: 22 (FSU 14-8, 2006)
Low Scoring Game: 6 (FSU 6-0, 2007)
Longest FSU Win Streak: 4 (2006-08)
Shutouts By: FSU 1

NORTH GEORGIA: 1-0

At Florida State: FSU leads 1-0

Apr 18, 2012	Tallahassee	W, 6-0
--------------	-------------	--------

NE LOUISIANA: 1-0

At Florida State: FSU leads 1-0

Mar 25, 1964	Tallahassee	W, 7-4
--------------	-------------	--------

NE ILLINOIS: 1-0

At Neutral: FSU leads 1-0

May 23, 1996*	Stanford, CA	W, 16-0
---------------	--------------	---------

NORTHERN ILLINOIS: 1-0

At Florida State: FSU leads 1-0

Apr 8, 1971	Tallahassee	W, 7-1
-------------	-------------	--------

NORTHERN IOWA: 7-0

At Florida State: FSU leads 7-0

Mar 19, 1991	Tallahassee	W, 11-2
Mar 20, 1991	Tallahassee	W, 9-0
Mar 21, 1991	Tallahassee	W, 3-0
Mar 19, 1993	Tallahassee	W, 6-0
Mar 20, 1993	Tallahassee	W, 7-4
Mar 21, 1993	Tallahassee	W, 5-2
Mar 13, 2001	Tallahassee	W, 4-3

FSU Most Runs (Gm): 11 (1991)
FSU Widest Margin: 11-2 (1991); 9-0 (1991)



ALL-TIME RESULTS

Northern Iowa Most Runs (Gm): 4 (1993)
High-Scoring Game: 13 (FSU 11-2, 1991)
Low Scoring Game: 3 (FSU 3-0, 1991)
Longest FSU Win Streak: 7 (1991-Present)
Shutouts By: FSU 3

NORTHERN KENTUCKY: 1-0

At Florida State: FSU leads 1-0

Mar 17, 1980	Tallahassee	W, 2-0
--------------	-------------	--------

OAKLAND: 4-0

At Florida State: FSU leads 4-0

Mar 29, 1978	Tallahassee	W, 15-6
Mar 29, 1978	Tallahassee	W, 6-2
Mar 28, 1979	Tallahassee	W, 13-4
Mar 28, 1979	Tallahassee	W, 13-6

OGLETHORPE: 0-1

At Florida State: Oglethorpe leads 1-0

Apr 2, 1949	Tallahassee	L, 5-7
-------------	-------------	--------

OHIO UNIVERSITY: 1-1

At Florida State: Ohio leads 1-0

At Neutral: FSU leads 1-0

Jun 16, 1970***	Omaha, NE	W, 2-0
Mar 24, 1974	Tallahassee	L, 3-6

OHIO STATE: 6-3

At Florida State: FSU leads 4-1

At Neutral: Series tied 2-2

Mar 19, 1960	Tallahassee	L, 7-13
Jun 7, 1965***	Omaha, NE	L, 1-2
Mar 22, 1971	Miami, FL	L, 1-9
Mar 18, 1978	Tallahassee	W, 3-2
Mar 19, 1978	Tallahassee	W, 24-13
Mar 21, 1978	Tallahassee	W, 7-4
May 29, 1982*	Austin, TX	W, 8-3
Jan 31, 1998	Orlando, FL	W, 6-4
May 31, 2009*	Tallahassee	W, 37-6

FSU Most Runs (Gm): 37 (2009)
FSU Widest Margin: 37-6 (2009)
OSU Most Runs (Gm): 13 (1978)
OSU Widest Margin: 9-1 (1971)
High-Scoring Game: 43 (FSU 37-6, 2009)
Low Scoring Game: 3 (OSU 2-1, 1965)
Longest FSU Win Streak: 6 (1978-Present)
Longest OSU Win Streak: 3 (1959-71)

OKLAHOMA: 2-1

At Florida State: FSU leads 1-0

At Neutral: Series tied 1-1

May 30, 1982*	Austin, TX	L, 5-6
Jun 2, 1995***	Omaha, NE	W, 3-2
May 23, 1998*	Tallahassee	W, 23-2

OKLAHOMA STATE: 1-0

At Neutral: FSU leads 1-0

Jun 7, 1986***	Omaha, NE	W, 6-5
----------------	-----------	--------

OLD DOMINION: 2-0

At Old Dominion: FSU leads 1-0

At Neutral: FSU leads 1-0

Apr 5, 1988	Norfolk, VA	W, 6-5
May 27, 1995*	Tallahassee	W, 7-2

OLIVET: 2-0

At Florida State: FSU leads 2-0

Mar 19, 1977	Tallahassee	W, 23-0
Mar 19, 1977	Tallahassee	W, 16-1

OREGON: 2-0

At Neutral Site: FSU leads 2-0

June 5, 2010*	Norwich, CT	W, 6-4
June 6, 2010*	Norwich, CT	W, 5-3

ORAL ROBERTS: 3-0

At Florida State: FSU leads 3-0

Feb 20, 2004	Tallahassee	W, 8-3
Feb 21, 2004	Tallahassee	W, 6-4
Feb 22, 2004	Tallahassee	W, 4-3

OTTERBEIN: 7-0

At Florida State: FSU leads 7-0

Mar 26, 1976	Tallahassee	W, 12-2
Mar 26, 1976	Tallahassee	W, 10-3
Mar 21, 1980	Tallahassee	W, 18-3
Mar 21, 1980	Tallahassee	W, 15-6
Mar 19, 1981	Tallahassee	W, 11-8
Mar 19, 1981	Tallahassee	W, 9-4
Mar 19, 1982	Tallahassee	W, 10-4

FSU Most Runs (Gm): 18 (1980)
FSU Widest Margin: 18-3 (1980)
OU Most Runs (Gm): 8 (1981)
High-Scoring Game: 21 (FSU 18-3, 1980; 15-6, 1980)
Low Scoring Game: 13 (FSU 10-3, 1976; 9-4, 1981)
Longest FSU Win Streak: 7 (1976-Present)

PARSONS: 0-2

At Florida State: Parsons leads 2-0

Apr 5, 1967	Tallahassee	L, 0-10
Apr 6, 1967	Tallahassee	L, 4-16

PENN STATE: 7-2

At Florida State: FSU leads 7-1

At Neutral: PSU leads 1-0

Jun 8, 1957***	Omaha, NE	L, 0-7
Mar 24, 1967	Tallahassee	W, 9-3
Mar 28, 1967	Tallahassee	L, 6-7
Mar 23, 1968	Tallahassee	W, 10-8
Mar 26, 1969	Tallahassee	W, 7-2
Mar 25, 1969	Tallahassee	W, 4-3
Mar 26, 1969	Tallahassee	W, 8-1
Mar 27, 1969	Tallahassee	W, 6-0
Mar 28, 1969	Tallahassee	W, 8-4

FSU Most Runs (Gm): 10 (1968)
FSU Widest Margin: 8-1 (1969)
PSU Most Runs (Gm): 8 (1968)
PSU Widest Margin: 7-0 (1957)
High-Scoring Game: 18 (FSU 10-8, 1968)
Low Scoring Game: 6 (FSU 6-0, 1969)
Longest FSU Win Streak: 6 (1968-Present)
Shutouts By: FSU 1, PSU 1

PENSACOLA NAVY: 3-0

At Florida State: FSU leads 3-0

Apr 30, 1965	Tallahassee	W, 10-1
May 1, 1965	Tallahassee	W, 12-2
May 24, 1965	Tallahassee	W, 10-2

PRESBYTERIAN: 2-0

At Florida State: FSU leads 2-0

Mar 5, 2013	Tallahassee	W, 9-2
Mar 6, 2013	Tallahassee	W, 10-4

PROVIDENCE: 1-0

At Florida State: FSU leads 1-0

May 30, 1999*	Tallahassee	W, 14-3
---------------	-------------	---------

PURDUE: 0-1

At Florida State: Purdue leads 1-0

Mar 11, 1993	Tallahassee	L, 1-11
--------------	-------------	---------

RHODE ISLAND: 6-0

At Florida State: FSU leads 6-0

Apr 27, 2012	Tallahassee	W, 17-6
Apr 28, 2012	Tallahassee	W, 2-0
Apr 29, 2012	Tallahassee	W, 6-5
Feb 15, 2013	Tallahassee	W, 11-5
Feb 16, 2013	Tallahassee	W, 6-2
Feb 17, 2013	Tallahassee	W, 8-6 (10)

RICE: 2-1

At Florida State: FSU leads 2-1

Mar 3, 1989	Tallahassee	L, 3-4
Mar 4, 1989	Tallahassee	W, 6-0
Mar 5, 1989	Tallahassee	W, 3-0

RICHMOND: 20-0

At Florida State: FSU leads 19-0

At Neutral: FSU leads 1-0

Jun 2, 1972\$	Gastonia, NC	W, 10-5
Mar 12, 1986	Tallahassee	W, 12-4
Mar 13, 1986	Tallahassee	W, 14-4
Mar 14, 1986	Tallahassee	W, 16-1
Mar 15, 1986	Tallahassee	W, 13-3
Feb 29, 1988	Tallahassee	W, 7-1
Mar 1, 1988	Tallahassee	W, 11-4
Mar 2, 1988	Tallahassee	W, 6-1
Mar 7, 1989	Tallahassee	W, 6-0
Mar 8, 1989	Tallahassee	W, 12-3
Mar 9, 1989	Tallahassee	W, 3-2 (13)
Mar 5, 1990	Tallahassee	W, 7-1
Mar 6, 1990	Tallahassee	W, 12-3
Mar 7, 1990	Tallahassee	W, 13-1
Mar 12, 1991	Tallahassee	W, 10-3
Mar 13, 1991	Tallahassee	W, 6-2
Mar 14, 1991	Tallahassee	W, 12-4
Mar 9, 1992	Tallahassee	W, 2-1
Mar 10, 1992	Tallahassee	W, 5-1
Mar 11, 1992	Tallahassee	W, 8-2

FSU Most Runs (Gm): 16 (1986)
FSU Widest Margin: 16-1 (1986)
UR Most Runs (Gm): 5 (1972)
High-Scoring Game: 17 (FSU 16-1, 1986)
Low Scoring Game: 3 (FSU 2-1, 1992)
Longest FSU Win Streak: 20 (1972-Present)
Shutouts By: FSU 1

RIDER COLLEGE: 3-0

At Florida State: FSU leads 3-0

Mar 26, 1970	Tallahassee	W, 8-1
Mar 27, 1974	Tallahassee	W, 6-1
May 25, 1989*	Tallahassee	W, 13-7

RIPON: 2-0

At Florida State: FSU leads 2-0

Mar 16, 1981	Tallahassee	W, 7-1
Mar 16, 1981	Tallahassee	W, 12-1

ROLLINS: 12-11

At Florida State: Series tied 6-6

At Rollins: FSU leads 6-5

Apr 9, 1948	Tallahassee	L, 5-20
Apr 10, 1948	Tallahassee	L, 5-8
May 21, 1948	Winter Park, FL	L, 5-8
May 22, 1948	Winter Park, FL	L, 2-8
Mar 31, 1950	Tallahassee	L, 2-14
Apr 1, 1950	Tallahassee	L, 4-6
Apr 5, 1951	Winter Park, FL	W, 9-3
Apr 6, 1951	Winter Park, FL	W, 9-2
May 9, 1952	Tallahassee	W, 2-1
May 10, 1952	Tallahassee	L, 2-9
Apr 3, 1953	Winter Park, FL	L, 0-4
Apr 4, 1953	Winter Park, FL	L, 2-4
Apr 12, 1955	Winter Park, FL	W, 7-2
Apr 13, 1955	Winter Park, FL	L, 3-9
May 11, 1956	Tallahassee	L, 7-9
May 12, 1956	Tallahassee	W, 9-0
May 2, 1957	Winter Park, FL	W, 5-0
May 9, 1958	Tallahassee	W, 7-1
May 10, 1958	Tallahassee	W, 7-6
Mar 4, 1972	Winter Park, FL	W, 2-0
Mar 5, 1972	Winter Park, FL	W, 11-6
Apr 5, 1973	Tallahassee	W, 12-0
Apr 6, 1973	Tallahassee	W, 5-0

FSU Most Runs (Gm): 12 (1973)
FSU Widest Margin: 12-0 (1973)
RU Most Runs (Gm): 20 (1948)
RU Widest Margin: 20-5 (1948)



17 CONFERENCE CHAMPIONSHIPS ~ 7 STRAIGHT ACC ATLANTIC DIVISION TITLES

ALL-TIME RESULTS

High-Scoring Game: 25 (RU 20-5, 1948)
Low Scoring Game: 2 (FSU 2-0, 1972)
Longest FSU Win Streak: 8 (1956-Present)
Longest RU Win Streak: 6 (1948-50)
Shutouts By: FSU 5, RU 1

ROSE-HULMAN: 4-0

At Florida State: FSU leads 4-0

Mar 6, 1978	Tallahassee	W, 17-0
Mar 6, 1978	Tallahassee	W, 6-5
Mar 7, 1978	Tallahassee	W, 7-3
Mar 7, 1978	Tallahassee	W, 13-1

RUTGERS: 2-0

At Florida State: FSU leads 2-0

Mar 31, 1966	Tallahassee	W, 18-10
May 31, 2003*	Tallahassee	W, 17-7

SAMFORD: 18-1

At Florida State: FSU leads 18-1

Feb 14, 1985	Tallahassee	W, 14-7
Feb 15, 1985	Tallahassee	W, 18-10
Mar 13, 1985	Tallahassee	L, 2-5
Mar 14, 1985	Tallahassee	W, 20-4
Feb 18, 1986	Tallahassee	W, 9-6
Feb 19, 1986	Tallahassee	W, 9-1
Mar 10, 1986	Tallahassee	W, 19-2
Mar 11, 1986	Tallahassee	W, 15-5
Feb 6, 1987	Tallahassee	W, 15-1
Feb 7, 1987	Tallahassee	W, 9-1
Feb 17, 1987	Tallahassee	W, 4-1
Feb 18, 1987	Tallahassee	W, 7-2
Mar 11, 1988	Tallahassee	W, 19-3
Mar 12, 1988	Tallahassee	W, 12-3
Mar 13, 1988	Tallahassee	W, 7-2
Mar 14, 1989	Tallahassee	W, 18-2
Mar 15, 1989	Tallahassee	W, 14-0
Jun 2, 2012*	Tallahassee	W, 8-1
Jun 3, 2012*	Tallahassee	W, 5-2

FSU Most Runs (Gm): 20 (1985)

FSU Widest Margin: 20-4 (1985), 19-3 (1988), 18-2 (1989)

SU Most Runs (Gm): 10 (1985)

SU Widest Margin: 5-2 (1985)

High-Scoring Game: 28 (FSU 18-10, 1985)

Low Scoring Game: 5 (FSU 4-1, 1987)

Longest FSU Win Streak: 16 (1985-Present)

Shutouts By: FSU 1

SANTA CLARA: 1-1

At Neutral: Series tied 1-1

Jun 11, 1962***	Omaha, NE	W, 5-1
Jun 14, 1962***	Omaha, NE	L, 6-11

SAVANNAH STATE: 7-1

At Florida State: FSU leads 7-1

Apr 28, 2006	Tallahassee	W, 11-0
Apr 29, 2006	Tallahassee	W, 9-2
Apr 30, 2006	Tallahassee	L, 2-10
May 9, 2008	Tallahassee	W, 23-4
May 10, 2008	Tallahassee	W, 19-2
May 11, 2008	Tallahassee	W, 24-4
May 12, 2008	Tallahassee	W, 10-0
May 31, 2013*	Tallahassee	W, 10-0

FSU Most Runs (Gm): 23 (2008)

FSU Widest Margin: 23-4 (2008)

SSU Most Runs (Gm): 10 (2006)

SSU Widest Margin: 10-2 (2006)

High Scoring Game: 27 (FSU 23-4, 2008)

Low Scoring Game: 10 (FSU 10-0, 2008 & 2013)

Longest FSU Win Streak: 5 (2008-Present)

Shutouts By: FSU 3

SETON HALL: 0-1

At Neutral: Seton Hall leads 1-0

Jun 8, 1975***	Omaha, NE	L, 0-11
----------------	-----------	---------

SIENA: 9-0

At Florida State: FSU leads 8-0

At Neutral: FSU leads 1-0

Mar 8, 2000	Daytona Beach, FL	W, 9-2
Feb 22, 2002	Tallahassee	W, 10-2
Feb 28, 2002	Tallahassee	W, 5-4 (10)
Mar 4, 2003	Tallahassee	W, 13-8
Mar 5, 2003	Tallahassee	W, 14-5
Mar 6, 2003	Tallahassee	W, 6-1
Mar 2, 2007	Tallahassee	W, 14-4
Mar 3, 2007	Tallahassee	W, 8-3
Mar 4, 2007	Tallahassee	W, 22-3

FSU Most Runs (Gm): 22 (2007)

FSU Widest Margin: 22-3 (2007)

Siena Most Runs (Gm): 8 (2003)

High-Scoring Game: 25 (FSU 22-3, 2007)

Low Scoring Game: 7 (FSU 6-1, 2003)

Longest FSU Win Streak: 9 (2000-Present)

SOUTH ALABAMA: 36-26-1

At Florida State: FSU leads 25-15-1

At South Alabama: FSU leads 11-10

At Neutral: USA leads 1-0

May 17, 1969	Tallahassee	W, 5-4
May 17, 1969	Tallahassee	W, 4-0
Apr 10, 1970	Mobile, AL	W, 8-4
Apr 11, 1970	Mobile, AL	W, 4-0
Apr 12, 1970	Tallahassee	W, 11-0
Apr 24, 1970	Tallahassee	W, 9-0
Apr 25, 1970	Tallahassee	L, 3-5
Apr 25, 1970	Tallahassee	T, 2-2
Apr 24, 1971	Tallahassee	W, 9-7
Apr 24, 1971	Tallahassee	L, 4-5
Apr 25, 1971	Tallahassee	W, 9-4
May 8, 1971	Mobile, AL	W, 7-3
Apr 22, 1972	Tallahassee	L, 2-9
Apr 22, 1972	Tallahassee	L, 2-5
Apr 23, 1972	Tallahassee	L, 4-6
May 13, 1972	Mobile, AL	W, 6-4
May 13, 1972	Mobile, AL	W, 3-1
May 14, 1972	Mobile, AL	L, 0-10
Jun 1, 1972S	Gastonia, NC	L, 5-6
Apr 8, 1973	Tallahassee	L, 3-11
Apr 8, 1973	Tallahassee	W, 4-3
May 12, 1973	Mobile, AL	L, 5-8
May 12, 1973	Mobile, AL	L, 3-4
May 13, 1973	Mobile, AL	L, 2-3
Apr 8, 1975	Tallahassee	W, 4-2
Apr 8, 1975	Tallahassee	L, 4-8
Apr 9, 1975	Tallahassee	W, 5-4
May 7, 1975	Mobile, AL	W, 7-1
Apr 17, 1976	Mobile, AL	W, 9-4
Apr 17, 1976	Mobile, AL	L, 0-1
Apr 18, 1976	Mobile, AL	L, 2-3
Apr 24, 1976	Tallahassee	W, 21-6
Mar 26, 1978	Tallahassee	L, 5-16
Mar 26, 1978	Tallahassee	L, 2-9
Apr 4, 1978	Tallahassee	W, 5-4
Apr 4, 1978	Tallahassee	W, 7-3
May 27, 1983*	Tallahassee	W, 8-2
Apr 19, 1984	Tallahassee	L, 4-12
Apr 20, 1984	Tallahassee	L, 3-9
Apr 30, 1984	Mobile, AL	L, 7-8
Mar 27, 1985	Tallahassee	W, 15-12
May 2, 1985	Mobile, AL	W, 8-0
May 2, 1985	Mobile, AL	W, 12-10
Mar 24, 1986	Mobile, AL	L, 5-12
Mar 25, 1986	Mobile, AL	W, 13-4
Mar 26, 1986	Tallahassee	W, 14-4
Mar 27, 1986	Tallahassee	W, 13-9
Mar 19, 1987	Mobile, AL	L, 3-7
Apr 16, 1987	Tallahassee	W, 9-4
May 23, 1987*	Tallahassee	W, 12-3
May 24, 1987*	Tallahassee	L, 3-6
May 24, 1987*	Tallahassee	W, 9-2
Apr 6, 1988	Mobile, AL	W, 11-7
Apr 22, 1988	Tallahassee	W, 13-11
Apr 5, 1990	Tallahassee	W, 3-2
Apr 2, 1991	Mobile, AL	L, 5-6 (15)
May 26, 1995*	Tallahassee	W, 7-2
Apr 16, 2002	Tallahassee	L, 5-6 (10)
May 31, 2003*	Tallahassee	L, 6-8

Jun 1, 2003*	Tallahassee	W, 13-5
Jun 1, 2003*	Tallahassee	W, 12-2
May 16, 2006	Tallahassee	L, 2-7 (11)
Apr 16, 2013	Tallahassee	W, 2-0

FSU Most Runs (Gm): 21 (1976)

FSU Widest Margin: 21-6 (1976)

USA Most Runs (Gm): 12 (1984, 1986)

USA Widest Margin: 10-0 (1972)

High-Scoring Game: 27 (FSU 21-6, 1976)

Low Scoring Game: 2 (FSU 2-0, 2013)

Longest FSU Win Streak: 5 (1969-70)

Longest USA Win Streak: 3 (1972-73; 1973-73)

Shutouts By: FSU 5, USA 2

SOUTH CAROLINA: 19-10

At Florida State: FSU leads 15-6

At South Carolina: Series tied 4-4

Apr 4, 1969	Tallahassee	W, 4-3
Mar 26, 1974	Tallahassee	L, 1-4
Mar 26, 1974	Tallahassee	L, 0-1
Mar 20, 1981	Tallahassee	W, 9-8
Mar 21, 1981	Tallahassee	L, 5-8
Mar 22, 1981	Tallahassee	W, 12-6
Apr 17, 1981	Columbia, SC	W, 7-5
Apr 19, 1981	Columbia, SC	L, 3-9
May 10, 1984	Tallahassee	L, 3-4
May 13, 1984	Tallahassee	W, 11-10
May 11, 1985	Tallahassee	W, 7-5
May 12, 1985	Tallahassee	W, 11-5
May 10, 1986	Tallahassee	L, 5-8
May 11, 1986	Tallahassee	W, 3-0
May 12, 1986	Tallahassee	W, 7-2
May 15, 1987	Tallahassee	W, 9-5
May 20, 1988	Tallahassee	W, 9-3
May 21, 1988	Tallahassee	W, 9-1
Mar 17, 1989	Columbia, SC	W, 6-5
Mar 18, 1989	Columbia, SC	L, 3-4
Mar 19, 1989	Columbia, SC	L, 4-5 (10)
Apr 20, 1990	Tallahassee	W, 9-6
Apr 21, 1990	Tallahassee	L, 5-6
Apr 22, 1990	Tallahassee	W, 6-3
Apr 5, 1991	Columbia, SC	W, 4-2
Apr 6, 1991	Columbia, SC	W, 7-3
Apr 7, 1991	Columbia, SC	L, 4-9
May 16, 1991	Tallahassee	W, 17-0
May 18, 1991	Tallahassee	W, 10-9 (10)

FSU Most Runs (Gm): 17 (1991)

FSU Widest Margin: 17-0 (1991)

USC Most Runs (Gm): 10 (1984)

USC Widest Margin: 9-4 (1991)

High-Scoring Game: 21 (FSU 11-10, 1984)

Low Scoring Game: 1 (USC 1-0, 1974)

Longest FSU Win Streak: 6 (1986-88)

Shutouts By: FSU 2, USC 1

USE: 68-16

At Florida State: FSU leads 45-4

At USE: FSU leads 23-12

Apr 11, 1969	Tallahassee	W, 7-3
Apr 12, 1969	Tallahassee	W, 5-2
Apr 17, 1970	Tampa, FL	W, 7-0
Apr 18, 1970	Tampa, FL	W, 8-0
Apr 26, 1971	Tallahassee	W, 10-6
Apr 27, 1971	Tallahassee	W, 4-3
Mar 21, 1972	Tampa, FL	L, 3-4
Mar 22, 1972	Tampa, FL	W, 6-2
Mar 1, 1972	Tampa, FL	W, 11-5
Mar 2, 1972	Tampa, FL	L, 7-8
Apr 26, 1974	Tallahassee	W, 2-1
Apr 27, 1974	Tallahassee	W, 9-8
Apr 11, 1976	Tallahassee	W, 6-1
Apr 11, 1976	Tallahassee	W, 4-0
Apr 20, 1977	Tallahassee	W, 5-0
Apr 21, 1977	Tallahassee	W, 8-6
Mar 4, 1978	Tallahassee	W, 7-4
Mar 5, 1978	Tallahassee	W, 2-0
Mar 31, 1978	Tampa, FL	W, 5-1
Mar 31, 1978	Tampa, FL	W, 8-3
Mar 20, 1979	Tampa, FL	W, 6-4
Mar 21, 1979	Tampa, FL	W, 12-4
Apr 21, 1979	Tallahassee	W, 3-1
Apr 22, 1979	Tallahassee	W, 10-1



ALL-TIME RESULTS

Table listing baseball game results for FSU from 1980 to 2013, including dates, locations, and scores.

FSU Most Runs (Gm): 18 (2000)
FSU Widest Margin: 17-0 (1980)
USF Most Runs (Gm): 14 (1989)
USF Widest Margin: 14-3 (1989)
High-Scoring Game: 25 (FSU 18-7, 2000)
Low Scoring Game: 2 (FSU 2-0, 1978)
Longest FSU Win Streak: 20 (1974-80)
Longest USF Win Streak: 2 (four times, last 1989)
Shutouts By: FSU 8, USF 2

SE LOUISIANA: 1-1

Table listing game results for SE Louisiana vs FSU in 1953.

SE MISSOURI STATE: 3-0

Table listing game results for SE Missouri State vs FSU in 1982, 1994, and 1994.

SOUTHERN UNIVERSITY: 2-0

Table listing game results for Southern University vs FSU in 1982.

SOUTHERN CALIFORNIA: 2-6

Table listing game results for Southern California vs FSU from 1963 to 2000.

FSU Most Runs (Gm): 11 (1995)
FSU Widest Margin: 3-2 (1977, 2000)
USC Most Runs (Gm): 16 (1977, 1995)
USC Widest Margin: 16-5 (1977)
High-Scoring Game: 27 (USC 16-11, 1995)
Low Scoring Game: 3 (USC 2-1, 1970)
Longest USC Win Streak: 3 (1963-77; 1995-00)

SOUTHERN ILLINOIS: 6-1

Table listing game results for Southern Illinois vs FSU from 1968 to 1970.

FSU Most Runs (Gm): 8 (1968)
FSU Widest Margin: 6-0 (1968)
SIU Most Runs (Gm): 4 (1968, 1969)
SIU Widest Margin: 1-0 (1969)
High-Scoring Game: 12 (FSU 8-4, 1968)
Low Scoring Game: 1 (SIU 1-0, 1969)
Longest FSU Win Streak: 3 (1968-68; 1969-Present)
Shutouts By: FSU 1, SIU 1

SOUTHERN MISSISSIPPI: 38-12

Table listing game results for Southern Mississippi vs FSU from 1982 to 1988.

Table listing game results for various teams vs FSU from 1988 to 1991.

FSU Most Runs (Gm): 20 (1982, 1985)
FSU Widest Margin: 20-1 (1982, 1985)
SM Most Runs (Gm): 11 (1988)
SM Widest Margin: 7-2 (1987)
High-Scoring Game: 29 (FSU 18-11, 1988)
Low Scoring Game: 4 (SM 3-1, 1991)
Longest FSU Win Streak: 9 (1984-85)
Longest SM Win Streak: 4 (1988-88)
Shutouts By: FSU 5

SW LOUISIANA: 6-0

Table listing game results for SW Louisiana vs FSU from 1976 to 1998.

SPRINGFIELD: 4-0

Table listing game results for Springfield vs FSU from 1967 to 1968.

SPRING HILL: 4-0

Table listing game results for Spring Hill vs FSU from 1966 to 1966.

ST. BONAVENTURE: 1-0

Table listing game results for St. Bonaventure vs FSU in 1997.

ST. FRANCIS: 3-1

Table listing game results for St. Francis vs FSU from 1979 to 1979.

SAINT JOSEPH'S: 14-0

Table listing game results for Saint Joseph's vs FSU from 1972 to 2005.

FSU Most Runs (Gm): 16 (1998, 2001)



17 CONFERENCE CHAMPIONSHIPS ~ 7 STRAIGHT ACC ATLANTIC DIVISION TITLES

ALL-TIME RESULTS

FSU Widest Margin: 16-1 (1998)
 SJ Most Runs (Gm): 7 (2005)
 High-Scoring Game: 20 (FSU 16-4, 2001)
 Low Scoring Game: 6 (FSU 6-0, 2001)
 Longest FSU Win Streak: 14 (1972-Present)
 Shutouts By: FSU 3

ST. LEO: 29-4

At Florida State: FSU leads 21-1
 At St. Leo: FSU leads 8-3

Mar 9, 1969	Saint Leo, FL	L, 2-3
Apr 23, 1969	Tallahassee	W, 6-2
Mar 13, 1970	Tallahassee	W, 6-1
Mar 14, 1970	Tallahassee	W, 5-4
Apr 19, 1970	Saint Leo, FL	W, 8-3
Mar 5, 1971	Tallahassee	W, 9-8
Mar 6, 1971	Tallahassee	W, 7-6
Mar 24, 1971	Saint Leo, FL	W, 14-2
Mar 23, 1972	Saint Leo, FL	W, 8-7
Apr 14, 1972	Tallahassee	W, 12-10
Apr 15, 1972	Tallahassee	W, 15-1
Mar 27, 1973	Saint Leo, FL	W, 7-4
Apr 13, 1973	Tallahassee	W, 3-0
Apr 14, 1973	Tallahassee	W, 11-0
Feb 25, 1975	Saint Leo, FL	W, 1-0
Feb 26, 1975	Saint Leo, FL	W, 10-4
Mar 20, 1975	Tallahassee	W, 4-0
Mar 20, 1975	Tallahassee	W, 7-2
Mar 20, 1976	Tallahassee	W, 8-0
Mar 21, 1976	Tallahassee	W, 7-1
Feb 26, 1977	Tallahassee	W, 9-2
Apr 10, 1977	Tallahassee	W, 9-5
Apr 11, 1977	Tallahassee	W, 9-1
Mar 11, 1978	Tallahassee	W, 11-6
Mar 12, 1978	Tallahassee	W, 7-3
Apr 2, 1978	Saint Leo, FL	W, 8-4
Apr 2, 1978	Saint Leo, FL	L, 3-4
Mar 10, 1979	Tallahassee	W, 18-2
Mar 11, 1979	Tallahassee	W, 5-2
Apr 1, 1979	Saint Leo, FL	W, 11-5
Apr 1, 1979	Saint Leo, FL	L, 1-5
Feb 28, 1985	Tallahassee	W, 16-2
May 6, 1998	Tallahassee	L, 8-11

FSU Most Runs (Gm): 18 (1979)
 FSU Widest Margin: 18-2 (1979)
 SL Most Runs (Gm): 11 (1998)
 SL Widest Margin: 5-1 (1979)
 High-Scoring Game: 22 (FSU 12-10, 1972)
 Low Scoring Game: 3 (FSU 3-0, 1973)
 Longest FSU Win Streak: 25 (1969-78)
 Shutouts By: FSU 5

SAINT LOUIS: 1-1

At Florida State: FSU leads 1-0
 At Neutral: St. Louis leads 1-0

Jun 9, 1965***	Omaha, NE	L, 3-5
May 14, 1981	Tallahassee	W, 15-3

ST. XAVIER: 2-0

At Florida State: FSU leads 2-0

Mar 22, 1982	Tallahassee	W, 11-0
Mar 28, 1983	Tallahassee	W, 7-4

STANFORD: 11-9

At Florida State: FSU leads 6-3
 At Stanford: Stanford leads 4-3
 At Neutral: Series tied 2-2

May 23, 1992*	Tallahassee	W, 9-4
May 25, 1996*	Stanford, CA	W, 5-4
Jun 14, 1999***	Omaha, NE	L, 6-10
Jun 17, 1999***	Omaha, NE	W, 8-6
Jun 18, 1999***	Omaha, NE	W, 14-11
Feb 11, 2000	Tallahassee	W, 11-4
Feb 12, 2000	Tallahassee	L, 6-8
Feb 13, 2000	Tallahassee	W, 13-1
Feb 9, 2001	Stanford, CA	L, 2-6
Feb 10, 2001	Stanford, CA	L, 2-5
Feb 11, 2001	Stanford, CA	L, 2-8
Feb 8, 2002	Tallahassee	L, 3-9
Feb 9, 2002	Tallahassee	L, 11-15
Feb 10, 2002	Tallahassee	W, 7-6

Feb 7, 2003	Stanford, CA	L, 1-2
Feb 8, 2003	Stanford, CA	W, 4-3
Feb 9, 2003	Stanford, CA	W, 10-8
Jun 14, 2008***	Omaha, NE	L, 5-16
Jun 8, 2012**	Tallahassee	W, 17-1
Jun 10, 2012**	Tallahassee	W, 18-7

FSU Most Runs (Gm): 18 (2012)
 FSU Widest Margin: 17-1 (2012)
 Stanford Most Runs (Gm): 16 (2008)
 Stanford Widest Margin: 16-5 (2008)
 High-Scoring Game: 26 (Stanford 15-11, 2002)
 Low Scoring Game: 3 (Stanford 2-1, 2003)
 Longest FSU Win Streak: 3 (1999-00)
 Longest Stanford Win Streak: 5 (2001-02)

STETSON: 52-22

At Florida State: FSU leads 32-13
 At Stetson: FSU leads 20-9

Apr 22, 1949	DeLand, FL	W, 10-1
Apr 23, 1949	DeLand, FL	L, 8-9
May 13, 1949	Tallahassee	L, 2-4
May 14, 1949	Tallahassee	W, 4-2
Apr 14, 1950	Tallahassee	L, 0-5
Apr 15, 1950	Tallahassee	W, 8-6
May 18, 1950	Tallahassee	W, 15-10
May 19, 1950	Tallahassee	W, 9-4
Apr 20, 1951	DeLand, FL	L, 0-3
Apr 21, 1951	DeLand, FL	L, 2-3
May 18, 1951	Tallahassee	W, 8-2
May 19, 1951	Tallahassee	L, 5-7
Apr 11, 1952	DeLand, FL	L, 2-7
Apr 12, 1952	DeLand, FL	W, 11-10
May 16, 1952	Tallahassee	W, 4-2
Apr 10, 1953	DeLand, FL	W, 14-7
Apr 11, 1953	DeLand, FL	W, 8-2
May 1, 1953	Tallahassee	L, 0-1
May 2, 1953	Tallahassee	W, 9-6
Apr 12, 1954	Tallahassee	W, 4-3
Apr 13, 1954	Tallahassee	L, 4-8
Apr 24, 1954	DeLand, FL	L, 3-7
Apr 24, 1954	DeLand, FL	L, 0-7
Apr 4, 1955	Tallahassee	L, 7-8
Apr 5, 1955	Tallahassee	W, 16-2
May 6, 1955	DeLand, FL	W, 6-4
May 7, 1955	DeLand, FL	W, 14-5
Apr 20, 1956	Tallahassee	W, 8-1
Apr 21, 1956	Tallahassee	W, 23-2
Mar 22, 1957	Tallahassee	W, 15-0
Mar 23, 1957	Tallahassee	L, 2-3
May 2, 1958	DeLand, FL	W, 4-2
May 3, 1958	DeLand, FL	W, 9-1
Mar 23, 1959	Tallahassee	W, 17-0
Mar 24, 1959	Tallahassee	W, 21-12
Mar 24, 1970	DeLand, FL	W, 1-0
Apr 30, 1971	Tallahassee	W, 2-0
May 1, 1971	Tallahassee	W, 1-0
Mar 2, 1972	DeLand, FL	W, 6-3
Mar 3, 1972	DeLand, FL	W, 7-1
May 17, 1973	Tallahassee	L, 6-7
May 18, 1973	Tallahassee	L, 4-5
Apr 17, 1975	Tallahassee	W, 6-2
Apr 18, 1975	Tallahassee	W, 5-3
Mar 23, 1976	Tallahassee	W, 8-0
Mar 23, 1976	Tallahassee	W, 10-4
Mar 29, 1976	DeLand, FL	L, 10-11
Mar 30, 1976	DeLand, FL	L, 5-9
Mar 26, 1979	Tallahassee	L, 9-14
May 24, 1984*	Tallahassee	L, 7-10
May 26, 1988*	Tallahassee	W, 10-3
May 29, 1988*	Tallahassee	L, 2-7
May 22, 1992*	Tallahassee	W, 2-0
May 31, 2002*	Tallahassee	W, 11-8
Feb 22, 2005	DeLand, FL	W, 5-4
Feb 23, 2005	DeLand, FL	W, 7-6
May 10, 2005	Tallahassee	W, 9-5
May 11, 2005	Tallahassee	W, 8-4
Jun 3, 2007*	Tallahassee	W, 17-1
Mar 25, 2008	Tallahassee	W, 11-2
Mar 26, 2008	Tallahassee	W, 19-3
Apr 29, 2008	DeLand, FL	W, 13-3
Apr 30, 2008	DeLand, FL	W, 6-3
Mar 24, 2010	Tallahassee	W, 14-7
May 12, 2010	DeLand, FL	W, 6-2
Mar 23, 2011	Tallahassee	L, 4-6

May 10, 2011	DeLand, FL	W, 13-1
Mar 20, 2012	Tallahassee	W, 17-8
Mar 21, 2012	Tallahassee	W, 9-1
May 8, 2012	DeLand, FL	W, 9-1
May 9, 2012	DeLand, FL	L, 5-6
Mar 19, 2013	Tallahassee	W, 5-3
Mar 20, 2013	Tallahassee	W, 14-1
May 7, 2013	DeLand, FL	W, 13-5
May 8, 2013	DeLand, FL	W, 14-2

FSU Most Runs (Gm): 23 (1956)
 FSU Widest Margin: 23-2 (1956)
 Stetson Most Runs (Gm): 14 (1979)
 Stetson Widest Margin: 7-0 (1954)
 High-Scoring Game: 33 (FSU 21-12, 1959)
 Low Scoring Game: 1 (SU 1-0, 1953; FSU 1-0, 1972)
 Longest FSU Win Streak: 13 (1992-10)
 Longest Stetson Win Streak: 4 (1954-55; 1976-84)
 Shutouts By: FSU 7, Stetson 4

STONY BROOK: 1-0

At Neutral: FSU leads 1-0

Jun 17, 2012***	Omaha, NE	W, 12-2
-----------------	-----------	---------

TAMPA: 24-3-1

At Florida State: FSU leads 21-1
 At Tampa: FSU leads 3-2-1

Apr 29, 1949	Tallahassee	W, 8-7
Apr 30, 1949	Tallahassee	W, 7-4
Apr 21, 1950	Tallahassee	W, 7-6
Apr 22, 1950	Tallahassee	W, 12-3
May 5, 1950	Tallahassee	W, 10-1
May 6, 1950	Tallahassee	L, 7-9
Apr 14, 1952	Tallahassee	W, 7-4
Apr 15, 1952	Tallahassee	W, 7-4
Apr 18, 1952	Tallahassee	W, 16-11
Apr 19, 1952	Tallahassee	W, 13-3
Apr 6, 1953	Tampa, FL	T, 8-8
Apr 7, 1953	Tampa, FL	L, 1-4
Apr 30, 1954	Tallahassee	W, 13-1
May 1, 1954	Tallahassee	W, 7-2
Apr 27, 1959	Tallahassee	W, 19-1
Mar 5, 1967	Tallahassee	W, 14-0
Mar 3, 1973	Tampa, FL	W, 6-2
Mar 4, 1973	Tampa, FL	W, 4-0
Apr 15, 1973	Tallahassee	W, 10-2
Apr 16, 1973	Tallahassee	W, 8-4
Mar 20, 1974	Tampa, FL	L, 5-6
Mar 21, 1974	Tampa, FL	W, 9-5
Apr 11, 1974	Tallahassee	W, 7-4
Apr 11, 1974	Tallahassee	W, 11-1
Mar 29, 1975	Tallahassee	W, 4-3
Mar 29, 1975	Tallahassee	W, 10-2
Feb 16, 1984	Tallahassee	W, 9-5
Feb 17, 1984	Tallahassee	W, 7-6

FSU Most Runs (Gm): 16 (1952)
 FSU Widest Margin: 14-0 (1967)
 Tampa Most Runs (Gm): 11 (1952)
 Tampa Widest Margin: 9-7 (1950)
 High-Scoring Game: 27 (FSU 16-11, 1952)
 Low Scoring Game: 4 (FSU 4-0, 1973)
 Longest FSU Win Streak: 8 (1954-73)
 Shutouts By: FSU 2

TENNESSEE: 6-4

At Florida State: FSU leads 6-3
 At Neutral: Tennessee leads 1-0

Mar 13, 1951	Tallahassee	W, 10-9
Mar 21, 1964	Tallahassee	W, 15-7
Mar 18, 1966	Tallahassee	L, 7-8
Mar 19, 1966	Tallahassee	W, 8-6
Mar 22, 1974	Tallahassee	L, 4-7
Mar 23, 1974	Tallahassee	L, 0-2
Feb 1, 1998	Orlando, FL	L, 3-5
Feb 2, 2007	Tallahassee	W, 9-2
Feb 3, 2007	Tallahassee	W, 4-0
Feb 4, 2007	Tallahassee	W, 19-7

FSU Most Runs (Gm): 19 (2007)
 FSU Widest Margin: 19-7 (2007)
 Tennessee Most Runs (Gm): 9 (1951)
 Tennessee Widest Margin: 7-4 (1974)



ALL-TIME RESULTS

High-Scoring Game: 26 (FSU 19-7, 2007)
Low Scoring Game: 2 (Tennessee 2-0, 1974)
Longest FSU Win Streak: 3 (2007-Present)
Longest Tennessee Win Streak: 3 (1974-98)
Shutouts: FSU 1, Tennessee 1

TENNESSEE-MARTIN: 2-0

At Florida State: FSU leads 2-0

Mar 22, 1979	Tallahassee	W, 4-1
Mar 22, 1979	Tallahassee	W, 10-4

TENNESSEE TECH: 3-0

At Florida State: FSU leads 3-0

Mar 21, 1983	Tallahassee	W, 4-3
Mar 22, 1983	Tallahassee	W, 12-2
Mar 22, 1984	Tallahassee	W, 7-3

TEXAS: 3-4

At Florida State: Texas leads 2-0
At Neutral: FSU leads 3-2

Jun 8, 1965***	Omaha, NE	W, 3-2
Jun 15, 1970***	Omaha, NE	L, 1-5
Jun 17, 1970***	Omaha, NE	W, 11-2
Jun 3, 1987***	Omaha, NE	L, 4-6
Jun 12, 2000***	Omaha, NE	W, 6-2
Jun 8, 2003**	Tallahassee	L, 3-8
Jun 9, 2003**	Tallahassee	L, 5-6

FSU Most Runs (Gm): 11 (1970)
FSU Widest Margin: 11-2 (1970)
Texas Most Runs (Gm): 8 (2003)
Texas Widest Margin: 8-3 (2003)
High-Scoring Game: 13 (FSU 11-2, 1970)
Low Scoring Game: 5 (FSU 3-2, 1965)

TEXAS A&M: 3-3

At Florida State: Texas A&M leads 3-2
At Neutral: FSU leads 1-0

May 23, 1986*	Tallahassee	W, 12-9
Feb 29, 1992	Tallahassee	L, 1-9
Jun 12, 1999***	Omaha, NE	W, 7-3
Jun 11, 2011**	Tallahassee	L, 2-6
Jun 12, 2011**	Tallahassee	W, 23-9
Jun 13, 2011**	Tallahassee	L, 2-11

TEXAS CHRISTIAN: 2-0

At Neutral: TCU leads 2-0

June 19, 2010***	Omaha, NE	L, 1-8
June 23, 2010***	Omaha, NE	L, 7-11

TROY: 15-2

At Florida State: FSU leads 14-0
At Troy: Troy leads 2-1

Apr 28, 1948	Troy, AL	L, 2-3
May 27, 1948	Tallahassee	W, 6-5
Mar 2, 1974	Tallahassee	W, 11-2
Mar 2, 1974	Tallahassee	W, 11-2
Mar 29, 1977	Tallahassee	W, 8-0
Mar 30, 1977	Tallahassee	W, 6-2
Feb 28, 1979	Tallahassee	W, 6-4
Feb 27, 1980	Tallahassee	W, 5-3
Feb 27, 1980	Tallahassee	W, 11-9
Apr 29, 1980	Troy, AL	L, 3-5
Apr 29, 1980	Troy, AL	W, 12-3
May 25, 1995*	Tallahassee	W, 18-3
Feb 12, 1999	Tallahassee	W, 17-3
Feb 13, 1999	Tallahassee	W, 21-1
Feb 14, 1999	Tallahassee	W, 10-2
Jun 1, 2013*	Tallahassee	W, 11-0
Jun 2, 2013*	Tallahassee	W, 11-4

FSU Most Runs (Gm): 21 (1999)
FSU Widest Margin: 21-1 (1999)
Troy Most Runs (Gm): 9 (1980)
Troy Widest Margin: 5-3 (1980)
High-Scoring Game: 22 (FSU 21-1, 1999)
Low Scoring Game: 5 (Troy 3-2, 1948)
Longest FSU Win Streak: 8 (1948-80)
Shutouts By: FSU 2

TULANE: 39-18

At Florida State: FSU leads 34-10
At Tulane: Tulane leads 8-5

Mar 27, 1967	Tallahassee	W, 10-6
Mar 28, 1967	Tallahassee	W, 5-1
Apr 21, 1967	New Orleans, LA	W, 8-5
Apr 22, 1967	New Orleans, LA	W, 7-5
Mar 24, 1969	Tallahassee	W, 5-0
Mar 24, 1969	Tallahassee	L, 0-1
May 13, 1977	Tallahassee	W, 12-4
May 15, 1977	Tallahassee	L, 3-4
May 15, 1977	Tallahassee	W, 11-1
Mar 3, 1978	Tallahassee	W, 6-1
Mar 3, 1978	Tallahassee	L, 3-8
Mar 25, 1978	Tallahassee	L, 0-4
Mar 25, 1978	Tallahassee	W, 3-0
May 12, 1978	Tallahassee	W, 3-2
Mar 14, 1979	Tallahassee	W, 7-3
Mar 14, 1979	Tallahassee	W, 9-2
May 12, 1979	Tallahassee	L, 5-10
May 13, 1979	Tallahassee	L, 2-5
Mar 24, 1980	New Orleans, LA	L, 2-3
May 10, 1980	Tallahassee	W, 12-5
Apr 4, 1981	New Orleans, LA	W, 15-9
Apr 4, 1981	New Orleans, LA	L, 3-11
Apr 5, 1981	New Orleans, LA	L, 4-15
May 16, 1981	Tallahassee	L, 2-6
May 17, 1981	Tallahassee	W, 22-4
May 17, 1981	Tallahassee	W, 15-5
Apr 17, 1982	Tallahassee	L, 6-8
Apr 17, 1982	Tallahassee	W, 4-3
Apr 18, 1982	Tallahassee	W, 8-6
May 16, 1982	Tallahassee	L, 7-11
May 7, 1983	New Orleans, LA	L, 5-6
May 8, 1983	New Orleans, LA	L, 6-8
May 14, 1983	Tallahassee	W, 4-2
May 15, 1983	Tallahassee	W, 9-6
Apr 27, 1984	Tallahassee	W, 17-4
Apr 28, 1984	Tallahassee	W, 8-4
Apr 29, 1984	Tallahassee	L, 0-1
May 11, 1984	Tallahassee	W, 4-2
Apr 5, 1985	Tallahassee	W, 9-6
Apr 6, 1985	Tallahassee	W, 4-1
Apr 6, 1985	Tallahassee	W, 9-4
May 4, 1985	New Orleans, LA	W, 9-3
May 4, 1985	New Orleans, LA	W, 5-2
May 5, 1985	New Orleans, LA	L, 8-9
Apr 5, 1986	Tallahassee	W, 7-5
Apr 6, 1986	Tallahassee	W, 4-2
Feb 21, 1987	Tallahassee	W, 7-5
May 27, 1988*	Tallahassee	W, 8-6
Apr 6, 1990	Tallahassee	W, 5-0
Apr 7, 1990	Tallahassee	W, 9-3
Apr 8, 1990	Tallahassee	W, 12-11
May 16, 1990	Tallahassee	W, 4-1
Mar 2, 1991	Tallahassee	W, 3-0
Apr 28, 1991	New Orleans, LA	L, 10-11
Apr 29, 1991	New Orleans, LA	L, 1-2
Jun 1, 2008*	Tallahassee	W, 17-8
Jun 2, 2008*	Tallahassee	W, 16-7

FSU Most Runs (Gm): 22 (1981)
FSU Widest Margin: 22-4 (1981)
Tulane Most Run: 15 (1981)
Tulane Widest Margin: 15-4 (1981)
High-Scoring Game: 26 (FSU 22-4, 1981)
Low Scoring Game: 1 (Tulane 1-0, 1969; 1-0, 1984)
Longest FSU Win Streak: 9 (1986-91)
Longest Tulane Win Streak: 3 (1979-80, 1981, 1982-83)
Shutouts By: FSU 6, Tulane 3

UNION: 5-0

At Florida State: FSU leads 5-0

Mar 4, 1970	Tallahassee	W, 5-1
Mar 4, 1970	Tallahassee	W, 6-2
Mar 3, 1971	Tallahassee	W, 5-0
Mar 3, 1971	Tallahassee	W, 14-0
Mar 4, 1971	Tallahassee	W, 7-6

FSU Most Runs (Gm): 14 (1971)
FSU Widest Margin: 14-0 (1971)
Union Most Runs (Gm): 6 (1971)
High-Scoring Game: 14 (FSU 14-0, 1971)

Low Scoring Game: 5 (FSU 5-0, 1971)
Longest FSU Win Streak: 5 (1970-71)
Shutouts By: FSU 2

VALDOSTA STATE: 24-4-1

At Florida State: FSU leads 14-2
At Valdosta State: FSU leads 10-2-1

Apr 9, 1963	Tallahassee	W, 14-0
Mar 2, 1971	Tallahassee	W, 13-1
Apr 14, 1971	Valdosta, GA	W, 17-3
Apr 6, 1972	Valdosta, GA	L, 2-14
May 9, 1972	Tallahassee	W, 3-2
Mar 28, 1973	Valdosta, GA	W, 3-2
Apr 17, 1973	Tallahassee	W, 9-8
Mar 30, 1974	Valdosta, GA	W, 6-3
Apr 24, 1974	Tallahassee	L, 1-15
Mar 8, 1975	Tallahassee	W, 9-0
Mar 9, 1975	Valdosta, GA	W, 8-3
Mar 20, 1976	Tallahassee	W, 9-0
Mar 28, 1976	Valdosta, GA	W, 6-2
Mar 13, 1977	Valdosta, GA	W, 14-5
Apr 9, 1977	Tallahassee	W, 9-3
Apr 17, 1978	Tallahassee	W, 10-7
Apr 30, 1978	Tallahassee	W, 13-5
Mar 4, 1979	Valdosta, GA	L, 0-2
Mar 6, 1979	Tallahassee	L, 12-14
Mar 6, 1979	Tallahassee	W, 6-0
Apr 23, 1979	Valdosta, GA	T, 14-14
Apr 7, 1980	Valdosta, GA	W, 15-9
Apr 30, 1980	Tallahassee	W, 11-4
Apr 27, 1981	Tallahassee	W, 14-6
May 10, 1981	Valdosta, GA	W, 5-3
Apr 16, 1982	Tallahassee	W, 4-0
Apr 22, 1982	Valdosta, GA	W, 4-1
Apr 15, 1988	Valdosta, GA	W, 20-8
Apr 6, 2011	Tallahassee	W, 10-2

FSU Most Runs (Gm): 20 (1988)
FSU Widest Margin: 14-0 (1963)
VSU Most Runs (Gm): 15 (1974)
VSU Widest Margin: 15-1 (1974)
High-Scoring Game: 28 (Tied 14-14, 1979; FSU 20-8, 1988)
Low Scoring Game: 2 (VSU 2-0, 1979)
Longest FSU Win Streak: 8 (1975-78; 1980-Present)
Shutouts By: FSU 5, VSU 1

VALPARAISO: 1-0

At Florida State: FSU leads 1-0

Mar 9, 1982	Tallahassee	W, 6-0
-------------	-------------	--------

VANDERBILT: 4-2

At Florida State: FSU leads 4-2

Mar 25, 1972	Tallahassee	L, 1-11
Mar 26, 1972	Tallahassee	W, 4-3
Mar 27, 1972	Tallahassee	W, 19-4
June 11, 2010	Tallahassee	W, 9-8
June 12, 2010	Tallahassee	L, 2-6
June 13, 2010	Tallahassee	W, 7-6

VILLANOVA: 3-0

At Florida State: FSU leads 3-0

Mar 1, 2013	Tallahassee	W, 23-5
Mar 2, 2013	Tallahassee	W, 7-0
Mar 3, 2013	Tallahassee	W, 2-1

VMI: 17-0

At Florida State: FSU leads 14-0
At Neutral: FSU leads 3-0

Feb 23, 1990	Tallahassee	W, 17-1
Feb 24, 1990	Tallahassee	W, 3-2
Feb 25, 1990	Tallahassee	W, 8-0
Feb 14, 1992	Tallahassee	W, 10-4
Feb 15, 1992	Tallahassee	W, 20-0
Feb 16, 1992	Tallahassee	W, 5-4
Jan 31, 2003	St. Petersburg, FL	W, 12-4
Feb 1, 2003	St. Petersburg, FL	W, 5-1
Feb 2, 2003	St. Petersburg, FL	W, 10-3
Jan 31, 2004	Tallahassee	W, 8-7
Feb 2, 2004	Tallahassee	W, 8-1
Feb 4, 2005	Tallahassee	W, 8-2
Feb 5, 2005	Tallahassee	W, 6-5



17 CONFERENCE CHAMPIONSHIPS ~ 7 STRAIGHT ACC ATLANTIC DIVISION TITLES

ALL-TIME RESULTS

Feb 6, 2005	Tallahassee	W, 15-0
Feb 18, 2011	Tallahassee	W, 12-0
Feb 19, 2011	Tallahassee	W, 9-2
Feb 20, 2011	Tallahassee	W, 15-0

FSU Most Runs (Gm): 20 (1992)
FSU Widest Margin: 20-0 (1992)
VMU Most Runs (Gm): 5 (2005)
High-Scoring Game: 20 (FSU 20-0, 1992)
Low Scoring Game: 5 (FSU 3-2, 1990)
Longest FSU Win Streak: 17 (1990-Present)
Shutouts By: FSU 5

WASHINGTON STATE: 2-0

At Florida State: FSU leads 1-0
At Neutral: FSU leads 1-0

Apr 3, 1988	Tallahassee	W, 5-1
Mar 7, 1999	Minneapolis, MN	W, 8-5

WESTERN CAROLINA: 4-1

At Florida State: FSU leads 4-1

May 21, 1992*	Tallahassee	L, 0-1
May 24, 1992*	Tallahassee	W, 4-3
May 24, 1992*	Tallahassee	W, 18-3
Feb 26, 2002	Tallahassee	W, 13-3
Feb 27, 2002	Tallahassee	W, 3-0

FSU Most Runs (Gm): 18 (1992)
FSU Widest Margin: 18-3 (1992)
WCU Most Runs (Gm): 3 (Three times)
WCU Widest Margin: 1-0 (1992)
High-Scoring Game: 21 (FSU 18-3, 1992)
Low Scoring Game: 1 (WCU 1-0, 1992)
Longest FSU Win Streak: 4 (1992-Present)
Shutouts By: FSU 1, WCU 1

WESTERN KENTUCKY: 14-1

At Florida State: FSU leads 14-1

Mar 17, 1978	Tallahassee	W, 13-4
Mar 17, 1978	Tallahassee	W, 16-3
Mar 17, 1979	Tallahassee	W, 14-4
May 24, 1980*	Tallahassee	W, 19-7
May 25, 1980*	Tallahassee	W, 10-5
Mar 11, 1985	Tallahassee	W, 11-5
Mar 12, 1985	Tallahassee	L, 6-10
Feb 2, 1990	Tallahassee	W, 6-3
Feb 3, 1990	Tallahassee	W, 6-4
Feb 4, 1990	Tallahassee	W, 6-4
Jan 29, 2000	Tallahassee	W, 8-1
Jan 29, 2000	Tallahassee	W, 2-1
Jan 30, 2000	Tallahassee	W, 6-1
Feb 3, 2001	Tallahassee	W, 5-4
Feb 4, 2001	Tallahassee	W, 8-4

FSU Most Runs (Gm): 19 (1980)
FSU Widest Margin: 16-3 (1978)
WK Most Runs (Gm): 10 (1985)
WK Widest Margin: 10-6 (1985)
High-Scoring Game: 26 (FSU 19-7, 1980)
Low Scoring Game: 3 (FSU 2-1, 2000)
Longest FSU Win Streak: 8 (1990-Present)

WESTERN MICHIGAN: 6-8

At Florida State: WMU leads 8-5
At Neutral: FSU leads 1-0

Mar 31, 1959	Tallahassee	L, 2-3
Apr 3, 1959	Tallahassee	W, 2-0
Apr 4, 1961	Tallahassee	L, 2-10
Apr 5, 1961	Tallahassee	W, 7-6
Jun 10, 1963***	Omaha, NE	W, 5-2
Mar 25, 1971	Tallahassee	L, 5-7
Mar 28, 1971	Tallahassee	W, 7-5
Mar 28, 1971	Tallahassee	L, 1-5
Mar 30, 1972	Tallahassee	W, 6-1
Apr 1, 1972	Tallahassee	L, 7-8
Apr 1, 1972	Tallahassee	L, 4-7
Apr 2, 1972	Tallahassee	W, 8-1
Mar 29, 1974	Tallahassee	L, 3-7
Mar 29, 1974	Tallahassee	L, 2-4

FSU Most Runs (Gm): 8 (1972)
FSU Widest Margin: 8-1 (1972)

WMU Most Runs (Gm): 10 (1961)
WMU Widest Margin: 10-2 (1961)
High-Scoring Game: 15 (WMU 8-7, 1972)
Low Scoring Game: 2 (FSU 2-0, 1959)
Shutouts By: FSU 1

WEST FLORIDA: 5-0

At Florida State: FSU leads 5-0

Apr 15, 1981	Tallahassee	W, 6-1
Apr 15, 1981	Tallahassee	W, 3-2
Apr 6, 1982	Tallahassee	W, 9-4
Feb 14, 1984	Tallahassee	W, 7-5
Feb 15, 1984	Tallahassee	W, 7-1

FSU Most Runs (Gm): 9 (1982)
FSU Widest Margin: 6-1 (1981), 9-4 (1982)
WF Most Runs (Gm): 5 (1984)
High-Scoring Game: 13 (FSU 9-4, 1982)
Low Scoring Game: 5 (FSU 3-2, 1981)
Longest FSU Win Streak: 5 (1981-Present)

WEST VIRGINIA: 4-2

At Florida State: Series tied 1-1
At Neutral: FSU leads 3-1

Apr 2, 1956	Tallahassee	L, 12-13
Apr 5, 1958	Tallahassee	W, 14-7
Jun 1, 1961\$	Gastonia, NC	W, 3-1
Jun 2, 1961\$	Gastonia, NC	L, 3-4
Jun 1, 1962\$	Gastonia, NC	W, 6-5
Mar 6, 2004	Minneapolis, MN	W, 11-5

FSU Most Runs (Gm): 14 (1958)
FSU Widest Margin: 14-7 (1958)
WVa Most Runs (Gm): 13 (1956)
WVa Widest Margin: 13-12 (1956), 4-3 (1961)
High-Scoring Game: 25 (WVa 13-12, 1956)
Low Scoring Game: 4 (FSU 3-1, 1961)

WICHITA STATE: 4-5

At Florida State: FSU leads 2-1
At Neutral: WSU leads 4-2

Jun 4, 1989***	Omaha, NE	W, 4-2
Jun 7, 1989***	Omaha, NE	L, 4-7
Jun 9, 1989***	Omaha, NE	L, 9-12
Feb 11, 1990	Baseball City, FL	L, 7-8
Jun 3, 1996***	Omaha, NE	W, 8-4
Mar 5, 1999	Minneapolis, MN	L, 1-8
Jun 6, 2008**	Tallahassee	L, 7-10
Jun 7, 2008**	Tallahassee	W, 14-4
Jun 8, 2008**	Tallahassee	W, 11-4

FSU Most Runs (Gm): 14 (2008)
FSU Widest Margin: 14-4 (2008)
WSU Most Runs (Gm): 12 (1989)
WSU Widest Margin: 8-1 (1999)
High-Scoring Game: 21 (WSU 12-9, 1989)
Low Scoring Game: 6 (WSU 4-2, 1989)
Longest FSU Win Streak: 2 (2008)
Longest WSU Win Streak: 3 (1989-90)

WILLIAM & MARY: 1-0

At Florida State: FSU leads 1-0

Mar 29, 1967	Tallahassee	W, 5-4
--------------	-------------	--------

WINGATE: 6-0

At Florida State: FSU leads 6-0

Mar 11, 1980	Tallahassee	W, 6-0
Mar 11, 1980	Tallahassee	W, 5-4
Mar 15, 1981	Tallahassee	W, 15-6
Mar 17, 1981	Tallahassee	W, 4-2
Mar 17, 1981	Tallahassee	W, 6-2
Mar 8, 1983	Tallahassee	W, 6-4

FSU Most Runs (Gm): 15 (1981)
FSU Widest Margin: 15-6 (1981)
Wingate Most Runs (Gm): 6 (1981)
High-Scoring Game: 21 (FSU 15-6, 1981)
Low Scoring Game: 6 (FSU 6-0, 1980; 4-2, 1981)
Longest FSU Win Streak: 6 (1980-Present)
Shutouts By: FSU 1

WINTHROP: 4-1

At Florida State: FSU leads 4-1

Feb 13, 1993	Tallahassee	W, 7-2
Feb 14, 1993	Tallahassee	W, 8-5
Feb 21, 1995	Tallahassee	L, 1-2
Feb 22, 1995	Tallahassee	W, 6-0
Mar 14, 2006	Tallahassee	W, 10-0

WISCONSIN: 8-1

At Florida State: FSU leads 8-1

Apr 8, 1955	Tallahassee	W, 3-2
Apr 9, 1955	Tallahassee	W, 7-2
Mar 30, 1956	Tallahassee	W, 5-3
Apr 4, 1956	Tallahassee	W, 4-3
Apr 6, 1956	Tallahassee	L, 3-10
Apr 7, 1956	Tallahassee	W, 1-0
Apr 4, 1958	Tallahassee	W, 12-4
Apr 7, 1958	Tallahassee	W, 7-3
Apr 10, 1958	Tallahassee	W, 3-1

FSU Most Runs (Gm): 12 (1958)
FSU Widest Margin: 12-4 (1958)
UW Most Runs (Gm): 10 (1956)
UW Widest Margin: 10-3 (1956)
High-Scoring Game: 16 (FSU 12-4, 1958)
Low Scoring Game: 1 (FSU 1-0, 1956)
Longest FSU Win Streak: 4 (1955-56; 1956-Present)
Shutouts By: FSU 1

WRIGHT STATE: 3-1

At Florida State: FSU leads 3-1

Mar 23, 1979	Tallahassee	W, 12-0
Mar 24, 1979	Tallahassee	W, 13-6
Mar 22, 1980	Tallahassee	W, 12-0
Mar 22, 1980	Tallahassee	L, 2-6

FSU Most Runs (Gm): 12 (1979, 1980)
FSU Widest Margin: 12-0 (1979, 1980)
WSU Most Runs (Gm): 6 (1979, 1980)
WSU Widest Margin: 6-2 (1980)
High-Scoring Game: 19 (FSU 13-6, 1979)
Low Scoring Game: 8 (WSU 6-2, 1980)
Longest FSU Win Streak: 3 (1979-80)
Shutouts By: FSU 2

YALE: 2-0

At Florida State: FSU leads 2-0

Mar 26, 1957	Tallahassee	W, 7-0
Mar 29, 1957	Tallahassee	W, 11-8

\$ = District 3 – Gastonia, NC
* = NCAA Regional
** = NCAA Super Regional
*** = College World Series
^ = ACC Tournament



TEAM RECORDS

GAMES

GAMES PLAYED

Most in Season	84, 1984
Fewest in Season	17, 1948

VICTORIES

Most in Season	61, 1986 (61-13)
Fewest in Season	9, 1948 (9-8)

WINNING PERCENTAGE

Highest in Season	.854, 1968 (35-6)
Lowest in Season	.529, 1948 (9-8)

WINNING STREAK

Longest	25, 2002 (4/17-6/7)
Home	36 (4/22/90-4/20/91)
Away	11 (1969-70)

LOSING STREAK

Longest in Season	6, 1999 (4/17-30)
-------------------	-------------------

ATTENDANCE

Single Home Game	6,789 vs. Miami (4/19/08)
3-game Series	19,062 vs. Miami (4/18-4/20/08)
2-game Series	12,662 vs. Texas (2003)
Single Season, Home Total	202,132 (41 dates, 2008)
Single Season, Home Average	4,930 (2008)
Single Season, All Games	329,232 (67 dates, 2012)

SHUTOUTS

Fewest Times in Season	0, 1985 (82 games) and other years with fewer games - last time 2009 (68 games)
Most Times in Season (hitting)	5, 1974, 1992 and 1994
Longest Streak Without	336, 1984-1988
Most Recorded in Season (pitching)	15, 1970 (59 games) and 1975 (59 games)
Most Consecutive in Season (Pitching)	4, 1970 and 1973
Most Consecutive Scoreless Innings (Pitching)	40, 1973

EXTRA INNING GAMES

Most in Season	7, 1995
Longest Game	20 innings vs. Wake Forest, 5/6/06

BATTING

AT BATS

Most in Game	67 vs. Wake Forest, 5/6/06
Most in Game (9-inning)	65 vs. Ohio State, 5/31/09
Both Teams	132 vs. Wake Forest, 5/6/06
Most in Season	2,872, 1985 (82 games)
Fewest in Season	752, 1951 (18 games)
Most Plate Appearances in Inning	21 vs. Siena, 3/4/07 vs. Georgia State, 5/15/92

RUNS

Most in Inning	16 vs. Cleveland State, 3/20/82; vs. Georgia State, 5/15/92
Most in Game*	37 vs. Ohio State, 5/31/09 - NCAA Regional
Most Allowed in Game	24, Clemson, 6/5/59
Most Combined	43 vs. Georgia State, 5/15/92 (FSU 36, GS 7) vs. Ohio State, 5/31/09 - NCAA Regional (FSU 37, OSU 6)
Largest Winning Margin	34 vs. Marshall, 3/4/96 (34-0)
Largest Losing Margin	22 vs. Clemson, 6/5/59 (CU 24, FS 2)
Most in Season	752, 1982
Most Allowed in Season	464, 1984
Fewest in Season	101, 1948 (17 games)
Fewest Allowed in Season	72, 1952 (21 games)

HITS

Most in Inning	15 vs. Georgia State, 5/15/92
Most Allowed in Inning	9 at Boston College, 4/15/12
Most Consecutive Hits	10 vs. Siena, 3/4/07
Most in Game*	38 vs. Ohio State, 5/31/09 - NCAA Regional
Most Allowed in Game	23 vs. Nevada-Las Vegas, 1978
Most Combined*	51 vs. Ohio State, 5/31/09 - NCAA Regional (FSU 38, OSU 13)
Most in Season	947, 1985 (82 games)
Most Allowed in Season	756, 1984 (84 games)
Fewest in Season	186, 1952 (21 games)
Fewest Allowed in Season	130, 1952 (21 games)

DOUBLES

Most in Game*	15 vs. Ohio State, 5/31/09 - NCAA Regional
Most Allowed in Game	7 vs. Virginia Tech, 4/2/10 (VT 10, FSU 5)
Most Combined	16 vs. Ohio State, 5/31/09 (FSU 15, OSU 1)
Most in Season	182, 1990 (72 games)
Most Allowed in Season	133, 1984 (84 games)
Fewest in Season	24, 1951 (18 games)
Fewest Allowed in Season	19, 1951 (18 games)

TRIPLES

Most in Game	5 vs. Western Kentucky, 1968; vs. Georgia State, 1982
Most Allowed in Game	3, several times (last: at Georgia Tech, 4/7/12)
Most Combined	5 vs. Western Kentucky, 1968 (FS 5, WK 0); vs. Georgia State, 1982 (FS 5, GS 0)
Most in Season	35, 1969 (52 games) and 1972 (68 games)

HOME RUNS

Most in Game	9 vs. Maryland, 5/9/99 (FSU 26, MD 2) vs. Maryland, 4/27/97 (FSU 27, MD 2)
Most Allowed in Game	6, Southern Miss, 1986
Most Combined	9 vs. Cincinnati, 5/12/91 (FSU 6, UC 3) vs. Miami, 4/3/09 (FSU 7, UM 2)
Most in Season	146, 1985 (82 games)
Most Allowed in Season	82, 1984 (84 games)
Fewest in Season	3, 1954 (21 games)
Fewest Allowed in Season	4, 1951 (18 games)
Most Grand slams in Season	8, 1996 (69 games)
Most Grand slams in a Game*	3, at Maryland, 4/27/97

TOTAL BASES

Most in Game*	66 vs. Ohio State, 5/31/09 - NCAA Regional
Most Combined	83 vs. Ohio State, 5/31/09 - NCAA Regional (FSU 66, OSU 17)
Most in Season	1,580, 1985 (82 games)
Fewest in Season	250, 1952 (21 games)



17 CONFERENCE CHAMPIONSHIPS ~ 7 STRAIGHT ACC ATLANTIC DIVISION TITLES

TEAM RECORDS

SLUGGING PCT.

Highest in Season .568, 1982 (74 games)

RUNS BATTED IN

Most in Game 34 vs. Georgia State, 5/15/92
 34 vs. Ohio State, 5/31/09 - NCAA Regional
 Most Combined 40 vs. Georgia State, 5/15/92 (FSU 34, GS 6)
 Most in Season 698, 1985 (82 games)

BASE ON BALLS

Most in Game 20 vs. Cleveland State, 1982 and 20 vs. Jacksonville, 5/4/10
 Most Allowed 18, Stetson, 1976
 Most Combined 26 vs. Valdosta State, 1980 (FSU 10, VSU 16)
 Most in Season 555, 1984
 Most Allowed in Season 340, 1972 (68 games)
 Fewest in Season 93, 1955 (22 games)

HIT BY PITCH

Most in Season 104, 2013 (64 games)

STRIKEOUTS

Most in Game 18, vs. Georgia, 1968
 Most Combined 33, vs. Miami, 4/7/00 (FSU 11, UM 22)
 Most in Season 520, 1984 (84 games)
 Fewest in Season 93, 1955 (22 games)

BATTING AVG.

Highest in Season .355, 2008 (68 games)
 Highest Allowed in Season .281, 1980 (63 games)
 Lowest in Season .237, 1967 (46 games)
 Lowest Allowed in Season .186, 1970 (59 games)

STOLEN BASES

Most in Game 11 vs. Stetson, 1957; vs. Richmond, 1986; vs. Virginia, 1994
 Most Allowed in Game 13, Stetson, 1973
 Most Combined 13, vs. Stetson, 1973 (FSU 0, STET 13)
 Most in Season 232, 1987 (73 games)
 Most Allowed in Season 98, 1984 (84 games)
 Fewest in Season 20, 1954 (21 games)
 Fewest Allowed in Season 7, 1962 (28 games) and 1968 (41 games)

DEFENSE

PUTOUTS

Most in Season 2,212, 1984 (84 games)

ASSISTS

Most in Season 1,126, 1984 (84 games)
 Fewest in Season 226, 1960 (22 games)

ERRORS

Most in Game 10, vs. UNC, 3/28/04
 Most in Game by Opponent 8, several times, latest Miami, 4/17/96
 Most Combined 12, vs. Georgia State, 1984 (FS 4, GS 8);
 vs. Valdosta State, 1988 (FS 9, VS 3);
 vs. Virginia Tech, 5/10/90 (FS 4, VT 8)
 Most in Season 167, 1984 (84 games)
 Most by Opponent in Season 184, 1984 (84 games)

FIELDING PCT.

Highest in Season .975, 2007 (62 games)
 Lowest in Season .915, 1959 (33 games)

DOUBLE PLAYS

Most in Game 5, vs. Miami, 6/4/95
 Most in Season 95, 1984 (84 games)

TRIPLE PLAYS

Most in Game 1, vs. Virginia Tech, 5/3/09 (Sequence: 9-2-4)
 (Ruairi O'Connor - RF to Parker Brunelle - C to Jason Stidham - 2B)

PITCHING

PITCHING APPEARANCES

Most in Game 9 vs. Florida, 3/15/11
 Most in Season 296, 2012 (67 games)

COMPLETE GAMES

Most in Season 27, 1969 (52 games)

INNINGS PITCHED

Most in Season 738, 1984 (84 games)
 Most by Opponent 717, 1984 (84 games)

SAVES

Most in Season 29, 1990 (72 games)

NO-HITTERS

Most in Season 2, 1968 (41 games)

ONE-HITTERS

Most in Season 6, 1970 (59 games)

TWO-HITTERS

Most in Season 6, 1970 (59 games) and 1976 (56 games)

EARNED RUNS

Most Allowed in Season 367, 1984 (84 games)

EARNED RUN AVG.

Highest in Season 4.58, 2009 (63 games)
 Lowest in Season 1.49, 1970 (59 games)

STRIKEOUTS

Most Recorded in Game 25, vs. Furman, 1956
 Most Recorded in Season 718, 1986 (74 games)
 Fewest Recorded in Season 126, 1954 (21 games)

* denotes NCAA single-game record



INDIVIDUAL RECORDS

GAMES

GAMES PLAYED

Most in Season	84, Paul Sorrento, 1984; Frank Fazzini, 1984
Most in Career	279, Mike Yastrzemski, 1980-83; Barry Blackwell, 1985-88
Consecutively in Season	84, Paul Sorrento, 1984
Consecutively in Career	235, Link Jarrett, 1991-94

BATTING

BATTING AVG.

Highest in Season	(0-125 at-bats) .436, Bob Clem, 1959; (126-199 at-bats) .436, John-Ford Griffin, 1999; (200-250 at-bats) .455, J.D. Drew, 1997; (250+ at-bats) .463, Buster Posey, 2008
Highest in Career	(100-600 at-bats) .410, Bob Clem, 1959-60; (600+ at-bats) .427 John-Ford Griffin, 1999-01

SLUGGING PCT.

Highest in Season	.961, J.D. Drew, 1997 (224 TB/233 AB)
Highest in Career	.789, J.D. Drew, 1995-97 (539 TB/683 AB)

AT BATS

Most in Game	9, Dennis Guinn vs. Wake Forest, 5/6/06; Marshall McDougall vs. Miami, 4/7/00; Karl Jernigan vs. Miami, 4/7/00; Stephen Cardullo vs. Ohio State, 5/31/09**
Most in Season	357, Luis Alicea, 1985
Most in Career	989, Link Jarrett, 1991-94

RUNS SCORED

Most in Game	6, Mark Gilbert vs. Ohio State, 3/18/78; Luis Alicea vs. Georgia State, 4/1/84; Marshall McDougall vs. Maryland 5/9/99
Most in Season	110, J.D. Drew, 1997
Most in Career	285, Jeff Ledbetter, 1979-82

HITS

Most in Inning	2, many players, last by Giovanni Alfonzo vs. Troy, 6/2/13
Most in Game	7, Marshall McDougall vs. Maryland, 5/9/99 Stephen Cardullo vs. Ohio State, 5/31/09**
Most in Season	137, Frank Fazzini, 1985
Most in Career	335, Jeff Ledbetter, 1979-82
Most Consecutive Hits	10, Brian Cox, 5/21/98-5/23/98

MOST CONSECUTIVE

Times on Base	13, Paul Sorrento, 1985
Hitting Streak	40, Shane Robinson, 2004-05
Games Reaching Base	57, Shane Robinson, 2004-05
Games Reaching Base in One Season	55, Tyler Holt, 2008

DOUBLES

Most in Game	4, Marshall McDougall vs. NC State, 4/30/00; Joe Licata vs. Georgia State, 3/27/81
Most in Season	36, Jeremy Morris, 1996
Most in Career	78, Jeremy Morris, 1994-97; John-Ford Griffin, 1999-01

TRIPLES

Most in Game	2, seven times, latest James Ramsey at Duke, 3/9/12
Most in Season	9, Dick Gold, 1969; Luis Alicea, 1985
Most in Career	19, Luis Alicea, 1984-86; Stephen Drew, 2002-04

HOME RUNS

Most in Game	6, Marshall McDougall vs. Maryland, 5/9/99
Most in Season	42, Jeff Ledbetter, 1982
Most in Season by a Freshman	22, Matt Diaz, 1998
Most in Career	97, Jeff Ledbetter, 1979-82
Grandslams in Game	2, Craig Patterson vs. Wright State, 1979
Grandslams in Season	3, J.D. Drew, 1997; Jeremy Morris, 1997; Dennis Guinn, 2006; Buster Posey, 2008; Seth Miller, 2012
Grandslams in Career	6, J.D. Drew, 1995-97; Jeremy Morris, 1994-97

RUNS BATTED IN

Most in Game	16, Marshall McDougall vs. Maryland, 5/9/99
Most in Season	124, Jeff Ledbetter, 1982
Most in Career	346, Jeff Ledbetter, 1979-82

TOTAL BASES

Most in Game	25, Marshall McDougall vs. Maryland, 5/9/99
Most in Season	273, Jeff Ledbetter, 1982
Most in Career	704, Jeff Ledbetter, 1979-82

STOLEN BASES

Most in Game	6, Chip Bifano vs. Kearney State, 4/5/77
Most in Season	51, Edwin Alicea, 1988
Most in Career	100, Shane Robinson, 2004-06

HIT BY PITCHES

Most in Game	3, Karl Jernigan vs. St. Joseph's, 3/6/01
Most in Season	24, Jose Zabala, 1997
Most in Career	61, Karl Jernigan, 1998-2001

BASE ON BALLS

Most in Game	5, Stephen Drew vs. Siena, 3/4/03; Lionel Martinez vs. Virginia Tech, 5/10/80; Jeremy Morris vs. Clemson, 5/18/96
Most in Season	84, J.D. Drew, 1997
Most in Career	195, Paul Sorrento, 1984-86

STRIKEOUTS

Most in Game	5, Dick Nichols vs. Georgia Southern, 5/16/70; Dick Nichols vs. Southern Cal, 6/18/70; Ed Fulton vs. South Florida, 3/5/86; Chris Smith vs. Washington State, 3/7/99; Nick Rogers vs. Miami, 4/7/02
Most in Season	75, Tony Thomas, Jr., 2005
Most in Career	210, Stuart Tapley, 2008-11
Fewest Strikeouts in a Season	1 (in 87 at-bats), Billy "Cooter" Mills, 1954



17 CONFERENCE CHAMPIONSHIPS ~ 7 STRAIGHT ACC ATLANTIC DIVISION TITLES

INDIVIDUAL RECORDS

DEFENSE

PUTOUTS

Most in Game	23, Bob Vaughn vs. Furman, 3/16/56
Most in Season	659, Doug Mientkiewicz, 1994
Most in Career	1,641, Jayce Boyd, 2010-12

ASSISTS

Most in Game	11, Scott Zech vs. Clemson, 5/16/97
Most in Season	261, Brooks Badeaux, 1998
Most in Career	802, Link Jarrett, 1991-94

PITCHING

PITCHING APPEARANCES

Most in Season	46, Kevin Lynch, 2005
Most in Career	136, Kevin Lynch, 2002-05

STARTS

Most in Season	24, Mike Loynd, 1986
Most in Career	78, Doug Little, 1983-86

RELIEF APPEARANCES

Most in Season	46, Kevin Lynch, 2005
Most in Career	136, Kevin Lynch, 2002-05

COMPLETE GAMES

Most in Season	12, Brooks Carey, 1978 (15 starts); 12, Danny O'Brien, 1975 (17 starts)
Most in Career	23, Wayne Vincent, 1966-68

INNINGS PITCHED

Most in Game	12.0, Cliff Ranew vs. Texas, 6/18/65; 12.0, Mike Bretz vs. Hawaii, 4/4/77
Most in Season	164.2, Mike Loynd, 1986
Most in Career	549, Doug Little, 1983-86

SAVES

Most in Season	18, Mac Scarce, 1970
Most in Career	32, Ricky Kimball, 1988-91

VICTORIES

Most in Season	20, Mike Loynd, 1986
Most in Career	49, Doug Little, 1983-86
Consecutive in Season	17, Mike Loynd, 1986
Consecutive in Career	18, Larry Jones, 1974-75

LOSSES

Fewest in Season (10+ decisions)	0, Gene Ammann, 1970 (15-0); Daniel Davidson, 2003 (10-0); Kevin Lynch, 2005 (12-0)
Fewest in Career (20+ decisions)	2, Gene Ammann, 1968-72 (31-2)

HOME RUNS ALLOWED

Most in Season	20, Chuck Howell, 1997
Most in Career	49, Doug Little, 1983-86

STRIKEOUTS RECORDED

Most in Game	24, Tony Avitable vs. Furman, 3/16/56
Most in Season	223, Mike Loynd, 1986
Most in Career	520, Richie Lewis, 1985-87 (392.2 IP)

BASE ON BALLS

Most in Game	13, Richie Lewis vs. LSU, 2/22/87
Most in Season	72, Dave Fernald, 1972 (105.2 IP); 72, Richie Lewis, 1986 (127.2 IP)
Most in Career	236, Larry Jones, 1974-77 (300 IP)

EARNED RUN AVG.

Lowest in Season (30+ innings)	0.66, Gene Ammann, 1970 (10 ER/137 IP)
Lowest in Career (100+ innings)	1.45, Wayne Vincent, 1966-68 (58 ER/292 IP)
Highest in Season (30+ innings)	8.62, Al Ashmont, 1985 (30 ER/31 IP)

RUNS ALLOWED

Fewest in Season (50+ innings)	15, Daniel Bennett, 2011 (55.0 IP)
Most in Game	16, Howard Calhoun vs. Rollins 4/9/48
Most in Season	95, Doug Little, 1984
Most in Career	287, Doug Little, 1983-86 (549 IP)

EARNED RUNS ALLOWED

Fewest in Season (30+ innings)	4, Mike DiBlasi, 1998 (31.2 IP); 4, Eric Roman, 2001 (40.1 IP)
Most in Game	10, Jeff Ledbetter vs. Jacksonville, 4/6/84; 10, Michael Hyde vs. Hawaii, 3/10/05
Most in Season (30+ innings)	79, Doug Little, 1984 (161.1 IP)
Most in Career (100+ innings)	211, Doug Little, 1983-86 (549 IP)

HITS ALLOWED

Fewest in Season (30+ innings)	13, Mac Scarce, 1971 (33.1 IP)
Most in Game	16, Bill Fuller vs. Auburn, 4/13/71
Most in Season	167, Doug Little, 1984 (161.1 IP)
Most in Career	533, Doug Little, 1983-86 (549 IP)

** denotes NCAA Tournament single-game record



SEMINOLES' TOP TEN

CAREER BATTING

GAMES PLAYED

279	Mike Yastrzemski	1980-83
276	Link Jarrett	1991-94
	Chris Brock	1989-92
272	Jeremy Morris	1994-97
269	Jose Marzan	1984-87
266	Jimmy Jones	1982-85
264	Rick Figueredo	1980-83
262	Jeff Ledbetter	1979-82
261	Scott Zech	1994-97
260	Ryan Barthelemy	1999-02
	Mike Futrell	1999-02

AT BATS

989	Link Jarrett	1991-94
978	Jose Marzan	1984-87
970	Luis Alicea	1984-86
968	Jeff Ledbetter	1979-82
948	Ryan Barthelemy	1999-02
944	Mike Yastrzemski	1980-83
938	Brooks Badeaux	1995-98
899	Jeremy Morris	1994-97
884	Frank Fazzini	1983-85
	Rick Figueredo	1980-83

RUNS

285	Jeff Ledbetter	1979-82
268	Luis Alicea	1984-86
261	Frank Fazzini	1983-85
257	Tyler Holt	2008-10
256	Brooks Badeaux	1995-98
254	J.D. Drew	1995-97
244	Jose Marzan	1984-87
	Mike Yastrzemski	1980-83
	Mike Fuentes	1978-81
229	Scott Zech	1994-97

HITS

335	Jeff Ledbetter	1979-82
331	Luis Alicea	1984-86
326	Frank Fazzini	1983-85
321	Ryan Barthelemy	1999-02
312	Jack Rye	2005-08
305	Jose Marzan	1984-87
302	Jeremy Morris	1994-97
298	Buster Posey	2006-08
296	Shane Robinson	2004-06
292	John-Ford Griffin	1999-01

DOUBLES

78	John-Ford Griffin	1999-01
	Jeremy Morris	1994-97
67	Ryan Barthelemy	1999-02
65	Link Jarrett	1991-94
62	Mike Yastrzemski	1980-83
	Jeff Ledbetter	1979-82
59	Tyler Holt	2008-10
	Jose Marzan	1984-87
58	Devon Travis	2010-12
	Shane Robinson	2004-06
	Tony Richie	2001-03

TRIPLES

19	Stephen Drew	2002-04
	Luis Alicea	1984-86
15	James Ramsey	2009-12
14	Mickey Lopez	1993-95
	Tony Thomas, Jr.	2005-07
13	J.D. Drew	1995-97
12	Jeremy Morris	1994-97
	Randy Hodges	1992-95
	Jose Marzan	1984-87
	Mike Yastrzemski	1980-83

HOME RUNS

97	Jeff Ledbetter	1979-82
79	Frank Fazzini	1983-85
69*	J.D. Drew	1995-97
64	Mike Fuentes	1978-81
52	Mike McGee	2008-11
50	Ryan Barthelemy	1999-02
48	Paul Sorrento	1984-86
46	Jeremy Morris	1994-97
45	Ed Fulton	1985-87
44	Stephen Drew	2002-04

RUNS BATTED IN

346	Jeff Ledbetter	1979-82
273*	Jeremy Morris	1994-97
270	Frank Fazzini	1983-85
261	Ryan Barthelemy	1999-02
257	J.D. Drew	1995-97
245	Mike McGee	2008-11
234	Mike Fuentes	1978-81
223	Mike Yastrzemski	1980-83
222	Paul Sorrento	1984-86
206	Buster Posey	2006-08

TOTAL BASES

704	Jeff Ledbetter	1979-82
631	Frank Fazzini	1983-85
558	Ryan Barthelemy	1999-02
542	Jeremy Morris	1994-97
539	J.D. Drew	1995-97
521	Mike Fuentes	1978-81
510	Mike McGee	2008-11
493	Jose Marzan	1984-87
492	Luis Alicea	1984-86
487	Paul Sorrento	1984-86

ON BASE PCT.

.521	J.D. Drew	1995-97
.510	Neil Martin	1958-59,61
.506	John-Ford Griffin	1999-01
.498	Gary Sprague	1966
.496	Lionel Martinez	1980-81
.495	Ken Smith	1952
.491	Bob Clem	1959-60
.487	Buster Posey	2006-08
.486	Tyler Holt	2008-10
.484	Mark Gilbert	1978

STOLEN BASES

100	Shane Robinson	2004-06
98	Jose Marzan	1984-87
95	Marc Ronan	1988-90
91	Allen Bevis	1989-92
90	Edwin Alicea	1987-88
87	Brett Groves	1998-01
82	Scott Zech	1994-97
	Mickey Lopez	1993-95
80	Mark Barineau	1981-83
79	Tyler Holt	2008-10

WALKS

203	Brooks Badeaux	1995-98
195	Paul Sorrento	1984-86
180	Sherman Johnson	2009-12
177	Jeff Ledbetter	1979-82
177	Tyler Holt	2008-10
175	J.D. Drew	1995-97
174	Doug Mientkiewicz	1993-95
	Mike Yastrzemski	1980-83
162	Jack Rye	2005-08
161	Jose Marzan	1984-87

STRIKEOUTS

210	Stuart Tapley	2008-11
191	Mike McGee	2008-11
184	Justin Gonzalez	2010-13
184	Ty Mueller	1989, 1991-93
180	Tony Thomas, Jr.	2005-07
175	Jeremy Morris	1994-97
171	Mike Futrell	1999-02
169	Frank Fazzini	1983-85
168	Scott Zech	1994-97
162	Brett Groves	1998-01

TOUGHEST TO STRIKEOUT

.050	Dale Koch, 218/11	1957-59
.051	Mike Augustine, 356/18	1962-64
.055	Randy Davidson, 218/12	1975
.056	Gary Sprague, 195/11	1966
.056	Craig Patterson, 467/26	1978-79
.057	Roy Mewbourne, 158/9	1966-67
.063	Rick Snyder, 416/26	1971-73
.064	Guillermo Bonilla, 233/15	1975
.068	Tom Thomas, 205/14	1964,66
.075	Wayne Mears, 173/13	1975
.075	Jody Reed, 570/43	1983-84

TOTAL SACRIFICES

37	Aaron Cheesman	2002-05
35	Mike Martin, Jr.	1993-95
34	Barry Blackwell	1985-88
33	Jose Marzan	1984-87
	Jack Rye	2005-08
32	Brooks Badeaux	1995-98
31	Jose Zabala	1995-98
30	Randy Hodges	1994-97
	Stuart Tapley	2008-11
	Scott Zech	1992-95



17 CONFERENCE CHAMPIONSHIPS ~ 7 STRAIGHT ACC ATLANTIC DIVISION TITLES

SEMINOLES' TOP TEN

HIT BY PITCH

61	Karl Jernigan	1998-01
46	Jose Zabala	1995-98
41	Brett Groves	1998-00
40	Tommy Oravetz	2006-09
37	Bryan Zech	2001-04
32	Mark Barineau	1981-83
31	James Ramsey	2009-12
	Stuart Tapley	2008-11
	Tony Thomas, Jr.	2005-07
30	Justin Gonzalez	2010-13

BATTING AVG. (500+ AB)

.427	John-Ford Griffin	1999-01
.410	Bob Clem	1959-60
.398	Buster Posey	2006-08
.393	Blane McDonald	1978
.391	J.D. Drew	1995-97
.384	Matt Diaz	1998-99
.383	Marshall McDougall	1999-00
.379	Gary Sprague	1966
.378	Bien Figueroa	1985-86
.374	Mike Fuentes	1978-81

BATTING AVG. (300-499 AB)

.427	Buddy Cribb	1988-90
.407	Bob Benda	1976-78
.379	Eddy Martinez-Esteve	2003-04
.377	Tom Rosa	1972-73
.376	Craig Patterson	1978-79
.360	Stephen Drew	2002-03
.357	Mark Lacy	1981-82
.354	Brian Cox	1997-98
.352	Terry Kennedy	1975-77
.350	Kenny Felder	1990-92
	Rob Bargas	1989-90

BATTING AVG. (50-299 AB)

.475	Steve Taddeo	1986-87
.445	Jim Sherrill	1972-73
.393	Tom Cook	1968
.386	Jim McArdle	1976-77
.377	Kevin Rigby	1978
.374	Tony Delmonico	2008
.372	Jim Weaver	1980
	Doug Casey	1978-79
.366	Joel Hicks	1976-77

SLUGGING PCT. (500+ AB)

.789	J.D. Drew	1995-97
.779	Jim Weaver	1980
.727	Jeff Ledbetter	1979-82
.714	Frank Fazzini	1983-85
.708	Marshall McDougall	1999-00
.700	Matt Diaz	1998-99
.693	Mike Fuentes	1978-81
.686	John-Ford Griffin	1999-01
.677	Mark Lacy	1981-82
.655	Stephen Drew	2002-03

SLUGGING PCT. (300-499 AB)

.748	Buddy Cribb	1988-90
.684	Mark Lacy	1981-82
.666	Brad Parker	1988-90
.659	Terry Kennedy	1975-77
.655	Stephen Drew	2002-03
.623	Kenny Felder	1990-92
.622	Chris Cawthon	1981-82
.606	Bob Benda	1976-78
.585	Brian Cox	1997-98
.548	Craig Patterson	1978-79

SLUGGING PCT. (50-299 AB)

.696	Tim Sherrill	1972-73
.678	Steve Taddeo	1986-87
.667	Joel Hicks	1976-77
.640	Mark Coulter	1976-77
.635	Scooby Morgan	1994-96
.620	Daniel Wardell	2003
.608	Eddy Martinez-Esteve	2003
.596	Sean Gilmartin	2009-10
.593	Sam Scott	1999
.590	Jim Lyttle	1966

CAREER PITCHING

APPEARANCES

136	Kevin Lynch	2002-05
127	Daniel Hodges	2000-03
116	Zach Diaz	1996-99
113	Ricky Kimball	1988-91
109	Chris Chavez	1996-99
108	Jimmy Marshall	2006-09
106	Matt DiBlasi	2003-06
98	Mike DiBlasi	1997-00
97	Chris Roberts	1990-92
94	Brian Busch	2009-12

CAREER STARTS

78	Doug Little	1983-86
75	Blair Varnes	1999-02
62	Matt Lynch	2000-03
58	Mike Loynd	1983-86
55	Jon McDonald	1998-00
52	Jonathan Johnson	1993-95
	Roger Bailey	1990-92
50	Sean Gilmartin	2009-11
47	Bryan Henry	2005-07
46	Mark Sauls	2003-06
	Jeff Gray	1981-84

RELIEF APPEARANCES

136	Kevin Lynch	2002-05
127	Daniel Hodges	2000-03
111	Zach Diaz	1996-99
106	Matt DiBlasi	2003-06
	Jimmy Marshall	2006-09
98	Mike DiBlasi	1997-00
92	Ricky Kimball	1988-91
87	Brian Chambers	2004-07
86	Chris Ginn	1998-01
85	Chris Chavez	1996-99

COMPLETE GAMES

22	Doug Little	1983-86
16	Richie Lewis	1985-87
15	Paul Wilson	1992-94
14	Dick Wiggins	1979-80
12	Jonathan Johnson	1993-95
	Rick Hatcher	1979-81
	Jim Riley	1978-79
	Brooks Carey	1978
11	Gar Finnvoid	1989-90
10	Randy Choate	1995-97
	George Lott	1969
	Gene Ammann	1968-69

INNINGS PITCHED

549.0	Doug Little	1983-86
446.0	Blair Varnes	1999-02
398.1	Matt Lynch	2000-03
395.2	Mike Loynd	1983-86
382.2	Richie Lewis	1985-87
363.1	Jonathan Johnson	1993-95
338.0	Jon McDonald	1998-00
	Jeff Gray	1981-84
333.0	Roger Bailey	1990-92
330.0	Sean Gilmartin	2009-11

STRIKEOUTS

520	Richie Lewis	1985-87
417	Mike Loynd	1983-86
391	Jonathan Johnson	1993-95
370	Doug Little	1983-86
334	Matt Lynch	2000-03
326	Blair Varnes	1999-02
321	Sean Gilmartin	2009-11
320	Jon McDonald	1998-00
312	Chris Chavez	1996-99
307	Ricky Kimball	1988-91

STRIKEOUTS PER 9 INNINGS

14.15	Mac Scarce, 69.1/109	1970-71
13.28	Luke Tucker, 40.0/59	2006-07
12.65	Tony Avitable, 95.1/134	1955-56
12.63	Danny Rosen, 45.2/64	2007
12.62	Jerry Boxer, 66.1/93	1956-57
12.23	Richie Lewis, 382.2/520	1985-87
11.89	Rhett James, 44.2/59	2003
11.42	Chris Whidden, 75.2/96	1999-00, 02-03
11.40	Tim Davis, 184.0/233	1991-92
11.16	Matt Dunbar, 123.1/153	1987-90

WALKS

232	Richie Lewis	1985-87
178	Doug Little	1983-86
173	Mike Loynd	1983-86
162	Jonathan Johnson	1993-95
161	Chris Chavez	1996-99
156	Jon McDonald	1998-00
136	Roger Bailey	1990-92
132	Matt Lynch	2000-03
123	Steve Gelmine	1982-85
121	David Smalley	1980-83

WALKS PER 9 INNINGS

1.38	George Lott	1968-69
1.51	Jeff Hill	1967-69
1.73	Frank Davis	1959-61
1.78	Eddie Cannon	2003
1.87	Steve Mastin	1968
	Daniel Hodges	2000-03
1.95	Mike Kelley	1975
2.00	Rod Byerley	1987-88
2.01	John Bentley	1997-98, 00-01
2.08	Blair Varnes	1999-02

STRIKEOUTS TO WALKS

5.29	Eddie Cannon	2003
5.27	George Lott	1968-69
5.23	Steve Mastin	1968
4.66	Mike Ziegler	2000
4.00	Jeff Hill	1967-69
3.98	Frank Davis	1959-61
3.97	Luke Weaver	2012-13
3.96	Daniel Hodges	2000-03
3.89	Mac Scarce	1970-71
3.82	Tim Davis	1991-92



SEMINOLES' TOP TEN

HITS ALLOWED

533	Doug Little	1983-86
464	Blair Varnes	1999-02
416	Matt Lynch	2000-03
351	Jeff Gray	1981-84
348	Mike Loynd	1983-86
319	Jon McDonald	1998-00
317	Roger Bailey	1990-92
307	Sean Gilmartin	2009-11
280	Richie Lewis	1985-87
276	Jonathan Johnson	1993-95

RUNS ALLOWED

287	Doug Little	1983-86
232	Blair Varnes	1999-02
197	Matt Lynch	2000-03
	Mike Loynd	1983-86
193	Jeff Gray	1981-84
188	Jon McDonald	1998-00
181	Richie Lewis	1985-87
162	Sean Gilmartin	2009-11
155	Mark Sauls	2003-06
148	Roger Bailey	1990-92

EARNED RUNS ALLOWED

212	Doug Little	1983-86
193	Blair Varnes	1999-02
156	Matt Lynch	2000-03
151	Mike Loynd	1983-86
148	Jon McDonald	1998-00
144	Jeff Gray	1981-84
136	Richie Lewis	1985-87
131	Sean Gilmartin	2009-11
121	Roger Bailey	1990-92
120	Brian Busch	2009-12

WINS

49	Doug Little	1983-86
45	Mike Loynd	1983-86
42	Matt Lynch	2000-03
41	Blair Varnes	1999-02
38	Richie Lewis	1985-87
35	Roger Bailey	1990-92
34	Jonathan Johnson	1993-95
33	Sean Gilmartin	2009-11
32	Bryan Henry	2005-07
31	Jon McDonald	1998-00

SAVES

32	Ricky Kimball	1988-91
31	Daniel Hodges	2000-03
30	Mac Scarce	1970-71
18	Daniel Bennett	2010-11
	Mike McGee	2008-11
16	Robert Benincasa	2010-12
	Mike DiBlasi	1997-00
15	Philip Olson	1993-95
13	Chris Chavez	1996-99
12	Brad Gregory	1989-90
	Jimmy Marshall	2006-09

LOSSES

18	Doug Little	1983-86
13	Sean Gilmartin	2009-11
	Jeff Gray	1981-84
12	Jon McDonald	1998-00
	Richie Lewis	1985-87
	Martin Howell	1962-64
11	Paul Wilson	1992-94
10	Blair Varnes	1999-02
	Chris Chavez	1996-99
	Bryan Harris	1991-93
	Ray Revak	1984-85
	Mike Loynd	1983-86

SHUTOUTS

6	Paul Wilson	1992-94
4	Jonathan Johnson	1993-95
	Chris Pollack	1986-87
	Doug Little	1983-86
3	Matt Lynch	2000-03
	Chris Roberts	1990-92
	Clyde Keller	1988-89
	Ray Revak	1984-85
	Dick Wiggins	1979-80
2	11 tied with 2	

HOME RUNS ALLOWED

49	Doug Little	1983-86
41	Jeff Gray	1981-84
38	Matt Lynch	2000-03
37	Richie Lewis	1985-87
35	Sean Gilmartin	2009-11
34	Blair Varnes	1999-02
32	Mike Loynd	1983-86
31	Chuck Howell	1994-97
25	Hunter Scantling	2009-12
	Jon McDonald	1998-00

ERA (200+ IP)

1.43	Gene Ammann	1968-70
1.79	Wayne Vincent	1966-68
1.88	Marv Stringfellow	1965-67
2.18	Jonathan Johnson	1993-95
2.25	Danny O'Brien	1973-75
2.37	Paul Wilson	1992-94
2.40	Larry Jones	1974-77
2.58	Bill Fuller	1970-73
2.56	Daniel Hodges	2000-03
2.60	Bryan Henry	2005-07

ERA (100-199 IP)

0.93	Pat Osburn	1970
1.27	Steve Mastin	1968
2.10	John Nedeau	1990-93
2.37	Mike Slade	1968-70
2.64	Terry Farmer	1973-74
2.65	David Yocum	1994-95
2.69	Tim Davis	1991-92
2.76	Jackie Smith	1976-77
2.76	Dave Price	1971-73
2.79	Lin Garrett	1967-68

ERA (50-99 IP)

1.30	Mac Scarce	1970-71
1.30	Craig Skok	1968-69
1.60	John Ferguson	1969-70
1.79	Tom Henson	1969-70
1.83	George Lott	1968-69
1.88	Mike Reibling	1967-69
2.05	Carl Gromek	1969-70
2.08	Barry McQueen	1971
2.21	LaDon Boyd	1967
2.26	Mike Davis	1995

SEASON BATTING**GAMES PLAYED**

84	Paul Sorrento	1984
	Frank Fazzini	1984
82	Luis Alicea	1985
	Luis Alicea	1984
81	Frank Fazzini	1985
	Eric Mangham	1985
80	Bien Figuero	1985
78	Paul Sorrento	1985
	Jose Marzan	1984
	Mike Fuentes	1981

AT BATS

357	Luis Alicea	1985
332	Frank Fazzini	1985
327	Luis Alicea	1984
320	Bien Figueroa	1985
317	Frank Fazzini	1984
312	Jeff Ledbetter	1982
307	Jose Marzan	1986
301	Chris Smith	2000
	Marshall McDougall	1999
	Matt Diaz	1999

RUNS SCORED

110	J.D. Drew	1997
109	Frank Fazzini	1985
105	Jeff Ledbetter	1982
104	Marshall McDougall	1999
102	Bien Figuero	1985
100	Luis Alicea	1985
99	Mark Barineau	1982
97	Jody Reed	1983
96	Shane Robinson	2005
94	Luis Alicea	1986

HITS

137	Frank Fazzini	1985
126	Marshall McDougall	1999
122	Shane Robinson	2005
121	John-Ford Griffin	2000
119	Jeff Ledbetter	1982
	Buster Posey	2008
118	Bien Figueroa	1985
116	Bien Figueroa	1986
	Luis Alicea	1985
114	Matt Diaz	1999



17 CONFERENCE CHAMPIONSHIPS ~ 7 STRAIGHT ACC ATLANTIC DIVISION TITLES

SEMINOLES' TOP TEN

CONSECUTIVE GAME HITS

40	Shane Robinson	2004-05
34	J.D. Drew	1997
33	Marshall McDougall	1999
	Ryan Barthelemy	2002
28	Brad Parker	1988
27	Luis Alicea	1984
26	Shane Robinson	2006
24	Rick Figueroa	1982
	James Ramsey	2011

DOUBLES

36	Jeremy Morris	1996
33	John-Ford Griffin	2000
	Tony Thomas, Jr.	2007
30	John-Ford Griffin	2001
29	Don DeLoach	1980
28	Chris Smith	2000
27	Brian Cox	1998
26	Tyler Holt	2010
	Marshall McDougall	1999
	Tony McQuade	2002
	Tony Richie	2003
	Nandy Serrano	1991
	Devon Travis	2011

TRIPLES

9	Luis Alicea	1985
	Dick Gold	1969
8	Stephen Drew	2003
	Randy Hodges	1994
	Mark Lacy	1982
7	Dave Moates	1969
6	James Ramsey	2010 & 2012
	Tony Thomas, Jr.	2007
	Jeremy Morris	1997
	Mickey Lopez	1993
	Edwin Alicea	1988
	Luis Alicea	1984
	Mark Barineau	1982
	Ron Cash	1971
	Mike Easom	1969

HOME RUNS

42	Jeff Ledbetter	1982
32	Frank Fazzini	1985
31	J.D. Drew	1997
29	Frank Fazzini	1984
28	Marshall McDougall	1999
27	Mike Fuentes	1981
26	Chris Cawthon	1982
	Buster Posey	2008
25	Jeremy Morris	1997
23	Jeff Ledbetter	1981

RUNS BATTED IN

124	Jeff Ledbetter	1982
118	Frank Fazzini	1985
116	Jeremy Morris	1997
106	Marshall McDougall	1999
103	Chris Cawthon	1982
100	J.D. Drew	1997
95	Jeff Ledbetter	1981
94	Ryan Barthelemy	2002
	Matt Diaz	1999
	J.D. Drew	1996

TOTAL BASES

273	Jeff Ledbetter	1982
263	Frank Fazzini	1985
242	Marshall McDougall	1999
226	Buster Posey	2008
224	J.D. Drew	1997
212	Frank Fazzini	1984
207	Matt Diaz	1999
200	John-Ford Griffin	2001
198	Jeremy Morris	1997
197	Mike Fuentes	1981

ON BASE PCT.

.604	J.D. Drew	1997
.566	Buster Posey	2008
.552	Tony Thomas, Jr.	2007
.542	John-Ford Griffin	2001
.539	Lionel Martinez	1980
.521	Neil Martin	1959
.520	Tyler Holt	2009
.517	Bob Clem	1959
.513	James Ramsey	2012
.508	J.D. Drew	1996

STOLEN BASES

51	Edwin Alicea	1988
49	Shane Robinson	2005
48	Mark Gilbert	1978
43	Marc Ronan	1989
41	Eric Mangham	1986
39	Edwin Alicea	1987
	Jose Marzan	1987
36	Mark Barineau	1982
34	Tyler Holt	2009
	Brett Groves	2000
	Ronald Lewis	1987
	Marc Ronan	1987

WALKS

84	J.D. Drew	1997
80	Mark Barineau	1982
	Lionel Martinez	1980
77	Ed Fulton	1987
75	Paul Sorrento	1984
	Lionel Martinez	1981
71	Edwin Alicea	1988
69	Sherman Johnson^	2012
68	Brooks Badeaux	1998
	Jody Reed	1984
	Jody Reed	1983

STRIKEOUTS

75	Tony Thomas, Jr.	2005
74	Frank Fazzini	1984
	Kenny Felder	1991
	Justin Gonzalez	2011
73	Justin Gonzalez	2012
72	Kevin Cash	1999
66	Tony Thomas, Jr.	2006
64	Ty Mueller	1991
62	Ty Mueller	1992
61	Kevin Cash	1998
	Matt Diaz	1998

TOUGHEST TO STRIKEOUT

.034	Ray Bazzell, 87/3	1960
.037	Mike Augustine, 136/5	1964
.040	Dale Koch, 100/4	1958
.042	Craig Patterson, 239/10	1979
.048	Rick Snyder, 227/11	1973
.049	Mike Augustine, 163/8	1963
.055	Roy Mewbourne, 128/7	1967
	Randy Davidson, 218/12	1975
.056	Dick Howser, 89/5	1958
	Gary Sprague, 195/11	1966

TOTAL SACRIFICES

22	Aaron Cheesman	2005
19	Mark Barineau	1983
17	Mark Hallberg	2007
	Jose Zabala	1998
15	Randy Hodges	1995
14	Devon Travis	2010
	Mike Martin, Jr.	1994
13	Geoff Sprague	1997
	Nandy Serrano	1992
	Stuart Tapley	2009

HIT BY PITCH

24	Jose Zabala	1997
23	Karl Jernigan	2001
20	Karl Jernigan	2000
16	Stephen McGee	2012
15	Bryan Zech	2002
14	Mark Barineau	1983
	Jerrod Brown	2002
	Jerrod Brown	2001
	Matt Diaz	1999
	Kenny Felder	1991
	Justin Gonzalez	2011
	Tommy Oravetz	2009
	Jose Zabala	1998
	Bryan Zech	2001

BATTING AVG. (200+ AB)

.463	Buster Posey	2008
.455	J.D. Drew	1997
.450	John-Ford Griffin	2001
.430	Tony Thomas, Jr.	2007
.427	Shane Robinson	2005
.419	Marshall McDougall	1999
.413	Frank Fazzini	1985
.408	Mike Fuentes	1980
.403	John-Ford Griffin	2000
.402	Stephen Drew	2002

BATTING AVG. (101-199 AB)

.436	John-Ford Griffin	1999
	Bob Clem	1959
.404	Ken Suarez	1964
.399	Mike Augustine	1963
.391	Joe Hicks	1976
.387	Steve Nedeau	1994
.386	Mike Easom	1968
	Dick Howser	1956
.384	Tom Cook	1968
.383	Stuart Tapley	2008



SEMINOLES' TOP TEN

BATTING AVG. (50-100 AB)

.415	Riley Sweeney	1955
.394	Robert Rosell	1956
.392	Fred Twomey	1955
.387	Stephen Cardullo	2008
.383	Bob Clem	1960
.368	Billy Cooter Mills	1954
.365	Owen McCarron	1958
.364	Dick Howser	1957
.363	John Cook	1992
.362	Lamar Brown	1949

SLUGGING PCT. (200+ AB)

.961	J.D. Drew	1997
.879	Buster Posey	2008
.875	Jeff Ledbetter	1982
.804	Marshall McDougall	1999
.797	John-Ford Griffin	2001
.792	Jeremy Morris	1997
	Frank Fazzini	1985
.779	Jim Weaver	1980
.770	Fred Twomey	1955
.759	J.D. Drew	1996

SLUGGING PCT. (50-199 AB)

.815	Terry Kennedy	1976
.779	Jim Weaver	1980
.768	Mike McGee	2009
.732	Marc Giorando	1987
.723	Jeff Ledbetter	1979
.682	Joe Hicks	1976
.674	Tom Cook	1968
.641	Mark Lacy	1981
.639	Steven Morgan	1996
.620	Daniel Wardell	2003

SEASON PITCHING

APPEARANCES

46	Kevin Lynch	2005
41	Bruce Tanner	1983
39	Gage Smith	2012
	Daniel Bennett	2011
	Tyler Chambliss	2005
	Matt DiBlasi	2005
	Daniel Hodges	2003
38	Jimmy Marshall	2008
37	Doug Treadway	1984
36	Rhett James	2003
	Daniel Hodges	2002
	Chris Chavez	1999

GAMES STARTED

24	Mike Loynd	1986
23	Doug Little	1984
21	Randy Choate	1996
	Roger Bailey	1992
	Doug Little	1985
20	Matt Lynch	2002
	Blair Varnes	2000
	Mike Zeigler	2000
	Jon McDonald	2000
	Jon McDonald	1999
	Nick Stocks	1999
	Jonathan Johnson	1994

RELIEF APPEARANCES

46	Kevin Lynch	2005
41	Bruce Tanner	1983
39	Gage Smith	2012
	Daniel Bennett	2011
	Tyler Chambliss	2005
	Matt DiBlasi	2005
	Daniel Hodges	2003
38	Jimmy Marshall	2008
36	Rhett James	2003
	Daniel Hodges	2002

COMPLETE GAMES

12	Brooks Carey	1978
10	Dick Wiggins	1979
10	George Lott	1969
9	Paul Wilson	1994
	Gar Finnvoid	1990
8	Richie Lewis	1986
	Gene Ammann	1969
7	Jonathan Johnson	1995
	Richie Lewis	1987
	Doug Little	1983
	Jim Riley	1978

INNINGS

164.2	Mike Loynd	1986
161.1	Doug Little	1984
151.1	Doug Little	1985
150.0	Randy Choate	1996
	Richie Lewis	1987
143.0	Paul Wilson	1994
139.1	Roger Bailey	1992
136.1	Gar Finnvoid	1990
134.2	Randy Choate	1997
134.1	Gar Finnvoid	1989

WALKS

88	Richie Lewis	1987
72	Richie Lewis	1986
	Richie Lewis	1985
69	Roger Bailey	1992
63	Mike Loynd	1985
58	Al Beccaccio	1963
57	Jonathan Johnson	1994
	Mike Loynd	1986
56	Doug Little	1983
55	Gene Ammann	1969

WALKS PER 9 INNINGS (30+ INN.)

1.13	Jeff Hill	1969
1.21	Daniel Hodges	2003
1.34	Frank Davis	1960
1.33	George Lott	1969
1.48	Rod Byerly	1987
1.41	John Bentley	1998
1.42	Daniel Hodges	2002
1.54	Robert Benincasa	2012
1.57	Sean Gilmartin	2011
1.65	Blair Varnes	1999

STRIKEOUTS TO WALKS (30+ INN.)

8.29	Robert Benincasa	2012
6.26	Luke Weaver	2013
6.19	Sean Gilmartin	2011
6.00	Jeff Hill	1969
5.58	Frank Davis	1960
5.43	Daniel Hodges	2003
5.36	George Lott	1969
5.33	Rod Byerly	1987
5.29	Eddie Cannon	2003
5.23	Steve Mastin	1968

STRIKEOUTS

223	Mike Loynd	1986
202	Richie Lewis	1986
196	Richie Lewis	1987
161	Paul Wilson	1994
149	Mike Zeigler	2000
142	Tim Davis	1992
139	Nick Stocks	1999
138	John Wasdin	1993
137	Jonathan Johnson	1994
136	Gar Finnvoid	1990

STRIKEOUTS PER 9 INNINGS

15.00	Mac Scarce, 36.0/60	1971
14.24	Richie Lewis, 127.2/202	1986
13.73	Chris Whidden, 39.1/60	1999
13.50	Luke Tucker, 34.0/51	2006
13.24	Matt Dunbar, 52.1/77	1988
13.23	Mac Scarce, 33.1/49	1970
12.86	Jerry Boxer, 63.0/90	1957
12.82	Tony Avitable, 86.1/123	1956
12.73	Robert Benincasa 41.0/58	2012
12.63	Danny Rosen, 45.2/64	2007

HITS ALLOWED

167	Doug Little	1984
137	Doug Little	1986
136	Mike Loynd	1986
135	Doug Little	1985
134	Sean Gilmartin	2010
132	Matt Lynch	2002
129	Randy Choate	1996
127	Roger Bailey	1992
126	Blair Varnes	2000
124	Dick Wiggins	1979

RUNS ALLOWED

95	Doug Little	1984
81	Doug Little	1986
73	Sean Gilmartin	2010
	Mike Loynd	1984
67	Richie Lewis	1987
66	Jon McDonald	2000
	Jeff Gray	1984
64	Blair Varnes	2000
63	Randy Choate	1997
	Mike Loynd	1986
	Kevin Smith	1985

EARNED RUNS ALLOWED

79	Doug Little	1984
65	Sean Gilmartin	2010
56	Mike Loynd	1984
	Doug Little	1984
54	Randy Choate	1997
	Ray Revak	1984
53	Jon McDonald	1998
	Jeff Gray	1983
	Clem Freeman	1981
52	Matt Lynch	2002



17 CONFERENCE CHAMPIONSHIPS ~ 7 STRAIGHT ACC ATLANTIC DIVISION TITLES

SEMINOLES' TOP TEN

SAVES

18	Mac Scarce	1971
16	Robert Benincasa	2012
15	Daniel Bennett	2011
	Tyler Chambliss	2005
13	Mike McGee	2010
12	Daniel Hodges	2003
	Daniel Hodges	2002
11	Justin Lord	2001
	Brad Gregory	1990
10	Jimmy Marshall	2009

WINS

20	Mike Loynd	1986
16	Doug Little	1985
15	Randy Choate	1996
	Roger Bailey	1992
	Gar Finnvolvold	1990
	Richie Lewis	1987
14	Bryan Henry	2007
	Richie Lewis	1986
13	Matt Lynch	2003
	Matt Lynch	2002
	Nick Stocks	1999
	Randy Choate	1997
	Paul Wilson	1994
	Clyde Keller	1989
	Mike Loynd	1985
	Brooks Carey	1978

ERA (101+ IP)

0.66	Gene Ammann	1970
0.92	Pat Osburn	1970
1.27	Gene Mastin	1968
1.48	Danny O'Brien	1975
1.51	Wayne Vincent	1966
1.62	Wayne Vincent	1969
1.68	Jonathan Johnson	1993
1.94	Larry Jones	1975
2.08	Paul Wilson	1994
2.08	Gene Ammann	1969

ERA (50-100 IP)

1.32	Jack Bristol	1958
1.34	Craig Skok	1969
1.46	Scooby Morgan	1995
1.46	Eddie Howell	1966
1.60	Frank Davis	1959
1.60	Frank Slusser	1958
1.70	George Lott	1969
1.86	Al Beccaccio	1963
1.88	Matt Dunbar	1988
1.92	Danny O'Brien	1978

SHUTOUTS

4	Paul Wilson	1993
3	Clyde Keller	1989
	Ray Revak	1984
2	Jonathan Johnson	1995
	Paul Wilson	1994
	Chris Roberts	1991
	Gar Finnvolvold	1990
	Chris Pollack	1987
	Chris Pollack	1986
	Doug Little	1985
	Jeff Gray	1982
	Dick Wiggins	1980
	Ken Fischer	1980
	Brooks Carey	1978
	George Lott	1969
	Craig Skok	1969

*ACC Record; ^NCAA Leader

+Most by a Freshman

TEAM SEASON BATTING

AT BATS

AB	GAMES	YEAR
2872	82	1985
2866	84	1984
2644	81	1981
2601	74	2002
2563	74	1982
2554	72	2000
2540	73	1998
2539	71	1999
2498	75	1994
2464	74	1986

RUNS

RUNS	GAMES	YEAR
786	82	1985
752	74	1982
663	68	2008
655	74	1986
645	71	1999
644	84	1986
638	74	2002
	73	1998
	79	1981
635	67	1997

HITS

HITS	GAMES	YEAR
947	82	1985
869	68	2008
839	74	1982
833	84	1984
831	71	1999
822	74	2002
814	72	2000
807	79	1981
801	74	1986
789	62	2007

DOUBLES

2B	GAMES	YEAR
182	72	1990
180	72	2000
179	74	2002
176	71	1999
172	62	2007
163	63	2009
	68	2008
161	68	2003
	66	2001
	70	1992

TRIPLES

3B	GAMES	YEAR
35	68	1972
	52	1969
34	75	1994
33	74	1982
30	59	1970
29	63	1980
	52	1966
28	59	1973
27	73	1987
26		3 tied with 26

HOME RUNS

HR	GAMES	YEAR
146	82	1985
131	74	1982
114	67	1997
113	79	1981
111	71	1999
103	68	2008
99	84	1984
94	73	1987
	63	1980
89	63	2009
	74	1983

RUNS BATTED IN

RBI	GAMES	YEAR
698	82	1985
658	74	1982
603	68	2008
592	71	1999
588	74	2002
565	74	1986
564	67	1997
561	79	1981
560	73	1998
550	63	1980

TOTAL BASES

TB	GAMES	YEAR
1580	82	1985
1457	74	1982
1385	68	2008
1370	71	1999
1326	79	1981
1315	84	1984
1293	74	2002
1280	72	2000
1257	67	1997
1243	74	1986



SEMINOLES' TOP TEN

SLUGGING PCT.

%	GAMES	YEAR
.568	74	1982
.565	68	2008
.558	63	1980
.550	82	1985
.540	71	1999
.536	63	2009
.533	67	1997
.516	61	1979
.515	62	2007
.504	74	1986

WALKS

BB	GAMES	YEAR
555	84	1984
524	74	1982
500	82	1985
483	74	1983
458	73	1987
449	74	1986
444	72	1989
435	68	2008
426	63	1980
422	72	1988
	79	1981

STRIKEOUTS

SO	GAMES	YEAR
527	71	1999
520	84	1984
504	73	2005
500	73	1998
490	65	2011
489	68	2010
476	74	2002
475	63	2009
472	68	2004
467	67	1997

HIT BY PITCHES

HP	GAMES	YEAR
104	64	2013
97	66	2001
96	67	2012
94	74	2002
86	72	2000
84	73	1998
80	65	2011
78	71	1999
77	68	2003
75	73	2005
	68	2008

SACRIFICE FLIES

SF	GAMES	YEAR
47	73	2005
46	63	2009
45	68	2008
44	68	2010
	84	1984
42	66	2001
41	69	1996
40	68	2004
	74	2002
	74	1986

SACRIFICE HITS

SH	GAMES	YEAR
62	73	2005
53	75	1994
41	69	1996
39	73	1987
38	65	1993
37	65	2006
	67	1997
36	68	2010
	68	2004
	68	2003
	73	1998

LEFT ON BASE

LOB	GAMES	YEAR
724	84	1984
649	68	2008
631	73	2005
627	82	1985
614	71	1999
610	74	2002
604	74	1983
602	72	2000
601	65	2011
587	67	2012

STOLEN BASES

SB	GAMES	YEAR
232	73	1987
197	69	1988
184	74	1986
165	72	1990
162	69	1995
	72	1989
160	67	1997
132	75	1994
129	74	1983
124	69	1996

STOLEN BASES ATTEMPTED

SBA	GAMES	YEAR
303	73	1987
249	74	1986
246	72	1990
242	69	1988
226	72	1989
207	69	1995
202	67	1997
192	75	1994
184	71	1991
182	65	1993

BATTING AVG. (MIN. 50 GAMES)

BA	GAMES	YEAR
.355	68	2008
.350	62	2007
.337	63	1980
.330	82	1985
.327	71	1999
	74	1982
.325	74	1986
.322	69	1996
.321	63	2009
.319	72	2000
	61	1979

TEAM SEASON PITCHING

EARNED RUN AVG.

ERA	GAMES	YEAR
1.49	59	1970
1.98	52	1969
2.07	59	1975
2.27	41	1968
2.48	44	1967
2.72	69	1995
2.76	57	1971
2.89	59	1973
2.90	65	1993
2.92	64	2013

OPPONENT BATTING AVG.

BA	GAMES	YEAR
.186	59	1970
.198	59	1975
.207	53	1976
.208	57	1971
.214	52	1966
.215	41	1968
.218	59	1973
.219	52	1969
.220	46	1967
.226	69	1995

SAVES

SV	GAMES	YEAR
29	72	1990
27	57	1971
24	65	2011
22	74	2002
21	67	2012
	68	1972
20	68	2010
18	74	1986
	73	2005
17	71	1999
	71	1991
	82	1985
	79	1981
	59	1973
	66	2001

INNINGS PITCHED

IP	GAMES	YEAR
738.0	84	1984
711.2	82	1985
665.2	79	1981
660.2	74	2002
659.0	75	1994
649.2	73	2005
648.2	72	2000
647.2	79	1989
647.0	73	1998
639.0	73	1987

COMPLETE GAMES

CG	GAMES	YEAR
27	52	1969
25	59	1975
24	61	1979
23	63	1979
22	62	1978
	59	1970
21	74	1986
19	68	1972
16	75	1994
	63	1980



17 CONFERENCE CHAMPIONSHIPS ~ 7 STRAIGHT ACC ATLANTIC DIVISION TITLES

SEMINOLES' TOP TEN

SHUTOUTS

SHO	GAMES	YEAR
15	59	1975
	59	1970
12	72	1989
11	69	1995
	59	1973
10	82	1985
	57	1971
9	41	1968

HITS ALLOWED

HITS	GAMES	YEAR
756	84	1984
716	79	1981
686	74	2002
653	82	1985
650	72	1990
629	73	2005
617	68	2004
609	67	1997
605	73	1998
602	69	1988

RUNS ALLOWED

RUNS	GAMES	YEAR
464	84	1984
407	79	1981
406	82	1985
376	68	2004
375	74	1982
355	63	2009
351	74	2002
356	68	2010
344	68	2008
337	73	1998

EARNED RUNS ALLOWED

ER	GAMES	YEAR
367	84	1984
319	79	1981
295	74	1982
294	82	1985
292	68	2010
291	74	2002
285	68	2004
281	63	2009
278	67	1997
276	68	2008

HOME RUNS ALLOWED

HR	GAMES	YEAR
94	63	1980
82	84	1984
78	82	1985
65	74	1983
64	63	2009
63	68	2010
61	67	1991
60	73	1998
	74	1986
57	74	1981

WALKS

BB	GAMES	YEAR
371	82	1985
340	68	1972
330	73	1998
319	74	1982
315	74	1983
310	84	1984
	79	1981
303	63	2009
294	70	1992
287	73	1987

STRIKEOUTS

SO	GAMES	YEAR
718	74	1986
680	75	1994
662	71	1999
657	72	1989
637	71	1991
631	72	2000
629	70	1992
628	69	1995
620	65	1993
612	73	1987

PICKOFFS

PO	GAMES	YEAR
23	63	1974
22	84	1984
21	69	1988
20	68	2010
	64	2013
19	68	2008
18	68	2003
	63	1980
16	59	1973
15	63	2009
	66	2001

FIELDING PCT.

	%	PO+A	E	YEAR
1.	.975	2300	60	2007
2.	.973	2872	81	1994
3.	.972	2469	71	2011
4.	.969	2531	80	2010
5.	.969	2536	81	1993
6.	.968	2468	81	2012
7.	.968	2660	89	1991
8.	.967	2770	95	2005
9.	.967	2500	86	2006
10.	.966	2343	82	2013

BATTING CHAMPIONS

YR	BATTER	AVG	H	AB
1948	Jack Wilson	.298	20	67
1950	Ron Melton	.361	30	83
1951	Lee Bailey	.352	32	91
1952	Ralph Blinn	.317	20	63
1953	John Cuesta	.353	30	85
1954	Billy "Cooter" Mills	.368	32	87
1955	Jim SeEVERS	.415	27	65
1956	Dick Howser	.415	27	65
1957	Dick Howser	.364	32	88
1958	Owen McCarron	.365	35	96
1959	Bob Clem	.436	44	101
1960	Bob Clem	.383	36	94
1961	Jack Dull	.370	40	108
1962	Woody Woodward	.365	54	148
1963	Mike Augustine	.399	65	163
1964	Ken Suarez	.404	44	109
1965	Gary Nichols	.333	29	87
1966	Gary Sprague	.369	74	195
1967	Bob Canty	.340	18	53
1968	Mike Easom	.386	56	145
1969	Dick Nichols	.336	45	138
1970	Dick Nichols	.338	80	237
1971	Ron Cash	.352	58	165
1972	Tom Rosa	.338	69	204
1973	Tom Rosa	.317	66	208
1974	Juan Bonilla	.351	82	232
1975	Steve Tebbetts	.374	76	203
1976	Joe Hicks	.391	45	115
1977	Carlos Lezcano	.346	63	182
1978	Blane McDonald	.393	79	201
1979	Craig Patterson	.397	95	239
1980	Mike Fuentes	.408	95	232
1981	Mike Fuentes	.353	106	300
1982	Jeff Ledbetter	.381	119	312
1983	Frank Fazzini	.366	86	235
1984	Paul Sorrento	.349	103	295
1985	Frank Fazzini	.413	137	332
1986	Luis Alicea	.392	112	286
1987	Marc Giordano	.382	47	123
1988	Barry Blackwell	.348	79	227
1989	Bob Reboin	.333	67	190
1990	Rob Bargas	.376	79	210
1991	Eduardo Perez	.370	105	284
1992	Link Jarrett	.325	81	249
1993	Doug Mientkiewicz	.327	67	205
1994	Doug Mientkiewicz	.344	90	262
1995	Doug Mientkiewicz	.371	92	248
1996	J.D. Drew	.386	93	241
1997	J.D. Drew	.455	106	233
1998	Brian Cox	.393	112	285
1999	Marshall McDougall	.419	126	301
2000	John-Ford Griffin	.403	121	300
2001	John-Ford Griffin	.450	113	251
2002	Stephen Drew	.402	82	204
2003	Eddy Martinez-Esteve	.371	69	186
2004	Eddy Martinez-Esteve	.385	104	270
2005	Shane Robinson	.427	122	286
2006	Shane Robinson	.361	97	269
2007	Tony Thomas, Jr.	.430	111	258
2008	Buster Posey	.463	119	257
2009	Tyler Holt	.401	95	237
2010	Tyler Holt	.355	92	259
2011	James Ramsey	.364	91	250
2012	James Ramsey	.378	88	233
2013	DJ Stewart	.364	82	225

bold denotes highest single-season batting average

NO HITTERS

1. 1958—Frank Slusser vs. Miami (18-0)
2. 1967—Wayne Vincent vs. Georgia Southern (7-1)
3. 1968—Jeff Hill vs. Springfield (18-0)
4. 1968—Gene Ammann and Lin Garrett vs. Wake Forest (3-0)
5. 1970—Gene Ammann vs. South Florida (7-0)
6. 1977—Mike McLeod vs. Olivet (23-0)
7. 1988—Jerry Nielsen vs. Baptist (7-0)
8. 1998—Chris Chavez vs. Charleston Southern (13-0)



YEAR-BY-YEAR STATISTICS

BATTING

YEAR	G	AB	R	H	RBI	AVG	2B	3B	HR	TB	SLG	BB	SO	SB	CS	SH	SF	HBP	
2013	64	2101	435	604	394	.287	146	18	35	891	.424	359	390	44	27	32	33	104	
2012	67	2229	459	627	413	.281	139	10	46	924	.415	386	451	63	25	25	38	96	
2011	65	2250	474	660	428	.293	152	9	61	1013	.450	381	490	76	20	23	34	80	
2010	68	2291	543	688	485	.300	147	22	86	1137	.496	402	489	97	18	36	44	61	
2009	63	2152	550	691	496	.321	163	16	89	1153	.536	386	475	94	28	33	46	68	
2008	68	2450	663	869	603	.355	163	22	103	1385	.565	435	435	68	37	32	45	75	
2007	62	2256	562	789	499	.350	172	21	53	1162	.515	308	330	75	20	33	35	66	
2006	65	2268	483	677	440	.299	125	18	69	1045	.461	319	450	99	29	37	36	70	
2005	73	2421	484	706	446	.292	150	18	55	1057	.437	396	504	113	35	62	47	75	
2004	68	2393	530	732	473	.306	145	24	81	1168	.488	347	472	89	18	36	40	74	
2003	68	2362	574	727	509	.308	161	19	81	1169	.495	371	416	98	27	36	32	77	
2002	74	2601	638	822	588	.316	179	20	84	1293	.497	380	476	82	31	26	40	94	
2001	66	2287	500	703	443	.307	161	17	67	1099	.481	313	410	101	36	18	42	97	
2000	72	2554	573	814	522	.319	180	20	82	1280	.501	362	449	80	28	15	33	86	
1999	71	2539	645	831	592	.327	176	15	111	1370	.540	408	527	89	29	12	26	78	
1998	73	2540	638	779	560	.307	160	19	85	1232	.485	395	500	94	34	36	37	84	
1997	67	2360	635	736	564	.312	145	17	114	1257	.533	403	467	160	42	37	29	74	
1996	69	2310	596	744	525	.322	152	22	66	1138	.493	370	436	124	41	41	41	52	
1995	69	2344	561	686	506	.293	127	23	69	1066	.455	396	437	162	45	34	37	49	
1994	75	2498	508	739	454	.296	153	34	48	1104	.442	347	429	132	60	53	31	55	
1993	65	2141	424	599	366	.280	111	13	48	880	.411	361	449	120	62	38	28	40	
1992	70	2354	472	706	412	.300	161	17	49	1048	.445	301	453	105	54	26	35	53	
1991	71	2462	543	733	468	.298	154	12	76	1139	.463	335	443	116	68	20	25	61	
1990	72	2427	555	742	475	.306	182	18	44	1092	.450	407	393	165	81	23	36	39	
1989	72	2391	513	693	428	.290	109	10	55	987	.413	444	422	162	64	29	36	37	
1988	69	2292	567	690	482	.302	99	19	63	1018	.443	422	415	197	45	33	32	48	
1987	73	2419	579	742	495	.307	125	27	94	1203	.493	458	387	232	71	39	31	29	
1986	74	2464	655	801	565	.325	150	20	84	1243	.504	449	365	184	65	31	40	23	
1985	82	2872	786	947	698	.330	143	26	146	1580	.550	500	415	120	34	20	38	34	
1984	84	2866	644	833	561	.291	149	18	99	1315	.459	555	520	116	65	25	44	46	
1983	74	2440	593	737	518	.302	139	15	89	1173	.481	483	320	129	45	30	36	42	
1982	74	2563	752	839	658	.327	159	33	131	1264	.568	524	305	121	26	13	33	38	
1981	79	2664	638	807	561	.303	148	16	113	1326	.498	422	337	94	25	8	38	31	
1980	63	2100	630	708	550	.337	124	24	94	1142	.558	426	266	101	24	11	30	27	
1979	61	1970	494	629	435	.319	105	18	82	1016	.512	335	266	94	16	11	35	22	
1978	62	1989	457	614	367	.309	93	18	49	890	.447	318	282	104	25	24	22	23	
1977	50	1696	380	459	326	.271	70	21	61	777	.458	275	282	105	18	16	28	18	
1976	53	1708	453	524	378	.307	92	19	64	846	.495	334	263	87	21	15	24	19	
1975	59	1999	371	599	321	.300	96	20	48	879	.440	262	246	118	30	21	29	16	
1974	63	2032	320	545	279	.268	74	14	27	728	.358	271	238	68	22	10	21	13	
1973	59	1975	331	570	273	.289	90	28	22	782	.396	272	259	96	41	21	21	20	
1972	68	2305	473	670	403	.291	101	35	46	979	.425	365	334	78					
1971	57	1875	341	528	301	.282	74	26	46	792	.422	251	253	75					
1970	59	1995	361	553	302	.277	65	30	23	747	.374	293	268	90					
1969	52	1769	303	483	257	.273	59	35	31	705	.399	217	336	69					
1968	41	1398	281	397	233	.284	49	26	29	585	.418	216	260	50					
1967	46	1474	214	345	173	.234	50	11	20	477	.324	213	215	57					
1966	52	1808	417	541	354	.294	80	29	52	828	.458	277	226	105					
1965	44	1475	301	414	273	.281	60	24	37	633	.429	188	217	44					
1964	— not available —																		
*1963	32	1104	210	314	167	.284	42	12	18	421	.381	115	157	17					
*1962	28	1011	209	307	164	.304	47	15	27	465	.460	143	133	60					
*1961	25	904	195	278	161	.308	28	15	14	378	.418	129	129	44					
1960	— not available —																		
*1959	26	904	202	261	165	.289	38	7	13	352	.389	179	144	31					
*1958	24	847	186	251	158	.296	34	18	15	366	.432	87	115	60					



17 CONFERENCE CHAMPIONSHIPS ~ 7 STRAIGHT ACC ATLANTIC DIVISION TITLES

YEAR-BY-YEAR STATISTICS

PITCHING & FIELDING

YEAR	W-L-T	SV	ERA	CG	SHO	IP	H	R	ER	BB	SO	HBP	PO	A	E	FLD%
2013	47-17	13	2.92	1	7	567.2	519	238	184	189	501	39	1703	640	82	.966
2012	50-17	21	3.47	0	7	598.1	569	275	231	228	498	41	1795	673	81	.968
2011	46-19	24	3.81	1	6	584.0	539	290	247	243	493	48	1752	717	71	.972
2010	48-20	20	4.39	0	2	598.2	597	356	292	272	544	60	1796	735	80	.969
2009	45-18	13	4.58	2	0	551.2	532	355	281	303	468	65	1655	698	97	.960
2008	54-14	15	4.16	2	3	597.0	578	344	276	266	504	61	1791	657	103	.960
2007	45-13	13	3.57	0	5	552.0	502	259	219	211	482	58	1656	644	60	.975
2006	44-21	13	3.54	2	7	587.0	572	296	231	228	519	59	1761	739	86	.967
2005	53-20	18	3.53	2	2	649.2	629	322	255	249	538	65	1949	821	95	.967
2004	45-23	13	4.23	2	3	606.1	617	376	285	221	501	70	1819	708	124	.953
2003	54-13-1	13	2.96	2	9	613.2	563	276	202	187	569	33	1841	734	95	.964
2002	60-14	22	3.96	4	4	660.2	686	351	291	181	522	55	1982	799	99	.966
2001	47-19	17	3.47	3	4	588.1	598	301	227	204	520	66	1765	633	115	.954
2000	53-19	12	3.23	7	6	648.2	599	303	233	244	631	51	1946	801	119	.958
1999	57-14	17	3.18	2	2	633.0	542	270	224	268	662	53	1899	748	102	.963
1998	53-20	14	3.78	7	7	647.0	605	337	272	330	557	53	1941	897	100	.966
1997	50-17	16	4.13	7	3	606.1	609	331	278	242	580	51	1819	773	108	.960
1996	52-17	12	3.55	9	3	598.0	549	296	236	284	523	60	1794	770	108	.960
1995	53-16	9	2.72	12	7	621.1	514	249	188	259	628	48	1864	808	101	.964
1994	53-22	14	3.09	16	8	659.0	568	271	226	258	680	46	1977	895	81	.973
1993	46-19	11	2.90	10	8	589.0	509	229	190	254	620	35	1767	769	81	.969
1992	49-21	15	3.02	14	7	617.2	524	267	207	294	629	32	1853	789	118	.957
1991	57-14	17	3.37	14	8	637.2	575	273	239	250	637	18	1913	747	89	.968
1990	57-15	29	3.19	13	5	636.2	650	290	226	215	573	34	1915	864	124	.957
1989	54-18	15	3.06	10	12	647.2	559	275	220	256	657	27	1942	780	107	.962
1988	50-18-1	16	3.35	9	3	607.2	602	309	226	256	592	17	1823	698	128	.952
1987	55-18	15	3.40	15	3	639.0	581	319	242	287	612	16	1917	719	113	.959
1986	61-13	18	3.64	21	7	637.1	595	333	258	266	718	23	1912	755	115	.958
1985	59-23	17	3.72	13	10	711.2	653	406	294	371	578	28	2135	894	155	.952
1984	55-29	16	4.48	13	4	738.0	756	464	367	310	502	22	2212	1126	167	.952
1983	55-18	13	3.93	11	4	630.0	574	333	275	315	495	20	1890	899	123	.958
1982	56-17	11	4.18	12	8	634.2	586	375	295	319	492	17	1904	812	123	.957
1981	56-23	17	4.31	13	3	665.2	716	407	319	310	483	22	—	—	—	.953
1980	51-12	6	4.07	16	6	521.2	546	306	236	253	317	13	—	—	—	.956
1979	43-17-1	8	4.27	24	4	501.2	538	272	238	193	314	11	—	—	—	.965
1978	44-18	7	4.37	22	4	498.1	529	303	242	267	332	23	—	—	—	.951
1977	37-13	1	3.51	11	4	432.1	375	226	169	241	349	6	1297	445	90	.951
1976	40-16	6	3.32	15	5	411.2	332	216	159	263	376	21	—	—	—	.949
1975	49-10	12	2.07	25	15	516.1	366	163	119	241	411	29	1549	598	86	.961
1974	37-25	10	3.28	23	6	535.1	460	269	195	280	401	18	—	—	—	.954
1973	38-21	17	2.89	14	11	513.1	413	218	165	272	383	12	—	—	—	.954
1972	45-23	21	3.52	19	2	594.2	578	325	233	340	382	—	—	—	—	.954
1971	41-16	27	2.76	9	10	489.2	376	208	150	242	424	—	—	—	—	.954
1970	49-9-1	—	1.49	22	15	532.1	349	144	88	278	528	—	—	—	—	.954
1969	39-12-1	—	1.98	27	7	457.2	375	158	101	155	404	—	—	—	—	.954
1968	35-6	—	2.27	14	9	372.2	296	120	94	149	369	—	—	—	—	.954
1967	30-14	—	2.48	25	5	245.2	329	155	108	132	330	—	—	—	—	.954
1966	39-13	—	2.67	—	8	455.2	360	185	135	178	413	—	—	—	—	.954
1965	32-11-1	—	3.25	—	2	371.1	318	170	134	150	261	—	—	—	—	.954
1964	—	not available	—	—	—	—	—	—	—	—	—	—	—	—	—	—
*1963	22-10	—	2.61	—	4	276.0	204	124	80	155	157	—	—	—	—	.954
*1962	17-11	—	4.43	9	0	250.0	269	178	123	152	181	—	—	—	—	.954
*1961	20-5	—	3.62	12	2	219.0	231	126	88	89	150	—	—	—	—	.954
1960	—	not available	—	—	—	—	—	—	—	—	—	—	—	—	—	—
*1959	17-9	—	2.47	11	3	233.1	190	111	64	90	179	—	—	—	—	.954
*1958	19-5	—	2.47	13	2	212.0	165	91	58	82	189	—	—	—	—	.954

*Regular Season Statistics Only



YEAR-BY-YEAR RECORD

YEAR	COACH	CAPTAINS	W	L	T	RUNS	OPP	BA	OPP
1948	Charlie Armstrong	Ron Nettles	9	8	0	101	121	NA	NA
1949	Charlie Armstrong	Sam Cox	11	8	0	126	103	NA	NA
1950	Charlie Armstrong	Bob Trowbridge	13	7	0	122	104	NA	NA
1951	Charlie Armstrong	Augie Pompelia	13	6	0	161	97	.292	.234
1952	Ralph Matherly	Bob Trowbridge	17	4	0	158	72	.266	.188
1953	Ralph Matherly	Billy "Cooter" Mills	13	10	1	156	254	NA	NA
1954	Ralph Matherly	Bob Hudson	13	8	0	164	102	.269	NA
1955	Danny Litwhiler	Billy Campbell, Bob Hudson	17	6	1	189	98	.321	NA
1956	Danny Litwhiler	Max Long	25	7	0	244	121	.295	NA
1957	Danny Litwhiler	Carlee Hendrix	22	9	0	232	120	.297	NA
1958	Danny Litwhiler	Dick Howser	20	7	0	198	104	.295	.208
1959	Danny Litwhiler	Dale Koch	22	11	0	258	166	.282	.231
1960	Danny Litwhiler	Ray Bazzell	13	9	0	183	136	.313	.254
1961	Danny Litwhiler	Frank Davis, Jack Dull	21	7	0	203	238	.301	.256
1962	Danny Litwhiler	Ray McShane, Bob Madison	23	14	0	254	221	.296	.258
1963	Danny Litwhiler	Al Beccaccio	27	13	0	250	151	.278	.213
1964	Fred Hatfield	Jim Reed	23	13	0	244	171	.273	.247
1965	Fred Hatfield	Gerry Chmielewski	32	11	1	305	179	.281	.253
1966	Fred Hatfield	Dick Fernandez	39	13	0	417	192	.294	.214
1967	Fred Hatfield	Roy Newbourne	30	14	0	214	155	.234	.220
1968	Fred Hatfield	Chuck Cone, Bob Canty	35	6	0	291	120	.284	.215
1969	Jack Stallings	Dick Gold, Mike Easom	39	12	1	303	158	.273	.219
1970	Jack Stallings	Dick Nichols	49	9	1	261	144	.277	.186
1971	Jack Stallings	Harry Saferight, Ron Cash	41	16	0	341	208	.282	.208
1972	Jack Stallings	Ken Doria, Mike Scarce	44	24	0	473	325	.291	.251
1973	Jack Stallings	John Librandi, Denny Williams	38	21	0	331	218	.239	.218
1974	Jack Stallings	Randy Davidson	37	25	0	320	269	.268	.232
1975	Woody Woodward	Randy Davidson	49	10	0	371	162	.300	.198
1976	Woody Woodward	Craig Eaton	40	16	0	467	228	.302	.210
1977	Woody Woodward	Larry Jones	37	13	0	459	375	.271	.231
1978	Woody Woodward	Brooks Carey, Greg Jones	44	18	0	457	303	.309	.269
1979	Dick Howser	Craig Patterson	43	17	1	494	272	.319	.277
1980	Mike Martin	Don DeLoach, Craig Ramsey	51	12	0	630	306	.327	.281
1981	Mike Martin	Mike Fuentes, Rick Hatcher	56	23	0	638	407	.303	.273
1982	Mike Martin	Jeff Ledbetter	56	17	1	752	375	.327	.243
1983	Mike Martin	Mike Yastrzemski, Rick Figueredo	55	18	1	737	574	.302	.243
1984	Mike Martin	Jody Reed, Jeff Gray	55	29	0	644	464	.291	.265
1985	Mike Martin	Frank Fazzini, Jimmy Jones	59	23	0	786	406	.330	.245
1986	Mike Martin	Luis Alicea, Doug Little, Mike Loynd	61	13	0	655	333	.325	.244
1987	Mike Martin	Ed Fulton, Jose Marzan	55	18	0	579	319	.307	.241
1988	Mike Martin	Barry Blackwell, Edwin Alicea	50	18	1	568	309	.302	.257
1989	Mike Martin	Clyde Keller	54	18	0	513	275	.290	.232
1990	Mike Martin	Marc Ronan, Gar Finnvoid	57	15	0	555	290	.306	.263
1991	Mike Martin	Pedro Grifol, Eduardo Perez, Ricky Kimball	57	14	0	543	273	.298	.241
1992	Mike Martin	Chris Roberts, Nandy Serrano, Roger Bailey	49	21	0	472	267	.300	.230
1993	Mike Martin	Ty Mueller, John Wasdin	46	19	0	424	229	.280	.237
1994	Mike Martin	Link Jarrett, Jack Niles	53	22	0	508	271	.296	.233
1995	Mike Martin	Randy Hodges, Mike Martin, Jr., Doug Mientkiewicz	53	16	0	561	249	.293	.226
1996	Mike Martin	Scooby Morgan, Steve Nedeau	52	17	0	596	296	.322	.247
1997	Mike Martin	Jeremy Morris, Scott Zech, Chuck Howell	50	17	0	635	331	.312	.259
1998	Mike Martin	Jeremy Salazar, Brooks Badeaux, Jose Zabala, Brian Cox	53	20	0	638	337	.307	.250
1999	Mike Martin	Chris Chavez, Zach Diaz, Jeremiah Klosterman	57	14	0	645	270	.327	.231
2000	Mike Martin	Mike DiBlasi, John Halliday, Marshall McDougall	53	19	0	573	303	.319	.244
2001	Mike Martin	Karl Jernigan, Brett Groves	47	19	0	500	301	.307	.262
2002	Mike Martin	Ryan Barthelemy, Blair Varnes, Mike Futrell	60	14	0	638	351	.316	.266
2003	Mike Martin	Matt Lynch, Daniel Hodges, Tony Richie	54	13	1	574	276	.308	.241
2004	Mike Martin	Aaron Cheesman	45	23	0	530	376	.306	.260
2005	Mike Martin	Aaron Cheesman	53	20	0	484	322	.292	.255
2006	Mike Martin	Matt DiBlasi, Ryne Malone, Shane Robinson	44	21	0	483	296	.299	.257
2007	Mike Martin	Bryan Henry	45	13	0	562	259	.350	.244
2008	Mike Martin	Buster Posey, Jack Rye	54	14	0	663	344	.355	.253
2009	Mike Martin	Jimmy Marshall, Ruairi O'Connor, Tommy Oravetz	45	18	0	550	355	.321	.256
2010	Mike Martin	Stephen Cardullo, Tyler Holt	48	20	0	543	356	.300	.262
2011	Mike Martin	Mike McGee, Stuart Tapley	46	19	0	474	290	.293	.247
2012	Mike Martin	James Ramsey	50	17	0	459	275	.281	.251
2013	Mike Martin	Justin Gonzalez	47	17	0	435	238	.287	.243



17 CONFERENCE CHAMPIONSHIPS ~ 7 STRAIGHT ACC ATLANTIC DIVISION TITLES

ALL-TIME LETTERMEN

A

Joe Adams	1975
Josh Adeeb	1995
Bobby Alexander	1982
Terry Alexander	1976
Giovanny Alfonzo	2012-13
Edwin Alicea	1987-88
Luis Alicea	1984-86
Roy Alvarez	1980
Gene Ammann	1968-70
Travis Anderson	2006-07
Bob Armstrong	1992
Johnny Ash	1954-56
Bill Ashford	1982-83
Gary Ashley	1953-56
Al Ashmont	1985
Jim Atwood	1953-56
Mike Augustine	1961-63
Tony Auitable	1953-56
Don Axon	1959

B

Brooks Badeaux	1995-98
Lee Bailey	1951
Roger Bailey	1990-92
Pichi Balet	2000
Blake Balkcom	2003
Jeff Bankston	1972-73
Rob Bargas	1989-90
Mark Barineau	1981-83
Ryan Barthelemy	1999-02
Ron Bartlett	1976-79
Chuck Barton	1964
Joe Baxter	1968-69
Clay Baynham	1976
Harold Bazzell	1953
Ray Bazzell	1957-60
Mason Bean	1972-73
Bill Bearse	1965
Al Beccaccio	1960-62
David Bedingfield	1977
Mike Bell	1994-95
Bob Benda	1976-77
Robert Benincasa	2010-12
Wayne Benner	1952
Daniel Bennett	2010-11
Paul Benson	1960
John Bentley	1997-98, 00-01
Michele Bertoldi	1991
Allen Bevis	1989-92
Chip Bifano	1976-77
Kyle Bird	2012-13
Ham Bisbee	1955
Barry Blackwell	1985-88
Garrett Blanton	1989-91
Tony Biasucci	1983
Ralph Blinn	1952-53
Jon Bolin	1990-91
Rich Bombard	1979
Phil Bondack	1962-63

Bob Bondi	1954-57
Jimmy Bonenberger	1997
Juan Bonilla	1974-77
Alex Boston	2004
Rafael Bournigal	1987
Jerry Boxer	1957
Ken Boyce	1954
George Boyd	1949-50
Jayce Boyd	2010-12
LaDon Boyd	1967
Scott Boyd	2000-01
Mike Brady	1987-90
Wil Breton	2011
Mike Bretz	1976-79
Harry Bringger	1951
John Bristol	1955-57
Jose Brizuela	2012-13
Chris Brock	1989-92
Kevin Brooks	1977-78
Marty Brooks	1965-67
Terry Brooks	1969
Billy Brown	1996
Craig Brown	1969-70
Dave Brown	1974
Forrest Brown	1953-54
Jerrod Brown	2002-03
Lamar Brown	1948-50
Pete Brown	1985
Randy Brown	1964-66
Barret Browning	2005-06
Terry Browning	1968-69
Parker Brunelle	2008-11
Tommy Bryant	1983
Terrell Buckley	1990
Tye Buckley	2010-11
Travis Burge	2006-07
Jeff Burger	1969
Kenny Burkhead	2013
Joe Burns	1969
Royce Burt	1949
Jim Busby	1974-75
Thad Busby	1995
Brian Busch	2009-12
Dave Buss	1959-60
Steve Butler	1994-95
Mike Buttery	1994
Rod Byerly	1987-88
Lee Byers	1961-64
Clint Byrd	1998

C

Stephen Cardullo	2007-10
Nick Carfaro	1966
Vince Calandra	1984-85
Howard Calhoun	1948
Billy Campbell	1952-55
Ed Camposano	1968
Eddie Cannon	2003-04
Bob Canty	1966-68
Bill Cappleman	1967
Brooks Carey	1975-78

Bob Carroll	1972-73
Doug Casey	1978-79
Buddy Cash	1950
Kevin Cash	1997-99
Ron Cash	1970-71
Sid Cash	1990-91
Chris Cawthon	1981-82
Leon Chalhub	1964
Brian Chambers	2004-07
Tyler Chambliss	2004-06
Gibbs Chapman	2004-05
Dave Chappel	1974
Chris Chavez	1996-99
Aaron Cheesman	2002-05
Gerald Chmielewski	1963-65
Randy Choate	1995-97
Greg Clayborne	1986-88
Bob Clem	1959-60
Matt Clements	1988-89
Al Cleveland	1969-70
Charles Cleveland	2005-06
Larry Cocks	1969-70
Hal Cohen	1982
Chester Cole	1965-67
Chris Cole	2001
Robby Coles	2013
James Colzie	1994
Rick Colzie	1973-74
Mike Compton	2012
Chuck Cone	1966-68
Skip Cone	1971-72
Harold Conrad	1948
David Cook	1966-68
John Cook	1992
Tom Cook	1968
Dave Cooper	1976-77
Mike Copps	1957-60
Lee Corso	1954-57
Jerry Couch	1958-59
Mark Coulter	1976-77
Brian Cox	1997-98
Sam Cox	1949
Bob Craft	1966-68
Keith Craig	1980-81
Wes Crawford	1998
Ken Creely	1964-65
Buddy Cribb	1988-90
Charlie Cruz	1992-95
John Cuesta	1953
Mike Cullen	1980-81
Greg Culpepper	1979
Ben Curry	1975-78

D

Dave Dahlen	1963-64
Ohmed Danesh	2007-10
Bill Daniel	1974-75
Jim Daniel	1960-61
Phil Dannunzio	1989
Daniel Davidson	2002-03
Randy Davidson	1974-75

Bret Davis	1988
Frank Davis	1960-61
Hunter Davis	2004
Josh Davis	1996
Marcus Davis	2013
Mike Davis	1996
Tim Davis	1991-92
Tom Davis	1962-64
Eric Deddens	1983-84
Don DeLoach	1978-81
Tony Delmonico	2008
Josh Delp	2012-13
Greg Dennis	1983
Jim DeVane	1955
Danny Diaz	2005-06
Matt Diaz	1998-99
Zach Diaz	1996-99
Matt DiBlasi	2003-06
Michael DiBlasi	1997-00
Paul Dirks	1962-64
Paul DiToma	1965
Kevin Dodge	1981-82
Jerry Donnaway	1957-58
Ken Doria	1971-72
Danny Dowell	1981-83
Steve Downey	1974
J.D. Drew	1995-97
Stephen Drew	2002-04
John Drews	1974
Jay Drivas	1984
Chip Drobine	1986
Dean Duchak	1965-67
Jack Dull	1960-61
Marc Dunbar	1990-91
Matt Dunbar	1987-90
Chris Dunn	1986
Andrew Durden	2010

E-F

Mike Easom	1966-68
Taiwan Easterling	2010-11
Craig Eaton	1975-76
Frank Echols	1962-63
Scott Edwards	1989
Jon Egertson	1987
Rudy Eidle	1955-58
Mike Eissey	1973-74
Gary Elliott	1961-63
Jack Emerick	1979-80
Mike English	1967-69
Roy Eppley	1985
Donny Erickson	1987-88
Tyler Everett	2008-11
Matt Fairel	2007-08
Sam Fann	1949-50
Terry Farmer	1973-74
Adam Faurot	1995-96
Frank Fazzini	1983-85
Ed Feely	1961
Kenny Felder	1990-92
George Ferguson	1961-62



ALL-TIME LETTERMEN

John Ferguson	1968-70
Dave Fernald	1971-73
Dick Fernandez	1964-66
Joe Fernandez	1953
Robert Ferrar	1962-63
Carl Ferraro	1981
Mike Fields	1978-79
Rick Figueredo	1980-83
Bien Figueroa	1985-86
Gar Finnvoid	1989-90
Ken Fischer	1979-82
Robin Flake	1970-72
Victor Floyd	1987
Ray Fox	1975-78
Jim Foxwell	1972-75
Pedro Fraga	1968
Ben Francis	2008-09
Nick Francis	2005
Ed Frank	1972
Ron Fraser	1954-57
Clem Freeman	1981
Mike Freeman	1986
Pedro Frega	1968
Doug French	1961-62
Mike Fuentes	1978-81
Bill Fuller	1970-72
Ed Fulton	1985-87
Mike Futrell	1999-02

G

John Gagnon	1979-80
Randy Gailey	1972-73
Tom Garcia	1955
Linwood Garrett	1967-68
Dave Garrison	1984
John Gast	2008-10
Evan Geist	2012-13
Steve Gelmine	1982-85
Alan Gentry	1983-84
Wayne Giardino	1964-65
Mark Gilbert	1975, 77-78
Mark Gildea	2006-07
Brian Gilliland	1989-90
Sean Gilmartin	2009-11
Chris Ginn	1998-01
Marc Giordano	1987-88
Jack Givens	1976-77
Mike Givens	1974
Steve Givens	1982-83
Dick Gold	1967-69
Devin Gonzalez	2007
Justin Gonzalez	2010-12
Rico Gonzalez	1986
JJ Gould	2013
Jeff Gray	1981-84
Caleb Graham	2006-07
Lane Green	1966-68
Harry Greene	1966-68
Brad Gregory	1989-90
Glenn Gresham	1949-51
Danny Griffin	1982-83

John-Ford Griffin	1999-01
Joe Griffin	1975-77
Pedro Grifol	1989-91
Reggie Griggs	1997
Dave Grimes	1970-71
Carl Gromek	1968-70
Greg Gromek	1968-71
Brett Groves	1998-01
Johnny Grubb	1970
Randy Guemple	1972-73
Dennis Guinn	2005-08
Jim Gurzynski	1968-69

H

Dan Haddock	1979
Mark Hallberg	2007
John Halliday	1999-00
Bill Hammond	1965
Mike Hancy	1964
Dave Hanselman	1984
Don Harbaugh	1969-71
Jeff Hardy	1976-77
Todd Harrell	1994
Bryan Harris	1991-93
Dee Harris	1976
Ed Harris	1967-68
Dean Harrison	1988-90
Chris Hart	1999-03
Rick Hatcher	1979-81
Tim Hatcher	1980
Chuck Hawkins	1965-66
Larry Hawkins	1962
Mark Haynes	1952
John Hearn	1968
Phil Hearn	1966
Eric Heath	1998
Ken Heath	1984
George Hehemann	1953-55
Jim Helm	1966-68
Terry Henderson	1997-98
Carlee Hendrix	1954-57
Clint Hendry	1993-94
Bryan Henry	2005-07
Tom Henson	1969-71
Spike Herald	1951
Joel Hicks	1976-77
Chris Hitt	1995
Ron Herring	1973-74
Wm. Higginbothom	1953
Windle Higginbothom	1974-75
Jeff Hill	1967-69
Lance Hitchcock	1967-68
Daniel Hodges	2000-03
Randy Hodges	1992-95
Jeff Hogan	1967-69
Jerry Hohne	1959-60
John Holland	2012
Rick Holloway	1978-79
Tyler Holt	2008-10
Bryant Holtmann	2012-13
Maury Hopkins	1965-66

Bill Horne	1973-74
Lee Howard	2012-13
Bill Howell	1961
Chuck Howell	1994-97
Ed Howell	1965-66
Martin Howell	1962-64
Dick Howser	1956-58
Ed Howser	1980-81
Jason Hubbard	1999
Bob Hudson	1953-55
Scott Hudson	1997-99
Bruce Huff	1976-79
Gary Huff	1971-73
Ken Huff	1979-81
J.C. Huguet	1999
Monroe Hunt	1964
Philip Hunt	1955-57
George Hutchinson	1961
Rick Hutchinson	1964-65
Michael Hyde	2005-07

I-J

Vince Insogna	1983-84
Kevin Jackson	2010
Rhett James	2003-04
John Jane	1961
Ken Jarabeck	1978
Lincoln Jarrett	1962
Link Jarrett	1991-94
Trent Jarvis	2005, 2007-08
Karl Jernigan	1998-01
Ryan Jernigan	2005
Barry Johnson	1988-89
Brandon Johnson	2011-13
Jay Johnson	1962-64
Jay Johnson	1979
Jonathan Johnson	1993-95
Larry Johnson	1962-64
Sherman Johnson	2009-12
Gordon Johnston	1961
Greg Jones	1976-78
Hunter Jones	2003-05
Jimmy Jones	1982-85
Larry Jones	1974-77
Bob Jordan	1967
Bob Jordan	1974
Grady Jordan	1992-93
Hayden Jordan	2013

K

Randy Kaiser	1974
Danny Kanell	1993-94
Doug Kasimer	1969-71
Jim Kaufman	1954-55
Bill Keck	1980
Jay Keeler	1980-82
John Keith	1969-71
Clyde Keller	1988-89
Mike Kelley	1974-75
Bob Kellogg	1974-75

Brian Kelley	2006
David Kelly	1998
Terry Kennedy	1975-77
Fred Kenney	1956-58
Keith Kidd	1985-86
Ricky Kimball	1988-91
John Keith	1969-71
Ron Kims	1953
John King	1959-60
Jeremiah Klosterman	1996-99
Brett Knief	2013
Godfrey Knight	1948
Dale Koch	1958-59
John Kolb	1981
Curt Kole	1975
Dru Kosco	1984-85
Steve Kovensky	1986-87
Brian Kraft	2000
Charlie Krausche	1961
Robert Kull	1963-65

L

Mark Lacy	1981-82
Marc LaMacchia	2001-03
Ernie Langford	1958-60
Rick Langford	1973
Bill Langston	1967
T.J. Lanier	1950
Gary Lawrence	1965-66
Mike Leber	1971
David Ledbetter	1982
Jeff A. Ledbetter	1982-84
Jeff S. Ledbetter	1979-82
Larry Lee	1973
Mike Lee	1986
Brandon Leibrandt	2012-13
Greg Lewis	1982
Jimmy Lewis	1991
Richie Lewis	1985-87
Ronald Lewis	1987
Loren Levy	1982-84
Carlos Lezcano	1974-77
John LiBrandi	1972-73
Joe Licata	1981
Tony Liebsack	1991-92
Doug Little	1983-86
Woody Litwhiler	1962-64
LaWhit Lizzmore	1991-92
Ed Lockhart	1950-52
Jim Loftin	1963
Brad Long	1978-79
Charlie Long	1961
Max Long	1953-56
Mickey Lopez	1993-95
Rafael Lopez	2009-11
Justin Lord	2001
George Lott	1968-69
Mike Loynd	1984-86
Jose Lugo	1974
Kevin Lynch	2002-05
Matt Lynch	2000-03



17 CONFERENCE CHAMPIONSHIPS ~ 7 STRAIGHT ACC ATLANTIC DIVISION TITLES

ALL-TIME LETTERMEN

Jim Lyttle	1966	Ronald Melton	1949-52	Tommy Oravetz	2006-09	Kevin Richmond	2002-03
Keith Lyttle	1989	Gary Merians	2011	Pat Osburn	1970	Mike Riebling	1967-69
M							
Corben Madden	2010	Bob Merry	1953	George Otero	1998	Justin Rigney	1992
Bob Madison	1960-62	Mike Meschke	2009-10	Danny Owen	1975-76	Kevin Rigsby	1978
Rick Madison	1959	Roy Mewbourne	1966-68	P			
Marty Maier	1973-74	Doug Mientkiewicz	1993-95	Joe Pacetti	1985	Jim Riley	1978-79
Ryne Malone	2004-06	Jim Miller	1976-77	Al Padgett	1948	Dan Roatche	1970-72
Brandon Manasa	2003-05	Justin Miller	2002	Gary Painter	1989-90	Chris Roberts	1990-92
Eric Mangham	1984-86	Peter Miller	2011-13	Bert Palmer	1953	Pete Roberts	1967
Harold Mangin	1961-62	Seth Miller	2011-13	Keith Parenteau	1980	Clay Robertson	1987
Tom Manley	1989	Tim Miller	1994	Billy Parker	1948-49	Kenny Robinson	1991
Ed Mann	1954	Billy "Cooter" Mills	1952-54	Brad Parker	1988-90	Matt Robinson	1982-83
David Marano	1978	Don Milner	1978-79	Derek Parker	1979	Shane Robinson	2004-06
T.R. Marcinczyk	1993	Bart Mitchell	1982-84	Geoff Parker	2008-10	Charlie Rodgers	1958-59
Brent Marsh	2006	Dave Moates	1969	Craig Patterson	1978-79	Carlos Rodriguez	1975
Jimmy Marshall	2006-09	Dave Mobley	1977-79	Brant Peacher	2004-05	Raul Rodriguez	2004
Mike Martin	1965-66	Orson Mobley	1982	Brent Pearson	2001	Nick Rogers	2001-02
Mike Martin, Jr.	1993-95	Ladson Montgomery	2013	Ray Pearson	1953	Louis Rojas	2004
Neil Martin	1965-66	Tom Moore	1954	Ed Peres	1973	Eric Roman	2000-02
Lionel Martinez	1980-81	Dave Morano	1978	Eduardo Perez	1989-91	John Rombough	1994
Eddy Martinez-Esteve	2003-04	Jack Morgan	1953	Mark Peterson	2009	Marc Ronan	1988-90
Steve Marks	1966	Steve "Scooby" Morgan	1993-96	Trent Peterson	2001-03	Tom Rosa	1972-73
Jose Marzan	1984-87	Todd Morgan	1982-84	Gerald Philip	1957-58	Robert Rosell	1956-57
John Mason	1967-68	Al Moreya	1983	Tim Phillips	1980-82	Danny Rosen	2007
Steve Mastin	1968	Jeremy Morris	1994-97	Chris Pinder	1984	Hank Ross	1959-60
Jim Mathers	1966	Rick Moss	1970-71	Charlie Pinkermann	1958	Jack Ross	1960-62
Lonnie Mathis	1969	Mitch Moyer	1975	Keith Pitchford	1962-63	Larry Rothschild	1974
Floyd Matthews	1969	Ty Mueller	1989, 91-93	Bruce Pollack	1967	George Rountree	1962-64
Kyle Maxie	2006	Les Mullen	1951-52	Chris Pollack	1986-87	Mike Rudi	1987
Bob Mayer	1974-76	Dago Murphy	1948	Augie Pompelia	1950-51	Jim Rushworth	1992
Henry Mayfield	1996-98	Don Murray	1964-65	Ed Porcelli	1986-87	Jack Rye	2005-08
Jim McArdle	1976-77	N-O				S	
Ryan McArdle	2006	Ray Navarro	2009	Tom Porter	1969-70	Harry Saferight	1970-71
Clyde McBride	1963	John Nedeau	1990-93	Buster Posey	2006-08	Rick Saffel	1979
Monty McBride	1964-65	Steve Nedeau	1994-96	Cory Posey	2000	Tom Sailor	1982
Blair McCaleb	2000-02	Tim Nedin	1989	Jack Posey	2008-09, 11	Jeremy Salazar	1995-98
Owen McCarron	1956-58	Oscar Negron	1975	Lynn Powell	1963	Chuck Sanders	1952-53
Justin McClain	2000	Stephen Neill	1996	Dave Price	1971-73	Deion Sanders	1987
Chad McClellan	1986	Carl Nelson	1957-60	Brad Prior	1976	John Sansone	2013
Shawn McCorkel	1997-98	Harvey Nemeroff	1974-75	Jeff Probst	2001-02	Jerry Santos	1988-89
Gene McCormick	1958-60	Roger Nettles	1967	Scott Proctor	1996-98	Pete Sarron	1965-66
Kevin McCray	1992-93	Jason Newlin	2002	Q-R			
Jim McCune	1965	John Nicholas	1975-76	Frank Radziwon	2004	Mark Sauls	2003-06
Blane McDonald	1978	Dave Nichols	1971-72	Craig Ramsey	1977-80	Matt Sauls	2003-04
Jon McDonald	1998-00	Dick Nichols	1968-70	James Ramsey	2009-12	Craig Saxner	1985-86
Marshall McDougall	1999-00	Joe Nichols	1976-79	Cliff Ranew	1964-65	Bill Saunders	1976
Mike McGee	2008-11	Gary Nichols	1963-65	Rocky Rau	1989-90	Hunter Scantling	2009-12
Stephen McGee	2010, 12-13	Jerry Nielsen	1987-88	Robby Read	2000-02	Mac Scarce	1970-71
Rick McGlone	1974-77	Jack Niles	1993-94	Gene Ready	1964	Mike Scarce	1971-72
Joe McKinney	1965-66	Randy Niles	1995-97	Derek Reams	1993	Glayden Schafer	1953
John McKnight	1977	John Nogowski	2012-13	Bob Reboin	1989-90	Jim Scheller	1970
Mike McLeod	1975-77	Connor Nolan	2011	Jim Reed	1964-65	Ed Schneider	1980-81
Dale McMahan	1966	Klyne Nowlin	1952	Jody Reed	1983-84	Mike Schmitz	1993
John McNeese	1991	Danny O'Brien	1973-75	Brandon Reichert	2007	Greg Schnute	1968-70
Tony McQuade	2001-03	Sean O'Brien	2011-12	Ray Revak	1984-85	Scott Schroeffel	1993-94
Charles McQuaig	1994	Ruairi O'Connor	2005, 2007-09	Dave Rhino	1982	Brian Schultz	2004
Barry McQueen	1971	Bo O'Dell	2007-09	Marty Rice	1971-74	Robby Scott	2010-11
Ray McShane	1960-62	Stephen Ochs	2005, 2007	D'Vontrey Richardson	2007, 09	Sam Scott	1999
Wayne Mears	1975	Phil Olson	1993-95	Tony Richie	2001-03	Jim SeEVERS	1955
		Steve Oppenheim	1972			Riley SeEVERS	1955-57
						Brian Senior	1995-96
						Nandy Serrano	1991-92



ALL-TIME LETTERMEN

Ed Sessions	1951-52
John Sheppard	1956-58
Bob Sherman	1961
Tim Sherrill	1972-73
Buddy Shaw	1983
Truby Shaw	1948
Chad Sheffer	1993-94
Ken Shimchak	1977-79
Gordon Shirah	1954-56
Jamey Shoupe	1981-82
Bob Shupack	1953
Howard Siegle	1974
Herb Sikes	1971-72
Dylan Silva	2013
Ken Silvestri	1972
Adam Simmons	2011-12
Glen Simon	2003
Scott Sitz	2010-13
Bob Skala	1953
Ross Skelton	1968
Craig Skok	1968-69
Mike Skoutelakis	1987
Mike Slade	1969-72
John Slaton	1959-60
Ken Sloan	1966
Frank Slusser	1957-58
David Smalley	1980-83
Mike Smalley	1998-99
Luke Smierciak	2008
Casey Smit	2013
Chris Smith	1999-00
Derrick Smith	2003-04
Dwight Smith	1961-62
Gage Smith	2011-13
Jackie Smith	1976-77
John Smith	1964
Ken Smith	1951-52
Ken Smith	1979-80
Kevin Smith	1985
Richie Smith	2001-02
Roger Smith	1972-73
Rick Snyder	1971-73
Tom Snyder	1982
David Sorokowski	1988-89
Paul Sorrento	1984-86
Bobby Spano	1999-00
Kyle Spitzer	1960-62
Josh Spivey	2005-07
James Spooner	1967
Stephen Spradling	2012
Gary Sprague	1966
Geoff Sprague	1996-97
Ron Spyker	1987
Bill Stagland	1961
Robby Stahl	2010-11
Matt Stanford	1997
Richard Steed	1975
Scott Steinitz	1989-90
Darrel Stewart	1967
DJ Stewart	2013
Jason Stidham	2007-09
Kent Stille	1963

Nick Stocks	1998-99
Jack Straub	1953
Ryan Strauss	2005-08
Billy Strobe	2013
Ricky Stuart	1978
Michael Stubbs	1988
Len Sullivan	1967
Marv Stringfellow	1965-67
Ken Suarez	1963-64
Walt Sumner	1968-69
Bob Sutton	1966
Harvey Sweeney	1955
Alan Swindle	1980-82
Ken Sylvestri	1975
Carl Szymanski	1974

T-U-V

Steve Taddeo	1986-87
Houston Taff	1966
Jeff Tam	1993
John Marc Tamayo	1988-90
Jeff Tandlich	1974
Bill Tanner	1948
Bruce Tanner	1982-83
Stuart Tapley	2008-11
Buddy Teagle	1961-63
George Tebbetts	1980
Steve Tebbetts	1973-75
Clint Thigpen	2000
Al Thomas	1962-63
Brady Thomas	2006-07
Mike Thomas	1976
Paul Thomas	1985-87
Tom Thomas	1964-66
Tony Thomas, Jr.	2005-07
DiCarlo Thompson	2004
Jeff Tibbitts	1991
Mike Tice	1978
Scott Toole	2001-02
Ed Trancygier	1961
Devon Travis	2010-12
Ronnie Traylor	1978-79
Doug Treadway	1983-84
David Trexler	2010-11
Bob Trowbridge	1949-52
Shawn Troxell	1987
Steve Tuako	1977
John Tucker	1961-62
Luke Tucker	2006-07
Gale Tuggle	1955-56
Steve Turko	1977
Jerry Turner	1961
Fred Twomey	1954-57
Pat Underhill	1989-90
Whitey Urquhart	1950
Ryan Valdes	2013
Blair Varnes	1999-02
Mike Vasquez	1970-71
Bob Vaughn	1955-56
Nick Vickerson	2008
Gary Viero	1976

Ryan Vigue	2008-09
Elih Villanueva	2008
Wayne Vincent	1966-68

W

Bobby Waites	1954, 57
Doug Walker	1959-61
Bob Wancika	1959
John Wanish	1987
Jim Ward	1965
Daniel Wardell	2003-05
John Wasdin	1991-93
Mack Waugh	2011-12
Colby Weaver	1992-94
Jim Weaver	1980
Luke Weaver	2012-13
Ham Wernke	1952-55
Bill Westendick	1958-60
Ed West	1976
Chris Whidden	1999-00, 02-03
Nick Whidden	2000-01
Jon Whittocker	1967-68
Tom Whitaker	1967-68
Jimmy White	1960-61
Bob Whitmer	1951
Casey Whitmer	2007
Chas Widden	1953
Dick Wiggins	1979-80
Bob Wilcox	1962, 64-65
Denny Williams	1972-73
Laverne Williams	1953
Bill Williamson	1962-63
Gary Williamson	1963-64
Jack Wilson	1948
Paul Wilson	1992-94
Jameis Winston	2013
John Witt	1948, 50, 52
John Wolfner	1979-80
Austin Wood	2009
Howard Wood	1967
Willie Woods	1987
Matt Woodward	1995-98
Woody Woodward	1962-63
Bob Wooley	1966
Bob Wynn	1953-54

Al Zyla	1959
---------	------

Active returners in bold.

X-Y-Z

Casey Yarbrough	1992
Ed Yarnell	1966-67
Mike Yastrzemski	1980-83
Manny Yglesias	1953
David Yocum	1994-95
Jose Zabala	1995-98
Bryan Zech	2001-04
Scott Zech	1994-97
Greg Zera	1968-71
Bill Ziegler	1966-67
Mike Ziegler	2000
Roger Zimmerman	1961
Tom Zoeller	1983-86



17 CONFERENCE CHAMPIONSHIPS ~ 7 STRAIGHT ACC ATLANTIC DIVISION TITLES

ALL-TIME JERSEY NUMBERS

1

Fred Hatfield (1966), Head Coach
Jack Stallings (1969-74), Head Coach
Randy Davidson (1975)
Bruce Huff (1976-79)
Mark Barineau (1981-83)
Luis Alicea (1984-86)
Edwin Alicea (1987-88)
Allen Bevis (1989-92)
Adam Faurot (1995-96)
Ryan Proly (1997)
Brett Groves (1998-01)
Tony McQuade (2002-03)
DiCarlo Thompson (2004)
Travis Burge (2006-07)
Stuart Tapley (2008-09)
Taiwan Easterling (2010-11)
Giovanny Alfonzo (2012-13)

2

Roy Mewbourne (1966)
Tom Porter (1969-70)
Dave Nichols (1971-72)
Mike Eissey (1973-74)
Carlos Rodriguez (1975)
Chip Bifano (1976)
Ken Huff (1978)
Dan Haddock (1979)
Jim Weaver (1980)
John Kolb (1981)
Jeff A. Ledbetter (1982-85)
Deion Sanders (1987-88)
Bob Reboin (1989-90)
Kenny Robinson (1991)
Casey Yarbrough (1992)
Mickey Lopez (1993-95)
Geoff Sprague (1996-97)
Chris Hart (1999)
Bobby Spano (2000)
Tony McQuade (2001)
Rocky Roquet (2002)
Shane Robinson (2004-06)
Ohmed Danesh (2007-10)
Josh Delph (2012-13)

3

Bob Canty (1966-67)
Dick Nichols (1969-70)
Randy Gailey (1971-72)
Tom Rosa (1973)
Guillermo Bonilla (1974-76)
Craig Patterson (1978-79)
Jim Morris (1980-81), Coach
Hal Cohen (1982)
Jody Reed (1983-84)
Chip Baker (1985-02), Coach
Ryne Malone (2004-06)
Devin Gonzalez (2007)
Tony Delmonico (2008)
Sean Gilmartin (2009-11)
John Nogowski (2012-13)

4

Dick Fernandez (1966)
Mike Easom (1967)
Dave Moates (1969)
Rick Moss (1970-71)
Paul Dirks (1972), Coach
Bob Carroll (1973)
Jim Busby (1974-75)
Jeff Hardy (1976)
Bob Benda (1978)
Rich Bombard (1979)
Lionel Martinez (1980-81)
Bart Mitchell (1982-84)
Richie Lewis (1985-87)
Clyde Keller (1988-89)
Roger Bailey (1990-92)
Mike Martin, Jr. (1993-95)
John Bentley (1997-01)
Stephen Drew (2002-04)
Stephen Ochs (2005-07)
Mike Martin, Jr. (2008-13), Coach

5

Chuck Cone (1966-67)
Greg Gromek (1969-71)
John Ferguson (1970)
Jeff Bankston (1972)
Rick Colzie (1973)
Mike Kelley (1974-75)
Ed West (1976)
Don DeLoach (1978)
Dave Yukelson (1979), Coach
Bill Fuller (1980), Coach
Danny Dowell (1981-83)
Vince Calandra (1984-85)
Rico Gonzalez (1986)
Victor Floyd (1987)
Buddy Cribb (1988-90)
Pedro Grifol (1991)
Kevin McCray (1992-93)
Kevin McCray (1995), Coach
Jose Zabala (1996-98)
Jose Zabala (1999), Coach
Brian Kraft (2000)
Jerrod Brown (2002-03)
Danny Diaz (2004-06)
D'Vontrey Richardson (2007)
Jack Posey (2008-11)
Billy Strode (2013)

6

Roy Mewbourne (1966)
Dave Miller (1969), Coach
Larry Cocks (1970-71)
Denny Williams (1972-73)
Mike Givens (1974)
Woody Woodward (1975-78), Head Coach
Jeff S. Ledbetter (1979-82)
Frank Fazzini (1983-85)
Mike Lee (1986)
Marc Giordano (1987-88)
Rob Bargas (1989-90)
Bobby Fernandes (1991)

Phil Olson (1993-95)
Mike Davis (1996)
George Otero (1997)
Kevin Cash (1999)
Brandon Manasa (2003-05)
Tommy Oravetz (2006-09)
Corben Madden (2010)
Sean O'Brien (2011-12)
Chris Cates (2013), Coach

7

Chester Cole (1967)
Lonnie Mathis (1969)
Robin Flake (1970-71)
Tom Rosa (1972)
Randy Gailey (1973)
Windle Higginbotham (1974-75)
Jim McArdle (1976)
Craig Ramsey (1978)
Greg Culpepper (1979)
Greg Lewis (1982)
Alan Gentry (1983-84)
Chad McClellan (1986)
Ronald Lewis (1987-88)
John Marc Tamayo (1989-90)
Tim Davis (1991-92)
Chad Sheffer (1993-94)
Brooks Badeaux (1995-98)
Bobby Spano (1999)
Daniel Hodges (2000-03)
Dennis Anderson (2004)
Nick Francis (2005)
Sean Stuyverson (2006)
Mark Hallberg (2007)
Parker Brunelle (2008-11)
Luke Weaver (2012-13)

8

Gary Lawrence (1966)
Bob Jordan (1967)
Joe Baxter (1969)
Mike Vasquez (1970-71)
Roger Smith (1972-73)
Randy Davidson (1974)
Curt Kole (1975)
Jack Givens (1976)
Ken Schimchak (1978)
Mike Tice (1979)
Mike Yastrzemski (1980-83)
Rod Delmonico (1984-89), Coach
Jamey Shouppe (1990-98), Coach
Mike Futrell (1999-02)
Matt Sauls (2003-04)
Ryan Jernigan (2005)
Buster Posey (2006-08)
Devon Travis (2010-12)
DJ Stewart (2013)

9

Pete Sarron (1965-66)
George Lott (1969)
Dave Grimes (1970-71)
Randy Guemple (1972-73)

Howard Siegle (1974)
Mitch Moyer (1975)
Greg Jones (1976)
Mike Fields (1978)
Jack Emerick (1979-80)
Steve Givens (1982-83)
Eric Mangham (1984-86)
Jon Egertson (1987)
Ty Colston (1988)
Rocky Rau (1989-90)
Tony Liebsack (1991-92)
Scott Zech (1994-97)
Karl Jernigan (1998-01)
Kevin Richmond (2002-03)
Hunter Davis (2004-05)
Ruairi O'Connor (2005-08)
Ray Navarro (2009)
Stephen McGee (2010-13)

10

Gary Sprague (1966)
Dick Gold (1967)
Stan Thomas (1969)
Greg Schnute (1970)
Barry McQueen (1971)
Skip Cone (1972)
Bob Simpson (1973-74), Coach
Richard Steed (1975)
Mark Coulter (1976)
Greg Jones (1978)
Ken Huff (1979-81)
Dave Rhino (1982)
Eric Deddens (1983-84)
Craig Saxner (1985-86)
B.J. Guzzone (1987)
Darren Vazquetelles (1988)
Brian Gilliland (1989-90)
Link Jarrett (1991-94)
Chris Chavez (1995-99)
Chris Hart (2000-03)
Tyler Chambliss (2004-06)
Matt Fairel (2007)
Luke Smierciak (2008)
Justin Gonzalez (2010-13)

11

Mike Martin (1966)
Dean Duchak (1967)
Dave Kasimier (1969)
Mike Slade (1970)
Mike Scarce (1971-72)
Stan Kmet (1973-74), Coach
Mike Martin (1975-79), Coach
Mike Martin (1980-13), Head Coach



ALL-TIME JERSEY NUMBERS

12

Marv Stringfellow	(1966-67)
Carl Gromek	(1969)
Ron Cash	(1970-71)
Tim Sherrill	(1972-73)
Larry Rothschild	(1974-75)
Joel Hicks	(1977)
Doug Casey	(1978-79)
Rick Figueredo	(1980-83)
Dave Garrison	(1984)
Bien Figueroa	(1985-86)
Rafael Bournigal	(1987)
John Marc Tamayo	(1988)
Garrett Blanton	(1989-91)
Randy Hodges	(1992-93)
Jeremy Salazar	(1995-98)
Jamey Shouppe	(1999-11), Coach
John Sansone	(2013)

13

Harry Saferight	(1970-71)
John LiBrandi	(1972-73)
Larry Jones	(1975-76)
Ray Fox	(1978)
Tim Hatcher	(1980)
Jay Johnson	(1981)
Todd Morgan	(1982-84)
Kevin Smith	(1985)
Chris Dunn	(1986)
Donny Erickson	(1987-88)
Tom Manley	(1989)
Chris Roberts	(1990)
Grady Jordan	(1992-93)
Jonathan Johnson	(1994-95)
Kevin Cash	(1997-98)
Nick Whidden	(1999-01)
Justin Miller	(2002)
Eddy Martinez-Esteve	(2003-04)
Charles Cleveland	(2005-06)
Jason Stidham	(2007-09)
Robert Benincasa	(2010)
Eric Arce	(2011)
John Holland	(2012-13)

14

Steve Marks	(1966)
Bill Ziegler	(1967)
Greg Schnute	(1969)
Greg Zera	(1970-71)
Greg Zera	(1972), Coach
Marty Maier	(1973)
Mike Easom	(1975), Coach
Joe Nichols	(1976-79)
Joe Licata	(1981)
Jimmy Jones	(1982-85)
Mike Freeman	(1986)
Matt Dunbar	(1987-90)
Chris Roberts	(1991-92)
Kevin Krietemeyer	(1993)
Randy Hodges	(1994-95)
Shane Roland	(1996)
Clint Thigpen	(1999-00)
Bryan Zech	(2001-04)

Ryan Strauss	(2005-08)
Austin Wood	(2009)
Tye Buckley	(2010-11)
Kyle Bird	(2012-13)

15

Mike Martin	(1965)
Tom Thomas	(1966)
Lin Garrett	(1967)
Gene Ammann	(1969-70)
Rick Snyder	(1971-73)
Jose Lugo	(1974)
Bob Mayer	(1975-76)
Dave Mobley	(1977-79)
Roy Alvarez	(1980)
Bruce Tanner	(1981-83)
Paul Sorrento	(1984-86)
Jerry Santos	(1988-89)
Kenny Felder	(1990-92)
Todd Harrell	(1993-94)
Matt Woodward	(1995-98)
Chris Smith	(1999-00)
Jeff Probst	(2001-02)
Brian Schultz	(2004-05)
Kyle Maxie	(2006)
Tyler Holt	(2008-10)
Evan Geist	(2011-13)

16

Jim Lyttle	(1966)
James Spooner	(1967)
Doug Kasimier	(1969)
Carl Gromek	(1970)
Ken Doria	(1971-72)
Ed Peres	(1973)
Jeff Tandlich	(1974)
Craig Eaton	(1975-76)
Ken Fischer	(1978)
Clay Robertson	(1987)
Ricky Kimball	(1988-91)
Bob Armstrong	(1992)
Mike Schmitz	(1993)
Thad Busby	(1995)
Stephen Neill	(1996-97)
Jason Hubbard	(1998-99)
Cory Posey	(2000)
Scott Toole	(2001-02)
Link Jarrett	(2003), Coach
Louis Rojas	(2004)
D.J. Echols	(2005-06)
Bo O'Dell	(2007-09)
Jayce Boyd	(2010-12)
Alvin Swoope	(2013)

17

Randy Brown	(1966)
Mike Reibling	(1967,69)
Dan Roatche	(1970-72)
Terry Farmer	(1973-74)
Bob Kellogg	(1975)
Joe Griffin	(1976)
Rick Holloway	(1978)

Derek Parker	(1979)
Ed Schneider	(1980-81)
Joe McFarland	(1982), Coach
Greg Jones	(1983), Coach
Joe Schlim	(1984)
Pete Brown	(1985)
Steve Kovensky	(1986-87)
Marc Ronan	(1988-90)
John Wasdin	(1991-93)
Jamie Stafford	(1994)
Chris Hitt	(1995)
Josh Davis	(1996)
Terry Henderson	(1997-98)
Chris Whidden	(1999-03)
Brant Peacher	(2004-05)
Brandon Reichert	(2006-07)
Mark Peterson	(2008-09)
Robby Stahl	(2010-11)
Mike Compton	(2012-13)

18

Bob Wooley	(1967)
Walt Sumner	(1969)
Don Harbaugh	(1970-71)
Ken Silvestri	(1972)
Rick Langford	(1973)
Steve Downey	(1974)
Wayne Mears	(1975)
John Nicholas	(1976)
Brad Long	(1978)
Ken Schimchak	(1979)
George Tebbetts	(1980-81)
Matt Robinson	(1982-83)
Ken Heath	(1984)
Keith Kidd	(1985-86)
Willie Woods	(1987)
Pat Underhill	(1990)
John McNeese	(1991)
Jack Niles	(1993-94)
Jack Niles	(1995-97), Coach
Eric Heath	(1998)
Pichi Balet	(2000)
Daniel Davidson	(2002-03)
Mark Gildea	(2005-07)
Ben Francis	(2009)
Tyson Young	(2010)
Seth Miller	(2011-13)

19

Marty Brooks	(1966-67)
Mike English	(1969)
Al Cleveland	(1970)
Gary Huff	(1971-73)
Ron Herring	(1973-74)
Marty Maier	(1974)
Brooks Carey	(1975-78)
Rick Holloway	(1979)
Kevin Dodge	(1981-83)
Jose Marzan	(1984-87)
Brad Parker	(1988-90)
Michele Bertoldi	(1991)
Jonathan Johnson	(1993)
James Colzie	(1994)

Jose Zabala	(1995)
Matt Stanford	(1997-98)
Ryan West	(2000)
Aaron Cheesman	(2001-05)
Brady Thomas	(2006-07)
Matt Kane	(2008-09)
Gage Smith	(2010-13)

20

Bill Ziegler	(1966)
Steve Marks	(1967)
Johnny Grubb	(1970)
Dave Price	(1971-73)
Bill Daniel	(1974)
Ben Curry	(1975-76)
Ken Jarabeck	(1978)
Don DeLoach	(1979-81)
Danny Griffin	(1982-83)
Greg Dennis	(1984)
Lanny Abshier	(1985)
Greg Clayborne	(1986-88)
Tim Nedin	(1989)
Greg Clayborne	(1990), Coach
Clint Byrd	(1997)
J.C. Huguet	(1999)
Robby Read	(2000)
Chris Cole	(2001)
Dominic Robinson	(2002)
Gibbs Chapman	(2004-05)
Travis Anderson	(2006-07)
Nick Vickerson	(2008)
Spencer Dickinson	(2009)
Daniel Bennett	(2010-11)
Stephen Spradling	(2012)

21

Ed Yarnell	(1966)
Jeff Hogan	(1967)
John Ferguson	(1969)
Jim Scheller	(1970)
Bill Fuller	(1971-73)
Carlos Lezcano	(1974-77)
Ronnie Traylor	(1978)
Craig Ramsey	(1979-81)
Bill Ashford	(1982-83)
Rod Byerly	(1987-88)
Marc Dunbar	(1989-92)
Scott Schroeffel	(1993-94)
Randy Choate	(1995-97)
Blair Varnes	(1998-02)
Mark Sauls	(2003-06)
Bobby Rauh	(2007)
Geoff Parker	(2008-10)
Mike Bell	(2012), Coach
Dylan Silva	(2013)

22

Chuck Hawkins	(1966)
Ed Yarnell	(1967)
Al Cleveland	(1969)
Mac Scarce	(1970-71)
Mason Bean	(1972-73)



17 CONFERENCE CHAMPIONSHIPS ~ 7 STRAIGHT ACC ATLANTIC DIVISION TITLES

ALL-TIME JERSEY NUMBERS

Steve Tebbetts	(1974-75)
Jackie Smith	(1976)
Blane McDonald	(1978)
John Gagnon	(1979-80)
Clem Freeman	(1981)
Randy Gailey	(1982-84), Coach
Jerry Nielsen	(1987-88)
Pedro Grifol	(1989-90)
Colby Weaver	(1992-94)
Charlie Cruz	(1995)
Henry Mayfield	(1996-98)
Sam Scott	(1999)
Justin McClain	(2000)
Jason Newlin	(2002)
Rhett James	(2003-04)
Bryan Henry	(2005-07)
John Gast	(2008-10)
Robert Benincasa	(2011-12)
Mike Bell	(2013), Coach

23

Butch Ferrar	(1962-63)
Wayne Vincent	(1966-67)
Tom Henson	(1970)
Marty Rice	(1971-74)
Rick McGlone	(1975-76)
Mike Tice	(1978)
Jay Johnson	(1979)
Keith Hendry	(1981), Coach
David Ledbetter	(1982)
David Maus	(1984)
John Wanish	(1987)
Dean Harrison	(1988-90)
Nandy Serrano	(1991-92)
T.R. Marcinczyk	(1993)
Mike Buttery	(1994)
Bryan Senior	(1996)
Shaun Koczczyński	(1997)
Mike Smalley	(1998-99)
Tony Richie	(2001-03)
Frank Radziwon	(2004)
Tony Thomas, Jr.	(2005-07)
James Ramsey	(2009-12)
JJ Gould	(2013)

24

LaDon Boyd	(1967)
John Keith	(1970-71)
Jim Foxwell	(1972)
Steve Tebbetts	(1973)
Bob Jordan	(1974)
Mike McLeod	(1975-77)
Mark Gilbert	(1978)
Ron Bartlett	(1979)
David Fannin	(1981-83), Coach
Rick Hatcher	(1984), Coach
Barry Blackwell	(1985-88)
Eduardo Perez	(1989-91)
Clint Hendry	(1993-94)
Josh Adeeb	(1995)
Wes Crawford	(1996,98)
Jimmy Bonenberger	(1997)
Eric Roman	(1999-02)

Derrick Smith	(2003-04)
Dennis Guinn	(2005-08)
Brian Busch	(2009-12)
Marcus Davis	(2013)

25

Eddie Howell	(1966)
Lance Hitchcock	(1967)
Roy Mewbourne	(1970-71), Coach
Larry Lee	(1973)
John Drews	(1974)
Terry Kennedy	(1975-77)
Ricky Stuart	(1978)
John Wolfer	(1979-80)
Jamey Shouppe	(1981-82)
Doug Little	(1983-86)
Michael Stubbs	(1989)
Joel Desquin	(1990), Coach
Brian Rhees	(1991-92), Coach
Doug Mientkiewicz	(1993-95)
Jeremiah Klosterman	(1996-99)
Nick Rogers	(2001-02)
Raul Rodriguez	(2004)
Michael Hyde	(2005-07)
Mike McGee	(2008-11)
Brett Knief	(2013)

26

Tom Whittacker	(1967)
Tom Henson	(1969)
Bob Smith	(1970-71), Coach
Bill Horne	(1973-74)
John Nicholas	(1975)
Jim Miller	(1976-78)
Ken Smith	(1979-80)
Mark Lacy	(1981-82)
Tom Zoeller	(1983-86)
Mike Rudi	(1987-88)
Matt Clements	(1989)
Jon Bolin	(1990-91)
John Cook	(1992)
Danny Kanell	(1993-94)
Zach Diaz	(1996-99)
Scott Boyd	(2000-01)
Kevin Lynch	(2002-05)
Jimmy Marshall	(2006-09)
Scott Sitz	(2010-13)

27

David Cook	(1967)
Jeff Hogan	(1969)
Pat Osburn	(1970)
Dave Fernald	(1971-73)
Dave Brown	(1974)
Danny Owen	(1975-76)
Kevin Brooks	(1978)
Don Milner	(1979)
Jeff Gray	(1981-84)
Joe Pacetti	(1985)
Mike Brady	(1987-90)
Terrell Buckley	(1991)
Danny Dichter	(1993)

Steve Nedeau	(1994-96)
Brian Cox	(1997-98)
Ryan Barthelemy	(1999-02)
Daniel Wardell	(2003-05)
Caleb Graham	(2006-07)
Elih Villanueva	(2008)
D'Vontrey Richardson	(2009)
Stuart Tapley	(2010-11)
Ryan Valdes	(2013)

28

John Mason	(1967)
Mike Easom	(1969)
Doug Kasimier	(1970-71)
Rick Colzie	(1972)
Karl Szymanski	(1974)
Danny O'Brien	(1975)
Mike Bretz	(1976-79)
Terrell Buckley	(1990)
Dean Vinson	(1995)
Mike Martin, Jr.	(1998-07), Coach
Tyler Everett	(2008-11)
Lee Howard	(2012-13)

29

Chester Cole	(1966)
Jeff Hill	(1967,69)
Mike Leber	(1971)
Jim Foxwell	(1973-75)
Dave Cooper	(1976)
John McKnight	(1978)
Mike Fuentes	(1979-81)
Bobby Alexander	(1982)
Chris Pinder	(1984)
Eric McNitt	(1985)
Chris Pollack	(1986-87)
David Sorokowski	(1988-89)
Brad Gregory	(1990)
LaWhit Lizzmore	(1991-92)
Billy Lawrence	(1993)
Tim Miller	(1994)
Bryan Senior	(1995)
Billy Brown	(1996)
Mike DiBlasi	(1997-00)
Richie Smith	(2001-02)
Eddie Cannon	(2003-04)
Barrett Browning	(2005-06)
Rod Delmonico	(2008), Coach
Rafael Lopez	(2009-11)

30

Howard Wood	(1967)
Herb Sikes	(1971-72)
Danny O'Brien	(1973-74)
Bill Daniel	(1975)
Brad Prior	(1976)
Don Milner	(1978)
Rick Soffel	(1979)
Keith Parenteau	(1980)
Carl Ferraro	(1981-82)
Tommy Bryant	(1983)
Dru Kosco	(1984-85)

Ed Porcelli	(1986-87)
Ty Mueller	(1989-93)
Scott Bentley	(1994)
Nick Stocks	(1997-99)
Robby Read	(2001-02)
Blake Balkcom	(2003)
Brian Chambers	(2004-07)
Hunter Scantling	(2009-12)
Robby Coles	(2013)

31

Jim Helm	(1967)
John Keith	(1969)
David Marano	(1978)
Orson Mobley	(1982-83)
Paul Thomas	(1986-87)
Barry Johnson	(1988-89)
Bryan Harris	(1990-93)
David Yocum	(1994-95)
Scott Proctor	(1996-98)
Marshall McDougall	(1999-00)
Marc LaMacchia	(2001-03)
Jerrod Brown	(2005), Coach
Luke Tucker	(2006-07)
Ben Francis	(2008)
Ruairi O'Connor	(2009)
Kevin Jackson	(2010)
Gary Merians	(2011)

32

Bruce Pollock	(1967)
Dick Gold	(1969)
Jim Riley	(1978-79)
Allen Swindle	(1980-82)
Loren Levy	(1984)
Al Ashmont	(1985-86)
Michael Stubbs	(1988)
Gar Finnvid	(1989-90)
Dave Schumacher	(1991)
Paul Wilson	(1992-94)
Chuck Howell	(1995-97)
Matt Diaz	(1998-99)
Blair McCaleb	(2000-02)
Matt DiBlasi	(2003-06)
Casey Whitmer	(2007)
Matt Farel	(2008)
Sherman Johnson	(2009-12)
Ladson Montgomery	(2013)



ALL-TIME JERSEY NUMBERS

33

Ed Harris	(1967)
Craig Skok	(1969)
Kevin Rigby	(1978)
Rick Hatcher	(1979-81)
Mike McLeod	(1982-90), Coach
Justin Rigney	(1992)
Charles McQuaig	(1993-94)
Randy Niles	(1995-97)
David Kelly	(1998)
John Halliday	(1999-00)
Justin Lord	(2001)
Kyle Patrick	(2003)
Trent Jarvis	(2004-08)
Andrew Durden	(2010)
Connor Nolan	(2011)
Bryant Holtmann	(2012-13)

34

Bob Wooley	(1966)
Darrel Stewart	(1967)
John Franks	(1969)
Dick Howser	(1979), Head Coach
Keith Craig	(1980-81)
Tom Snyder	(1982)
Doug Treadway	(1983-84)
Paul Thomas	(1985)

35

Len Sullivan	(1967)
Dick Wiggins	(1979)
Keith Lyttle	(1989)
Jimmy Lewis	(1991)
Jim Rushworth	(1992)
Scooby Morgan	(1993-96)
Shawn McCorkel	(1997-98)
Mike Ziegler	(2000)
Brent Pearson	(2001)
Brent Marsh	(2002)
Hunter Jones	(2003-05)
Brent Marsh	(2006)
Nicholas Debacker	(2007)
Ryan Vigue	(2008-09)
David Trexler	(2010-11)
Hayden Jordan	(2013)

36

Mike Horn	(1969)
Robby Scott	(2010-11)
Kenny Burkhead	(2013)

37

Jim Helm	(1966)
Lane Green	(1967)
Mike Slade	(1969)
Jeremy Morris	(1994-97)
Chris Ginn	(1998-01)
Garrett Robinson	(2003), Coach
Mike Futrell	(2004), Coach
Neil Malpass	(2006-07)
Wil Breton	(2011)

Brandon Leibrandt (2012-13)

38

Craig Brown	(1969)
Ryan McArdle	(2006)
Stephen Cardullo	(2007-10)
Adam Simmons	(2011-12)

39

Jim Gurzynski	(1969)
Dick Wiggins	(1980)
Chris Cawthon	(1981-82)
Tony Blasucci	(1983)
Jay Drivas	(1984)
Roy Eppley	(1985)
Danny Harrell	(1986)
Mike Skoutelakis	(1987)
Gary Painter	(1989-90)
Jeff Tibbitts	(1991-92)
Derek Reams	(1993)
Chuck Howell	(1994)
J.D. Drew	(1995-97)
John-Ford Griffin	(1999-01)

40

Harry Greene	(1967)
Tom Richards	(1969), Coach
Danny Rosen	(2007)
Peter Miller	(2011-13)

41

Mike English	(1967)
Lane Chance	(1994)
Jon McDonald	(1997-00)

42

Dave Langston	(1967)
Mike Cullen	(1980-81)
Tom Sailor	(1982)
Buddy Shaw	(1983)
Dave Hanselman	(1984)
Bill Howard	(1985)
Chip Drobine	(1986)
Ron Spyker	(1987)
Phil Dannunzio	(1988-89)
Sid Cash	(1990-91)
Lazer Collazo	(1992), Coach
Jay Kearce	(1993), Coach
Tommy Stewart	(2002)
Undra Griggs	(2004)
William Jackel	(2005)
Pete Jenkins	(2006-07), Coach
Brian Hoop	(2009-10), Coach

43

Pete Roberts	(1967)
Brad Long	(1979)
Jay Keeler	(1980-82)
Vince Insogna	(1983-84)

Ed Fulton (1985-87)

Brad Gregory	(1989)
Jeff Tam	(1992-93)
Chris Tramel	(1996)
Clint Byrd	(1998)
Trent Peterson	(2001-03)
Brian Kelley	(2005-06)
Casey Smit	(2013)

44

Ronnie Traylor	(1979)
Tim Phillips	(1980-82)
Mike Loynd	(1983-86)
Bryan Campbell	(1987)
Bret Davis	(1988)
Pat Underhill	(1989)
John Nedeau	(1990-93)
Mike Bell	(1994-95)
Robert Tyree	(1996)
Scott Hudson	(1997-99)
Mark Culp	(2003)
Kris Castellanos	(2009)
Mack Waugh	(2011-12)
Jameis Winston	(2013)

45

Charlie Beverly	(1981)
Steve Gelmine	(1982-85)
Steve Taddeo	(1986-87)
Matt Clements	(1988)
Chris Brock	(1989-92)
George Otero	(1998)
Drew Stillely	(2003)
Alex Boston	(2004)
Josh Spivey	(2005-07)
Mike Meschke	(2009-10)

46

David Smalley	(1980-83)
Ray Revak	(1984-85)
Jon McFatter	(1987), Coach
Scott Steinitz	(1989-90)
Matt Lynch	(2000-03)
Jack Rye	(2005-08)
Matt Matulia	(2011-12), Coach

47

Ed Howser	(1980-81)
Loren Levy	(1982)
Steve Winterling	(1986-91), Coach

49

Ken Fischer	(1979-81)
Al Moreya	(1983)
Shawn Troxel	(1987)
Frank Martello	(1988), Coach
Scott Edwards	(1989-90)
Charlie Cruz	(1992-94)

51

Steve Butler	(1994-95)
Reggie Griggs	(1997)
Glen Simon	(2003-05)
Scott Thorson	(2007)
Brandon Johnson	(2011-13)

53

Jose Brizuela	(2012-13)
----------------------	------------------

Active returners in bold.



17 CONFERENCE CHAMPIONSHIPS ~ 7 STRAIGHT ACC ATLANTIC DIVISION TITLES

ALL-TIME COACHING RECORDS

ALL-TIME RECORD: 2,670-982-10 (.730)



1948-51
CHARLIE ARMSTRONG

YEAR	W-L-T	PCT
1948	9-8-0	.529
1949	11-8-0	.579
1950	13-7-0	.650
1951	13-6-0	.684
TOTALS	46-29-0	.613



1952-54
RALPH MATHERLY

YEAR	W-L-T	PCT
1952	17-4-0	.810
1953	13-10-1	.563
1954	13-8-0	.619
TOTALS	43-22-1	.659




1955-63
DANNY LITWHILER

YEAR	W-L-T	PCT
1955	17-6-1	.729
1956	25-7-0	.781
1957	22-9-0	.710
1958	20-7-0	.741
1959	22-11-0	.667
1960	13-9-0	.591
1961	21-7-0	.750
1962	23-14-0	.622
1963	27-13-0	.675
TOTALS	190-83-1	.695



1964-68
FRED HATFIELD

YEAR	W-L-T	PCT
1964	23-13-0	.639
1965	32-11-1	.739
1966	39-13-0	.750
1967	30-14-0	.682
1968	35-6-0	.854
TOTALS	159-57-1	.735




1969-74
JACK STALLINGS

YEAR	W-L-T	PCT
1969	39-12-1	.760
1970	49-9-1	.839
1971	41-16-0	.719
1972	45-23-0	.662
1973	38-21-0	.644
1974	37-25-0	.597
TOTALS	249-106-2	.700



1975-78
WOODY WOODWARD

YEAR	W-L-T	PCT
1975	49-10-0	.831
1976	40-16-0	.714
1977	37-13-0	.740
1978	44-18-0	.710
TOTALS	170-57-0	.749



1979
DICK HOWSER

YEAR	W-L-T	PCT
1979	43-17-1	.713



1980-PRESENT
MIKE MARTIN

YEAR	W-L-T	PCT
1980	51-12-0	.810
1981	56-23-0	.709
1982	56-17-1	.764
1983	55-18-1	.750
1984	55-29-0	.655
1985	59-23-0	.720
1986	61-13-0	.824
1987	55-18-0	.753
1988	50-18-1	.714
1989	54-18-0	.750
1990	57-15-0	.792
1991	57-14-0	.803
1992	49-21-0	.700
1993	46-19-0	.708
1994	53-22-0	.707
1995	53-16-0	.768
1996	52-17-0	.754
1997	50-17-0	.746
1998	53-20-0	.726
1999	57-14-0	.803
2000	53-19-0	.736
2001	47-19-0	.712
2002	60-14-0	.811
2003	54-13-1	.801
2004	45-23-0	.662
2005	53-20-0	.726
2006	44-21-0	.677
2007	45-13-0	.776
2008	54-14-0	.794
2009	45-18-0	.714
2010	48-20-0	.706
2011	46-19-0	.708
2012	50-17-0	.746
2013	47-17-0	.734
TOTALS	1,770-611-4	.743

MIKE MARTIN'S ALL-TIME ASSISTANT COACHES

Chip Baker	1985-02	Pete Jenkins	2006-07
Mike Bell	2012-present	Greg Jones	1983
Jerrod Brown	2004-05	Jay Kearce	1993
Chris Cates	2013	Frank Martello	1988
Lazer Collazo	1992	Mike Martin, Jr.	1998-present
Rod Delmonico	1984-89, 2008	Matt Matulia	2011-12
David Fannin	1981-83	Kevin McCray	1994-95
Bill Fuller	1980	Joe McFarland	1982
Mike Futrell	2003-04	Jon McFatter	1987
Randy Gailey	1982-84	Mike McLeod	1982-89
Rick Hatcher	1984	Jim Morris	1980-81
Keith Hendry	1981	Jack Niles	1996-97
Bryan Henry	2014-present	Brian Rhees	1991-92
Brian Hoop	2009-10	Jamey Shoupe	1990-11
Link Jarrett	2002-03	Steve Winterling	1986-91




GOLDEN SPIKES AWARD

The Golden Spikes is presented annually to the top amateur baseball player in the country as selected by a special committee for the United States Baseball Federation.

For the past 36 years, USA Baseball has honored the top amateur baseball player in the country with the Golden Spikes Award (see winners box). The award is presented each year to the player who exhibits exceptional athletic ability and exemplary sportsmanship. Past winners of this prestigious award include Major League Baseball stars Stephen Strasburg, Jered Weaver, Tim Lincecum, David Price and Florida State's Buster Posey.

The Golden Spikes Award is sponsored by Major League Baseball underscoring the commitment of the league to the grassroots development of baseball programs, particularly for youth, around the world.

USA Baseball is the national governing body of amateur baseball in the United States. The organization selects and trains the USA Baseball National Team, the USA Baseball Junior National Team (18-under), and the USA Baseball Youth National Team (16-under), which participate in various national and international competitions each year.



Mike Fuentes
Outfielder - 1981

MIKE FUENTES' PROFILE

POSITION: CENTER FIELD
BATS: RIGHT **THROWS:** RIGHT
SCHOOL: FLORIDA STATE
HEAD COACH: MIKE MARTIN
BORN: JULY 11, 1958
HOME: CORAL GABLES, FL


CAREER STATISTICS

YEAR	TEAM	G	AVG	AB	R	H	2B	3B	HR	RBI	BB	SO	SB
1978	FSU	8	.333	6	5	2	1	0	0	2	3	1	0
1979	FSU	61	.366	213	63	78	13	3	16	20	23	46	43
1980	FSU	61	.408	233	84	95	12	3	21	79	9	34	46
1981	FSU	78	.353	300	92	106	10	0	27	83	53	45	22
TOTALS		208	.365	752	244	281	36	6	64	184	88	126	111

AMATEUR HIGHLIGHTS

- 1981 Drafted 2nd Round by Montreal Expos
- 1980-81 Broke NCAA Career Home Run Record – 64 HR
- 1981 ABCA, Baseball America, and Sporting News All-American
- 1981 Metro Conference Tournament MVP
- 1981 All-Metro Conference
- 1980 ABCA & Sporting News All American
- 1980 First Florida State player to hit .400 in a season
- 1980 College World Series
- 1980 Metro Conference Tournament MVP
- 1980 All-Metro Conference

GOLDEN SPIKES AWARD WINNERS		
2013	Kris Bryant	San Diego
2012	Mike Zunino	Florida
2011	Trevor Bauer	UCLA
2010	Bryce Harper	Southern Nevada
2009	Stephen Strasburg	San Diego State
2008	Buster Posey	Florida State
2007	David Price	Vanderbilt
2006	Tim Lincecum	Washington
2005	Alex Gordon	Nebraska
2004	Jered Weaver	Long Beach State
2003	Rickie Weeks	Southern
2002	Khalil Greene	Clemson
2001	Mark Prior	Southern California
2000	Kip Bouknight	South Carolina
1999	Jason Jennings	Baylor
1998	Pat Burrell	Miami
1997	J.D. Drew	Florida State
1996	Travis Lee	San Diego State
1995	Mark Kotsay	Cal State Fullerton
1994	Jason Varitek	Georgia Tech
1993	Darren Dreifort	Wichita State
1992	Phil Nevin	Cal State Fullerton
1991	Mike Kelly	Arizona State
1990	Alex Fernandez	Miami-Dade South
1989	Ben McDonald	Louisiana State
1988	Robin Ventura	Oklahoma State
1987	Jim Abbott	Michigan
1986	Mike Loynd	Florida State
1985	Will Clark	Mississippi State
1984	Oddibe McDowell	Arizona State
1983	Dave Magadan	Alabama
1982	Augie Schmidt	New Orleans
1981	Mike Fuentes	Florida State
1980	Terry Francona	Arizona
1979	Tim Wallach	Cal State Fullerton
1978	Bob Horner	Arizona State



Mike Loynd
Pitcher - 1986

MIKE LOYND'S PROFILE

POSITION: PITCHER
BATS: RIGHT **THROWS:** RIGHT
SCHOOL: FLORIDA STATE
HEAD COACH: MIKE MARTIN
BORN: MARCH 26, 1964
HOME: SHORT HILLS, NJ

CAREER STATISTICS

YEAR	TEAM	APP	GS	CG	W-L	IP	R	ER	H	BB	SO	ERA
1984	FSU	26	15	2	12-3	108	73	56	106	46	79	4.68
1985	FSU	20	19	1	13-4	119	56	46	103	63	113	3.47
1986	FSU	25	24	5	20-3	165	63	45	136	57	223	2.45
TOTALS		71	58	8	45-10	392	192	147	345	166	415	3.37

AMATEUR HIGHLIGHTS

- 1986 Major League Debut: July 24, 1986
- 1986 Drafted 7th Round by Texas Rangers
- 1986 Led nation with a Florida State school record 223 strikeouts
- 1986 Florida State record 20 wins
- 1986 College World Series Runner Up
- 1986 Baseball America Player/Pitcher of the Year
- 1986 Consensus All-American
- 1986 Metro Conference Tournament MVP
- 1985 Drafted 12th round by Baltimore Orioles
- 1985 All-Metro Conference Team
- 1984 US Olympic Team Alternate




17 CONFERENCE CHAMPIONSHIPS ~ 7 STRAIGHT ACC ATLANTIC DIVISION TITLES


GOLDEN SPIKES AWARD



J.D. Drew, Mike Martin, Mike Fuentes and Mike Loynd



Buster Posey
Catcher - 2008



J.D. Drew
Outfielder - 1997

J.D. DREW'S PROFILE

POSITION: OUTFIELDER
BATS: LEFT **THROWS:** RIGHT
SCHOOL: FLORIDA STATE
HEAD COACH: MIKE MARTIN
BORN: NOVEMBER 20, 1975
HOME: HAHIRA, GA

CAREER STATISTICS

YEAR	TEAM	G	AVG	AB	R	H	2B	3B	HR	RBI	BB	SO	SB
1995	FSU	64	.325	209	54	68	7	3	17	63	36	54	11
1996	FSU	69	.386	241	90	93	17	5	21	94	55	53	10
1997	FSU	67	.455	233	106	110	15	5	31	100	84	37	32
TOTAL		200	.388	683	250	271	39	13	69	257	175	144	53

AMATEUR HIGHLIGHTS

- 1997 Second overall pick in MLB Draft by Philadelphia Phillies
- 1997 Dick Howser Award winner
- 1997 Broke 17 Florida State and ACC offensive records
- 1997 Triple-Triple (100 Hits – 100 Runs – 100 RBI)
- 1997 College baseball's first 30 HR – 30 SB season
- 1997 Baseball America, Collegiate Baseball and Sporting News National Player of the Year
- 1997 Consensus First Team All-American
- 1997 ACC Player of the Year
- 1996 Voted CWS 50th Year Team
- 1996 Florida State record 34-game hitting streak (at the time)
- 1996 Member of Team USA
- 1996 First Team All-ACC
- 1996 First Team All-American
- 1995 Freshman All-American
- 1995 CWS All Tournament Team

BUSTER POSEY'S PROFILE

POSITION: CATCHER
BATS: RIGHT **THROWS:** RIGHT
SCHOOL: FLORIDA STATE
HEAD COACH: MIKE MARTIN
BORN: MARCH 27, 1987
HOME: LEESBURG, GA

CAREER STATISTICS

YEAR	TEAM	G	AVG	AB	R	H	2B	3B	HR	RBI	BB	SO	SB
2006	FSU	65	.346	246	58	85	14	2	4	48	38	45	9
2007	FSU	62	.382	246	66	94	21	2	3	65	32	27	4
2008	FSU	68	.463	257	89	119	21	4	26	93	57	29	5
TOTALS		195	.397	749	213	298	56	8	33	206	127	101	18

AMATEUR HIGHLIGHTS

- 2008 Fifth overall pick in MLB First Year Player Draft to San Francisco Giants
- 2008 Winner of the Golden Spikes Award, Dick Howser Trophy, Brooks Wallace Award and Johnny Bench Award
- 2008 Baseball America, Collegiate Baseball and Rivals.com National Player of the Year
- 2008 ACC Player of the Year, All-ACC First Team, ACC All-Tournament Team
- 2008 NCAA Tallahassee Regional Most Outstanding Player, All-Region team
- 2008 Set FSU single-season batting average at .463
- 2008 ACC triple crown winner – .463 AVG, 26 HR, 93 RBI
- 2008 Consensus First Team All-American
- 2008 Winner of the Rawlings Gold Glove Award at catcher
- 2008 CoSIDA/ESPN the Magazine Academic Player of the Year
- 2008 First Team Academic All-American
- 2008 ACC Baseball Scholar Athlete of the Year, ACC Academic Team, ACC Honor Roll
- 2008 Team captain
- 2007 Collegiate Baseball First Team All-American
- 2007 Finalist for the Johnny Bench Award
- 2007 All-ACC First Team
- 2007 NCAA Tallahassee All-Region team
- 2006 Louisville Slugger Freshman All-American
- 2006 ACC All-Tournament Team





NATIONAL PLAYERS OF THE YEAR




Mike Fuentes
1981



Shane Robinson
2005



J.D. Drew
1997



Tony Thomas Jr.
2007



James Ramsey
2012




Terry Kennedy
1977



Buster Posey
2008



Jeff Ledbetter
1982



Mike Loynd
1987




WHERE LEGACIES ARE WRITTEN



17 CONFERENCE CHAMPIONSHIPS ~ 7 STRAIGHT ACC ATLANTIC DIVISION TITLES


FIRST TEAM ALL-AMERICANS



DICK HOWSER 1957-58


The first All-American in Florida State history, Dick Howser led FSU into the District III Playoffs each season from 1956-58, and to the District Championship in 1957. This brilliant shortstop was named All-Region in 1957 and '58 and earned All-America recognition from the ABCA both of those years. In 1956, Howser's .422 batting average

set a Florida State season mark. He played professional baseball for Kansas City, Cleveland and the New York Yankees and returned to coach his alma mater to a 43-17-1 record in 1979.




BUDDY TEAGLE 1962

Buddy Teagle, the catcher for the 1962 Seminoles, was honored with ABCA All-America status after a fine offensive and defensive year. He proved to be a threat both at and behind the plate. At the plate, Teagle boasted a .325 batting average. Behind the plate his rifle arm was a threat to all potential base stealers.



MIKE AUGUSTINE 1963

Mike Augustine is literally a Seminole success story. In the 1962 season, he never saw regular playing time until tournament time. The next season, the centerfielder broke a school record for most hits in a season with 58. This 5-9, 150-pound All-American led Florida State to the District III title and a trip to the College World Series.



KEN SUAREZ 1964

For the second time in three seasons, the Seminoles boasted an All-America catcher. In 1962, Buddy Teagle was named All-America and in 1964, Ken Suarez was named to the first team Coaches All-America team. Suarez was the leader of the 1964 Seminoles. He led the team in five offensive departments, including batting average as he hit .404.



JIM LYTTLE 1966


In 1966, Jim Lyttle was named a first team All-American by The Sporting News and the American Baseball Coaches Association. He was also an All-District III NCAA selection. That year, Lyttle rewrote Florida State slugging records. His 13 home runs, 51 RBIs and 131 total bases set school records that lasted for years. He was also a fine

defensive outfielder with an arm like a rifle. He played professional baseball with the Yankees, White Sox and Expos.




DICK GOLD 1969

Dick Gold, the team co-captain for the 1969 Seminoles, set many Florida State batting records. His 20 career doubles, 83 career RBIs, 151 career hits and 98 career runs either tied or surpassed the school records of the day. The nine triples he hit in 1969 remains a Florida State mark. Gold was a first team ABCA All-American and a District III team selection.




DICK NICHOLS 1970

Dick Nichols was the leading hitter on the 1970 national runner-up Seminole team that boasted four All-Americans. His batting average of .338 was just above fellow All-American Ron Cash's .335. Nichols, the second baseman for the Tribe, was selected to the All-District III team and earned All-America recognition from The Sporting News.



GUILLERMO (JUAN) BONILLA 1976


The third baseman for the 1976 Tribe team that went 40-16 under Head Coach Woody Woodward, Guillermo (Juan) Bonilla garnered first team All-America honors from the Coaches Association for his offensive and defensive prowess. Bonilla, a native of Rip Piedras, Puerto Rico, hit nearly .350 for the 1976 Seminoles and ranked second only to fellow All-American Terry Kennedy in RBI and runs scored.



TERRY KENNEDY 1976-77

The Sporting News Player of the Year


Swinging his big bat or crouched behind the plate, Terry Kennedy gave Florida State his best. From 1975-77, he drove in 122 runs and clouted 32 homers. His 64 RBIs, 21 home runs and .810 slugging average were school records in 1976. He earned 1976 All-Region and 1977 All-Metro honors. In both 1976 and '77, he was named a first team All-American by The Sporting News and added Most Valuable Player recognition from the magazine in 1977.



JIM WEAVER 1980

Jim Weaver, the Seminole leftfielder in 1980, was second only to fellow outfielder Mike Fuentes in batting. Weaver's numbers, .372 batting average and 18 home runs, fit perfectly into a powerful hitting team which boasted five players who hit above .350. Weaver also had a team-high 28 stolen bases. He was a member of the All-Metro

Conference first team, as well as an All-American by The Sporting News.



MIKE FUENTES 1980-81


Golden Spikes Award

Mike Fuentes went from being cut from the Seminole team to winning the Golden Spikes Award in 1981, symbolizing college baseball's best player. He was FSU's third two-time All-American (ABCA) and also earned first-team recognition from Baseball America. He became the first

Seminole to hit .400 in a season when he batted .408 as a junior while leading Florida State into the 1980 College World Series. Fuentes capped a brilliant career with a senior season that included 27 home runs, 81 RBIs and a .360 average. During that year, he broke the NCAA career home run mark, finishing his career with 64.



FIRST TEAM ALL-AMERICANS



JEFF LEDBETTER 1981-82


The Sporting News Player of the Year
Baseball America Player/ Pitcher of the Year

Jeff Ledbetter was nicknamed "Tree Tops" for his monumental blasts into the pine trees behind the right-field wall at Seminole Field. Ledbetter set NCAA and FSU records in almost every offensive category, including home runs in a season (42), career home runs (97), home runs in a game (4), career RBIs (346), total bases in a season (273) and career total bases (346). Ledbetter ended an outstanding 1982 season by being named All-Metro, All-Metro Tournament, Metro Player of the Year, consensus All-American and The Sporting News and Baseball America Player of the Year.



FRANK FAZZINI 1985


A powerful slugger, Frank Fazzini posted outstanding numbers during the 1985 season. His remarkable batting average of .413 was padded with other great statistics including 33 home runs and 118 RBIs. Fazzini's offensive skills made him a first team All-America choice by the Coaches Association and Baseball America, as well as a member of the All-Metro Conference and All-Metro Tournament teams.



LUIS ALICEA 1986

Florida State's second baseman in 1986, Luis Alicea literally raked in the awards. He was named to All-America teams by The Sporting News and Baseball America, was the MVP of the NCAA South II Regional Tournament and earned recognition on the College World Series All-Tournament team. With a batting average of .392 and a fielding

percentage of .945, Alicea was dangerous both offensively and defensively. These skills made him an integral member of the Seminoles' College World Series runner-up team.



MIKE LOYND 1986

Golden Spikes Award
Baseball America Player/ Pitcher of the Year

Pitcher Mike Loynd, who led the Seminoles to a 61-13 record and a second place finish in the College World Series, was named the 10th recipient of the Golden Spikes


Award in 1986. Loynd won the award after compiling a 20-3 record in a stellar senior season. Loynd was a master at fooling opposing batters, striking out 223 of them. Because of his tremendous numbers, Loynd was a first team ABCA and Baseball America All-American, as well as the Metro Tournament MVP.



RICHIE LEWIS 1986-1987

Richie Lewis, a pitcher from Muncie, Ind., was a fiery strikeout artist who mystified opposing batters. From 1985-87, Lewis struck out 520 batters in 392.2 innings of play. This not only remains a Seminole all time record, but ranks second in the NCAA record book. In 1987, he was chosen to the ABCA, The Sporting News and Baseball America

All-America teams.




PEDRO GRIFOL 1991

Pedro Grifol, an All-America catcher, epitomized the spirit of the 1991 College World Series squad. Always competitive, Grifol posted a .344 batting average and a near-perfect .998 fielding average. He led the squad in RBIs with 80 and in home runs with 16. Grifol, a three-year starter at catcher, proved a great target for Seminole pitchers. His ability to frame a pitch and provide leadership behind the plate gave his Florida State teammates a player they could look up to.



CHRIS ROBERTS 1992

Chris Roberts, one of the highest draft picks to ever attend Florida State, was a three year starter in the outfield and on the mound for the Seminoles from 1990-92. Roberts was a 1992 Collegiate Baseball All-American, as well as an All-ACC selection. The Middleburg, Fla., product racked up numerous awards at Florida State, including the 1991 Metro Conference Player-of-the-Year. Roberts hit .301, smashing 32 homeruns and driving in 175 runs. As a pitcher, Roberts posted a 23-8 record with 202 strikeouts. While at Florida State, Roberts started in leftfield for the USA National Team in the summer of 1991 and again at the 1992 Olympic Games in Barcelona. Roberts was selected in the first round of the 1992 June draft, and later signed with the New York Mets.



PAUL WILSON 1994

All-American Paul Wilson made Florida State history by becoming the highest Seminole ever chosen in any professional sport draft, when the right-handed pitcher was named the first overall pick in the 1994 Major League Baseball Amateur Draft. Wilson was selected to the Baseball America and National Collegiate Baseball Writers

Association All-American teams, in addition to being tagged All-Atlantic Coast Conference. The Orlando native capped his FSU career by being named one of nine finalists for the Golden Spikes award, presented annually to the top amateur baseball player in the country. Wilson compiled a 27-11 record at FSU with a 2.77 ERA. Along the way he struck out 299 in 304.2 innings of work. Wilson established himself as the ace of the 1993 Team USA pitching staff, starting in nine games.



JONATHAN JOHNSON 1995


Jonathan Johnson led Florida State to its first ever Atlantic Coast Conference championship, as he was named Most Valuable Player of the 1995 tournament for his outstanding performance. Johnson, a 1995 Baseball America All-American, also garnered All-ACC honors. He struck out 391 batters in his career, which ranks fourth on the all-time

ACC career list. Johnson compiled a 34-5 record and 2.62 ERA in three years as a starter for the Seminoles. The native of Ocala, Fla., was also chosen as a finalist for the Golden Spikes Award, presented each year to the nation's top amateur baseball player. Johnson was the seventh pick of the 1995 June draft by the Texas Rangers.



17 CONFERENCE CHAMPIONSHIPS ~ 7 STRAIGHT ACC ATLANTIC DIVISION TITLES

FIRST TEAM ALL-AMERICANS




J.D. DREW*
1996-1997

Golden Spikes Award
Collegiate Baseball Player of the Year
The Sporting News Player of the Year
Baseball America Player of the Year

J.D. Drew rewrote history as he established himself as one of the best hitters in college baseball. Drew was a consensus


1st Team All-American after becoming the only player in Division I baseball history to hit 30 home runs and steal 30 bases. He was named Player of the Year by Baseball America, Collegiate Baseball, The Sporting News, and the Atlantic Coast Conference and received the Dick Howser Award given by the American Baseball Coaches Association. Drew was also crowned the Golden Spikes Award winner, given by USA Baseball to the best amateur baseball player. He batted a FSU record .455 in 1997, while becoming one of just three players in Division I college baseball history to record a triple-triple — 100 hits, 100 runs, 100 RBI. Drew broke a total of 17 Florida State and ACC records including FSU season batting average, FSU & ACC career slugging percentage and ACC season and career home runs. Drew highlighted his junior campaign with an FSU record 34-game hitting streak during which he batted .524 with 20 home runs and 62 RBI. Drew was the second pick of the 1997 draft by the Philadelphia Phillies.



JEREMY MORRIS
1997

Jeremy Morris turned in a record-breaking year after returning for his senior season despite being drafted in the ninth round after his junior year. Morris became the Atlantic Coast Conference all-time RBI leader as he finished his senior campaign with 273 in his career. He also

set a new Florida State career doubles record with 78. Morris was selected a 1st Team All-American by Baseball America and The Sporting News, and earned 2nd Team honors from Collegiate Baseball, the ABCA and the NCBWA. He also earned All-ACC for the second consecutive season and was named the ACC Tournament Most Valuable Player for his performance in the Seminoles' 1997 conference championship. Morris led Florida State and the ACC in RBIs with 116. He batted .356 with 25 home runs, 22 doubles and 25 stolen bases. Morris was named to both the ACC and NCAA East Regional All-Tournament Teams and was selected ACC Player of the Week three times in 1997.



BRIAN COX
1998

Brian Cox will be remembered as one of the most consistent hitters in Florida State history after ending his senior season on a 25-game hitting streak. The senior centerfielder earned 1st Team All-America distinction from the American Baseball Coaches Association and 1st Team All-ACC honors after leading the Seminoles with a .393 average, 18

home runs and 87 RBI. Cox batted .682 with four home runs and 15 RBI in the NCAA Atlantic II Regional and garnered NCAA Regional All-Tournament Team honors as he led the Seminoles back to the College World Series. He also set a new Florida State record with 10 consecutive hits in the Liberty, Delaware, and Oklahoma games in regional play. Cox finished the year with 27 doubles for third place on the FSU single-season chart. He was also named to the 2nd Team NCBWA Super Team, ACC All-Tournament Team and 1st Team ABCA All-Atlantic Region Team. Cox earned Atlantic Coast Conference Player of the Week honors three times during the season.




MATT DIAZ
1998, 1999

The Sporting News Freshman of the Year

Matt Diaz followed up one of the most impressive freshman seasons in FSU history with another outstanding campaign as a sophomore in 1999. Diaz was named The Sporting News Freshman of the year after hitting .390 with 22 home runs and 84 RBI. The Freshman All-American

was named the 1998 NCAA Atlantic II Regional MVP and hit four home runs in one of those games against Oklahoma. As a sophomore in 1998, Diaz earned first team All-America recognition from the ABCA and NCBWA after hitting .379 with 21 home runs and 94 RBI. With a career batting average of .384, Diaz ranked second only to J.D. Drew on the FSU all-time chart at the end of his career. His career slugging percentage of .700 is sixth in school history and his 43 home runs rank 10th.



CHRIS CHAVEZ
1999

In four seasons as a Seminole, Chris Chavez will be remembered for his ability to step on the mound in any situation and come through with a win. His performance as both a starter and a reliever at the 1999 College World Series will go down as one of the best efforts in FSU history. Chavez, named to the CWS All-Tournament team,


got two of the Seminoles' four wins in Omaha and also recorded a save. He was a first team All-ACC selection and was named a NCBWA first team All-American following a senior year in which he went 8-5 with a 2.17 ERA and totaled five saves. Chavez was also named to the NCAA Tallahassee All-Tournament team. He left FSU third all-time in appearances (109), third in relief appearances (85), sixth in strikeouts (312) and sixth in saves (13).



MARSHALL MCDOUGALL*
1999

In his first year as a Seminole, Marshall McDougall became a household name in the baseball circles around the country. McDougall's six home run, 16 RBI, 25 total base performance at Maryland on May 9, 1999 shattered NCAA single game records in all three categories. It wasn't just a one game season for McDougall as he went on to win

the ACC triple crown and ACC Player of the Year honors with a .419 batting average, 106 RBI and 28 home runs. He started all 71 games and led the nation in RBI and hits (126). The Most Outstanding Player at the College World Series, McDougall was a consensus first team All-American and a Golden Spikes and NCBWA/Dick Howser Player of the Year finalist. In the FSU all-time record book, McDougall's 1999 season ranked among the top five in eight individual categories — hits, runs, runs batted in, home runs, doubles, total bases, batting average and slugging percentage.



NICK STOCKS
1999

The ace of Florida State's national championship runner-up team as a sophomore in 1999, Nick Stocks went 13-2 with a 3.25 ERA and 139 strikeouts. Stocks was recognized as a first team All-American by Collegiate Baseball and the NCBWA. He was a member of one of the top Seminole pitching staffs in school history that ended the year third in

the country with a team ERA of 3.18. His single season total of 139 strikeouts is seventh all-time at FSU, while his 20 career starts are tied for sixth. Stocks played on Team USA following a freshman year in which he led the ACC with a 2.35 ERA. A two-time All-ACC first team selection, Stocks was a supplemental first round draft pick of the St. Louis Cardinals in 1999.



FIRST TEAM ALL-AMERICANS




JOHN-FORD GRIFFIN* 2001

One of the top hitters in school history, John-Ford Griffin was named a consensus All-American outfielder as a junior. Griffin led the 2001 Seminoles with a .450 batting average, 19 home runs, 30 doubles and 75 RBI. He was named the ACC Player of the Year and was one of five finalists for the Golden Spikes Award. Griffin's .427 career batting average not only broke J.D. Drew's former school mark of .391, but was also the best in ACC history and the 16th-best in NCAA history. He was named to the ACC All-Tournament team and was voted the most outstanding player at the NCAA Regional in Tallahassee. Griffin signed with the New York Yankees after being drafted with the 23rd pick in the first round of the 2001 MLB Draft.



RYAN BARTHELEMY 2002

The leader of Florida State's 2002 squad, third baseman Ryan Barthelemy put together an outstanding senior season and was named a first team All-American by Collegiate Baseball and the ABCA. He was a first team All-ACC selection and was named to the ACC All-Tournament team as FSU won both the ACC regular season and tournament titles. The Miami native batted .357 and led the team with 17 home runs and 94 RBI. Barthelemy and the 2002 team compiled a 60-14 record and put together a school record 25-game winning streak. The Seminoles also swept Miami and Clemson on the road for the first time in the history of the program. His 33-game hitting streak came up one short of J.D. Drew's record. Barthelemy ended his Florida State career among the school's all-time top five in home runs and RBI. He was selected in the 10th round of the 2002 MLB Draft by the Philadelphia Phillies.



TONY RICHIE 2002

Catcher Tony Richie was named a first team All-American by Baseball America in 2002. A freshman All-American in 2001, Richie followed up with a great sophomore season as he hit .353 with 13 home runs and 75 RBI. He earned Louisville Slugger National Player of the Week honors after going 9-for-14 with four homers and eight RBI in FSU's first-ever sweep at Clemson. He was named the MVP of the NCAA Regional in Tallahassee after hitting .667 (8-for-12) with a .917 slugging percentage. Richie was a first team All-ACC selection and was voted to the ACC All-Tournament team as he helped the Seminoles take home the 2002 ACC championship with a 5-0 record. The Jacksonville native led the team with 27 multi-RBI games on the season.



EDDY MARTINEZ-ESTEVE* 2004

A consensus All-American selection in 2004, Martinez-Esteve came up just two RBI shy from becoming the second Triple Crown winner in ACC baseball history. He led FSU in eight major offensive categories as a sophomore: batting average (.385); slugging percentage (.707); hits (104); RBI (82); doubles (24); home runs (19); total bases (191) and plate appearances (315). Martinez-Esteve hit a team-best .535 vs. left-handed pitchers and also led the squad with a .413 average with runners on base. He batted 1.000 with the bases loaded and collected 25 two-out RBI. His 33 multi-hit games and 21 multi-RBI games were both team-leading marks in 2004. He was named ACC Player of the Week once, selected to the 2004 ACC All-Tournament Team and named to the Dairy Queen Classic All-Tournament team.



SHANE ROBINSON* 2005

Collegiate Baseball Player of the Year

Collegiate Baseball's National Player of the Year in 2005, Shane Robinson put together one of the most remarkable seasons in Seminole baseball history earning consensus first team All-American honors. The Tampa native was just the fifth consensus first team All-American in FSU history and was a candidate for every national player of the year honor. Robinson enjoyed a school record 40-game hitting streak that garnered the sophomore national attention including a resolution passed by the Florida House of Representatives recognizing the streak. It was the ninth longest streak ever in Division I baseball and the second longest in ACC history. After the streak came to an end, the sophomore went on to reach base safely in 17 more games giving him a 57-game streak of reaching base. Robinson became the first player in FSU history to record 100 hits and steal 40 bases in the same season in 2005 and he was also the first player in the nation to reach the 100-hit plateau that year. He led the nation in hits (122) and runs scored (96) as he was one of only two players to finish the season ranked first nationally in two offensive categories. The outfielder finished the season ranked in the top five nationally for hits (122), runs (96), on base percentage (.532), doubles (25), steals (49), steal attempts (56), games played (73) and games started (73) as he was the only player in America to finish in the top five in hits, runs, doubles and stolen bases. Robinson also ranked in the top 10 nationally for walks (57), total bases (173), and batting average (.427). No player in America finished 2005 ranked in the top five of more offensive categories than Robinson.



BRYAN HENRY 2007

The 2007 ACC Pitcher of the Year and All-ACC first team honoree for the third consecutive season, Henry was named a first team All-American by Collegiate Baseball. The senior right hander was a semifinalist for the Golden Spikes Award, Dick Howser Trophy and Roger Clemens

Award, while being named a quarterfinalist for the Brooks Wallace Award. He led the team, among starters, in wins (14) and ERA (2.60) and ranked first in the ACC in wins, innings pitched (117.2) and total strikeouts (117), fourth in ERA, fifth in strikeouts per game (8.95) and opponents batting average (.238). Henry finished his final season with the Seminoles tied for the national lead in wins, while ranking 19th in strikeouts. He won nine straight ACC decisions in the regular season and set a career-high with his 10th win against North Carolina. With his win over Georgia Tech, he became the seventh pitcher at FSU and first since 1985 to win 14 or more games in a season. Henry earned ACC Pitcher of the Week accolades twice as a senior and was one of 10 finalists for the Lowe's Senior Class Award. The Tallahassee, Fla., native led the pitching staff with three pickoffs in 2007. Henry gave up a run or less in nine of his 18 starts, while posting seven or more strikeouts in 10 of those starts.



TONY THOMAS, JR.* 2007

Collegiate Baseball Player of the Year


In a breakout season for the Seminole second baseman, Thomas was named National Player of the Year by Collegiate Baseball and Rivals.com. He garnered Atlantic Coast Conference Player of the Year and All-ACC first team accolades, while being named a finalist for the Golden Spikes Award, Dick Howser Trophy and Brooks Wallace Award in 2007. The Valrico, Fla., native became the first Seminole to register 30 doubles, 100 hits and 30 stolen bases in a single season. He finished his junior campaign with 33 doubles which tied for the second most in a single-season at FSU. Thomas led the ACC in batting average with a .430 mark while ranking first in six other offensive categories (hits/game, run/game, doubles/game, total bases/game, on



17 CONFERENCE CHAMPIONSHIPS ~ 7 STRAIGHT ACC ATLANTIC DIVISION TITLES

FIRST TEAM ALL-AMERICANS

base percentage and slugging percentage). He also finished in the top 10 in four other categories including stolen bases/game, home runs/game, triples/game and walks per game. The junior second baseman posted 111 hits in 258 at-bats while scoring a team-high 91 runs. He recorded a team-high 11 home runs, while nine of his round trippers came on the road. Thomas reached base safely in 60 of 62 games in 2007 and finished the season with 37 multiple hit games to lead the team. He was named ACC Baseball Player of the Week three times in 2007. Thomas became the sixth consensus first team All-American in Florida State history.




BUSTER POSEY*

2007-2008

Golden Spikes Award, Dick Howser Trophy, Brooks Wallace Award, Johnny Bench Award, Baseball America, Collegiate Baseball, Rivals.com Player of the Year

In his first season behind the plate in 2007, Buster Posey was named a first team All-American by Collegiate Baseball, earned a spot on the All-ACC first team and was a finalist for the Johnny Bench Award, presented to the nation's top collegiate catcher. The sophomore finished the year ranked fifth in the ACC in hitting (.382), second in doubles (21), third in hits (94) and RBI (65) and fourth in runs scored with 66. Following his junior season, Posey would go down as arguably the most decorated player ever to come out of Florida State. He won every major Player of the Year award in 2008 including the Johnny Bench Award, given to the nation's top collegiate catcher. The consensus first team All-American, seventh in school history, finished the season as the national leader in six offensive categories including batting average (.463), hits (119), runs batted in (93), total bases (226), on-base percentage (.566) and slugging percentage (.879). His .463 batting average was the highest recorded in a single-season in Seminole baseball history. In the ACC, Posey led the league in eight categories while ranking in the top 10 in three others en route to being named conference Player of the Year. He became just the fourth student-athlete in ACC history to capture baseball's version of the triple crown as he finished 2008 leading the league in batting average, home runs (26) and RBI. Defensively, the Leesburg, Ga., native started 129 games behind the plate over a two year span. He posted a .989 career fielding percentage as a catcher, registered 12 pickoffs and held opposing runners at bay throwing out 40.8 percent of attempted base stealers.



STEPHEN CARDULLO

2009

In his first year as an everyday starter for the Seminoles in 2009, Stephen Cardullo was named a first team All-American at shortstop by Baseball America. The junior infielder further etched his name in the Florida State record books becoming just the second shortstop in school history to earn first team All-American accolades joining the late Dick Howser (1957 & 1958). Cardullo finished the season hitting .376 in 62 games with 20 doubles, 10 home runs and 51 RBI. The Coral Springs, Fla., native ranked second on the team in hits (89), runs (76) and stolen bases (20), while tying for the team lead in triples with three. He surpassed his career totals in every major offensive category in 2009 en route to being named an All-ACC second team honoree and a semifinalist for the Brooks Wallace Award. After moving to shortstop on March 17, 2009 against Florida, Cardullo came into his own at the position making 47 starts. During that time, FSU responded with a 35-12 mark after beginning the season at 9-6. The move also seemed to spark his offensive production as Cardullo led all players with a .405 average recording nine home runs and 48 RBI during that span. Cardullo put a stamp on the season when he tied the school record and set the NCAA postseason record with a seven-hit performance against Ohio State in the championship game of the Tallahassee Regional.




MIKE MCGEE

2010

John Olerud Two-Way Player of the Year

The first-ever winner of the John Olerud Two-Way Player of the Year Award, Mike McGee garnered first team All-America honors from both Baseball America and the National Collegiate Baseball Writers Association (NCBWA) as a utility player. For the second year in a row, the outfielder/pitcher led the club in home runs and RBI as a junior in 2010. His 17 home runs ranked him sixth in the ACC that year and his 73 RBI placed him fifth in the conference. McGee led the Seminoles with three walk-off hits in 2010 and also had a streak of 12 straight games with an RBI as he drove in 24 runs in those 12 games. McGee batted .328 on the season while slugging .600. On the mound, McGee was 13-of-15 in save opportunities with eight of those 13 saves coming in league play. His 13 saves ranked him third all-time at FSU for saves in a single season. He finished the season with a 4-1 record and an ERA of just 2.96. McGee was named a first team All-ACC selection, a Dick Howser Trophy semifinalist and Golden Spikes Award semifinalist.



SEAN GILMARTIN

2011

NCBWA Freshman Pitcher of the Year (2009)

As the No. 1 starter over his three-year playing career at Florida State, Sean Gilmartin was a two-time All-American earning the distinction in 2009 and 2011. Selected with the 28th overall pick by the Atlanta Braves in the 2011 MLB Draft, Gilmartin finished the 2011 season with a 12-2 record and a 2.09 ERA. He recorded 130 strikeouts while issuing just 21 walks over 120.1 innings of work en route to earning first team All-America honors from Baseball America, NCBWA and Collegiate Baseball. Gilmartin added second team All-America honors from the ABCA to an already impressive resume that same year. He became the Seminoles' Friday night start just three weeks into his freshman season and never relinquished that role until leaving after his junior year to pursue a playing career in Major League Baseball. The southpaw became just the second Seminoles since 2000 to be named an All-American as a freshman, joining Stephen Drew in 2002. Gilmartin went on to garner Freshman Pitcher of the Year accolades from the NCBWA in 2009. The Moorpark, Calif., native left Florida State ranked in the top 10 in career starts (50), innings pitched (330.0), strikeouts (321) and wins (33).




ROBERT BENINCASA

2012

Robert Benincasa emerged as one of college baseball's top closers in 2012 and for his efforts was recognized as a finalist for the NCBWA Stopper of the Year, a first team All-American by Baseball America, NCBWA and Perfect Game, a third team All-American by Louisville Slugger/Collegiate Baseball and a semifinalist for the Dick Howser Trophy. The junior right hander finished the 2012 season with a 4-2 record, 16 saves and a 1.32 ERA in 32 appearances. Benincasa allowed just eight runs, six earned, in 41.0 innings of work as he gave up 24 hits while holding opponents to a .163 batting average. The Tampa, Fla., native posted a strikeout-to-walk ratio of 8.3 as he tallied 58 strikeouts to just seven walks. Benincasa, who was also named a semifinalist for the Dick Howser Trophy and a first team All-ACC honoree, converted 16 of 19 save situations in 2012 and ranked second in the ACC and sixth nationally in saves. His 16 saves were the second most recorded in a single-season in school history and tied for sixth on FSU's career saves list. Of his 16 saves, eight came in one-run games and four more in two-run games. Benincasa was drafted by the Washington Nationals in the seventh round of the 2012 MLB First Year Player Draft.



FIRST TEAM ALL-AMERICANS



JAYCE BOYD 2012

Jayce Boyd earned first team All-America accolades from the ABCA and Perfect Game, while honored as a second team All-American by Louisville Slugger/Collegiate Baseball and the NCBWA in 2012. A native of Cantonment, Fla., Boyd finished the 2012 season as the ACC leader in hits with 96.

He also ranked in the top 10 in the league in batting average (.376), doubles (21), RBI (61) total bases (129) and on-base percentage (.452). An All-ACC first team first baseman as a junior in 2012, Boyd hit an ACC-best .381 against league opponents in 30 games. Among national leaders, Boyd ranked in the top 50 in hits (10th), doubles (26th), sacrifice flies (26th), RBI (29th) and batting average (39th). Boyd led the Seminoles in 2012 with 19 multi-RBI games and was second on the team with 28 multi-hit games. He registered the only five-hit game of the season against Rhode Island as he finished the game a triple shy of hitting for the cycle collecting three singles, a double and a home run. Boyd also turned in a solid defensive performance at first base finishing the season with a .988 fielding percentage. He was named a semifinalist for the Golden Spikes Award and was selected in the sixth round of the 2012 MLB First Year Player Draft by the New York Mets.



JAMES RAMSEY* 2012

ABCA Player of the Year

James Ramsey concluded his four-year playing career at Florida State as a two-time All-American earning the honors in 2011 & 2012. The senior captain became the 19th Seminole selected in the first round of the MLB First Year Player Draft when the St. Louis Cardinals picked

him with the 23rd overall pick in 2012. Ramsey finished his senior season as the ABCA National Player of the Year and a consensus All-American, the ninth in school history, earning first team honors from the ABCA, Baseball America, the NCBWA, Louisville/Slugger Collegiate Baseball and Perfect Game. The 2012 ACC Player of the Year, Ramsey finished the season ranked in the top 10 in the league in 10 offensive categories while leading in batting average (.378), runs (78), total bases (152), on-base percentage (.513) and slugging percentage (.652). He was the only player in the country to rank in the top 10 in on-base percentage, runs per game, runs and walks. The Alpharetta, Ga., native was a two-time first team CoSIDA/Capital One Academic All-American, named the CoSIDA/Capital One Academic All-America of the Year in 2012 and recognized as the ACC Student-Athlete of the Year in 2011 and 2012. He also went on to win the Lowe's Senior CLASS Award in baseball.

* - denotes consensus All-American



17 CONFERENCE CHAMPIONSHIPS ~ 7 STRAIGHT ACC ATLANTIC DIVISION TITLES

ALL-TIME ALL-AMERICANS

(First team unless otherwise indicated)

YR	PLAYER, POS.	TEAMS MADE
1957	Dick Howser, SS	ABCA
1958	Dick Howser, SS	ABCA
1959	Bob Clem, 2B	ABCA (2)
1961	Jack Dull, 2B	ABCA (3)
1962	Buddy Teagle, C	ABCA
1963	Mike Augustine, OF	ABCA
	Woody Woodward, SS	ABCA (3)
1964	Ken Suarez, C	ABCA
1966	Jim Lyttle, OF	ABCA, TSN
1966	Gary Sprague, SS	TSN (2)
1968	Tom Cook, C	ABCA (3)
1969	Dick Gold, 2B	ABCA, TSN (HM)
1970	Dick Nichols, 2B	TSN, ABCA (2)
	Johnny Grubb, OF	TSN (HM)
	Ron Cash, 3B	TSN (HM)
	Pat Osburn, P	TSN (HM)
1972	John Librandi, OF	ABCA (3)
1975	Danny O'Brien, P	ABCA (HM)
	Randy Davidson, OF	ABCA (HM)
	Steve Tebbetts, OF	TSN (HM)
	Jim Busby, OF	TSN (HM)
1976	Terry Kennedy, C	TSN
	Guillermo Bonilla, 3B	ABCA
1977	Terry Kennedy, C	TSN
1978	Blane McDonald, C	ABCA (2)
1979	Craig Patterson, 2B	ABCA (2)
1980	Mike Fuentes, OF	ABCA, TSN (2)
	Jim Weaver, OF	TSN
1981	Mike Fuentes, OF	ABCA, BA, TSN (2)
	Jeff Ledbetter, DH	TSN, BA (2)
1982	Jeff Ledbetter, OF	ABCA, BA, TSN
1983	Frank Fazzini, OF	BA (FR)
	Doug Little, P	BA (FR)
1984	Frank Fazzini, OF	BA (3)
	Paul Sorrento, OF	BA (FR)
	Luis Alicea, 2B	BA (FR)
	Ray Revak, P	BA (FR-2)
1985	Frank Fazzini, OF	ABCA, BA, TSN (2)
	Doug Little, P	BA (2), ABCA (3)
	Luis Alicea, 2B	BA (3)
	Richie Lewis, P	BA (FR)
	Barry Blackwell, C	BA (FR)
1986	Luis Alicea, 2B	BA, TSN, ABCA (2)
	Mike Loynd, P	ABCA, BA
	Richie Lewis, P	BA
	Bien Figueroa, SS	BA (2)
	Paul Sorrento, OF	BA (2)
1987	Richie Lewis, P	BA, TSN, ABCA (2)
	Ed Fulton, C	BA (3), ABCA (3)
1988	Ricky Kimball, P	BA (FR)
1989	Allen Bevis, 2B	BA (FR-2)
	Pedro Grifol, C	BA (FR-2)
1990	Brad Gregory, P	ABCA (2)
	Gar Finnvoid, P	BA (2)
	Marc Ronan, P	BA (2)
	Roger Bailey, P	BA (FR-2)
	Chris Roberts, OF	BA (FR-2)
1991	Pedro Grifol, C	ABCA, BA
	Eduardo Perez, 1B	ABCA (2), BA (3)
	Chris Roberts, OF	BA (3)
1992	Chris Roberts, OF	BA, ABCA (2)
	Roger Bailey, P	BA (2), ABCA (3)

YR	PLAYER, POS.	TEAMS MADE
1993	Link Jarrett, SS	NCBWA (2)
	Doug Mientkiewicz, 1B	NCBWA (3), BA (FR-2)
	Jonathan Johnson, P	CB (FR), BA (FR), CB (3)
	Mickey Lopez, 3B	CB (FR-HM)
1994	Link Jarrett, SS	NCBWA (2)
	Jonathan Johnson, P	NCBWA (2), CB (3), BA (3)
	Mike Martin, Jr., C	NCBWA (2)
	Doug Mientkiewicz, 1B	NCBWA (2)
	Jeremy Morris, LF	CB (FR-HM)
	Paul Wilson, P	BA, NCBWA, CB (2)
1995	Jonathan Johnson, P	BA, CB (2)
	David Yocum, OF	BA (2), CB (3)
	J.D. Drew, OF	CB (FR), BA (FR)
1996	J.D. Drew, OF	BA, ABCA, CB, NCBWA
	Jeremy Morris, OF	BA (2), CB (2), NCBWA (2)
	Randy Choate, P	BA (3), CB (3), NCBWA
	Scott Zech, 2B	ABCA (3), NCBWA (2)
	Steven "Scooby" Morgan, P	NCBWA (3)
1997	J.D. Drew, OF	BA, ABCA, CB, NCBWA, TSN
	Jeremy Morris, OF	BA, TSN, CB (2), ABCA (2), NCBWA (2)
	Randy Choate, P	BA (2), TSN (2), NCBWA (2), ABCA (2), CB (3)
1998	Brian Cox, OF	ABCA, NCBWA (2)
	Jeremy Salazar, C	NCBWA, TSN (2), CB (3)
	Matt Diaz, OF	CB (FR), TSN (FR), TSN (3), NCBWA (3)
	Wes Crawford, P	TSN (3)
	Jon McDonald, P	CB (FR), TSN (FR)
	Nick Stocks, P	TSN (FR-2), CB (FR-HM)
	Brett Groves, SS	CB (FR-HM)
1999	Chris Chavez, P	NCBWA
	Kevin Cash, 3B	NCBWA (3)
	Matt Diaz, OF	ABCA, NCBWA, CB (3), BW (2)
	Jon McDonald, P	NCBWA (3)
	Marshall McDougall, 2B	ABCA, NCBWA, CB, BW, BA
	Nick Stocks, P	CB, BA (2), ABCA (2)
	Blair Varnes, P	CB (FR), BA (FR)
2000	John-Ford Griffin, OF	CB (2), ABCA (2)
	Matt Lynch, P	CB (FR), BA (FR-3)
	Daniel Hodges, P	CB (FR-HM)
2001	John-Ford Griffin, OF	BW, CB, BA, NCBWA, ABCA
	Tony Richie, C	CB (FR)
	Trent Peterson, P	CB (FR-HM)
	Jeff Probst, IF	CB (FR-HM)
2002	Ryan Barthelemy, 3B	BW, CB, ABCA, NCBWA (2), BA (3)
	Stephen Drew, SS	BA (2), BA (FR), CB (FR)
	Tony Richie, C	BA (1), CB (3), NCBWA (3)
	Matt Lynch, P	CB (2), BW (2), ABCA (2)
2003	Tony Richie, C	BW (2), CB (2), ABCA (2), NCBWA (3)
	Trent Peterson, P	CB (2), ABCA (2)
	Stephen Drew, SS	BA (3), CB (3)
	Daniel Davidson, P	CB (3)
	Daniel Hodges, P	ABCA (2)
	Mark Sauls, P	CB (FR)
	Eddy Martinez-Esteve, 3B	CB (FR)
2004	Ryne Malone, INF	CB (FR)
	Brian Schultz, P	CB (FR)
	Eddy Martinez-Esteve, 3B/OF	ABCA, BA, CB, NCBWA
	Stephen Drew, SS	BA (2), ABCA (3), CB (3), NCBWA (3)
2005	Shane Robinson, OF	BA, ABCA, NCBWA, CB
	Tyler Chambliss, P	NCBWA (3)



NATIONAL AWARD WINNERS

YR	PLAYER, POS.	TEAMS MADE
2006	Shane Robinson, OF Tyler Chambliss, P Buster Posey, SS	CB (3), NCBWA (2), CBF NCBWA (3) CB (FR)
2007	Tony Thomas, Jr., 2B Bryan Henry, P Buster Posey, C Mark Hallberg, SS Jason Stidham, 3B	CB, R, NCBWA, ABCA, BA CB, ABCA, R (2), NCBWA (3), BA (3) CB, BA (2), ABCA (3) ABCA (3) CB (FR), R (FR), BA (2-FR)
2008	Buster Posey, C Matt Faircl, P Stuart Tapley, 3B Tyler Holt, OF Mike McGee, UT	ABCA, BA, CB, NCBWA, R NCBWA (2) CB (FR), R (FR), NCBWA (2-FR) NCBWA (2-FR) R (FR), NCBWA (2-FR)
2009	Stephen Cardullo, SS Tyler Holt, OF Mike McGee, UT Sean Gilmartin, P	BA BA (2), CB (2), NCBWA (2) BA (2), NCBWA (3) NCBWA (2), CB (3), ABCA (3), BA (FR), R (FR)
2010	Mike McGee, UT Mike McGee, RP Tyler Holt, OF	BA, NCBWA CB (3) BA (2), CB (2)
2011	Sean Gilmartin, P James Ramsey, OF	BA, CB, NCBWA, ABCA (2) ABCA (3), BA (3), NCBWA (3)
2012	Robert Benincasa, P Jayce Boyd, 1B James Ramsey, OF Devon Travis, 2B Mike Compton, P Brandon Leibrandt, P	BA, NCBWA, PG, CB (3) ABCA, PG, CB (2), NCBWA (2) ABCA, BA, CB, NCWA, PG CB (2) CB (FR), NCBWA (FR), BA (2-FR), PG (2-FR) BA (FR), CB (FR), PG (FR)
2013	Scott Sitz, P DJ Stewart, OF	CB (3) CB (FR), BA (FR), NCBWA (FR), PG (FR)

KEY: ABCA-American Baseball Coaches Association, BA-Baseball America, TSN-The Sporting News, FR-Freshman All-America Team, NCBWA-National Collegiate Baseball Writers Association, HM-Honorable Mention, CB-Collegiate Baseball, BW-Baseball Weekly, R-Rivals.com, PG-Perfect Game.

ACADEMIC ALL-AMERICANS

(Selected by the College Sports Information Directors of America)

Greg Gromek, SS	1970 (1), 1971 (1)
Carl Gromek, P	1970 (1)
Dick Nichols, INF	1970 (2)
Danny O'Brien, P	1975 (1)
Tommy Zoeller, 1B	1985 (3)
Gar Finnvoid, P	1989 (1)
Matt Diaz, OF	1999 (3)
Buster Posey, C	*2008 (1)
James Ramsey, OF	2011 (1), *2012 (1)

* named Academic All-America of the Year



Rawlings Gold Glove Award

NATIONAL PLAYER/PITCHER OF THE YEAR

1977	Terry Kennedy, C	Sporting News
1981	Mike Fuentes, OF	Golden Spikes Award
1982	Jeff Ledbetter, 1B/P	Sporting News, Baseball America
1986	Mike Loynd, P	Golden Spikes Award, Baseball America
1997	J.D. Drew, OF	Collegiate Baseball, Baseball America, Sporting News, Dick Howser Award, American Baseball Coaches Association, Golden Spikes Award
2005	Shane Robinson, OF	Collegiate Baseball
2007	Tony Thomas, Jr., 2B	Collegiate Baseball, Rivals.com
2008	Buster Posey, C	ABCA, Baseball America, Brooks Wallace Award, Collegiate Baseball, Dick Howser Trophy, Golden Spikes Award, Johnny Bench Award, Rivals.com
2012	James Ramsey, OF	American Baseball Coaches Association



Johnny Bench & Buster Posey

NATIONAL ROOKIE OF THE YEAR

1998	Matt Diaz, OF	The Sporting News
1999	Blair Varnes, P	Collegiate Baseball
2002	Stephen Drew, SS	Baseball America
2009	Sean Gilmartin, P	NCBWA - Pitcher

JOHN OLERUD TWO-WAY PLAYER OF THE YEAR

2010	Mike McGee	Outfield/Pitcher
------	------------	------------------

RAWLINGS GOLD GLOVE AWARD

2008	Buster Posey	Catcher
2009	Tyler Holt	Outfield
2012	Sherman Johnson	Third Base



17 CONFERENCE CHAMPIONSHIPS ~ 7 STRAIGHT ACC ATLANTIC DIVISION TITLES

ACC ACCOLADES

1992

UT Chris Roberts - JR	FT
OF Ty Mueller - JR	ST
P Roger Bailey - JR	ST
P Tim Davis - SR	ST

1993

P Paul Wilson - SO	ST
DH Mike Schmitz - JR	ST

1994

2B Mickey Lopez - SO	FT
P Paul Wilson - JR	FT
1B Doug Mientkiewicz - SO	ST
SS Link Jarrett - SR	ST
C Mike Martin, Jr. - JR	ST
P Jonathan Johnson - SO	ST

1995

P Jonathan Johnson - JR	FT
1B Doug Mientkiewicz - JR	ST
2B Mickey Lopez - JR	ST
OF Randy Hodges - SR	ST
P David Yocum - SO	ST
P Phil Olson - JR	ST

1996

2B Scott Zech - JR	FT
SS Brooks Badeaux - SO	FT
OF J.D. Drew - SO	FT
OF Jeremy Morris - JR	FT
P Chuck Howell - JR	ST

1997

OF J.D. Drew - JR	FT
OF Jeremy Morris - SR	FT
P Randy Choate - JR	FT
2B Scott Zech - SR	ST
3B Geoff Sprague - SR	ST
P Zach Diaz - SO	ST

1998

OF Brian Cox - SR	FT
C Jeremy Salazar - SR	FT
OF Matt Diaz - FR	ST
P Jon McDonald - R-FR	ST

1999

2B Marshall McDougall - JR	FT
OF Matt Diaz - SO	FT
P Chris Chavez - SR	FT
P Nick Stocks - SO	FT
3B Kevin Cash - JR	ST
P Jon McDonald - R-SO	ST

2000

OF Chris Smith - SO	FT
UT Marshall McDougall - SR	FT
DH John Ford-Griffin - SO	FT
P Mike Ziegler - JR	FT
1B Ryan Barthelemy - SO	ST

2001

1B Ryan Barthelemy - JR	FT
OF John Ford-Griffin - JR	FT
SP Blair Varnes - JR	FT
OF Karl Jernigan - SR	ST
SP Matt Lynch - SO	ST
RP Justin Lord - JR	ST

2002

3B Ryan Barthelemy - SR	FT
C Tony Richie - SO	FT
SP Matt Lynch - JR	FT
1B Jerrod Brown - JR	ST
SS Stephen Drew - FR	ST
OF Tony McQuade - SO	ST
OF Nick Rogers - SR	ST

2003

SS Stephen Drew - SO	FT
OF Tony McQuade - JR	FT
P Trent Peterson - JR	FT
1B Jerrod Brown - SR	ST
C Tony Richie - JR	ST
P Daniel Davidson - SR	ST
P Daniel Hodges - SR	ST
P Matt Lynch - SR	ST

2004

SS Stephen Drew - JR	FT
OF Eddy Martinez-Esteve - SO	FT
2B Bryan Zech - SR	ST
P Rhett James - SR	ST
INF Ryne Malone - FR	ST

2005

P Bryan Henry - SO	FT
OF Shane Robinson - SO	FT
P Tyler Chambliss - SO	ST
C Aaron Cheesman - R-SR	ST
P Kevin Lynch - SR	ST
1B Ryne Malone - SO	ST

2006

P Bryan Henry - JR	FT
OF Shane Robinson - JR	FT
P Tyler Chambliss - JR	ST

2007

SS Mark Hallberg - JR	FT
P Bryan Henry - SR	FT
C Buster Posey - SO	FT
OF Jack Rye - JR	FT
3B Jason Stidham - FR	FT
2B Tony Thomas, Jr. - JR	FT
OF Mark Gildea - R-SO	ST

2008

C Buster Posey - JR	FT
OF Jack Rye - SR	FT
P Elih Villanueva - JR	FT
SS Tony Delmonico - JR	ST
P Matt Fairel - SO	ST

2009

OF Tyler Holt - SO	FT
P Sean Gilmartin - FR	FT
SS Stephen Cardullo - JR	ST
UT Mike McGee - SO	ST
2B Jason Stidham - JR	ST

2010

OF Tyler Holt - SO	FT
UT Mike McGee - SO	FT

2011

2B Devon Travis - SO	FT
OF James Ramsey - JR	FT
UT Mike McGee - JR	FT
P Sean Gilmartin - JR	FT
C Rafael Lopez - SR	ST
RP Daniel Bennett - SR	ST

2012

RP Robert Benincasa - JR	FT
1B Jayce Boyd - JR	FT
OF James Ramsey - SR	FT
2B Devon Travis - JR	FT
SP Mike Compton - FR	ST

2013

SP Scott Sitz - SR	FT
C Stephen McGee - JR	ST
OF DJ Stewart - FR	ST
SP Luke Weaver - SO	ST

FT- First Team; ST-Second Team

ACC PLAYER OF THE YEAR

1997 J.D. Drew	OF
2001 John Ford-Griffin	OF
2007 Tony Thomas, Jr.	2B
2008 Buster Posey	C
2012 James Ramsey	OF

ACC PITCHER OF THE YEAR

2007 Bryan Henry	RHP
------------------	-----

ACC COACH OF THE YEAR

Mike Martin	1996, 1998, 1999, 2001, 2007, 2009, 2012
-------------	---



ACC ACCOLADES

ALL-ACC ACADEMIC TEAM

2006 (6)

Bryan Henry	JR	RHP
Michael Hyde	JR	RHP
Buster Posey	FR	SS
Jack Rye	SO	OF
Ryan Strauss	SO	OF
Luke Tucker	JR	RHP

2007 (7)

Travis Anderson	SR	OF
Mark Gildea	SO	OF
Mark Hallberg	JR	SS
Bryan Henry	SR	RHP
Michael Hyde	SR	RHP
Tommy Oravetz	SO	UT
Buster Posey	SO	C

2008 (6)

Matt Faircl	SO	P
Tommy Oravetz	JR	DH
Buster Posey	JR	C
Jack Rye	SR	OF
Ryan Strauss	SR	P
Stuart Tapley	FR	3B

2009 (2)

Tyler Holt	SO	OF
Tommy Oravetz	SR	DH

2010 (6)

Tyler Everett	JR	P
John Gast	JR	P
Tyler Holt	JR	OF
James Ramsey	SO	OF
Devon Travis	FR	2B
Stuart Tapley	JR	DH

2011 (4)

Robert Benincasa	SO	P
Parker Brunelle	SR	C
James Ramsey	JR	OF
Devon Travis	SO	2B

2012 (9)

Robert Benincasa	JR	P
Mike Compton	FR	P
Brandon Leibrandt	FR	P
Stephen McGee	SO	C
Peter Miller	SO	P
Seth Miller	JR	OF
James Ramsey	SR	OF
Gage Smith	SO	P
Devon Travis	JR	2B

2013 (6)

Josh Delph	SO	OF
Brandon Leibrandt	SO	P
Stephen McGee	JR	C
Peter Miller	JR	P
Seth Miller	SR	OF
Gage Smith	JR	P

ACC SCHOLAR ATHLETE OF THE YEAR

2008	Buster Posey	JR	C
2011	James Ramsey	JR	OF
2012	James Ramsey	SR	OF
2013	Gage Smith	JR	RP

ACC ACADEMIC HONOR ROLL

FIVE-TIME HONOREE

Aaron Cheesman	2001, 2002, 2003, 2004, 2005
Parker Brunelle	2008, 2009, 2010, 2011, 2012
Chris Whidden	1999, 2000, 2001, 2002, 2003

FOUR-TIME HONOREE

James Ramsey	2009, 2010, 2011, 2012
Eric Roman	1999, 2000, 2001, 2002
Jack Rye	2005, 2006, 2007, 2008
Mark Sauls	2003, 2004, 2005, 2006
Ryan Strauss	2005, 2006, 2007, 2008

THREE-TIME HONOREE

Ryan Barthelemy	2000, 2001, 2002
John Bentley	1999, 2000, 2001
Zach Diaz	1996, 1998, 1999
Tyler Everett	2008, 2009, 2010
Christopher Ginn	1998, 1999, 2001
Justin Gonzalez	2010, 2011, 2013
Bryan Henry	2005, 2006, 2007
Michael Hyde	2005, 2006, 2007
Brandon Johnson	2011, 2012, 2013
Matt Lynch	2000, 2001, 2002
Stephen McGee	2010, 2011, 2013
Peter Miller	2011, 2012, 2013
Seth Miller	2011, 2012, 2013
Ruairi O'Connor	2007, 2008, 2009
Tommy Oravetz	2007, 2008, 2009
Buster Posey	2006, 2007, 2008
Gage Smith	2010, 2012, 2013
Josh Spivey	2005, 2006, 2007
Blair Varnes	2000, 2001, 2002
Nick Whidden	1999, 2000, 2001

TWO-TIME HONOREE

Travis Anderson	2006, 2007
Brooks Badeaux	1997, 1998
Michael Bell	1994, 1995
Robert Benincasa	2011, 2012
Stephen Cardullo	2008, 2009
Michael Chevalier	2001, 2002
Charles Cleveland	2005, 2006
Mike Compton	2012, 2013
Josh Delph	2012, 2013
Matt Diaz	1998, 1999
Matt Faircl	2007, 2008
Evan Geist	2011, 2012
Mark Gildea	2005, 2007
Chris Hart	1999, 2003
Terrence Henderson	1997, 1998
Tyler Holt	2009, 2010
Lee Howard	2012, 2013
Rhett James	2003, 2004
Link Jarrett	1993, 1994
Trent Jarvis	2004, 2007
Marc Lamacchia	2002, 2003
Brandon Leibrandt	2012, 2013
Blair McCaleb	2001, 2002
Sean O'Brien	2011, 2012
Phil Olson	1993, 1995
Shane Robinson	2004, 2006
Michael Smalley	1998, 1999
Stuart Tapley	2008, 2010
Devon Travis	2010, 2011
Luke Tucker	2006, 2007
Ryan Vigue	2008, 2009
Luke Weaver	2012, 2013
Matt Woodward	1995, 1998

ONE-TIME HONOREE

Giovanni Alfonzo	2013
Blake Balkcom	2003
Tye Buckley	2011
Kenny Burkhead	2013
Brian Busch	2012
Brian Chambers	2007
Ohmed Danesh	2010
Marcus Davis	2013
Daniel Diaz	2006
Michael DiBlasi	1999
Danny Dichter	1993
J.D. Drew	1997
John Gast	2008
Sean Gilmartin	2010
Caleb Graham	2007
Brett Groves	2000
Mark Hallberg	2007
Bryant Holtmann	2013
Scott Hudson	1997
Sherman Johnson	2011
Brian Kelley	2005
Brian Kraft	2000
Kevin Krietemeyer	1993
William Lawrence	1993
Justin Lord	2001
Rafael Lopez	2011
Kevin Lynch	2005
Corben Madden	2010
Ryne Malone	2006
Neil Malpass	2006
Brent Marsh	2006
Mike Martin, Jr.	2005
Mike McGee	2011
Tony McQuade	2001
Gary Merians	2012
Justin Miller	2002
Kyle Mulligan	1997
Kyle Patrick	2003
Mark Peterson	2008
Jack Posey	2008
Jordan Priddle	2012
Bobby Rauh	2007
Derek Reams	1993
Rocky Roquet	2002
Sam Scott	1999
Chad Sheffer	1993
Scott Sitz	2011
Richie Smith	2002
DJ Stewart	2013
Nick Stocks	1999
Billy Strode	2013
Clint Thigpen	1999
Scott Thorson	2007
David Trexler	2010
Dean Vinson	1995
Colby Weaver	1994
Ryan West	2000
Tyson Young	2010

ACC WEAVER-JAMES-CORRIGAN POSTGRADUATE SCHOLARSHIP AWARD RECIPIENTS

Matt Lynch~	2003
Aaron Cheesman	2005

~ denotes honorary award recipient



17 CONFERENCE CHAMPIONSHIPS ~ 7 STRAIGHT ACC ATLANTIC DIVISION TITLES

ACC ACCOLADES / ACC STANDINGS

ACC PLAYER/PITCHER
OF THE WEEK

1992	Chris Roberts, P (2); Roger Bailey, P; Nandy Serrano, 3B
1993	Paul Wilson, P (3); Mike Martin, Jr., P; John Wasdin, P
1994	Jonathan Johnson, P; Paul Wilson, P (3)
1995	Mike Bell, P; Charlie Cruz, P; Chuck Howell, P; Jonathan Johnson, P; Doug Mientkiewicz, 1B; David Yocum, P (2)
1996	Zach Diaz, P; J.D. Drew, CF (3); Scooby Morgan, P/DH; Jeremy Morris, LF (2)
1997	Randy Choate, P (2); J.D. Drew, OF (3); Jeremy Morris, OF (2); Randy Niles, P
1998	Chris Chavez, P; Brian Cox, CF (3); Wes Crawford, P; Terry Henderson, DH; Jon McDonald, P; Jeremy Salazar, C; Nick Stocks, P
1999	Chris Chavez, P; Matt Diaz, OF (3); Jeremiah Klosterman, C; Marshall McDougall, 2B (3); Nick Stocks, P
2000	John-Ford Griffin, OF; Jon McDonald, P; Mike Ziegler, P (3) Marshall McDougall, 2B (2)
2001	John-Ford Griffin, OF (2); Ryan Barthelemy, 1B; Karl Jernigan, OF; Blair Varnes, P
2002	Stephen Drew, SS; Matt Lynch, P; Tony Richie, C
2003	Daniel Davidson, P (2); Blake Balkcom, OF; Daniel Hodges, P; Tony McQuade, OF; Tony Richie, C
2004	Gibbs Chapman, INF; Eddy Martinez-Esteve, 3B/OF (2); Stephen Drew, SS
2005	Shane Robinson, OF; Ryne Malone, 1B; Barret Browning, P; Bryan Henry, P; Mark Sauls, P
2006	Bryan Henry, P; Dennis Guinn, 1B; Tyler Chambliss, P; Barret Browning, P
2007	Bryan Henry, P (2); Buster Posey, C; Brandon Reichert, 1B; Danny Rosen, P; Jason Stidham, 3B; Tony Thomas, Jr., 2B (3)
2008	Matt Fairel, P; Dennis Guinn, 1B (2); Mike McGee, OF; Buster Posey, C; Ryan Strauss, P
2009	Tyler Holt, OF; Stephen Cardullo, SS; Jason Stidham, 2B; Tommy Oravetz, DH
2010	Sherman Johnson, 3B; Stephen Cardullo, SS; Tyler Holt, OF (2)
2011	James Ramsey, OF; Mike McGee, UT (2); Sean Gilmartin, P (3)
2012	James Ramsey, OF; Justin Gonzalez, SS
2013	Marcus Davis, DH; Brandon Leibrandt, P; Stephen McGee, C; DJ Stewart, OF (2)

1992	ACC	OVERALL
Clemson	19-5	50-14
Florida State	16-7	49-21
NC State	15-9	46-18
Georgia Tech	14-9	45-19
Duke	12-12	38-16
Wake Forest	11-13	36-22
North Carolina	8-16	31-27
Maryland	7-15	27-28-1
Virginia	3-19	21-30

1993	ACC	OVERALL
Georgia Tech	16-6	47-14
NC State	15-7	49-17
Florida State	14-9	46-19
North Carolina	13-10	43-20
Clemson	11-11	45-20
Duke	11-13	39-19-1
Wake Forest	9-13	31-22
Virginia	7-15	21-30
Maryland	5-17	24-29

1994	ACC	OVERALL
Clemson	20-4	57-18
Georgia Tech	16-8	50-17
Duke	16-8	33-20
Florida State	14-9	53-22
NC State	13-11	46-18-1
North Carolina	10-13	34-21
Wake Forest	10-14	37-20
Maryland	6-18	24-29-1
Virginia	2-22	20-34

1995	ACC	OVERALL
Clemson	20-4	54-14
Florida State	16-7	53-16
Georgia Tech	16-8	38-22
North Carolina	14-10	39-23
Wake Forest	13-11	34-24
NC State	12-12	36-24
Virginia	8-15	26-29
Duke	4-20	30-27
Maryland	4-20	20-37

1996	ACC	OVERALL
Florida State	19-5	52-17
Clemson	17-7	51-17
Georgia Tech	13-11	40-24
NC State	13-11	42-19
Virginia	11-13	44-21
North Carolina	11-13	33-25
Duke	9-14	39-18
Wake Forest	7-16	26-32
Maryland	7-17	24-27

1997	ACC	OVERALL
Georgia Tech	19-4	46-15
Florida State	18-6	50-17
NC State	15-8	43-20
Clemson	13-10	41-23
Wake Forest	10-13	37-20
Virginia	10-13	32-22
Duke	9-14	33-25
North Carolina	6-18	29-31
Maryland	5-19	22-32

1998	ACC	OVERALL
Florida State	18-4	53-20
Georgia Tech	14-9	41-22
Clemson	14-9	43-16
NC State	12-9	41-23
Wake Forest	13-10	43-23
North Carolina	13-10	42-23
Duke	8-15	38-20
Maryland	5-18	26-30-1
Virginia	5-18	28-26-1

1999	ACC	OVERALL
Florida State	22-2	57-14
Wake Forest	16-7	47-16
Clemson	13-10	42-27
North Carolina	13-10	41-18
Georgia Tech	12-12	38-20
NC State	11-13	37-25
Virginia	8-15	21-35
Maryland	6-17	23-33-1
Duke	4-18	24-31

2000	ACC	OVERALL
Georgia Tech	18-6	50-16
Clemson	17-7	51-18
Florida State	15-9	53-19
Wake Forest	14-10	41-20-1
North Carolina	12-12	46-17
NC State	10-14	30-28
Virginia	10-14	26-31-1
Maryland	7-17	24-33
Duke	5-19	17-41

2001	ACC	OVERALL
Florida State	20-4	47-19
Clemson	17-7	41-22
Wake Forest	16-8	44-18
Georgia Tech	13-11	41-20
Duke	10-13	23-33
North Carolina	9-15	31-26
Virginia	9-15	25-31
NC State	9-15	32-29
Maryland	4-19	17-37

2002	ACC	OVERALL
Florida State	18-6	60-14
Wake Forest	17-6	47-13-1
North Carolina	17-7	43-21
Clemson	16-8	54-17
Georgia Tech	14-9	52-16
Virginia	8-16	25-32
NC State	7-17	33-26
Maryland	6-18	34-23
Duke	4-20	24-34

2003	ACC	OVERALL
Florida State	19-5	54-13-1
Georgia Tech	17-7	44-18
NC State	15-9	45-18
Clemson	15-9	39-22
North Carolina	13-11	42-23
Virginia	11-12	29-25
Wake Forest	8-15	29-24
Maryland	6-17	20-33
Duke	2-21	18-36



ACC STANDINGS

2004	ACC	OVERALL
Georgia Tech	18-5	44-21
Virginia	18-6	44-15
Florida State	16-8	45-23
North Carolina	14-10	43-21
Clemson	14-10	39-26
NC State	11-12	36-24
Duke	8-16	25-31
Wake Forest	4-20	17-33
Maryland	4-20	22-34

2005	ACC	OVERALL
Georgia Tech	22-8	45-19
Clemson	21-9	43-23
Miami	19-10-1	41-19-1
Florida State	19-11	53-20
North Carolina	17-10-1	41-19-1
NC State	17-13	41-19
Virginia	14-14	41-20
Wake Forest	12-18	28-30
Virginia Tech	7-19	23-28
Maryland	7-23	25-31
Duke	5-25	14-39

2006	ACC	OVERALL
ATLANTIC		
Clemson	24-6	53-16
Florida State	16-13	44-21
NC State	16-13	40-23
Wake Forest	16-13	33-22
Boston College	9-21	28-25-1
Maryland	8-22	26-30

COASTAL		
North Carolina	22-8	54-15
Virginia	21-9	47-15
Georgia Tech	19-11	50-18
Miami	17-13	42-24
Duke	6-24	14-40
Virginia Tech	4-25	20-33

2007	ACC	OVERALL
ATLANTIC		
Florida State	21-6	45-13
Clemson	18-12	41-23
NC State	16-14	38-23
Wake Forest	14-16	34-29
Boston College	12-17	24-27-1
Maryland	7-23	23-30

COASTAL		
North Carolina	21-9	57-16
Virginia	19-9	45-16
Miami	17-13	37-24
Georgia Tech	15-14	32-25
Duke	8-22	29-25
Virginia Tech	7-23	23-31

2008	ACC	OVERALL
ATLANTIC		
Florida State	24-6	54-14
NC State	18-11	42-22
Wake Forest	13-16	25-31
Clemson	11-18-1	31-27-1
Maryland	9-21	30-26
Boston College	9-21	26-27

COASTAL		
Miami	23-5	53-11
North Carolina	22-7	54-14
Georgia Tech	16-14	41-21
Virginia	15-15	39-23
Duke	10-18-1	37-18-1
Virginia Tech	6-24	23-31

2009	ACC	OVERALL
ATLANTIC		
Florida State	19-9	45-18
Clemson	19-11	44-22
Boston College	13-15	34-26
NC State	10-20	25-31
Maryland	10-20	27-27
Wake Forest	6-24	22-30

COASTAL		
North Carolina	19-10	48-18
Georgia Tech	17-10-1	38-19-1
Miami	18-12	38-22
Virginia	16-11-1	49-15-1
Duke	15-15	35-24
Virginia Tech	12-17	32-21

2010	ACC	OVERALL
ATLANTIC		
Florida State	18-12	48-20
Clemson	18-12	45-25
NC State	15-15	38-24
Boston College	14-16	30-28
Wake Forest	8-22	18-37
Maryland	5-25	17-39

COASTAL		
Virginia	23-7	51-14
Georgia Tech	21-9	47-15
Miami	20-10	43-20
Virginia Tech	16-14	40-22
North Carolina	14-16	38-22
Duke	8-22	29-27

2011	ACC	OVERALL
ATLANTIC		
Florida State	19-11	46-19
Clemson	17-13	43-20
NC State	15-15	35-27
Wake Forest	15-15	25-31
Boston College	7-22	17-33
Maryland	5-25	21-35

COASTAL		
Virginia	22-8	56-12
Georgia Tech	22-8	42-21
North Carolina	20-10	51-16
Miami	19-10	38-23
Virginia Tech	11-19	30-25
Duke	7-23	26-30

2012	ACC	OVERALL
ATLANTIC		
Florida State	24-6	50-17
NC State	19-11	43-20
Clemson	16-14	35-28
Wake Forest	13-17	33-24
Maryland	10-20	32-24
Boston College	10-20	22-33

COASTAL		
North Carolina	22-8	46-16
Virginia	18-12	39-19-1
Miami	16-14	36-23
Georgia Tech	12-18	38-26
Virginia Tech	11-19	34-21
Duke	9-21	21-34

2013	ACC	OVERALL
ATLANTIC		
Florida State	20-10	47-17
NC State	19-10	50-16
Clemson	18-12	40-22
Maryland	11-19	30-25
Wake Forest	9-20	28-27
Boston College	4-25	12-40

COASTAL		
North Carolina	21-7	59-12
Virginia	22-8	50-12
Virginia Tech	15-14	40-22
Georgia Tech	15-15	37-27
Miami	14-16	37-25
Duke	9-21	26-29



17 CONFERENCE CHAMPIONSHIPS ~ 7 STRAIGHT ACC ATLANTIC DIVISION TITLES

ALL-TIME ACC TOURNAMENT RESULTS

ALL-TIME CONFERENCE TOURNAMENT RESULTS

METRO CONFERENCE

YR	SITE	CHAMPION	OUTSTANDING PLAYER
1976	Memphis, TN	Memphis State	Ron McNeely, Memphis State
1977	Memphis, TN	Florida State	Terry Kennedy, Florida State
1978	Tallahassee	Memphis State	Terry Pressgrove, Memphis State
1979	Tallahassee	Tulane	Ken Francingues, Tulane
1980	Tallahassee	Florida State	Mike Fuentes, Florida State
1981	Tallahassee	Florida State	Mike Fuentes, Florida State
1982	Tallahassee	Tulane	Eric Lane, Tulane
1983	Tallahassee	Florida State	Danny Dowell, Florida State
1984	Tallahassee	Florida State	Jody Reed, Florida State
1985	Tallahassee	Florida State	Richie Lewis, Florida State
1986	Tallahassee	Florida State	Mike Loynd, Florida State
1987	Columbia, SC	Florida State	Ed Porcelli, Florida State
1988	Tallahassee	Florida State	Edwin Alicea, Florida State
1989	Columbia, SC	Florida State	Sedgwick McCollum, USM
1990	Hattiesburg, MS	Florida State	Allen Bevis, Florida State
1991*	Salem, VA	Florida State	Ty Mueller, Florida State

*Title game rained out. FSU and USM declared co-champions.

ATLANTIC COAST CONFERENCE

YR	SITE	CHAMPION	OUTSTANDING PLAYER
1992	Greenville, SC	Clemson	Matt Donahue, NC State
1993	Greenville, SC	NC State	Jeff Morris, Clemson
1994	Greenville, SC	Clemson	Shane Monahan, Clemson
1995	Greenville, SC	Florida State	Jonathan Johnson, Florida State
1996	Durham, NC	Virginia	Seth Greisinger, Virginia
1997	St. Petersburg, FL	Florida State	Jeremy Morris, Florida State
1998	Durham, NC	Wake Forest	John Hendricks, Wake Forest
1999	Durham, NC	Wake Forest	Andrew Riepe, Wake Forest
2000	Fort Mill, SC	Georgia Tech	Jason Basil, Georgia Tech
2001	Fort Mill, SC	Wake Forest	Dave Bush, Wake Forest
2002	St. Petersburg, FL	Florida State	Stephen Drew, Florida State
2003	Salem, VA	Georgia Tech	Brian Burks, Georgia Tech
2004	Salem, VA	Florida State	Shane Robinson, Florida State
2005	Jacksonville, FL	Georgia Tech	Tyler Greene, Georgia Tech
2006	Jacksonville, FL	Clemson	Tyler Colvin, Clemson
2007	Jacksonville, FL	North Carolina	Josh Horton, North Carolina
2008	Jacksonville, FL	Miami	Dave DiNatale, Miami
2009	Durham, NC	Virginia	Dan Grovatt, Virginia
2010	Greensboro, NC	Florida State	Harold Riggins, NC State
2011	Durham, NC	Virginia	Steven Proscia, Virginia
2012	Greensboro, NC	Georgia Tech	Jake Davies, Georgia Tech
2013	Durham, NC	North Carolina	Cody Stubbs, North Carolina

FSU ALL-TOURNAMENT MVP (ACC: 1992-PRESENT; METRO 1977-1991)

Terry Kennedy	1977	Jeremy Morris	1997
Mike Fuentes	1980, 1981	Stephen Drew	2002
Danny Dowell	1983	Shane Robinson	2004
Jody Reed	1984		
Richie Lewis	1985		
Mike Loynd	1986		
Ed Porcelli	1987		
Edwin Alicea	1988		
Allen Bevis	1990		
Ty Mueller	1991		
Jonathan Johnson	1995		

ALL-TOURNAMENT TEAMS (ACC: 1992-PRESENT; METRO 1977-1991)

METRO

1977	Chip Bifano	OF
	Joe Hicks	INF
	Terry Kennedy	C
	Larry Jones	P

1978	Ron Traylor	OF
	Bob Benda	INF
	David Mobley	INF
	Brooks Carey	P

1979	Mike Fuentes	OF
	Bruce Huff	OF
	Craig Patterson	INF
	Jeff Ledbetter	DH

1980	Mike Fuentes	OF
	Lionel Martinez	INF
	Rick Figueredo	INF
	Ken Fischer	P

1981	Mike Fuentes	OF
	Mike Yastrzemski	OF
	Joe Licata	OF
	Jeff Ledbetter	INF
	Lionel Martinez	INF
	Don DeLoach	INF
	Craig Ramsey	C
	Rick Hatcher	P

1982	Jeff Ledbetter	OF
	Chris Cawthon	OF
	Jamey Shouppe	P

1983	Frank Fazzini	OF
	Mike Yastrzemski	OF
	Rick Figueredo	INF
	Jody Reed	INF
	Mark Barineau	INF
	Danny Dowell	C
	Jeff Gray	P
	David Smalley	P

1984	Paul Sorrento	OF
	Eric Mangham	OF
	Luis Alicea	INF
	Jody Reed	INF
	Jeff Gray	P
	Doug Little	P
	Vince Calandra	DH

1985	Frank Fazzini	OF
	Paul Sorrento	OF
	Vince Calandra	INF
	Jimmy Jones	INF
	Doug Little	P
	Richie Lewis	P

1986	Paul Sorrento	OF
	Luis Alicea	INF
	Mike Loynd	P

1987	Deion Sanders	OF
	Edwin Alicea	INF
	Jose Marzan	INF
	Barry Blackwell	C
	Ed Porcelli	P
	Richie Lewis	P

1988	Marc Giordano	OF
	Edwin Alicea	INF
	Donny Erickson	INF
	Barry Blackwell	C
	Bret Davis	P

1989	Chris Brock	OF
	Brad Parker	OF
	Bob Reboin	INF
	Rocky Rau	INF
	Brian Gilliland	INF

1990	Allen Bevis	INF
	Eduardo Perez	INF
	Brad Gregory	P
	Buddy Cribb, Jr.	DH

1991	Ty Mueller	OF
	Link Jarrett	INF
	Pedro Grifol	C
	Chris Roberts	P

ACC

1992	Chris Roberts	DH
------	---------------	----

1993	Doug Mientkiewicz	1B
	Mickey Lopez	3B

1994	Randy Hodges	OF
	Scott Zech	OF
	Paul Wilson	SP

1995	Doug Mientkiewicz	1B
	Mickey Lopez	2B
	Jeremy Morris	OF
	Adam Fautot	DH
	Jonathan Johnson	P

1996	J.D. Drew	OF
	Scooby Morgan	P

1997	Jeremy Salazar	C
	Scott Zech	2B
	J.D. Drew	OF
	Jeremy Morris	OF
	Chris Chavez	P
	Randy Choate	P

1998	Jeremy Salazar	C
	Matt Diaz	OF
	Brian Cox	OF

1999	John Ford-Griffin	OF
------	-------------------	----

2000	Marshall McDougall	2B
------	--------------------	----

2001	Tony Richie	C
	John Ford-Griffin	OF

2002	Tony Richie	C
	Stephen Drew	SS
	Ryan Barthelemy	3B
	Matt Lynch	P

2003	Tony Richie	C
	Blake Balkcom	OF

2004	Stephen Drew	SS
	Shane Robinson	OF
	E. Martinez-Estevé	DH/UT
	Mark Sauls	P

2005	Jack Rye	OF
------	----------	----

2006	Travis Anderson	DH
	Danny Diaz	C
	Buster Posey	SS

2007	Tony Thomas, Jr.	2B
------	------------------	----

2008	Buster Posey	C
------	--------------	---

2009	Jason Stidham	2B
	Mike McGee	OF

2010	Tyler Holt	OF
	Stephen Cardullo	SS

2011	Rafael Lopez	C
	Mike McGee	DH/UT
	James Ramsey	OF

2012	Justin Gonzalez	SS
------	-----------------	----

2013	DJ Stewart	OF
------	------------	----



ALL-TIME ACC TOURNAMENT RESULTS

1992
GREENVILLE, SC (3-2)

Sunday, May 10

	R	H	E
#6 Wake Forest	1	3	2
#2 Florida State	6	8	0

Monday, May 11

#2 Florida State	2	10	0
#1 Clemson	5	9	0

Tuesday, May 12

#2 Florida State	7	12	1
#7 North Carolina	3	8	0

#3 NC State	0	4	1
#2 Florida State	1	4	0

Wednesday, May 13

#1 Clemson	11	10	0
#2 Florida State	0	7	3

1993
GREENVILLE, SC (3-2)

Sunday, May 16

	R	H	E
#5 Clemson	6	11	2
#3 Florida State	1	9	0

Monday, May 17

#3 Florida State	11	12	0
#8 Virginia	2	6	2

Tuesday, May 18

#1 Georgia Tech	2	8	1
#3 Florida State	5	8	2

Wednesday, May 19

#3 Florida State	7	9	1
#5 Clemson	5	13	0

Thursday, May 20

#2 NC State	5	9	0
#3 Florida State	1	10	2

1994
GREENVILLE, SC (4-2)

Wednesday, May 18

	R	H	E
#5 NC State	6	11	1
#4 Florida State	5	9	0

Thursday, May 19

#4 Florida State	7	15	1
#8 Maryland	1	5	2

Friday, May 20

#7 Wake Forest	3	7	4
#4 Florida State	18	22	1

Saturday, May 21

#4 Florida State	10	13	1
#1 Clemson	4	11	3

#5 NC State	4	8	0
#4 Florida State	7	10	1

Sunday, May 22 – Championship Game

#4 Florida State	1	5	0
#1 Clemson	4	7	2

1995
GREENVILLE, SC (5-1)

Wednesday, May 17

	R	H	E
#7 Virginia	0	3	2
#2 Florida State	6	9	0

Thursday, May 18

#2 Florida State	12	8	3
#6 NC State	6	11	1

Friday, May 19

#1 Clemson	11	13	1
#2 Florida State	0	3	5

Saturday, May 20

#2 Florida State	10	12	0
#4 North Carolina	1	7	2

#2 Florida State	12	14	1
#1 Clemson	2	4	2

Sunday, May 21 – Championship Game

#1 Clemson	2	5	2
#2 Florida State	8	10	1

1996
DURHAM, NC (4-2)

Wednesday, May 15

	R	H	E
#8 Wake Forest	4	9	3
#1 Florida State	8	15	2

Thursday, May 16

#1 Florida State	2	6	0
#5 Virginia	3	7	0

Friday, May 17

#1 Florida State	7	6	1
#7 Duke	3	14	1

Saturday, May 18

#2 Clemson	1	6	2
#1 Florida State	2	4	0

#5 Virginia	2	8	0
#1 Florida State	8	13	1

Sunday, May 19 – Championship Game

#1 Florida State	1	2	2
#5 Virginia	12	15	2

1997
ST. PETERSBURG, FL (5-0)

Wednesday, May 14

	R	H	E
#7 Duke	2	5	1
#2 Florida State	4	6	5

Thursday, May 15

#3 NC State	3	5	2
#2 Florida State	5	6	1

Friday, May 16

#2 Florida State	8	11	1
#4 Clemson	4	7	1

Saturday, May 17

#2 Florida State	12	17	0
#7 Duke	2	9	2

Championship Game

#4 Clemson	0	2	1
#2 Florida State	10	9	0

1998
DURHAM, NC (4-2)

Wednesday, May 13

	R	H	E
#9 Virginia	1	5	1
#1 Florida State	4	12	1

Thursday, May 14

#1 Florida State	14	12	2
#5 Wake Forest	1	7	5

Friday, May 15

#1 Florida State	13	22	2
#6 North Carolina	11	6	2

(10 innings)

Saturday, May 16

#4 NC State	6	12	2
#1 Florida State	13	13	1

#1 Florida State	1	4	3
#5 Wake Forest	2	8	1

Sunday, May 17 – Championship Game

#5 Wake Forest	6	13	2
#1 Florida State	3	6	0

1999
DURHAM, NC (2-2)

Wednesday, May 19

	R	H	E
#8 Maryland	1	4	1
#1 Florida State	4	9	1

Thursday, May 20

#1 Florida State	7	12	1
#5 Georgia Tech	3	11	2

Friday, May 21

#2 Wake Forest	4	11	0
#1 Florida State	0	7	2

Saturday, May 22

#3 Clemson	8	10	0
#1 Florida State	7	9	2

2000
FORT MILL, SC (2-2)

Wednesday, May 17

	R	H	E
#6 NC State	6	9	2
#3 Florida State	8	10	4

Thursday, May 18

#3 Florida State	4	6	1
#2 Clemson	8	12	0

Friday, May 19

#3 Florida State	4	8	3
#5 North Carolina	1	9	0

Saturday, May 20

#1 Georgia Tech	10	15	1
#3 Florida State	3	8	4

2001
FORT MILL, SC (3-2)

Wednesday, May 16

	R	H	E
#8 NC State	5	8	7
#1 Florida State	11	7	1

Thursday, May 17

#1 Florida State	5	14	4
#4 Georgia Tech	6	16	0

(10 innings)

Friday, May 18

#2 Clemson	4	7	0
#1 Florida State	5	17	1

Saturday, May 19

#1 Florida State	15	19	1
#3 Wake Forest	2	5	2

#8 NC State	8	10	0
#1 Florida State	4	10	3

2002
ST. PETERSBURG, FL (5-0)

Wednesday, May 22

	R	H	E
#9 Duke	7	9	0
#1 Florida State	10	14	0

Thursday, May 23

#1 Florida State	9	11	3
#4 Clemson	4	7	1

Friday, May 24

#1 Florida State	5	9	0
#2 Wake Forest	2	8	0

Saturday, May 25

#5 Georgia Tech	4	6	2
#1 Florida State	7	9	2

Championship Game

#4 Clemson	1	8	1
#1 Florida State	4	10	0

2003
SALEM, VA (3-2)

Thursday, May 22

	R	H	E
#9 Duke	0	6	4
#1 Florida State	13	14	0

Friday, May 23

#1 Florida State	2	10	2
#5 North Carolina	3	10	0

(10 innings)

Saturday, May 24

#6 Virginia	0	6	0
#1 Florida State	2	7	0

#1 Florida State	17	18	2
#3 NC State	6	8	3

Sunday, May 25

#2 Georgia Tech	10	12	2
#1 Florida State	7	7	2



17 CONFERENCE CHAMPIONSHIPS ~ 7 STRAIGHT ACC ATLANTIC DIVISION TITLES

ALL-TIME ACC TOURNAMENT RESULTS

2004
SALEM, VA (5-1)
Wednesday, May 26

	R	H	E
#6 NC State	5	12	0
#3 Florida State	6	11	1

Thursday, May 27

#3 Florida State	6	11	2
#7 Duke	3	9	1

Friday, May 28

#3 Florida State	4	9	3
#1 Georgia Tech	13	15	1

Saturday, May 29

#5 North Carolina	7	12	4
#3 Florida State	8	15	4

(11 innings)

#1 Georgia Tech	7	9	2
#3 Florida State	8	15	4

Sunday, May 30 - Championship Game

#3 Florida State	17	20	3
#1 Georgia Tech	5	9	3

2005
JACKSONVILLE, FL (2-2)
Wednesday, May 25

	R	H	E
#5 North Carolina	2	9	3
#4 Florida State	3	9	3

(12 innings)

Thursday, May 26

#4 Florida State	4	9	0
#1 Georgia Tech	5	10	1

Friday, May 27

#8 Wake Forest	3	10	1
#4 Florida State	7	6	2

Saturday, May 28

#1 Georgia Tech	18	14	0
#4 Florida State	2	7	4

(7 innings)

2006
JACKSONVILLE, FL (3-2)
Wednesday, May 24

	R	H	E
#6 Florida State	2	8	2
#3 Virginia	6	6	0

Thursday, May 25

#2 North Carolina	6	11	0
#6 Florida State	7	9	0

Friday, May 26

#3 Virginia	0	8	1
#6 Florida State	11	13	0

(7 innings)

Saturday, May 27

#6 Florida State	7	10	1
#7 NC State	3	10	1

#7 NC State	8	16	1
#6 Florida State	7	12	1

2007
JACKSONVILLE, FL (1-2)
Wednesday, May 23

	R	H	E
#8 Wake Forest	2	7	3
#1 Florida State	11	14	2

Friday, May 25

#1 Florida State	3	8	1
#5 Miami	9	11	1

Saturday, May 26

#1 Florida State	1	6	1
#4 Clemson	5	10	1

2008
JACKSONVILLE, FL (2-1)
Wednesday, May 21

	R	H	E
#7 Wake Forest	3	7	1
#2 Florida State	8	11	1

Friday, May 23

#2 Florida State	3	9	1
#6 Virginia	5	11	1

Saturday, May 24

#2 Florida State	9	12	0
#3 North Carolina	6	10	2

2009
DURHAM, NC (2-2)
Wednesday, May 20

	R	H	E
#8 Boston College	2	9	1
#1 Florida State	7	7	0

Thursday, May 21

#1 Florida State	4	6	0
#5 Miami	2	4	2

Saturday, May 23

#4 Georgia Tech	9	10	0
#1 Florida State	2	10	1

Sunday, May 24 - Championship Game

#6 Virginia	6	8	0
#1 Florida State	3	9	3

2010
GREENSBORO, NC (3-1)
Wednesday, May 26

	R	H	E
#5 Florida State	3	6	1
#4 Miami	9	7	2

Thursday, May 27

#5 Florida State	11	14	0
#1 Virginia	4	6	0

Friday, May 28

#8 Boston College	2	5	1
#5 Florida State	12	15	1

Sunday, May 30 - Championship Game

#7 NC State	3	7	1
#5 Florida State	8	12	0

2011
DURHAM, NC (2-2)
Wednesday, May 25

	R	H	E
#7 NC State	7	10	0
#2 Florida State	0	4	2

Thursday, May 26

#2 Florida State	6	13	0
#6 Clemson	3	10	0

Saturday, May 28

#3 Georgia Tech	2	7	2
#2 Florida State	4	7	2

Sunday, May 29 - Championship Game

#2 Florida State	2	8	0
#1 Virginia	7	6	2

2012
GREENSBORO, NC (0-3)
Wednesday, May 23

	R	H	E
#8 Georgia Tech	5	7	1
#1 Florida State	4	7	0

Friday, May 25

#1 Florida State	7	11	2
#5 Clemson	9	11	0

Saturday, May 26

#1 Florida State	0	5	2
#4 Virginia	7	12	0

2013
DURHAM, NC (0-3)
Wednesday, May 22

	R	H	E
#7 Georgia Tech	4	9	0
#2 Florida State	3	6	0

Thursday, May 23

#2 Florida State	2	7	0
#6 Virginia Tech	3	8	0

Saturday, May 25

#2 Florida State	4	8	3
#3 Virginia	7	13	0

(12 innings)

ALL-TIME ACC TOURNAMENT RECORDS

Year-By-Year Record

1992 - Greenville, SC	3-2
1993 - Greenville, SC	3-2
1994 - Greenville, SC	4-2
1995 - Greenville, SC	5-1
1996 - Durham, NC	4-2
1997 - St. Petersburg, FL	5-0
1998 - Durham, NC	4-2
1999 - Durham, NC	2-2
2000 - Ft. Mill, SC	2-2
2001 - Ft. Mill, SC	3-2
2002 - St. Petersburg, FL	5-0
2003 - Salem, VA	3-2
2004 - Salem, VA	5-1
2005 - Jacksonville, FL	2-2
2006 - Jacksonville, FL	3-2
2007 - Jacksonville, FL	1-2
2008 - Jacksonville, FL	2-1
2009 - Durham, NC	2-2
2010 - Greensboro, NC	3-1
2011 - Durham, NC	2-2
2012 - Greensboro, NC	0-3
2013 - Durham, NC	0-3
Totals	63-38

Bold denotes played in ACC Finals

Record vs. Opponents

Boston College	2-0
Clemson	11-9
Duke	6-0
Georgia Tech	6-9
Maryland	2-0
Miami	1-2
North Carolina	8-1
NC State	11-5
Virginia	7-8
Virginia Tech	0-1
Wake Forest	9-3

Record vs. Opponents in Finals

Clemson	3-1
(1994 - L; 1995 - W; 1997 - W; 2002 - W)	
Georgia Tech	1-0
(2004 - W)	
NC State	1-0
(2010 - W)	
Virginia	0-3
(1996 - L; 2009 - L; 2011 - L)	
Wake Forest	0-1
(1998 - L)	

Record by Location

Greenville, SC	15-7 (1)
(4 years - 1992, 1993, 1994, 1995)	
Durham, NC	14-13
(6 years - 1996, 1998, 1999, 2009, 2011, 2013)	
St. Petersburg, FL	10-0 (2)
(2 years - 1997, 2002)	
Salem, VA	8-3 (1)
(2 years - 2003, 2004)	
Jacksonville, FL	8-7
(4 years - 2005, 2006, 2007, 2008)	
Ft. Mill, SC	5-4
(2 years - 2000, 2001)	
Greensboro, NC	3-4 (1)
(2 years - 2010, 2012)	

Bold denotes played in finals

Bold, Underline denotes won championship

(#) denotes championship wins



YEAR-BY-YEAR RESULTS

1948 9-8

Charlie Armstrong, Head Coach

Mar 29	Mississippi College	W	6-0
Mar 30	Mississippi College	L	3-13
Apr 9	Rollins	L	5-20
Apr 10	Rollins	L	5-8
Apr 16	at Mississippi College	W	6-5
Apr 17	at Mississippi College	L	6-7
Apr 22	at Mercer	W	14-12
Apr 23	at Middle Georgia	W	5-4
Apr 24	at Georgia-Savannah	L	4-9
Apr 28	at Troy State	L	2-3
May 7	at Georgia Teachers	W	5-2
May 8	at Georgia Teachers	W	12-8
May 14	Middle Georgia	W	7-6
May 15	Georgia-Savannah	W	8-3
May 21	at Rollins	L	5-8
May 22	at Rollins	L	2-8
May 27	Troy State	W	6-5

1949 11-8

Charlie Armstrong, Head Coach

Mar 30	Mississippi	W	7-3
Mar 31	Mississippi	W	6-5
Apr 1	Mercer	L	3-8
Apr 2	Oglethorpe	L	5-7
Apr 8	at Mississippi College	W	18-13
Apr 9	at Millsaps	W	10-8
Apr 15	at Florida Southern	L	3-5
Apr 16	Florida Southern	L	8-10
Apr 18	Mississippi College	W	5-4
Apr 19	Mississippi College	W	11-6
Apr 22	at Stetson	W	10-1
Apr 23	at Stetson	L	8-9
Apr 29	Tampa	W	8-7
Apr 30	Tampa	W	7-4
May 7	at Mercer	W	6-1
May 13	Stetson	L	2-4
May 14	Stetson	W	4-2
May 20	at Florida Southern	L	1-3
May 21	at Florida Southern	L	1-3

1950 13-7

Charlie Armstrong, Head Coach

Mar 27	Mississippi College	W	11-6
Mar 28	Mississippi College	W	13-4
Mar 31	Rollins	L	2-14
Apr 1	Rollins	L	4-6
Apr 7	Florida Southern	L	2-4
Apr 8	Florida Southern	W	10-6
Apr 10	Bradley	W	3-2
Apr 11	Bradley	L	1-10
Apr 14	Stetson	L	0-5
Apr 15	Stetson	W	8-6
Apr 21	Tampa	W	7-6
Apr 22	Tampa	W	12-3
Apr 28	Mercer	W	3-1
Apr 29	Mercer	W	12-4
May 5	Tampa	W	10-1
May 6	Tampa	L	7-9
May 13	at Mercer	L	6-10
May 14	at Mercer	W	11-7
May 19	Stetson	W	15-10
May 20	Stetson	W	9-4

1951 13-6

Charlie Armstrong, Head Coach

Mar 13	Tennessee	W	10-9
Mar 21	Georgia	W	9-4
Mar 23	at Miami	L	2-11
Mar 24	at Miami	W	13-4
Mar 26	at Florida Southern	W	15-6
Mar 27	at Florida Southern	W	13-3
Apr 2	Mississippi College	W	22-9
Apr 3	Mississippi College	W	6-2
Apr 5	at Rollins	W	9-3
Apr 6	at Rollins	W	9-2
Apr 20	at Stetson	L	0-3
Apr 21	at Stetson	L	2-3
Apr 27	at Georgia	W	8-6
Apr 28	at Georgia	L	0-2

May 3	Florida Southern	W	6-5
May 11	at Mississippi College	W	10-4
May 12	at Mississippi College	L	7-8
May 18	Stetson	W	8-2
May 19	Stetson	L	5-7

1952 17-4

Ralph Matherly, Head Coach

Mar 17	Kenyon	W	21-1
Mar 18	Kenyon	W	11-2
Mar 21	Georgia	L	3-8
Mar 22	Georgia	W	8-3
Mar 27	Amherst	W	4-2
Mar 28	Loyola	W	1-0
Mar 29	Loyola	W	7-0
Apr 4	Miami	W	3-1
Apr 5	Miami	W	7-0
Apr 11	at Stetson	L	2-7
Apr 12	at Stetson	W	11-10
Apr 14	Tampa	W	7-4
Apr 15	Tampa	L	0-4
Apr 18	Tampa	W	16-11
Apr 19	Tampa	W	13-3
Apr 25	Florida Southern	W	9-3
Apr 26	Florida Southern	W	5-0
Apr 29	Florida Southern	W	22-11
May 9	Rollins	W	2-1
May 10	Rollins	L	2-9
May 16	Stetson	W	4-2

1953 13-10-1

Ralph Matherly, Head Coach

Mar 20	Georgia Teachers	W	14-6
Mar 21	Georgia Teachers	W	15-4
Mar 23	Georgia	L	0-3
Mar 24	Jacksonville State	W	8-4
Mar 27	SE Louisiana	L	1-6
Mar 28	SE Louisiana	W	5-4
Mar 30	Amherst	W	5-0
Mar 31	Amherst	W	4-3
Apr 3	at Rollins	L	0-4
Apr 4	at Rollins	L	2-4
Apr 6	at Tampa	T	8-8
Apr 7	at Tampa	L	1-4
Apr 10	at Stetson	W	14-7
Apr 11	at Stetson	W	8-2
Apr 13	Cincinnati	W	14-1
Apr 14	Jacksonville Navy	W	4-2
Apr 15	Jacksonville Navy	L	4-7
Apr 24	at Georgia Teachers	L	2-6
Apr 25	at Georgia Teachers	W	15-6
Apr 28	at Georgia	L	6-12
May 1	Stetson	L	0-1
May 2	Stetson	W	9-6
May 8	at Florida Southern	L	2-7
May 9	at Florida Southern	W	15-4

1954 13-8

Ralph Matherly, Head Coach

Mar 12	at Jacksonville Navy	L	1-2
Mar 13	at Jacksonville Navy	W	7-4
Mar 18	Georgia	W	8-7
Mar 20	Tennessee	W	7-4
Mar 20	Auburn	L	2-7
Mar 23	Davidson	W	7-1
Mar 24	Jacksonville State	W	24-0
Mar 29	Amherst	W	11-3
Mar 30	Amherst	W	10-6
Apr 1	Duke	L	4-8
Apr 2	Duke	L	2-6
Apr 5	at Georgia	L	7-8
Apr 12	Stetson	W	4-3
Apr 13	Stetson	L	4-8
Apr 15	Georgia Teachers	W	7-4
Apr 24	at Stetson	L	3-7
Apr 24	at Stetson	L	0-7
Apr 30	Tampa	W	13-1
May 1	Tampa	W	7-2
May 7	Florida Southern	W	10-1
May 8	Florida Southern	W	16-1

1955 17-6-1

Danny Litwhiler, Head Coach

Mar 11	at Florida Southern	W	4-1
Mar 12	at Florida southern	W	15-0
Mar 18	Furman	W	17-3
Mar 19	Furman	W	6-3
Mar 20	Louisiana State	W	5-3
Mar 21	Georgia	W	9-2
Mar 22	Georgia	L	6-7
Mar 23	Amherst	W	10-1
Mar 24	Amherst	L	7-9
Mar 28	Mississippi College	T	0-0
Apr 4	Stetson	L	7-8
Apr 5	Stetson	W	16-2
Apr 8	Wisconsin	W	3-2
Apr 9	Wisconsin	W	7-2
Apr 12	at Rollins	W	7-2
Apr 13	at Rollins	L	3-9
Apr 15	at Miami	W	4-3
Apr 16	at Miami	L	4-5
Apr 29	at Georgia Teachers	W	10-3
Apr 30	at Georgia Teachers	W	12-2
May 2	at Georgia	W	14-5
May 3	at Georgia	L	3-17
May 6	at Stetson	W	6-4
May 7	at Stetson	W	14-5

1956 25-7

Danny Litwhiler, Head Coach

NCAA DISTRICT 3 PLAYOFFS

Mar 16	Furman	W	6-1
Mar 17	Furman	W	20-0
Mar 19	Georgia Teachers	W	6-5
Mar 20	Georgia Teachers	W	10-5
Mar 23	Florida Southern	W	9-2
Mar 24	Florida Southern	W	8-5
Mar 26	Indiana	W	11-6
Mar 27	Indiana	W	14-10
Mar 29	North Carolina	W	3-2
Mar 30	Wisconsin	W	5-3
Mar 31	Notre Dame	W	12-5
Apr 2	West Virginia	L	12-13
Apr 3	Illinois	W	13-10
Apr 4	Wisconsin	W	4-3
Apr 5	Illinois	W	12-0
Apr 6	Wisconsin	L	3-10
Apr 7	Wisconsin	W	1-0
Apr 9	at Florida	L	5-7
Apr 16	Cincinnati	W	8-2
Apr 20	Stetson	W	8-1
Apr 21	Stetson	W	23-2
Apr 23	Georgia	L	0-2
Apr 27	Miami	W	13-5
Apr 28	Miami	W	2-0
May 5	Georgia Teachers	W	5-3
May 7	Georgia	W	9-8
May 8	Georgia	W	6-2
May 11	Rollins	L	7-9
May 12	Rollins	W	9-0
Jun 1	vs. Duke#	W	2-1
Jun 2	vs. Duke#	L	2-4
Jun 2	vs. Duke#	L	6-7

1957 22-9

Danny Litwhiler, Head Coach

COLLEGE WORLD SERIES

Mar 19	Auburn	W	8-2
Mar 20	Auburn	W	10-5
Mar 22	Stetson	W	15-0
Mar 23	Stetson	L	2-3
Mar 25	Michigan State	L	3-8
Mar 26	Yale	W	7-0
Mar 27	Duke	W	2-0
Mar 28	Michigan State	W	7-4
Mar 29	Yale	W	11-8
Mar 30	Duke	L	1-8
Apr 2	Ithaca	W	7-6
Apr 3	Ithaca	W	21-4
Apr 5	Florida	L	2-13
Apr 6	Florida	W	4-1
Apr 16	Miami	W	15-3



17 CONFERENCE CHAMPIONSHIPS ~ 7 STRAIGHT ACC ATLANTIC DIVISION TITLES

YEAR-BY-YEAR RESULTS

Apr 17	Miami	W	21-3
Apr 19	at Georgia Teachers	W	13-2
Apr 20	at Georgia Teachers	W	8-3
Apr 22	at Auburn	L	9-10
Apr 23	at Auburn	W	10-4
Apr 26	at Florida Southern	W	4-0
Apr 27	at Florida Southern	W	10-2
Apr 29	at Miami	W	15-3
Apr 30	at Miami	L	1-2
May 2	at Rollins	W	5-0
May 31	vs. Georgia Teachers#	W	5-3
Jun 1	vs. Duke#	W	3-2
Jun 2	vs. Duke#	L	6-8
Jun 3	vs. Duke#	W	4-1
Jun 8	vs. Penn State###	L	0-7
Jun 9	vs. Connecticut###	L	3-5

1958 20-7

Danny Litwhiler, Head Coach

NCAA DISTRICT 3 PLAYOFFS

Mar 20	Auburn	L	3-4
Mar 20	Auburn	L	7-10
Apr 4	Wisconsin	W	12-4
Apr 5	Notre Dame	W	5-2
Apr 5	West Virginia	W	14-7
Apr 7	Wisconsin	W	7-3
Apr 8	Notre Dame	W	3-2
Apr 10	Wisconsin	W	3-1
Apr 11	at Florida	L	7-8
Apr 12	at Florida	L	1-8
Apr 18	Miami	W	18-0
Apr 19	Miami	L	7-12
Apr 25	at Auburn	W	5-1
Apr 26	at Auburn	W	4-2
Apr 28	Florida Southern	W	5-0
Apr 29	Florida Southern	W	11-1
May 2	at Stetson	W	4-2
May 3	at Stetson	W	9-1
May 5	at Miami	W	9-2
May 6	at Miami	W	6-1
May 9	Rollins	W	7-1
May 10	Rollins	W	7-6
May 16	Georgia Teachers	W	15-10
May 17	Georgia Teachers	W	17-3
Jun 5	vs. George Washington#	W	3-1
Jun 7	vs. Florida#	L	1-2
Jun 7	vs. Clemson#	L	5-8

1959 22-11

Danny Litwhiler, Head Coach

NCAA DISTRICT 3 PLAYOFFS

Mar 13	Camp LeJeune	W	14-4
Mar 14	Camp LeJeune	W	11-3
Mar 14	Camp LeJeune	W	10-8
Mar 17	Auburn	W	8-4
Mar 17	Auburn	W	11-3
Mar 18	Georgia	L	1-4
Mar 19	Georgia	W	16-4
Mar 23	Stetson	W	17-0
Mar 24	Stetson	W	21-12
Mar 26	North Carolina	L	9-11
Mar 27	Illinois	W	16-9
Mar 28	Florida	W	8-7
Mar 30	Michigan State	W	5-2
Mar 30	Duke	L	3-6
Mar 31	Western Michigan	L	2-3
Apr 2	Duke	W	5-1
Apr 3	Western Michigan	W	2-0
Apr 3	Michigan	W	11-0
Apr 4	Michigan State	L	2-8
Apr 10	Florida	L	3-6
Apr 11	Florida	L	7-9
Apr 17	Florida Southern	L	1-2
Apr 25	Georgia Teachers	W	7-1
Apr 27	Tampa	W	19-1
May 9	at Georgia Teachers	L	4-5
May 11	at Georgia	W	8-2
May 12	at Georgia	W	4-2
May 13	at Auburn	W	4-3
May 14	at Auburn	W	8-6
Jun 4	vs. George Washington#	W	3-2
Jun 5	vs. Clemson#	L	2-24

Jun 5	vs. Georgia Tech#	W	16-9
Jun 6	vs. Clemson#	L	0-5

1960 13-9

Danny Litwhiler, Head Coach

Mar 14	at Miami	W	6-3
Mar 15	at Miami	W	10-6
Mar 18	Georgia	W	10-1
Mar 19	Ohio State	L	7-13
Mar 21	Auburn	L	4-10
Mar 22	Auburn	W	22-8
Mar 23	Auburn	W	11-4
Mar 26	Jacksonville	W	8-4
Mar 31	at Georgia	W	9-2
Apr 1	at Georgia	L	8-11
Apr 18	Mississippi College	W	4-2
Apr 19	Mississippi College	L	2-4
Apr 20	Florida Southern	L	4-11
Apr 21	Florida Southern	L	3-5
Apr 25	Georgia Southern	W	12-5
Apr 26	Georgia Southern	L	9-10
May 6	at Auburn	L	3-4
May 7	at Auburn	L	5-6
May 9	at Florida	W	8-4
May 10	at Florida	W	13-11
May 13	Miami	W	16-3
May 14	Miami	W	9-5

1961 21-7

Danny Litwhiler, Head Coach

NCAA DISTRICT 3 PLAYOFFS

COLLEGIATE BASEBALL - 17TH

Mar 15	Georgia	W	9-8
Mar 16	Georgia	W	11-3
Mar 20	Auburn	W	10-1
Mar 21	Auburn	W	10-9
Mar 21	Auburn	L	5-15
Mar 24	Jacksonville	W	9-8
Mar 25	Jacksonville	L	3-6
Mar 27	Duke	W	10-6
Mar 28	Duke	W	4-0
Mar 29	Duke	W	7-5
Mar 30	Duke	W	8-2
Apr 1	North Carolina	W	10-1
Apr 3	Florida	L	2-3
Apr 4	Florida	W	8-5
Apr 4	Western Michigan	L	2-10
Apr 5	Western Michigan	W	7-6
Apr 8	at Georgia Southern	W	6-4
Apr 8	at Georgia Southern	W	9-1
Apr 14	at Florida Southern	W	5-4
Apr 15	at Florida Southern	W	13-2
Apr 17	at Miami	W	2-0
Apr 18	at Miami	W	14-6
Apr 21	at Georgia	W	5-3
Apr 22	at Georgia	L	9-10
May 8	Georgia Southern	W	17-8
Jun 1	vs. West Virginia#	W	3-1
Jun 1	vs. Duke#	L	2-7
Jun 2	vs. West Virginia#	L	3-4

1962 23-14

Danny Litwhiler, Head Coach

COLLEGE WORLD SERIES

COLLEGIATE BASEBALL - 4TH

Mar 14	Georgia	W	13-3
Mar 15	Georgia	W	6-3
Mar 16	Auburn	L	7-12
Mar 17	Auburn	L	2-10
Mar 19	Georgia Tech	W	10-4
Mar 20	Georgia Tech	W	9-8
Mar 21	Georgia Tech	W	7-6
Mar 23	Jacksonville	W	8-2
Mar 30	Clemson	W	14-8
Apr 2	Furman	L	2-7
Apr 3	Furman	W	21-9
Apr 9	at Auburn	L	6-7
Apr 10	at Auburn	L	3-5
Apr 16	Miami	L	4-6
Apr 17	Miami	W	9-8
Apr 19	at Clemson	L	11-14
Apr 20	at Duke	W	3-1

Apr 21	at Duke	L	4-5
Apr 22	vs. East Carolina	L	2-19
Apr 23	at North Carolina	W	9-2
Apr 24	at North Carolina State	W	12-3
Apr 25	at Georgia Southern	W	5-1
May 11	Florida Southern	W	9-7
May 12	Florida Southern	W	12-11
May 14	Georgia Southern	L	2-4
May 15	Georgia Southern	W	8-2
May 18	at Florida	L	5-9
May 19	at Florida	W	6-2
May 31	vs. Florida#	L	0-1
Jun 1	vs. West Virginia#	W	6-5
Jun 2	vs. Florida#	W	3-1
Jun 4	vs. Wake Forest#	W	10-8
Jun 4	vs. Wake Forest#	W	3-2
Jun 11	vs. Santa Clara###	W	5-1
Jun 12	vs. Ithaca###	W	5-4
Jun 13	vs. Michigan###	L	7-10
Jun 14	vs. Santa Clara###	L	6-11

1963 27-13

Danny Litwhiler, Head Coach

COLLEGE WORLD SERIES

COLLEGIATE BASEBALL - 6TH

Mar 16	Auburn	W	2-1
Mar 18	Auburn	W	8-3
Mar 21	Clemson	W	10-7
Mar 22	Clemson	L	7-12
Mar 23	Clemson	W	12-3
Mar 23	Navy	L	7-8
Mar 25	at Auburn	W	5-1
Mar 26	at Auburn	W	9-7
Mar 29	at Florida Southern	W	9-0
Mar 30	at Florida Southern	W	6-0
Apr 1	at Miami	W	2-1
Apr 2	at Miami	L	1-4
Apr 5	Furman	W	13-3
Apr 6	Furman	W	9-2
Apr 9	Valdosta State	W	14-0
Apr 10	Georgia Southern	W	10-8
Apr 10	Georgia Southern	L	0-9
Apr 22	North Carolina	W	5-2
Apr 23	Wake Forest	L	5-7
Apr 24	North Carolina State	L	7-8
Apr 25	Duke	W	6-0
Apr 26	East Carolina	W	6-1
May 3	at Florida	L	1-3
May 4	at Florida	L	3-6
May 13	Georgia Southern	W	10-6
May 14	Georgia Southern	W	7-0
May 16	Georgia Tech	W	10-5
May 16	Georgia Tech	L	4-5
May 17	at Georgia	W	9-5
May 18	at Georgia	W	4-3
May 24	Florida	W	6-2
May 25	Florida	W	5-1
May 25	Florida	L	1-3
May 30	vs. Auburn#	W	4-3
May 31	vs. Wake Forest#	W	12-4
Jun 1	vs. Wake Forest#	L	5-6
Jun 1	vs. Wake Forest#	W	11-5
Jun 10	vs. Western Michigan###	W	5-2
Jun 11	vs. Arizona###	L	3-4 (11)
Jun 12	vs. Southern California###	L	3-4

1964 23-13

Fred Hatfield, Head Coach

Mar 16	Florida Southern	W	5-2
Mar 17	Florida Southern	L	4-8
Mar 19	Clemson	W	8-5
Mar 20	Clemson	L	5-8
Mar 21	Clemson	W	12-6
Mar 21	Tennessee	W	15-7
Mar 23	Georgia Tech	W	5-0
Mar 24	Georgia Tech	W	3-2
Mar 25	Northeast Louisiana	W	7-4
Mar 26	North Carolina	W	9-0
Mar 27	Mississippi State	W	7-1
Mar 28	Amherst	W	5-0
Mar 28	Duke	W	10-4
Mar 30	North Carolina	W	17-3



YEAR-BY-YEAR RESULTS

Mar 31	Wake Forest	L	4-6
Apr 1	Michigan State	W	10-5
Apr 2	Michigan State	W	7-6
Apr 3	Wake Forest	L	4-7
Apr 4	Wake Forest	W	9-2
Apr 20	Auburn	L	3-5
Apr 21	at Georgia Tech	W	14-1
Apr 22	at Georgia	L	5-6
Apr 23	at Georgia	W	18-11
Apr 24	at Georgia Southern	L	6-8
Apr 25	at Georgia Southern	W	6-1
May 4	Auburn	L	2-4
May 5	Auburn	L	5-19
May 11	Georgia Southern	W	9-7
May 12	Georgia Southern	L	6-9
May 16	Jacksonville	W	7-4
May 16	Jacksonville	W	3-2
May 22	Florida	L	2-6
May 23	Florida	W	4-3
May 29	Florida	L	1-2
May 30	at Florida	L	1-2
May 31	at Florida	W	5-4

1965 32-11-1

Fred Hatfield, Head Coach
COLLEGE WORLD SERIES
COLLEGIATE BASEBALL - 5TH

Mar 12	Miami	W	7-4
Mar 13	Miami	W	9-4
Mar 13	Miami	T	9-9
Mar 15	Florida Southern	W	4-3
Mar 18	Kentucky	W	2-0
Mar 26	Jacksonville	L	0-1
Mar 26	Jacksonville	L	0-1
Mar 29	Michigan State	W	11-8
Mar 30	Duke	W	11-1
Mar 31	Wake Forest	W	8-1
Apr 1	Wake Forest	W	5-3
Apr 2	Michigan State	L	2-4
Apr 3	Duke	W	9-4
Apr 3	Wake Forest	W	11-4
Apr 5	Auburn	W	6-1
Apr 6	Auburn	W	12-0
Apr 9	at Georgia Southern	W	4-2
Apr 10	at Georgia Southern	W	6-3
Apr 22	at Duke	W	11-2
Apr 23	at North Carolina State	L	2-7
Apr 24	at North Carolina	L	1-12
Apr 26	at Clemson	L	8-9
Apr 27	at Clemson	W	13-11
Apr 27	at Clemson	W	16-3
Apr 30	Pensacola Navy	W	10-1
May 1	Pensacola Navy	W	12-2
May 7	Loyola	W	7-6
May 8	Loyola	W	18-14
May 10	Georgia Southern	W	10-4
May 11	Georgia Southern	W	6-2
May 13	Jacksonville	W	8-2
May 21	at Florida	L	6-8
May 22	at Florida	W	3-2
May 24	Pensacola Navy	W	10-2
May 27	vs. Mississippi State#	L	3-6
May 27	vs. Maryland#	W	7-3
May 28	vs. Mississippi State#	W	6-2
May 29	vs. Furman#	W	2-1
May 29	vs. Furman#	W	7-5
Jun 2	Florida	W	5-4
Jun 3	Florida	L	10-11
Jun 7	vs. Ohio State###	L	1-2
Jun 8	vs. Texas###	W	3-2
Jun 9	vs. St. Louis###	L	3-5

1966 39-13

Fred Hatfield, Head Coach
NCAA DISTRICT 3 PLAYOFFS
COLLEGIATE BASEBALL - 9TH

Mar 14	Kentucky	W	9-4
Mar 15	Kentucky	W	19-3
Mar 16	Kentucky	W	7-0
Mar 17	Kentucky	W	20-1
Mar 18	Tennessee	L	7-8
Mar 19	Tennessee	W	8-6

Mar 21	Mississippi State	W	24-2
Mar 22	Auburn	W	6-3
Mar 23	Mississippi	W	9-8
Mar 24	Mississippi	W	9-4
Mar 25	Mississippi	W	11-10
Mar 26	Mississippi	W	5-3
Mar 28	Michigan State	W	5-0
Mar 29	Michigan State	L	6-7
Mar 30	Wake Forest	W	14-12
Mar 31	Michigan State	W	5-4
Mar 31	Rutgers	W	18-10
Apr 1	Wake Forest	L	3-4
Apr 1	at Auburn	L	2-7
Apr 2	at Auburn	L	2-6
Apr 4	Spring Hill	W	18-3
Apr 5	Spring Hill	W	13-6
Apr 7	North Carolina	W	15-7
Apr 8	North Carolina	L	4-6
Apr 8	Miami	L	1-6
Apr 9	North Carolina	W	4-1
Apr 9	Miami	W	10-2
Apr 13	Furman	W	15-2
Apr 23	at Louisiana State	L	2-3
Apr 23	at Louisiana State	L	0-1
Apr 24	Loyola	W	3-0
Apr 25	Loyola	W	5-0
Apr 26	Spring Hill	W	3-2
Apr 27	Spring Hill	W	14-2
Apr 29	Georgia Southern	W	9-4
Apr 30	Georgia Southern	W	9-1
May 6	at Florida	W	16-4
May 7	at Florida	L	0-1
May 9	Georgia Southern	W	10-0
May 10	Georgia Southern	W	10-9
May 13	Jacksonville	W	15-5
May 19	Jacksonville	W	3-1
May 20	Florida	W	1-0
May 21	Florida	W	4-0
May 23	Clemson	W	11-5
May 24	Clemson	W	4-3
May 25	Clemson	L	3-4
Jun 2	vs. Mississippi State#	L	3-4
Jun 3	vs. East Carolina#	W	6-3
Jun 3	vs. Mississippi State#	W	7-0
Jun 4	vs. North Carolina#	W	6-5
Jun 4	vs. North Carolina#	L	4-6

1967 30-14

Fred Hatfield, Head Coach
NCAA DISTRICT 3 PLAYOFFS
COLLEGIATE BASEBALL - 13TH

Mar 3	at Miami	W	9-4
Mar 4	at Miami	W	6-5
Mar 5	Tampa	W	14-0
Mar 20	Auburn	L	7-12
Mar 20	Georgia	L	1-2
Mar 21	Springfield	W	3-1
Mar 21	Auburn	W	1-0
Mar 22	Springfield	W	6-5
Mar 22	Virginia Tech	W	7-2
Mar 23	Alabama	L	3-4
Mar 24	Penn State	W	9-3
Mar 25	Alabama	W	1-0
Mar 27	Tulane	W	10-6
Mar 28	Penn State	L	6-7
Mar 28	Tulane	W	5-1
Mar 29	William & Mary	W	5-4
Mar 30	Wake Forest	W	5-1
Mar 30	North Carolina	W	5-1
Mar 31	North Carolina	L	1-3
Mar 31	Wake Forest	W	3-2
Apr 1	Wake Forest	L	0-1
Apr 1	North Carolina	W	2-1
Apr 5	Parsons	L	0-10
Apr 6	Parsons	L	4-16
Apr 7	at Auburn	L	2-5
Apr 8	at Auburn	W	9-3
Apr 21	at Tulane	W	8-5
Apr 22	at Tulane	W	7-5
Apr 23	at Loyola	W	5-1
Apr 24	at Loyola	W	5-1
Apr 28	at Georgia Southern	W	7-1

Apr 29	at Georgia Southern	W	5-2
May 5	Georgia Southern	W	2-0
May 6	Georgia Southern	W	7-0
May 11	Jacksonville	W	7-0
May 16	at Jacksonville	W	8-1
May 19	Florida	W	7-5
May 20	Florida	L	2-5
May 26	at Florida	W	6-3
May 27	at Florida	L	1-2
May 27	at Florida	L	1-3
Jun 2	vs. Clemson#	W	5-3
Jun 3	vs. Auburn#	L	3-13
Jun 4	vs. Clemson#	L	4-6

NOTE: Includes two forfeit wins over Tampa, May 9 & 10.

1968 35-6

Fred Hatfield, Head Coach
NCAA DISTRICT 3 PLAYOFFS
COLLEGIATE BASEBALL - 12TH

Mar 16	Valdosta Red Sox	W	7-0
Mar 17	Valdosta Red Sox	W	11-3
Mar 19	Georgia	W	2-0
Mar 20	Georgia	L	2-3
Mar 23	Penn State	W	10-8
Mar 25	Springfield	W	10-9
Mar 26	Penn State	W	7-2
Mar 27	Springfield	W	18-0
Mar 27	Wake Forest	W	3-0
Mar 28	Wake Forest	W	7-4
Mar 29	Southern Illinois	W	6-0
Mar 30	Southern Illinois	W	8-4
Apr 1	Southern Illinois	W	5-3
Apr 8	Kentucky Wesleyan	W	15-1
Apr 9	Kentucky Wesleyan	W	15-5
Apr 12	Valdosta Red Sox	W	18-3
Apr 13	Valdosta Red Sox	W	3-1
Apr 19	Miami	W	4-1
Apr 20	Miami	W	7-6
Apr 22	Auburn	W	2-1
Apr 23	Auburn	W	7-3
Apr 26	Loyola	W	5-1
Apr 27	Loyola	W	4-1
May 3	at Georgia Southern	W	12-6
May 4	at Georgia Southern	W	4-1
May 7	at Florida	L	2-3
May 8	at Florida	L	2-3
May 10	Georgia Southern	W	10-2
May 11	Georgia Southern	W	9-4
May 13	at Auburn	W	3-2
May 14	at Auburn	L	1-18
May 15	Jacksonville	W	4-0
May 16	Jacksonville	W	9-4
May 24	Florida	W	1-0
May 25	Florida	W	5-0
May 25	Florida	W	5-0
May 30	vs. East Carolina#	L	1-2
May 31	vs. Alabama#	W	6-1
Jun 1	vs. East Carolina#	W	3-2
Jun 1	vs. North Carolina State#	W	15-12
Jun 3	vs. North Carolina State#	L	1-4

1969 39-12-1

Jack Stallings, Head Coach
COLLEGIATE BASEBALL - 10TH

Mar 6	at Florida Southern	T	5-5
Mar 7	at Miami	W	6-2
Mar 8	at Miami	W	5-0
Mar 9	at St. Leo	L	2-3
Mar 14	Auburn	L	0-1
Mar 15	Auburn	W	6-1
Mar 22	Loyola	L	3-5
Mar 22	Loyola	W	2-0
Mar 24	Tulane	W	5-0
Mar 24	Tulane	L	0-1
Mar 25	Penn State	W	4-3
Mar 26	Penn State	W	8-1
Mar 27	Penn State	W	6-0
Mar 28	Penn State	W	8-4
Mar 28	Southern Illinois	L	0-1
Mar 29	Southern Illinois	W	3-1
Mar 29	Southern Illinois	W	5-4
Apr 2	Belmont Abbey	W	10-9



17 CONFERENCE CHAMPIONSHIPS ~ 7 STRAIGHT ACC ATLANTIC DIVISION TITLES

YEAR-BY-YEAR RESULTS

Apr 2	Wake Forest	W	9-4
Apr 3	Belmont Abbey	W	8-4
Apr 3	Wake Forest	W	16-6
Apr 4	Wake Forest	W	16-14
Apr 4	South Carolina	W	4-3
Apr 5	Wake Forest	W	10-1
Apr 7	Furman	W	8-2
Apr 8	Furman	W	7-2
Apr 9	Kentucky Wesleyan	W	18-1
Apr 10	Kentucky Wesleyan	W	17-0
Apr 11	South Florida	W	7-3
Apr 12	South Florida	W	5-2
Apr 13	Clemson	W	6-2
Apr 14	Clemson	W	3-1
Apr 21	at Georgia	W	5-0
Apr 22	at Georgia	W	12-3
Apr 23	St. Leo	W	6-2
Apr 28	Florida	W	3-1
Apr 29	Florida	W	4-9
Apr 30	Georgia Southern	L	2-3
May 1	Georgia Southern	W	9-5
May 3	Georgia Tech	W	2-1
May 3	Georgia Tech	L	5-8
May 7	at Jacksonville	W	7-5
May 8	at Jacksonville	L	2-4
May 9	Georgia Southern	W	8-1
May 10	Georgia Southern	L	3-4
May 17	South Alabama	W	5-4
May 17	South Alabama	W	4-0
May 19	at Auburn	L	4-7
May 20	at Auburn	W	6-3
May 23	at Florida	L	0-8
May 24	at Florida	L	1-3
May 24	at Florida	W	3-1

1970 49-9-1

Jack Stallings, Head Coach
COLLEGE WORLD SERIES
COLLEGIATE BASEBALL - 2ND

Mar 4	Union	W	5-1
Mar 4	Union	W	6-2
Mar 13	St. Leo	W	6-1
Mar 14	St. Leo	W	5-4
Mar 20	at Florida Southern	W	1-0
Mar 21	at Miami	W	10-1
Mar 22	Michigan State	L	5-6
Mar 22	at Miami	W	8-3
Mar 24	at Stetson	W	1-0
Mar 25	Bowling Green	W	17-8
Mar 25	New York University	W	6-1
Mar 26	Rider	W	8-1
Mar 27	New York University	W	4-1
Mar 28	Southern Illinois	W	6-1
Mar 30	North Carolina	W	15-6
Mar 30	North Carolina	W	5-4
Mar 31	North Carolina	W	3-2
Apr 1	Illinois	W	5-4
Apr 2	Maryland	W	6-2
Apr 2	Holy Cross	W	11-4
Apr 3	Illinois	W	10-0
Apr 4	Holy Cross	W	3-0
Apr 5	Maryland	W	4-3
Apr 6	Auburn	W	10-4
Apr 7	Auburn	L	3-5
Apr 10	at South Alabama	W	8-4
Apr 11	at South Alabama	W	4-0
Apr 12	at South Alabama	W	11-0
Apr 17	at South Florida	W	7-0
Apr 18	at South Florida	W	8-0
Apr 19	at St. Leo	W	8-3
Apr 23	Florida Southern	W	7-6
Apr 24	South Alabama	W	9-0
Apr 25	South Alabama	L	3-5
Apr 25	South Alabama	T	2-2
May 1	Georgia Southern	W	12-5
May 2	Georgia Southern	W	8-4
May 4	Jacksonville	W	4-1
May 5	Jacksonville	W	9-2
May 8	Miami	W	11-4
May 9	Miami	W	6-2
May 12	at Florida	L	1-3
May 13	at Florida	L	4-5

May 15	at Georgia Southern	W	8-3
May 16	at Georgia Southern	L	1-2
May 18	at Auburn	W	5-0
May 19	at Auburn	W	7-6
May 22	Florida	L	3-4
May 23	Florida	W	1-0
May 23	Florida	W	9-4
May 28	vs. East Carolina#	W	2-0
May 29	vs. Maryland#	W	0-1
May 30	vs. Mississippi State#	W	5-4
Jun 13	vs. Arizona###	W	4-0
Jun 14	vs. Dartmouth###	W	6-0
Jun 15	vs. Texas###	L	1-5
Jun 16	vs. Ohio University###	W	2-0
Jun 17	vs. Texas###	W	11-2
Jun 18	vs. Southern California###	L	1-2 (15)

1971 41-16

Jack Stallings, Head Coach
COLLEGIATE BASEBALL - 23RD

Mar 2	Valdosta St.	W	13-1
Mar 3	Union	W	5-0
Mar 3	Union	W	14-0
Mar 4	Union	W	7-6
Mar 5	St. Leo	W	9-8
Mar 6	St. Leo	W	7-6
Mar 11	Lafayette	W	3-0
Mar 12	Lafayette	W	1-0
Mar 13	Lafayette	W	2-0
Mar 20	at Miami	W	5-4
Mar 21	at Miami	L	4-5
Mar 22	Ohio State	L	1-9
Mar 23	Michigan State	W	9-5
Mar 24	at St. Leo	W	14-2
Mar 25	Western Michigan	L	5-7
Mar 25	Florida A&M	W	2-1
Mar 26	Florida A&M	W	21-0
Mar 26	Western Michigan	W	7-5
Mar 27	Western Michigan	L	1-5
Mar 28	Florida A&M	W	7-1
Mar 31	Brown	L	0-2
Apr 1	Brown	W	5-1
Apr 1	Brown	W	3-1
Apr 2	Brown	W	12-1
Apr 3	Brown	W	4-1
Apr 3	Brown	W	6-1
Apr 6	at Jacksonville	L	4-13
Apr 7	at Jacksonville	W	8-6
Apr 8	Northern Illinois	W	7-1
Apr 9	Miami	W	7-5
Apr 10	Miami	L	4-7
Apr 12	Auburn	W	13-8
Apr 13	Auburn	L	8-11
Apr 14	at Valdosta St.	W	17-3
Apr 17	at Clemson	L	0-11
Apr 17	at Clemson	L	7-12
Apr 18	at Clemson	L	2-3
Apr 19	at Georgia	W	6-0
Apr 19	at Georgia	L	2-4
Apr 24	South Alabama	W	9-7
Apr 24	South Alabama	L	4-5
Apr 25	South Alabama	W	9-4
Apr 26	South Florida	W	10-6
Apr 27	South Florida	W	4-3
Apr 30	Stetson	W	2-0
May 1	Stetson	W	1-0
May 1	Georgia Southern	L	1-2
May 2	Georgia Southern	W	6-1
May 8	at South Alabama	W	7-3
May 14	at Georgia Southern	W	1-0
May 17	at Auburn	W	9-4
May 18	at Auburn	W	6-5
May 21	at Florida	W	7-2
May 22	at Florida	W	2-0
May 22	at Florida	L	3-4
May 28	Florida	L	1-4
May 29	Florida	W	7-0

1972 45-23

Jack Stallings, Head Coach
NCAA DISTRICT 3 PLAYOFFS
COLLEGIATE BASEBALL - 19TH

Mar 2	at Stetson	W	6-3
Mar 3	at Stetson	W	7-1
Mar 4	at Rollins	W	2-0
Mar 5	at Rollins	W	11-6
Mar 6	St. Josephs	W	14-1
Mar 7	St. Josephs	W	12-6
Mar 8	St. Josephs	W	8-1
Mar 10	Clemson	W	11-7
Mar 11	Clemson	W	6-3
Mar 12	Clemson	W	20-3
Mar 18	at Florida Southern	W	11-4
Mar 20	at Miami	W	7-4
Mar 21	at South Florida	L	3-4
Mar 22	at South Florida	W	6-2
Mar 23	at St. Leo	W	8-7
Mar 24	Auburn	L	3-9
Mar 25	Auburn	W	16-13
Mar 25	Vanderbilt	L	1-11
Mar 26	Vanderbilt	W	4-3
Mar 27	Vanderbilt	W	19-4
Mar 31	Western Michigan	W	6-1
Mar 31	Florida Southern	L	2-4
Apr 1	Western Michigan	L	7-8
Apr 1	Western Michigan	L	4-7
Apr 2	Western Michigan	W	8-1
Apr 4	Virginia	W	8-6
Apr 5	Virginia	W	14-7
Apr 6	at Valdosta St.	L	2-14
Apr 7	at Jacksonville	L	4-7
Apr 8	at Jacksonville	L	3-4
Apr 9	at Georgia Southern	W	7-3
Apr 10	at Georgia Southern	L	6-7
Apr 13	Florida A&M	W	12-10
Apr 14	St. Leo	W	12-10
Apr 15	St. Leo	W	15-1
Apr 19	Florida A&M	W	9-2
Apr 22	South Alabama	L	2-9
Apr 22	South Alabama	L	2-5
Apr 23	South Alabama	L	4-6
Apr 26	Chicago St.	W	10-5
Apr 27	Chicago St.	W	12-0
Apr 27	Chicago St.	W	11-2
Apr 29	Georgia Tech	W	4-2
Apr 30	Georgia Tech	W	8-3
May 2	at Florida A&M	W	12-4
May 3	at Florida A&M	W	13-7
May 4	Jacksonville	L	1-3
May 5	Jacksonville	W	6-5
May 6	Georgia Southern	L	3-4
May 6	Georgia Southern	W	5-2
May 7	Georgia Southern	W	12-10
May 9	Valdosta St.	W	3-2
May 10	Miami	L	4-5
May 10	Miami	L	3-4
May 11	Miami	W	4-3
May 13	at South Alabama	W	6-4
May 13	at South Alabama	W	3-1
May 14	at South Alabama	L	0-10
May 15	at Auburn	L	3-9
May 16	at Auburn	W	7-4
May 19	at Florida	L	1-3
May 20	at Florida	L	1-3
May 26	Florida	W	8-1
May 27	Florida	W	4-2
May 27	Florida	W	9-4
Jun 1	vs. South Alabama#	L	5-6
Jun 2	vs. Richmond#	W	10-5
Jun 3	vs. Mississippi#	L	3-8



YEAR-BY-YEAR RESULTS

1973

Jack Stallings, Head Coach

COLLEGIATE BASEBALL - 24TH

Table of 1973 baseball season results with columns for date, location, opponent, result, and score.

1974

Jack Stallings, Head Coach

Table of 1974 baseball season results with columns for date, location, opponent, result, and score.

38-21

Table of 1975 baseball season results with columns for date, location, opponent, result, and score.

1975

Woody Woodward, Head Coach

COLLEGE WORLD SERIES

COLLEGIATE BASEBALL - 7TH

Table of 1975 baseball season results with columns for date, location, opponent, result, and score.

49-10

Table of 1976 baseball season results with columns for date, location, opponent, result, and score.

1976

Woody Woodward, Head Coach

NCAA REGIONALS

Table of 1976 baseball season results with columns for date, location, opponent, result, and score.

40-16



17 CONFERENCE CHAMPIONSHIPS ~ 7 STRAIGHT ACC ATLANTIC DIVISION TITLES

YEAR-BY-YEAR RESULTS

May 6	Miami	W	20-4
May 8	Georgia Southern	L	5-11
May 9	Georgia Southern	W	5-2
May 9	Georgia Southern	L	3-4
May 21	Jacksonville#	W	6-1
May 24	Auburn#	L	1-2
May 24	Jacksonville#	L	7-9

1977 37-13 (4-1 METRO)
Woody Woodward, Head Coach
METRO CONFERENCE CHAMPIONS

Feb 26	St. Leo	W	9-2
Mar 1	Jacksonville	W	12-1
Mar 2	Jacksonville	W	4-0
Mar 7	Florida	L	3-8
Mar 7	Florida	L	1-2
Mar 13	at Valdosta St.	W	14-5
Mar 17	Kentucky	L	0-14
Mar 17	Kentucky	W	6-4
Mar 18	Marietta	W	8-0
Mar 19	Olivet	W	23-0
Mar 19	Olivet	W	16-1
Mar 20	North Central	W	11-5
Mar 20	North Central	W	11-3
Mar 21	North Central	W	14-3
Mar 22	at Jacksonville	W	9-5
Mar 23	at Jacksonville	L	8-10
Mar 26	Georgia Southern	L	2-3
Mar 26	Georgia Southern	W	6-0
Mar 27	Georgia Southern	W	6-3
Mar 29	Troy State	W	8-0
Mar 30	Troy State	W	6-2
Apr 1	Nevada-Las Vegas	W	4-2
Apr 2	Southern California	L	5-16
Apr 3	Hawaii	L	4-5
Apr 4	Kearney State	W	13-9
Apr 5	Southern California	W	3-2
Apr 6	Nevada-Las Vegas	W	4-2
Apr 7	Kearney State	W	11-1
Apr 8	Hawaii	W	5-2
Apr 9	Valdosta St.	W	9-3
Apr 10	St. Leo	W	9-5
Apr 11	St. Leo	W	9-1
Apr 16	at Florida	L	3-7
Apr 17	at Florida	W	8-7
Apr 18	Miami	W	14-10
Apr 19	Miami	L	4-10
Apr 20	South Florida	W	5-0
Apr 21	South Florida	W	8-6
Apr 25	at Miami	L	10-12
Apr 26	at Miami	L	3-12
Apr 26	at Miami	L	2-10
Apr 30	Mercer	W	6-4
May 4	Mercer	W	9-1
May 7	Georgia Southern	W	4-3
May 8	Georgia Southern	W	10-9
May 13	vs. Tulane<	W	12-4
May 13	vs. Louisville<	W	5-2
May 14	at Memphis State<	W	10-2
May 15	vs. Tulane<	L	3-4
May 15	vs. Tulane<	W	11-1

1978 44-18 (9-4 METRO)
Woody Woodward, Head Coach
NCAA REGIONALS

Mar 3	Tulane	W	6-1
Mar 3	Tulane	L	3-8
Mar 4	South Florida	W	7-4
Mar 5	South Florida	W	2-0
Mar 6	Rose-Hulman	W	17-0
Mar 6	Rose-Hulman	W	6-5
Mar 7	Rose-Hulman	W	7-3
Mar 7	Rose-Hulman	W	13-1
Mar 9	East Tennessee State	W	14-1
Mar 10	East Tennessee State	W	7-4
Mar 11	St. Leo	W	11-6
Mar 12	St. Leo	W	7-3
Mar 16	Morehead State	W	16-4
Mar 16	Morehead State	W	3-2
Mar 17	Western Kentucky	W	13-4
Mar 17	Western Kentucky	W	16-3
Mar 18	Ohio State	W	3-2

Mar 19	Ohio State	W	24-13
Mar 19	Cincinnati	W	11-5
Mar 20	Cincinnati	W	10-6
Mar 21	Ohio State	W	7-4
Mar 21	Cincinnati	W	10-6
Mar 25	Tulane	L	0-4
Mar 25	Tulane	W	3-0
Mar 26	South Alabama	L	5-16
Mar 26	South Alabama	L	2-9
Mar 29	Oakland	W	15-6
Mar 29	Oakland	W	6-2
Mar 31	at South Florida	W	5-1
Mar 31	at South Florida	W	8-3
Apr 2	at St. Leo	W	8-4
Apr 2	at St. Leo	L	3-4
Apr 4	South Alabama	W	5-4
Apr 4	South Alabama	W	7-3
Apr 8	at Jacksonville	L	3-4
Apr 9	at Jacksonville	W	11-5
Apr 11	Jacksonville	W	11-9
Apr 12	Jacksonville	W	11-6
Apr 15	at Georgia Southern	W	1-0
Apr 16	at Georgia Southern	L	3-4
Apr 17	Valdosta St.	W	10-7
Apr 20	at UNLV	L	4-16
Apr 21	at UNLV	L	1-3
Apr 22	at UNLV	L	6-9
Apr 23	at UNLV	L	6-13
Apr 26	Florida	W	5-1
Apr 27	Florida	W	9-8
Apr 30	Valdosta St.	W	13-5
May 2	at Florida	W	7-1
May 2	at Florida	L	4-5
May 3	Mercer	W	12-11
May 6	Georgia Southern	W	9-3
May 7	Georgia Southern	L	2-4
May 7	Georgia Southern	L	4-7
May 11	Georgia Tech<	W	4-3
May 12	Louisville<	L	3-4
May 12	Tulane<	W	3-2
May 13	Georgia Tech<	W	8-4
May 13	Louisville<	W	7-5
May 14	Memphis State<	L	9-10
May 19	Marshall#	L	0-4
May 20	Miami#	L	2-7

1979 43-17-1 (4-2 METRO)
Dick Houser, Head Coach
NCAA REGIONALS

COLLEGIATE BASEBALL - 27TH

Feb 28	Troy State	W	6-4
Feb 28	Troy State	W	12-0
Mar 3	Mercer	W	7-5
Mar 4	at Valdosta St.	L	0-2
Mar 6	Valdosta St.	L	12-14
Mar 6	Valdosta St.	W	6-0
Mar 8	at Florida	W	4-3
Mar 9	at Florida	L	3-16
Mar 10	St. Leo	W	18-2
Mar 11	St. Leo	W	5-2
Mar 13	St. Francis	W	4-1
Mar 13	St. Francis	L	2-5
Mar 14	Tulane	W	7-3
Mar 14	Tulane	W	9-2
Mar 15	St. Francis	W	14-5
Mar 15	St. Francis	W	8-1
Mar 16	Austin Peay	W	4-2
Mar 16	Austin Peay	W	12-0
Mar 17	Western Kentucky	W	14-4
Mar 17	Jacksonville	W	8-3
Mar 18	Jacksonville	W	21-8
Mar 19	Mercer-Atlanta	W	4-2
Mar 20	at South Florida	W	6-4
Mar 21	at South Florida	W	12-4
Mar 22	Tennessee-Martin	W	4-1
Mar 22	Tennessee-Martin	W	10-4
Mar 23	Wright State	W	12-0
Mar 24	Wright State	W	13-6
Mar 26	Stetson	L	9-14
Mar 28	Oakland	W	13-4
Mar 28	Oakland	W	13-6
Mar 30	at Miami	L	3-4

Mar 31	at Miami	L	3-5
Apr 1	at St. Leo	W	11-5
Apr 1	at St. Leo	L	1-5
Apr 5	Florida A&M	W	13-1
Apr 8	Florida	W	12-7
Apr 11	Miami	W	9-2
Apr 12	Miami	W	3-2
Apr 14	at Georgia Southern	W	6-4
Apr 15	at Georgia Southern	L	4-7
Apr 15	at Georgia Southern	W	5-4
Apr 18	at Jacksonville	W	3-0
Apr 19	at Jacksonville	L	9-10
Apr 21	South Florida	W	3-1
Apr 22	South Florida	W	10-1
Apr 23	at Valdosta St.	T	14-14
Apr 24	Florida A&M	W	20-1
Apr 27	at Mercer	L	2-4
Apr 28	at Georgia Tech	W	5-2
Apr 29	at Georgia Tech	W	11-4
May 2	Florida A&M	W	9-1
May 4	Florida	W	20-7
May 5	Georgia Southern	L	3-8
May 6	Georgia Southern	L	1-8
May 11	Cincinnati<	W	13-3
May 12	Tulane<	L	5-10
May 12	Memphis State<	W	11-1
May 13	Tulane<	L	2-5
May 25	Florida#	L	5-9
May 26	Delaware#	L	6-7

1980 51-12 (5-2 METRO)
Mike Martin, Head Coach
METRO CONFERENCE CHAMPIONS

COLLEGE WORLD SERIES
 COLLEGIATE BASEBALL - 7TH

Feb 22	at Miami	L	0-10
Feb 23	at Miami	L	3-4
Feb 24	at Miami	W	9-8
Feb 27	Troy State	W	5-3
Feb 27	Troy State	W	11-9
Mar 3	Lenoir Rhyne	W	10-3
Mar 4	at Jacksonville	W	8-4
Mar 5	at Jacksonville	W	17-8
Mar 5	at Jacksonville	W	16-3
Mar 8	Florida	L	6-21
Mar 11	Wingate	W	6-0
Mar 11	Wingate	W	5-4
Mar 13	Missouri-Rolla	W	18-3
Mar 13	Missouri-Rolla	W	13-0
Mar 16	Brooklyn College	W	23-5
Mar 17	Northern Kentucky	W	2-0
Mar 18	Mercer	W	9-7
Mar 19	Monmouth	W	27-2
Mar 21	Otterbein	W	18-3
Mar 21	Otterbein	W	15-6
Mar 22	Wright State	W	12-0
Mar 22	Wright State	L	2-6
Mar 24	at Tulane	L	2-3
Mar 27	Eastern Illinois	W	10-9
Mar 29	Dayton	W	28-2
Mar 31	at Mercer	W	7-4
Apr 5	Jacksonville	W	7-6
Apr 5	Jacksonville	W	15-3
Apr 6	Jacksonville	W	5-1
Apr 7	at Valdosta St.	W	15-9
Apr 8	Auburn	W	21-7
Apr 9	Auburn	W	2-0
Apr 11	at South Florida	W	12-0
Apr 11	at South Florida	W	3-1
Apr 12	at South Florida	W	14-3
Apr 15	at Florida	W	2-1
Apr 16	at Florida	W	15-2
Apr 20	Flagler	W	12-1
Apr 22	at Auburn	W	9-5
Apr 23	at Auburn	W	4-2
Apr 25	South Florida	W	10-4
Apr 26	South Florida	W	17-0
Apr 26	South Florida	W	5-4
Apr 29	at Troy State (forfeit)	L	3-5
Apr 29	at Troy State	W	12-3
Apr 30	Valdosta St.	W	11-4
May 3	Miami	L	6-10



YEAR-BY-YEAR RESULTS

Table with 4 columns: Date, Location, Result, Score. Rows include games from May 4 to May 31.

1981 56-23 (10-4 METRO)

Mike Martin, Head Coach

METRO CONFERENCE CHAMPIONS

NCAA REGIONALS

BASEBALL AMERICA - 14TH

COLLEGIATE BASEBALL - 16TH

Table with 4 columns: Date, Location, Result, Score. Rows include games from Feb 21 to Apr 27.

Table with 4 columns: Date, Location, Result, Score. Rows include games from Apr 28 to May 23.

1982 56-17-1 (9-6 METRO)

Mike Martin, Head Coach

NCAA REGIONALS

BASEBALL AMERICA - 16TH

COLLEGIATE BASEBALL - 22ND

Table with 4 columns: Date, Location, Result, Score. Rows include games from Feb 13 to Apr 24.

Table with 4 columns: Date, Location, Result, Score. Rows include games from Apr 24 to May 30.

1983 55-18-1 (10-4 METRO)

Mike Martin, Head Coach

METRO CONFERENCE CHAMPIONS

NCAA REGIONALS

BASEBALL AMERICA - 7TH

COLLEGIATE BASEBALL - 15TH

Table with 4 columns: Date, Location, Result, Score. Rows include games from Feb 12 to Apr 30.



17 CONFERENCE CHAMPIONSHIPS ~ 7 STRAIGHT ACC ATLANTIC DIVISION TITLES

YEAR-BY-YEAR RESULTS

Apr 30	Georgia State	W	8-3
May 2	at Georgia State	W	10-1
May 2	at Georgia State	L	4-7
May 3	at Georgia State	W	9-7
May 4	at LSU	W	8-2
May 5	at LSU	W	6-3
May 6	at SW Louisiana	W	3-0
May 7	at Tulane	L	5-6
May 8	at Tulane	L	6-8
May 12	Southern Miss<	W	14-7
May 13	Cincinnati<	W	9-2
May 14	Tulane<	W	4-2
May 15	Tulane<	W	9-6
May 27	South Alabama#	W	8-2
May 28	Alabama#	L	5-7
May 29	Miami#	L	5-10

1984 55-29 (15-3 METRO)

Mike Martin, Head Coach

METRO CONFERENCE CHAMPIONS

NCAA REGIONALS

Feb 3	vs. South Florida	W	7-6
Feb 4	at Miami	L	4-10
Feb 5	vs. Florida	L	3-8
Feb 10	at South Florida	W	4-3
Feb 11	at South Florida	W	10-6
Feb 12	at South Florida	W	10-8
Feb 14	West Florida	W	7-5
Feb 15	West Florida	W	7-1
Feb 16	Tampa	W	9-5
Feb 17	Tampa	W	7-6
Feb 18	Georgia Tech	W	12-6
Feb 19	Georgia Tech	L	2-15
Feb 21	Jacksonville	W	4-0
Feb 22	Jacksonville	W	13-3
Feb 24	at Miami	Lv	0-7
Feb 25	at Miami	W	5-4
Feb 26	at Miami	W	7-6
Feb 28	Auburn	W	10-4
Feb 29	Auburn	W	12-2
Mar 1	Ball State	W	13-2
Mar 2	Ball State	W	5-1
Mar 3	Ball State	W	12-2
Mar 4	Ball State	W	8-6
Mar 6	at UNLV	L	9-14
Mar 7	at UNLV	L	1-3
Mar 8	at UNLV	L	2-6
Mar 9	at Cal State Fullerton	L	3-5
Mar 10	at Cal State Fullerton	L	1-6
Mar 11	at Cal State Fullerton	W	10-4
Mar 13	Southern Miss	W	7-5
Mar 14	Southern Miss	L	8-9
Mar 15	Southern Miss	W	12-6
Mar 16	South Florida	W	3-2
Mar 17	South Florida	L	6-8
Mar 18	South Florida	L	3-6
Mar 19	Pittsburgh	W	5-0
Mar 21	Pittsburgh	W	21-1
Mar 21	Pittsburgh	W	6-0
Mar 22	Tennessee Tech	W	7-3
Mar 23	Alabama	W	18-16
Mar 24	Georgia Southern	W	5-4
Mar 25	Georgia Southern	W	21-3
Mar 29	at Clemson	L	0-13
Mar 30	at Clemson	L	3-13
Mar 31	at Georgia State	W	8-6
Apr 1	at Georgia State	W	26-13
Apr 4	Florida	L	3-11
Apr 4	Florida	W	11-9
Apr 5	at Jacksonville	L	2-10
Apr 6	at Jacksonville	L	8-10
Apr 7	at Georgia Southern	W	4-2
Apr 8	at Georgia Southern	L	3-6
Apr 10	Mercer	W	6-0
Apr 11	Mercer	W	13-2
Apr 13	Miami	W	3-2
Apr 14	Miami	L	3-4
Apr 15	Miami	W	5-4
Apr 17	at Florida	L	7-8
Apr 18	at Florida	W	7-4
Apr 19	South Alabama	L	4-12
Apr 20	South Alabama	L	3-9

Apr 21	Florida International	W	10-3
Apr 22	Florida International	W	12-3
Apr 27	Tulane	W	17-4
Apr 29	Tulane	W	8-4
Apr 29	Tulane	L	0-1
Apr 30	at South Alabama	L	7-8
May 1	at Southern Miss	W	9-3
May 2	at Southern Miss	W	11-2
May 3	at Southern Miss	W	16-6
May 4	at Memphis State	W	13-7
May 6	at Memphis State	W	11-3
May 6	at Memphis State	W	8-3
May 10	South Carolina<	L	3-4
May 11	Tulane<	W	4-2
May 11	Memphis State<	W	10-3
May 12	Cincinnati<	W	11-2
May 13	Virginia Tech<	W	17-3
May 13	South Carolina<	W	11-10
May 18	New Orleans	L	4-7
May 19	New Orleans	W	5-1
May 20	New Orleans	W	7-3
May 24	Stetson#	L	7-10
May 25	East Carolina#	L	4-7

1985 59-23 (17-6 METRO)

Mike Martin, Head Coach

METRO CONFERENCE CHAMPIONS

NCAA REGIONALS

BASEBALL AMERICA - 12TH

COLLEGIATE BASEBALL - 20TH

Feb 5	Armstrong State	W	7-0
Feb 6	Armstrong State	W	1-0
Feb 9	South Florida	W	11-5
Feb 10	South Florida	W	8-2
Feb 11	Grambling	W	13-7
Feb 12	Grambling	W	9-4
Feb 14	Samford	W	14-7
Feb 15	Samford	W	18-10
Feb 16	Southern Miss	W	20-1
Feb 16	Southern Miss	W	10-4
Feb 17	Southern Miss	W	24-3
Feb 22	at Miami	W	5-2
Feb 23	at Miami	L	4-15
Feb 24	at Miami	L	5-6
Feb 26	Georgia Southern	W	5-4
Feb 27	Georgia Southern	W	12-6
Feb 28	St. Leo	W	16-2
Mar 2	Ball State	L	11-12
Mar 2	Ball State	W	12-10
Mar 3	Ball State	W	15-6
Mar 4	Ball State	L	9-10
Mar 5	at Jacksonville	W	12-0
Mar 6	at Jacksonville	W	25-6
Mar 7	at Central Florida	W	6-2
Mar 8	at Central Florida	L	5-6
Mar 9	at South Florida	W	10-7
Mar 10	at South Florida	L	5-6
Mar 11	Western Kentucky	W	11-5
Mar 12	Western Kentucky	L	6-10
Mar 13	Samford	L	2-5
Mar 14	Samford	W	20-4
Mar 15	at Florida	L	2-3
Mar 16	at Florida	L	1-6
Mar 18	Pittsburgh	W	6-5
Mar 19	Pittsburgh	W	18-2
Mar 20	Pittsburgh	W	9-7
Mar 23	at Southern Miss	W	17-6
Mar 23	at Southern Miss	W	6-0
Mar 24	at Southern Miss	L	4-6
Mar 27	Southern Alabama	W	15-12
Mar 28	Florida	W	12-10
Mar 29	Georgia State	W	14-0
Mar 29	Georgia State	W	10-4
Mar 30	at Memphis State	L	2-3
Mar 31	at Memphis State	L	7-8
Apr 2	Florida	L	3-6
Apr 3	Jacksonville	L	5-7
Apr 4	Jacksonville	W	18-9
Apr 5	Tulane	W	9-6
Apr 6	Tulane	W	4-1
Apr 6	Tulane	W	9-4
Apr 8	Central Florida	W	6-3

Apr 9	Central Florida	W	12-0
Apr 10	Central Florida	W	19-6
Apr 12	Miami	L	2-3
Apr 13	Miami	W	13-5
Apr 14	Miami	L	5-8
Apr 16	at Georgia Southern	W	8-7
Apr 17	at Georgia Southern	W	6-4
Apr 20	Memphis State	L	4-7
Apr 20	Memphis State	W	8-3
Apr 21	Memphis State	W	7-2
Apr 28	at Georgia Tech	W	19-0
Apr 29	at Georgia Tech	W	13-3
May 2	at South Alabama	W	8-0
May 2	at South Alabama	W	12-10
May 4	at Tulane	W	9-3
May 4	at Tulane	W	5-2
May 5	at Tulane	L	8-9
May 9	Louisville<	W	11-3
May 10	Virginia Tech<	L	5-8
May 10	Cincinnati<	W	24-0
May 11	South Carolina<	W	7-5
May 12	Virginia Tech<	W	3-1
May 12	South Carolina<	W	11-5
May 17	North Carolina	W	13-7
May 18	North Carolina	W	9-5
May 19	North Carolina	L	8-9
May 23	George Mason#	W	11-0
May 24	Georgia Tech#	W	9-1
May 25	Arkansas#	L	6-7
May 26	Georgia Tech#	L	3-8



YEAR-BY-YEAR RESULTS

1986 61-13 (15-3 METRO)

Mike Martin, Head Coach
METRO CONFERENCE CHAMPIONS
COLLEGE WORLD SERIES
BASEBALL AMERICA - 2ND
COLLEGIATE BASEBALL - 2ND

Feb 12	Grambling	W	10-1
Feb 13	Grambling	W	20-6
Feb 14	Grambling	L	1-3
Feb 15	Southern Miss	W	7-6
Feb 15	Southern Miss	W	2-0
Feb 16	Southern Miss	W	14-6
Feb 18	Samford	W	9-6
Feb 19	Samford	W	9-1
Feb 22	Georgia Tech	W	6-4
Feb 23	Georgia Tech	W	9-4
Feb 25	at Florida	W	10-6
Feb 26	at Florida	W	10-7
Mar 1	South Florida	W	9-3
Mar 2	South Florida	W	8-7
Mar 4	at South Florida	W	9-8
Mar 5	at South Florida	L	3-6
Mar 8	Florida International	W	9-3
Mar 9	Florida International	W	12-10
Mar 10	Samford	W	19-2
Mar 11	Samford	W	15-5
Mar 12	Richmond	W	12-4
Mar 13	Richmond	W	14-4
Mar 14	Richmond	W	16-1
Mar 15	Richmond	W	13-3
Mar 17	Pittsburgh	W	7-0
Mar 18	Pittsburgh	W	10-2
Mar 19	Pittsburgh	W	22-1
Mar 20	Pittsburgh	W	17-1
Mar 22	at Southern Miss	L	1-5
Mar 22	at Southern Miss	W	2-0
Mar 23	at Southern Miss	W	13-9
Mar 24	at South Alabama	L	5-12
Mar 25	at South Alabama	W	13-4
Mar 26	South Alabama	W	14-4
Mar 27	South Alabama	W	13-9
Mar 29	at Memphis State	W	7-3
Mar 29	at Memphis State	W	6-1
Mar 30	at Memphis State	L	2-7
Apr 1	Central Florida	W	15-12
Apr 2	Central Florida	W	8-3
Apr 3	Jacksonville	W	9-2
Apr 4	Jacksonville	L	9-10
Apr 5	Tulane	W	7-5
Apr 6	Tulane	W	4-2
Apr 8	at Jacksonville	W	20-3
Apr 9	at Jacksonville	L	10-11
Apr 11	Miami	W	6-1
Apr 12	Miami	L	3-4
Apr 13	Miami	W	8-3
Apr 15	Florida	W	7-6
Apr 16	Florida	W	8-0
Apr 19	Memphis State	W	6-0
Apr 19	Memphis State	W	6-5
Apr 20	Memphis State	W	7-1
Apr 26	at Central Florida	W	3-1
Apr 29	at Florida International	W	12-0
May 2	at Miami	L	10-11
May 3	at Miami	W	14-6
May 4	at Miami	L	5-7
May 9	Cincinnati<	W	10-3
May 10	South Carolina<	L	5-8
May 10	Memphis State<	W	7-3
May 11	South Carolina<	W	3-0
May 12	South Carolina<	W	7-2
May 19	Louisiana State	W	6-4
May 22	North Carolina State#	W	10-6
May 23	Texas A&M#	W	12-9
May 24	South Florida#	W	11-7
May 31	vs. Indiana State###	W	5-3
Jun 3	vs. Miami###	W	7-2
Jun 6	vs. Arizona###	L	5-9
Jun 7	vs. Oklahoma State###	W	6-5
Jun 8	vs. Miami###	W	4-3
Jun 9	vs. Arizona###	L	2-10

1987 55-18 (19-4 METRO)

Mike Martin, Head Coach
METRO CONFERENCE CHAMPIONS
COLLEGE WORLD SERIES
BASEBALL AMERICA - 6TH
COLLEGIATE BASEBALL - 6TH

Feb 6	Samford	W	15-1
Feb 7	Samford	W	9-1
Feb 12	Grambling	W	4-3
Feb 13	Grambling	W	9-2
Feb 14	Grambling	W	12-6
Feb 17	Samford	W	4-1
Feb 18	Samford	W	7-2
Feb 20	New Orleans	L	1-3
Feb 21	Tulane	W	7-5
Feb 22	Louisiana State	W	2-1
Feb 28	Southern Miss	W	7-2
Feb 28	Southern Miss	W	10-4
Mar 1	Southern Miss	L	8-11
Mar 3	Ball State	W	10-3
Mar 4	Ball State	W	9-2
Mar 5	Ball State	W	14-10
Mar 8	South Florida	W	13-4
Mar 8	South Florida	L	4-5
Mar 10	at South Florida	L	2-5
Mar 11	at South Florida	W	17-1
Mar 13	Austin Peay	W	8-3
Mar 14	Austin Peay	W	15-0
Mar 15	Austin Peay	W	26-1
Mar 16	UNC-Charlotte	W	9-1
Mar 17	UNC-Charlotte	W	14-5
Mar 19	at South Alabama	L	3-7
Mar 21	at Southern Miss	L	1-3
Mar 21	at Southern Miss	W	4-2
Mar 22	at Southern Miss	W	13-9
Mar 24	Central Florida	W	12-4
Mar 25	Central Florida	W	4-3
Mar 28	at Memphis State	W	4-1
Mar 28	at Memphis State	W	8-0
Mar 29	at Memphis State	L	4-5
Mar 31	at Georgia Tech	W	7-5
Apr 1	at Georgia Tech	W	10-8
Apr 4	Georgia	L	5-6
Apr 5	Georgia	L	3-4
Apr 7	Jacksonville	W	9-3
Apr 8	Jacksonville	W	9-7
Apr 10	Miami	W	14-3
Apr 11	Miami	L	6-11
Apr 12	Miami	L	10-11
Apr 14	Florida	W	12-6
Apr 15	Florida	W	14-11
Apr 16	South Alabama	W	9-4
Apr 18	Memphis State	W	6-4
Apr 18	Memphis State	W	7-6
Apr 19	Memphis State	W	7-5
Apr 23	at Central Florida	L	5-8
Apr 24	at Jacksonville	W	9-8
Apr 25	at Jacksonville	W	11-10
May 1	at Miami	L	3-4
May 2	at Miami	W	6-4
May 3	at Miami	W	8-6
May 5	at Florida	L	5-10
May 6	at Florida	L	5-7
May 8	Mercer	W	6-2
May 9	Mercer	W	14-2
May 9	Mercer	W	8-3
May 13	vs. Louisville<	W	9-2
May 14	vs. Virginia Tech<	W	5-4
May 15	vs. South Carolina<	W	9-5
May 16	vs. Southern Miss<	W	5-1
May 16	vs. Cincinnati<	W	6-3
May 21	East Carolina#	W	10-5
May 22	Miami#	W	5-2
May 23	South Alabama#	W	12-3
May 24	South Alabama#	L	3-6
May 24	South Alabama#	W	9-2
May 29	vs. Louisiana State ###	L	2-6 (10)
May 31	vs. Arizona State###	W	3-0
Jun 3	vs. Texas###	L	4-6 (10)

1988 50-18-1 (17-6 METRO)

Mike Martin, Head Coach
METRO CONFERENCE CHAMPIONS
NCAA REGIONALS
BASEBALL AMERICA - 17TH
COLLEGIATE BASEBALL - 15TH

Feb 12	Grambling	W	11-7
Feb 13	Grambling	W	16-3
Feb 14	Grambling	W	18-2
Feb 21	vs. Louisiana State	L	4-9
Feb 26	Southern Miss	W	6-3
Feb 27	Southern Miss	W	18-11
Feb 28	Southern Miss	L	5-6
Feb 29	Richmond	W	7-1
Mar 1	Richmond	W	11-4
Mar 2	Richmond	W	6-1
Mar 4	Ball State	W	6-4
Mar 5	South Florida	W	6-4
Mar 6	South Florida	W	4-2
Mar 8	at South Florida	W	4-1
Mar 9	at South Florida	L	3-6
Mar 11	Samford	W	19-3
Mar 12	Samford	W	12-3
Mar 13	Samford	W	7-2
Mar 15	Lamar	W	10-9
Mar 17	Alabama-Birmingham	W	10-4
Mar 19	at Southern Miss	L	4-5
Mar 19	at Southern Miss	L	1-2
Mar 20	at Southern Miss	L	7-9
Mar 21	Baptist	W	9-8
Mar 22	Baptist	W	15-1
Mar 23	Baptist	W	7-0
Mar 26	Florida International	L	7-8
Mar 27	Florida International	W	5-2
Mar 29	Jacksonville	W	10-7
Mar 30	Mercer	W	3-2
Mar 30	Mercer	L	9-10
Apr 1	at Minnesota	W	12-5
Apr 2	vs. Iowa	W	8-0
Apr 3	vs. Washington State	W	5-1
Apr 3	vs. Maine	W	4-2
Apr 5	at Old Dominion	W	6-5
Apr 6	at South Alabama	W	11-7
Apr 8	Miami	L	3-8
Apr 9	Miami	W	20-8
Apr 10	Miami	T	5-5
Apr 13	Florida	W	7-2
Apr 15	at Valdosta State	W	20-8
Apr 16	Memphis State	L	5-6
Apr 16	Memphis State	W	5-0
Apr 17	Memphis State	L	1-2
Apr 20	at Florida	L	5-8
Apr 22	South Alabama	W	13-11
Apr 23	Georgia Tech	W	15-2
Apr 24	Georgia Tech	L	2-10
May 1	Central Florida	W	8-1
May 1	Central Florida	W	2-1
May 3	at Central Florida	W	11-3
May 4	at Florida International	L	1-2
May 6	at Miami	W	6-5
May 7	at Miami	L	7-9
May 8	at Miami	W	6-3
May 10	at Jacksonville	L	2-5
May 13	at Memphis State	W	14-3
May 14	at Memphis State	W	9-5
May 15	at Memphis State	W	21-1
May 18	Louisville<	W	18-4
May 19	Virginia Tech<	W	9-6
May 20	South Carolina<	W	9-3
May 21	Memphis State<	W	4-2
May 21	South Carolina<	W	9-1
May 26	Stetson#	W	10-3
May 27	Tulane#	W	8-6
May 28	Florida#	L	3-9
May 29	Stetson#	L	2-7



17 CONFERENCE CHAMPIONSHIPS ~ 7 STRAIGHT ACC ATLANTIC DIVISION TITLES

YEAR-BY-YEAR RESULTS

1989		54-18 (14-4 METRO)		1990		57-15 (17-4 METRO)		1991		57-14 (15-4 METRO)	
Mike Martin, Head Coach				Mike Martin, Head Coach				Mike Martin, Head Coach			
METRO CONFERENCE CHAMPIONS				METRO CONFERENCE CHAMPIONS				METRO CONFERENCE CHAMPIONS			
COLLEGE WORLD SERIES				NCAA REGIONALS				COLLEGE WORLD SERIES			
BASEBALL AMERICA - 4TH				BASEBALL AMERICA - 8TH				BASEBALL AMERICA - 5TH			
COLLEGIATE BASEBALL - 3RD				COLLEGIATE BASEBALL - 10TH				COLLEGIATE BASEBALL - 7TH			
Feb 4	Arizona State	W	9-6	Feb 2	Western Kentucky	W	6-3	Feb 1	Duke	W	8-5
Feb 5	Arizona State	W	8-3	Feb 3	Western Kentucky	W	6-4	Feb 2	Duke	W	10-4
Feb 6	Georgia Tech	W	14-1	Feb 4	Western Kentucky	W	6-4	Feb 3	Duke	W	9-3
Feb 10	Grambling	W	8-3	Feb 10	vs. North Carolina	W	6-3	Feb 8	Arizona State	W	6-5
Feb 11	Grambling	W	5-0	Feb 11	vs. Wichita State	L	7-8	Feb 9	Arizona State	W	21-5
Feb 12	Grambling	W	8-2	Feb 17	Arizona	W	7-1	Feb 10	Arizona State	W	4-3
Feb 18	at Florida	L	1-5	Feb 17	Arizona	W	16-8	Feb 14	at Arizona	W	15-8
Feb 19	at Florida	L	5-6	Feb 18	Arizona	W	10-5	Feb 15	at Arizona	L	3-7
Feb 20	Baptist	W	5-4	Feb 20	Florida International	W	5-0	Feb 16	at Arizona	L	2-3
Feb 22	Baptist	W	10-2	Feb 21	Florida International	L	3-4	Feb 22	Minnesota	W	8-4
Feb 25	South Florida	L	0-10	Feb 23	Virginia Military Institute	W	17-1	Feb 23	Minnesota	W	12-4
Feb 26	South Florida	W	8-7	Feb 24	Virginia Military Institute	W	3-2	Feb 24	Minnesota	W	8-5
Feb 28	at South Florida	L	5-6	Feb 25	Virginia Military Institute	W	8-0	Mar 1	at New Orleans	L	0-6
Mar 1	at South Florida	L	3-14	Mar 2	Ball State	W	19-10	Mar 2	vs. Tulane	W	3-0
Mar 3	Rice	L	3-4	Mar 3	Ball State	W	16-3	Mar 3	vs. Louisiana State	W	8-0
Mar 4	Rice	W	6-0	Mar 4	Ball State	W	12-4	Mar 5	Ball State	W	26-4
Mar 5	Rice	W	3-0	Mar 5	Richmond	W	7-1	Mar 6	Ball State	W	17-2
Mar 7	Richmond	W	6-0	Mar 6	Richmond	W	12-3	Mar 7	Ball State	W	12-2
Mar 8	Richmond	W	12-3	Mar 7	Richmond	W	13-1	Mar 9	Florida	W	8-3
Mar 9	Richmond	W	3-2	Mar 8	at Florida	W	5-1	Mar 10	Florida	W	5-3
Mar 10	Ball State	W	10-0	Mar 9	at Florida	W	3-2	Mar 12	Richmond	W	10-3
Mar 11	Ball State	W	11-1	Mar 10	Florida	W	5-3	Mar 13	Richmond	W	6-2
Mar 12	Ball State	W	16-0	Mar 11	Florida	W	7-6	Mar 14	Richmond	W	12-4
Mar 14	Samford	W	18-2	Mar 13	Memphis State	W	10-0	Mar 15	Michigan	W	11-6
Mar 15	Samford	W	14-0	Mar 14	Memphis State	L	3-5	Mar 16	Michigan	W	3-0
Mar 17	at South Carolina	W	6-5	Mar 15	Memphis State	W	13-5	Mar 19	Northern Iowa	W	11-2
Mar 18	at South Carolina	L	3-4	Mar 16	Baptist	W	11-5	Mar 20	Northern Iowa	W	9-0
Mar 19	at South Carolina	L	4-5	Mar 17	Baptist	W	11-1	Mar 21	Northern Iowa	W	3-0
Mar 21	at Jacksonville	W	11-6	Mar 20	at Louisville	W	8-3	Mar 22	Southern Miss	W	8-4
Mar 24	Cal State Fullerton	W	6-5	Mar 20	at Louisville	W	7-4	Mar 23	Southern Miss	W	5-0
Mar 25	Cal State Fullerton	L	4-9	Mar 21	at Louisville	W	13-7	Mar 24	Southern Miss	W	6-4
Mar 26	Cal State Fullerton	W	10-0	Mar 23	at Southern Miss	W	7-0	Mar 26	Mercer	W	6-2
Mar 28	Mercer	W	2-1	Mar 24	at Southern Miss	L	3-6	Mar 27	Mercer	W	14-5
Mar 29	Mercer	W	7-0	Mar 25	at Southern Miss	L	3-6	Mar 30	at Memphis State	W	6-5
Mar 31	Southern Miss	W	10-2	Mar 28	Jacksonville	W	7-3	Mar 30	at Memphis State	W	4-3
Apr 1	Southern Miss	W	6-2	Mar 31	at Arizona State	L	1-9	Mar 31	at Memphis State	L	7-8
Apr 2	Southern Miss	W	7-2	Apr 1	at Arizona State	L	6-7	Apr 2	at South Alabama	L	5-6
Apr 4	Jacksonville	W	6-0	Apr 5	South Alabama	W	3-2	Apr 5	at South Carolina	W	4-2
Apr 5	Jacksonville	W	14-3	Apr 6	Tulane	W	5-0	Apr 6	at South Carolina	W	7-3
Apr 7	Miami	W	3-0	Apr 7	Tulane	W	9-3	Apr 7	at South Carolina	L	4-9
Apr 8	Miami	L	1-8	Apr 8	Tulane	W	12-11	Apr 12	Miami	W	5-2
Apr 9	Miami	W	11-3	Apr 11	at Jacksonville	W	5-3	Apr 13	Miami	W	12-4
Apr 11	Florida	L	0-5	Apr 13	Miami	W	7-3	Apr 14	Miami	W	8-5
Apr 12	Florida	W	7-5	Apr 14	Miami	L	5-8	Apr 16	at Florida	W	4-2
Apr 14	Louisville	W	7-0	Apr 15	Miami	L	3-8	Apr 17	at Florida	L	3-4
Apr 15	Louisville	W	10-1	Apr 17	Mercer	W	14-3	Apr 19	Louisville	W	6-3
Apr 16	Louisville	W	7-2	Apr 18	Mercer	W	6-3	Apr 20	Louisville	W	5-1
Apr 21	Virginia Tech	L	5-7	Apr 20	South Carolina	W	9-6	Apr 21	Louisville (1-0 forfeit loss)	W	14-6
Apr 22	Virginia Tech	W	14-8	Apr 21	South Carolina	L	5-6	Apr 28	at Tulane	L	10-11
Apr 23	Virginia Tech	W	8-4	Apr 22	South Carolina	W	6-3	Apr 29	at Tulane	L	1-2
Apr 29	at Memphis State	W	6-2	May 2	at Florida International	L	3-4	May 1	Jacksonville	L	4-7
Apr 29	at Memphis State	W	6-2	May 4	at Miami	L	3-7	May 3	at Miami	W	3-2
Apr 30	at Memphis State	W	3-1	May 5	at Miami	W	6-2	May 4	at Miami	W	4-1
May 2	at Jacksonville	L	6-7	May 6	at Miami	W	8-4	May 5	at Miami	L	6-8
May 5	at Miami	L	2-11	May 8	at Virginia Tech	W	6-4	May 7	Virginia Tech	W	3-2
May 6	at Miami	L	2-8	May 9	at Virginia Tech	W	5-1	May 7	Virginia Tech	W	4-1 (12)
May 7	at Miami	W	8-4	May 10	at Virginia Tech	W	25-14	May 8	Virginia Tech	W	11-1
May 12	at Cincinnati	L	0-2	May 11	Cincinnati	W	6-1	May 10	at Cincinnati	W	15-5
May 13	at Cincinnati	W	18-7	May 12	Cincinnati	W	12-3	May 11	at Cincinnati	W	10-5
May 14	at Cincinnati	W	8-7	May 13	Cincinnati	W	4-1	May 12	at Cincinnati	W	13-9
May 18	vs. Memphis State<	W	9-4	May 16	vs. Tulane<	W	4-1	May 15	vs. Cincinnati<	W	9-3
May 19	vs. Southern Miss<	W	14-7	May 17	vs. Virginia Tech<	W	11-3	May 16	Svs. outh Carolina<	W	17-0
May 20	vs. Virginia Tech<	W	8-2	May 18	vs. Cincinnati<	L	4-5	May 17	vs. Southern Miss<	L	1-3
May 20	vs. Southern Miss<	W	6-5 (12)	May 19	vs. Southern Miss<	W	8-1	May 18	vs. Cincinnati<	W	13-12
May 25	Rider College#	W	13-7	May 19	vs. Virginia Tech<	W	12-5	May 18	vs. South Carolina<	W	10-9 (10)
May 26	South Florida#	W	8-1	May 20	vs. Cincinnati<	W	8-5	May 23	Coastal Carolina#	W	6-0
May 27	Auburn#	W	7-6	May 24	vs. Lafayette#	W	7-2	May 24	Florida International#	W	6-3
May 28	Clemson#	W	8-1	May 25	vs. Central Michigan#	W	4-2	May 25	Alabama#	W	5-2
Jun 2	vs. North Carolina###	W	4-2	May 26	vs. Mississippi State#	L	8-11	May 26	Alabama#	W	6-5
Jun 4	vs. Wichita State###	W	4-2	May 26	vs. Illinois#	W	6-4	May 31	vs. Fresno State###	L	3-6
Jun 7	vs. Wichita State###	L	4-7	May 27	vs. Mississippi State#	W	11-9	Jun 2	vs. Florida###	L	0-5
Jun 9	vs. Wichita State###	L	9-12	May 28	vs. Mississippi State#	L	3-4				



YEAR-BY-YEAR RESULTS

1992 49-21 (16-7 ACC)

Mike Martin, Head Coach
COLLEGE WORLD SERIES
BASEBALL AMERICA - 9TH
COLLEGIATE BASEBALL - 5TH
BASEBALL WEEKLY - 6TH

Feb 1	College of Charleston	W	15-3
Feb 2	College of Charleston	W	4-1
Feb 9	at Arizona State	W	4-2
Feb 9	at Arizona State	L	1-4
Feb 14	Virginia Military Institute	W	10-4
Feb 15	Virginia Military Institute	W	20-0
Feb 16	Virginia Military Institute	W	5-4
Feb 19	at Florida	L	2-1
Feb 21	Duke*	W	13-1
Feb 22	Duke*	L	4-5
Feb 23	Duke*	W	1-0
Feb 28	at Minnesota	W	3-1
Feb 29	Texas A&M	L	1-9
Mar 1	vs. Mississippi State	W	5-1
Mar 3	Charleston Southern	W	14-2
Mar 4	Charleston Southern	W	13-8
Mar 6	Coastal Carolina	W	6-1
Mar 7	Coastal Carolina	W	5-2
Mar 9	Richmond	W	2-1
Mar 10	Richmond	W	5-1
Mar 11	Richmond	W	8-2
Mar 13	at North Carolina*	W	9-3
Mar 14	at North Carolina*	L	2-11
Mar 15	at North Carolina*	W	4-2
Mar 18	Georgia State	W	7-1
Mar 19	Georgia State	W	22-0
Mar 20	North Carolina State*	W	4-0
Mar 21	North Carolina State*	W	12-1
Mar 22	North Carolina State*	L	4-6
Mar 24	at Virginia*	W	4-3
Mar 25	at Virginia*	W	13-7
Mar 27	at Clemson*	L	4-10
Mar 28	at Clemson*	L	0-12
Mar 29	at Clemson*	L	0-14
Mar 31	Mercer	L	3-4
Apr 1	Mercer	W	8-1
Apr 3	Georgia Tech*	W	9-6
Apr 4	Georgia Tech*	W	3-2
Apr 5	Georgia Tech*	L	3-10
Apr 8	Florida	W	4-0
Apr 10	Miami	L	6-10
Apr 11	Miami	L	3-6
Apr 12	Miami	L	5-6
Apr 15	Florida	L	1-3
Apr 17	at Wake Forest*	W	9-3
Apr 18	at Wake Forest*	W	9-4
Apr 19	at Wake Forest*	W	11-1
Apr 24	at Miami	L	3-7
Apr 25	at Miami	L	4-5
Apr 26	at Miami	W	3-2
May 1	Maryland*	W	12-4
May 2	Maryland*	W	15-3
May 3	Maryland*	W	18-5
May 5	at Florida	W	4-1
May 10	vs. Wake Forest>	W	6-1
May 11	vs. Clemson>	L	2-5
May 12	vs. North Carolina>	W	7-3
May 12	vs. North Carolina State>	W	1-0
May 13	vs. Clemson>	L	0-11
May 15	Georgia State	W	36-7
May 16	Georgia State	W	17-4
May 21	Western Carolina#	L	0-1
May 22	Stetson#	W	2-0
May 23	Kent#	W	4-2
May 23	Stanford#	W	9-4
May 24	Western Carolina#	W	4-3
May 24	Western Carolina#	W	18-3
May 29	vs. Cal State Fullerton###	L	2-7
May 31	vs. California###	W	5-4
Jun 2	vs. Cal State Fullerton###	L	0-6

1993 46-19 (14-9 ACC)

Mike Martin, Head Coach
NCAA REGIONALS
BASEBALL AMERICA - 15TH
COLLEGIATE BASEBALL - 22ND
BASEBALL WEEKLY - 13TH

Feb 13	Winthrop	W	7-2
Feb 14	Winthrop	W	8-5
Feb 16	Appalachian State	W	8-3
Feb 17	Appalachian State	W	3-1
Feb 19	College of Charleston	W	7-6
Feb 20	College of Charleston	W	19-0
Feb 21	College of Charleston	W	17-2
Feb 26	at Cal State Fullerton	W	3-2
Feb 27	at Cal State Fullerton	L	2-6
Feb 28	at Cal State Fullerton	L	6-13
Mar 4	Florida	W	2-0
Mar 5	Florida	W	9-3
Mar 6	at Florida	W	4-2
Mar 7	at Florida	W	8-4
Mar 10	vs. Central Florida	W	7-5
Mar 11	vs. Purdue	L	1-11
Mar 12	North Carolina*	W	6-3
Mar 14	North Carolina*	W	4-3
Mar 16	Virginia*	W	10-5
Mar 17	Virginia*	W	11-0
Mar 18	Virginia*	W	8-1
Mar 19	Northern Iowa	W	6-0
Mar 20	Northern Iowa	W	7-4
Mar 21	Northern Iowa	W	5-2
Mar 22	at Duke*	L	0-3
Mar 23	at Duke*	W	8-5
Mar 24	at Duke*	W	3-1
Mar 26	at North Carolina State*	L	0-8
Mar 27	at North Carolina State*	W	5-1
Mar 28	at North Carolina State*	L	1-4
Mar 31	Mercer	W	11-2
Apr 2	at Georgia Tech*	L	3-10
Apr 3	at Georgia Tech*	W	17-3
Apr 4	at Georgia Tech*	W	5-1
Apr 7	Mercer	W	14-1
Apr 9	Miami	W	7-0
Apr 10	Miami	W	8-1
Apr 11	Miami	W	6-2
Apr 16	Wake Forest*	L	1-4
Apr 17	Wake Forest*	W	6-0
Apr 18	Wake Forest*	L	2-7
Apr 20	Mercer	W	9-0
Apr 21	Jacksonville	W	13-3
Apr 23	at Miami	W	1-0
Apr 24	at Miami	L	3-4
Apr 25	at Miami	L	13-14
Apr 1	at Maryland*	W	10-4
May 2	at Maryland*	L	2-5
May 3	at Maryland*	W	13-5
May 5	Jacksonville	W	6-1
May 7	Clemson*	L	6-7
May 8	Clemson*	W	4-3
May 9	Clemson*	L	1-5
May 12	at Jacksonville	L	3-4
May 16	vs. Clemson>	L	1-6
May 17	vs. Virginia>	W	11-2
May 18	vs. Georgia Tech>	W	5-2
May 18	Clemson>	W	7-5
May 19	North Carolina State>	L	1-5
May 21	Georgia State	W	23-1
May 22	Georgia State	W	12-4
May 27	South Florida#	W	4-2
May 28	Notre Dame#	W	7-3
May 29	Long Beach State#	L	1-4
May 29	Notre Dame#	L	3-4

1994 53-22 (14-9 ACC)

Mike Martin, Head Coach
COLLEGE WORLD SERIES
BASEBALL AMERICA - 7TH
COLLEGIATE BASEBALL - 6TH
BASEBALL WEEKLY - 6TH

Feb 3	at Hawaii	W	11-3
Feb 4	at Hawaii	W	6-4
Feb 5	at Hawaii	L	1-6
Feb 6	at Hawaii	W	9-3
Feb 7	at Hawaii-Hilo	L	2-4
Feb 8	at Hawaii-Hilo	W	7-1
Feb 8	at Hawaii-Hilo	W	5-1
Feb 11	Arizona State	W	9-7
Feb 12	Arizona State	W	13-2
Feb 13	Arizona State	W	9-8
Feb 18	Minnesota	W	15-10
Feb 19	Minnesota	W	9-2
Feb 20	Minnesota	W	12-4
Feb 25	Coastal Carolina	W	4-0
Feb 26	Coastal Carolina	W	17-2
Feb 27	Coastal Carolina	W	4-1
Mar 3	at Florida	L	0-4
Mar 4	at Florida	W	10-5
Mar 5	Florida	W	7-2
Mar 6	Florida	L	5-12
Mar 8	College of Charleston	L	0-3
Mar 9	College of Charleston	W	4-0
Mar 10	College of Charleston	W	7-0
Mar 12	SE Missouri State	W	15-3
Mar 13	SE Missouri State	W	13-3
Mar 15	UNC-Asheville	W	3-0
Mar 16	UNC-Asheville	W	11-2
Mar 17	Maryland*	W	5-2
Mar 18	Maryland*	W	6-0
Mar 19	Maryland*	L	4-6
Mar 22	at Wake Forest*	W	12-2
Mar 23	at Wake Forest*	W	15-4
Mar 24	at Wake Forest*	W	17-4
Mar 25	at North Carolina*	L	2-3
Mar 26	at North Carolina*	W	9-5
Apr 1	North Carolina State*	W	3-2
Apr 2	North Carolina State*	W	2-1
Apr 4	North Carolina State*	W	8-7
Apr 6	Jacksonville	W	6-1
Apr 8	Miami	W	6-3
Apr 9	Miami	L	2-5
Apr 10	Miami	L	1-2
Apr 12	Mercer	W	11-0
Apr 13	Mercer	W	5-4
Apr 15	at Miami	W	6-1
Apr 16	at Miami	L	0-8
Apr 17	at Miami	W	7-2
Apr 20	at Jacksonville	L	0-3
Apr 23	Furman	W	8-0
Apr 24	Furman	W	15-0
Apr 29	Georgia Tech*	W	6-4
Apr 30	Georgia Tech*	L	2-6
May 1	Georgia Tech*	L	5-7
May 3	Duke*	L	1-4
May 4	Duke*	W	11-7
May 5	Duke*	L	4-5
May 7	at Clemson*	L	2-5
May 8	at Clemson*	L	5-9
May 9	at Clemson*	W	8-3
May 13	at Virginia*	L	0-1
May 14	at Virginia*	W	8-6
May 15	at Virginia*	W	13-1
May 18	vs. North Carolina State>	L	5-6
May 19	vs. Maryland>	W	7-1
May 20	vs. Wake Forest>	W	18-3
May 21	vs. Clemson>	W	10-4
May 21	vs. North Carolina State>	W	7-4
May 22	vs. Clemson>	L	1-4
May 26	Central Michigan#	W	8-6
May 27	Jacksonville#	W	5-1
May 28	Jacksonville#	W	5-1
May 30	Brigham Young#	W	7-1
Jun 3	vs. Louisiana State###	W	6-3
Jun 5	vs. Georgia Tech###	L	4-12 (10)
Jun 7	vs. Cal State Fullerton###	L	3-10



17 CONFERENCE CHAMPIONSHIPS ~ 7 STRAIGHT ACC ATLANTIC DIVISION TITLES

YEAR-BY-YEAR RESULTS

1995		53-16 (16-7 ACC)		1996		52-17 (19-5 ACC)		1997		50-17 (18-6 ACC)	
Mike Martin, Head Coach				Mike Martin, Head Coach				Mike Martin, Head Coach			
ACC CHAMPIONS				COLLEGE WORLD SERIES				ACC CHAMPIONS			
COLLEGE WORLD SERIES				BASEBALL AMERICA - 6TH				NCAA REGIONALS			
BASEBALL AMERICA - 3RD				COLLEGIATE BASEBALL - 5TH				BASEBALL AMERICA - 9TH			
COLLEGIATE BASEBALL - 5TH				BASEBALL WEEKLY - 5TH				COLLEGIATE BASEBALL - 9TH			
BASEBALL WEEKLY - 4TH								BASEBALL WEEKLY - 9TH			
Feb 3	Florida Atlantic	W	21-4	Feb 3	Marshall	W	16-1	Feb 1	UNC Asheville	W	11-2
Feb 4	Florida Atlantic	W	11-7	Feb 4	Marshall	W	34-0	Feb 2	UNC Asheville	W	8-5
Feb 5	Florida Atlantic	W	8-4	Feb 10	UNC Asheville	W	4-2	Feb 7	Arizona State	W	5-2
Feb 10	at Arizona State	W	11-2	Feb 11	UNC Asheville	W	16-8	Feb 8	Arizona State	L	6-9
Feb 11	at Arizona State	W	14-6	Feb 16	Minnesota	W	9-7	Feb 9	Arizona State	W	11-5
Feb 12	at Arizona State	L	2-8	Feb 17	Minnesota	W	23-11	Feb 15	Cal State Fullerton	L	1-2
Feb 17	Coastal Carolina	W	10-2	Feb 18	Minnesota	W	8-2	Feb 15	Cal State Fullerton	W	8-5
Feb 19	Coastal Carolina	W	6-0	Feb 23	vs Cal State Fullerton	L	1-3	Feb 16	Cal State Fullerton	W	7-4
Feb 21	Winthrop	L	1-2	Feb 24	vs Southern California	L	8-10	Feb 21	Marshall	W	22-1
Feb 22	Winthrop	W	6-0	Feb 29	at Florida	W	11-2	Feb 22	Marshall	W	15-4
Feb 24	Wake Forest*	W	4-0	Mar 2	Florida	L	4-6	Feb 23	Marshall	W	14-2
Feb 25	Wake Forest*	L	3-4	Mar 3	Florida	L	10-11	Feb 27	Florida	L	2-3
Feb 26	Wake Forest*	W	10-1	Mar 5	Mercer	W	10-5	Feb 28	Florida	W	10-8
Mar 3	vs. Louisiana State	L	2-6	Mar 6	Mercer	W	14-5	Mar 1	at Florida	L	6-13
Mar 4	at Minnesota	W	4-1	Mar 8	Coastal Carolina	W	11-4	Mar 2	at Florida	W	9-5
Mar 5	vs. Michigan	W	17-6	Mar 9	Coastal Carolina	W	16-8	Mar 4	UNC-Greensboro	W	11-7
Mar 9	Florida	W	6-3	Mar 10	Coastal Carolina	W	7-3	Mar 5	UNC-Greensboro	W	16-0
Mar 10	Florida	W	2-1	Mar 12	Maine	W	14-5	Mar 7	Virginia*	W	8-2
Mar 11	at Florida	W	7-0	Mar 13	Maine	W	17-5	Mar 8	Virginia*	L	4-6
Mar 12	at Florida	L	3-9	Mar 14	Maine	W	8-1	Mar 9	Virginia*	W	20-2
Mar 13	Virginia*	W	12-7	Mar 15	Maryland*	W	8-6	Mar 11	vs St. Bonaventure	W	12-6
Mar 14	Virginia*	L	1-2	Mar 16	Maryland*	W	16-2	Mar 12	vs Long Island	W	13-5
Mar 17	Michigan	W	4-3	Mar 17	Maryland*	W	16-5	Mar 14	Wake Forest*	W	15-8
Mar 18	Michigan	W	14-4	Mar 20	at North Carolina*	W	2-1	Mar 15	Wake Forest*	W	11-3
Mar 19	Michigan	W	11-2	Mar 20	at North Carolina*	W	7-1	Mar 16	Wake Forest*	W	10-0
Mar 21	Mercer	W	17-1	Mar 21	at North Carolina*	W	9-1	Mar 18	Florida Atlantic	W	11-3
Mar 22	Mercer	W	22-7	Mar 22	at Wake Forest*	W	11-7	Mar 19	Florida Atlantic	L	5-13
Mar 24	at Duke*	L	5-14	Mar 23	at Wake Forest*	W	9-6	Mar 21	at Duke*	W	7-3
Mar 25	at Duke*	W	9-5	Mar 24	at Wake Forest*	W	12-3	Mar 22	at Duke*	W	8-3
Mar 26	at Duke*	W	6-2	Mar 29	North Carolina State*	W	5-4	Mar 23	at Duke*	L	3-4
Mar 28	College of Charleston	W	11-1	Mar 31	North Carolina State*	W	5-4	Mar 28	at North Carolina State*	W	6-3
Mar 29	College of Charleston	W	12-1	Apr 3	at Jacksonville	W	10-1	Mar 29	at North Carolina State*	L	9-10
Mar 31	at North Carolina State*	W	6-0	Apr 5	Miami	W	13-2	Mar 30	at North Carolina State*	L	5-9
Apr 1	at North Carolina State*	W	6-5	Apr 6	Miami	L	2-13	Apr 1	Mercer	W	11-1
Apr 2	at North Carolina State*	W	12-3	Apr 7	Miami	W	15-1	Apr 2	Mercer	W	12-6
Apr 5	Jacksonville	W	11-1	Apr 9	Jacksonville	W	8-6	Apr 4	Clemson*	L	7-10
Apr 7	Miami	W	9-1	Apr 10	at Jacksonville	W	4-1	Apr 5	Clemson*	W	20-5
Apr 8	Miami	L	5-6	Apr 12	at Miami	L	2-6	Apr 6	Clemson*	W	11-10
Apr 9	Miami	W	3-2 (11)	Apr 13	at Miami	L	8-9	Apr 9	Jacksonville	W	14-3
Apr 14	at Miami	W	9-6 (14)	Apr 14	at Miami	L	4-7	Apr 11	Miami	L	5-9
Apr 15	at Miami	W	10-1 (12)	Apr 17	Jacksonville	W	9-4	Apr 12	Miami	L	5-8
Apr 16	at Miami	L	2-3	Apr 19	Duke*	W	6-2	Apr 13	Miami	W	8-7
Apr 19	at Jacksonville	W	6-3	Apr 20	Duke*	W	14-4	Apr 15	at Jacksonville	W	12-6
Apr 21	Clemson*	W	5-2	Apr 21	Duke*	W	9-7	Apr 18	at Georgia Tech*	W	10-9
Apr 22	Clemson*	W	7-2	Apr 26	Georgia Tech*	W	16-4	Apr 19	at Georgia Tech*	W	11-6
Apr 23	Clemson*	W	9-8	Apr 27	Georgia Tech*	W	6-3	Apr 20	at Georgia Tech*	L	11-12
Apr 29	at Maryland*	W	9-1	Apr 28	Georgia Tech*	L	1-4	Apr 26	at Maryland*	W	16-3
May 1	at Maryland*	W	7-1 (10)	Apr 30	Florida Atlantic	W	9-8	Apr 27	at Maryland*	W	27-2
May 1	at Maryland*	W	1-0	May 1	Florida Atlantic	W	13-5	Apr 28	at Maryland*	W	13-3
May 3	at Mercer	W	18-3	May 4	at Clemson*	L	0-3	Apr 30	at Mercer	W	9-2
May 5	at Georgia Tech*	L	4-5	May 5	at Clemson*	L	1-2	May 2	at Miami	L	1-9
May 6	at Georgia Tech*	L	9-11	May 6	at Clemson*	L	0-2	May 3	at Miami	L	6-7
May 7	at Georgia Tech*	W	14-9	May 10	at Virginia*	W	6-0	May 4	at Miami	W	7-3
May 13	North Carolina*	L	2-3	May 11	at Virginia*	L	7-9	May 9	North Carolina*	W	8-2
May 13	North Carolina*	W	13-1	May 12	at Virginia*	W	6-3	May 10	North Carolina*	W	8-5
May 14	North Carolina*	L	3-5	May 15	vs. Wake Forest>	W	8-4	May 11	North Carolina*	W	11-6
May 17	vs. Virginia>	W	6-0	May 16	vs. Virginia>	L	2-3	May 14	vs Duke>	W	4-2
May 18	vs. North Carolina State>	W	12-6	May 17	vs. Duke>	W	7-3	May 15	vs North Carolina State>	W	5-3
May 19	vs. Clemson>	L	0-11	May 18	vs. Clemson>	W	2-1	May 16	vs Clemson>	W	8-4
May 20	vs. North Carolina>	W	10-1	May 18	vs. Virginia>	W	8-2	May 17	vs Duke>	W	12-2
May 20	vs. Clemson>	W	12-2	May 19	vs. Virginia>	L	1-12	May 17	vs Clemson>	W	10-0
May 21	vs. Clemson>	W	8-2	May 23	vs. Northeastern Illinois#	W	16-0	May 22	Marist#	W	4-2
May 25	Troy State#	W	18-3	May 24	vs. UC Santa Barbara#	W	10-1	May 23	Central Florida#	W	16-2
May 26	South Alabama#	W	7-2	May 25	vs. Stanford#	W	5-4	May 24	Auburn#	L	7-8
May 27	Old Dominion#	W	7-2	May 26	vs. Cal State Northridge#	W	9-2	May 24	South Florida#	W	6-5
May 28	Mississippi#	W	13-1	Jun 1	vs. Florida###	L	2-5	May 25	Auburn#	W	9-7
Jun 2	vs. Oklahoma###	W	3-2	Jun 3	vs. Wichita State###	W	8-4	May 25	Auburn#	L	2-5
Jun 4	vs. Miami###	L	2-4	Jun 4	vs. Florida###	L	3-6				
Jun 6	vs. Southern California###	L	11-16								



YEAR-BY-YEAR RESULTS

1998 53-20 (18-4 ACC)

Mike Martin, Head Coach
COLLEGE WORLD SERIES
BASEBALL AMERICA - 7TH
COLLEGIATE BASEBALL - 8TH
BASEBALL WEEKLY - 8TH

Jan. 31	vs Notre Dame	L	1-10
Jan. 31	vs Ohio State	W	6-4
Feb 1	vs Tennessee	L	3-5
Feb 6	at Arizona State	W	3-2
Feb 7	at Arizona State	W	6-1
Feb 10	at Hawaii Pacific	W	2-0
Feb 10	at Hawaii Pacific	L	8-9
Feb 11	at Hawaii	W	7-2
Feb 12	at Hawaii	W	11-2
Feb 13	at Hawaii	L	6-9
Feb 14	at Hawaii	L	2-8
Feb 17	Charleston Southern	W	16-0
Feb 18	Charleston Southern	W	13-0
Feb 21	at Florida	L	1-3
Feb 24	The Citadel	W	9-4
Feb 25	The Citadel	W	15-5
Feb 28	Florida	W	9-7
Mar 1	Florida	L	5-10
Mar 3	UNC Greensboro	W	13-1
Mar 4	UNC Greensboro	W	13-4
Mar 6	North Carolina State *	W	9-0
Mar 9	at South Florida	W	8-4
Mar 10	vs Long Island	W	11-0
Mar 11	vs St. Joseph's	W	16-1
Mar 13	at Wake Forest*	W	12-11
Mar 14	at Wake Forest*	W	10-4
Mar 15	at Wake Forest*	W	9-6
Mar 17	Morehead State	W	9-1
Mar 20	Duke*	W	6-5
Mar 21	Duke*	W	9-4
Mar 22	Duke*	W	10-9
Mar 24	Florida Atlantic	W	15-3
Mar 25	Florida Atlantic	W	7-5
Mar 26	Maryland*	L	6-14
Mar 27	Maryland*	W	14-2
Mar 28	Maryland*	W	10-0
Mar 31	Mercer	W	13-3
Apr 1	Mercer	W	11-0
Apr 3	Miami	L	4-9
Apr 4	Miami	L	2-8
Apr 5	Miami	L	6-9
Apr 8	Jacksonville	W	4-3
Apr 10	at North Carolina*	L	5-6
Apr 11	at North Carolina*	W	20-4
Apr 12	at North Carolina*	W	4-3
Apr 15	at Jacksonville	W	11-4
Apr 17	Georgia Tech*	W	3-2
Apr 18	Georgia Tech*	W	8-3
Apr 19	Georgia Tech*	W	10-5
Apr 21	SW Louisiana	W	14-4
Apr 22	SW Louisiana	W	13-1
Apr 24	at Clemson*	L	1-2
Apr 25	at Clemson*	L	4-5
Apr 26	at Clemson*	W	7-2
May 1	at Miami	L	1-7
May 2	at Miami	W	11-5
May 3	at Miami	W	5-4
May 6	St. Leo	L	8-11
May 9	at Virginia*	W	5-4
May 9	at Virginia*	W	11-2
May 10	at Virginia*	W	9-6
May 13	vs Virginia>	W	4-1
May 14	vs Wake Forest>	W	14-1
May 15	vs North Carolina>	W	13-11
May 16	vs North Carolina State>	W	13-6
May 16	vs Wake Forest>	L	1-2
May 17	vs Wake Forest>	L	3-6
May 21	Liberty#	W	10-7
May 22	Delaware#	W	27-6
May 23	Oklahoma#	W	23-2
May 24	Auburn#	W	16-10
May 29	vs Arizona State###	L	10-11
May 31	vs Long Beach State###	L	4-7

1999 57-14 (22-2 ACC)

Mike Martin, Head Coach
COLLEGE WORLD SERIES
BASEBALL AMERICA - 2ND
COLLEGIATE BASEBALL - 2ND
BASEBALL WEEKLY - 2ND

Jan 29	UNC Asheville	W	9-2
Jan 30	UNC Asheville	W	16-3
Jan 31	UNC Asheville	W	11-3
Feb 5	Arizona State	W	4-1
Feb 6	Arizona State	W	11-4
Feb 7	Arizona State	W	7-5
Feb 12	Troy State	W	17-3
Feb 13	Troy State	W	21-1
Feb 14	Troy State	W	10-2
Feb 16	Charleston Southern	W	12-2
Feb 17	Charleston Southern	W	7-2
Feb 20	Florida	L	5-6
Feb 21	Florida	W	12-3
Feb 27	at Florida	L	2-4
Feb 28	at Florida	W	8-4
Mar 2	South Florida	W	5-2
Mar 5	vs Wichita State	L	1-8
Mar 6	at Minnesota	W	9-5
Mar 7	vs Washington State	W	8-5
Mar 12	Virginia*	W	10-3
Mar 13	Virginia*	W	2-1
Mar 14	Virginia*	W	11-3
Mar 16	The Citadel	W	10-6
Mar 17	The Citadel	W	8-4
Mar 19	at North Carolina State*	W	14-4
Mar 20	at North Carolina State*	W	2-1
Mar 21	at North Carolina State*	W	13-1
Mar 23	Akron	W	7-4
Mar 24	Akron	W	12-2
Mar 26	North Carolina*	W	12-6
Mar 27	North Carolina*	W	5-4
Mar 28	North Carolina*	W	9-4
Mar 30	Mercer	W	14-1
Apr 2	Wake Forest*	W	7-4
Apr 3	Wake Forest*	W	16-3
Apr 4	Wake Forest*	W	4-3
Apr 7	Jacksonville	W	8-6
Apr 9	Clemson*	W	8-0
Apr 10	Clemson*	L	4-8
Apr 11	Clemson*	W	5-3
Apr 14	at Jacksonville	W	25-2
Apr 16	Miami	W	8-2
Apr 17	Miami	L	3-4
Apr 18	Miami	L	7-8
Apr 23	at Miami	L	7-8
Apr 24	at Miami	L	4-9
Apr 25	at Miami	L	8-9
Apr 30	at Georgia Tech*	L	2-3
May 1	at Georgia Tech*	W	18-4
May 2	at Georgia Tech*	W	4-2
May 7	at Maryland*	W	9-3
May 8	at Maryland*	W	13-4
May 9	at Maryland*	W	26-2
May 15	at Duke*	W	11-3
May 15	at Duke*	W	9-1
May 16	at Duke*	W	7-0
May 19	vs Maryland>	W	4-1
May 20	vs Georgia Tech>	W	7-3
May 21	vs Wake Forest>	L	0-4
May 22	vs Clemson>	L	7-8
May 28	The Citadel#	W	24-6
May 29	Jacksonville#	W	9-2
May 30	Providence##	W	14-3
Jun 4	Auburn##	W	10-2
Jun 5	Auburn##	W	6-3
Jun 12	vs Texas A&M###	W	7-3
Jun 14	vs Stanford###	L	6-10
Jun 16	vs Cal State Fullerton###	W	7-2
Jun 17	vs Stanford###	W	8-6
Jun 18	vs Stanford###	W	14-11 (13)
Jun 19	vs Miami###	L	5-6

2000 53-19 (15-9 ACC)

Mike Martin, Head Coach
COLLEGE WORLD SERIES
BASEBALL AMERICA - 3RD
COLLEGIATE BASEBALL - 3RD
BASEBALL WEEKLY - 3RD

Jan 29	Western Kentucky	W	8-1
Jan 29	Western Kentucky	W	2-1
Jan 30	Western Kentucky	W	6-1
Feb 4	at Arizona State	W	11-10
Feb 5	at Arizona State	L	9-15
Feb 6	at Arizona State	W	9-7
Feb 11	Stanford	W	11-4
Feb 12	Stanford	L	6-8
Feb 13	Stanford	W	13-1
Feb 19	at Florida	W	15-6
Feb 20	at Florida	W	17-8
Feb 22	Appalachian State	W	8-2
Feb 23	Appalachian State	W	8-1
Feb 26	Florida	W	6-2
Feb 27	Florida	W	8-7
Feb 29	Charleston Southern	W	7-2
Mar 1	Charleston Southern	W	12-1
Mar 3	Pittsburgh	W	6-1
Mar 4	Pittsburgh	W	12-0
Mar 5	Pittsburgh	W	14-4
Mar 7	vs St. Joseph's	W	15-2
Mar 8	vs Siena	W	9-2
Mar 10	Duke*	W	17-0
Mar 11	Duke*	W	8-3
Mar 12	Duke*	W	9-6
Mar 14	South Florida	W	18-7
Mar 17	at Wake Forest*	L	1-7
Mar 18	at Wake Forest*	L	4-7
Mar 19	at Wake Forest*	W	12-4
Mar 23	Maryland*	W	11-0
Mar 24	Maryland*	W	11-0
Mar 25	Maryland*	W	10-0
Mar 28	Mercer	W	15-5
Apr 1	at Virginia*	W	9-6
Apr 2	at Virginia*	L	1-2
Apr 2	at Virginia*	W	10-4
Apr 5	at Jacksonville	W	12-6
Apr 7	Miami	W	14-13 (17)
Apr 8	Miami	W	12-2
Apr 9	Miami	W	5-4
Apr 12	Jacksonville	W	7-5
Apr 14	at Miami	L	3-7
Apr 15	at Miami	L	3-7
Apr 16	at Miami	W	14-3
Apr 21	Georgia Tech*	W	6-0
Apr 22	Georgia Tech*	L	0-5
Apr 23	Georgia Tech*	W	7-5
Apr 28	North Carolina State*	L	4-5
Apr 29	North Carolina State*	W	8-2
Apr 30	North Carolina State*	W	6-5
May 6	at Clemson*	L	7-8
May 7	at Clemson*	L	4-5
May 8	at Clemson*	L	4-7
May 12	at North Carolina*	W	6-2
May 13	at North Carolina*	L	5-6
May 14	at North Carolina*	W	4-2
May 17	North Carolina State>	W	8-6
May 18	vs Clemson>	L	4-8
May 19	vs North Carolina>	W	4-1
May 20	vs Georgia Tech>	L	3-10
May 26	Bethune-Cookman#	W	6-3
May 27	Central Florida#	L	8-9
May 27	Evansville#	W	11-2
May 28	Central Florida#	W	6-1
May 28	Central Florida#	W	8-1
Jun 2	Miami###	W	9-2
Jun 3	Miami###	L	5-7
Jun 4	Miami###	W	6-1
Jun 10	vs Southern California###	L	4-6
Jun 12	vs Texas###	W	6-2
Jun 14	vs Southern California###	W	3-2
Jun 15	vs Louisiana State###	L	3-6



17 CONFERENCE CHAMPIONSHIPS ~ 7 STRAIGHT ACC ATLANTIC DIVISION TITLES

YEAR-BY-YEAR RESULTS

2001 47-19 (20-4 ACC)

Mike Martin, Head Coach
NCAA SUPER REGIONALS
BASEBALL AMERICA - 10TH
COLLEGIATE BASEBALL - 9TH
BASEBALL WEEKLY - 10TH

Feb 3	Western Kentucky	W	5-4
Feb 4	Western Kentucky	W	8-4
Feb 9	at Stanford	L	2-6
Feb 10	at Stanford	L	2-5
Feb 11	at Stanford	L	2-8
Feb 17	Florida	W	19-6
Feb 18	Florida	L	5-6
Feb 24	at Florida	L	2-3
Feb 25	at Florida	W	13-11
Feb 27	Appalachian State	W	10-4
Feb 28	Appalachian State	W	7-4
Mar 2	Michigan State	W	7-4
Mar 3	Michigan State	W	10-5
Mar 4	Michigan State	W	9-5
Mar 6	St. Joseph's	W	16-4
Mar 7	St. Joseph's	W	6-0
Mar 10	Virginia*	W	9-2
Mar 10	Virginia*	W	16-1
Mar 11	Virginia*	W	2-1
Mar 13	Northern Iowa	W	4-3
Mar 14	Liberty	W	1-0
Mar 16	at North Carolina State*	W	8-7
Mar 17	at North Carolina State*	L	2-4
Mar 18	at North Carolina State*	W	12-3
Mar 20	Akron	W	8-2
Mar 21	Akron	W	14-2
Mar 23	North Carolina*	W	3-0
Mar 24	North Carolina*	W	12-6
Mar 25	North Carolina*	W	8-7
Mar 27	The Citadel	W	3-0
Mar 28	The Citadel	L	2-5
Mar 30	Wake Forest*	W	12-3
Mar 31	Wake Forest*	W	6-5
Apr 1	Wake Forest*	W	6-5
Apr 3	Mercer	W	15-1
Apr 6	Clemson*	W	7-4
Apr 7	Clemson*	W	7-6
Apr 8	Clemson*	W	6-1
Apr 11	Jacksonville	W	9-4
Apr 13	at Miami	W	10-9
Apr 14	at Miami	L	4-5
Apr 15	at Miami	L	1-7
Apr 18	at Jacksonville	W	8-1
Apr 20	Miami	L	5-7
Apr 21	Miami	L	6-9
Apr 22	Miami	L	4-7
Apr 27	at Georgia Tech*	L	8-9
Apr 28	at Georgia Tech*	W	6-2
Apr 29	at Georgia Tech*	L	2-12
May 4	at Maryland*	W	8-1
May 5	at Maryland*	W	11-5
May 6	at Maryland*	W	13-1
May 11	at Duke*	W	12-3
May 12	at Duke*	W	12-4
May 13	at Duke*	L	7-8
May 16	vs North Carolina State>	W	11-5
May 17	vs Georgia Tech>	L	5-6
May 18	vs Clemson>	W	5-4
May 19	vs Wake Forest>	W	15-2
May 19	vs North Carolina State>	L	4-8
May 25	vs Bethune-Cookman#	W	8-1
May 26	vs Auburn#	W	10-6
May 27	vs Auburn#	W	9-6
Jun 2	vs Georgia##	L	7-8
Jun 3	vs Georgia##	W	11-6
Jun 4	vs Georgia##	L	3-8

2002 60-14 (18-6 ACC)

Mike Martin, Head Coach
ACC CHAMPIONS
NCAA SUPER REGIONALS
BASEBALL AMERICA - 7TH
COLLEGIATE BASEBALL - 9TH
BASEBALL WEEKLY - 9TH

Jan 26	at Hawaii-Hilo	W	16-2
Jan 27	at Hawaii-Hilo	W	5-1
Jan 28	at Hawaii-Hilo	W	14-7
Jan 30	at Hawaii	L	2-3
Jan 31	at Hawaii	W	8-5
Feb 1	at Hawaii	W	7-4
Feb 2	at Hawaii	W	12-1
Feb 8	Stanford	L	3-9
Feb 9	Stanford	L	11-15
Feb 10	Stanford	W	7-6
Feb 15	Arizona State	W	9-4
Feb 16	Arizona State	W	5-3
Feb 17	Arizona State	W	6-4
Feb 22	Siena	W	10-2
Feb 23	Jacksonville	W	1-0
Feb 24	at Jacksonville	L	4-13
Feb 26	Western Carolina	W	13-3
Feb 27	Western Carolina	W	3-0
Feb 28	Siena	W	5-4
Mar 1	at Florida	W	5-4
Mar 3	Florida	W	9-4
Mar 8	Pittsburgh	W	7-2
Mar 9	Pittsburgh	W	11-2
Mar 10	Pittsburgh	W	15-3
Mar 13	Appalachian State	W	4-2
Mar 13	Appalachian State	W	11-7
Mar 15	at Virginia*	L	10-11
Mar 16	at Virginia*	W	8-3
Mar 16	at Virginia*	W	14-4
Mar 19	The Citadel	W	4-0
Mar 20	The Citadel	W	11-3
Mar 22	at North Carolina*	L	7-11
Mar 23	at North Carolina*	L	1-7
Mar 24	at North Carolina*	L	1-9
Mar 26	Mercer	W	11-2
Mar 29	at Wake Forest*	L	3-5
Mar 30	at Wake Forest*	W	18-10
Mar 31	at Wake Forest*	L	5-7
Apr 5	Miami	W	13-3
Apr 6	Miami	L	2-5
Apr 7	Miami	W	9-7
Apr 10	Jacksonville	W	7-1
Apr 12	at Miami	W	6-4
Apr 13	at Miami	W	9-3
Apr 14	at Miami	W	17-11
Apr 16	South Alabama	L	5-6
Apr 17	at Jacksonville	W	13-4
Apr 19	Georgia Tech*	W	4-3
Apr 20	Georgia Tech*	W	14-9
Apr 21	Georgia Tech*	W	13-1
Apr 26	North Carolina State*	W	9-3
Apr 27	North Carolina State*	W	10-4
Apr 28	North Carolina State*	W	12-11
May 3	Florida A&M	W	17-7
May 5	Duke*	W	18-4
May 6	Duke*	W	18-5
May 7	Duke*	W	13-3
May 10	Maryland*	W	4-0
May 11	Maryland*	W	10-8
May 12	Maryland*	W	6-5
May 17	at Clemson*	W	9-3
May 18	at Clemson*	W	12-3
May 19	at Clemson*	W	9-3
May 22	vs Duke>	W	10-7
May 23	vs Clemson>	W	9-4
May 24	vs Wake Forest>	W	5-2
May 25	vs Georgia Tech>	W	7-4
May 25	vs Clemson>	W	4-1
May 31	Stetson#	W	11-8
Jun 1	Central Florida#	W	7-3
Jun 2	South Florida#	W	13-6
Jun 7	Notre Dame##	L	4-10
Jun 9	Notre Dame##	W	12-5
Jun 10	Notre Dame##	L	1-3

2003 54-13-1 (19-5 ACC)

Mike Martin, Head Coach
NCAA SUPER REGIONALS
BASEBALL AMERICA - 6TH
COLLEGIATE BASEBALL - 9TH
BASEBALL WEEKLY - 8TH

Jan 31	vs VMI	W	12-4
Feb 1	vs VMI	W	5-1
Feb 2	vs VMI	W	10-3
Feb 7	at Stanford	L	1-2
Feb 8	at Stanford	W	4-3
Feb 9	at Stanford	W	10-8
Feb 14	Evansville	W	13-2
Feb 15	Evansville	W	14-3
Feb 16	Evansville	W	11-1
Feb 21	Appalachian State	W	16-6
Feb 22	Appalachian State	W	9-1
Feb 23	Appalachian State	W	17-0
Feb 28	Charleston Southern	W	9-0
Mar 2	Charleston Southern	W	2-1
Mar 2	Charleston Southern	W	10-7
Mar 4	Siena	W	13-8
Mar 5	Siena	W	14-5
Mar 6	Siena	W	6-1
Mar 7	Florida	W	5-4
Mar 8	Florida	W	9-7
Mar 9	at Florida	L	8-9
Mar 11	St. Joseph's	W	11-5
Mar 12	St. Joseph's	W	14-0
Mar 14	Virginia*	W	9-1
Mar 15	Virginia*	W	4-0
Mar 16	Virginia*	W	5-4 (12)
Mar 22	at NC State*	L	2-4
Mar 22	at NC State*	L	2-5
Mar 23	at NC State*	W	3-1
Mar 26	The Citadel	W	10-2
Mar 28	North Carolina*	W	8-4
Mar 29	North Carolina*	L	4-8
Mar 30	North Carolina*	W	2-1
Apr 4	Wake Forest*	W	7-5
Apr 5	Wake Forest*	W	7-2
Apr 6	Wake Forest*	W	10-7
Apr 11	Clemson*	L	4-8
Apr 12	Clemson*	W	7-2
Apr 13	Clemson*	W	8-1
Apr 16	Jacksonville	W	5-4
Apr 18	at Miami	W	4-2
Apr 19	at Miami	W	6-4
Apr 20	at Miami	T	7-7
Apr 25	Miami	W	1-0
Apr 26	Miami	L	3-14
Apr 27	Miami	W	12-0
Apr 2	at Georgia Tech*	W	7-1
May 3	at Georgia Tech*	L	4-5
May 4	at Georgia Tech*	W	12-7
May 6	at Jacksonville	W	11-3
May 9	at Maryland*	W	15-4
May 10	at Maryland*	W	14-6
May 11	at Maryland*	W	17-7
May 16	at Duke*	W	11-6
May 16	at Duke*	W	12-7
May 17	at Duke*	W	15-8
May 22	vs Duke>	W	13-0
May 23	vs North Carolina>	L	2-3
May 24	vs Virginia>	W	2-0
May 24	vs NC State>	W	17-6
May 25	vs Georgia Tech>	L	7-10
May 30	Jacksonville#	W	6-0
May 31	South Alabama#	L	6-8
May 31	Rutgers#	W	17-7
Jun 1	South Alabama#	W	13-5
Jun 1	South Alabama#	W	12-2
Jun 8	Texas##	L	3-8
Jun 9	Texas##	L	5-6



YEAR-BY-YEAR RESULTS

2004 45-23 (16-8 ACC)

Mike Martin, Head Coach

ACC CHAMPIONS

NCAA SUPER REGIONALS

BASEBALL AMERICA - 14TH

COLLEGIATE BASEBALL - 14TH

BASEBALL WEEKLY - 14TH

Jan 31	VMI	W	8-7
Feb 2	VMI	W	8-1
Feb 6	at Arizona State	L	1-2
Feb 7	at Arizona State	L	9-10
Feb 8	at Arizona State	L	6-12
Feb 15	at Jacksonville	W	14-9
Feb 16	Jacksonville	W	8-3
Feb 20	Oral Roberts	W	8-3
Feb 21	Oral Roberts	W	6-4
Feb 22	Oral Roberts	W	4-3
Feb 27	UNC-Asheville	L	1-2
Feb 28	UNC-Asheville	W	8-0
Feb 29	UNC-Asheville	W	4-1
Mar 5	vs Nebraska	W	5-3
Mar 6	vs West Virginia	W	11-5
Mar 7	at Minnesota	L	1-6
Mar 9	Illinois State	W	6-3
Mar 10	Butler	W	11-2
Mar 12	Michigan State	W	5-4
Mar 13	Michigan State	W	11-1
Mar 14	Michigan State	W	4-0
Mar 17	Jacksonville	W	19-3
Mar 19	Maryland*	W	16-6
Mar 20	Maryland*	W	10-1
Mar 21	Maryland*	W	13-6
Mar 26	at North Carolina*	L	4-10
Mar 27	at North Carolina*	W	10-6
Mar 28	at North Carolina*	L	6-12
Mar 31	at Florida	L	6-7
Apr 2	NC State*	L	0-11
Apr 3	NC State*	W	7-6
Apr 4	NC State*	W	10-3
Apr 7	at Jacksonville	W	15-4
Apr 9	Miami	W	6-5
Apr 10	Miami	L	11-17
Apr 11	Miami	L	0-4
Apr 16	at Miami	L	0-10
Apr 17	at Miami	L	3-7
Apr 18	at Miami	W	10-3
Apr 21	Florida	W	16-4
Apr 23	Georgia Tech*	L	4-11
Apr 24	Georgia Tech*	L	2-12
Apr 25	Georgia Tech*	L	6-7
May 1	at Clemson*	W	11-6
May 2	at Clemson*	W	10-1
May 3	at Clemson*	L	9-18
May 7	at Virginia*	W	8-0
May 8	at Virginia*	L	2-15
May 9	at Virginia*	W	4-1
May 12	at Florida	L	2-3
May 14	Duke*	W	14-1
May 15	Duke*	W	10-7
May 16	Duke*	W	6-3
May 20	at Wake Forest*	W	11-10
May 21	at Wake Forest*	W	27-3
May 22	at Wake Forest*	W	10-6
May 26	vs NC State>	W	6-5
May 27	vs Duke>	W	6-3
May 28	vs Georgia Tech>	L	4-13
May 29	vs North Carolina>	W	8-7
May 29	vs Georgia Tech>	W	8-7
May 30	vs Georgia Tech>	W	17-5
Jun 4	Bethune Cookman#	W	10-3
Jun 5	Central Florida#	W	3-2
Jun 6	Central Florida#	L	5-7
Jun 6	Central Florida#	W	19-3
Jun 11	at Arkansas##	L	5-7
Jun 12	at Arkansas##	L	2-4

2005 53-20 (19-11 ACC)

Mike Martin, Head Coach

NCAA SUPER REGIONALS

BASEBALL AMERICA - 16TH

COLLEGIATE BASEBALL - 15TH

NCBWA - 11TH

ESPN - 14TH

Jan 28	Charleston Southern	W	2-1
Jan 29	Charleston Southern	W	9-2
Jan 30	Charleston Southern	W	11-4
Feb 4	VMI	W	8-2
Feb 5	VMI	W	6-5
Feb 6	VMI	W	15-0
Feb 11	Auburn	W	7-3
Feb 12	Auburn	W	6-5
Feb 13	Auburn	L	2-9
Feb 18	St. Joseph's	W	12-1
Feb 19	St. Joseph's	W	11-1
Feb 20	St. Joseph's	W	10-7
Feb 22	at Stetson	W	5-4
Feb 23	at Stetson	W	7-6
Feb 25	Appalachian State	W	11-2
Feb 26	Appalachian State	W	4-1
Mar 4	at Hawaii-Hilo	W	7-2
Mar 5	vs Hawaii-Hilo	W	6-4
Mar 6	vs Hawaii-Hilo	W	5-2
Mar 6	vs Hawaii-Hilo	W	9-1
Mar 7	at Hawaii Hilo	W	11-5
Mar 9	at Hawaii Pacific	W	9-1
Mar 10	at Rainbows	L	0-15
Mar 11	at Hawaii	L	6-7
Mar 12	at Hawaii	L	6-9
Mar 18	Virginia Tech*	W	3-1
Mar 19	Virginia Tech*	W	12-2
Mar 20	Virginia Tech*	W	8-1
Mar 23	vs Jacksonville#	W	9-0
Mar 25	at Duke*	W	5-3
Mar 26	at Duke*	W	11-4
Mar 26	at Duke*	L	7-8
Mar 30	Florida	L	2-9
Apr 2	Clemson*	W	3-1
Apr 3	Clemson*	W	5-4
Apr 3	Clemson*	L	3-7
Apr 6	Jacksonville	W	11-4
Apr 8	Wake Forest*	W	7-5
Apr 9	Wake Forest*	W	4-3
Apr 10	Wake Forest*	L	10-13
Apr 12	at Jacksonville	W	11-4
Apr 15	at Georgia Tech*	L	4-6
Apr 16	at Georgia Tech*	L	8-9
Apr 17	at Georgia Tech*	L	4-9
Apr 19	Florida	W	4-2
Apr 22	at Miami*	L	3-5
Apr 23	at Miami*	L	2-5
Apr 24	at Miami*	W	13-1
Apr 29	Virginia*	W	8-1
May 1	Virginia*	L	2-6
May 1	Virginia*	W	7-2
May 3	at Florida	W	9-4
May 6	at Maryland*	W	7-2
May 7	at Maryland*	W	8-1
May 8	at Maryland*	W	4-2
May 10	Stetson	W	9-5
May 11	Stetson	W	8-4
May 13	North Carolina*	W	9-4
May 14	North Carolina*	W	6-5
May 15	North Carolina*	W	7-6
May 17	Jacksonville	W	12-5
May 19	at NC State*	W	8-2
May 20	at NC State*	L	4-7
May 21	at NC State*	L	3-8
May 25	vs North Carolina>	W	3-2
May 26	vs Georgia Tech>	L	4-5
May 27	vs Wake Forest>	W	7-3
May 28	vs Georgia Tech>	L	2-18
Jun 3	Army#	W	3-2
Jun 4	Auburn#	W	4-3
Jun 5	Auburn#	W	10-4
Jun 10	at Florida##	L	1-8
Jun 11	at Florida##	L	5-8

2006 44-21 (16-13 ACC)

Mike Martin, Head Coach

NCAA REGIONALS

COLLEGIATE BASEBALL - 24TH

NCBWA - 24TH

ESPN - 20TH

Feb 3	Charleston Southern	W	6-3
Feb 4	Charleston Southern	W	12-2
Feb 5	Charleston Southern	W	15-8
Feb 10	at Auburn	L	2-5
Feb 11	at Auburn	W	8-3
Feb 17	UNC Asheville	W	10-0
Feb 18	UNC Asheville	W	9-1
Feb 19	UNC Asheville	W	8-2
Feb 24	Minnesota	W	5-0
Feb 25	Minnesota	W	12-4
Feb 26	Minnesota	W	8-6
Feb 28	at Florida	W	6-4
Mar 3	Brown	W	12-0
Mar 4	Brown	W	21-5
Mar 5	Brown	W	15-7
Mar 7	Mercer	W	8-4
Mar 10	Maryland*	W	9-7
Mar 11	Maryland*	W	6-2
Mar 12	Maryland*	W	4-3
Mar 14	Winthrop	W	10-0
Mar 17	at Virginia Tech*	W	11-2
Mar 18	at Virginia Tech*	L	7-9
Mar 19	at Virginia Tech*	W	9-4
Mar 22	at Jacksonville	W	4-1
Mar 24	Duke*	W	7-2
Mar 25	Duke*	W	12-4
Mar 26	Duke*	W	15-5
Mar 28	North Florida	W	14-8
Mar 31	at North Carolina*	L	0-4
Apr 1	at North Carolina*	L	3-4
Apr 2	at North Carolina*	W	6-5
Apr 4	Jacksonville	W	4-2
Apr 7	at Boston College*	W	7-1
Apr 8	at Boston College*	W	4-2
Apr 9	at Boston College*	W	7-5
Apr 12	at Jacksonville	W	10-1
Apr 14	Miami*	L	3-7
Apr 15	Miami*	W	16-1
Apr 16	Miami*	L	5-7
Apr 19	Florida	L	3-8
Apr 21	Georgia Tech*	L	8-15
Apr 23	Georgia Tech*	L	4-10
Apr 23	Georgia Tech*	L	7-8
Apr 28	Savannah State	W	11-0
Apr 29	Savannah State	W	9-2
Apr 30	Savannah State	L	2-10
May 3	Jacksonville	W	9-2
May 5	at Wake Forest*	L	2-4
May 6	at Wake Forest*	W	4-3 (20)
May 12	at Clemson*	L	1-9
May 13	at Clemson*	L	3-4
May 14	at Clemson*	L	2-11
May 16	South Alabama	L	2-7
May 18	NC State*	W	11-10
May 19	NC State*	W	7-1
May 20	NC State*	L	7-15
May 24	Virginia>	L	2-6
May 25	North Carolina>	W	7-6
May 26	Virginia>	W	11-0
May 27	NC State>	W	7-3
May 27	NC State>	L	7-8
Jun 2	vs Jacksonville#	W	18-0
Jun 3	at Georgia#	W	6-4
Jun 4	at Georgia#	L	1-7
Jun 5	at Georgia#	L	2-3



17 CONFERENCE CHAMPIONSHIPS ~ 7 STRAIGHT ACC ATLANTIC DIVISION TITLES

YEAR-BY-YEAR RESULTS

2007		45-13 (21-6 ACC)		2008		54-14 (24-6 ACC)		2009		45-18 (19-9 ACC)	
Mike Martin, Head Coach				Mike Martin, Head Coach				Mike Martin, Head Coach			
ACC ATLANTIC DIVISION CHAMPIONS				ACC ATLANTIC DIVISION CHAMPIONS				ACC ATLANTIC DIVISION CHAMPIONS			
NCAA REGIONALS				COLLEGE WORLD SERIES				NCAA SUPER REGIONALS			
COLLEGIATE BASEBALL – 10th				BASEBALL AMERICA – 7th				BASEBALL AMERICA – 9th			
BASEBALL AMERICA – 14th				COLLEGIATE BASEBALL – 7th				COLLEGIATE BASEBALL – 10th			
NCBWA – 14th				ESPN – 8th				ESPN – 10th			
ESPN – 15th				NCBWA – 8th				NCBWA – 10th			
Feb 2	Tennessee	W	9-2	Feb 23	Duquesne	W	14-3 (7)	Feb 20	Hofstra	W	9-3
Feb 3	Tennessee	W	4-0	Feb 23	Duquesne	W	15-3 (7)	Feb 21	Hofstra	W	21-7
Feb 4	Tennessee	W	19-7	Feb 24	Duquesne	W	15-3 (8)	Feb 21	Hofstra	W	3-2
Feb 9	UNC Asheville	W	17-8	Feb 28	at Auburn	W	7-5	Feb 22	Hofstra	W	10-4
Feb 10	UNC Asheville	W	12-6	Feb 29	at Auburn	W	6-5	Feb 26	Auburn	W	8-7
Feb 11	UNC Asheville	W	15-1	Mar 1	Auburn	W	4-3	Feb 27	Auburn	W	14-5
Feb 16	Hofstra	W	10-1	Mar 2	Auburn	W	10-1	Feb 28	at Auburn	L	9-10
Feb 17	Hofstra	W	16-1	Mar 4	UNC Asheville	W	11-4	Mar 3	at Jacksonville	L	4-9
Feb 18	Hofstra	W	11-3	Mar 5	UNC Asheville	W	10-5	Mar 4	North Florida	L	4-5
Feb 20	at Florida	W	14-6	Mar 8	Maryland*	W	5-4	Mar 6	Boston College*	W	4-1
Feb 23	Appalachian State	W	6-3	Mar 8	Maryland*	W	16-0	Mar 7	Boston College*	L	6-14
Feb 24	Appalachian State	W	10-2	Mar 9	Maryland*	W	9-8	Mar 8	Boston College*	L	5-12
Feb 25	Appalachian State	W	12-8	Mar 11	Georgia	L	10-13	Mar 10	High Point	W	18-4
Feb 27	North Florida	W	16-3	Mar 12	Georgia	W	8-3	Mar 11	High Point	W	4-3
Mar 2	Siena	W	14-4	Mar 14	Georgia Tech*	W	8-7	Mar 13	at Virginia*	L	2-15
Mar 3	Siena	W	8-3	Mar 15	Georgia Tech*	W	11-2	Mar 17	at Florida	L	4-5
Mar 4	Siena	W	22-3	Mar 16	Georgia Tech*	W	17-8	Mar 20	Clemson*	W	5-2
Mar 9	Indiana	W	6-0	Mar 18	at Florida	L	1-6	Mar 21	Clemson*	L	7-8
Mar 10	Indiana	W	8-2	Mar 21	at Virginia Tech*	W	9-4	Mar 22	Clemson*	W	7-4
Mar 11	Indiana	W	9-0	Mar 22	at Virginia Tech*	W	12-11	Mar 24	Florida Gulf Coast	W	11-3
Mar 16	Wake Forest*	W	7-6 (11)	Mar 23	at Virginia Tech*	W	18-12	Mar 25	Florida Gulf Coast	W	11-9
Mar 17	Wake Forest*	W	4-3	Mar 25	Stetson	W	11-2	Mar 27	at Maryland*	W	6-2
Mar 18	Wake Forest*	W	11-1	Mar 26	Stetson	W	19-3	Mar 28	at Maryland*	W	10-2
Mar 21	at Jacksonville	L	3-5	Mar 28	at Wake Forest*	W	21-2	Mar 29	at Maryland*	W	21-5
Mar 23	Boston College*	W	5-1	Mar 29	at Wake Forest*	L	2-4	Mar 31	vs Florida (at Jacksonville)	W	3-2
Mar 24	Boston College*	W	10-3	Mar 30	at Wake Forest*	W	3-2 (11)	Apr 3	at Miami*	W	14-4
Mar 25	Boston College*	W	7-0	Apr 1	vs Florida (at Jacksonville)	W	10-2	Apr 4	at Miami*	L	4-6
Mar 27	North Florida	W	6-0	Apr 2	at Jacksonville	W	7-5	Apr 5	at Miami*	L	8-14
Mar 30	at Duke*	W	15-3	Apr 4	Virginia*	W	10-3	Apr 8	at North Florida	W	14-6
Mar 31	at Duke*	L	5-8	Apr 6	Virginia*	W	3-2 (10)	Apr 10	North Carolina*	W	3-2
Apr 1	at Duke*	W	8-5	Apr 6	Virginia*	W	3-2 (10)	Apr 11	North Carolina*	L	7-12
Apr 3	vs Florida (at Jacksonville)	L	7-16	Apr 11	at Boston College*	W	8-6	Apr 12	North Carolina*	W	9-8
Apr 6	at NC State*	W	10-4	Apr 11	at Boston College*	W	4-3	Apr 14	Florida	L	2-10
Apr 7	at NC State*	L	6-8	Apr 12	at Boston College*	W	17-2	Apr 15	North Florida	W	8-7
Apr 8	at NC State*	W	6-5	Apr 15	Florida	W	4-2	Apr 17	at NC State*	W	9-3
Apr 10	Jacksonville	W	7-2	Apr 16	North Florida	W	10-2	Apr 18	at NC State*	W	4-2
Apr 13	Virginia Tech*	W	14-1	Apr 18	Miami*	L	4-11	Apr 19	at NC State*	W	13-2
Apr 14	Virginia Tech*	W	4-3	Apr 19	Miami*	W	9-5	Apr 21	UNC Asheville	W	9-2
Apr 15	Virginia Tech*	W	8-5	Apr 20	Miami*	L	10-11 (7)	Apr 22	UNC Asheville	W	11-10
Apr 18	Florida	L	4-5	Apr 25	at North Carolina*	L	4-11	Apr 24	Wake Forest*	W	15-6
Apr 20	North Carolina*	W	4-2	Apr 26	at North Carolina*	W	13-5	Apr 25	Wake Forest*	W	6-4
Apr 21	North Carolina*	W	5-4	Apr 27	at North Carolina*	L	1-2 (10)	Apr 26	Wake Forest*	W	14-10
Apr 22	North Carolina*	L	6-10	Apr 29	at Stetson	W	13-3	May 1	Virginia Tech*	W	10-2
Apr 27	at Miami*	W	7-6	Apr 30	at Stetson	W	6-3	May 2	Virginia Tech*	W	10-4
Apr 28	at Miami*	W	13-8	May 3	at Clemson*	W	9-8 (10)	May 3	Virginia Tech*	W	9-4
Apr 29	at Miami*	L	1-7	May 4	at Clemson*	W	13-4	May 5	Jacksonville	W	5-2
May 4	at Maryland*	W	9-3	May 5	at Clemson*	W	4-2	May 6	FIU	W	15-5
May 5	at Maryland*	W	20-5	May 7	Jacksonville	L	6-7	May 8	at Georgia Tech*	L	3-12
May 6	at Maryland*	W	3-2	May 9	Savannah State	W	23-4 (7)	May 9	at Georgia Tech*	W	8-6
May 11	Clemson*	W	11-1	May 10	Savannah State	W	19-2 (7)	May 10	at Georgia Tech*	L	5-6
May 12	Clemson*	L	6-7	May 11	Savannah State	W	24-4 (7)	May 14	Grambling State	W	9-1
May 13	Clemson*	L	6-11	May 12	Savannah State	W	10-0 (7)	May 15	Grambling State	W	14-6
May 17	at Georgia Tech*	W	17-2	May 15	NC State*	L	2-12	May 15	Grambling State	W	9-7
May 18	at Georgia Tech*	W	10-2	May 16	NC State*	W	1-0	May 16	Grambling State	W	10-2
May 19	at Georgia Tech*	W	17-11	May 17	NC State*	W	8-1	May 20	vs Boston College>	W	7-2
May 23	vs Wake Forest>	W	11-2	May 21	vs Wake Forest>	W	8-3	May 21	vs Miami>	W	4-2
May 25	vs Miami>	L	3-9	May 23	vs Virginia>	L	3-5	May 23	vs Georgia Tech>	L	2-9
May 26	vs Clemson>	L	1-5	May 24	vs North Carolina>	W	9-6	May 24	vs Virginia>	L	3-6
Jun 1	Bethune-Cookman#	W	6-2	May 30	Bucknell#	L	0-7	May 29	Marist#	W	16-4
Jun 2	Mississippi State#	L	0-3	May 31	Florida#	W	17-11	May 30	Georgia#	W	8-2
Jun 3	Stetson#	W	17-1	Jun 1	Bucknell#	W	24-9	May 31	Ohio State#	W	37-6
Jun 3	Mississippi State#	L	4-9	Jun 1	Tulane#	W	17-8	Jun 5	Arkansas##	L	2-7
				Jun 2	Tulane#	W	16-7	Jun 6	Arkansas##	L	8-9
				Jun 6	Wichita State##	L	7-10				
				Jun 7	Wichita State##	W	14-4				
				Jun 8	Wichita State##	W	11-4				
				Jun 14	vs Stanford###	L	5-16				
				Jun 16	vs Miami###	L	5-7				



YEAR-BY-YEAR RESULTS

2010 48-20 (18-12 ACC)

Mike Martin, Head Coach

ACC CHAMPIONS

ACC ATLANTIC DIVISION CHAMPIONS

COLLEGE WORLD SERIES

BASEBALL AMERICA – 6th

COLLEGIATE BASEBALL – 6th

NCBWA – 6th

USA TODAY/ESPN – 6th

Feb 19	Georgia State	W	11-3
Feb 20	Georgia State	W	14-7
Feb 21	Georgia State	W	12-2
Feb 27	Hofstra	W	13-1
Feb 27	Hofstra	W	13-0 (7)
Feb 28	Hofstra	W	14-4
Mar 2	vs. Florida	W	10-5
Mar 5	Georgia	W	12-1
Mar 6	Georgia	W	9-2
Mar 7	Georgia	W	17-5
Mar 8	at Jacksonville	W	2-0
Mar 10	North Florida	W	6-2
Mar 12	Virginia*	L	0-5
Mar 13	Virginia*	L	8-9
Mar 14	Virginia*	W	9-8
Mar 16	at Florida	L	5-8
Mar 19	at North Carolina*	W	4-3
Mar 20	at North Carolina*	L	4-10
Mar 21	at North Carolina*	W	5-3
Mar 24	Stetson	W	14-7
Mar 26	Maryland*	W	4-1
Mar 27	Maryland*	W	12-5
Mar 28	Maryland*	W	9-5
Mar 30	vs. Florida	W	7-2
Apr 2	Virginia Tech*	L	5-10
Apr 3	Virginia Tech*	L	7-8
Apr 4	Virginia Tech*	W	9-6
Apr 6	at North Florida	L	1-3
Apr 7	North Florida	W	9-2
Apr 9	at Wake Forest*	W	10-1
Apr 10	at Wake Forest*	W	5-4
Apr 11	at Wake Forest*	W	17-16
Apr 13	Florida	W	3-2
Apr 14	Jacksonville	L	8-10
Apr 16	at Duke*	W	16-3
Apr 17	at Duke*	L	6-10
Apr 18	at Duke*	W	8-3
Apr 21	Charleston Southern	W	12-4
Apr 23	Miami*	L	5-6
Apr 24	Miami*	W	8-7
Apr 25	Miami*	W	7-6
Apr 30	Le Moyne	L	1-3
May 1	Le Moyne	W	8-5
May 2	Le Moyne	W	17-1
May 4	Jacksonville	W	11-10 (13)
May 7	at Boston College*	L	7-10
May 9	at Boston College*	W	6-4
May 9	at Boston College*	W	11-6
May 12	at Stetson	W	6-2
May 14	NC State*	L	2-5
May 15	NC State*	W	7-5
May 16	NC State*	W	12-9 (7)
May 20	at Clemson*	L	8-9
May 21	at Clemson*	L	4-8
May 22	at Clemson*	L	3-8
May 26	vs. Miami>	L	3-9
May 27	vs. Virginia>	W	11-4
May 28	vs. Boston College>	W	12-2 (7)
May 30	vs. NC State>	W	8-3
Jun 4	vs. Central Conn. State#	W	11-3
Jun 5	vs. Oregon#	W	6-4
Jun 6	vs. Oregon#	W	5-3
Jun 11	Vanderbilt##	W	9-8
Jun 12	Vanderbilt##	L	2-6
Jun 13	Vanderbilt##	W	7-6
Jun 19	vs. TCU###	L	1-8
Jun 21	vs. Florida###	W	8-5
Jun 23	vs. TCU###	L	7-11

2011 46-19 (19-11 ACC)

Mike Martin, Head Coach

ACC ATLANTIC DIVISION CHAMPIONS

NCAA SUPER REGIONALS

BASEBALL AMERICA – 8th

COLLEGIATE BASEBALL – 9th

USA TODAY/ESPN – 9th

NCBWA – 10th

Feb 18	VMI	W	12-0
Feb 19	VMI	W	9-2
Feb 20	VMI	W	15-0
Feb 22	Jacksonville	W	5-3
Feb 25	Hofstra	W	14-3
Feb 26	Hofstra	W	16-3
Feb 27	Hofstra	W	7-0
Mar 1	vs. Florida	W	5-3
Mar 4	at Georgia	W	6-5
Mar 5	at Georgia	L	1-2
Mar 6	at Georgia	W	7-5
Mar 8	Maine	W	10-2
Mar 9	Maine	W	9-3
Mar 11	Boston College*	W	3-1
Mar 12	Boston College*	W	15-6
Mar 13	Boston College*	W	4-3
Mar 15	at Florida	L	4-5 (10)
Mar 18	at Virginia*	L	3-4 (11)
Mar 19	at Virginia*	L	4-5 (11)
Mar 20	at Virginia*	W	12-11 (10)
Mar 23	Stetson	L	4-6 (11)
Mar 25	Wake Forest*	W	12-4
Mar 26	Wake Forest*	L	0-8
Mar 27	Wake Forest*	W	11-2
Mar 29	vs. Florida	W	5-2
Apr 1	at Maryland*	W	6-0
Apr 2	at Maryland*	L	0-5
Apr 3	at Maryland*	W	12-3
Apr 6	Valdosta State	W	10-2
Apr 8	North Carolina*	W	5-3
Apr 9	North Carolina*	L	5-8
Apr 10	North Carolina*	L	6-7
Apr 12	Florida	W	3-1
Apr 15	at Virginia Tech*	L	1-2
Apr 16	at Virginia Tech*	W	15-11
Apr 17	at Virginia Tech*	W	18-12
Apr 19	Florida Gulf Coast	W	13-2
Apr 20	Florida Gulf Coast	W	6-4
Apr 22	Duke*	W	2-1
Apr 23	Duke*	W	10-3
Apr 24	Duke*	W	13-9
Apr 29	at Miami*	W	6-5
Apr 30	at Miami*	W	2-0
May 1	at Miami*	L	1-5
May 3	at Jacksonville	W	8-5
May 6	UCF	W	8-0
May 7	UCF	L	10-14
May 8	UCF	W	6-1
May 10	at Stetson	W	13-1
May 13	at NC State*	W	9-4
May 15	at NC State*	W	7-5
May 15	at NC State*	L	4-12
May 19	Clemson*	W	8-6
May 20	Clemson*	L	4-7
May 21	Clemson*	L	5-8
May 25	vs. NC State>	L	0-7
May 26	vs. Clemson>	W	6-3
May 28	vs. Georgia Tech>	W	4-2
May 29	vs. Virginia>	L	2-7
Jun 3	Bethune-Cookman#	W	6-5
Jun 4	Alabama#	W	9-5
Jun 5	Alabama#	W	11-1
Jun 11	Texas A&M##	L	2-6
Jun 12	Texas A&M##	W	23-9
Jun 13	Texas A&M##	L	2-11

2012 50-17 (24-6 ACC)

Mike Martin, Head Coach

ACC ATLANTIC DIVISION CHAMPIONS

COLLEGE WORLD SERIES

BASEBALL AMERICA – 4th

COLLEGIATE BASEBALL – 4th

USA TODAY/ESPN – 3rd

NCBWA – 4th

Feb 17	Hofstra	W	9-2
Feb 18	Hofstra	W	10-8
Feb 19	Hofstra	W	13-6
Feb 21	Jacksonville	W	16-9
Feb 24	FIU	L	5-8
Feb 25	FIU	W	3-1
Feb 26	FIU	W	2-1
Mar 2	Maine	W	6-0
Mar 4	Maine	W	18-2 (7)
Mar 4	Maine	W	10-0
Mar 6	at UCF	W	7-6
Mar 7	at UCF	W	1-0
Mar 9	at Duke*	W	5-3
Mar 10	at Duke*	W	5-0
Mar 11	at Duke*	W	10-2
Mar 13	at Florida	L	2-9
Mar 17	Virginia*	W	12-3
Mar 18	Virginia*	W	4-3
Mar 19	Virginia*	W	7-5
Mar 20	Stetson	W	17-8
Mar 21	Stetson	W	9-1
Mar 23	at Wake Forest*	W	5-4 (11)
Mar 24	at Wake Forest*	W	3-2
Mar 25	at Wake Forest*	L	5-7
Mar 27	vs Florida	L	1-4
Mar 30	Virginia Tech*	W	5-2
Mar 31	Virginia Tech*	W	2-1
Apr 1	Virginia Tech*	W	11-4
Apr 4	Florida Gulf Coast	L	1-5
Apr 6	at Georgia Tech*	W	2-1 (10)
Apr 7	at Georgia Tech*	W	12-7
Apr 8	at Georgia Tech*	W	8-4
Apr 10	Florida	L	3-6
Apr 13	at Boston College*	W	6-5
Apr 14	at Boston College*	W	6-3
Apr 15	at Boston College*	L	6-17
Apr 18	North Georgia	W	6-0
Apr 20	Miami*	W	11-2
Apr 21	Miami*	W	6-1
Apr 22	Miami*	W	8-7 (10)
Apr 27	Rhode Island	W	17-6
Apr 28	Rhode Island	W	2-0
Apr 29	Rhode Island	W	6-5
May 2	at Jacksonville	W	3-0
May 5	Maryland*	W	10-3
May 6	Maryland*	W	9-2
May 7	Maryland*	L	5-8
May 8	at Stetson	W	9-1
May 9	at Stetson	L	5-6
May 12	at Clemson*	L	2-7
May 14	at Clemson*	L	7-9
May 14	at Clemson*	W	9-5
May 17	NC State*	L	5-10
May 18	NC State*	W	3-2
May 19	NC State*	W	6-2
May 23	vs Georgia Tech>	L	4-5
May 25	vs Clemson>	L	7-9
May 26	vs Virginia>	L	0-7
Jun 1	UAB#	W	2-1
Jun 2	Samford#	W	8-1
Jun 3	Samford#	W	5-2
Jun 8	Stanford##	W	17-1
Jun 10	Stanford##	W	18-7
Jun 15	vs Arizona###	L	3-4 (12)
Jun 17	vs Stony Brook###	W	12-2
Jun 19	vs UCLA###	W	4-1
Jun 21	vs Arizona###	L	3-10



17 CONFERENCE CHAMPIONSHIPS ~ 7 STRAIGHT ACC ATLANTIC DIVISION TITLES

YEAR-BY-YEAR RESULTS

2013 47-17 (20-10 ACC)

Mike Martin, Head Coach

ACC ATLANTIC DIVISION CHAMPIONS

NCAA SUPER REGIONAL

BASEBALL AMERICA – 12th

COLLEGIATE BASEBALL – 12th

USA TODAY/ESPN – 13th

NCBWA – 12th

Feb 15	Rhode Island	W	11-5
Feb 16	Rhode Island	W	6-2
Feb 17	Rhode Island	W	8-6 (10)
Feb 20	Jacksonville	W	9-7
Feb 23	USF	W	14-3 (8)
Feb 24	USF	W	8-0
Feb 24	USF	W	5-2
Mar 1	Villanova	W	23-5
Mar 2	Villanova	W	7-0
Mar 3	Villanova	W	2-1
Mar 5	Presbyterian	W	9-2
Mar 6	Presbyterian	W	10-4
Mar 8	Boston College*	W	4-0
Mar 9	Boston College*	W	9-4
Mar 10	Boston College*	W	9-1
Mar 12	at Florida	W	4-1
Mar 15	at Maryland*	L	3-5
Mar 16	at Maryland*	W	7-6
Mar 17	at Maryland*	W	4-3
Mar 19	Stetson	W	5-3
Mar 20	Stetson	W	14-1
Mar 22	Georgia Tech*	L	0-10
Mar 22	Georgia Tech*	W	11-3
Mar 24	Georgia Tech*	W	8-6
Mar 26	vs. Florida	W	2-1
Mar 29	at Virginia Tech*	L	2-3
Mar 30	at Virginia Tech*	W	11-10
Mar 30	at Virginia Tech*	L	1-8
Apr 2	Florida Gulf Coast	W	12-9
Apr 5	at Miami*	W	4-2
Apr 6	at Miami*	L	0-6
Apr 7	at Miami*	W	5-1
Apr 9	Florida	L	3-4
Apr 12	Duke*	W	16-2
Apr 13	Duke*	W	8-5
Apr 13	Duke*	W	8-3
Apr 16	South Alabama	W	2-0
Apr 20	at Virginia*	L	2-9
Apr 20	at Virginia*	L	0-2
Apr 21	at Virginia*	L	2-5
Apr 23	at Jacksonville	W	9-0
Apr 26	Wake Forest*	W	7-3
Apr 27	Wake Forest*	W	8-6
Apr 28	Wake Forest*	W	11-2
May 3	UCF	W	4-2
May 4	UCF	W	6-1
May 5	UCF	W	5-4
May 7	at Stetson	W	13-5
May 8	at Stetson	W	14-2
May 11	at NC State*	L	1-3
May 12	at NC State*	W	12-3
May 13	at NC State*	W	8-4
May 16	Clemson*	L	2-8
May 17	Clemson*	W	2-1
May 18	Clemson*	W	6-1
May 20	at North Carolina	L	3-4
May 22	vs. Georgia Tech>	L	3-4
May 23	vs. Virginia Tech>	L	2-3
May 25	vs. Virginia>	L	4-7 (12)
May 31	Savannah State#	W	10-0
Jun 1	Troy#	W	11-0
Jun 2	Troy#	W	11-4
Jun 8	Indiana##	L	9-10
Jun 9	Indiana##	L	6-11

* = Conference Game; # = NCAA Regional; ## = Super Regional;

= College World Series; < = Metro Tournament; > = ACC Tournament;

NOTE: The Baseball America poll started in 1981...the Collegiate Baseball poll started in 1959...the USA Today Baseball Weekly/ESPN/American Baseball Coaches Association poll started in 1992.



NCAA TOURNAMENT RESULTS

1956 (1-2)

NCAA DISTRICT 3 PLAYOFFS - GASTONIA, NC

Duke	W	2	1
Duke	L	2	4
Duke	L	6	7

1957 (3-3)

NCAA DISTRICT 3 PLAYOFFS - GASTONIA, NC

Georgia Teachers	W	5	3
Duke	W	3	2
Duke	L	6	8
Duke	W	4	1

COLLEGE WORLD SERIES - OMAHA, NE

Penn State	L	0	7
Connecticut	L	3	5

1958 (1-2)

NCAA DISTRICT 3 PLAYOFFS - GASTONIA, NC

George Washington	W	3	1
Florida	L	1	2
Clemson	L	5	8

1959 (2-2)

NCAA DISTRICT 3 PLAYOFFS - GASTONIA, NC

George Washington	W	3	2
Clemson	L	2	24
Georgia Tech	W	16	9
Clemson	L	0	5

1961 (1-2)

NCAA DISTRICT 3 PLAYOFFS - GASTONIA, NC

West Virginia	W	3	1
Duke	L	2	7
West Virginia	L	3	4

1962 (6-3)

NCAA DISTRICT 3 PLAYOFFS - GASTONIA, NC

Florida	L	0	1
West Virginia	W	6	5
Florida	W	3	1
Wake Forest	W	10	8
Wake Forest	W	3	2

COLLEGE WORLD SERIES - OMAHA, NE

Santa Clara	W	5	1
Ithaca	W	5	4
Michigan	L	7	10
Santa Clara	L	6	11

1963 (4-3)

NCAA DISTRICT 3 PLAYOFFS - GASTONIA, NC

Auburn	W	4	3
Wake Forest	W	12	4
Wake Forest	L	5	6
Wake Forest	W	11	5

COLLEGE WORLD SERIES - OMAHA, NE

W. Michigan	W	5	2
Arizona	(11) L	3	4
Southern Cal	L	3	4

FSU IN THE COLLEGE WORLD SERIES

All-Time CWS Record	28-42
Appearances	21
First Appearance	1957
Last Appearance	2012
Top Finish	Second (1970, 1986, 1999)
CWS Appearances	1957, 62, 63, 65, 70, 75, 80, 86, 87, 89, 91, 92, 94, 95, 96, 98, 99, 00, 08, 10, 12
Consecutive Appearances	3 (1994-96), (1998-00)

FSU IN THE NCAA TOURNAMENT

All-Time Record (Super Regional/Regional/District 3)	149-73
Appearances	51
First Appearance	1956
Last Appearance	2013
Consecutive Appearances	36 (1978-13)

1965 (5-3)

NCAA DISTRICT 3 PLAYOFFS - GASTONIA, NC

Mississippi State	L	3	6
Maryland	W	7	3
Mississippi State	W	6	2
Furman	W	2	1
Furman	W	7	5

COLLEGE WORLD SERIES - OMAHA, NE

Ohio State	L	1	2
Texas	W	3	2
St. Louis	L	3	5

1966 (3-2)

NCAA DISTRICT 3 PLAYOFFS - GASTONIA, NC

Mississippi State	L	3	4
East Carolina	W	6	4
Mississippi State	W	7	0
North Carolina	W	6	5
North Carolina	L	4	6

1967 (1-2)

NCAA DISTRICT 3 PLAYOFFS - GASTONIA, NC

Clemson	W	5	3
Auburn	L	3	13
Clemson	L	4	6

1968 (3-2)

NCAA DISTRICT 3 PLAYOFFS - GASTONIA, NC

East Carolina	L	1	2
Alabama	W	6	1
East Carolina	W	3	2
NC State	W	15	12
NC State	L	1	4

1970 (7-2)

NCAA DISTRICT 3 PLAYOFFS - GASTONIA, NC

East Carolina	W	2	0
Maryland	W	10	1
Mississippi State	W	5	4

COLLEGE WORLD SERIES - OMAHA, NE

Arizona	W	4	0
Dartmouth	W	6	0
Texas	L	1	5
Ohio	W	2	0
Texas	W	11	2
Southern Cal	(15) L	1	2

1972 (1-2)

NCAA DISTRICT 3 PLAYOFFS - GASTONIA, NC

South Alabama	L	5	6
Richmond	W	10	5
Mississippi	L	3	8

1975 (3-2)

NCAA REGIONAL - STARKVILLE, MS

Miami	W	1	0
LSU	W	4	2
Miami	W	6	5

COLLEGE WORLD SERIES - OMAHA, NE

E. Michigan	(10) L	1	2
Seton Hall	L	0	11

1976 (1-2)

NCAA REGIONAL - TALLAHASSEE, FL

Jacksonville	W	6	1
Auburn	L	1	2
Jacksonville	L	7	9

1978 (0-2)

NCAA REGIONAL - MIAMI, FL

Marshall	L	0	4
Miami	L	2	7

1979 (0-2)

NCAA REGIONAL - TALLAHASSEE, FL

Florida	L	5	9
Delaware	L	6	7

1980 (3-2)

NCAA REGIONAL - TALLAHASSEE, FL

New Orleans	W	10	8
Western Kentucky	W	19	7
Western Kentucky	W	10	5

COLLEGE WORLD SERIES-OMAHA, NE

Hawaii	L	6	7
Arizona	L	3	5

1981 (2-2)

NCAA REGIONAL - MIAMI, FL

Florida	W	5	1
Minnesota	W	9	5
Miami	L	6	14
Florida	L	4	5



17 CONFERENCE CHAMPIONSHIPS ~ 7 STRAIGHT ACC ATLANTIC DIVISION TITLES

NCAA TOURNAMENT RESULTS

1982 (1-2)

NCAA REGIONAL - AUSTIN, TX

Eastern Michigan	L	2	7
Ohio State	W	8	3
Oklahoma	L	5	6

1983 (1-2)

NCAA REGIONAL - TALLAHASSEE, FL

South Alabama	W	8	2
Alabama	L	5	7
Miami	L	5	10

1984 (0-2)

NCAA REGIONAL - TALLAHASSEE, FL

Stetson	L	7	10
East Carolina	L	4	7

1985 (2-2)

NCAA REGIONAL - TALLAHASSEE, FL

George Mason	W	11	0
Georgia Tech	W	9	1
Arkansas	L	6	7
Georgia Tech	L	3	8

1986 (7-2)

NCAA REGIONAL - TALLAHASSEE, FL

NC State	W	10	6
Texas A & M	W	12	9
USF	W	11	7

COLLEGE WORLD SERIES-OMAHA, NE

Indiana State	W	5	3
Miami	W	7	2
Arizona	L	5	9
Oklahoma State	W	6	5
Miami	W	4	3
Arizona	L	2	10

1987 (5-3)

NCAA REGIONAL - TALLAHASSEE, FL

East Carolina	W	10	5
Miami	W	5	2
South Alabama	W	12	3
South Alabama	L	3	6
South Alabama	W	9	2

COLLEGE WORLD SERIES-OMAHA, NE

LSU	(10) L	2	6
Arizona State	W	3	0
Texas	(10) L	4	6

1988 (2-2)

NCAA REGIONAL - TALLAHASSEE, FL

Stetson	W	10	3
Tulane	W	8	6
Florida	L	3	9
Stetson	L	2	7

SEMINOLES ON CWS ALL-TOURNAMENT TEAM (1957-PRESENT)

1963	Woody Woodward, Jr., SS
1970	John Grubb, Jr., OF
1986	Luis Alicea, Jr., 2B
1986	Bien Figureco, Sr., SS
1986	Paul Sorrento, Jr., OF
1986	Richie Lewis, So., P
1989	Rocky Rau, Jr., 2B
1995	Doug Mientkiewicz, Jr., 1B
1995	J.D. Drew, Fr., OF
1999	Marshall McDougall, Jr., 2B
1999	Matt Diaz, So., OF
1999	Jeremiah Klosterman, Sr., C
1999	Sam Scott, Jr., DH
1999	Chris Chavez, Sr., P
2000	Jon McDonald, Jr., P
2012	Sherman Johnson, 3B
2012	Devon Travis, 2B

CWS MOST OUTSTANDING PLAYER

1970	Gene Ammann, Jr., P
1999	Marshall McDougall, Jr., 2B

1989 (6-2)

NCAA REGIONAL - TALLAHASSEE, FL

Rider	W	13	7
USF	W	8	1
Auburn	W	7	6
Clemson	W	8	1

COLLEGE WORLD SERIES - OMAHA, NE

North Carolina	W	4	2
Wichita State	W	4	2
Wichita State	L	4	7
Wichita State	L	9	12

1990 (4-2)

NCAA REGIONAL - STARKVILLE, MS

Lafayette	W	7	2
Central Michigan	W	4	2
Mississippi State	L	8	11
Illinois	W	6	4
Mississippi State	W	11	9
Mississippi State	L	3	4

1991 (4-2)

NCAA REGIONAL - TALLAHASSEE, FL

Coastal Carolina	W	6	0
Fla. International	W	6	3
Alabama	W	5	2
Alabama	W	6	5

COLLEGE WORLD SERIES - OMAHA, NE

Fresno State	L	3	6
Florida	L	0	5

1992 (6-3)

NCAA REGIONAL - TALLAHASSEE, FL

Western Carolina	L	0	1
Stetson	W	2	0
Kent	W	4	2
Stanford	W	9	4
Western Carolina	W	4	3
Western Carolina	W	18	3

COLLEGE WORLD SERIES - OMAHA, NE

Cal. State-Fullerton	L	2	7
California	W	5	4
Cal. State-Fullerton	L	0	6

1993 (2-2)

NCAA REGIONAL - TALLAHASSEE, FL

USF	W	4	2
Notre Dame	W	4	3
Long Beach State	L	1	4
Notre Dame	L	3	4

1994 (5-2)

NCAA REGIONAL - TALLAHASSEE, FL

Central Michigan	W	8	6
Jacksonville	W	5	1
Jacksonville	W	5	1
Brigham Young	W	7	1

COLLEGE WORLD SERIES - OMAHA, NE

LSU	W	6	3
Georgia Tech	(10) L	4	12
Cal. State-Fullerton	L	3	10

1995 (5-2)

NCAA REGIONAL - TALLAHASSEE, FL

Troy State	W	18	3
South Alabama	W	7	2
Old Dominion	W	7	2
Mississippi	W	13	1

COLLEGE WORLD SERIES - OMAHA, NE

Oklahoma	W	3	2
Miami	L	2	4
Southern Cal	L	11	16

1996 (5-2)

WEST REGIONAL - STANFORD, CA

NE Illinois	W	16	0
UC-Santa Barbara	W	10	1
Stanford	W	5	4
Cal State-Northridge	W	9	2

COLLEGE WORLD SERIES - OMAHA, NE

Florida	L	2	5
Wichita State	W	8	4
Florida	L	3	6

1997 (4-2)

NCAA EAST REGIONAL - TALLAHASSEE, FL

Marist	W	4	2
UCF	W	16	2
Auburn	L	7	8
USF	W	6	5
Auburn	W	9	7
Auburn	L	2	5



NCAA TOURNAMENT RESULTS



Chip Baker congratulates Ryan Barthelemy after hitting a home run at the College World Series.

1998 (4-2)

NCAA ATLANTIC II REGIONAL - TALLAHASSEE, FL			
Liberty University	W	10	7
Delaware	W	27	6
Oklahoma	W	23	2
Auburn	W	16	10

COLLEGE WORLD SERIES - OMAHA, NE

Arizona State	L	10	11
Long Beach State	L	4	7

1999 (9-2)

NCAA REGIONAL - TALLAHASSEE, FL			
The Citadel	W	24	6
Jacksonville	W	9	2
Providence	W	14	3

NCAA SUPER REGIONAL - TALLAHASSEE, FL

Auburn	W	10	2
Auburn	W	6	3

COLLEGE WORLD SERIES - OMAHA, NE

Texas A&M	W	7	3
Stanford	L	6	10
Cal State-Fullerton	W	7	2
Stanford	W	8	6
Stanford	(13) W	14	11
Miami	L	5	6

2000 (8-4)

NCAA REGIONAL - TALLAHASSEE, FL			
Bethune-Cookman	W	6	3
UCF	L	8	9
Evansville	W	11	2
UCF	W	6	1
UCF	W	8	1

NCAA SUPER REGIONAL - TALLAHASSEE, FL

Miami	W	9	2
Miami	L	5	7
Miami	W	6	1

COLLEGE WORLD SERIES - OMAHA, NE

Southern Cal	L	4	6
Texas	W	6	2
Southern Cal	W	3	2
LSU	L	3	6

2001 (4-2)

NCAA REGIONAL - TALLAHASSEE, FL			
Bethune-Cookman	W	8	1
Auburn	W	10	6
Auburn	W	9	6

NCAA SUPER REGIONAL - ATHENS, GA

Georgia	L	7	8
Georgia	W	11	6
Georgia	L	3	8

2002 (4-2)

NCAA REGIONAL - TALLAHASSEE, FL			
Stetson	W	11	8
UCF	W	7	3
USF	W	13	6

NCAA SUPER REGIONAL - TALLAHASSEE, FL

Notre Dame	L	4	10
Notre Dame	W	12	5
Notre Dame	L	1	3

2003 (4-3)

NCAA REGIONAL - TALLAHASSEE, FL			
Jacksonville	W	6	0
South Alabama	L	6	8
Rutgers	W	17	7
South Alabama	W	13	5
South Alabama	W	12	2

NCAA SUPER REGIONAL - TALLAHASSEE, FL

Texas	L	3	8
Texas	L	5	6

2004 (3-3)

NCAA REGIONAL - TALLAHASSEE, FL			
Bethune-Cookman	W	10	3
UCF	W	3	2
UCF	L	7	5
UCF	W	19	3

NCAA SUPER REGIONAL - FAYETTEVILLE, AR

Arkansas	L	7	5
Arkansas	L	4	2

2005 (3-2)

NCAA REGIONAL - TALLAHASSEE, FL			
Army	W	3	2
Auburn	W	4	3
Auburn	W	10	4

NCAA SUPER REGIONAL - GAINESVILLE, FL

Florida	L	1	8
Florida	L	5	8

2006 (2-2)

NCAA REGIONAL - ATHENS, GA			
Jacksonville	W	18	0
Georgia	W	6	4
Georgia	L	1	7
Georgia	L	2	3

2007 (1-2)

NCAA REGIONAL - TALLAHASSEE, FL			
Bethune-Cookman	W	6	2
Mississippi State	L	0	3
Stetson		17	1
Mississippi State	L	4	9

2008 (6-4)

NCAA REGIONAL - TALLAHASSEE, FL			
Bucknell	L	0	7
Florida	W	17	11
Bucknell	W	24	9
Tulane	W	17	8
Tulane	W	16	7

NCAA SUPER REGIONAL - TALLAHASSEE, FL

Wichita State	L	7	10
Wichita State	W	14	4
Wichita State	W	11	4

COLLEGE WORLD SERIES - OMAHA, NE

Stanford	L	5	16
Miami	L	5	7

2009 (3-2)

NCAA REGIONAL - TALLAHASSEE, FL			
Marist	W	16	4
Georgia	W	8	2
Ohio State	W	37	6

NCAA SUPER REGIONAL - TALLAHASSEE, FL

Arkansas	L	2	7
Arkansas	L	8	9



17 CONFERENCE CHAMPIONSHIPS ~ 7 STRAIGHT ACC ATLANTIC DIVISION TITLES

NCAA TOURNAMENT RESULTS

2010 (6-3)

NCAA REGIONAL - NORWICH, CT

Central Connecticut State	W	11	3
Oregon	W	6	4
Oregon	W	5	3

NCAA SUPER REGIONAL - TALLAHASSEE, FL

Vanderbilt	W	9	8
Vanderbilt	L	2	6
Vanderbilt	W	7	6

COLLEGE WORLD SERIES - OMAHA, NE

TCU	L	1	8
Florida	W	8	5
TCU	L	7	11

2011 (4-2)

NCAA REGIONAL - TALLAHASSEE, FL

Bethune-Cookman	W	6	5
Alabama	W	9	5
Alabama	W	11	1

NCAA SUPER REGIONAL - TALLAHASSEE, FL

Texas A&M	L	2	6
Texas A&M	W	23	9
Texas A&M	L	2	11

2012 (7-2)

NCAA REGIONAL - TALLAHASSEE, FL

UAB	W	2	1
Samford	W	8	1
Samford	W	5	2

NCAA SUPER REGIONAL - TALLAHASSEE, FL

Stanford	W	17	1
Stanford	W	18	7

COLLEGE WORLD SERIES - OMAHA, NE

Arizona	(12) L	3	4
Stony Brook	W	12	2
UCLA	W	4	1
Arizona	L	3	10

2013 (3-2)

NCAA REGIONAL - TALLAHASSEE, FL

Savannah St.	W	10	0
Troy	W	11	0
Troy	W	11	4

NCAA SUPER REGIONAL - TALLAHASSEE, FL

Indiana	L	9	10
Indiana	L	6	11

POSTSEASON ALL-TIME RECORD vs. OPPONENTS

TEAM	POSTSEASON RECORDS	CWS RECORDS	TEAM	POSTSEASON RECORDS	CWS RECORDS
Alabama	5-1		Marshall	0-1	
Alabama-Birmingham	1-0		Maryland	2-0	
Arizona State	1-1	1-1	Miami	7-7	2-3
Arizona	1-6	1-6	Michigan	0-1	0-1
Arkansas	0-5		Minnesota	1-0	
Army	1-0		Mississippi State	4-6	
Auburn	10-4		Mississippi	1-1	
Bethune-Cookman	5-0		NC State	2-1	
Brigham Young	1-0		NE Illinois	1-0	
Bucknell	1-1		New Orleans	1-0	
UCLA	1-0	1-0	North Carolina	2-1	1-0
UC Santa Barbara	1-0		Notre Dame	2-3	
Cal State Fullerton	1-3	1-3	Ohio State	2-1	0-1
Cal State Northridge	1-0		Ohio	1-0	1-0
California	1-0	1-0	Oklahoma State	1-0	1-0
Central Connecticut St.	1-0		Oklahoma	2-1	1-0
UCF	6-2		Old Dominion	1-0	
Central Michigan	2-0		Oregon	2-0	
Clemson	2-4		Penn State	0-1	0-1
Coastal Carolina	1-0		Providence	1-0	
Connecticut	0-1	0-1	Richmond	1-0	
Dartmouth	1-0	1-0	Rider	1-0	
Delaware	1-1		Rutgers	1-0	
Duke	3-4		Samford	2-0	
Eastern Michigan	0-2	0-1	Santa Clara	1-1	1-1
East Carolina	4-2		Savannah St.	1-0	
Evansville	1-0		Seton Hall	0-1	0-1
Florida	4-10	1-3	South Alabama	6-3	
Florida International	1-0		USF	5-0	
Fresno State	0-1	0-1	Southern Cal	1-4	1-4
Furman	2-0		St. Louis	0-1	0-1
George Mason	1-0		Stanford	6-2	2-2
George Washington	2-0		Stetson	3-2	
Georgia Teachers	1-0		Stony Brook	1-0	1-0
Georgia Tech	2-2	0-1	TCU	0-2	0-2
Georgia	3-4		Texas A&M	3-2	1-0
Hawaii	0-1	0-1	Texas	3-4	3-2
Illinois	1-0		The Citadel	1-0	
Indiana	0-2		Troy	3-0	
Indiana State	1-0	1-0	Tulane	3-0	
Ithaca	1-0	1-0	Vanderbilt	2-1	
Jacksonville	6-1		Western Michigan	1-0	1-0
Kent	1-0		Wake Forest	4-1	
Lafayette	1-0		West Virginia	2-1	
Liberty	1-0		Western Carolina	2-1	
Long Beach State	0-2	0-1	Western Kentucky	2-0	
LSU	2-2	1-2	Wichita State	4-3	2-2
Marist	2-0		Total	177-115	28-42



SEMINOLES IN THE MLB DRAFT

1966

NAME	POS	TEAM	ROUND
Jim Lyttle*	OF	New York Yankees	1st (10)
Gary Sprague	SS-2B	Cleveland Indians	6th (112)
Eddie Howell	P	Kansas City Athletics	12th (222)
Randy Brown*	C	California Angels	18th (348)
Mike Martin	OF	New York Mets	28th (540)
Maury Hopkins	3B	New York Mets	44th (757)
Dick Fernandez	2B	Kansas City Athletics	Free Agent
Pete Sarron	OF	Cleveland Indians	Free Agent

1967 JUNE SECONDARY DRAFT

LaDon Boyd	P	Kansas City Athletics	2nd (33)
------------	---	-----------------------	----------

1968

Steve Mastin	P	Oakland Athletics	15th (326)
Chuck Hines	3B	Pittsburgh Pirates	17th (381)
Wayne Vincent	P	Seattle Pilots	31st (706)

1968 JUNE SECONDARY DRAFT

Tom Cook	C	Oakland Athletics	1st (12)
----------	---	-------------------	----------

1969

Walt Sumner	OF	Atlanta Braves	14th (322)
Mike Easom	3B	Cleveland Indians	23rd (541)
Jeff Hogan	SS	Los Angeles Dodgers	31st (719)
Dick Gold	2B	Chicago Cubs	37th (840)
Chuck Cone	IF	San Diego Padres	Free Agent
Jim Gurzynski	1B	Los Angeles Dodgers	Free Agent
George Lott	P	Montreal Expos	Free Agent
Craig Skok*	P	Boston Celtics	Free Agent

1969 JUNE SECONDARY DRAFT

Dave Moates*	OF	Washington Senators	4th (87)
--------------	----	---------------------	----------

1970 JANUARY SECONDARY DRAFT

Jeff Hogan	3B	Detroit Tigers	2nd (47)
Walt Sumner	OF	California Angels	6th (121)

1970

Dick Nichols	2B	Boston Red Sox	26th (614)
Tom Henson	P	Cincinnati Reds	Free Agent

1970 JUNE SECONDARY DRAFT

Pat Osburn*	P	Cincinnati Reds	1st (9)
Gene Ammann	P	Milwaukee Brewers	3rd (56)
Johnny Grubb*	OF	Atlanta Braves	3rd (61)
Mike Slade	P	Washington Senators	7th (104)

1971 JANUARY SECONDARY DRAFT

Johnny Grubb*	OF	San Diego Padres	1st (23)
---------------	----	------------------	----------

1971

Mac Scarce*	P	Philadelphia Phillies	8th (172)
Stan Thomas*	P	Washington Senators	27th (609)
Greg Gromek	SS	Detroit Tigers	34th (715)
Harry Saferight	C	Philadelphia Phillies	35th (723)
Al Cleveland	P	Detroit Tigers	Free Agent
Mike Leber		Boston Red Sox	Free Agent

1971 JUNE SECONDARY DELAYED DRAFT

Dan Roatche	C	Minnesota Twins	2nd (33)
Ron Cash*	SS	Detroit Tigers	3rd (66)

1972

Dave Nichols	2B	Minnesota Twins	Free Agent
Dan Roatche	C	Boston Red Sox	Free Agent
Herb Sikes	IF	St. Louis Cardinals	Free Agent

1973

Roger Smith	SS	California Angels	17th (391)
Rick Colzie	OF	Cincinnati Reds	33rd (686)
Rick Langford*	P	Kansas City Royals	Free Agent
John LiBrandi	OF	Pittsburgh Pirates	Free Agent
Rick Snyder	OF	Minnesota Twins	Free Agent

1974

Ron Herring	P	Montreal Expos	Free Agent
Marty Maier	IF	Kansas City Royals	Free Agent

1975

Jim Busby	OF	Pittsburgh Pirates	8th (188)
Randy Davidson	2B	Cincinnati Reds	9th (214)
Danny O'Brien*	P	Chicago White Sox	16th (371)
Larry Rothschild*	P	Cincinnati Reds	Free Agent

1976 JANUARY REGULAR DRAFT

Steve Tebbetts	OF	California Angels	1st (5)
----------------	----	-------------------	---------

1976 JANUARY SECONDARY DRAFT

Danny O'Brien*	P	St. Louis Cardinals	3rd (61)
----------------	---	---------------------	----------

1976

Larry Jones	P	Boston Red Sox	4th (94)
Bob Mayer	P	Cincinnati Reds	13th (311)
Craig Eaton*	P	Kansas City Royals	Free Agent

1976 JUNE SECONDARY DRAFT

Jeff Hardy	SS	Cincinnati Reds	3rd (47)
------------	----	-----------------	----------

1977 JANUARY SECONDARY DRAFT

Jeff Hardy	SS	Chicago Cubs	1st (11)
------------	----	--------------	----------

1977

Terry Kennedy*	OF	St. Louis Cardinals	1st (6)
Larry Jones	P	Baltimore Orioles	5th (123)
Rick McGlone	C	Kansas City Royals	16th (411)
Ben Curry	1B	Cleveland Indians	17th (427)
Jackie Smith	P	Chicago White Sox	18th (442)
Mike McLeod	P	New York Yankees	19th (488)
Guillermo Bonilla*	2B	New York Yankees	24th (606)
Joel Hicks	1B	Chicago White Sox	Free Agent
Carlos Lezcano*	OF	Chicago Cubs	Free Agent
Jim McArdle	OF	Cincinnati Reds	Free Agent

1978

Brooks Carey	OF	Baltimore Orioles	10th (256)
Mark Gilbert*	OF	Chicago Cubs	14th (351)
Bob Benda	IF	Detroit Tigers	22nd (547)
Mike Bretz	P	Pittsburgh Pirates	38th (754)

1978 JUNE SECONDARY DRAFT

Blane McDonald	C	Atlanta Braves	2nd (26)
----------------	---	----------------	----------

1979

Craig Patterson	2B	Kansas City Royals	31st (767)
Rick Holloway	P	Oakland Athletics	Free Agent
Joe Nichols	P	Montreal Expos	Free Agent

1980

Jim Weaver*	OF	Minnesota Twins	2nd (35)
Mike Fuentes*	OF	Minnesota Twins	5th (116)
Ken Smith	P	New York Yankees	21st (541)
Don DeLoach	SS	Montreal Expos	25th (637)
Jay Keeler	P	St. Louis Cardinals	27th (672)

1980 JUNE SECONDARY DRAFT

Ed Schneider	P	Cincinnati Reds	2nd (28)
--------------	---	-----------------	----------

1981

Mike Fuentes*	OF	Montreal Expos	2nd (44)
Jeff S. Ledbetter	1B	Montreal Expos	4th (94)
Ed Schneider	P	Toronto Blue Jays	17th (419)
Joe Licata	OF-3B	New York Mets	28th (691)
Clem Freeman	P	Cincinnati Reds	Free Agent
Rick Hatcher	P	Atlanta Braves	Free Agent



17 CONFERENCE CHAMPIONSHIPS ~ 7 STRAIGHT ACC ATLANTIC DIVISION TITLES

SEMINOLES IN THE MLB DRAFT

1982

Jeff S. Ledbetter	1B-OF	Boston Red Sox	1st (26)
Chris Cawthon	OF	Cleveland Indians	6th (144)
Jamey Shoupp	P	Houston Astros	8th (199)
Jay Keeler	P	Cleveland Indians	11th (274)
Tim Phillips	P	Toronto Blue Jays	30th (740)
Allen Swindle	P	Cincinnati Reds	Free Agent

1983

Bruce Tanner*	P	Chicago White Sox	4th (97)
David Smalley	P	New York Yankees	8th (197)
Mike Yastrzemski	OF	Texas Rangers	23rd (570)

1983 JUNE SECONDARY DRAFT

Tony Blasucci	P	Pittsburgh Pirates	1st (4)
Jody Reed*	SS	Texas Rangers	2nd (49)

1984 JANUARY REGULAR DRAFT

Mark Barineau	2B-SS	Cleveland Indians	13th (290)
---------------	-------	-------------------	------------

1984 JANUARY SECONDARY DRAFT

Mike Yastrzemski	OF	Atlanta Braves	3rd (56)
------------------	----	----------------	----------

1984

Jody Reed*	SS	Boston Red Sox	8th (198)
Doug Treadway	P	Los Angeles Dodgers	12th (311)
Jeff Gray*	P	Philadelphia Phillies	Free Agent

1985

Doug Little	P	St. Louis Cardinals	7th (176)
Mike Loynd*	P	Baltimore Orioles	11th (281)
Frank Fazzini	OF	Milwaukee Brewers	19th (471)
Steve Gelmine	P	Houston Astros	21st (534)
Kevin Smith	P	Houston Astros	22nd (560)

1986 JANUARY SECONDARY DRAFT

Ray Revak	P	Boston Red Sox	1st (7)
-----------	---	----------------	---------

1986

Luis Alicea*	2B	St. Louis Cardinals	1st (23)
Paul Sorrento*	OF	California Angels	4th (103)
Bien Figueroa*	SS	St. Louis Cardinals	5th (130)
Mike Loynd*	P	Texas Rangers	7th (163)
Doug Little	P	Chicago White Sox	10th (257)
Eric Mangham	OF	Los Angeles Dodgers	17th (438)

1987

Richie Lewis*	P	Montreal Expos	2nd (44)
Chris Pollack	P	Montreal Expos	10th (251)
Jerry Nielsen*	P	Oakland Athletics	11th (276)
Barry Blackwell	C	Los Angeles Dodgers	12th (299)
Jose Marzan	IF-OF	Minnesota Twins	16th (398)
John Wanish	P	Los Angeles Dodgers	16th (403)
Ed Fulton	C	St. Louis Cardinals	16th (409)
Rafael Bournigal*	SS	Los Angeles Dodgers	19th (481)
Steve Taddeo	OF	New York Yankees	55th (1214)

1988

Edwin Alicea	2B	Atlanta Braves	9th (216)
Barry Blackwell	C	Cleveland Indians	17th (423)
Jerry Nielsen	P	New York Yankees	18th (469)
Deion Sanders	OF	New York Yankees	30th (781)
Rod Byerly	P	Pittsburgh Pirates	Free Agent
Bret Davis	P	Montreal Expos	Free Agent

1989

Ronald Lewis	OF	California Angels	10th (251)
Tim Nedin	P	Minnesota Twins	21st (552)
Clyde Keller	P	St. Louis Cardinals	32nd (820)

1990

Marc Ronan*	C-OF	St. Louis Cardinals	3rd (86)
Gar Finnvoid*	P	Boston Red Sox	6th (169)
Ricky Kimball	P	St. Louis Cardinals	17th (450)
Matt Dunbar*	P	New York Yankees	25th (655)
Mike Brady	P	Los Angeles Dodgers	36th (939)
Rob Bargas	3B	Montreal Expos	Free Agent
Brad Gregory	P	California Angels	Free Agent
Gary Painter	P	Boston Red Sox	Free Agent

1991

Eduardo Perez*	1B	California Angels	1st (17)
Jimmy Lewis	P	Houston Astros	2nd (48)
Pedro Grifol	C	Minnesota Twins	6th (155)
Ricky Kimball	P	Oakland Athletics	7th (204)
Kenny Robinson*	P	Toronto Blue Jays	10th (277)
Garrett Blanton	OF	St. Louis Cardinals	25th (650)
Tim Davis*	P	Minnesota Twins	34th (883)

1992

Kenny Felder	OF	Milwaukee Brewers	1st (12)
Chris Roberts	P-OF	New York Mets	1st (18)
Roger Bailey*	P	Colorado Rockies	3rd (95)
Tim Davis*	P	Seattle Mariners	6th (166)
Chris Brock*	OF-P	Atlanta Braves	12th (341)
Jim Rushworth	P	Montreal Expos	18th (491)
Terrell Buckley	OF	Atlanta Braves	38th (1069)
Nandy Serrano	3B	California Angels	Free Agent

1993

John Wasdin*	P	Oakland Athletics	1st (25)
Bryan Harris	P	California Angels	18th (495)
Mike Schmitz	1B-OF	New York Yankees	22nd (617)
Charlie Ward	SS-OF	Milwaukee Brewers	59th (1555)
John Nedeau	P	California Angels	Free Agent
Jeff Tam*	P	New York Mets	Free Agent

1994

Paul Wilson*	P	New York Mets	1st (1)
Mike Martin	OF	Seattle Mariners	17th (469)
Charlie Ward	SS	New York Yankees	18th (507)
Link Jarrett	SS	Colorado Rockies	22nd (602)
Colby Weaver	OF	Atlanta Braves	41st (1151)
Jack Niles	3B	New York Mets	Free Agent

1995

Jonathan Johnson*	P	Texas Rangers	1st (7)
David Yocum	P	Los Angeles Dodgers	1st (20)
Doug Mientkiewicz*	1B	Minnesota Twins	5th (128)
Mike Martin, Jr.	C	San Diego Padres	9th (229)
Mickey Lopez*	2B	Milwaukee Brewers	13th (348)
Charlie Cruz	P	Atlanta Braves	13th (365)
Phil Olson	P	New York Mets	20th (553)
Mike Bell	P	Montreal Expos	20th (563)
Danny Kanell	P	New York Yankees	25th (702)
Randy Hodges	OF	Atlanta Braves	34th (953)

1996

Jeremy Morris	OF	San Diego Padres	9th (259)
Adam Faurot	3B-SS	Milwaukee Brewers	38th (1123)
Mike Davis	P	New York Mets	51st (1465)

1997

J.D. Drew*	OF	Philadelphia Phillies	1st (2)
Randy Choate*	P	New York Yankees	5th (169)
Jeremy Morris	OF	New York Yankees	8th (259)
Scott Zech	2B	Montreal Expos	14th (436)
Randy Niles	P	Oakland Athletics	20th (605)
Matt Woodward	1B	Seattle Mariners	31st (944)

1998

J.D. Drew*	OF	St. Louis Cardinals	1st (5)
Scott Proctor*	P	Los Angeles Dodgers	5th (156)
Jeremy Salazar	C	Philadelphia Phillies	19th (554)
Matt Woodward	1B	Seattle Mariners	24th (725)
Brian Cox	OF	Atlanta Braves	26th (791)



SEMINOLES IN THE MLB DRAFT

1999

Nick Stocks	P	St. Louis Cardinals	1st (36)
Matt Diaz*	OF	Tampa Bay Devil Rays	17th (505)
Marshall McDougall	IF	Boston Red Sox	26th (799)
Chris Chavez	P	Atlanta Braves	27th (834)
Kevin Cash*	IF	Toronto Blue Jays	Free Agent

2000

Marshall McDougall*	IF	Oakland Athletics	9th (270)
Mike Ziegler	P	Oakland Athletics	14th (420)
Jared Jones	OF	Seattle Mariners	16th (476)
Mike Smalley	P	Atlanta Braves	23rd (700)
Karl Jernigan	OF	Oakland Athletics	41st (1228)
John Halliday	1B	Chicago White Sox	Free Agent
Jon McDonald	P	Minnesota Twins	Free Agent

2001

Chris Smith	P	Baltimore Orioles	1st (7)
John-Ford Griffin*	OF	New York Yankees	1st (23)
Karl Jernigan	OF	San Francisco Giants	22nd (676)
Justin Lord	P	Kansas City Royals	Free Agent
Brent Pearson	P	Pittsburgh Pirates	Free Agent

2002

Matt Lynch	P	San Diego Padres	7th (205)
Robby Read	P	Philadelphia Phillies	7th (209)
Ryan Barthelemy	IF	Philadelphia Phillies	10th (299)
Nick Rogers	OF	Oakland Athletics	Free Agent

2003

Tony Richie	C	Chicago Cubs	4th (103)
Blake Balkcom	OF	Anaheim Angels	5th (150)
Trent Peterson	P	Oakland Athletics	5th (152)
Matt Lynch	P	Oakland Athletics	10th (302)
Daniel Davidson*	P	Anaheim Angels	13th (390)
Tony McQuade	OF	Chicago Cubs	15th (433)
Marc LaMacchia	P	Texas Rangers	21st (616)
Daniel Hodges	P	Philadelphia Phillies	26th (775)

2004

Stephen Drew*	SS	Arizona Diamondbacks	1st (15)
Eddy Martinez-Esteve	OF	San Francisco Giants	2nd (70)
Rhett James	P	Florida Marlins	20th (608)
Bryan Zech	2B	New York Mets	24th (704)
Eddie Cannon	P	Toronto Blue Jays	44th (1317)

2005

Kevin Lynch	P	Anaheim Angels	26th (793)
Aaron Cheesman	C	Philadelphia Phillies	29th (877)
Barret Browning	P	Colorado Rockies	38th (1137)

2006

Shane Robinson*	OF	St. Louis Cardinals	5th (166)
Tyler Chambliss	P	Kansas City Royals	11th (317)
Barret Browning*	P	Anaheim Angels	28th (852)
Luke Tucker	P	Toronto Blue Jays	39th (1170)
Ryne Malone	3B	Chicago Cubs	49th (1459)

2007

Tony Thomas, Jr.	2B	Chicago Cubs	3rd (97)
Mark Gildea	OF	Washington Nationals	9th (280)
Mark Hallberg	SS	Arizona Diamondbacks	9th (283)
Bryan Henry	P	Arizona Diamondbacks	12th (373)
Ryan Strauss	P	Minnesota Twins	35th (1077)
Danny Rosen	P	Arizona Diamondbacks	41st (1226)
Jack Rye	OF	San Francisco Giants	46th (1355)
Brandon Reichert	1B	Colorado Rockies	49th (1418)

2008

Buster Posey*	C	San Francisco Giants	1st (5)
Tony Delmonico	SS	Los Angeles Dodgers	6th (187)
Ryan Strauss	P	Chicago White Sox	9th (270)
Jack Rye	OF	New York Yankees	13th (410)
Dennis Guinn	1B	Texas Rangers	17th (513)
Elih Villanueva*	P	Florida Marlins	27th (808)
Matt Faires	P	Cincinnati Reds	35th (1049)

2009

D'Vontrey Richardson	OF	Milwaukee Brewers	5th (166)
Jason Stidham	2B	St. Louis Cardinals	8th (249)
Jimmy Marshall	P	Los Angeles Dodgers	23rd (697)

2010

John Gast*	P	St. Louis Cardinals	6th (199)
Geoff Parker	P	Colorado Rockies	9th (290)
Tyler Holt	OF	Cleveland Indians	10th (300)
Stephen Cardullo	SS	Arizona Diamondbacks	24th (721)
Taiwan Easterling	OF	Florida Marlins	31st (937)
Mike McGee	OF	Arizona Diamondbacks	41st (1231)

2011

Sean Gilmartin	P	Atlanta Braves	1st (28)
Mike McGee	OF	Seattle Mariners	15th (453)
Rafael Lopez	C	Chicago Cubs	16th (489)
Daniel Bennett	P	Detroit Tigers	19th (587)
James Ramsey	OF	Minnesota Twins	22nd (688)
Taiwan Easterling	OF	Chicago Cubs	27th (819)
Robby Scott	P	Boston Red Sox	Free Agent

2012

James Ramsey	OF	St. Louis Cardinals	1st (23)
Jayce Boyd	1B	New York Mets	6th (200)
Robert Benincasa	P	Washington Nationals	7th (234)
Devon Travis	2B	Detroit Tigers	13th (424)
Sherman Johnson	3B	Los Angeles Angels	14th (447)
Hunter Scantling	P	Detroit Tigers	14th (454)
Justin Gonzalez	SS	Los Angeles Dodgers	27th (836)

2013

Stephen McGee	C	Los Angeles Angels	9th (277)
Peter Miller	P	Los Angeles Dodgers	16th (484)
Marcus Davis	OF/DH	San Diego Padres	24th (718)
Robby Coles	P	New York Mets	28th (836)
Scott Sitz	P	Detroit Tigers	28th (846)

*Unless otherwise noted, players were drafted during the June Regular Draft
Played MLB

FSU'S FIRST ROUND DRAFT CHOICES


PLAYER, POSITION	YEAR DRAFTED	TEAM
Jim Lyttle, OF	1966	New York (AL)
Tom Cook, C	1968	Oakland
Terry Kennedy, C	1977	St. Louis
Jeff Ledbetter, OF	1982	Boston
Luis Alicea, 2B	1986	St. Louis
Eduardo Perez, 1B/OF	1991	California
Chris Roberts, P/OF	1992	New York (NL)
Kenny Felder, OF	1992	Milwaukee
John Wasdin, P	1993	Oakland
Paul Wilson, P	1994	New York (NL)
Jonathan Johnson, P	1995	Texas
David Yocum, P	1995	Los Angeles
J.D. Drew, OF	1997	Philadelphia
J.D. Drew, OF	1998	St. Louis
Nick Stocks, P	1999	St. Louis
John-Ford Griffin, OF	2001	New York (AL)
Stephen Drew, SS	2004	Arizona
Buster Posey, C	2008	San Francisco
Sean Gilmartin, P	2011	Atlanta
James Ramsey, OF	2012	St. Louis







17 CONFERENCE CHAMPIONSHIPS ~ 7 STRAIGHT ACC ATLANTIC DIVISION TITLES

SEMINOLES IN THE MAJORS





LUIS ALICEA

Full Name: Luis Rene (DeJesus) Alicea
 Born: July 29, 1965, Santurce, PR
 Height: 5-9 Weight: 177
 Throws: Right Bats: Switch Hitter
 Debut: April 23, 1988





ROGER BAILEY

Full Name: Charles Roger Bailey
 Born: October 3, 1970, Chattahoochee, FL
 Height: 6-1 Weight: 180
 Throws: Right Bats: Right
 Debut: April 27, 1995



GUILLERMO BONILLA

Full Name: Juan Guillermo Bonilla
 Born: February 12, 1955, Santurce, PR
 Height: 5-9 Weight: 170
 Throws: Right Bats: Right
 Debut: April 9, 1981




RAFAEL BOURNIGAL

Full Name: Rafael Antonio Bournigal
 Born: May 12, 1966, Azua, DR
 Height: 5-11 Weight: 165
 Throws: Right Bats: Right
 Debut: September 1, 1992



CHRIS BROCK

Full Name: Terrance Christopher Brock
 Born: February 5, 1970, Orlando, FL
 Height: 6-0 Weight: 175
 Throws: Right Bats: Right
 Debut: June 11, 1997





RANDY BROWN

Full Name: Edwin Randolph Brown
 Born: August 29, 1944, Leesburg, FL
 Height: 5-7 Weight: 170
 Throws: Right Bats: Left
 Debut: September 11, 1969




BARRET BROWNING

Full Name: Gary Barret Browning
 Born: December 28, 1984, Brunswick, GA
 Height: 6-2 Weight: 205
 Throws: Left Bats: Left
 Debut: June 30, 2012



KEVIN CASH

Full Name: Kevin Forrest Cash
 Born: December 6, 1977, Tampa, FL
 Height: 6-0 Weight: 185
 Throws: Right Bats: Right
 Debut: September 6, 2002




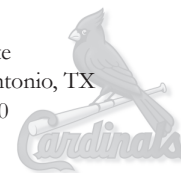
RON CASH

Full Name: Ronald Forrest Cash
 Born: November 20, 1949, Atlanta, GA
 Height: 6-0 Weight: 180
 Throws: Right Bats: Right
 Debut: September 4, 1973



RANDY CHOATE

Full Name: Randol Doyle Choate
 Born: September 5, 1975, San Antonio, TX
 Height: 6-3 Weight: 180
 Throws: Left Bats: Left
 Debut: July 1, 2000




DANIEL DAVIDSON

Full Name: Daniel Davidson
 Born: January 8, 1981, Panama City, FL
 Height: 6-4 Weight: 210
 Throws: Left Bats: Left
 Debut: April 19, 2009



TIM DAVIS

Full Name: Timothy Howard Davis
 Born: July 14, 1970, Marianna, FL
 Height: 5-11 Weight: 165
 Throws: Left Bats: Left
 Debut: April 4, 1994



MATT DIAZ

Full Name: Matthew E. Diaz
 Born: March 3, 1978, Portland, OR
 Height: 6-1 Weight: 206
 Throws: Right Bats: Right
 Debut: July 19, 2003



Randy Choate, St. Louis Cardinals



SEMINOLES IN THE MAJORS



Stephen Drew, Boston Red Sox
2013 World Series Champions




BIEN FIGUEROA

Full Name: Bienvenido Figueroa
Born: February 7, 1964, Santo Domingo, DR
Height: 5-10 **Weight:** 170
Throws: Right **Bats:** Right
Debut: May 17, 1992



GAR FINNVOLD

Full Name: Anders Gar Finnvold
Born: March 11, 1968, Boynton Beach, FL
Height: 6-5 **Weight:** 195
Throws: Right **Bats:** Right
Debut: May 10, 1994




MIKE FUENTES

Full Name: Michael Jay Fuentes
Born: July 11, 1958, Miami, FL
Height: 6-3 **Weight:** 190
Throws: Right **Bats:** Right
Debut: September 2, 1983



JOHN GAST

Full Name: John Walter Gast
Born: February 16, 1989, Altamonte Springs, FL
Height: 6-1 **Weight:** 195
Throws: Left **Bats:** Left
Debut: May 14, 2013




MARK GILBERT

Full Name: Mark David Gilbert
Born: August 22, 1956, Atlanta, GA
Height: 6-0 **Weight:** 175
Throws: Right **Bats:** Switch Hitter
Debut: July 21, 1985




John Gast, St. Louis Cardinals




J.D. DREW

Full Name: David Jonathan Drew
Born: November 20, 1975, Valdosta, GA
Height: 6-1 **Weight:** 195
Throws: Right **Bats:** Left
Debut: September 8, 1998
Comments: 2008 All-Star MVP



STEPHEN DREW

Full Name: Stephen Oris Drew
Born: March 16, 1983, Valdosta, GA
Height: 6-1 **Weight:** 185
Throws: Right **Bats:** Left
Debut: July 15, 2006



MATT DUNBAR

Full Name: Matthew Marshall Dunbar
Born: October 15, 1968, Tallahassee, FL
Height: 6-0 **Weight:** 170
Throws: Left **Bats:** Left
Debut: April 25, 1995




CRAIG EATON

Full Name: Craig Eaton
Born: September 7, 1954, Glendale, OH
Height: 5-11 **Weight:** 175
Throws: Right **Bats:** Right
Debut: September 5, 1979






17 CONFERENCE CHAMPIONSHIPS ~ 7 STRAIGHT ACC ATLANTIC DIVISION TITLES

SEMINOLES IN THE MAJORS**JEFF GRAY**

Full Name: Jeffery Edward Gray
Born: April 10, 1963, Richmond, VA
Height: 6-1 **Weight:** 175
Throws: Right **Bats:** Right
Debut: June 21, 1988

**RICHIE LEWIS**



Full Name: Richie Todd Lewis
Born: January 25, 1966, Muncie, IN
Height: 5-10 **Weight:** 175
Throws: Right **Bats:** Right
Debut: July 31, 1992

**JOHN-FORD GRIFFIN**


Full Name: John-Ford David Griffin
Born: November 19, 1979, Sarasota, FL
Height: 6-2 **Weight:** 215
Throws: Left **Bats:** Left
Debut: September 6, 2005

**CARLOS LEZCANO**


Full Name: Carlos Manuel (Rubio) Lezcano
Born: September 30, 1955, Arecibo, PR
Height: 6-2 **Weight:** 185
Throws: Right **Bats:** Right
Debut: April 10, 1980

**JOHNNY GRUBB**


Full Name: John Maywood Grubb, Jr.
Born: August 4, 1948, Richmond, VA
Height: 6-3 **Weight:** 188
Throws: Right **Bats:** Left
Debut: September 10, 1972

**MICKEY LOPEZ**


Full Name: Raymond Michael Lopez
Born: November 17, 1973, Miami, FL
Height: 5-9 **Weight:** 170
Throws: Right **Bats:** Switch Hitter
Debut: September 6, 2004

**DICK HOWSER**


Full Name: Richard Dalton Howser
Born: May 14, 1936, Miami, FL
Died: June 17, 1987, Kansas City, MO
Height: 5-8 **Weight:** 155
Throws: Right **Bats:** Right
Debut: April 11, 1961
Comments: 1961 American League Rookie-of-the-Year

**MIKE LOYND**


Full Name: Michael Wallace Loynd
Born: March 26, 1964, Saint Louis, MO
Height: 6-4 **Weight:** 210
Throws: Right **Bats:** Right
Debut: July 24, 1986

**JONATHAN JOHNSON**

Full Name: Jonathan Kent Johnson
Born: July 16, 1974, LaGrange, GA
Height: 6-0 **Weight:** 180
Throws: Right **Bats:** Right
Debut: September 27, 1998

**JIM LYTTLE**

Full Name: James Lawrence Lyttle
Born: May 20, 1946, Hamilton, OH
Height: 6-0 **Weight:** 186
Throws: Right **Bats:** Left
Debut: May 17, 1969

**HUNTER JONES**

Full Name: David Hunter Jones
Born: January 10, 1984, Palm Beach Gardens, FL
Height: 6-4 **Weight:** 235
Throws: Left **Bats:** Left
Debut: April 20, 2009

**MARSHALL MCDUGALL**


Full Name: Marshall James McDougall
Born: December 19, 1978, Jacksonville, FL
Height: 6-1 **Weight:** 200
Throws: Right **Bats:** Right
Debut: June 7, 2005

**TERRY KENNEDY**


Full Name: Terrance Edward Kennedy
Born: June 4, 1956, Euclid, OH
Height: 6-3 **Weight:** 220
Throws: Right **Bats:** Left
Debut: September 4, 1978

**DOUG MIENTKIEWICZ**

Full Name: Douglas Andrew Mientkiewicz
Born: June 19, 1974, Toledo, OH
Height: 6-2 **Weight:** 200
Throws: Right **Bats:** Left
Debut: September 18, 1998
Comments: 2001 Gold glove award winner

**RICK LANGFORD**

Full Name: James Rick Langford
Born: March 20, 1952, Farmville, VA
Height: 6-0 **Weight:** 180
Throws: Right **Bats:** Right
Debut: June 13, 1976


**DAVE MOATES**

Full Name: David Allen Moates
Born: January 30, 1948, Great Lakes, IL
Height: 5-9 **Weight:** 163
Throws: Left **Bats:** Left
Debut: September 21, 1974






SEMINOLES IN THE MAJORS



JERRY NIELSEN

Full Name: Gerald Arthur Nielsen
Born: August 5, 1966, Sacramento, CA
Height: 6-3 **Weight:** 185
Throws: Left **Bats:** Left
Debut: July 12, 1992





SCOTT PROCTOR

Full Name: Scott Christopher Proctor
Born: January 2, 1977, Stuart, FL
Height: 6-1 **Weight:** 198
Throws: Right **Bats:** Right
Debut: April 20, 2004



DANNY O'BRIEN

Full Name: Daniel Jogues O'Brien
Born: April 22, 1954, Saint Petersburg, FL
Height: 6-4 **Weight:** 215
Throws: Right **Bats:** Right
Debut: September 4, 1978




JODY REED

Full Name: Jody Eric Reed
Born: July 26, 1962, Tampa, FL
Height: 5-9 **Weight:** 165
Throws: Right **Bats:** Right
Debut: September 12, 1987



PAT OSBURN

Full Name: Larry Patrick Osburn
Born: May 4, 1949, Murray, KY
Height: 6-4 **Weight:** 195
Throws: Left **Bats:** Left
Debut: April 13, 1974



KENNY ROBINSON

Full Name: Kenneth Neal Robinson
Born: November 3, 1969, Barberton, OH
Died: February 28, 1999, Tucson, AZ
Height: 5-7 **Weight:** 175
Throws: Right **Bats:** Right
Debut: July 20, 1995



EDUARDO PEREZ

Full Name: Eduardo Atanasio Perez
Born: September 11, 1969, Cincinnati, OH
Height: 6-4 **Weight:** 215
Throws: Right **Bats:** Right
Debut: July 27, 1993




SHANE ROBINSON

Full Name: Shane M. Robinson
Born: October 30, 1984, Tampa, FL
Height: 5-9 **Weight:** 160
Throws: Right **Bats:** Left
Debut: May 7, 2009




BUSTER POSEY

Full Name: Gerald Demp Posey
Born: March 27, 1987, Leesburg, GA
Height: 6-1 **Weight:** 205
Throws: Right **Bats:** Right
Debut: September 11, 2009
Comments: 2010 NL Rookie of the Year;
2012 NL MVP, Silver Slugger, Comeback POY




MARC RONAN

Full Name: Edward Marcus Ronan
Born: September 19, 1969, Ozark, AL
Height: 6-2 **Weight:** 190
Throws: Right **Bats:** Left
Debut: September 21, 1993




LARRY ROTHSCHILD

Full Name: Lawrence Lee Rothschild
Born: March 12, 1954, Chicago, IL
Height: 6-2 **Weight:** 180
Throws: Right **Bats:** Left
Debut: September 11, 1981
Comments: Manager Tampa Bay 1998-2001



DEION SANDERS

Full Name: Deion Luyynn Sanders
Born: August 9, 1967, Fort Myers, FL
Height: 6-1 **Weight:** 195
Throws: Left **Bats:** Left
Debut: May 31, 1989



MAC SCARCE

Full Name: Guerrant McCurdy Scarce
Born: April 8, 1949, Danville, VA
Height: 6-3 **Weight:** 200
Throws: Left **Bats:** Left
Debut: July 10, 1972




Buster Posey, San Francisco Giants
2010 & 2012 World Series Champions



17 CONFERENCE CHAMPIONSHIPS ~ 7 STRAIGHT ACC ATLANTIC DIVISION TITLES


SEMINOLES IN THE MAJORS

**Shane Robinson, St. Louis Cardinals****CRAIG SKOK**

Full Name: Craig Richard Skok
Born: September 1, 1947, Dobbs Ferry, NY
Height: 6-0 **Weight:** 190
Throws: Left **Bats:** Right
Debut: May 4, 1973

**PAUL SORRENTO**

Full Name: Paul Anthony Sorrento
Born: November 17, 1965, Somerville, MA
Height: 6-2 **Weight:** 200
Throws: Right **Bats:** Left
Debut: September 8, 1989

**KEN SUAREZ**

Full Name: Kenneth Raymond Suarez
Born: April 12, 1943, Tampa, FL
Height: 5-9 **Weight:** 175
Throws: Right **Bats:** Right
Debut: April 14, 1966

**JEFF TAM**


Full Name: Jeffrey Eugene Tam
Born: August 19, 1970, Fullerton, CA
Height: 6-1 **Weight:** 202
Throws: Right **Bats:** Right
Debut: June 30, 1998

**BRUCE TANNER**


Full Name: Bruce Matthew Tanner
Born: December 9, 1961, New Castle, PA
Height: 6-3 **Weight:** 220
Throws: Right **Bats:** Left
Debut: June 12, 1985

STAN THOMAS

Full Name: Stanley Brown Thomas
Born: July 11, 1949, Rumford, ME
Height: 6-2 **Weight:** 185
Throws: Right **Bats:** Right
Debut: July 5, 1974

**ELIH VILLANUEVA**

Full Name: Elih Christopher Villanueva
Born: July 27, 1986, Miami, FL
Height: 6-2 **Weight:** 235
Throws: Right **Bats:** Right
Debut: June 15, 2011

**JOHN WASDIN**

Full Name: John Truman Wasdin
Born: August 5, 1972, Fort Belvoir, VA
Height: 6-2 **Weight:** 190
Throws: Right **Bats:** Right
Debut: August 24, 1995

**JIM WEAVER**


Full Name: James Francis Weaver
Born: October 10, 1959, Kingston, NY
Height: 6-3 **Weight:** 190
Throws: Left **Bats:** Left
Debut: April 10, 1985

**PAUL WILSON**

Full Name: Paul Anthony Wilson
Born: March 28, 1973, Orlando, FL
Height: 6-5 **Weight:** 235
Throws: Right **Bats:** Right
Debut: April 4, 1996

**WOODY WOODWARD**

Full Name: William Frederick Woodward
Born: September 23, 1942, Miami, FL
Height: 6-2 **Weight:** 185
Throws: Right **Bats:** Right
Debut: September 9, 1963





MEDIA INFORMATION

FSU MEDIA INFORMATION

Florida State Assistant Sports Information Director Jason Leturmy can assist you with any requests or questions regarding the Seminoles' 2014 baseball program, almanac, coaches or student-athletes.

Jason Leturmy

Florida State Assistant SID/Baseball
(850) 644-3920 – office
(850) 228-7568 – cell
Email: jleturmy@fsu.edu

Mailing address:

FSU Sports Information
PO Drawer 2195, Tallahassee, FL 32316

Shipping address:

FSU Sports Information
403 Stadium Dr. West Room D0107, Tallahassee, FL 32306

CREDENTIAL REQUESTS

Press credentials are issued to members of the working media in the form of both season and game-by-game passes. All working press – print, digital, radio and television – should submit requests at their earliest opportunity prior to game day. Requests can be submitted in writing to the address above, or by emailing Jason Leturmy (jleturmy@fsu.edu). Credentials can be picked up in the Florida State Sports Information Office on the second floor of the Moore Athletic Center, or at the Will Call ticket window on the first base side of Dick Howser Stadium on game days only.

PARKING

There is no designated media parking for Florida State baseball games. Parking is available in the university lots around Dick Howser Stadium on a first-come, first-serve basis. All media are encouraged to arrive as early as possible to avoid parking problems. Legally parked cars will not be ticketed on game days, beginning two hours prior to first pitch.

PHOTOGRAPHERS

In accordance with NCAA rules and regulations, all photographers and videographers are required to shoot from within the designated areas inside the playing field area. Only credential-holding photographers and videographers will be admitted to shoot in those designated areas. These areas are marked just inside the gates adjacent to the home and visitors' dugouts. Photographers and videographers are asked not to restrict the view of fans.

PHONE LINES

Florida State provides one phone line and one ISDN line for the visiting team's radio booth located in the press box, behind home plate. Phone lines can be used to make local calls only. Florida State has only one active phone line in the main press box at Dick Howser Stadium, but does provide high speed internet connections. Media members are encouraged to bring their own ethernet cables. A limited supply will be made available in the press box on a first-come, first-serve basis.



SPORTS INFORMATION DIRECTORY



Jason Leturmy
Assistant SID/Baseball



Elliott Finebloom
Asst AD/SID & Digital Media



Chuck Walsh
Deputy SID



Kerwin Lonzo
Associate SID



Bob Thomas
Associate SID



Zach Stipe
Assistant SID



Steve Stone
Assistant SID



Maryjane Gardner
Assistant SID



Christa Salerno
SID Assistant



Scott Moriak
SID Assistant

DIGITAL MEDIA DIRECTORY



Scott Kotick
Assistant Director



Layne Herdt
Assistant Director



Brandon Mellor
Senior Writer



Jonathan Schillace
Assistant Director



17 CONFERENCE CHAMPIONSHIPS ~ 7 STRAIGHT ACC ATLANTIC DIVISION TITLES

MEDIA INFORMATION

PLAYERS AND COACHES INTERVIEWS

All player and coach interviews must be arranged through Jason Leturmy in the Florida State Sports Information at (850) 228-7568 or via email at jleturmy@fsu.edu. Florida State coaches and players will be made available to the media at Dick Howser Stadium prior to practices on weekdays.

On game days, FSU coach Mike Martin and requested players will be made available at the conclusion of each game, following a 10-minute cooling off period. Martin will meet with the media in the Tradition Room immediately after addressing the team. Requested FSU players will also be escorted to the Tradition Room by a member of the sports information staff after Martin's interview is completed. All media interviews with players and coaches must be conducted at these times, unless previously arranged through the sports information office. Player contact information will not be shared and interviews outside the established parameters are prohibited. Players are not to be contacted through the use of Twitter, Facebook and other social media avenues.

FSU ON THE WEB

All the game stories, updated stats, weekly releases, photo galleries, live stat links and Seminole baseball news is available 24 hours a day, seven days a week at www.seminoles.com, the official athletic website for Florida State University.

FSU baseball followers active in the social media sphere can tap into up-to-the-moment information by following Seminole.com and FSU Baseball on Twitter (@FSU_Baseball), Facebook (Facebook.com/FSUBaseball), Instagram (NoleBaseball) and YouTube, or follow in-game coverage through Gametracker.

SEMINOLES.COM

Official iPhone & Android Apps

Search for Florida State Sports

Everything you need as a fan:

- > Headlines & news updates
- > Live game scoring with player/team stats & play-by-play
- > On-demand video
- > Upcoming schedules
- > Rosters & More

Free Download:



Seminole.com/AllAccess

- > Live video streams of over 20 home games
- > Live audio streams for every game
- > Pre-game previews
- > Post-game recaps
- > Player features & more



Shop.Seminole.com

- The Official Online Store of Florida State Athletics
- > The largest selection of FSU merchandise online
- > \$4.99 3-Day Delivery - Any size order!
- > Easy 365-Day Returns
- > A portion of proceeds benefit Seminole Athletics



Find us on
Facebook

Facebook.com/FSUSeminole



FOLLOW US ON
twitter

@FSU_Baseball
@Seminole.com

**THE OFFICIAL ATHLETIC SITE OF
FLORIDA STATE UNIVERSITY**



THE LEE BOWEN RADIO BOOTH

Lee Bowen (1957-2004)

For 15 years, Lee Bowen served as the voice of the Florida State Seminoles. From Marshall McDougall's record-setting six home run game at Maryland to numerous NCAA postseason appearances, Lee Bowen was Seminole baseball.

Bowen called the action for over 1,000 Florida State baseball games over his 15-year career, including 26 from the College World Series. He was behind the microphone for more than 100 Seminole NCAA postseason games.

He was a one-man show on the road, calling the action from as far as away as Hawaii and California. At home, Bowen teamed with longtime partner Jim Crosby as the many fans sitting at Dick Howser Stadium would listen in as they watched the ballgames. Bowen traveled with the team to the College World Series in Omaha eight times, including the 1999 CWS in which Florida State defeated Stanford in extra innings to advance to the national championship game.

Over his last five years, Bowen was joined in the radio booth by his wife Adrienne. The two were married on June 27, 1999 and Adrienne would often accompany her husband on Seminole baseball road trips.

Bowen, who was instrumental in getting all Florida State baseball games on the radio, also served as the broadcast coordinator for football and men's basketball on FSU's radio network. He began his career as a statistician on the network after he came to Tallahassee from the Burlington Indians of the Appalachian League, where he called play-by-play for the rookie league team.





MEDIA INFORMATION

RADIO

Florida State's flagship radio stations, WNLS 1270 The Team and WFLA 100.7, will broadcast every inning of Seminole Baseball in 2014. WNLS-AM will air Florida State baseball for the 33rd consecutive season, with WFLA-FM carrying every Saturday and Sunday game for the seventh year in a row. From opening day on February 14 to all the ACC and NCAA Tournament action beginning in May, Eric Lualen will bring you all the pitch-by-pitch action for the eighth year in a row. For out of town fans, radio broadcasts for all FSU games, both home and away, will be carried live on the official site for Florida State athletics at www.seminoles.com.




TELEVISION/INTERNET

Florida State's rich baseball tradition will once again attract live coverage from cable television networks throughout the Southeast. The Seminoles' strong baseball tradition and Atlantic Coast Conference schedule make Florida State no stranger to television exposure. Seminole baseball will be featured 29 times on national television throughout the 2014 regular season with games to air on ESPNU, ESPN3, CSS and the Regional Sports Network.



THE MIKE MARTIN SHOW

Beginning in February and airing for 15 consecutive weeks, "The Mike Martin Show" provides Seminole fans with recaps of the past week's action, player features and a behind the scenes look at the coach and his nationally-acclaimed baseball program. Hosted by Associate Athletics Director for Communications Rob Wilson and supervised by Jim Garbarino with Seminole Productions, the 30-minute show airs statewide on Sun Sports and locally on Fox 49. Jim Garbarino and Seminole Productions have won numerous awards for their work with Florida State baseball. Seminole Productions has won two consecutive Golden Matrix Awards for the content appearing on Seminole Vision screens, which was voted tops in the nation among all universities by members of the NFL, NBA, MLB, NHL and other In-Game Entertainment professionals. Over the last few years alone, the Seminole Production's staff has won over 100 National Awards including Aurora's, Telly's, and Communicator's and even three Emmy Nominations. The Mike Martin Show and Jim Garbarino have been recognized for excellence multiple times in the shows' production.



Eric Lualen with head coach Mike Martin
Voice of Seminole Baseball

SEMINOLE PRODUCTIONS STAFF



Mark Rodin
Executive Director



Jim Garbarino
Associate Director



D.D. Garbarino
Senior Producer



Jerry Tootle
Senior Producer



Eric Frey
Live Event Coordinator



Greg Christopher
Mike Martin Show
Producer





JOSE BRIZUELA

JOSH DELPH

2014 SCHEDULE

Fri	2/14	Niagara	4:00 p.m.	Tue	4/8	Florida	6:00 p.m.
Sat	2/15	Niagara	2:00 p.m.	Fri	4/11	at Georgia Tech*	7:30 p.m.
Sun	2/16	Niagara	11:30 a.m.	Sat	4/12	at Georgia Tech*	2:00 p.m.
Tue	2/18	at Jacksonville	4:00 p.m.	Sun	4/13	at Georgia Tech*	1:00 p.m.
Fri	2/21	Georgia	4:00 p.m.	Tue	4/15	Jacksonville	6:00 p.m.
Sat	2/22	Georgia	2:00 p.m.	Fri	4/18	at Wake Forest*	6:00 p.m.
Sun	2/23	Georgia	1:00 p.m.	Sat	4/19	at Wake Forest*	4:00 p.m.
Tue	2/25	vs. New York Yankees#	1:05 p.m.	Sun	4/20	at Wake Forest*	1:00 p.m.
Fri	2/28	Miami	4:00 p.m.	Tue	4/22	Stetson	6:00 p.m.
Sat	3/1	Miami	2:00 p.m.	Wed	4/23	Stetson	4:00 p.m.
Sun	3/2	Miami	1:00 p.m.	Fri	4/25	Virginia*	6:00 p.m.
Tue	3/4	at USF	7:00 p.m.	Sat	4/26	Virginia*	6:00 p.m.
Wed	3/5	at USF	3:00 p.m.	Sun	4/27	Virginia*	1:00 p.m.
Fri	3/7	Maryland*	6:00 p.m.	Fri	5/2	Minnesota	6:00 p.m.
Sat	3/8	Maryland*	2:00 p.m.	Sat	5/3	Minnesota	6:00 p.m.
Sun	3/9	Maryland*	1:00 p.m.	Sun	5/4	Minnesota	1:00 p.m.
Tue	3/11	at UCF	6:30 p.m.	Tue	5/6	at Stetson	6:30 p.m.
Wed	3/12	at UCF	4:00 p.m.	Fri	5/9	at North Carolina*	7:00 p.m.
Fri	3/14	NC State*	6:00 p.m.	Sat	5/10	at North Carolina*	1:00 p.m.
Sat	3/15	NC State*	6:00 p.m.	Sun	5/11	at North Carolina*	1:00 p.m.
Sun	3/16	NC State*	1:00 p.m.	Thu	5/15	Duke*	6:00 p.m.
Tue	3/18	at Florida	7:00 p.m.	Fri	5/16	Duke*	6:00 p.m.
Fri	3/21	at Clemson*	6:30 p.m.	Sat	5/17	Duke*	1:00 p.m.
Sat	3/22	at Clemson*	6:30 p.m.	Tue-Sun	5/20-25	at ACC Tournament%	TBA
Sun	3/23	at Clemson*	1:00 p.m.	Fri-Mon	5/30-6/2	at NCAA Regional	TBA
Tue	3/25	vs. Florida^	6:00 p.m.	Fri-Mon	6/6-9	at NCAA Super Regional	TBA
Fri	3/28	at Boston College*	2:30 p.m.	Sat-Wed	6/14-24/25	at College World Series	TBA
Sat	3/29	at Boston College*	1:30 p.m.				
Sun	3/30	at Boston College*	1:00 p.m.				
Tue	4/1	Florida Gulf Coast	6:00 p.m.				
Fri	4/4	Notre Dame*	6:00 p.m.				
Sat	4/5	Notre Dame*	6:00 p.m.				
Sun	4/6	Notre Dame*	12:00 p.m.				

Home games in **bold**; *-ACC game;
 #-Steinbrenner Field (Tampa, Fla.);
 ^-Baseball Grounds (Jacksonville, Fla.);
 %-NewBridge Bank Park (Greensboro, N.C.);
 All dates and times (ET) subject to change.



JOHN NOGOWSKI



JOHN SANSONE



MIKE COMPTON