

# TEAM & INDIVIDUAL RECORDS



## Team Records

### GAMES

#### Games Played

Most in Season ..... 84, 1984  
 Fewest in Season ..... 17, 1948

### Victories

Most in Season ..... 61, 1986 (61-13)  
 Fewest in Season ..... 9, 1948 (9-8)

### Winning Percentage

Highest in Season ..... .854, 1968 (35-6)  
 Lowest in Season ..... .529, 1948 (9-8)



Ryan Barthelemy

### Winning Streak

Longest ..... 25, 2002 (4/17-6/7)

### Losing Streak

Longest in Season ..... 6, 1999 (4/17-30)

### Attendance

Single Home Game ..... 6,524 vs. Texas, 2003  
 3-game Series ..... 17,811 vs. Miami, 1991  
 2-game Series ..... 12,662 vs. Texas, 2003  
 Single Season ..... 131,223, 2003 (404 dates)  
 Single Season, all games ..... 276,550, 1999  
 (72 dates, World Series included)

### Shutouts

Fewest Times in Season ..... 0, 1985  
 (82 games) and other years with fewer games;  
 last time 2003 (68 games)  
 Most Times in Season ..... 5, 1974, 1992 and 1994  
 Longest Streak Without ..... 336, 1984-1988  
 Most Recorded in Season ..... 15, 1970 (59 games)  
 and 1975 (59 games)  
 Most Consecutive in Season ..... 4, 1970 and 1973  
 Most Consecutive Scoreless Innings ..... 40, 1973

### Extra Inning Games

Most in Season ..... 7, 1995  
 Longest Game ..... 17 innings vs. Miami, 2000 (4/7)

### BATTING At Bats

Most in Game ..... 61 vs. Georgia State, 1992;  
 vs. Miami, 2000 (4/7)  
 Both Teams ..... 125 vs. Miami, 2000 (4/7) (FS 61, UM 64)  
 Most in Season ..... 2,872, 1985 (82 games)  
 Fewest in Season ..... 752, 1951 (18 games)  
 Most Plate Appearances in Inning ..... 21 vs. Georgia State,  
 1992

### Runs

Most in Inning ..... 16, vs. Cleveland State, 1982;  
 vs. Georgia State, 1992  
 Most in Game ..... 36, vs. Georgia State, 1992  
 Most Allowed in Game ..... 24, Clemson, 1959  
 Most Combined .. 43, vs. Georgia State, 1992 (FS 36, GS 7)  
 Largest Winning Margin .. 34, vs. Marshall, 1996 (34-0) 2/4  
 Largest Losing Margin ... 22, vs. Clemson, 1959 (C 24, FS 2)  
 Most in Season ..... 752, 1982



Most Allowed in Season ..... 464, 1984  
 Fewest in Season ..... 101, 1948 (17 games)  
 Fewest Allowed in Season ..... 72, 1952 (21 games)

**Hits**

Most in Inning ..... 15, vs. Georgia State, 1992  
 Most Allowed in Inning ..... 8, South Florida, 1974;  
 Cincinnati, 1991  
 Most Consecutive Hits ..... 8, vs. Marshall, 2/4/96, 34-0  
 Most in Game ..... 36, vs. Georgia State, 1992 (5/15)  
 Most Allowed in Game ..... 23, Nevada-Las Vegas, 1978  
 Most in Season ..... 947, 1985 (82 games)  
 Most Allowed in Season ..... 756, 1984 (84 games)  
 Fewest in Season ..... 186, 1952 (21 games)  
 Fewest Allowed in Season ..... 130, 1952 (21 games)

**Doubles**

Most in Game ..... 9 vs. Duke, 2000 (3/10)  
 Most Allowed in Game ..... 6, several times  
 Most Combined ..... 11 vs. FAMU 2002 (FS 7, FAMU 4)  
 Most in Season ..... 182, 1990 (72 games)  
 Most Allowed in Season ..... 133, 1984 (84 games)  
 Fewest in Season ..... 24, 1951 (18 games)  
 Fewest Allowed in Season ..... 19, 1951 (18 games)

**Triples**

Most in Game ..... 5 vs. Western Kentucky, 1968;  
 vs. Georgia State, 1982  
 Most Allowed in Game ..... 3, several times  
 Most Combined ..... 5, vs. Western Kentucky, 1968  
 (FS 5, WK 0); vs. Georgia State, 1982 (FS 5, GS 0)  
 Most in Season ..... 35, 1969 (52 games) and 1972 (68 games)

**Home Runs**

Most in Game .... 9, vs. Maryland, 1999 (5/9, FS 26, MD 2);  
 vs. Maryland, 1997 (4/27, FS 27, MD 2)  
 Most Allowed in Game ..... 6, Southern Miss, 1986  
 Most Combined .. 9, vs. Cincinnati, 1991 (5/12, FS 6, UC 3)  
 Most in Season ..... 146, 1985 (82 games)  
 Most Allowed in Season ..... 82, 1984 (84 games)  
 Fewest in Season ..... 3, 1954 (21 games)  
 Fewest Allowed in Season ..... 4, 1951 (18 games)  
 Most Grandslams ..... 8, 1996 (69 games)  
 Most Grandslams in a Game\* ..... 3, at Maryland,  
 April 27, 1997

*\*NCAA Record*

**Total Bases**

Most in Game ..... 54, vs. Georgia State, 1992  
 Most Combined ..... 75, vs. Georgia State, 1982 (FS 51, GS 24)  
 Most in Season ..... 1,580, 1985 (82 games)  
 Fewest in Season ..... 250, 1952 (21 games)

**Slugging Percentage**

Highest in Season ..... .568, 1982 (74 games)

**Runs Batted In**

Most in Game ..... 34, vs. Georgia State, 1992  
 Most Combined .. 40, vs. Georgia State, 1992 (FS 34, GS 6)  
 Most in Season ..... 698, 1985 (82 games)

**Base on Balls**

Most in Game ..... 20, vs. Cleveland State, 1982  
 Most Allowed ..... 18, Stetson, 1976  
 Most Combined .... 26, vs. Valdosta State, 1980 (FS 10, VS 16)  
 Most in Season ..... 555, 1984  
 Most Allowed in Season ..... 340, 1972 (68 games)  
 Fewest in Season ..... 93, 1955 (22 games)

**Hit By Pitch**

Most in Season ..... 97, 2001 (66 games)

**Strikeouts**

Most in Game ..... 18, vs. Georgia, 1968  
 Most Combined .. 33, vs. Miami, 2000 (4/7) (FS 11, UM 22)  
 Most in Season ..... 520, 1984 (84 games)  
 Fewest in Season ..... 93, 1955 (22 games)

**Batting Average**

Highest in Season ..... .337, 1980 (63 games)  
 Highest Allowed in Season ..... .281, 1980 (63 games)  
 Lowest in Season ..... .237, 1967 (46 games)  
 Lowest Allowed in Season ..... .186, 1970 (59 games)

**Stolen Bases**

Most in Game ..... 11 vs. Stetson, 1957;  
 vs. Richmond, 1986; vs. Virginia, 1994  
 Most Allowed in Game ..... 13, Stetson, 1973  
 Most Combined ..... 13, vs. Stetson, 1973 (FS 0, S 13)  
 Most in Season ..... 232, 1987 (73 games)  
 Most Allowed in Season ..... 98, 1984 (84 games)  
 Fewest in Season ..... 20, 1954 (21 games)  
 Fewest Allowed in Season ..... 7, 1962 (28 games)  
 and 1968 (41 games)


**DEFENSE**

**Putouts**

Most in Season ..... 2,212, 1984 (84 games)

**Assists**

Most in Season ..... 1,126, 1984 (84 games)  
 Fewest in Season ..... 226, 1960 (22 games)



*Richie Lewis*

### Errors

Most in Game ..... 9, vs. Valdosta State, 1988  
 Most in Game by Opponent ..... 8, several times,  
 latest Miami (April 17, 1996)  
 Most Combined ... 12, vs. Georgia State, 1984 (FS 4, GS 8);  
 vs. Valdosta State, 1988 (FS 9, VS 3);  
 Virginia Tech, 1990 (5/10, FS 4, VT 8)  
 Most in Season ..... 167, 1984 (84 games)  
 Most by Opponent in Season ..... 184, 1984 (84 games)

### Fielding Average

Highest in Season ..... .973, 1994 (75 games)  
 Lowest in Season ..... .915, 1959 (33 games)

### Double Plays

Most in Game ..... 5, vs. Miami, 1995 (6/4)  
 Most in Season ..... 95, 1984 (84 games)

### PITCHING

#### Pitching Appearances

Most in Game ..... 8, vs. Miami, 2000 (4/7)  
 Most in Season ..... 260, 2000 (72 games)

#### Complete Games

Most in Season ..... 27, 1969 (52 games)

#### Innings Pitched

Most in Season ..... 738, 1984 (84 games)  
 Most by Opponent ..... 717, 1984 (84 games)

#### Saves

Most in Season ..... 29, 1990 (72 games)

#### No-Hitters


Most in Season ..... 2, 1968 (41 games)

#### One-Hitters

Most in Season ..... 6, 1970 (59 games)

#### Two-Hitters

Most in Season ... 6, 1970 (59 games) and 1976 (56 games)



Tim Davis

### Earned Runs

Most Allowed in Season ..... 367, 1984 (84 games)

### Earned Run Average

Highest in Season ..... 4.48, 1984 (84 games)  
 Lowest in Season ..... 1.49, 1970 (59 games)

### Strikeouts

Most Recorded in Game ..... 25, vs. Furman, 1956  
 Most Recorded in Season ..... 718, 1986 (74 games)  
 Fewest Recorded in Season ..... 126, 1954 (21 games)

## Individual Records

### GAMES

#### Games Played

Most in Season ..... 84, Paul Sorrento, 1984;  
 Frank Fazzini, 1984  
 Most in Career ..... 279, Mike Yastrzemski, 1980-83;  
 Barry Blackwell, 1985-88  
 Consecutively in Season ..... 84, Paul Sorrento, 1984  
 Consecutively in Career ..... 235, Link Jarrett, 1991-94

### BATTING

#### Batting Average

Highest in Season .... (0-125 at bats) .436, Bob Clem, 1959;  
 (126-199 at bats) .436, John-Ford Griffin, 1999;  
 (200-250 at bats) .455, J.D. Drew, 1997;  
 (250+ at bats) .450 John-Ford Griffin,  
 2001; .419, Marshall McDougall, 1999  
 Highest in Career ..... (100-600 at bats) .410, Bob Clem, 1959-60;  
 (600+ at bats) .391, J.D. Drew, 1995-97;  
 .427 John-Ford Griffin, 1999-01

#### Slugging Percentage

Highest in Season .961, J.D. Drew, 1997 (224 TB/233 AB)  
 Highest in Career .789, J.D. Drew, 1995-97 (539 TB/683 AB)

#### At Bats

Most in Game ..... 9, Karl Jernigan vs. Miami, 2000 (4/7)  
 Most in Season ..... 357, Luis Alicea, 1985  
 Most in Career ..... 989, Link Jarrett, 1991-94

#### Runs Scored

Most in Game ..... 6, Mark Gilbert vs. Ohio State, 1978;  
 Luis Alicea vs. Georgia State, 1984;  
 Marshall McDougall vs. Maryland (5/9/99)  
 Most in Season ..... 110, J.D. Drew, 1997  
 Most in Career ..... 285, Jeff Ledbetter, 1979-82

#### Hits


Most in Inning ..... 2, many players, last by Tony Richie  
 at Maryland, (5/11/03)  
 Most in Game . 7, Marshall McDougall vs. Maryland (5/9/99)  
 Most in Season ..... 137, Frank Fazzini, 1985  
 Most in Career ..... 335, Jeff Ledbetter, 1979-82  
 Most Consecutive Hits ..... 10, Brian Cox, 1998 (5/21-5/23)

#### Most Consecutive

Times on Base ..... 13, Paul Sorrento, 1985  
 Hitting Streak ..... 34, J.D. Drew, 1997

#### Doubles

Most in Game ... 4, Marshall McDougall vs. NC State, 2000 (4/30)  
 Joe Licata vs. Georgia State, 1981  
 Most in Season ..... 36, Jeremy Morris, 1996  
 Most in Career ..... 78, Jeremy Morris, 1994-97;  
 John-Ford Griffin (1999-2001)



**Triples**

Most in Game ..... 2, by 11 players, latest Jeremy Morris vs. Wake Forest, 1997  
 Most in Season ..... 9, Dick Gold, 1969; Luis Alicea, 1985  
 Most in Career ..... 19, Luis Alicea, 1984-86

**Home Runs**

Most in Game ... 6, Marshall McDougall vs. Maryland, 1999  
 Most in Season ..... 42, Jeff Ledbetter, 1982  
 Most in Season by a Freshman ..... 22, Matt Diaz, 1998  
 Most in Career ..... 97, Jeff Ledbetter, 1979-82  
 Grandslams in Game ..... 2, Craig Patterson vs. Wright State, 1979  
 Grandslams in Season ..... 3, J.D. Drew and Jeremy Morris, 1997  
 Grandslams in Career ..... 6, J.D. Drew, 1995-97 and Jeremy Morris, 1994-97

**Runs Batted In**

Most in Game ..... 16, Marshall McDougall vs. Maryland (5/9/99)  
 Most in Season ..... 124, Jeff Ledbetter, 1982  
 Most in Career ..... 346, Jeff Ledbetter, 1979-82

**Total Bases**

Most in Game ..... 25, Marshall McDougall vs. Maryland (5/9/99)  
 Most in Season ..... 273, Jeff Ledbetter, 1982  
 Most in Career ..... 704, Jeff Ledbetter, 1979-82

**Stolen Bases**

Most in Game ..... 6, Chip Bifano vs. Kearney State, 1977  
 Most in Season ..... 51, Edwin Alicea, 1988  
 Most in Career ..... 98, Jose Marzan, 1984-87

**Hit by Pitches**

Most in Game ..... 3, Mark Barineau, 1982; Karl Jernigan vs. St. Joseph's (3/6/01)  
 Most in Season ..... 24, Jose Zabala, 1997  
 Most in Career ..... 61, Karl Jernigan, 1998-2001

**Base on Balls**

Most in Game ..... 5, five players, most recently by Stephen Drew vs. Siena, 2003  
 Most in Season ..... 84, J.D. Drew, 1997  
 Most in Career ..... 195, Paul Sorrento, 1984-86

**Strikeouts**

Most in Game ... 5, Dick Nichols vs. Georgia Southern, 1970; Dick Nichols vs. Southern Cal, 1970; Ed Fulton vs. South Florida, 1986; Nick Rogers vs. Miami, 2002  
 Most in Season .. 74, Frank Fazzini, 1984; Kenny Felder, 1991  
 Most in Career ..... 184, Ty Mueller, 1989-93

Toughest to Strikeout in a Season (75 AB Min.) ..... 1, Billy "Cooter" Mills, 1954

**DEFENSE**

**Putouts**

Most in Season ..... 659, Doug Mientkiewicz, 1994  
 Most in Career ..... 1,595, Pedro Grifol, 1989-91

**Assists**

Most in Season ..... 261, Brooks Badeaux, 1998  
 Most in Career ..... 802, Link Jarrett, 1991-94


**PITCHING**

**Pitching Appearances**

Most in Season ..... 41, Bruce Tanner, 1983  
 Most in Career ..... 127, Daniel Hodges, 2000-03

**Starts**

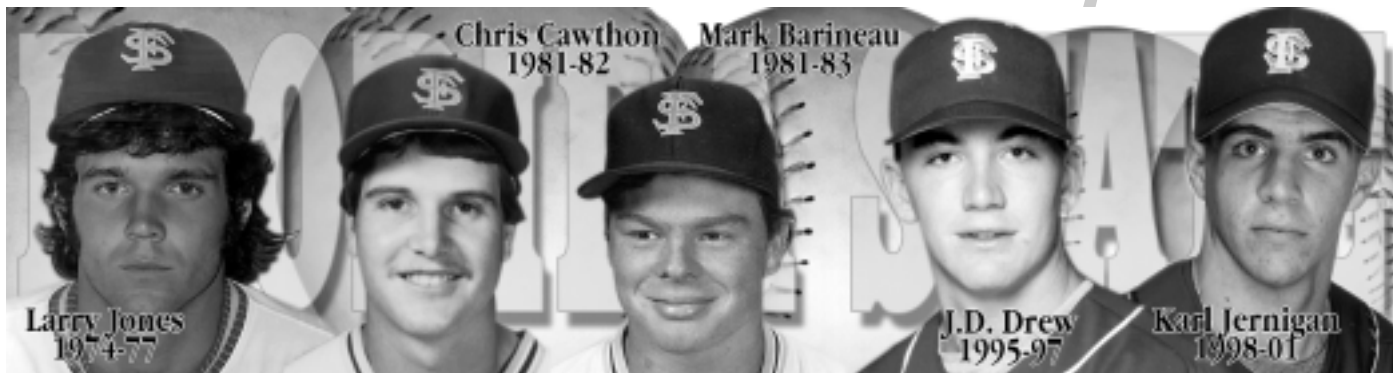
Most in Season ..... 24, Mike Loynd, 1986  
 Most in Career ..... 127, Daniel Hodges, 2000-03



*Matt Diaz*



# CAREER & SEASON Top 10



## CAREER BATTING Games Played

279	Mike Yastrzemski	1980-83
276	Link Jarrett	1991-94
	Chris Brock	1989-92
272	Jeremy Morris	1994-97
269	Jose Marzan	1984-87
266	Jimmy Jones	1982-85
264	Rick Figueredo	1980-83
262	Jeff Ledbetter	1979-82
261	Scott Zech	1994-97
260	Ryan Barthelemy	1999-02
	Mike Futrell	1999-02

## At Bats

989	Link Jarrett	1991-94
978	Jose Marzan	1984-87
970	Luis Alicea	1984-86
968	Jeff Ledbetter	1979-82

948	Ryan Barthelemy	1999-02
944	Mike Yastrzemski	1980-83
938	Brooks Badeaux	1995-98
899	Jeremy Morris	1994-97
884	Frank Fazzini	1983-85
884	Rick Figueredo	1980-83

## Runs

285	Jeff Ledbetter	1979-82
268	Luis Alicea	1984-86
261	Frank Fazzini	1983-85

256	Brooks Badeaux	1995-98
254	J.D. Drew	1995-97
244	Jose Marzan	1984-87
	Mike Yastrzemski	1980-83
	Mike Fuentes	1978-81
229	Scott Zech	1994-97
222	Jeremy Morris	1994-97

## Hits

335	Jeff Ledbetter	1979-82
331	Luis Alicea	1984-86
326	Frank Fazzini	1983-85
321	Ryan Barthelemy	1999-02
305	Jose Marzan	1984-87
302	Jeremy Morris	1994-97
292	John-Ford Griffin	1999-01
289	Rick Figueredo	1980-83
281	Mike Fuentes	1978-81
280	Brooks Badeaux	1995-98
	Paul Sorrento	1984-86

## Doubles

78	John-Ford Griffin	1999-01
	Jeremy Morris	1994-97
67	Ryan Barthelemy	1999-02
65	Link Jarrett	1991-94
62	Mike Yastrzemski	1980-83
	Jeff Ledbetter	1979-82
59	Jose Marzan	1984-87
58	Tony Richie	2001-03
57	Pedro Grifol	1989-91
	Don DeLoach	1978-81

## Triples


19	Luis Alicea	1984-86
14	Mickey Lopez	1993-95
13	J.D. Drew	1995-97
12	Stephen Drew	2002-03
	Jeremy Morris	1994-97
	Randy Hodges	1992-95
	Jose Marzan	1984-87
	Mike Yastrzemski	1980-83
11	Mark Barineau	1981-83
	Dick Howser	1956-58

## Home Runs

97	Jeff Ledbetter	1979-82
79	Frank Fazzini	1983-85
69*	J.D. Drew	1995-97
64	Mike Fuentes	1978-81
50	Ryan Barthelemy	1999-02
48	Paul Sorrento	1984-86

## THE 2000 USA BASEBALL OLYMPIC TEAM

Since baseball was officially given Olympic medal-sport status in 1992, the best finish prior to 2000 for the USA Baseball Olympic Team was a bronze medal at the 1996 Olympic Games. With the first time inclusions of professional players and wooden bats, all of that changed when the 2000 USA Baseball Olympic Team clinched the gold by beating Cuba 4-0 in the championship game. Former Seminole and current Minnesota Twin first baseman **Doug Mientkiewicz** played a huge role in the team's success in Sydney. Mientkiewicz hit a grand slam in the eighth inning lifting Team USA past Korea, 4-0, in pool play. The Miami native then belted a game-winning home run in the bottom of the ninth to give Team USA a 3-2 victory and a spot in the gold medal game against Cuba. Mientkiewicz was a two-time All-American at Florida State (1993 and '94) and has played with the Twins since 1998.



46	Jeremy Morris	1994-97
45	Ed Fulton	1985-87
43	Marshall McDougall	1999-00
	Matt Diaz	1998-99

\*ACC Record

### Runs Batted In

346	Jeff Ledbetter	1979-82
273*	Jeremy Morris	1994-97
270	Frank Fazzini	1983-85
261	Ryan Barthelemy	1999-02
257	J.D. Drew	1995-97
234	Mike Fuentes	1978-81
223	Mike Yastrzemski	1980-83
222	Paul Sorrento	1984-86
198	Jimmy Jones	1982-85
193	Luis Alicea	1984-86

\*ACC Record

### Total Bases

704	Jeff Ledbetter	1979-82
631	Frank Fazzini	1983-85
558	Ryan Barthelemy	1999-02
542	Jeremy Morris	1994-97



John-Ford Griffin

539	J.D. Drew	1995-97
521	Mike Fuentes	1978-81
493	Jose Marzan	1984-87
492	Luis Alicea	1984-86
487	Paul Sorrento	1984-86
484	Mike Yastrzemski	1980-83

### Stolen Bases

98	Jose Marzan	1984-87
95	Marc Ronan	1988-90
91	Allen Bevis	1989-92
90	Edwin Alicea	1987-88
87	Brett Groves	1998-01
82	Scott Zech	1994-97
	Mickey Lopez	1993-95
80	Mark Barineau	1981-83
71	Luis Alicea	1984-86
66	Karl Jernigan	1998-01
	Eric Mangham	1984-86

### Walks

203	Brooks Badeaux	1995-98
195	Paul Sorrento	1984-86
177	Jeff Ledbetter	1979-82
175	J.D. Drew	1995-97
174	Doug Mientkiewicz	1993-95
174	Mike Yastrzemski	1980-83
161	Jose Marzan	1984-87
160	Ed Fulton	1985-87
157	Mark Barineau	1981-83
156	Jimmy Jones	1982-85

### Strikeouts

184	Ty Mueller	1989, 1991-93
175	Jeremy Morris	1994-97
171	Mike Futrell	1999-02
169	Frank Fazzini	1983-85
168	Scott Zech	1994-97
162	Brett Groves	1998-01
161	Kevin Cash	1997-99
159	Karl Jernigan	1998-01
157	Jeremy Salazar	1995-98
148	Brooks Badeaux	1995-98
	Randy Hodges	1992-95
	Barry Blackwell	1985-88

### Total Sacrifices

35	Mike Martin, Jr.	1993-95
34	Barry Blackwell	1985-88
33	Jose Marzan	1984-87
32	Brooks Badeaux	1995-98
31	Jose Zabala	1995-98
30	Scott Zech	1994-97
30	Randy Hodges	1992-95
26	Link Jarrett	1991-94
24	Luis Alicea	1984-86
23	Ryan Barthelemy	1999-02

### Hit by Pitch

61	Karl Jernigan	1998-01
46	Jose Zabala	1995-98
41	Brett Groves	1998-00
37	Bryan Zech	2001-03
32	Mark Barineau	1981-83
29	Scott Zech	1994-97
28	Jerrold Brown	2002-03
25	Blair McCaleb	2000-02
24	Ryan Barthelemy	1999-02
23	J.D. Drew	1995-97
	Barry Blackwell	1985-89

### Batting Average

(500+ AB)

.427	John-Ford Griffin	1999-01
.410	Bob Clem	1959-60

.393	Blane McDonald	1978
.391	J.D. Drew	1995-97
.384	Matt Diaz	1998-99
.383	Marshall McDougall	1999-00
.379	Gary Sprague	1966
.378	Bien Figueroa	1985-86
.374	Mike Fuentes	1978-81
.373	Craig Patterson	1978-79

### Batting Average

(300-499 AB)

.427	Buddy Cribb	1988-90
.407	Bob Benda	1976-78
.377	Tom Rosa	1972-73
.376	Craig Patterson	1978-79
.360	Stephen Drew	2002-03
.357	Mark Lacy	1981-82
.354	Brian Cox	1997-98
.352	Terry Kennedy	1975-77
.350	Kenny Felder	1990-92
	Rob Bargas	1989-90

### Batting Average

(50-299 AB)

.475	Steve Taddeo	1986-87
.445	Jim Sherrill	1972-73
.402	Stephen Drew	2002
.393	Tom Cook	1968
.386	Jim McArdle	1976-77
.377	Kevin Rigby	1978
.372	Jim Weaver	1980
	Doug Casey	1978-79
.371	Eddy Martinez-Esteve	2003
.366	Joel Hicks	1976-77

### Slugging Percentage

(500+ AB)

.789	J.D. Drew	1995-97
.779	Jim Weaver	1980
.727	Jeff Ledbetter	1979-82
.714	Frank Fazzini	1983-85
.708	Marshall McDougall	1999-00
.700	Matt Diaz	1998-99
.693	Mike Fuentes	1978-81
.686	John-Ford Griffin	1999-01
.677	Mark Lacy	1981-82
.655	Stephen Drew	2002-03

### Slugging Percentage

(300-499 AB)


.748	Buddy Cribb	1988-90
.684	Mark Lacy	1981-82
.666	Brad Parker	1988-90
.659	Terry Kennedy	1975-77
.655	Stephen Drew	2002-03
.623	Kenny Felder	1990-92
.622	Chris Cawthon	1981-82
.606	Bob Benda	1976-78
.585	Brian Cox	1997-98
.548	Craig Patterson	1978-79
.542	Dave Mobley	1976-79

### Slugging Percentage

(50-299 AB)

.696	Tim Sherrill	1972-73
.678	Steve Taddeo	1986-87
.667	Joel Hicks	1976-77
.640	Mark Coulter	1976-77
.635	Scooby Morgan	1994-96
.620	Daniel Wardell	2003
.608	Eddy Martinez-Esteve	2003
.593	Sam Scott	1999
.590	Jim Lyttle	1966
.585	Joe Licata	1981





**CAREER PITCHING**

**Appearances**

127	Daniel Hodges	2000-03
116	Zach Diaz	1996-99
113	Ricky Kimball	1988-91
109	Chris Chavez	1996-99
98	Mike DiBlasi	1997-00
97	Chris Roberts	1990-92
91	Chris Ginn	1998-01
90	Doug Little	1983-86
87	Chuck Howell	1994-97
86	Richie Lewis	1985-87

**Career Starts**

78	Doug Little	1983-86
75	Blair Varnes	1999-02
62	Matt Lynch	2000-03
58	Mike Loynd	1983-86
55	Jon McDonald	1998-00
52	Jonathan Johnson	1993-95
	Roger Bailey	1990-92
46	Jeff Gray	1981-84
42	Chris Roberts	1990-92
40	Randy Choate	1995-97
	Paul Wilson	1992-94
	Richie Lewis	1985-87

**Relief Appearances**

127	Daniel Hodges	2000-03
111	Zach Diaz	1996-99
98	Mike DiBlasi	1997-00
92	Ricky Kimball	1988-91
86	Chris Ginn	1998-01
85	Chris Chavez	1996-99
75	Philip Olson	1993-95
70	Chris Whidden	1999-00, 02-03
	John Nedeau	1990-93
68	Doug Treadway	1983-84

**Complete Games**

22	Doug Little	1983-86
16	Richie Lewis	1985-87
15	Paul Wilson	1992-94
14	Dick Wiggins	1979-80
12	Jonathan Johnson	1993-95
	Rick Hatcher	1979-81
	Jim Riley	1978-79
	Brooks Carey	1978
11	Gar Finnvoid	1989-90
10	Randy Choate	1995-97
	George Lott	1969
	Gene Ammann	1968-69

**Innings Pitched**

549.0	Doug Little	1983-86
446.0	Blair Varnes	1999-02
398.1	Matt Lynch	2000-03
395.2	Mike Loynd	1983-86
382.2	Richie Lewis	1985-87

363.1	Jonathan Johnson	1993-95
338.0	Jon McDonald	1998-00
	Jeff Gray	1981-84
333.0	Roger Bailey	1990-92
305.1	Randy Choate	1995-97

**Strikeouts**

520	Richie Lewis	1985-87
417	Mike Loynd	1983-86
391	Jonathan Johnson	1993-95
370	Doug Little	1983-86
334	Matt Lynch	2000-03
326	Blair Varnes	1999-02
320	Jon McDonald	1998-00
312	Chris Chavez	1996-99
307	Ricky Kimball	1988-91
299	Paul Wilson	1992-94

**Walks**

232	Richie Lewis	1985-87
178	Doug Little	1983-86
173	Mike Loynd	1983-86
162	Jonathan Johnson	1993-95
161	Chris Chavez	1996-99
156	Jon McDonald	1998-00
136	Roger Bailey	1990-92
132	Matt Lynch	2000-03
123	Steve Gelmine	1982-85
121	David Smalley	1980-83

**Hits Allowed**

533	Doug Little	1983-86
464	Blair Varnes	1999-02
416	Matt Lynch	2000-03
351	Jeff Gray	1981-84
348	Mike Loynd	1983-86
319	Jon McDonald	1998-00
317	Roger Bailey	1990-92
280	Richie Lewis	1985-87
276	Jonathan Johnson	1993-95
273	Randy Choate	1995-97

**Runs Allowed**

287	Doug Little	1983-86
232	Blair Varnes	1999-02
197	Matt Lynch	2000-03
	Mike Loynd	1983-86
193	Jeff Gray	1981-84
188	Jon McDonald	1998-00
181	Richie Lewis	1985-87
148	Roger Bailey	1990-92
138	Chris Chavez	1996-99
134	Randy Choate	1995-97
	David Smalley	1980-83

**Earned Runs Allowed**

212	Doug Little	1983-86
193	Blair Varnes	1999-02
156	Matt Lynch	2000-03

151	Mike Loynd	1983-86
148	Jon McDonald	1998-00
144	Jeff Gray	1981-84
136	Richie Lewis	1985-87
121	Roger Bailey	1990-92
117	Chris Chavez	1996-99
110	Randy Choate	1995-97

**Wins**

49	Doug Little	1983-86
45	Mike Loynd	1983-86
42	Matt Lynch	2000-03
41	Blair Varnes	1999-02
38	Richie Lewis	1985-87
35	Roger Bailey	1990-92
34	Jonathan Johnson	1993-95
31	Jon McDonald	1998-00
29	Randy Choate	1995-97
28	Jeff Gray	1981-84

**Saves**

32	Ricky Kimball	1988-91
31	Daniel Hodges	2000-03
18	Mac Scarce	1970-71
16	Mike DiBlasi	1997-00
15	Philip Olson	1993-95
13	Chris Chavez	1996-99
12	Brad Gregory	1989-90
11	Justin Lord	2001
	Richie Lewis	1985-87
	Doug Treadway	1983-84

**Losses**

18	Doug Little	1983-86
13	Jeff Gray	1981-84
12	Jon McDonald	1998-00
	Richie Lewis	1985-87
	Martin Howell	1962-64
11	Paul Wilson	1992-94
10	Blair Varnes	1999-02
	Chris Chavez	1996-99
	Bryan Harris	1991-93
	Ray Revak	1984-85
	Mike Loynd	1983-86

**Shutouts**

6	Paul Wilson	1992-94
4	Jonathan Johnson	1993-95
4	Chris Pollack	1986-87
4	Doug Little	1983-86
3	Matt Lynch	2000-03
	Chris Roberts	1990-92
	Clyde Keller	1988-89
	Ray Revak	1984-85
	Dick Wiggins	1979-80
2	11 tied with 2	

**Home Runs Allowed**

49	Doug Little	1983-86
41	Jeff Gray	1981-84



38	Matt Lynch	2000-03
37	Richie Lewis	1985-87
34	Blair Varnes	1999-02
32	Mike Loynd	1983-86
31	Chuck Howell	1994-97
25	Jon McDonald	1998-00
23	Ray Retak	1984-85
	David Smalley	1980-83

**ERA**  
(200+ IP)

1.43	Gene Ammann	1968-70
1.79	Wayne Vincent	1966-68
1.88	Marv Stringfellow	1965-67
2.18	Jonathan Johnson	1993-95
2.25	Danny O'Brien	1973-75
2.37	Paul Wilson	1992-94
2.40	Larry Jones	1974-77
2.58	Bill Fuller	1970-73
2.56	Daniel Hodges	2000-03
2.70	Gar Finnvoid	1989-90


**ERA**  
(100-199 IP)

0.93	Pat Osburn	1970
1.27	Steve Mastin	1968
2.10	John Nedeau	1990-93
2.37	Mike Slade	1968-70
2.64	Terry Farmer	1973-74
2.65	David Yocum	1994-95
2.69	Tim Davis	1991-92
2.76	Jackie Smith	1976-77
2.76	Dave Price	1971-73
2.79	Lin Garrett	1967-68

**ERA**  
(50-99 IP)

1.30	Mac Scarce	1970-71
1.30	Craig Skok	1968-69
1.60	John Ferguson	1969-70
1.79	Tom Henson	1969-70
1.83	George Lott	1968-69
1.88	Mike Reibling	1967-69
2.05	Carl Gromek	1969-70
2.08	Barry McQueen	1971
2.21	LaDon Boyd	1967
2.26	Mike Davis	1995

Stephen Drew



**SEASON BATTING**  
**Games Played**

84	Paul Sorrento	1984
	Frank Fazzini	1984
82	Luis Alicea	1985
	Luis Alicea	1984
81	Frank Fazzini	1985
	Eric Mangham	1985
80	Bien Figuero	1985
78	Paul Sorrento	1985
	Jose Marzan	1984
	Mike Fuentes	1981

**At Bats**

357	Luis Alicea	1985
332	Frank Fazzini	1985
327	Luis Alicea	1984
320	Bien Figueroa	1985
317	Frank Fazzini	1984
312	Jeff Ledbetter	1982
307	Jose Marzan	1986
301	Chris Smith	2000
	Marshall McDougall	1999
	Matt Diaz	1999

**Runs Scored**

110	J.D. Drew	1997
109	Frank Fazzini	1985
105	Jeff Ledbetter	1982
104	Marshall McDougall	1999
102	Bien Figuero	1985
100	Luis Alicea	1985
99	Mark Barineau	1982
97	Jody Reed	1983
94	Luis Alicea	1986
92	Jose Zabala	1998
	Mike Fuentes	1981

**Hits**

137	Frank Fazzini	1985
126	Marshall McDougall	1999
121	John-Ford Griffin	2000
119	Jeff Ledbetter	1982
118	Bien Figueroa	1985
116	Bien Figueroa	1986
	Luis Alicea	1985
114	Matt Diaz	1999
113	John-Ford Griffin	2001
	Chris Smith	2000

**Doubles**

36	Jeremy Morris	1996
33	John-Ford Griffin	2000
30	John-Ford Griffin	2001
29	Don DeLoach	1980
28	Chris Smith	2000
27	Brian Cox	1998
26	Tony Richie	2003
	Tony McQuade	2002
	Marshall McDougall	1999
	Nandy Servano	1991

**Triples**

9	Luis Alicea	1985
	Dick Gold	1969
8	Stephen Drew	2003
	Randy Hodges	1994
	Mark Lacy	1982
7	Dave Moates	1969
6	Jeremy Morris	1997
	Mickey Lopez	1993
	Edwin Alicea	1988
	Luis Alicea	1984
	Mark Barineau	1982
	Ron Cash	1971
	Mike Easom	1969

**Home Runs**

42	Jeff Ledbetter	1982
32	Frank Fazzini	1985
31*	J.D. Drew	1997
29	Frank Fazzini	1984
28	Marshall McDougall	1999
27	Mike Fuentes	1981
26	Chris Cawthon	1982
25	Jeremy Morris	1997
23	Jeff Ledbetter	1981
22+	Matt Diaz	1998
	Paul Sorrento	1986

\*ACC Record +Most by a Freshman

**Runs Batted In**

124	Jeff Ledbetter	1982
118	Frank Fazzini	1985
116*	Jeremy Morris	1997
106	Marshall McDougall	1999
103	Chris Cawthon	1982
100	J.D. Drew	1997
95	Jeff Ledbetter	1981
94	Ryan Barthelemy	2002
	Matt Diaz	1999
	J.D. Drew	1996

\*ACC Record

**Total Bases**

273	Jeff Ledbetter	1982
263	Frank Fazzini	1985
242	Marshall McDougall	1999
224*	J.D. Drew	1997
212	Frank Fazzini	1984
207	Matt Diaz	1999
200	John-Ford Griffin	2001
198	Jeremy Morris	1997
197	Mike Fuentes	1981
195	Brian Cox	1998

\*ACC Record

**Stolen Bases**


51	Edwin Alicea	1988
48	Mark Gilbert	1978
43	Marc Ronan	1989
41	Eric Mangham	1986
39	Edwin Alicea	1987
	Jose Marzan	1987
36	Mark Barineau	1982
34	Brett Groves	2000
	Ronald Lewis	1987
	Marc Ronan	1987

**Walks**

88	Richie Lewis	1987
72	Richie Lewis	1986
	Richie Lewis	1985
69	Roger Bailey	1992
63	Mike Loynd	1985
58	Al Beccaccio	1963
57	Jonathan Johnson	1994
	Mike Loynd	1986
56	Doug Little	1983
55	Gene Ammann	1969

**Strikeouts**

74	Frank Fazzini	1984
	Kenny Felder	1984
72	Kevin Cash	1999
64	Ty Mueller	1991
62	Ty Mueller	1992
61	Kevin Cash	1998
	Matt Diaz	1998
58	Brett Groves	2000
	Matt Diaz	1999
	Walt Sumner	1969



**Total Sacrifices**

19	Mark Barineau	1983
17	Jose Zabala	1998
15	Randy Hodges	1995
14	Mike Martin, Jr.	1994
13	Geoff Sprague	1997
13	Nandy Serrano	1992
12	Bryan Zech	2002
12	Scott Zech	1996
12	Eduardo Perez	1990
12	Jose Marzan	1987

**Hit By Pitch**

24*	Jose Zabala	1997
23	Karl Jernigan	2001
20	Karl Jernigan	2000
15	Bryan Zech	2002
14	Jerrod Brown	2002
	Jerrod Brown	2001
	Bryan Zech	2001
	Matt Diaz	1999
	Jose Zabala	1998
	Kenny Felder	1991
	Mark Barineau	1983

\*ACC Record

**Batting Average (200+ AB)**

.455	J.D. Drew	1997
.450	John-Ford Griffin	2001
.419	Marshall McDougall	1999
.413	Frank Fazzini	1985
.408	Mike Fuentes	1980
.403	John-Ford Griffin	2000
.402	Stephen Drew	2002
.397	Craig Patterson	1979
.393	Brian Cox	1998
	Blane McDonald	1978

**Batting Average (101-199 AB)**

.436	John-Ford Griffin	1999
	Bob Clem	1959
.430	Mike Augustine	1963
.409	Joe Hicks	1976
.404	Ken Suarez	1964
.387	Steve Nedeau	1994
.386	Mike Easom	1968
.384	Mark Lacy	1981
	Tom Cook	1968
.382	Mark Giordano	1987

**Batting Average (50-100 AB)**

.461	Bob Clem	1961
.422	Dick Howser	1956
.414	Riley Seavers	1955
.403	Bob Rosel	1956
.392	Fred Twomey	1955

.392	Jack Dull	1961
.383	Bob Clem	1960
.372	Mike Martin	1961
.368	Cooter Mills	1954
.365	Owen McCarron	1958

**Slugging Percentage (200+ AB)**

.961	J.D. Drew	1997
.875	Jeff Ledbetter	1982
.804	Marshall McDougall	1999
.797	John-Ford Griffin	2001
.792	Jeremy Morris	1997
	Frank Fazzini	1985
.779	Jim Weaver	1980
.770	Fred Twomey	1955
.759	J.D. Drew	1996
.755	Mike Fuentes	1980

**Slugging Percentage (50-199 AB)**

.815	Terry Kennedy	1976
.779	Jim Weaver	1980
.732	Marc Giorando	1987
.723	Jeff Ledbetter	1979
.682	Joe Hicks	1976
.674	Tom Cook	1968
.641	Mark Lacy	1981
.639	Steven Morgan	1996
.620	Daniel Wardell	2003
.617	John-Ford Griffin	1999

**SEASON PITCHING Appearances**

67	Chris Roberts	1990
41	Bruce Tanner	1983
39	Daniel Hodges	2003
37	Doug Treadway	1984
36	Rhett James	2003
	Daniel Hodges	2002
	Chris Chavez	1999
35	Richie Lewis	1985
34	Ricky Kimball	1989
	Doug Treadway	1983

**Games Started**

24	Mike Loynd	1986
23	Doug Little	1984
21	Randy Choate	1996
	Roger Bailey	1992
	Doug Little	1985
20	Matt Lynch	2002
	Blair Varnes	2000
	Mike Zeigler	2000
	Jon McDonald	2000
	Jon McDonald	1999
	Nick Stocks	1999
	Jonathan Johnson	1994

**Relief Appearances**

54	Chris Roberts	1990
41	Bruce Tanner	1983
39	Daniel Hodges	2003
36	Rhett James	2003
	Daniel Hodges	2002
34	Doug Treadway	1985
	Doug Treadway	1984
33	Chris Chavez	1999
31	Ricky Kimball	1989
30	Kevin Lynch	2003
	Kevin Lynch	2002
	Justin Lord	2001
	Chris Whidden	1999
	Richie Lewis	1985

**Complete Games**

12	Brooks Carey	1978
10	Dick Wiggins	1979
10	George Lott	1969
9	Paul Wilson	1994
	Gar Finnvoid	1990
8	Richie Lewis	1986
	Gene Ammann	1969
7	Jonathan Johnson	1995
	Richie Lewis	1987
	Doug Little	1983
	Jim Riley	1978

**Innings**

164.2	Mike Loynd	1986
161.1	Doug Little	1984
151.1	Doug Little	1985
150.0	Randy Choate	1996
	Richie Lewis	1987
143.0	Paul Wilson	1994
139.1	Roger Bailey	1992
136.1	Gar Finnvoid	1990
134.2	Randy Choate	1997
134.1	Gar Finnvoid	1989

**Walks**

88	Richie Lewis	1987
72	Richie Lewis	1986
	Richie Lewis	1985
69	Roger Bailey	1992
63	Mike Loynd	1985
58	Al Beccaccio	1963
57	Jonathan Johnson	1994
	Mike Loynd	1986
56	Doug Little	1983
55	Gene Ammann	1969

**Strikeouts**

223	Mike Loynd	1986
202	Richie Lewis	1986
196	Richie Lewis	1987
161	Paul Wilson	1994
149	Mike Ziegler	2000



142	Tim Davis	1992
139	Nick Stocks	1999
138	John Wasdin	1993
137	Jonathan Johnson	1994
136	Gar Finnvoold	1990

### Hits Allowed

167	Doug Little	1984
137	Doug Little	1986
136	Mike Loynd	1986
135	Doug Little	1985
132	Matt Lynch	2002
129	Randy Choate	1996
127	Roger Bailey	1992
126	Blair Varnes	2000
124	Dick Wiggins	1979
123	Randy Choate	1997

### Runs Allowed

95	Doug Little	1984
81	Doug Little	1986
73	Mike Loynd	1984
67	Richie Lewis	1987
66	Jon McDonald	2000
	Jeff Gray	1984
64	Blair Varnes	2000
63	Randy Choate	1997
	Mike Loynd	1986
	Kevin Smith	1985

### Earned Runs Allowed

79	Doug Little	1984
56	Mike Loynd	1984
	Doug Little	1984
54	Randy Choate	1997
	Ray Revak	1984
53	Jon McDonald	1998
	Jeff Gray	1983
	Clem Freeman	1981
52	Matt Lynch	2002
51	Richie Lewis	1987
	Richie Lewis	1986

### Saves

18	Mac Scarce	1971
12	Daniel Hodges	2003
	Daniel Hodges	2002
11	Justin Lord	2001
	Brad Gregory	1990
9	Eric Roman	2002
	Mike DiBlasi	1999
	Tim Davis	1992
	Ricky Kimball	1990
	Ricky Kimball	1989
	Doug Treadway	1984
	Bruce Tanner	1983

### Wins

20	Mike Loynd	1986
16	Doug Little	1985
15	Randy Choate	1996
15	Roger Bailey	1992
15	Gar Finnvoold	1990
15	Richie Lewis	1987
14	Richie Lewis	1986
13	Matt Lynch	2003
	Matt Lynch	2002
	Nick Stocks	1999
	Randy Choate	1997
	Paul Wilson	1994
	Clyde Keller	1989

Mike Loynd	1985
Brooks Carey	1978

### ERA

(101+ IP)

0.66	Gene Ammann	1970
0.92	Pat Osburn	1970
1.27	Gene Mastin	1968
1.48	Danny O'Brien	1975
1.51	Wayne Vincent	1966
1.62	Wayne Vincent	1969
1.68	Jonathan Johnson	1993
1.94	Larry Jones	1975
2.08	Paul Wilson	1994
2.08	Gene Ammann	1969

### ERA

(50-100 IP)

1.32	Jack Bristol	1958
1.34	Craig Skok	1969
1.46	Scooby Morgan	1995
1.46	Eddie Howell	1966
1.60	Frank Davis	1959
1.60	Frank Stusser	1958
1.70	George Lott	1969
1.86	Al Beccaccio	1963
1.88	Matt Dunbar	1988
1.92	Danny O'Brien	1978

### Shutouts

4	Paul Wilson	1993
3	Clyde Keller	1989
	Ray Revak	1984
2	Jonathan Johnson	1995
	Paul Wilson	1994
	Chris Roberts	1991
	Gar Finnvoold	1990
	Chris Pollack	1987
	Chris Pollack	1986
	Doug Little	1985
	Jeff Gray	1982
	Dick Wiggins	1980
	Ken Fischer	1980
	Brooks Carey	1978
	George Lott	1969
	Craig Skok	1969

## TEAM SEASON BATTING

### At Bats

AB	GAMES	YEAR
2872	82	1985
2866	84	1984
2644	81	1981
2601	74	2002
2563	74	1982
2554	72	2000
2540	73	1998
2539	71	1999
2498	75	1994
2464	74	1986

### Runs

RUNS	GAMES	YEAR
786	82	1985
752	74	1982
655	74	1982
645	71	1999
644	74	1986
638	74	2002
	73	1998
	79	1981
635	67	1997

630	63	1980
-----	----	------

### Hits

HITS	GAMES	YEAR
947	82	1985
839	74	1982
833	84	1984
831	71	1999
822	74	2002
814	72	2000
807	79	1981
801	74	1986
779	73	1998
744	69	1996

### Doubles

2B	GAMES	YEAR
182	72	1990
180	72	2000
179	74	2002
176	71	1999
161	68	2003
	66	2001
	70	1992
160	73	1998
159	74	1982
154	71	1991
153	75	1994

### Triples

3B	GAMES	YEAR
35	68	1972
	52	1969
34	75	1994
33	74	1982
30	59	1970
29	63	1980
	52	1966
28	59	1973
27	73	1987
26	3 tied with 26	

### Home Runs


HR	GAMES	YEAR
146	82	1985
131	74	1982
114	67	1997
113	79	1981
111	71	1999
99	84	1984
94	73	1987
	63	1980
89	74	1983
85	73	1998

### Runs Batted In

RBI	GAMES	YEAR
698	82	1985
658	74	1982
592	71	1999
588	74	2002
565	74	1986
564	67	1997
561	79	1981
560	73	1998
550	63	1980
525	69	1996

### Total Bases

TB	GAMES	YEAR
1580	82	1985
1457	74	1982
1370	71	1999
1326	79	1981
1315	84	1984



1293	74	2002
1280	72	2000
1257	67	1997
1243	74	1986
1232	73	1998

### Slugging Percentage

SLUG %	GAMES	YEAR
.568	74	1982
.558	63	1980
.550	82	1985
.540	71	1999
.533	67	1997
.516	61	1979
.504	74	1986
.501	72	2000
.498	79	1981
.497	74	2002
	73	1987

### Walks

BB	GAMES	YEAR
555	84	1984
524	74	1982
500	82	1985
483	74	1983
458	73	1987
449	74	1986
444	72	1989
426	63	1980
422	72	1988
	79	1981

### Strikeouts

SO	GAMES	YEAR
527	71	1999
520	84	1984
500	73	1998
476	74	2002
467	67	1997
453	70	1992
449	72	2000
	65	1993
443	71	1991
437	69	1995

### Hit By Pitches

HP	GAMES	YEAR
97	66	2001
94	74	2002
86	72	2000
84	73	1998
78	71	1999
77	68	2003
74	67	1997
61	71	1991
55	75	1994
53	70	1992

### Sacrifice Flies

SF	GAMES	YEAR
44	84	1984
42	66	2001
41	69	1996
40	74	2002
	74	1986
38	82	1985
	79	1981
37	73	1998
	69	1995
36	72	1990
	74	1983

### Sacrifice Hits

SH	GAMES	YEAR
53	75	1994
41	69	1996
39	73	1987
38	65	1993
37	67	1997
36	68	2003
	73	1998
34	69	1995
33	69	1988
31	74	1986
30	74	1983

### Left On Base

LOB	GAMES	YEAR
724	84	1984
627	82	1985
614	71	1999
610	74	2002
604	74	1983
602	72	2000
585	79	1981
577	72	1989
575	73	1998
570	74	1982

### Stolen Bases

SB	GAMES	YEAR
232	73	1987
197	69	1988
184	74	1986
165	72	1990
162	69	1995
	72	1989
160	67	1997
132	75	1994
129	74	1983
124	69	1996

### Stolen Bases Attempted

SBA	GAMES	YEAR
303	73	1987
249	74	1986
246	72	1990

242	69	1988
226	72	1989
207	69	1995
202	67	1997
192	75	1994
184	71	1991
182	65	1993

### Batting Average (Min. 50 Games)

BA	GAMES	YEAR
.337	63	1980
.330	82	1985
.327	71	1999
	74	1982
.325	74	1986
.322	69	1996
.319	72	2000
	61	1979
.316	74	2002
.312	67	1997

## TEAM SEASON PITCHING

### Earned Run Average

ERA	GAMES	YEAR
1.49	59	1970
1.98	52	1969
2.07	59	1975
2.27	41	1968
2.48	44	1967
2.72	69	1995
2.76	57	1971
2.89	59	1973
2.90	65	1993
2.96	68	2003

### Opponent Batting Average

BA	GAMES	YEAR
.186	59	1970
.198	59	1975
.207	53	1976
.208	57	1971
.214	52	1966
.215	41	1968
.218	59	1973
.219	52	1969
.220	46	1967
.226	69	1995

### Saves

SV	GAMES	YEAR
29	72	1990
27	57	1971
22	74	2002

21	68	1972
18	74	1986
17	71	1999
	71	1991
	82	1985
	79	1981
	59	1973
	66	2001

### Innings Pitched

IP	GAMES	YEAR
738.0	84	1984
711.2	82	1985
665.2	79	1981
660.2	74	2002
659.0	75	1994
648.2	72	2000
647.2	79	1989
647.0	73	1998
639.0	73	1987
637.2	71	1991

### Complete Games

CG	GAMES	YEAR
27	52	1969
25	59	1975
24	61	1979
23	63	1979
22	62	1978
	59	1970
21	74	1986
19	68	1972
16	75	1994
	63	1980

### Shutouts

SHO	GAMES	YEAR
15	59	1975
	59	1970
12	72	1989
11	69	1995
	59	1973
10	82	1985
	57	1971
9	41	1968

### Hits Allowed

HITS	GAMES	YEAR
756	84	1984
716	79	1981
686	74	2002
653	82	1985
650	72	1990
609	67	1997
605	73	1998
602	69	1988
598	66	2001
595	74	1982

### Runs Allowed

RUNS	GAMES	YEAR
464	84	1984
407	79	1981
406	82	1985
375	74	1982
351	74	2002
337	73	1998
333	74	1986
	74	1986
	67	1997
331	73	1987

### Earned Runs Allowed

ER	GAMES	YEAR
367	84	1984
319	79	1981
295	74	1982

294	82	1985
291	74	2002
278	67	1997
275	74	1983
272	73	1998
258	74	1986
242	73	1987
	62	1978

### Home Runs Allowed

HR	GAMES	YEAR
94	63	1980
82	84	1984
78	82	1985
65	74	1983
61	67	1991
60	73	1998
	74	1986
57	74	1981
55	74	2002
	79	1982

### Walks

BB	GAMES	YEAR
371	82	1985
340	68	1972
330	73	1998
319	74	1982
315	74	1983
310	84	1984
	79	1981
294	70	1992
287	73	1987
284	69	1996

### Strikeouts

SO	GAMES	YEAR
718	74	1986
680	75	1994
662	71	1999
657	72	1989
637	71	1991
631	72	2000
629	70	1992
628	69	1995
620	65	1993
612	73	1987

### Pick Offs

PO	GAMES	YEAR
23	63	1974
22	84	1984
21	69	1988
18	68	2003
	63	1980
16	59	1973
15	66	2001
14	73	1987
12	74	2002
	82	1985


## Batting Champions

YEAR	BATTER	AVG	H	AB
1948	Jack Wilson	.298	20	67
1950	Ron Melton	.361	30	83
1951	Lee Bailey	.352	32	91
1952	Ralph Blinn	.317	20	63
1953	John Cuesta	.353	30	85
1954	Billy "Cooter" Mills	.368	32	87
1955	Jim Seever	.415	27	65
1956	Dick Howser	.415	27	65
1957	Dick Howser	.364	32	88
1958	Owen McCarron	.365	35	96
1959	Bob Clem	.436	44	101
1960	Bob Clem	.383	36	94
1961	Jack Dull	.370	40	108
1962	Woody Woodward	.365	54	148
1963	Mike Augustine	.399	65	163
1964	Ken Suarez	.404	44	109

1965	Gary Nichols	.333	29	87
1966	Gary Sprague	.369	74	195
1967	Bob Canty	.340	18	53
1968	Mike Easom	.386	56	145
1969	Dick Nichols	.336	45	138
1970	Dick Nichols	.338	80	237
1971	Ron Cash	.352	58	165
1972	Tom Rosa	.338	69	204
1973	Tom Rosa	.317	66	208
1974	Juan Bonilla	.351	82	232
1975	Steve Tebbetts	.374	76	203
1976	Joe Hicks	.391	45	115
1977	Carlos Lezcano	.346	63	182
1978	Blane McDonald	.393	79	201
1979	Craig Patterson	.397	95	239
1980	Mike Fuentes	.408	95	232
1981	Mike Fuentes	.353	106	300
1982	Jeff Ledbetter	.381	119	312
1983	Frank Fazzini	.366	86	235
1984	Paul Sorrento	.349	103	295
1985	Frank Fazzini	.413	137	332
1986	Luis Alicea	.392	112	286
1987	Marc Giordano	.382	47	123
1988	Barry Blackwell	.348	79	227
1989	Bob Reboin	.333	67	190
1990	Rob Bargas	.376	79	210
1991	Eduardo Perez	.370	105	284
1992	Link Jarrett	.325	81	249
1993	Doug Mientkiewicz	.327	67	205
1994	Doug Mientkiewicz	.344	90	262
1995	Doug Mientkiewicz	.371	92	248
1996	J.D. Drew	.386	93	241
1997	J.D. Drew	.455	106	233
1998	Brian Cox	.393	112	285
1999	Marshall McDougall	.419	126	301
2000	John-Ford Griffin	.403	121	300
2001	John-Ford Griffin	.450	113	251
2002	Stephen Drew	.402	82	204
2003	Eddy Martinez-Estev	.371	69	186

## No Hitters

- 1958—Frank Slusser vs. Miami (18-0)
- 1967—Wayne Vincent vs. Georgia Southern (7-0)
- 1968—Jeff Hill vs. Springfield (18-0)
- 1968—Gene Ammann and Lin Garrett vs. Wake Forest (3-0)
- 1970—Gene Ammann vs. South Florida (7-0)
- 1977—Mike McLeod vs. Olivet (23-0)
- 1988—Jerry Nielsen vs. Baptist (7-0)
- 1998—Chris Chavez vs. Charleston Southern (13-0)



J.D. Drew




# YEAR-BY-YEAR RECORDS

YEAR	COACH	CAPTAINS	W	L	T	RUNS	OPP	BA	OPP
1948	Charlie Armstrong	Ron Nettles	9	8	0	101	121	NA	NA
1949	Charlie Armstrong	Sam Cox	11	8	0	126	103	NA	NA
1950	Charlie Armstrong	Bob Trowbridge	13	7	0	122	104	NA	NA
1951	Charlie Armstrong	Augie Pompelia	13	6	0	161	97	.292	.234
1952	Ralph Matherly	Bob Trowbridge	17	4	0	158	72	.266	.188
1953	Ralph Matherly	Billy "Cooter" Mills	13	10	1	156	254	NA	NA
1954	Ralph Matherly	Bob Hudson	13	8	0	164	102	.269	NA
1955	Danny Litwhiler	Billy Campbell, Bob Hudson	17	6	1	189	98	.321	NA
1956	Danny Litwhiler	Max Long	25	7	0	244	121	.295	NA
1957	Danny Litwhiler	Carlee Hendrix	22	9	0	232	120	.297	NA
1958	Danny Litwhiler	Dick Howser	20	7	0	198	104	.295	.208
1959	Danny Litwhiler	Dale Koch	22	11	0	258	166	.282	.231
1960	Danny Litwhiler	Ray Bazzell	13	9	0	183	136	.313	.254
1961	Danny Litwhiler	Frank Davis, Jack Dull	21	7	0	203	238	.301	.256
1962	Danny Litwhiler	Ray McShane, Bob Madison	23	14	0	254	221	.296	.258
1963	Danny Litwhiler	Al Beccaccio	27	13	0	250	151	.278	.213
1964	Fred Hatfield	Jim Reed	23	13	0	244	171	.273	.247
1965	Fred Hatfield	Gerry Chmielewski	32	11	1	305	179	.281	.253
1966	Fred Hatfield	Dick Fernandez	39	13	0	417	192	.294	.214
1967	Fred Hatfield	Roy Newbourne	30	14	0	214	155	.234	.220
1968	Fred Hatfield	Chuck Cone, Bob Canty	35	6	0	291	120	.284	.215
1969	Jack Stallings	Dick Gold, Mike Easom	39	12	1	303	158	.273	.219
1970	Jack Stallings	Dick Nichols	49	9	1	261	144	.277	.186
1971	Jack Stallings	Harry Saferight, Ron Cash	41	16	0	341	208	.282	.208
1972	Jack Stallings	Ken Doria, Mike Scarce	44	24	0	473	325	.291	.251
1973	Jack Stallings	John Librandi, Denny Williams	38	21	0	331	218	.239	.218
1974	Jack Stallings	Randy Davidson	37	25	0	320	269	.268	.232
1975	Woody Woodward	Randy Davidson	49	10	0	371	162	.300	.198
1976	Woody Woodward	Craig Eaton	40	16	0	467	228	.302	.210
1977	Woody Woodward	Larry Jones	37	13	0	459	375	.271	.231
1978	Woody Woodward	Brooks Carey, Greg Jones	44	18	0	457	303	.309	.269
1979	Dick Howser	Craig Patterson	43	17	1	494	272	.319	.277
1980	Mike Martin	Don DeLoach, Craig Ramsey	51	12	0	630	306	.327	.281
1981	Mike Martin	Mike Fuentes, Rick Hatcher	56	23	0	638	407	.303	.273
1982	Mike Martin	Jeff Ledbetter	56	17	1	752	375	.327	.243
1983	Mike Martin	Mike Yastrzemeski, Rick Figueredo	55	18	1	737	574	.302	.243
1984	Mike Martin	Jody Reed, Jeff Gray	55	29	0	644	464	.291	.265
1985	Mike Martin	Frank Fazzini, Jimmy Jones	59	23	0	786	406	.330	.245
1986	Mike Martin	Luis Alicea, Doug Little, Mike Loynd	61	13	0	655	333	.325	.244
1987	Mike Martin	Ed Fulton, Jose Marzan	55	18	0	579	319	.307	.241
1988	Mike Martin	Barry Blackwell, Edwin Alicea	50	18	1	568	309	.302	.257
1989	Mike Martin	Clyde Keller	54	18	0	513	275	.290	.232
1990	Mike Martin	Marc Ronan, Gar Finnvoid	57	15	0	555	290	.306	.263
1991	Mike Martin	Pedro Grifol, Eduardo Perez, Ricky Kimball	57	14	0	543	273	.298	.241
1992	Mike Martin	Chris Roberts, Nandy Serrano, Roger Bailey	49	21	0	472	267	.300	.230
1993	Mike Martin	Ty Mueller, John Wasdin	46	19	0	424	229	.280	.237
1994	Mike Martin	Link Jarrett, Jack Niles	53	22	0	508	271	.296	.233
1995	Mike Martin	Randy Hodges, Mike Martin, Jr. Doug Mientkiewicz	53	16	0	561	249	.293	.226
1996	Mike Martin	Scooby Morgan, Steve Nedeau	52	17	0	596	296	.322	.247
1997	Mike Martin	Jeremy Morris, Scott Zech, Chuck Howell	50	17	0	635	331	.312	.259
1998	Mike Martin	Jeremy Salazar, Brooks Badeaux, Jose Zabala, Brian Cox	53	20	0	638	337	.307	.250
1999	Mike Martin	Chris Chavez, Zach Diaz, Jeremiah Klosterman	57	14	0	645	270	.327	.231
2000	Mike Martin	Mike DiBlasi, John Halliday, Marshall McDougall	53	19	0	573	303	.319	.244
2001	Mike Martin	Karl Jernigan, Brett Groves	47	19	0	500	301	.307	.262
2002	Mike Martin	Ryan Barthelemy, Blair Varnes, Mike Futrell	60	14	0	638	351	.316	.266
2003	Mike Martin	Matt Lynch, Daniel Hodges, Tony Richie	54	13	1	574	276	.308	.241


# Year-By-Year Statistics

## Batting

YEAR	G	AB	R	H	RBI	AVG.	2B	3B	HR	TB	SLG	BB	SO	SB	CS	SH	SF	HBP
2003	68	2362	574	727	509	.308	161	19	81	1169	.495	371	416	98	27	36	32	77
2002	74	2601	638	822	588	.316	179	20	84	1293	.497	386	476	82	31	26	40	94
2001	66	2287	500	703	443	.307	161	17	67	1099	.481	313	410	101	36	18	42	97
2000	72	2554	573	814	522	.319	180	20	82	1280	.501	362	449	80	28	15	33	86
1999	71	2539	645	831	592	.327	176	15	111	1370	.540	408	527	89	29	12	26	78
1998	73	2540	638	779	560	.307	160	19	85	1232	.485	395	500	94	34	36	37	84
1997	67	2360	635	736	564	.312	145	17	114	1257	.533	403	467	160	42	37	29	74
1996	69	2310	596	744	525	.322	152	22	66	1138	.493	370	436	124	41	41	41	52
1995	69	2344	561	686	506	.293	127	23	69	1066	.455	396	437	162	45	34	37	49
1994	75	2498	508	739	454	.296	153	34	48	1104	.442	347	429	132	60	53	31	55
1993	65	2141	424	599	366	.280	111	13	48	880	.411	361	449	120	62	38	28	40
1992	70	2354	472	706	412	.300	161	17	49	1048	.445	301	453	105	54	35	26	53
1991	71	2462	543	733	468	.298	154	12	76	1139	.463	335	443	116	68	20	25	61
1990	72	2427	555	742	475	.306	182	18	44	1092	.450	407	393	165	81	23	36	39
1989	72	2391	513	693	428	.290	109	10	55	987	.413	444	422	162	64	29	36	37
1988	69	2292	567	690	482	.302	99	19	63	1018	.443	422	415	197	45	33	32	48
1987	73	2419	579	742	495	.307	125	27	94	1203	.493	458	387	232	29	39	31	29
1986	74	2464	655	801	565	.325	150	20	84	1243	.504	449	365	184	65	31	40	23
1985	82	2872	786	947	698	.330	143	26	146	1580	.550	500	415	120	34	20	38	34
1984	84	2866	644	833	561	.291	149	18	99	1315	.459	555	520	116	65	25	44	46
1983	74	2440	593	737	518	.302	139	15	89	1173	.481	483	320	129	45	30	36	42
1982	74	2563	752	839	658	.327	159	33	131	1264	.493	524	305	121	26	13	33	38
1981	79	2664	638	807	561	.303	148	16	113	1326	.498	422	337	94	25	8	38	31
1980	63	2100	630	708	550	.337	124	24	94	1142	.558	426	266	101	24	11	30	27
1979	61	1970	494	629	435	.319	105	18	82	1016	.512	335	266	94	16	11	35	22
1978	62	1989	457	614	367	.309	93	18	49	890	.447	318	282	104	25	24	22	23
1977	50	1696	380	459	326	.271	70	21	61	734	.458	275	282	105	18	16	28	18
1976	53	1708	453	524	378	.307	92	19	64	846	.495	334	263	87	21	15	24	19
1975	59	1999	371	599	321	.300	96	20	48	879	.440	262	246	118	30	21	29	16
1974	63	2032	320	545	279	.268	74	14	27	728	.358	271	238	68	22	10	21	13
1973	59	1975	331	570	273	.289	90	28	22	782	.396	272	259	96	41	21	21	20
1972	68	2305	473	670	403	.291	101	35	46	979	.425	365	334	78				
1971	57	1875	341	528	301	.282	74	26	46	792	.422	251	253	75				
1970	59	1995	361	553	302	.277	65	30	23	747	.374	293	268	90				
1969	52	1769	303	483	257	.273	59	35	31	705	.399	217	336	69				
1968	41	1398	281	397	233	.284	49	26	29	585	.418	216	260	50				
1967	46	1474	214	345	173	.234	50	11	20	477	.324	213	215	57				
1966	52	1808	417	541	354	.294	80	29	52	828	.458	277	226	105				
1965	44	1475	301	414	273	.281	60	24	37	633	.429	188	217	44				
*1963	32	1104	210	314	167	.284	42	12	18	421	.381	115	157	17				
*1962	28	1011	209	307	164	.304	47	15	27	465	.460	143	133	60				
*1961	25	904	195	278	161	.308	28	15	14	378	.418	129	129	44				
*1959	26	904	202	261	165	.289	38	7	13	352	.389	179	144	31				
*1958	24	847	186	251	158	.296	34	18	15	366	.432	87	115	60				



Blair Varnes



Link Jarrett





## PITCHING & FIELDING

YEAR	W-L	SV	ERA	CG	SHO	IP	H	R	ER	BB	SO	HB	PO	A	E	FLD%	
2003	54-13-1	13	2.96	2	9	613.2	563	276	202	187	569	33	1841	734	95	.964	
2002	60-14	22	3.96	4	4	660.2	686	351	291	181	522	55	1982	799	99	.966	
2001	47-19	17	3.47	3	0	588.1	598	301	227	204	520	66	1765	633	115	.954	
2000	53-19	12	3.23	7	1	648.2	599	303	233	244	631	51	1946	801	119	.958	
1999	57-14	17	3.18	2	2	633.0	542	270	224	268	662	53	1899	748	102	.963	
1998	53-20	14	3.78	7	7	647.0	605	337	272	330	557	53	1941	897	100	.966	
1997	50-17	16	4.13	7	3	606.1	609	331	278	242	580	51	1819	773	108	.960	
1996	52-17	12	3.55	9	3	598.0	549	296	226	284	523	60	1794	770	108	.960	
1995	53-16	9	2.72	12	7	621.1	514	249	188	259	628	48	1864	808	101	.964	
1994	53-22	14	3.09	16	8	659.0	568	271	226	258	680	46	1977	895	81	.973	
1993	46-19	11	2.90	10	8	589.0	509	229	190	254	620	35	1767	769	81	.969	
1992	49-21	15	3.02	14	7	617.2	524	267	207	294	629	32	1853	789	118	.957	
1991	57-14	17	3.37	14	8	637.2	575	273	239	250	637	18	1913	747	89	.968	
1990	57-15	29	3.19	13	5	636.2	650	290	226	215	573	34	1915	864	124	.957	
1989	54-18	15	3.06	10	12	647.2	559	275	220	256	657	27	1942	780	107	.962	
1988	50-18-1	16	3.35	9	3	607.2	602	309	226	256	592	17	1823	698	128	.952	
1987	55-18	15	3.40	15	3	639.0	581	319	242	287	612	16	1917	719	113	.959	
1986	61-13	18	3.64	21	7	637.1	595	333	258	266	718	23	1912	755	115	.958	
1985	59-23	17	3.72	13	10	711.2	653	406	294	371	578	28	2135	894	155	.952	
1984	55-29	16	4.48	13	4	738.0	756	464	367	310	502	22	2212	1126	167	.952	
1983	55-18	13	3.93	11	4	630.0	574	333	275	315	495	20	1890	899	123	.958	
1982	56-17	11	4.18	12	8	634.2	586	375	295	319	492	17	1904	812	123	.957	
1981	56-23	17	4.31	13	3	665.2	716	407	319	310	483	22	—	—	—	.953	
1980	51-12	6	4.07	16	6	521.2	546	306	236	253	317	13	—	—	—	.956	
1979	43-17-1	8	4.27	24	4	501.2	538	272	238	193	314	11	—	—	—	.965	
1978	44-18	7	4.37	22	4	498.1	529	303	242	267	332	23	—	—	—	.951	
1977	37-13	1	3.51	11	4	432.1	375	226	169	241	349	6	1297	445	90	.951	
1976	39-14	6	3.32	15	5	411.2	332	216	159	263	376	21	—	—	—	.949	
1975	49-10	12	2.07	25	15	516.1	366	163	119	241	411	29	1549	598	86	.961	
1974	37-25	10	3.28	23	6	535.1	460	269	195	280	401	18	—	—	—	.954	
1973	38-21	17	2.89	14	11	513.1	413	218	165	272	383	12	—	—	—	.954	
1972	44-24	21	3.52	19	2	594.2	578	325	233	340	382	—	—	—	—	.954	
1971	41-16	27	2.76	9	10	489.2	376	208	150	242	424	—	—	—	—	.954	
1970	49-9-1	—	1.49	22	15	532.1	349	144	88	278	528	—	—	—	—	.954	
1969	39-12-1	—	1.98	27	7	457.2	375	158	101	155	404	—	—	—	—	.954	
1968	35-6	—	2.27	14	9	372.2	296	120	94	149	369	—	—	—	—	.954	
1967	30-14	—	2.48	25	5	245.2	329	155	108	132	330	—	—	—	—	.954	
1966	39-13	—	2.67	—	8	455.2	360	185	135	178	413	—	—	—	—	.954	
1965	32-11-1	—	3.25	—	2	371.1	318	170	134	150	261	—	—	—	—	.954	
1964	—	—	—	—	—	—	—	—	—	—	—	—	—	—	—	—	.954
*1963	22-10	—	2.61	—	4	276.0	204	124	80	155	157	—	—	—	—	.954	
*1962	17-11	—	4.43	9	0	250.0	269	178	123	152	181	—	—	—	—	.954	
*1961	20-5	—	3.62	12	2	219.0	231	126	88	89	150	—	—	—	—	.954	
1960	—	—	—	—	—	—	—	—	—	—	—	—	—	—	—	—	.954
*1959	17-9	—	2.47	11	3	233.1	190	111	64	90	179	—	—	—	—	.954	
*1958	19-5	—	2.47	13	2	212.0	165	91	58	82	189	—	—	—	—	.954	

\*Regular Season Statistics Only



2003 Seniors

# SEMINOLE AWARD WINNERS

## FSU All-Americans

(First Team unless otherwise indicated.)

YEAR	PLAYER, POS.	TEAMS MADE
1957	Dick Howser, SS	ABCA
1958	Dick Howser, SS	ABCA
1959	Bob Clem, 2B	ABCA (2)
1961	Jack Dull, 2B	ABCA (3)
1962	Buddy Teagle, C	ABCA
1963	Mike Augustine, OF	ABCA
	Woody Woodward, SS	ABCA (3)
1964	Ken Suarez, C	ABCA
1966	Jim Lyttle, OF	ABCA, TSN
1967	Gary Sprague, SS	TSN (2)
1968	Tom Cook, C	ABCA (3)
1969	Dick Gold, 2B	ABCA, TSN (HM)
1970	Dick Nichols, 2B	TSN, ABCA (2)
	Johnny Grubb, OF	TSN (HM)
	Ron Cash, 3B	TSN (HM)
	Pat Osburn, P	TSN (HM)
1972	John Librandi, OF	ABCA (3)
1975	Danny O'Brien, P	ABCA (3)
	Randy Davidson, OF	ABCA (3)
	Steve Tebbetts, OF	TSN (HM)
	Jim Busby, OF	TSN (HM)
1976	Terry Kennedy, C	TSN
	Guillermo Bonilla, 3B	ABCA
1977	Terry Kennedy, C	TSN
1978	Blane McDonald, C	ABCA (2)
1979	Craig Patterson, 2B	ABCA (2)
1980	Mike Fuentes, OF	ABCA, TSN (2)
	Jim Weaver, OF	TSN
1981	Mike Fuentes, OF	ABCA, BA, TSN (2)
	Jeff Ledbetter, DH	TSN, BA (2)
1982	Jeff Ledbetter, OF	ABCA, BA, TSN
1983	Frank Fazzini, OF	BA (FR)
	Doug Little, P	BA (FR)
1984	Frank Fazzini, OF	BA (3)
	Paul Sorrento, OF	BA (FR)
	Luis Alicea, 2B	BA (FR)
	Ray Revak, P	BA (FR-2)
1985	Frank Fazzini, OF	ABCA, BA, TSN (2)
	Doug Little, P	BA (2), ABCA (3)
	Luis Alicea, 2B	BA (3)
	Richie Lewis, P	BA (FR)
	Barry Blackwell, C	BA (FR)
1986	Luis Alicea, 2B	BA, TSN, ABCA (2)
	Mike Loynd, P	ABCA, BA
	Richie Lewis, P	BA
	Bien Figueroa, SS	BA (2)
	Paul Sorrento, OF	BA (2)
1987	Richie Lewis, P	BA, TSN, ABCA (2)
	Ed Fulton, C	BA (3), ABCA (3)
1988	Ricky Kimball, P	BA (FR)
1989	Allen Bevis, 2B	BA (FR-2)
	Pedro Grifol, C	BA (FR-2)
1990	Brad Gregory, P	ABCA (2)
	Gar Finnvoid, P	BA (2)
	Marc Ronan, P	BA (2)
	Roger Bailey, P	BA (FR-2)
	Chris Roberts, OF	BA (FR-2)
1991	Pedro Grifol, C	ABCA, BA
	Eduardo Perez, 1B	ABCA (2), BA (3)
	Chris Roberts, OF	BA (3)
1992	Chris Roberts, OF	BA, ABCA (2)
	Roger Bailey, P	BA (2), ABCA (3)
1993	Link Jarrett, SS	NCBWA (2)

## Academic All-Americans

Selected by the College Sports Information Directors of America.

	Greg Gromek, SS	1970-71
	Carl Gromek, P	1970
	Danny O'Brien, P	1975
	Tommy Zoeller, 1B	1985
	Gar Finnvoid, P	1989
	Matt Diaz, OF	1999
	Doug Mientkiewicz, 1B	NCBWA (3), BA (FR-2)
	Jonathan Johnson, P	CB (FR), BA (FR), CB (3)
	Mickey Lopez, 3B	CB (FR-HM)
1994	Link Jarrett, SS	NCBWA (2)
	Jonathan Johnson, P	NCBWA (2), CB (3), BA (3)
	Mike Martin, Jr., C	NCBWA (2)
	Doug Mientkiewicz, 1B	NCBWA (2)
	Jeremy Morris, LF	CB (FR-HM)
	Paul Wilson, P	BA, NCBWA, CB (2)
1995	Jonathan Johnson, P	BA, CB (2)
	David Yocum, OF	BA (2), CB (3)
	J.D. Drew, OF	CB (FR), BA (FR)
1996	J.D. Drew, OF	BA, ABCA, CB, NCBWA
	Jeremy Morris, OF	BA (2), CB (2), NCBWA (2)
	Randy Choate, P	BA (3), CB (3), NCBWA
	Scott Zech, 2B	ABCA (3), NCBWA (2)
	Steven "Scooby" Morgan, P	NCBWA (3)
1997	J.D. Drew, OF	BA, ABCA, CB, NCBWA, TSN
	Jeremy Morris, OF	BA, TSN, CB (2), ABCA (2), NCBWA (2)
	Randy Choate, P	BA (2), TSN (2), NCBWA (2), ABCA (2), CB (3)
1998	Brian Cox, OF	ABCA, NCBWA (2)
	Jeremy Salazar, C	NCBWA, TSN (2), CB (3)
	Matt Diaz, OF	CB (FR), TSN (FR), TSN (3), NCBWA (3)
	Wes Crawford, P	TSN (3)
	Jon McDonald, P	CB (FR), TSN (FR)
	Nick Stocks, P	TSN (FR-2), CB (FR-HM)
	Brett Groves, SS	CB (FR-HM)
1999	Chris Chavez, P	NCBWA
	Kevin Cash, 3B	NCBWA (3)
	Matt Diaz, OF	ABCA, NCBWA, CB (3), BW (2)
	Marshall McDougall, 2B	ABCA, NCBWA, CB, BW, BA
	Nick Stocks, P	CB, BA (2), ABCA (2)
	Blair Varnes, P	CB (FR), BA (FR)
2000	John-Ford Griffin, OF	CB (2), ABCA (2)
	Matt Lynch, P	CB (FR), BA (FR-3)
	Daniel Hodges, P	CB (FR-HM)
2001	John-Ford Griffin, OF	BW, CB, BA, NCBWA, ABCA
	Tony Richie, C	CB (FR)
	Trent Peterson, P	CB (FR-HM)
	Jeff Probst, IF	CB (FR-HM)
2002	Ryan Barthelemy, 3B	BW, CB, ABCA, NCBWA (2), BA (3)
	Stephen Drew, SS	BA (2), BA (FR), CB (FR)
	Tony Richie, C	BA (1), CB (3), NCBWA (3)
	Matt Lynch, P	CB (2), BW (2), ABCA (2)
2003	Tony Richie, C	BW (2), CB (2), ABCA (2), NCBWA (3)
	Trent Peterson, P	CB (2), ABCA (2)
	Stephen Drew, SS	BA (3), CB (3)
	Daniel Davidson, P	CB (3)
	Daniel Hodges, P	ABCA (2)
	Mark Sauls, P	CB (FR)
	Eddy Martinez-Esteve, 3B	CB (FR)

KEY: ABCA-American Baseball Coaches Association, BA-Baseball America, TSN-The Sporting News, FR-Freshman All-America Team, NCBWA-National Collegiate Baseball Writers Association, HM-Honorable Mention, CB-Collegiate Baseball, BW-Baseball Weekly.



# FIRST TEAM ALL-AMERICANS



## Dick Howser

1957-58

**T**he first All-American in Florida State history, Dick Howser led FSU into the District III Playoffs each season from 1956-58, and to the District Championship in 1957. This brilliant shortstop was named All-Region in 1957 and '58 and earned All-America

recognition from the ABCA both of those years. In 1956, Howser's .422 batting average set a Florida State season mark. He played professional baseball for Kansas City, Cleveland and the New York Yankees and returned to coach his alma mater to a 43-17-1 record in 1979.



## Buddy Teagle

1962

**B**uddy Teagle, the catcher for the 1962 Seminoles, was honored with ABCA All-America status after a fine offensive and defensive year. He proved to be a threat both at and behind the plate. At the plate, Teagle boasted a .325 batting average. Behind

arm was a threat to all potential base stealers.



## Mike Augustine

1963

**M**ike Augustine is literally a Seminole success story. In the 1962 season, he never saw regular playing time until tournament time. The next season, the centerfielder broke a school record for most hits in a season with 58. This 5-9, 150-pound All-American

led Florida State to the District III title and a trip to the College World Series.



## Ken Suarez

1964

**F**or the second time in three seasons, the Seminoles boasted an All-America catcher. In 1962, Buddy Teagle was named All-America and in 1964, Ken Suarez was named to the first team Coaches All-America team. Suarez was the leader of the 1964

Seminoles. He led the team in five offensive departments, including batting average as he hit .404.



## Jim Lyttle

1966

**I**n 1966, Jim Lyttle was named a first team All-American by *The Sporting News* and the American Baseball Coaches Association. He was also an All-District III NCAA selection. That year, Lyttle rewrote Florida State



Dick Howser's number 34 was retired in 1976.

slugging records. His 13 home runs, 51 RBIs and 131 total bases set school records that lasted for years. He was also a fine defensive outfielder with an arm like a rifle. He played professional baseball with the Yankees, White Sox and Expos.



## Dick Gold

1969

**D**ick Gold, the team co-captain for the 1969 Seminoles, set many Florida State batting records. His 20 career doubles, 83 career RBIs, 151 career hits and 98 career runs either tied or surpassed the school records of the day. The nine triples he hit in 1969

remains a Florida State mark. Gold was a first team ABCA All-American and a District III team selection.



## Dick Nichols

1970

**D**ick Nichols was the leading hitter on the 1970 national runner-up Seminole team that boasted four All-Americans. His batting average of .338 was just above fellow All-American Ron Cash's .335. Nichols, the second baseman for the Tribe, was selected to

the All-District III team and earned All-America recognition from *The Sporting News*.



## Guillermo (Juan) Bonilla

1976

The third baseman for the 1976 Tribe team that went 40-16 under Head Coach Woody Woodward, Guillermo (Juan) Bonilla garnered first team All-America honors from the Coaches Association for his offensive and

defensive prowess. Bonilla, a native of Rip Piedras, Puerto Rico, hit nearly .350 for the 1976 Seminoles and ranked second only to fellow All-American Terry Kennedy in RBI and runs scored.



## Terry Kennedy

1976-77

*The Sporting News* Player of the Year

Swinging his big bat or crouched behind the plate, Terry Kennedy gave Florida State his best. From 1975-77, he drove in 122 runs and clouted 32 homers. His 64 RBIs, 21 home runs and .810 slugging average were school

records in 1976. He earned 1976 All-Region and 1977 all-Metro honors. In both 1976 and '77, he was named a first team All-American by *The Sporting News* and added Most Valuable Player recognition from the magazine in 1977.



## Jim Weaver

1980

Jim Weaver, the Seminole leftfielder in 1980, was second only to fellow outfielder Mike Fuentes in batting.

Weaver's numbers, .372 batting average and 18 home runs, fit perfectly into a powerful hitting team which boasted five players who hit above .350.

Weaver also had a team-high 28 stolen bases. He was a member of the All-Metro Conference first team, as well as an All-American by *The Sporting News*.



Jeff Ledbetter set NCAA and FSU records in almost every offensive category.



## Mike Fuentes

1980-81

Golden Spikes Award

Mike Fuentes went from being cut from the Seminole team to winning the Golden Spikes Award in 1981, symbolizing college baseball's best player. He was FSU's third two-time All-American (ABCA) and also earned first-team recognition from

*Baseball America*. He became the first Seminole to hit .400 in a season when he batted .408 as a junior while leading Florida State into the 1980 College World Series. Fuentes capped a brilliant career with a senior season that included 27 home runs, 81 RBIs and a .360 average. During that year, he broke the NCAA career home run mark, finishing his career with 64.



## Jeff Ledbetter

1981-82

*The Sporting News* Player of the Year  
*Baseball America* Player/Pitcher of the Year

Jeff Ledbetter was nicknamed "Tree tops" for his monumental blasts into the pine trees behind the right-field wall at Seminole Field. Ledbetter set NCAA and FSU records in almost every

offensive category, including home runs in a season (42), career home runs (97), home runs in a game (4), career RBIs (346), total bases in a season (273) and career total bases (346). Ledbetter ended an outstanding 1982 season by being named All-Metro, All-Metro Tournament, Metro Player of the Year, consensus All-American and *The Sporting News* and *Baseball America* Player of the Year.



## Frank Fazzini

1985

A powerful slugger, Frank Fazzini posted outstanding numbers during the 1985 season. His remarkable batting average of .413 was padded with other great statistics including 33 home runs and 118 RBIs. Fazzini's offensive skills made him a first team All-America choice by the

Coaches Association and *Baseball America*, as well as a member of the All-Metro Conference and All-Metro Tournament teams.



## Luis Alicea

1986

Florida State's second baseman in 1986, Luis Alicea literally raked in the awards. He was named to All-America teams by *The Sporting News* and *Baseball America*, was the MVP of the NCAA South II Regional Tournament and earned recognition on the College World Series All-Tournament

team. With a batting average of .392 and a fielding percentage of .945, Alicea was dangerous both offensively and defensively. These skills made him an integral member of the Seminoles' College World Series runner-up team.



Coach Martin and former Seminole All-American Mike Loynd.

## Mike Loynd

**1986**  
**Golden Spikes Award**  
**Baseball America Player/Pitcher of the Year**



**P**itcher Mike Loynd, who led the Seminoles to a 61-13 record and a second-place finish in the College World Series, was named the 10th recipient of the Golden Spikes Award in

1986. Loynd won the award after compiling a 20-3 record in a stellar senior season. Loynd was a master at fooling opposing batters, striking out 223 of them. Because of his tremendous numbers, Loynd was a first team ABCA and *Baseball America* All-American, as well as the Metro Tournament MVP.

## Richie Lewis

**1986-1987**  
**R**ichie Lewis, a pitcher from Muncie, Ind. was a fiery strikeout artist who mystified opposing batters. From 1985-87, Lewis struck out 520 batters in 392.2 innings of play. This not only remains a Seminole all-time record, but ranks second in the NCAA record book.



In 1987, he was chosen to the ABCA, *The Sporting News* and *Baseball America* All-America teams.

## Pedro Grifol

**1991**  
**P**edro Grifol, an All-America catcher, epitomized the spirit of the 1991 College World Series squad. Always competitive, Grifol posted a .344 batting average and a near-perfect .998 fielding average. He led the squad in RBIs with 80 and in home runs with 16.



Grifol, a three-year starter at catcher, proved a great target for Seminole pitchers. His ability to frame a pitch and provide leadership behind the plate gave his Florida State teammates a player they could look up to.

## Chris Roberts

**1992**  
**C**hris Roberts, one of the highest draft picks to ever attend Florida State, was a three-year starter in the outfield and on the mound for the Seminoles from 1990-92. Roberts was a 1992 *Collegiate Baseball* All-American, as well as an All-ACC selection. The Middleburg, Fla. product racked up numerous awards at Florida State, including the 1991 Metro Conference Player-of-the-Year. Roberts hit .301, smashing 32 homeruns and driving in 175 runs. As a pitcher, Roberts posted a 23-8 record with 202 strikeouts. While at Florida State, Roberts started in leftfield for the USA National Team in the summer of 1991 and again at the 1992 Olympic Games in Barcelona. Roberts was selected in the first round of the 1992 June draft, and later signed with the New York Mets.



## Paul Wilson

**1994**  
**A**ll-American Paul Wilson made Florida State history by becoming the highest Seminole ever chosen in any professional sport draft, when the right-handed pitcher was named the first overall pick in the 1994 Major League Baseball Amateur Draft. Wilson



was selected to the *Baseball America* and National Collegiate Baseball Writers Association All-American teams, in addition to being tagged All-Atlantic Coast Conference. The Orlando native capped his FSU career by being named one of nine finalists for the Golden Spikes award, presented annually to the top amateur baseball player in the country. Wilson compiled a 27-11 record at FSU with a 2.77 ERA. Along the way he struck out 299 in 304.2 innings of work. Wilson established himself as the ace of the 1993 Team USA pitching staff, starting in nine games.

## Jonathan Johnson

**1995**  
**J**onathan Johnson led Florida State to its first ever Atlantic Coast Conference championship, as he was named Most Valuable Player of the 1995 tournament for his outstanding performance. Johnson, a 1995 *Baseball America* All-American, also garnered



All-ACC honors. He struck out 391 batters in his career, which ranks fourth on the all-time ACC career list. Johnson compiled a 34-5 record and 2.62 ERA in three years as a starter for the Seminoles. The native of Ocala, Fla., was also chosen as a finalist for the Golden Spikes Award, presented each year to the nation's top amateur baseball player. Johnson was the seventh pick of the 1995 June draft by the Texas Rangers.

## J.D. Drew

**1996-1997**  
**Golden Spikes Award**  
**The Sporting News Player of the Year**  
**Baseball America Player of the Year**



**J.**D. Drew rewrote history as he established himself as one of the best hitters in college baseball. Drew was a consensus 1st Team All-American

after becoming the only player in Division I baseball history to hit 30 home runs and steal 30 bases. He was named Player of the Year by *Baseball America*, *Collegiate Baseball*, *The Sporting News*, and the Atlantic Coast Conference and received the Dick Howser Award given by the American Baseball Coaches Association. Drew was also crowned the Golden Spikes Award winner, given by USA Baseball to the best amateur baseball player. He batted a FSU record .455 in 1997, while becoming one of just three players in Division I college baseball history to record a triple-triple — 100 hits, 100 runs, 100 RBI. Drew broke a total of 17 Florida State and ACC records including FSU season batting average, FSU & ACC career slugging percentage and ACC season and career home runs. Drew highlighted his junior campaign with an FSU record 34-game hitting streak during which he batted .524 with 20 home runs and 62 RBI. Drew was the second pick of the 1997 draft by the Philadelphia Phillies.



## Jeremy Morris 1997

**J**eremy Morris turned in a record-breaking year after returning for his senior season despite being drafted in the ninth round after his junior year. Morris became the Atlantic Coast Conference all-time RBI leader as he finished his senior campaign with 273

in his career. He also set a new Florida State career doubles record with 78. Morris was selected a 1st Team All-American by *Baseball America* and *The Sporting News* and earned 2nd Team honors from *Collegiate Baseball*, the ABCA and the NCBWA. He also earned All-ACC for the second consecutive season and was named the ACC Tournament Most Valuable Player for his performance in the Seminoles' 1997 conference championship. Morris led the Florida State and ACC in RBIs with 116. He batted .356 with 25 home runs, 22 doubles and 25 stolen bases. Morris was named to both the ACC and NCAA East Regional All-Tournament Teams and was selected ACC Player of the Week three times in 1997.



## Brian Cox 1998

**B**rian Cox will be remembered as one of the most consistent hitters in Florida State history after ending his senior season on a 25-game hitting streak. The senior centerfielder earned 1st Team All-America distinction from the American Baseball Coaches Association and 1st Team All-ACC honors after leading the Seminoles with a .393 batting average, which ranks fourth on the FSU single-season charts, 18 home runs and 87 RBI. Cox batted .682 with four home runs and 15 RBI in the NCAA Atlantic II Regional and garnered NCAA Regional All-Tournament Team honors as he led the Seminoles back to the College World Series. He also set a new Florida State record with 10 consecutive hits in the Liberty, Delaware, and Oklahoma games in regional play. Cox finished the year with 27 doubles for third place on the FSU single-season chart. He was also named to the 2nd Team NCBWA Super Team, ACC All-Tournament Team and 1st Team ABCA All-Atlantic Region Team. Cox earned Atlantic Coast Conference Player of the Week honors three times during the season.



*Chris Chavez' performance at the 1999 College World Series was one of the best efforts in FSU history.*



## Matt Diaz 1998, 1999

*The Sporting News* Freshman of the Year

**M**att Diaz followed up one of the most impressive freshman seasons in FSU history with another outstanding campaign as a sophomore in 1999. Diaz was named *The Sporting News* Freshman of the year after hitting

.390 with 22 home runs and 84 RBI. The Freshman All-American was named the 1998 NCAA Atlantic II Regional MVP and hit four home runs in one of those games against Oklahoma. As a sophomore in 1998, Diaz earned first team All-America recognition from the ABCA and NCBWA after hitting .379 with 21 home runs and 94 RBI. With a career batting average of .384, Diaz is second only to J.D. Drew on the FSU all-time charts. His career slugging percentage of .700 is fourth in school history and his 43 career home runs are eighth.



## Chris Chavez 1999

**I**n four seasons as a Seminole, Chris Chavez will be remembered for his ability to step on the mound in any situation and come through with a win. His performance as both a starter and a reliever at the 1999 College World Series will go down as one of the best

efforts in FSU history. Chavez, named to the CWS All-Tournament team, got two of the Seminoles' four wins in Omaha and also recorded a save. He was a first team All-ACC selection and was named a NCBWA first team All-American following a senior year in which he went 8-5 with a 2.17 ERA and totaled five saves. Chavez was also named to the NCAA Tallahassee All-Tournament team. He left FSU third all-time in appearances (109), third in relief appearances (85), sixth in strikeouts (312) and sixth in saves (13).





## Marshall McDougall 1999

In his first year as a Seminole, Marshall McDougall became a household name in the baseball circles around the country. McDougall's six home run, 16 RBI, 25 total base performance at Maryland on May 9, 1999 shattered NCAA single game records in all three categories. It wasn't just a one game season for McDougall as he went on to win the ACC triple crown and ACC Player of the Year honors with a .419 batting average, 106 RBI and 28 home runs. He started all 71 games and led the nation in RBI and hits (126). The Most Outstanding Player at the College World Series, McDougall was a consensus first team All-American and a Golden Spikes and NCBWA/Dick Howser Player of the Year finalist. In the FSU all-time record book, McDougall's 1999 season ranked among the top five in eight individual categories — hits, runs, runs batted in, home runs, doubles, total bases, batting average and slugging percentage.



## Nick Stocks 1999

The ace of Florida State's national championship runner-up team as a sophomore in 1999, Nick Stocks went 13-2 with a 3.25 ERA and 139 strikeouts. Stocks was recognized as a first team All-American by *Collegiate Baseball* and the NCBWA. He was a member of one of the top Seminole pitching staffs in school history that ended the year third in the country



Tony Richie was named the MVP of the NCAA Regional in Tallahassee in 2002.

with a team ERA of 3.18. His single season total of 139 strikeouts is eighth all-time at FSU while his 20 starts rank sixth. Stocks played on Team USA following a freshman year in which he led the ACC with a 2.35 ERA. A two-time All-ACC first team selection, Stocks was a supplemental first round draft pick of the St. Louis Cardinals in 1999.



## John-Ford Griffin 2001

One of the top hitters in school history, John-Ford Griffin was named a consensus All-American outfielder as a junior. Griffin led the 2001 Seminoles with a .450 batting average, 19 home runs, 30 doubles and 75 RBI. He was named the ACC Player of the Year and was one of five finalist for the Golden Spikes Award. Griffin's .427 career batting average not only broke J.D. Drew's former school mark of .391, but was also the best in ACC history and the 16th-best in NCAA history. He was named to the ACC All-Tournament team and was voted the most outstanding player at the NCAA Regional in Tallahassee. Griffin signed with the New York Yankees after being drafted with the 23rd pick in the first round of the 2001 MLB Draft.



## Ryan Barthelemy 2002

The leader of Florida State's 2002 squad, third baseman Ryan Barthelemy put together an outstanding senior season and was named a first team All-American by *Collegiate Baseball* and the ABCA. He was a first team All-ACC selection and was named to the ACC All-Tournament team as FSU won both the ACC regular season and tournament titles. The Miami native batted .357 and led the team with 17 home runs and 94 RBI. Barthelemy and the 2002 team compiled a 60-14 record and put together a school record 25-game winning streak. The Seminoles also swept Miami and Clemson on the road for the first time in the history of the program. His 33-game hitting streak came up one short of J.D. Drew's record. Barthelemy ended his Florida State career among the school's all-time top five in home runs and RBI. He was selected in the 10th round of the 2002 MLB Draft by the Philadelphia Phillies.



## Tony Richie 2002

Catcher Tony Richie was named a first team All-American by *Baseball America* in 2002. A freshman All-American in 2001, Richie followed up with a great sophomore season as he hit .353 with 13 home runs and 75 RBI. He earned Louisville Slugger National Player of the Week honors after going 9-for-14 with four homers and eight RBI in FSU's first-ever sweep at Clemson. He was named the MVP of the NCAA Regional in Tallahassee after hitting .667 (8-for-12) with a .917 slugging percentage. Richie was a first team All-ACC selection and was voted to the ACC All-Tournament team as he helped the Seminoles take home the 2002 ACC championship with a 5-0 record. The Jacksonville native led the team with 27 multi-RBI games on the season.



# GOLDEN SPIKES AWARD

PRESENTED ANNUALLY TO THE TOP AMATEUR BASEBALL PLAYER IN THE COUNTRY AS SELECTED BY A SPECIAL COMMITTEE FOR THE UNITED STATES BASEBALL FEDERATION.



*Mike Fuentes*  
Outfielder  
1981



*Mike Loynd*  
Pitcher  
1986



*J.D. Drew*  
Center Fielder  
1997



*Mike Martin and J.D. Drew*

## Golden Spikes Award Winners

2003	Rickie Weeks	Southern
2002	Khalil Greene	Clemson
2001	Mark Prior	Southern California
2000	Kip Bouknight	South Carolina
1999	Jason Jennings	Baylor
1998	Pat Burrell	Miami
<b>1997</b>	<b>J.D. Drew</b>	<b>Florida State</b>
1996	Travis Lee	San Diego State
1995	Mark Kotsay	Cal State Fullerton
1994	Jason Varitek	Georgia Tech
1993	Darren Dreifort	Wichita State
1992	Phil Nevin	Cal State Fullerton
1991	Mike Kelly	Arizona State
1990	Alex Fernandez	Miami-Dade South
1989	Ben McDonald	Louisiana State
1988	Robin Ventura	Oklahoma State
1987	Jim Abbott	Michigan
<b>1986</b>	<b>Mike Loynd</b>	<b>Florida State</b>
1985	Will Clark	Mississippi State
1984	Oddibe McDowell	Arizona State
1983	Dave Magadan	Alabama
1982	Augie Schmidt	New Orleans
<b>1981</b>	<b>Mike Fuentes</b>	<b>Florida State</b>
1980	Terry Francona	Arizona
1979	Tim Wallach	Cal State Fullerton
1978	Bob Horner	Arizona State

**F**or the past 25 years, USA Baseball has honored the top amateur baseball player in the country with the Golden Spikes Award. (See winners box.) The award is presented each year to the player who exhibits exceptional athletic ability and exemplary sportsmanship. Past winners of this prestigious award include current Major League Baseball stars J. D. Drew, Pat Burrell, Mark Kotsay, Jason Jennings and Mark Prior, as well as 2002 winner Khalil Greene of the San Diego Padres.

The Golden Spikes Award is sponsored by the Major League Baseball Players Association (MLBPA), underscoring the commitment of Major League Baseball players to the grassroots development of baseball programs, particularly for youth, around the world. The MLBPA supports USA Baseball's ongoing efforts to provide instruction for youth baseball players, coaches, and volunteers, and to prepare amateur athletes for professional competition.


USA Baseball is the National Governing Body of amateur baseball in the United States and a member of the United States Olympic Committee. The organization selects and trains the USA Baseball Olympic Team, the USA Baseball National Team, the USA Baseball Junior National team (18-under), and the USA Baseball Youth National Team (16-under) which participate in various international competitions each year.



# All-Time Lettermen




Joe Adams	1975
Josh Adeeb	1995
Bobby Alexander	1982
Terry Alexander	1976
Edwin Alicea	1987-88
Luis Alicea	1984-86
Roy Alvarez	1980
Gene Ammann	1968-70
Bob Armstrong	1992
Johnny Ash	1954-56
Bill Ashford	1982-83
Gary Ashley	1953-56
Al Ashmont	1985
Jim Atwood	1953-56
Mike Augustine	1961-63
Tony Avable	1953-56
Don Axon	1959




Brooks Badeaux	1995-98
Lee Bailey	1951
Roger Bailey	1990-92
Blake Balkcom	2003
Pichi Balet	2000
Jeff Bangston	1972-73
Rob Bargas	1989-90
Mark Barineau	1981-83
Ryan Barthelemy	1999-02
Ron Bartlett	1976-79
Joe Baxter	1968-69
Clay Baynham	1976
Harold Bazzell	1953
Ray Bazzell	1957-60
Mason Bean	1972-73
Bill Bearse	1965
Al Beccacio	1960-62
David Bedingfield	1977
Mike Bell	1994-95
Bob Benda	1976-77
John Bentley	1997-98, 00-01
Michele Bertoldi	1991
Allen Bevis	1989-92
Chip Bifano	1976-77
Ham Bisbee	1955
Barry Blackwell	1985-88
Garrett Blanton	1989-91
Tony Biasucci	1983
Ralph Blinn	1952-53
Jon Bolin	1990-91
Rich Bombard	1979
Phil Bondack	1962-63

Bob Bondi	1954-57
Jimmy Bonenberger	1997
Juan Bonilla	1974-77
Rafael Bournigal	1987
LaDon Boyd	1967
Scott Boyd	2000-01
Mike Brady	1987-90
Mike Bretz	1976-79
John Bristol	1955-57
Chris Brock	1989-92
Kevin Brooks	1977-78
Marty Brooks	1965-67
Terry Brooks	1969
Billy Brown	1996
Craig Brown	1969-70
Dave Brown	1974
Forrest Brown	1953-54
Jerrold Brown	2002-03
Pete Brown	1985
Randy Brown	1964-66
Terry Browning	1968-69
Tommy Bryant	1983
Terrell Buckley	1990
Jeff Burger	1969
Joe Burns	1969
Jim Busby	1974-75
Thad Busby	1995
Dave Buss	1959-60
Steve Butler	1994-95
Mike Buttery	1994
Rod Byerly	1987-88
Lee Byers	1961-64
Clint Byrd	1998




Nick Carfaro	1966
Vince Calandra	1984-85
Billy Campbell	1952-55
Ed Camposano	1968
Eddie Cannon	2003
Bob Canty	1966-68
Bill Cappleman	1967
Brooks Carey	1975-78
Bob Carroll	1972-73
Doug Casey	1978-79
Buddy Cash	1950
Kevin Cash	1997-99
Ron Cash	1970-71
Sid Cash	1990-91
Chris Cawthon	1981-82
Dave Chappel	1974
Chris Chavez	1996-99
Aaron Cheesman	2002-03
Gerald Chmielewski	1963-65
Randy Choate	1995-97
Greg Clayborne	1986-88
Bob Clem	1958-59
Matt Clements	1988-89
Al Cleveland	1969-70
Larry Cocks	1969-70
Hal Cohen	1982
Chester Cole	1965-67

Chris Cole	2001
James Colzie	1994
Rick Colzie	1973-74
Chuck Cone	1966-68
Skip Cone	1971-72
David Cook	1966-68
John Cook	1992
Dave Cooper	1976-77
Mike Copps	1957-60
Lee Corso	1954-57
Jerry Couch	1958-59
Mark Coulter	1976-77
Brian Cox	1997-98
Bob Craft	1966-68
Keith Craig	1980-81
Wes Crawford	1998
Ken Creely	1964-65
Buddy Cribb	1988-90
Charlie Cruz	1992-95
John Cuesta	1953
Mike Cullen	1980-81
Greg Culpepper	1979
Ben Curry	1975-78



Dave Dahlen	1963-64
Bill Daniel	1974-75
Jim Daniel	1960-61
Phil Dannunzio	1989
Daniel Davidson	2002-03
Randy Davidson	1974-75
Brett Davis	1988
Frank Davis	1960-61
Josh Davis	1996
Mike Davis	1996
Tim Davis	1991-92
Tom Davis	1962-64
Eric Deddens	1983-84
Don DeLoach	1978-81
Greg Dennis	1983
Jim DeVane	1955
Matt Diaz	1998-99
Zach Diaz	1996-99
Matt DiBlasi	2003
Michael DiBlasi	1997-00
Paul Dirks	1962-64
Paul DiToma	1965
Kevin Dodge	1981-82
Jerry Donaway	1957-58
Ken Doria	1971-72
Danny Dowell	1981-83
Steve Downey	1974
Jay Drevis	1984
J.D. Drew	1995-97
Stephen Drew	2002-03
John Drews	1974
Chip Drobine	1986
Dean Duchak	1965-67
Jack Dull	1960-61
Marc Dunbar	1990-91
Matt Dunbar	1987-90
Chris Dunn	1986



Mike Easom .....	1966-68
Craig Eaton .....	1975-76
Frank Echols .....	1962-63
Scott Edwards .....	1989
Jon Egertson .....	1987
Rudy Eigl .....	1955-58
Mike Eiskey .....	1973-74
Gary Elliott .....	1961-63
Jack Emerick .....	1979-80
Mike English .....	1967-69
Roy Eppley .....	1985
Donny Erickson .....	1987-88
Terry Farmer .....	1973-74
Adam Faurot .....	1995-96
Frank Fazzini .....	1983-85
Ed Feely .....	1961
Kenny Felder .....	1990-92
John Ferguson .....	1968-70
George Fergusson .....	1961-62
Dave Fernald .....	1971-73
Dick Fernandez .....	1964-66
Joe Fernandez .....	1953
Robert Ferrar .....	1962-63
Carl Ferraro .....	1981
Mike Fields .....	1978-79
Rick Figueroa .....	1980-83
Bien Figueroa .....	1985-86
Gar Finnvoid .....	1989-90
Ken Fischer .....	1979-82
Robin Flake .....	1970-72
Victor Floyd .....	1987
Ray Fox .....	1975-78
Jim Foxwell .....	1972-75
Pedro Fraga .....	1968
Ed Frank .....	1972
Ron Fraser .....	1954-57
Clem Freeman .....	1981
Mike Freeman .....	1986
Doug French .....	1961-62
Mike Fuentes .....	1978-81
Bill Fuller .....	1970-72
Ed Fulton .....	1985-87
Mike Futrell .....	1999-02



John Gagnon .....	1979-80
Randy Galley .....	1972-73
Tom Garcia .....	1955
Linwood Garrett .....	1967-68
Dave Garrison .....	1984
Steve Gelmine .....	1982-85
Alan Gentry .....	1983-84
Wayne Giardino .....	1964-65
Marc Giordano .....	1987-88
Mark Gilbert .....	1975, 77-78
Brian Gilliland .....	1989-90
Chris Ginn .....	1998-01

Jack Givens .....	1976-77
Mike Givens .....	1974
Steve Givens .....	1982-83
Dick Gold .....	1967-69
Jeff Gray .....	1981-84
Harry Green .....	1966-68
Lane Green .....	1966-68
Brad Gregory .....	1989-90
Danny Griffin .....	1982-83
John-Ford Griffin .....	1999-01
Joe Griffin .....	1975-77
Pedro Grifol .....	1989-91
Reggie Griggs .....	1997
Dave Grimes .....	1970-71
Carl Gromek .....	1968-70
Greg Gromek .....	1968-71
Brett Groves .....	1998-01
Johnny Grubb .....	1970
Randy Guemple .....	1972-73
Jim Gurzynski .....	1968-69



Dan Haddock .....	1979
John Halliday .....	1999-00
Bill Hammond .....	1964-66
Art Haney .....	1963
Dave Hanselman .....	1984
Don Harbaugh .....	1969-71
Jeff Hardy .....	1976-77
Todd Harrell .....	1993-94
Bryan Harris .....	1991-93
Dee Harris .....	1976
Ed Harris .....	1967-68
Dean Harrison .....	1988-90
Chris Hart .....	1999-03
Rick Hatcher .....	1979-81
Tim Hatcher .....	1980
Chuck Hawkins .....	1965-66
Mark Haynes .....	1952-54
John Hearn .....	1966-68
Phil Hearn .....	1966
Eric Heath .....	1998
Ken Heath .....	1984
George Hehemann .....	1953-56
Jim Helm .....	1966-68
Terry Henderson .....	1997-98
Carlee Hendrix .....	1954-57
Clint Hendry .....	1993
Tom Henson .....	1969-71
Joel Hicks .....	1976-77
Chris Hitt .....	1995
Ron Herring .....	1973-74
Wm. Higginbothom .....	1953-54
Windle Higginbothom .....	1974-75
Jeff Hill .....	1967-69
Lance Hitchcock .....	1966-68
Daniel Hodges .....	2000-03
Randy Hodges .....	1992-95
Jeff Hogan .....	1967-69
Jerry Hohne .....	1959
Rick Holloway .....	1978-79
Maury Hopkins .....	1964-66
Bill Horne .....	1973-74
Bill Howell .....	1961
Chuck Howell .....	1994-97
Ed Howell .....	1964-66
Martin Howell .....	1962-63
Dick Howser .....	1955-58

Ed Howser .....	1980-81
Jason Hubbard .....	1998
Bob Hudson .....	1954-55
Scott Hudson .....	1997-99
Bruce Huff .....	1976-79
Gary Huff .....	1971-73
Ken Huff .....	1978-81
J.C. Huguet .....	1999
Philip Hunt .....	1955
George Hutchinson .....	1961
Rich Hutchinson .....	1965



Vince Inogna .....	1984
Rhett James .....	2003
John Jane .....	1961
Ken Jarabeck .....	1978
Lincoln Jarrett .....	1962-63
Link Jarrett .....	1991-94
Karl Jernigan .....	1998-01
Barry Johnson .....	1988-89
Jay Johnson .....	1962-64
Jay Johnson .....	1979
Jonathan Johnson .....	1993-95
Larry Johnson .....	1962-64
Gordon Johnston .....	1961
Greg Jones .....	1976-78
Hunter Jones .....	2003
Jimmy Jones .....	1982-85
Larry Jones .....	1974-77
Bob Jordan .....	1966
Bob Jordan .....	1974
Grady Jordan .....	1992-93



Randy Kaiser .....	1974
Danny Kanell .....	1993
Doug Kasimer .....	1969-71
Jim Kaufman .....	1954-55
Jay Keeler .....	1980-82
Clyde Keller .....	1988-89
Mike Kelley .....	1974-75
Bob Kellogg .....	1974-75
David Kelly .....	1998
Terry Kennedy .....	1975-77
Fred Kenney .....	1957-58
Keith Kidd .....	1985-86
Ricky Kimball .....	1988-91
John Keith .....	1969-71
Ron Kims .....	1953
John King .....	1959
Jeremiah Klosterman .....	1996-99
Dale Koch .....	1958-59
John Kolb .....	1981
Curt Kole .....	1975
Dru Kosco .....	1984-85
Steve Kovensky .....	1986-87
Brian Kraft .....	2000
Charlie Krausche .....	1961



Robert Kull ..... 1963-65




Mark Lacy ..... 1981-82  
 Marc LaMacchia ..... 2001-03  
 Ernie Langford ..... 1957-60  
 Rick Langford ..... 1973  
 Bill Langston ..... 1967  
 Gary Lawrence ..... 1965-66  
 Mike Leber ..... 1971-72  
 David Ledbetter ..... 1982  
 Jeff A. Ledbetter ..... 1982-84  
 Jeff S. Ledbetter ..... 1979-82  
 Larry Lee ..... 1973  
 Mike Lee ..... 1986  
 Greg Lewis ..... 1982  
 Jimmy Lewis ..... 1991  
 Richie Lewis ..... 1985-87  
 Ronald Lewis ..... 1987-88  
 Loren Levy ..... 1982-84  
 Carlos Lezcano ..... 1974-77  
 John LiBrandi ..... 1972-73  
 Joe Licata ..... 1981  
 Tony Liebsack ..... 1991-92  
 Doug Little ..... 1983-86  
 Woody Litwhiler ..... 1962-64  
 LaWhit Lizzmore ..... 1991-92  
 Ed Lockhart ..... 1950-53  
 Brad Long ..... 1977-78  
 Charlie Long ..... 1961  
 Max Long ..... 1953-56  
 Mickey Lopez ..... 1993-95  
 Justin Lord ..... 2001  
 George Lott ..... 1968-69  
 Mike Loynd ..... 1983-86  
 Jose Lugo ..... 1974  
 Kevin Lynch ..... 2002-03  
 Matt Lynch ..... 2000-03  
 Jim Lyttle ..... 1966-67  
 Keith Lyttle ..... 1989




Bob Madison ..... 1960-61  
 Rick Madison ..... 1961  
 Marty Maier ..... 1973-74  
 Brandon Manasa ..... 2003  
 Eric Mangham ..... 1984-86  
 Harold Mangin ..... 1961-62  
 Tom Manley ..... 1989  
 Ed Mann ..... 1953  
 David Marano ..... 1978  
 T.R. Marcinczyk ..... 1993  
 Mike Martin ..... 1965-66  
 Mike Martin, Jr. .... 1993-95  
 Neil Martin ..... 1965-66  
 Lionel Martinez ..... 1980-81  
 Eddy Martinez-Esteve ..... 2003  
 Steve Marks ..... 1964-66  
 Jose Marzan ..... 1984-87

John Mason ..... 1967  
 Steve Mastin ..... 1968  
 Jim Mathers ..... 1966  
 Lonnie Mathis ..... 1969  
 Floyd Matthews ..... 1969  
 Bob Mayer ..... 1974-76  
 Henry Mayfield ..... 1996-98  
 Jim McArdle ..... 1976-77  
 Clyde McBride ..... 1963  
 Monty McBride ..... 1964-65  
 Blair McCaleb ..... 2000-02  
 Owen McCarron ..... 1958  
 Justin McClain ..... 2000  
 Chad McClellan ..... 1986  
 Shawn McCorkel ..... 1997-98  
 Gene McCormick ..... 1957-60  
 Kevin McCray ..... 1992-93  
 Jim McCune ..... 1964-65  
 Blane McDonald ..... 1978-79  
 Jon McDonald ..... 1998-00  
 Marshall McDougall ..... 1999-00  
 Rick McGlone ..... 1974-77  
 Joe McKinney ..... 1965-66  
 John McKnight ..... 1977  
 Mike McLeod ..... 1975-77  
 Dale McMahan ..... 1966  
 John McNeese ..... 1991  
 Tony McQuade ..... 2001-03  
 Charles McQuaig ..... 1993-94  
 Barry McQueen ..... 1971  
 Ray McShane ..... 1960-62  
 Wayne Mears ..... 1975  
 Bob Merry ..... 1953  
 Ron Mewbourne ..... 1965-67  
 Doug Mientkiewicz ..... 1993-95  
 Jim Miller ..... 1976-77  
 Justin Miller ..... 2002  
 Tim Miller ..... 1994  
 Billy "Cooter" Mills ..... 1951-54  
 Don Milner ..... 1978-79  
 Bart Mitchell ..... 1982-84  
 Dave Moates ..... 1969  
 Dave Mobley ..... 1976-79  
 Orson Mobley ..... 1982  
 Dave Morano ..... 1978  
 Jack Morgan ..... 1953  
 Steve "Scooby" Morgan ..... 1993-96  
 Todd Morgan ..... 1982-84  
 Al Moreya ..... 1983  
 Jeremy Morris ..... 1994-97  
 Rick Moss ..... 1970-71  
 Mitch Moyer ..... 1975  
 Ty Mueller ..... 1989, 91-93  
 Don Murray ..... 1963-65




John Nedeau ..... 1990-93  
 Steve Nedeau ..... 1994-96  
 Tim Nedin ..... 1989  
 Oscar Negron ..... 1975  
 Stephen Neill ..... 1996  
 Carl Nelson ..... 1957-60  
 Harvey Nemeroff ..... 1974-75  
 Roger Nettles ..... 1967  
 Jason Newlin ..... 2002  
 John Nicholas ..... 1975-76  
 Dave Nichols ..... 1971-72  
 Dick Nichols ..... 1968-70

Joe Nichols ..... 1976-79  
 Gary Nichols ..... 1963-65  
 Jerry Nielsen ..... 1987-88  
 Jack Niles ..... 1993-94  
 Randy Niles ..... 1995-97  
 Klyne Nowlin ..... 1951-53  
 Danny O'Brien ..... 1973-75  
 Phil Olson ..... 1993-95  
 Steve Oppenheim ..... 1972  
 Pat Osburn ..... 1970  
 George Otero ..... 1998  
 Danny Owen ..... 1975-76



Joe Pacetti ..... 1985  
 Gary Painter ..... 1989-90  
 Bert Palmer ..... 1953  
 Keith Parenteau ..... 1980  
 Brad Parker ..... 1988-90  
 Derek Parker ..... 1979  
 Craig Patterson ..... 1978-79  
 Brent Pearson ..... 2001  
 Ray Pearson ..... 1953  
 Ed Peres ..... 1972-73  
 Eduardo Perez ..... 1989-91  
 Trent Peterson ..... 2001-03  
 Jerry Philip ..... 1957-58  
 Tim Phillips ..... 1980-82  
 Chris Pinder ..... 1984  
 Charlie Pinkermann ..... 1956-59  
 Keith Pitchford ..... 1962-63  
 Bruce Pollack ..... 1967  
 Chris Pollack ..... 1986-87  
 Ed Porcelli ..... 1986-87  
 Tim Porter ..... 1969-70  
 Cory Posey ..... 2000  
 Lynn Powell ..... 1963  
 Dave Price ..... 1970-72  
 Dave Price ..... 1972-73  
 Brad Prior ..... 1976  
 Jeff Probst ..... 2001-02  
 Scott Proctor ..... 1996-98



Craig Ramsey ..... 1976-79  
 Cliff Ranew ..... 1964-65  
 Rocky Rau ..... 1989-90  
 Robby Read ..... 2000-02  
 Derek Reams ..... 1993  
 Bob Reboin ..... 1989  
 Jim Reed ..... 1964-65  
 Jody Reed ..... 1983-84  
 Ray Revak ..... 1984-85  
 Dave Rhino ..... 1982  
 Marty Rice ..... 1971-74  
 Tony Richie ..... 2001-03  
 Kevin Richmond ..... 2002-03  
 Mike Riebling ..... 1967-69  
 Justin Rigney ..... 1992

Kevin Rigsby	1978
Jim Riley	1978-79
Dan Roatche	1969-72
Chris Roberts	1990-92
Pete Roberts	1967
Clay Robertson	1987
Kenny Robinson	1991
Matt Robinson	1982-83
Charlie Rodgers	1957-60
Carlos Rodriguez	1975
Nick Rogers	2001-02
Eric Roman	1999-02
John Rombough	1994
Marc Ronan	1988-90
Tom Rosa	1972-73
Hank Ross	1959
Jack Ross	1960-62
Larry Rothschild	1974
George Roundtree	1962-64
Mike Rudi	1987-88
Jim Rushworth	1992




Harry Saferight	1970-71
Rick Saffel	1979
Tom Sailor	1982
Jeremy Salazar	1995-98
Chuck Sanders	1952-53
Deion Sanders	1987-88
Jerry Santos	1988-89
Pete Sarron	1965-66
Mark Sauls	2003
Matt Sauls	2003
Craig Saxner	1985-86
Bill Saunders	1976
Mac Scarce	1970-71
Mike Scarce	1971-72
Glayden Schafer	1953
Jim Scheller	1969-70
Ed Schneider	1980-81
Mike Schmitz	1993
Greg Schnute	1968-70
Scott Schroeffel	1993
Sam Scott	1999
Jim SeEVERS	1955
Brian Senior	1995-96
Nandy Serrano	1991-92
John Sheppard	1957-58
Bob Sherman	1961
Tim Sherrill	1972-73
Buddy Shaw	1983
Chad Sheffer	1993
Ken Shimchak	1977-79
Gordon Shirah	1954-56
Jamey Shouppe	1981-82
Bob Shupack	1953
Howard Siegle	1974
Herb Sikes	1969-72
Ken Silvestri	1971-72
Glen Simon	2003
Bob Skala	1953
Ross Skelton	1968
Craig Skok	1968-69
Mike Skoutelakis	1987
Mike Slade	1969-72
Ken Sloan	1966
Frank Slusser	1956-58
David Smalley	1980-83

Mike Smalley	1998-99
Chris Smith	1999-00
Derrick Smith	2003
Dwight Smith	1961-63
Jackie Smith	1976-77
Ken Smith	1985
Kevin Smith	1985
Richie Smith	2001
Roger Smith	1972-73
Rick Snyder	1971-73
Tom Snyder	1982
David Sorokowski	1988-89
Paul Sorrento	1984-86
Bobby Spano	1999-00
Kyle Spitzer	1960-62
James Spooner	1967
Gary Sprague	1966
Geoff Sprague	1996-97
Ron Spyker	1987
Bill Stagland	1961
Matt Stanford	1997
Richard Steed	1975
Scott Steinitz	1989
Darnell Stewart	1966-67
Kent Stille	1963
Nick Stocks	1998-99
Jack Straub	1953
Ricky Stuart	1978
Michael Stubbs	1988
Len Sullivan	1967
Marv Stringfellow	1965-67
Ken Suarez	1963
Walt Sumner	1968-69
Bob Sutton	1966
Harvey Sweeney	1954-56
Alan Swindle	1980-82
Ken Sylvestri	1975
Carl Szymanski	1974



Steve Taddeo	1986-87
Houston Taff	1966
Jeff Tam	1993
John Marc Tamayo	1988-90
Jeff Tandlich	1974
Bruce Tanner	1981-83
Buddy Teagle	1960-62
George Tebbetts	1980
Steve Tebbetts	1973-75
Clint Thigpen	2000
Al Thomas	1962-63
Mike Thomas	1976
Paul Thomas	1984-87
Tom Thomas	1966-67
Jeff Tibbitts	1991
Mike Tice	1978-79
Scott Toole	2001-02
Ed Trancygier	1961
Ronnie Traylor	1978-79
Doug Treadway	1983-84
Shawn Troxell	1987
Steve Tuako	1977
John Tucker	1961-62
Gale Tuggle	1955-56
Jerry Turner	1961
Fred Twomey	1954-57
Pat Underhill	1989
Blair Varnes	1999-02

Mike Vasquez	1968-71
Bob Vaughn	1955-56
Gary Viero	1976
Wayne Vincent	1966-68



Bobby Waits	1954-57
Doug Walker	1960-61
Bob Wancika	1959
John Wannish	1987
Jim Ward	1965-66
Daniel Wardell	2003
John Wasdin	1991-93
Colby Weaver	1992-94
Jim Weaver	1980
Ham Wernke	1954-55
Bill Westendick	1957-60
Ed West	1976
Chris Whidden	1999-00, 02-03
Nick Whidden	2000-01
Jon Whitacker	1968
Tom Whitaker	1967-68
Jimmy White	1960-62
Chas Widden	1953
Dick Wiggins	1979-80
Bob Wilcox	1964-65
Denny Williams	1972-73
Laverne Williams	1953
Bill Williamson	1962-63
Gary Williamson	1963-64
Paul Wilson	1992-94
John Wolfner	1979-80
Howard Wood	1967
Willie Woods	1987
Matt Woodward	1995-98
Woody Woodward	1962-64
Bob Wooley	1965-67
Bob Wynn	1953-54



Casey Yarbrough	1992
Ed Yarnell	1966-67
Mike Yastrzemski	1980-83
Manny Yglesias	1953
David Yocum	1994-95
Jose Zabala	1995-98
Bryan Zech	2001-03
Scott Zech	1994-97
Greg Zera	1968-71
Bill Ziegler	1966-67
Mike Ziegler	2000
Roger Zimmerman	1961
Tom Zoeller	1983-86
Al Zyla	1959