

2003 SEASON REVIEW

FSU BY THE NUMBERS

Overall Record	54-13-1
ACC (including tournament)	22-7
Non-Conference	32-6-1
Postseason	4-3
Vs. Ranked Teams	21-13-1
Vs. Unranked Teams	37-1
Home Games	34-6
Road Games	14-5-1
Neutral Games	6-2
Day Games	34-5-1
Night Games	20-8
Vs. Right-handed Starters	35-7
Vs. Left-handed Starters	19-6-1
One-Run Games	7-5
Two-Run Games	7-2
Five+ Run Games	35-2
FSU Scores 5 or More	47-5-1
Opponents Score < 5	35-3
Extra Innings	2-3-1
Shutouts	9-0
Doubleheader Games	6-2
FSU Scores First	39-7
Opponent Scores First	15-6-1
Led After Seven	50-2
Trailed After Seven	4-7
Tied After Seven	2-4-1
Led After Eight	51-1
Trailed After Eight	2-9-1
Tied After Eight	1-3
Out-hit Opponents	43-1
Out-hit by Opponents	9-11-1
January	1-0
February	11-1
March	16-4
April	10-2-1
May	14-4
June	2-2
Last 5 Games	3-2
Last 10 Games	6-4
Current Streak	12

Sunday wins over South Alabama. Lynch had a complete game shutout (three hits, eight strikeouts, no walks) in FSU's opening round victory over Jacksonville.

EIGHT SEMINOLES TAKEN IN MLB DRAFT

A total of eight Seminoles were selected in the MLB Draft, which was held on Tuesday and Wednesday. Here's a look:

Player, Year	Team	Round (Overall)
C Tony Richie, Jr.	Chicago Cubs	4th (103)
OF Blake Balkcom, Jr.	Anaheim Angels	5th (150)
LHP Trent Peterson, Jr.	Oakland A's	5th (152)
LHP Matt Lynch, Sr.	Oakland A's	10th (302)
LHP Daniel Davidson, Sr.	Anaheim Angels	13th (390)
OF Tony McQuade, Jr.	Chicago Cubs	15th (433)
RHP Marc LaMacchia, Jr.	Texas Rangers	21st (616)
LHP Daniel Hodges, Sr.	Philadelphia Phillies	26th (775)



Daniel Hodges

FACING RANKED OPPONENTS

FSU has played a total of 21 games against six teams ranked in the current *Baseball America* Top 25 poll, including six games with No. 10 Miami. Here's a look:

RANK	OPPONENT	SERIES RESULT
4.	Stanford	FSU won series 2-1
6.	Texas	FSU lost series 0-2
9.	NC State	FSU split series 2-2
10.	Miami	FSU won series 4-1-1
16.	Georgia Tech	FSU split series 2-2
18.	UNC	FSU split series 2-2

RICHIE NAMED NCAA REGIONAL MOP

Florida State catcher Tony Richie was named the most outstanding player in the NCAA Regional Regional in Tallahassee. Richie hit .591 (13-for-22) with one home run, three doubles, seven runs scores and six RBI in FSU's five games. He was joined on the All-Regional team by 1B Jerrod Brown, SS Stephen Drew, RF Blake Balkcom, LHP Matt Lynch and DH Eddy Martinez-Esteve. Brown had four home runs in the regional and Drew led the team with a total of 10 RBI, including nine in the two



FSU IN THE NCAA TOURNAMENT

Florida State made its 41st appearance in NCAA postseason play including 26 consecutive appearances, the second-longest streak in the country. The Seminoles made their first NCAA appearance in 1956. FSU has advanced to the College World Series 18 times, most recently in 2000. The Seminoles fell at Georgia in three games in the 2001 Super Regional, lost to Notre Dame in three games in 2002 and fell to Texas in two games in last season's Super Regional in Tallahassee.

RICHIE NAMED BENCH AWARD FINALIST

All-American catcher Tony Richie was named one of three finalists for the 2003 Johnny Bench Award (along with Stanford's Ryan Garko and NC State's Colt Morton). Richie hit .366 with 12 home runs and led the team in both RBI (78) and doubles (26). Where he separates himself as one of the best catchers in the country is behind the plate. He led the ACC with eight pick-offs (for the second year in a row) and threw out 24-of-63 runners on stolen base attempts (38%). In addition, he was charged with just one passed ball — the lowest in the conference.

SEVEN HOMERS IN A GAME MOST SINCE 1999

Florida State's seven home runs vs. South Alabama in the second game (6/1) of the NCAA Regional were the most since the team set a school record with nine homers at Maryland on May 9, 1999. Marshall McDougall set the NCAA record in that game with six home runs. In the game against South Alabama, six different Seminoles had a home run. Stephen Drew led the way with two while Tony McQuade, Jerrod Brown, Tony Richie, Daniel Wardell and Bryan Zech had one apiece.

RICHIE STEPS UP IN NCAA PLAY

Junior catcher Tony Richie has elevated his game in

his three years at Florida State in postseason competition. He boasted a career .500 (39-for-78) average in 19 NCAA Tournament games with four home runs, six doubles, 17 runs scored and 21 RBI. In addition, Richie was named to the ACC All-Tournament team in each of his three seasons.

DAVIDSON STAYS UNDEFEATED

Senior left-hander Daniel Davidson finished his Seminole career with a 16-0 record with the victory over South Alabama (6/1) in the NCAA Regional. Davidson went 10-0 in 2003 after putting together a 6-0 record in his first season at FSU as a junior. The FSU record for consecutive victories in a career is 18, set by Larry Jones in 1974-75. Gene Amman holds the mark for fewest losses in a season (10+ decisions) when he went 15-0 in 1970.

FSU CLAIMS SIXTH ACC REGULAR SEASON TITLE

The Seminoles claimed their sixth ACC regular season title since joining the ACC in 1992 with a sweep of Duke in the last week of the regular season. Here is a look at the regular season ACC Champions since 1992:

1992	Clemson
1993	Georgia Tech
1994	Clemson
1995	Clemson
1996	Florida State
1997	Georgia Tech
1998	Florida State
1999	Florida State
2000	Georgia Tech
2001	Florida State
2002	Florida State
2003	Florida State

THE BIG INNING

Florida State scored five or more runs in an inning 27 times in 2003. In 2002, FSU had 28 "big run" innings that totaled 173 runs. The Seminoles went 27-1 in those games in 2002. In 2003, FSU went 21-1 when scoring five or more runs in an inning. Here's a look at the big innings of 2003:

GAME (DATE)	RUNS/INNING	RESULT
VMI (1/31)	5/6th	W, 12-4
VMI (2/2)	6/7th	W, 10-3
Evansville (2/15)	5/1st	W, 14-3
Appalachian St. (2/21)	5/4th & 11/7th	W, 16-6
Appalachian St. (2/22)	5/5th	W, 9-1
Appalachian St. (2/23)	6/1st & 11/6th	W, 17-0
Siena (3/5)	7/5th	W, 14-5
Florida (3/9)	5/6th	L, 9-8
St. Joseph's (3/12)	5/3rd & 6/4th	W, 14-0
Virginia (3/14)	5/1st	W, 9-1
Wake Forest (4/5)	5/6th	W, 7-2
Georgia Tech (5/2)	5/7th	W, 7-1
Jacksonville (5/6)	5/4th	W, 11-3
Maryland (5/9)	6/3rd & 6/9th	W, 15-4
Maryland (5/10)	5/1st	W, 14-6
Maryland (5/11)	11/9th	W, 17-7
Duke (5/16-Game 1)	5/1st	W, 11-6
Duke (5/16-Game 2)	5/3rd	W, 12-7
Duke (5/17)	5/7th	W, 15-8
NC State (ACC - 5/24)	10/5th	W, 17-6
Rutgers (NCAA - 5/31)	5/4th & 8/5th	W, 17-7
So. Alabama (NCAA - 6/1)	8/5th	W, 13-5
Totals	171 (27 innings)	21-1

GAME-BY-GAME STARTING PITCHERS

LHP Trent Peterson (10-1, 2.70 ERA)

DATE	OPP (W-L)	R/ER	IP	H	K	BB
2/2	VMI	3/1	4.0	5	8	3
2/16	Evansville (W)	0/0	5.0	3	3	2
2/23	App. St. (W)	0/0	5.0	1	10	1
3/2	Charl. So. (W)	1/1	8.0	4	5	1
3/8	Florida	3/2	5.2	6	5	2
3/15	Virginia (W)	0/0	8.0	5	9	1
3/22	at NC State	2/1	7.1	3	6	0
3/28	N. Carolina (W)	2/2	5.2	4	9	2
4/4	Wake Forest (W)	3/3	8.0	6	7	1
4/11	Clemson (L)	8/4	5.0	9	3	2
4/18	at Miami (W)	2/2	7.2	6	3	3
4/25	Miami (W)	0/0	6.2	4	5	2
5/2	at Georgia Tech	0/0	2.1	1	1	0
5/4	at Georgia Tech	7/4	3.2	7	1	0
5/9	at Maryland (W)	4/3	6.1	9	5	3
5/16	at Duke (W)	2/2	5.0	4	9	0
5/23	vs N. Carolina	2/2	8.0	6	9	2
5/31	vs So. Alabama	3/3	6.1	9	9	2
6/8	vs. Texas	2/2	5.2	2	4	7

LHP Matt Lynch (13-4, 3.53 ERA)

1/31	VMI (W)	4/4	5.0	7	5	2
2/8	at Stanford (W)	1/1	7.0	5	5	3
2/14	Evansville (W)	2/2	6.0	6	6	1
2/21	App. St.	5/4	5.1	9	4	0
2/28	Charl. So. (W)	0/0	6.0	3	5	1
3/7	Florida (W)	4/2	7.1	10	4	0
3/14	Virginia (W)	1/1	6.2	6	7	2
3/22	at NC State (L)	4/4	7.0	9	4	4
3/29	N. Carolina (L)	5/5	5.0	11	6	0
4/5	Wake Forest (W)	2/1	6.0	5	3	3
4/12	Clemson (W)	2/2	5.0	6	4	1
4/19	at Miami (W)	4/4	6.0	7	6	2
4/26	Miami (L)	9/1	5.0	8	2	3
5/3	at Georgia Tech	3/3	4.1	4	4	7
5/10	at Maryland (W)	5/5	6.0	6	3	1
5/16	at Duke (W)	0/0	5.0	5	5	1
5/22	vs Duke (W)	0/0	8.0	6	7	2
5/30	vs Jacksonville (W)	0/0	9.0	3	8	0
6/9	vs. Texas (L)	5/5	2.2	5	1	2

LHP Daniel Davidson (10-0, 2.63 ERA)

3/16	Virginia	0/0	7.0	3	5	0
3/23	at NC State (W)	1/1	6.2	4	6	2
3/30	N. Carolina (W)	1/1	6.1	6	6	1
4/6	Wake Forest (W)	4/4	6.0	10	3	2
4/13	Clemson (W)	0/0	7.0	4	7	0
4/20	at Miami	4/4	3.2	6	2	3
4/27	Miami (W)	0/0	5.1	2	3	2
5/11	at Maryland	3/3	5.1	5	3	4
5/17	at Duke	7/5	4.0	9	5	1
5/24	vs Virginia (W)	0/0	7.2	3	7	1
6/1	vs So. Alabama (W)	5/5	9.0	10	5	1

RHP Mark Sauls (5-0, 3.27 ERA)

2/9	at Stanford	4/2	4.1	8	2	2
2/15	Evansville (W)	2/2	5.0	5	8	1
2/22	App. St. (W)	1/0	5.0	1	4	0
3/2	Charl. So.	3/2	1.0	4.0	2	10
3/5	Siena	5/1	4.2	3	2	2
3/11	St. Joseph's	5/2	3.2	6	4	2
4/16	Jacksonville	4/1	4.0	7	3	1
5/6	at Jacksonville	0/0	5.0	4	8	0
5/24	vs NC State	2/0	3.2	4	3	4
5/31	vs Rutgers (W)	5/5	5.0	10	4	1

RHP Glen Simon (3-0, 1.57 ERA)

3/6	Siena (W)	0/0	7.0	3.0	4	3
3/12	St. Joseph's (W)	0/0	5.0	3	5	1
3/26	The Citadel (W)	2/2	5.0	6	5	2
5/25	vs Georgia Tech	2/2	4.0	4	0	2
6/1	vs So. Alabama	1/0	2.2	1	1	3

LHP Hunter Jones (2-0, 2.53 ERA)

3/4	Siena (W)	2/2	5.0	5	3	2
-----	-----------	-----	-----	---	---	---

RHP Eddie Cannon (0-1, 4.58 ERA)

3/9	at Florida (L)	8/8	2.2	9	1	1
-----	----------------	-----	-----	---	---	---



ACC PLAYERS & PITCHERS OF THE WEEK

C Tony Richie (February 17th) Hit .455 (5-11) with two HR, four runs scored and totaled nine RBI for the week.

LHP Daniel Hodges (March 10th) Recorded two saves against Florida and did not allow a run in 4.0 innings pitched, also struck out four in 4 appearances.

LHP Daniel Davidson (March 17th) Went 1-0 and threw 10.1 scoreless innings for the week, struck out 12 (no walks) and did not allow a runner past 2B.

LHP Daniel Davidson (April 14th) Defeated Clemson to improve to 6-0, threw seven scoreless innings on four hits and tied a career-high with 7 K's.

RF Blake Balkcom (May 5th) Hit .455 (5-11) with two HR, a double, four RBI and scored five runs in the series win over Georgia Tech.

IF Tony McQuade (May 12th) Hit .667 (8-12) with two HR, two doubles, eight RBI and scored eight runs with a slugging pct. of 1.333 as the Seminoles went 4-0 at Jacksonville and Maryland.

ACC'S TOP PITCHING STAFF

Since joining the ACC in 1992, Florida State has led the conference in earned run average nine times. Only in '92 and '96 did a team other than FSU have the lowest ERA.

Year	Team	Earned Run Average
1992	Clemson	2.86 (FSU 3.02)
1993	Florida State	2.90
1994	Florida State	3.09
1995	Florida State	2.70
1996	Clemson	3.03 (FSU 3.55)
1997	Florida State	4.10
1998	Florida State	3.78
1999	Florida State	3.14
2000	Florida State	3.23
2001	Florida State	3.47
2002	Florida State	3.96
2003	Florida State	2.96

WEEK-BY-WEEK IN THE POLLS

Here is where FSU has ranked each week in the *Baseball America*, *Sports Weekly/ESPN Coaches* and *Collegiate Baseball Polls*:

	BA	SW	CB
Preseason	4	3	2
February 3rd	--	--	2
February 10th	3	2	2
February 17th	3	2	2
February 24th	3	1	1
March 3rd	3	1	1
March 10th	4	2	3
March 17th	4	2	2
March 24th	6	5	3
March 31st	3	2	2
April 7th	3	2	2
April 14th	3	2	2
April 21st	2	1	2
April 28th	2	2	2
May 5th	1	1	1
May 12th	1	1	1
May 19th	1	1	1
May 26th	1	1	2
June 2nd	1	1	2
June 10th	6	--	9
June 25th	6	8	9

251 CONSECUTIVE POLLS

The Florida State baseball program has been ranked in 251 consecutive *Collegiate Baseball* polls, the most of any Atlantic Coast Conference school. The last time FSU was not ranked according to that publication was May 2, 1988.



2003 SERIES-BY-SERIES BREAKDOWN

BATTING	AVG	AB	R	H	RBI	2B-3B-HR	BB-SO
VMI	.304	102	27	31	20	11-2-0	14-18
at Stanford	.185	119	15	22	13	2-0-3	13-34
Evansville	.373	110	38	41	34	3-2-7	23-15
App. State	.406	96	42	39	38	10-0-5	29-8
C. Southern	.270	89	21	24	19	4-1-0	14-14
Siena	.343	102	33	35	25	10-0-2	29-10
Florida	.317	104	22	33	21	11-0-2	10-24
St. Joseph's	.328	67	25	22	17	7-2-0	20-9
Virginia	.272	103	18	28	15	3-0-5	14-22
at NC State	.148	88	7	13	7	0-0-1	13-25
The Citadel	.474	38	10	18	9	7-1-1	4-5
North Carolina	.295	95	14	28	14	2-1-2	18-14
Wake Forest	.324	102	24	33	22	8-2-3	14-19
Clemson	.268	97	19	26	16	6-0-4	12-25
Jacksonville	.333	75	16	25	14	9-1-0	8-14
Miami	.278	194	33	54	30	14-0-8	29-34
at Georgia Tech	.243	103	23	25	22	4-1-7	14-21
at Maryland	.427	131	46	56	44	13-3-7	14-26
at Duke	.348	115	38	40	34	8-1-4	18-14
ACC Tournament	.317	180	41	57	37	13-1-5	21-27
NCAA Regional	.335	184	54	61	51	13-0-13	30-22
Super Regional	.229	70	8	16	7	3-1-2	10-16

PITCHING	W-L	ERA	IP	H	R	ER	BB-SO
VMI	3-0	1.67	27.0	17	8	5	9-34
at Stanford	2-1	3.03	32.2	33	13	11	16-21
Evansville	3-0	1.67	27.0	18	6	5	6-29
App. State	3-0	1.96	23.0	18	7	5	2-26
C. Southern	3-0	1.67	27.0	17	8	5	9-30
Siena	3-0	2.00	27.0	22	14	6	8-25
Florida	2-1	5.19	26.0	30	20	15	8-21
St. Joseph's	2-0	1.00	18.0	10	5	2	3-22
Virginia	3-0	1.50	30.0	23	5	5	5-34
at NC State	1-2	3.24	25.0	21	10	9	7-21
The Citadel	1-0	2.00	9.0	9	2	2	3-8
North Carolina	2-1	2.67	27.0	27	13	8	5-32
Wake Forest	3-0	4.00	27.0	29	14	12	8-20
Clemson	2-1	2.00	27.0	28	11	6	6-28
Jacksonville	2-0	2.50	18.0	18	7	5	1-21
Miami	4-1-1	3.11	55.0	56	27	19	17-32
at Georgia Tech	2-1	2.93	27.2	24	13	9	17-23
at Maryland	3-0	4.00	27.0	27	17	12	10-19
at Duke	3-0	5.00	27.0	31	21	15	6-29
ACC Tournament	3-2	2.18	45.1	42	19	11	16-40
NCAA Regional	4-1	4.30	44.0	45	22	21	12-41
Super Regional	0-2	7.41	17.0	18	14	14	13-13

RICHIE & BALKCOM ON ACC ALL-TOURNAMENT TEAM

Catcher Tony Richie and right fielder Blake Balkcom were voted to the ACC All-Tournament Team as FSU went 3-2 in Salem. Richie, who made the team for the third straight year, led the team with a .476 average while Balkcom hit .381 with two homers.

EIGHT SEMINOLES AMONG ALL-ACC HONOREES

Florida State had three players named first team All-ACC and five players named second team All-ACC at the ACC banquet. Sophomore shortstop Stephen Drew, last year's ACC Rookie of the Year, was named to the first team for the second straight year. He was joined by junior left-hander Trent Peterson and junior outfielder Tony McQuade. Senior LHP Matt Lynch, junior LHP Daniel Davidson, senior LHP Daniel Hodges, senior 1B Jerrod Brown and junior C Tony Richie were voted to the second team by the league's nine head coaches.

BULLPEN BOASTS 2.75 ERA

Florida State's relief pitching was impressive throughout the 2003 season. The bullpen finished with an ERA of



HITTING STREAKS

PLAYER	CURRENT	2003 LONGEST	CAREER
Martinez-Esteve	8	8	8
Richie	7	13	14
Balkcom	5	17	17
McQuade	5	14	14
Drew	4	9	13
Hart	1	9	9
Zech	1	8	9
Brown	-	9	9
Wardell	-	8	8
Cheesman	-	5	5
Smith	-	5	5
Matt Sauls	-	4	4
Richmond	-	2	4
Manasa	-	2	2

2003 MULTI-HIT GAMES

Player	2	3	4	5+	Total
Richie	20	11	-	-	31
Drew	12	6	4	-	22
McQuade	12	9	-	1	22
Martinez-Esteve	15	5	1	-	21
Balkcom	20	1	-	-	21
Brown	14	4	1	-	19
Hart	14	1	1	-	16
Matt Sauls	11	2	1	-	14
Zech	10	2	-	-	12
Cheesman	6	3	-	-	9
Smith	5	2	-	-	7
Wardell	4	-	-	-	4
Manasa	2	-	-	-	2

2003 MULTI-RBI GAMES

Player	2	3	4	5+	Total
Richie	10	10	-	2	22
Brown	14	2	1	-	17
Drew	5	4	4	2	15
Balkcom	10	4	-	-	14
McQuade	6	4	-	2	12
Martinez-Esteve	7	2	-	1	10
Matt Sauls	7	2	1	-	10
Hart	7	1	1	-	9
Wardell	3	1	1	-	5
Zech	4	1	-	-	5
Cheesman	1	3	-	-	4
Smith	4	-	-	-	4
Richmond	1	-	-	-	1

just 2.75 and an opponent batting average of .222. FSU's starting pitchers had a 3.09 ERA while opponents hit .251 against them. In 238.2 innings of work, the relievers allowed just 73 earned runs while striking out 244. The starters went 375.0 innings and gave up 129 earned runs while striking out 325 batters. Listed below is a complete breakdown:

Starters

ERA	IP	H	ER	OPP	BA	K	BB
3.09	375.0	361	129	.251	(361-1441)	325	115

Relievers

2.75	238.2	202	73	.222	(202-911)	244	72
------	-------	-----	----	------	-----------	-----	----

LYNCH & HODGES IN ACC CAREER STATS

Matt Lynch and Daniel Hodges moved their way up the ACC career pitching statistics in 2003. Hodges finished



fourth all-time with 31 saves and third in appearances with 127. Lynch is second in ACC history with 42 victories, passing Georgia Tech's Doug Creek and former FSU pitcher Blair Varnes with his last win over Jacksonville (5/30) in the NCAA Regional.

MID-INNING SCORING

The Seminoles scored 315 (55%) of their 574 runs in 2003 during the fourth, fifth, sixth and seventh innings. Opponents have scored just 135 runs during that four-inning stretch. Here's a breakdown:

INNING	FSU RUNS	OPP RUNS	DIFF
4th	80	38	+42
5th	75	25	+50
6th	95	39	+56
7th	65	33	+32
TOTALS	315	135	+180

LAST HOME RUNS FOR FSU

(only games with an at bat included)

Player	Game	Games Since
Tony Richie	Texas (6/9/03)	-
Chris Hart	Texas (6/9/03)	-
Stephen Drew	South Alabama (6/1/03)	1
Tony McQuade	South Alabama (6/1/03)	2
Daniel Wardell	South Alabama (6/1/03)	2
Jerrold Brown	South Alabama (6/1/03)	2
Bryan Zech	South Alabama (6/1/03)	2
Blake Balkcom	Rutgers (5/31/03)	4
Matt Sauls	at Maryland (5/11/03)	8
Eddy Martinez-Esteve	at Miami (4/19/03)	11
Derrick Smith	Evansville (2/16/03)	35
Aaron Cheesman	Evansville (2/14/03)	36

FSU THE MOST SUCCESSFUL ACC TEAM SINCE '95

Based on total conference wins, Florida State has been the most dominant team in the Atlantic Coast Conference over the last nine years. The Seminoles are 198-61 (.764) against ACC opponents (including ACC tournaments) since 1995, which includes three ACC championships. Here is a look:

OVERALL	ACC TITLES	NCAA	APP
1. Florida State	198-61	3	8
2. Clemson	162-88	0	8
3. Georgia Tech	153-100	1	7
4. Wake Forest	133-110	3	5
5. NC State	122-126	0	3
6. North Carolina	118-125	0	4
7. Virginia	91-148	1	1
8. Duke	63-170	0	0
9. Maryland	53-176	0	0

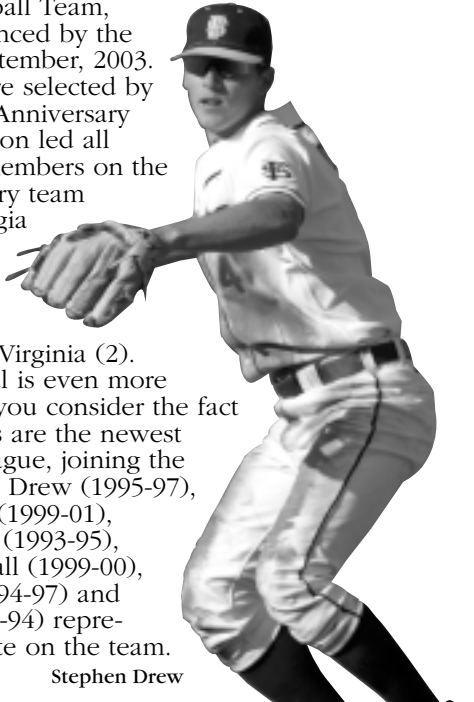
SEMINOLES END KYLE SLEETH'S NCAA RECORD RUN

In Florida State's 7-5 win over Wake Forest on Friday, April 4, 2003, the Seminoles ended right-hander Kyle Sleeth's winning streak at 26 games. Sleeth needed a win over FSU to establish a new NCAA record for consecutive victories. Sleeth, who had last loss on March 25, 2001, allowed seven runs (six earned) on 11 hits over eight innings. He struck out eight and walked six. Sleeth tied BYU's Scott Nielsen (1978, 82-83) for the NCAA consecutive wins record. Junior left-hander Trent Peterson got the win for the Seminoles.

ACC 50TH ANNIVERSARY TEAM

Florida State was well represented on the ACC 50th Anniversary Baseball Team, which was announced by the conference in September, 2003. Six Seminoles were selected by the league's 50th Anniversary Committee. Clemson led all schools with 12 members on the Golden Anniversary team followed by Georgia Tech (9), NC State (7), Wake Forest (7), FSU (6), UNC (4), Duke (3), Maryland (2) and Virginia (2). Florida State's total is even more impressive when you consider the fact that the Seminoles are the newest member of the league, joining the ACC in 1992. J.D. Drew (1995-97), John-Ford Griffin (1999-01), Jonathan Johnson (1993-95), Marshall McDougall (1999-00), Jeremy Morris (1994-97) and Paul Wilson (1992-94) represented Florida State on the team.

Stephen Drew



HOME RUN SEQUENCE (SEASON TOTAL - 79)

PLAYER	DATE	OPPONENT	PITCHER	RUNNERS
Chris Hart	Feb. 08	at Stanford	Cunningham	Solo HR
Tony McQuade	Feb. 09	at Stanford	Quick	3-run HR
Tony Richie	Feb. 09	at Stanford	O'Hagan	Solo HR
Aaron Cheesman	Feb. 14	Evansville	Williams	Solo HR
Tony Richie	Feb. 15	Evansville	Arreola	3-run HR
Daniel Wardell	Feb. 15	Evansville	Prout	Solo HR
Tony Richie	Feb. 16	Evansville	Rogers	2-run HR
Jerrold Brown	Feb. 16	Evansville	Rogers	2-run HR
Daniel Wardell	Feb. 16	Evansville	Davis	2-run HR
Derrick Smith	Feb. 16	Evansville	Davis	2-run HR
Stephen Drew	Feb. 21	App. State	Craig	3-run HR
Martinez-Esteve	Feb. 21	App. State	Craig	2-run HR
Matt Sauls	Feb. 21	App. State	Reeder	2-run HR
Tony McQuade	Feb. 22	App. State	Kline	Solo HR
Martinez-Esteve	Feb. 23	App. State	Clark	3-run HR
Chris Hart	Mar. 5	Siena	Khoury	2-run HR
Tony Richie	Mar. 6	Siena	Courage	2-run HR
Matt Sauls	Mar. 9	at Florida	Falkenbach	2-run HR
Stephen Drew	Mar. 9	at Florida	Falkenbach	Solo HR
Chris Hart	Mar. 14	Virginia	Kamrath	Grand Slam
Martinez-Esteve	Mar. 14	Virginia	Kamrath	Solo HR
Martinez-Esteve	Mar. 14	Virginia	Kamrath	Solo HR
Stephen Drew	Mar. 14	Virginia	Morganthaler	2-run HR
Martinez-Esteve	Mar. 16	Virginia	Spooner	Solo HR
Tony McQuade	Mar. 22	at NC State	Rogers	Solo HR
Martinez-Esteve	Mar. 26	The Citadel	Owens	Solo HR
Tony Richie	Mar. 28	N. Carolina	Bakker	2-run HR
Blake Balkcom	Mar. 29	N. Carolina	Moore	Solo-HR
Tony McQuade	April 5	Wake Forest	Morley	Solo-HR
Matt Sauls	April 5	Wake Forest	Davidson	2-run HR
Tony Richie	April 6	Wake Forest	Hill	3-run HR
Tony Richie	April 11	Clemson	Lumsden	2-run HR
Martinez-Esteve	April 11	Clemson	Lumsden	Solo HR
Drew	April 12	Clemson	Hogan	Solo HR
Balkcom	April 12	Clemson	Trolia	2-run HR
Martinez-Esteve	April 18	at Miami	Cockroft	Solo HR
Tony McQuade	April 18	at Miami	Cockroft	Solo HR
Martinez-Esteve	April 19	at Miami	Bongiovanni	2-run HR
Tony McQuade	April 20	at Miami	Camardese	2-run HR
Stephen Drew	April 25	Miami	Cockroft	Solo HR
Tony Richie	April 26	Miami	Camardese	Solo HR
Tony Richie	April 27	Miami	Perez	2-run HR
Tony McQuade	April 27	Miami	Dixon	2-run HR
Jerrold Brown	May 3	at Ga. Tech	Owings	2-run HR
Blake Balkcom	May 3	at Ga. Tech	Owings	2-run HR
Tony McQuade	May 4	at Ga. Tech	Bakker	Solo HR
Tony Richie	May 4	at Ga. Tech	Goodman	Solo HR
Blake Balkcom	May 4	at Ga. Tech	Kown	Solo HR
Stephen Drew	May 4	at Ga. Tech	Kown	2-run HR
Stephen Drew	May 4	at Ga. Tech	Neighborgall	2-run HR
Tony McQuade	May 9	at Maryland	Basinger	3-run HR
Blake Balkcom	May 9	at Maryland	Norris	3-run HR
Tony McQuade	May 10	at Maryland	Kane	Solo HR
Matt Sauls	May 10	at Maryland	Andrews	2-run HR
Blake Balkcom	May 11	at Maryland	Schmoll	2-run HR
Bryan Zech	May 11	at Maryland	Schmoll	Solo HR
Matt Sauls	May 11	at Maryland	Basinger	Solo HR
Tony McQuade	May 16	at Duke	Walker	Solo HR
Tony McQuade	May 16	at Duke	Jerdan	Grand Slam
Stephen Drew	May 16	at Duke	DeMarco	3-run HR
Jerrold Brown	May 17	at Duke	Dilucchio	Solo HR
Daniel Wardell	May 22	vs. Duke	Durfee	2-run HR
Blake Balkcom	May 22	vs. Duke	Walker	2-run HR
Daniel Wardell	May 23	vs. N. Carolina	Kalkhof	Solo HR
Blake Balkcom	May 24	vs. NC State	Duncan	3-run HR
Stephen Drew	May 25	vs. Ga. Tech	Burks	2-run HR
Jerrold Brown	May 30	vs. Jacksonville	Truty	2-run HR
Jerrold Brown	May 31	vs. Rutgers	Kalb	2-run HR
Daniel Wardell	May 31	vs. Rutgers	Lillis	2-run HR
Blake Balkcom	May 31	vs. Rutgers	Lillis	2-run HR
Jerrold Brown	June 1	vs. So. Alabama	Fullam	Solo HR
Daniel Wardell	June 1	vs. So. Alabama	Lynd	Solo HR
Stephen Drew	June 1	vs. So. Alabama	Heath	Solo HR
Tony McQuade	June 1	vs. So. Alabama	Heath	Solo HR
Tony Richie	June 1	vs. So. Alabama	Heath	Solo HR
Jerrold Brown	June 1	vs. So. Alabama	Heath	2-run HR
Stephen Drew	June 1	vs. So. Alabama	Neal	3-run HR
Daniel Wardell	June 1	vs. So. Alabama	Fullam	2-run HR
Bryan Zech	June 1	vs. So. Alabama	Lynd	2-run HR
Tony Richie	June 9	vs. Texas	Simmons	Solo HR
Chris Hart	June 9	vs. Texas	Cox	Solo HR



GAME-BY-GAME STARTING DEFENSIVE LINEUP

Date	Opponent	Score	C	1B	2B	SS	3B	LF	CF	RF	DH	SP
1.31	VMI	W, 12-4	Richie	Brown	Zech	Drew	M.-Esteve	McQuade	Sauls	Balkcom	Smith	M. Lynch
2.1	VMI	W, 5-1	Richie	Brown	Zech	Drew	M.-Esteve	McQuade	Sauls	Balkcom	Smith	LaMacchia
2.2	VMI	W, 10-3	Richie	Brown	Zech	Drew	M.-Esteve	Smith	McQuade	Balkcom	Hart	Peterson
2.7	at Stanford	L, 2-1	Richie	Brown	Zech	Drew	M.-Esteve	Smith	Sauls	McQuade	Hart	LaMacchia
2.8	at Stanford	W, 4-3	Richie	Brown	Richmond	Zech	M.-Esteve	McQuade	Sauls	Wardell	Hart	M. Lynch
2.9	at Stanford	W, 10-8	Cheesman	Brown	Manasa	Zech	M.-Esteve	Smith	Sauls	McQuade	Richie	Sauls
2.14	Evansville	W, 13-2	Richie	Brown	Hart	Drew	M.-Esteve	Smith	Sauls	McQuade	Cheesman	M. Lynch
2.15	Evansville	W, 14-3	Richie	Brown	Hart	Drew	M.-Esteve	Smith	Sauls	McQuade	Cheesman	Sauls
2.16	Evansville	W, 11-1	Richie	Brown	Hart	Drew	M.-Esteve	Smith	Sauls	McQuade	Cheesman	Peterson
2.21	App. State	W, 16-6	Richie	Brown	Hart	Drew	M.-Esteve	McQuade	Sauls	Wardell	Cheesman	M. Lynch
2.22	App. State	W, 9-1	Richie	Brown	Hart	Drew	M.-Esteve	Smith	Sauls	McQuade	Cheesman	Sauls
2.23	App. State	W, 17-0	Richie	Brown	Hart	Drew	M.-Esteve	McQuade	Sauls	Wardell	Smith	Peterson
2.28	C. Southern	W, 9-0	Richie	Brown	Hart	Drew	M.-Esteve	Smith	Sauls	McQuade	Cheesman	M. Lynch
3.2	C. Southern	W, 2-1	Richie	Brown	Hart	Drew	M.-Esteve	Wardell	Sauls	McQuade	Cheesman	Peterson
3.2	C. Southern	W, 10-7	Cheesman	Brown	Hart	Drew	M.-Esteve	Wardell	Sauls	McQuade	Richie	Sauls
3.4	Siena	W, 13-8	Richie	Brown	Hart	Drew	M.-Esteve	Smith	Sauls	McQuade	Zech	Jones
3.5	Siena	W, 14-5	Richie	Brown	Hart	Drew	M.-Esteve	McQuade	Sauls	Balkcom	Smith	Sauls
3.6	Siena	W, 6-1	Richie	Brown	Zech	Drew	M.-Esteve	McQuade	Sauls	Balkcom	Hart	Simon
3.7	Florida	W, 5-4	Richie	Brown	Hart	Drew	M.-Esteve	McQuade	Sauls	Balkcom	Richmond	M. Lynch
3.8	Florida	W, 9-7	Richie	Brown	Hart	Drew	M.-Esteve	McQuade	Sauls	Balkcom	Smith	Peterson
3.9	at Florida	L, 9-8	Richie	Brown	Hart	Drew	M.-Esteve	McQuade	Sauls	Balkcom	Smith	Cannon
3.11	St. Joseph's	W, 11-5	Cheesman	Brown	Hart	Drew	M.-Esteve	McQuade	Sauls	Balkcom	Richie	Sauls
3.12	St. Joseph's	W, 14-0	Richie	Brown	Zech	Drew	M.-Esteve	McQuade	Sauls	Wardell	Smith	Simon
3.14	Virginia	W, 9-1	Richie	Brown	Hart	Drew	M.-Esteve	McQuade	Sauls	Balkcom	Smith	M. Lynch
3.15	Virginia	W, 4-0	Richie	Brown	Hart	Drew	M.-Esteve	McQuade	Sauls	Balkcom	Wardell	Peterson
3.16	Virginia	W, 5-4	Richie	Brown	Hart	Drew	M.-Esteve	McQuade	Sauls	Balkcom	Cheesman	Davidson
3.21	at NC State	L, 4-2	Richie	Brown	Hart	Drew	M.-Esteve	McQuade	Sauls	Balkcom	Smith	M. Lynch
3.22	at NC State	L, 5-2	Richie	Brown	Hart	Drew	M.-Esteve	McQuade	Sauls	Balkcom	Cheesman	Peterson
3.23	at NC State	W, 3-1	Richie	Brown	Hart	Drew	M.-Esteve	McQuade	Sauls	Balkcom	Smith	Davidson
3.26	The Citadel	W, 10-2	Richie	Brown	Hart	Drew	M.-Esteve	McQuade	Sauls	Wardell	Smith	Simon
3.28	North Carolina	W, 8-4	Richie	Hart	Zech	Drew	M.-Esteve	Wardell	Sauls	Balkcom	Smith	Peterson
3.29	North Carolina	L, 8-4	Richie	Hart	Zech	Drew	M.-Esteve	Wardell	Sauls	Balkcom	Cheesman	M. Lynch
3.30	North Carolina	W, 2-1	Richie	Brown	Hart	Drew	M.-Esteve	McQuade	Sauls	Wardell	Smith	Davidson
4.4	Wake Forest	W, 7-5	Richie	Brown	Hart	Drew	M.-Esteve	McQuade	Sauls	Balkcom	Smith	Peterson
4.5	Wake Forest	W, 7-2	Richie	Brown	Hart	Drew	M.-Esteve	McQuade	Sauls	Balkcom	Smith	M. Lynch
4.6	Wake Forest	W, 10-7	Richie	Brown	Hart	Drew	M.-Esteve	McQuade	Sauls	Balkcom	Smith	Davidson
4.11	Clemson	L, 8-4	Richie	Brown	Hart	Drew	M.-Esteve	McQuade	Sauls	Balkcom	Cheesman	Peterson
4.12	Clemson	W, 7-2	Richie	Brown	Hart	Drew	M.-Esteve	McQuade	Sauls	Balkcom	Smith	M. Lynch
4.13	Clemson	W, 8-1	Richie	Brown	Hart	Drew	M.-Esteve	McQuade	Sauls	Balkcom	Smith	Davidson
4.16	Jacksonville	W, 5-4	Cheesman	Brown	Hart	Drew	M.-Esteve	McQuade	Sauls	Balkcom	Richie	Sauls
4.18	at Miami	W, 4-2	Richie	Brown	Hart	Drew	M.-Esteve	McQuade	Sauls	Balkcom	Zech	Peterson
4.19	at Miami	W, 6-4	Richie	Brown	Hart	Drew	M.-Esteve	McQuade	Sauls	Balkcom	Zech	M. Lynch
4.20	at Miami	T, 7-7	Richie	Brown	Hart	Drew	M.-Esteve	McQuade	Sauls	Balkcom	Zech	Davidson
4.25	Miami	W, 1-0	Richie	Brown	Zech	Drew	Hart	McQuade	Sauls	Balkcom	M.-Esteve	Peterson
4.26	Miami	L, 14-3	Richie	Brown	Zech	Drew	Hart	McQuade	Sauls	Balkcom	Wardell	M. Lynch
4.27	Miami	W, 12-0	Richie	Brown	Zech	Drew	Hart	McQuade	Sauls	Balkcom	Cheesman	Davidson
5.2	at G. Tech	W, 7-1	Richie	Brown	Zech	Drew	Hart	McQuade	Sauls	Balkcom	Cheesman	Peterson
5.3	at G. Tech	L, 5-4 (10)	Richie	Brown	Zech	Drew	Hart	McQuade	Sauls	Balkcom	Cheesman	M. Lynch
5.4	at G. Tech	W, 12-7	Richie	Brown	Zech	Drew	Hart	McQuade	Sauls	Balkcom	Cheesman	Peterson
5.6	at Jax	W, 11-3	Cheesman	Brown	Zech	Drew	Hart	Smith	Sauls	McQuade	Richie	Sauls
5.9	at Maryland	W, 15-4	Richie	Brown	Zech	Drew	Hart	McQuade	Sauls	Balkcom	Cheesman	Peterson
5.10	at Maryland	W, 14-6	Richie	Brown	Zech	Drew	Hart	McQuade	Sauls	Balkcom	Cheesman	M. Lynch
5.11	at Maryland	W, 17-7	Richie	Brown	Zech	Drew	Manasa	McQuade	Sauls	Balkcom	Smith	Davidson
5.16	at Duke	W, 11-6	Richie	Brown	Zech	Drew	Hart	McQuade	Sauls	Balkcom	Cheesman	Peterson
5.16	at Duke	W, 12-7	Richie	Brown	Zech	Drew	Hart	Wardell	McQuade	Balkcom	Cheesman	M. Lynch
5.17	at Duke	W, 15-8	Cheesman	Brown	Zech	Drew	Hart	Wardell	McQuade	Balkcom	Richie	Davidson
5.22	vs. Duke	W, 13-0	Richie	Brown	Zech	Drew	Hart	Wardell	McQuade	Balkcom	Cheesman	M. Lynch
5.23	vs. UNC	L, 3-2	Richie	Brown	Zech	Drew	Hart	Wardell	McQuade	Balkcom	Cheesman	Peterson
5.24	vs. Virginia	W, 2-0	Richie	Brown	Zech	Drew	Hart	Wardell	McQuade	Balkcom	Cheesman	Davidson
5.24	vs. NC State	W, 17-6	Richie	Brown	Zech	Drew	Hart	Wardell	McQuade	Balkcom	Cheesman	Sauls
5.25	vs. G. Tech	L, 10-7	Richie	Brown	Zech	Drew	Hart	Wardell	McQuade	Balkcom	Richmond	Simon
5.30	vs. Jax	W, 6-0	Richie	Brown	Manasa	Zech	Hart	McQuade	Sauls	Balkcom	Wardell	M. Lynch
5.31	vs. S. Ala	L, 8-6	Richie	Brown	Zech	Drew	Hart	McQuade	Sauls	Balkcom	M.-Esteve	Peterson
5.31	vs. Rutgers	W, 17-7	Richie	Brown	Zech	Drew	Hart	McQuade	Sauls	Balkcom	M.-Esteve	Sauls
6.1	vs. S. Ala	W, 13-5	Richie	Brown	Zech	Drew	Hart	McQuade	Sauls	Balkcom	M.-Esteve	Davidson
6.1	vs. S. Ala	W, 12-2	Richie	Brown	Zech	Drew	Hart	McQuade	Sauls	Balkcom	M.-Esteve	Simon
6.8	vs. Texas	L, 8-3	Richie	Brown	Zech	Drew	Hart	McQuade	Sauls	Balkcom	M.-Esteve	Peterson
6.9	vs. Texas	L, 6-5	Richie	Brown	Manasa	Zech	Hart	Wardell	McQuade	Balkcom	M.-Esteve	M. Lynch



GAME-BY-GAME STARTING BATTING ORDER

Date	Opponent	Score	1	2	3	4	5	6	7	8	9	SP
1.31	VMI	W, 12-4	Drew	McQuade	M.-Esteve	Richie	Brown	Smith	Balkcom	Sauls	Zech	M. Lynch
2.1	VMI	W, 5-1	Drew	McQuade	M.-Esteve	Richie	Brown	Smith	Balkcom	Sauls	Zech	LaMacchia
2.2	VMI	W, 10-3	Drew	McQuade	M.-Esteve	Richie	Brown	Smith	Balkcom	Hart	Zech	Peterson
2.7	at Stanford	L, 2-1 (12)	Drew	McQuade	M.-Esteve	Richie	Brown	Smith	Hart	Sauls	Zech	LaMacchia
2.8	at Stanford	W, 4-3	Zech	McQuade	M.-Esteve	Richie	Wardell	Brown	Hart	Sauls	Richmond	M. Lynch
2.9	at Stanford	W, 10-8 (12)	Zech	McQuade	Smith	Richie	Brown	M.-Esteve	Cheesman	Sauls	Manasa	Sauls
2.14	Evansville	W, 13-2	Drew	McQuade	Smith	Richie	Brown	M.-Esteve	Hart	Sauls	Cheesman	M. Lynch
2.15	Evansville	W, 14-3	Drew	McQuade	M.-Esteve	Richie	Brown	Hart	Smith	Sauls	Cheesman	Sauls
2.16	Evansville	W, 13-2	Drew	McQuade	M.-Esteve	Richie	Brown	Hart	Smith	Cheesman	Sauls	Peterson
2.21	App. State	W, 16-6	Drew	McQuade	M.-Esteve	Richie	Brown	Hart	Cheesman	Wardell	Sauls	M. Lynch
2.22	App. State	W, 9-1	Drew	McQuade	M.-Esteve	Richie	Brown	Hart	Smith	Cheesman	Sauls	Sauls
2.23	App. State	W, 17-0	Drew	McQuade	M.-Esteve	Richie	Brown	Hart	Smith	Wardell	Sauls	Peterson
2.28	C. Southern	W, 9-0	Drew	McQuade	M.-Esteve	Richie	Brown	Hart	Smith	Cheesman	Sauls	M. Lynch
3.2	C. Southern	W, 2-1	Drew	McQuade	M.-Esteve	Richie	Brown	Hart	Wardell	Cheesman	Sauls	Peterson
3.2	C. Southern	W, 10-7	Drew	McQuade	M.-Esteve	Richie	Brown	Hart	Wardell	Cheesman	Sauls	Sauls
3.4	Siena	W, 13-8	Drew	McQuade	M.-Esteve	Richie	Brown	Hart	Smith	Zech	Sauls	Jones
3.5	Siena	W, 14-5	Drew	McQuade	Richie	Brown	Hart	M.-Esteve	Smith	Balkcom	Sauls	Sauls
3.6	Siena	W, 6-1	Drew	McQuade	Richie	Brown	Hart	M.-Esteve	Balkcom	Zech	Sauls	Simon
3.7	Florida	W, 5-4	Drew	McQuade	Richie	Brown	Hart	M.-Esteve	Balkcom	Richmond	Sauls	M. Lynch
3.8	Florida	W, 9-7	Drew	McQuade	Richie	Brown	Hart	M.-Esteve	Balkcom	Smith	Sauls	Peterson
3.9	at Florida	L, 9-8	Drew	McQuade	Richie	Brown	Hart	M.-Esteve	Balkcom	Smith	Sauls	Cannon
3.11	St. Joseph's	W, 11-5	Drew	McQuade	Richie	Brown	Hart	M.-Esteve	Balkcom	Cheesman	Sauls	Sauls
3.12	St. Joseph's	W, 14-0	Drew	McQuade	Richie	Brown	M.-Esteve	Smith	Wardell	Zech	Sauls	Simon
3.14	Virginia	W, 9-1	Drew	McQuade	Richie	Brown	Hart	M.-Esteve	Balkcom	Smith	Sauls	M. Lynch
3.15	Virginia	W, 4-0	Drew	McQuade	Richie	Brown	Hart	M.-Esteve	Balkcom	Wardell	Sauls	Peterson
3.16	Virginia	W, 5-4	Drew	McQuade	Richie	Brown	Hart	M.-Esteve	Balkcom	Cheesman	Sauls	Davidson
3.21	at NC State	L, 4-2	Drew	McQuade	Richie	Brown	Hart	M.-Esteve	Balkcom	Smith	Sauls	M. Lynch
3.22	at NC State	L, 5-2	Drew	McQuade	Richie	Brown	Hart	M.-Esteve	Balkcom	Cheesman	Sauls	Peterson
3.23	at NC State	W, 3-1	Drew	McQuade	Richie	Brown	M.-Esteve	Balkcom	Hart	Smith	Sauls	Davidson
3.26	The Citadel	W, 10-2	Drew	McQuade	Richie	Brown	M.-Esteve	Hart	Smith	Wardell	Sauls	Simon
3.28	N Carolina	W, 8-4	Drew	M.-Esteve	Richie	Smith	Hart	Balkcom	Zech	Wardell	Sauls	Peterson
3.29	N Carolina	L, 8-4	Drew	M.-Esteve	Richie	Hart	Cheesman	Balkcom	Zech	Wardell	Sauls	M. Lynch
3.30	N Carolina	W, 2-1	Drew	M.-Esteve	McQuade	Richie	Brown	Balkcom	Smith	Hart	Sauls	Davidson
4.4	Wake Forest	W, 7-5	Drew	M.-Esteve	McQuade	Richie	Brown	Hart	Smith	Balkcom	Sauls	Peterson
4.5	Wake Forest	W, 7-2	Drew	M.-Esteve	Richie	McQuade	Brown	Balkcom	Hart	Smith	Sauls	M. Lynch
4.6	Wake Forest	W, 10-7	Drew	M.-Esteve	McQuade	Richie	Brown	Balkcom	Hart	Smith	Sauls	Davidson
4.11	Clemson	L, 8-4	Drew	M.-Esteve	Richie	McQuade	Brown	Balkcom	Hart	Cheesman	Sauls	Peterson
4.12	Clemson	W, 7-2	Drew	M.-Esteve	McQuade	Richie	Brown	Hart	Smith	Balkcom	Sauls	M. Lynch
4.13	Clemson	W, 8-1	Drew	M.-Esteve	McQuade	Richie	Brown	Balkcom	Smith	Hart	Sauls	Davidson
4.16	Jacksonville	W, 5-4	Drew	M.-Esteve	McQuade	Richie	Brown	Balkcom	Hart	Cheesman	Sauls	Sauls
4.18	at Miami	W, 4-2	Drew	M.-Esteve	Richie	McQuade	Brown	Balkcom	Hart	Zech	Sauls	Peterson
4.19	at Miami	W,6-4	Drew	M.-Esteve	Richie	McQuade	Brown	Balkcom	Hart	Zech	Sauls	M. Lynch
4.20	at Miami	T, 7-7	Drew	M.-Esteve	Richie	McQuade	Brown	Balkcom	Hart	Zech	Sauls	Davidson
4.25	Miami	W, 1-0	Drew	M.-Esteve	Richie	McQuade	Brown	Balkcom	Hart	Zech	Sauls	Peterson
4.26	Miami	L, 14-3	Drew	McQuade	Richie	Brown	Balkcom	Hart	Zech	Wardell	Sauls	M. Lynch
4.27	Miami	W, 12-0	Drew	McQuade	Richie	Brown	Balkcom	Hart	Zech	Cheesman	Sauls	Davidson
5.2	at G. Tech	W, 7-1	Drew	McQuade	Richie	Brown	Balkcom	Hart	Zech	Cheesman	Sauls	Peterson
5.3	at G. Tech	L, 5-4 (10)	Drew	McQuade	Richie	Brown	Balkcom	Hart	Zech	Cheesman	Sauls	M. Lynch
5.4	at G. Tech	W, 12-7	Drew	McQuade	Richie	Brown	Balkcom	Hart	Zech	Cheesman	Sauls	Peterson
5.6	at J-Ville	W, 11-3	Drew	McQuade	Richie	Brown	Hart	Cheesman	Zech	Smith	Sauls	Sauls
5.9	at Maryland	W, 15-4	Drew	McQuade	Richie	Brown	Balkcom	Cheesman	Hart	Zech	Sauls	Peterson
5.10	at Maryland	W, 14-6	Drew	McQuade	Richie	Brown	Balkcom	Cheesman	Hart	Zech	Sauls	M. Lynch
5.11	at Maryland	W, 17-7	Drew	McQuade	Richie	Brown	Balkcom	Smith	Zech	Manasa	Sauls	Davidson
5.16	at Duke	W, 11-6	Drew	McQuade	Richie	Brown	Balkcom	Cheesman	Hart	Zech	Sauls	Peterson
5.16	at Duke	W, 12-7	Drew	McQuade	Richie	Brown	Balkcom	Zech	Hart	Cheesman	Wardell	M. Lynch
5.17	at Duke	W, 15-8	Drew	McQuade	Richie	Brown	Balkcom	Zech	Cheesman	Hart	Wardell	Davidson
5.22	vs. Duke	W, 13-0	Drew	McQuade	Richie	Brown	Balkcom	Hart	Zech	Cheesman	Wardell	M. Lynch
5.23	vs. UNC	L, 3-2	Drew	McQuade	Richie	Brown	Balkcom	Hart	Cheesman	Zech	Wardell	Peterson
5.24	vs. Virginia	W, 2-0	Drew	McQuade	Richie	Balkcom	Brown	Hart	Wardell	Zech	Cheesman	Davidson
5.24	vs. NC State	W, 17-6	Drew	McQuade	Richie	Balkcom	Brown	Hart	Wardell	Zech	Cheesman	Sauls
5.25	vs.G. Tech	L, 10-7	Drew	McQuade	Richie	Balkcom	Brown	Hart	Wardell	Zech	Richmond	Simon
5.30	vs. Jax	W, 6-0	Zech	McQuade	Richie	Balkcom	Brown	Hart	Wardell	Sauls	Manasa	M. Lynch
5.31	vs. S. Ala	L, 8-6	Drew	McQuade	Richie	Brown	Balkcom	M.-Esteve	Hart	Zech	Sauls	Peterson
5.31	vs. Rutgers	W, 17-7	Drew	McQuade	Richie	M.-Esteve	Brown	Balkcom	Hart	Zech	Sauls	Sauls
6.1	vs. S. Ala	W, 13-5	Drew	McQuade	Richie	M.-Esteve	Balkcom	Brown	Hart	Zech	Sauls	Davidson
6.1	vs. S. Ala	W, 12-2	Drew	McQuade	Richie	M.-Esteve	Brown	Balkcom	Hart	Zech	Sauls	Simon
6.8	vs. Texas	L, 8-3	Drew	McQuade	Richie	M.-Esteve	Brown	Balkcom	Hart	Zech	Sauls	Peterson
6.9	vs. Texas	L, 6-5	McQuade	Balkcom	Richie	M.-Esteve	Wardell	Brown	Hart	Zech	Manasa	M. Lynch

2003 HONOR ROLL

OF BLAKE BALKCOM

NCAA Regional All-Tournament Team
ACC All-Tournament Team
ACC Player of the Week (May 5)
ACC Honor Roll

1B JERROD BROWN

NCAA Regional All-Tournament Team
2nd Team All-ACC

C AARON CHEESMAN

ACC Honor Roll
2nd Team Verizon District Academic
All-American

LHP DANIEL DAVIDSON

3rd Team *Collegiate Baseball All-American*
2nd Team All-ACC
ACC Pitcher of the Week (March 17 & April 13)

SS STEPHEN DREW

3rd Team *Collegiate Baseball All-American*
3rd Team *Baseball America All-American*
1st Team All-ACC
NCAA Regional All-Tournament Team

3B EDDY MARTINEZ-ESTEVE

3rd Team *Collegiate Baseball All-American*
Baseball America Freshman All-American

LHP DANIEL HODGES

2nd Team ABCA All-American
3rd Team *Collegiate Baseball All-American*
ACC Pitcher of the Week (March 10)

RHP RHETT JAMES

ACC Honor Roll

RHP MARC LaMACCHIA

ACC Honor Roll

LHP MATT LYNCH

2nd Team All-ACC
2nd Team Verizon District Academic
All-American
NCAA Regional All-Tournament Team

OF TONY McQUADE

ACC Player of the Week (May 12)

RHP KYLE PATRICK

ACC Honor Roll

LHP TRENT PETERSON

2nd Team *Collegiate Baseball All-American*
2nd Team *Baseball America All-American*
1st Team All-ACC

C TONY RICHIE

2nd Team *Baseball America All-American*
2nd Team *Collegiate Baseball All-American*
2nd Team *USA Today/Baseball Weekly All-American*
2nd Team ABCA All-American
3rd Team NCBWA All-American
2nd Team All-ACC
Johnny Bench Award Finalist
Top 25 for the Golden Spikes Award
NCAA Regional Most Outstanding Player
ACC All-Tournament Team
ACC Player of the Week (February 17)

RHP MARK SAULS


Collegiate Baseball Freshman All-American
ACC Honor Roll

RHP CHRIS WHIDDEN

ACC Honor Roll



Tony Richie



Matt Lynch

2003 Statistics

RECORD: 54-13-1 HOME: 34-6 AWAY: 14-5-1 NEUTRAL: 6-2 ACC: 19-5

Batting

Player	AVG	GP	GS	AB	R	H	2B	3B	HR	RBI	TB	SLG%	BB	HBP	SO	GDP	OB%	SF	SH	SB	ATT	PO	A	E	FLD%
Martinez-Esteve	.371	53	50	186	41	69	15	1	9	43	113	.608	27	4	45	3	.457	2	0	2	6	18	76	18	.839
Richie	.366	68	68	265	60	97	26	0	12	78	159	.600	43	2	35	3	.451	5	0	5	7	470	47	5	.990
Drew	.327	65	64	263	83	86	18	8	11	59	153	.582	47	4	22	2	.435	1	1	33	36	80	194	19	.935
Balkcom	.327	53	52	202	39	66	17	2	9	45	114	.564	16	8	31	1	.395	2	0	2	3	89	4	4	.959
McQuade	.324	66	66	256	73	83	15	3	13	56	143	.559	52	5	55	4	.442	4	1	26	33	116	4	1	.992
Hart	.305	67	63	200	44	61	10	1	4	35	85	.425	43	10	33	6	.447	2	6	4	4	84	131	11	.951
Wardell	.304	51	20	92	27	28	6	1	7	24	57	.620	9	6	24	1	.394	2	4	1	1	44	1	0	1.000
Brown	.289	66	66	242	70	70	14	0	7	57	105	.434	39	14	30	11	.409	6	4	3	6	578	31	8	.987
Cheesman	.284	45	29	109	25	31	7	0	1	22	41	.376	16	4	18	0	.395	0	3	0	0	104	8	2	.982
Smith	.280	46	29	118	16	33	12	0	1	20	48	.407	15	1	28	4	.360	2	0	0	1	14	0	2	.875
Mt Sauls	.268	60	59	190	46	51	9	2	5	36	79	.416	32	11	50	2	.403	0	9	14	17	112	0	2	.982
Zech	.267	52	39	150	33	40	11	1	2	25	59	.393	22	8	25	2	.378	5	7	7	10	83	91	11	.941
Manasa	.175	36	4	40	3	7	1	0	0	4	8	.200	6	0	7	1	.283	0	1	0	0	10	20	4	.882
Richmond	.143	35	3	35	14	5	0	0	0	5	5	.143	4	0	8	3	.225	1	0	1	1	9	20	4	.879
Whidden	.000	5	0	5	0	0	0	0	0	0	0	.000	0	0	0	0	.000	0	0	0	0	2	0	0	1.000
Hodges	.000	2	0	3	0	0	0	0	0	0	0	.000	0	0	2	0	.000	0	0	0	0	2	11	0	1.000
Jones	.000	2	0	2	0	0	0	0	0	0	0	.000	0	0	1	0	.000	0	0	0	0	1	4	0	1.000
M Lynch	.000	1	0	1	0	0	0	0	0	0	0	.000	0	0	1	0	.000	0	0	0	0	5	20	0	1.000
K Lynch	.000	1	0	1	0	0	0	0	0	0	0	.000	0	0	1	0	.000	0	0	0	0	3	5	0	1.000
DiBlasi	.000	1	0	1	0	0	0	0	0	0	0	.000	0	0	0	0	.000	0	0	0	0	0	2	0	1.000
Mk Sauls	.000	1	0	1	0	0	0	0	0	0	0	.000	0	0	0	0	.000	0	0	0	0	5	6	3	.786
Totals	.308	68	68	2362	574	727	161	19	81	509	1169	.495	371	77	416	43	.413	32	36	98	125	1841	734	95	.964
Opponents	.241	68	68	2340	276	563	102	8	42	251	807	.345	187	33	569	42	.304	13	21	45	78	1746	633	107	.957

LOB - Team (559), Opp (478). DPs turned - Team (56), Opp (56). CI - Team (1), Cheesman 1, Opp (1). IBB - Team (10), Richie 4, Drew 3, Mart.-Estev 1, Balkcom 1, McQuade 1, Opp (15). Picked off - McQuade 5, Drew 2, Balkcom 1, Matt Sauls 1, Cheesman 1, Hart 1, Richie 1.

Pitching

Player	ERA	W	L	APP	GS	CG	SHO	CBO	SV	IP	H	R	ER	BB	SO	2B	3B	HR	AB	B/Avg	WP	HBP	BK	SFA	SHA
LaMacchia	0.00	1	0	2	2	0	0	0	0	8.2	1	1	0	3	11	1	0	0	29	.034	0	0	0	0	1
Simon	1.57	3	0	10	5	0	0	1	0	28.2	22	6	5	12	23	5	0	0	109	.202	3	1	1	0	0
Hodges	2.08	5	2	39	0	0	0	5	12	52.0	48	18	12	7	38	5	1	2	203	.236	1	3	2	1	1
Jones	2.53	2	0	24	1	0	0	2	0	32.0	21	12	9	11	28	4	1	4	117	.179	0	0	0	1	0
K Lynch	2.59	3	1	30	0	0	0	4	0	31.1	31	16	9	5	32	4	2	1	119	.261	0	3	0	3	0
Davidson	2.63	10	0	23	11	1	0	2	0	85.2	69	28	25	25	77	12	0	3	306	.225	1	4	1	0	8
Peterson	2.70	10	1	22	19	0	0	3	0	116.2	97	49	35	37	113	16	2	7	436	.222	1	6	1	2	4
Mk Sauls	3.27	5	0	15	10	0	0	0	0	52.1	60	34	19	16	49	8	1	4	217	.276	2	2	2	2	2
James	3.43	2	4	36	0	0	0	2	0	44.2	37	22	17	25	59	7	0	2	164	.226	4	4	0	0	1
M Lynch	3.53	13	4	19	19	1	1	2	0	112.1	121	56	44	35	89	23	0	15	441	.274	0	5	1	3	3
Cannon	4.58	0	1	23	1	0	0	4	0	35.1	39	23	18	7	37	11	0	3	141	.277	0	3	0	1	1
DiBlasi	5.14	0	0	14	0	0	0	1	1	14.0	15	8	8	3	13	5	1	1	54	.278	1	2	0	0	0
Whidden	99.00	0	0	1	0	0	0	0	0	0.0	2	3	1	1	0	1	0	0	4	.500	0	0	0	0	0
Totals	2.96	54	13	68	68	2	9	8	13	613.2	563	276	202	187	569	102	8	42	2340	.241	13	33	8	13	21
Opponents	7.76	13	54	68	68	2	0	0	5	582.0	727	574	502	371	416	161	19	81	2362	.308	61	77	35	32	36

PB - Team (5), Cheesman 4, Richie 1, Opp (11). Pickoffs - Team (18), Richie 8, Peterson 4, M. Lynch 2, Mark Sauls 2, Davidson 1, Hodges 1, Opp (12). SBA/ATT - Richie (39-63), Peterson (14-23), Davidson (6-11), Mark Sauls (7-9), Cheesman (6-9), M. Lynch (3-8), James (4-7), K. Lynch (4-5), Hodges (2-4), Cannon (0-4), Simon (2-4), Jones (3-3).

Fielding

Player	C	PO	A	E	FLD%	DPs	SBA	CSB	SBA%	PB	CI
Wardell	45	44	1	0	1.000	0	0	0	-	0	0
Peterson	29	3	26	0	1.000	1	14	9	.609	0	0
M Lynch	25	5	20	0	1.000	4	3	5	.375	0	0
Davidson	21	5	16	0	1.000	0	6	5	.545	0	0
Hodges	13	2	11	0	1.000	0	2	2	.500	0	0
K Lynch	8	3	5	0	1.000	1	4	1	.800	0	0
James	8	1	7	0	1.000	0	4	3	.571	0	0
Cannon	7	1	6	0	1.000	0	0	4	.000	0	0
Jones	5	1	4	0	1.000	0	3	0	1.000	0	0
DiBlasi	2	0	2	0	1.000	0	0	0	-	0	0
Whidden	2	2	0	0	1.000	0	0	0	-	0	0
LaMacchia	1	1	0	0	1.000	0	0	0	-	0	0
McQuade	121	116	4	1	.992	1	0	0	-	0	0
Richie	522	470	47	5	.990	8	39	24	.619	1	0
Brown	617	578	31	8	.987	48	0	0	-	0	0
Cheesman	114	104	8	2	.982	1	6	3	.667	4	1
Mt Sauls	114	112	0	2	.982	0	0	0	-	0	0
Balkcom	97	89	4	4	.959	1	0	0	-	0	0
Hart	226	84	131	11	.951	22	0	0	-	0	0
Zech	185	83	91	11	.941	25	0	0	-	0	0
Drew	293	80	194	19	.935	28	0	0	-	0	0
Manasa	34	10	20	4	.882	3	0	0	-	0	0
Richmond	33	9	20	4	.879	3	0	0	-	0	0
Smith	16	14	0	2	.875	0	0	0	-	0	0
Martinez-Esteve	112	18	76	18	.839	7	0	0	-	0	0
Simon	6	1	4	1	.833	0	2	2	.500	0	0
Mk Sauls	14	5	6	3	.786	0	7	2	.778	0	0
Totals	2670	1841	734	95	.964	56	45	33	.577	5	1
Opponents	2486	1746	633	107	.957	56	98	27	.784	11	1

Inning-by-Inning Summary

	1	2	3	4	5	6	7	8	9	EX	Total
Florida State	71	38	64	80	75	95	65	58	25	3	574
Opponents	24	12	52	38	25	39	33	26	24	3	276

Win-Loss Summary

	W	L	T	Pct
Total	54	13	1	.806
Conference	19	5	0	.792
Non-Conf	35	8	1	.814
Home	34	6	0	.850
Away	14	5	1	.737
Neutral	6	2	0	.750
Day	34	5	1	.872
Nite	20	8	0	.714
vs Left	19	6	1	.760
vs Right	35	7	0	.833
1-Run games	7	5	0	.583
2-Run games	7	2	0	.778
5+Run games	35	2	0	.946
Extra inns	2	3	1	.400
Shutouts	9	0	0	1.000

General Summary

Current losing streak	2
Longest winning streak	16
Longest losing streak	2
Home attendance	131223 (40 dates avg = 3280)
Away attendance	57567 (28 dates avg = 2055)
Total attendance	188790 (68 dates avg = 2776)



Daniel Davidson

The Last Time...

HITTING

- A Seminole Hit A Grand Slam:** Tony McQuade at Duke, May 16, 2003, **Final Score:** FSU 11 Duke 6
- Florida State Hit Two Grand Slams:** Stephen Drew & Jerrod Brown at Miami, April 14, 2002, **Final Score:** FSU 17 Miami 11
- Hit A Game Winning Home Run:** Stephen Drew vs Maryland, May 11, 2002, 9th Inning (2-Run HR), **Final Score:** FSU 10 Maryland 8
- Florida State Hit 3 Home Runs In An Inning:** 3 - Tony McQuade, Tony Richie, Jerrod Brown, 1st Inning, South Alabama, June 1, 2003
- Florida State Hit 5 Home Runs In A Game:** 5 - Stephen Drew (2), Tony McQuade, Tony Richie and Blake Balkcom at GT, May 4, 2003
- Florida State Hit 7+ Home Runs In A Game:** 7 - Stephen Drew (2), Tony McQuade, Tony Richie, Jerrod Brown, Daniel Wardell and Bryan Zech vs. South Alabama, June 1, 2003, **Final Score:** FSU 12 South Alabama 2
- A Seminole Hit Two Or More Home Runs In An Inning:** Ryan Barthelemy (2) vs. Florida A&M, 3rd Inning, May 3, 2002
- A Seminole Led Off The Game With A Home Run:** Stephen Drew vs. Miami, April 25, 2003, **Final Score:** FSU 1 Miami 0
- Florida State Hit Back-To-Back Home Runs:** Tony McQuade & Tony Richie vs. S. Alabama, June 1, 2003, **Final Score:** FSU 12 USA 2
- A Seminole Hit Two Home Runs In One Game:** Stephen Drew (2) vs. South Alabama, June 1, 2003, **Final Score:** FSU 12 USA 2
- A Seminole Hit Three Home Runs In One Game:** Mike Futrell (3) vs. Stanford, Feb. 10, 2002, **Final Score:** FSU 7 Stanford 6
- A Seminole Hit For The Cycle:** Chris Smith vs. St. Joseph's, March 7, 2000, **Final Score:** FSU 15 St. Joseph's 2
- Florida State Hit For The Cycle In An Inning:** at Maryland, 9th Inning, May 11, 2003, Matt Sauls (HR, 3B), Stephen Drew (2 2B), Tony Richie, Aaron Cheesman, Blake Balkcom, Jerrod Brown (1B)
- A Seminole Had 5 Hits In One Game:** Tony McQuade (5-for-5) at Miami, April 20, 2003, **Final Score:** FSU 7 Miami 7
- A Seminole Had 6 Hits In One Game:** Marshall McDougall (7) at Maryland, May 9, 1999, **Final Score:** FSU 26 Maryland 2
- A Seminole Had 7 Hits In One Game:** Marshall McDougall (7) at Maryland, May 9, 1999, **Final Score:** FSU 26 Maryland 2
- A Seminole Had 3 Doubles In One Game:** Tony Richie (3) vs. St. Joseph's, March 12, 2003, **Final Score:** FSU 14 Maryland 0
- A Seminole Had 7 RBI In One Game:** Marshall McDougall (16) at Maryland, May 9, 1999, **Final Score:** FSU 26 Maryland 2
- A Seminole Had 8 RBI In One Game:** Marshall McDougall (16) at Maryland, May 9, 1999, **Final Score:** FSU 26 Maryland 2
- A Seminole Had 9 RBI In One Game:** Marshall McDougall (16) at Maryland, May 9, 1999, **Final Score:** FSU 26 Maryland 2
- Florida State Had Multiple Players With 4+ RBI:** Eddy Martinez-Esteve (5) & Daniel Wardell (4) vs. App. State, Feb. 23, 2003
- A Seminole Stole 5 Bases In One Game:** Chip Bifano (6) vs. Kearney State, April 7, 1977, **Final Score:** FSU 11 Kearney St. 1
- A Seminole Struck Out Four Or More Times In A Game:** Nick Rogers (5) vs. Miami 2002
- A Seminole Recorded 12 Total Bases:** Stephen Drew (12) vs. South Florida (NCAA Reg), Feb. 10, 2002, **Final Score:** FSU 13 USF 6
- A Seminole Scored 5 Runs In A Game:** Ryan Barthelemy (5) at Wake Forest, March 30, 2002, **Final Score:** FSU 18 Wake Forest 10
- Florida State Left 15 Or More Runners On Base:** 15 vs. North Carolina, March 29, 2003
- An Opponent Hit Two Or More Home Runs In A Game:** Colt Morton (2) at NC State, March 22, 2003, **Final Score:** FSU 2 NC State 5
- An Opponent Hit Back-To-Back Home Runs:** Colt Morton & Tim Coffield at NC State, March 22, 2003, **Final Score:** FSU 2 NC State 5

PITCHING

- A Seminole Pitcher Threw A No-Hitter:** Chris Chavez vs. Charleston Southern, February 18, 1998, **Final Score:** FSU 13 CSU 0
- Florida State Was No-Hit:** Terry Harvey, NC State, March 26, 1993, **Final Score:** FSU 0 NC State 8
- A Seminole Pitcher Threw A Complete Game:** Daniel Davidson vs. South Alabama, June 1, 2003, **Final Score:** FSU 13 USA 5
- A Seminole Pitcher Threw A Complete Game Shutout:** Matt Lynch vs. Jacksonville, May 30, 2003, **Final Score:** FSU 6 Jacksonville 0
- An Opposing Pitcher Threw A Complete Game:** J.D. Cockroft (8.0), Miami, April 25, 2003, **Final Score:** FSU 1 Miami 0
- Florida State Shut Out An Opponent:** Jacksonville (REG), May 30, 2003, **Final Score:** FSU 6 Jacksonville 0
- Florida State Was Shut Out:** vs. Georgia Tech, April 22, 2000, **Final Score:** FSU 0 Georgia Tech 5 (234 Games)
- A Seminole Struck Out 10 Or More Batters:** Trent Peterson (10 - 5.0 Innings) vs. App. St., Feb. 23, 2003, **Final Score:** FSU 17 ASU 0
- A Seminole Struck Out 15 Or More Batters:** Paul Wilson (16) vs. College of Charleston, March 10, 1994, **Final Score:** FSU 7 COC 0
- A Seminole Pitcher Won 13 Games In A Season:** Matt Lynch, 2003, 13-4
- A Seminole Pitcher Won 20 Games In A Season:** Mike Loynd, 1986, 20-1

SCORING & MISCELLANEOUS

- Florida State Recorded 20 Or More Hits:** 21 at Maryland, May 9, 2003, **Final Score:** FSU 15 Maryland 4
- Florida State Scored 20 Or More Runs:** 24 vs. The Citadel, May 28, 1999 (NCAA Reg), **Final Score:** FSU 24 The Citadel 6
- Florida State Scored 30 Or More Runs:** 34 vs. Marshall, February 4, 1996, **Final Score:** FSU 34 Marshall 0
- Florida State Scored 10 Or More Runs In An Inning:** 10 (5th Inning) vs. NC State (ACC), May 24, 2003, **Final Score:** FSU 17 NC St. 6
- Florida State Swept A Three-Game ACC Series:** at Duke, May 15-17, 2003, **Scores:** 11-6, 12-7, 15-8
- Florida State Was Swept In An ACC Series:** at North Carolina, March 22-24, 2002, **Scores:** 7-11, 1-7, 1-9
- Florida State Was Swept In An ACC Series At Home:** Never
- Florida State Was Swept At Home:** vs. Miami, April 20-22, 2001, **Scores:** 5-7, 6-9, 4-7



Tony McQuade

2003 RESULTS

Date	Opposing team	Score	r-h-e	r-h-e	Inns	Overall	ACC	Pitcher of record	Attend	Time
1/31	vs VMI	W 12-4	12-11-0	4-9-2	9	1-0-0	0-0-0	M. Lynch (W 1-0)	1208	3:11
2/01	vs VMI	W 5-1	5-6-3	1-2-1	9	2-0-0	0-0-0	LaMacchia (W 1-0)	1337	2:24
2/02	vs VMI	W 10-3	10-14-3	3-6-2	9	3-0-0	0-0-0	Mark Sauls (W 1-0)	1452	2:56
2/07	at Stanford	1-2 L	1-6-2	2-10-1	(12)	3-1-0	0-0-0	James (L 0-1)	1690	3:45
2/08	at Stanford	W 4-3	4-4-0	3-7-1	9	4-1-0	0-0-0	M. Lynch (W 2-0)	2119	2:38
2/09	at Stanford	W 10-8	10-12-2	8-16-2	(12)	5-1-0	0-0-0	Hodges (W 1-0)	2396	4:18
2/14	Evansville	W 13-2	13-18-1	2-6-1	9	6-1-0	0-0-0	M. Lynch (W 3-0)	3027	2:48
2/15	Evansville	W 14-3	14-12-1	3-7-4	9	7-1-0	0-0-0	Mark Sauls (W 2-0)	3751	2:45
2/16	Evansville	W 11-1	11-11-0	1-5-3	9	8-1-0	0-0-0	Peterson (W 1-0)	618	2:20
2/21	Appalachian State	W 16-6	16-16-1	6-13-3	7	9-1-0	0-0-0	K. Lynch (W 1-0)	1980	3:01
2/22	Appalachian State	W 9-1	9-9-2	1-2-2	9	10-1-0	0-0-0	Mark Sauls (W 3-0)	1378	2:38
2/23	Appalachian State	W 17-0	17-14-3	0-3-3	7	11-1-0	0-0-0	Peterson (W 2-0)	2540	2:38
2/28	Charleston Southern	W 9-0	9-8-0	0-4-0	9	12-1-0	0-0-0	M. Lynch (W 4-0)	1826	2:36
3/02	Charleston Southern	W 2-1	2-6-0	1-5-0	9	13-1-0	0-0-0	Peterson (W 3-0)	2232	2:09
3/02	Charleston Southern	W 10-7	10-10-3	7-8-3	9	14-1-0	0-0-0	Hodges (W 2-0)	2232	3:20
3/04	Siena	W 13-8	13-11-5	8-10-3	9	15-1-0	0-0-0	Jones (W 1-0)	656	3:15
3/05	Siena	W 14-5	14-15-1	5-6-1	9	16-1-0	0-0-0	K. Lynch (W 2-0)	868	2:54
3/06	Siena	W 6-1	6-9-1	1-6-2	9	17-1-0	0-0-0	Simon (W 1-0)	718	2:29
3/07	Florida	W 5-4	5-11-1	4-10-2	9	18-1-0	0-0-0	M. Lynch (W 5-0)	3652	2:25
3/08	Florida	W 9-7	9-9-3	7-9-1	9	19-1-0	0-0-0	Davidson (W 1-0)	4028	2:56
3/09	at Florida	8-9 L	8-13-1	9-11-1	9	19-2-0	0-0-0	Cannon (L 0-1)	2859	2:41
3/11	St. Joseph's	W 11-5	11-7-3	5-6-3	9	20-2-0	0-0-0	Davidson (W 2-0)	2316	2:35
3/12	St. Joseph's	W 14-0	14-15-3	0-4-2	9	21-2-0	0-0-0	Simon (W 2-0)	1410	3:03
3/14	Virginia*	W 9-1	9-12-1	1-7-1	9	22-2-0	1-0-0	M. Lynch (W 6-0)	2832	2:32
3/15	Virginia*	W 4-0	4-6-0	0-5-2	9	23-2-0	2-0-0	Peterson (W 4-0)	3958	1:59
3/16	Virginia*	W 5-4	5-10-2	4-11-3	(12)	24-2-0	3-0-0	Hodges (W 3-0)	2858	3:34
3/22	at NC State*	2-4 L	2-5-0	4-10-1	9	24-3-0	3-1-0	M. Lynch (L 6-1)	1172	2:39
3/22	at NC State*	2-5 L	2-4-3	5-6-1	9	24-4-0	3-2-0	James (L 0-2)	1172	2:14
3/23	at NC State*	W 3-1	3-4-0	1-5-0	9	25-4-0	4-2-0	Davidson (W 3-0)	837	2:09
3/26	The Citadel	W 10-2	10-18-2	2-9-1	9	26-4-0	4-2-0	Simon (W 3-0)	1844	2:50
3/28	North Carolina*	W 8-4	8-11-1	4-7-3	9	27-4-0	5-2-0	Peterson (W 5-0)	3532	2:42
3/29	North Carolina*	4-8 L	4-10-3	8-13-2	9	27-5-0	5-3-0	M. Lynch (L 6-2)	4023	2:57
3/30	North Carolina*	W 2-1	2-7-1	1-7-0	9	28-5-0	6-3-0	Davidson (W 4-0)	2353	2:23
4/04	Wake Forest*	W 7-5	7-11-0	5-10-1	9	29-5-0	7-3-0	Peterson (W 6-0)	4516	2:14
4/05	Wake Forest*	W 7-2	7-10-3	2-6-1	9	30-5-0	8-3-0	M. Lynch (W 7-2)	3438	2:43
4/06	Wake Forest*	W 10-7	10-12-1	7-13-2	9	31-5-0	9-3-0	Davidson (W 5-0)	3397	2:36
4/11	Clemson*	4-8 L	4-6-4	8-14-0	9	31-6-0	9-4-0	Peterson (L 6-1)	4016	3:01
4/12	Clemson*	W 7-2	7-8-2	2-8-3	9	32-6-0	10-4-0	M. Lynch (W 8-2)	4125	2:49
4/13	Clemson*	W 8-1	8-12-1	1-6-2	9	33-6-0	11-4-0	Davidson (W 6-0)	3107	2:15
4/16	Jacksonville	W 5-4	5-5-3	4-8-2	9	34-6-0	11-4-0	Jones (W 2-0)	2059	2:48
4/18	at Miami	W 4-2	4-9-2	2-8-0	9	35-6-0	11-4-0	Peterson (W 7-1)	5084	2:41
4/19	at Miami	W 6-4	6-9-0	4-7-0	9	36-6-0	11-4-0	M. Lynch (W 9-2)	7347	2:50
4/20	at Miami	7-7 T	7-13-0	7-15-2	(10)	36-6-1	11-4-0	None	1891	3:36
4/25	Miami	W 1-0	1-5-0	0-7-2	9	37-6-1	11-4-0	Peterson (W 8-1)	4705	2:16
4/26	Miami	3-14 L	3-10-5	14-15-0	9	37-7-1	11-4-0	M. Lynch (L 9-3)	6056	3:26
4/27	Miami	W 12-0	12-8-1	0-4-1	9	38-7-1	11-4-0	Davidson (W 7-0)	5394	2:18
5/02	at Georgia Tech*	W 7-1	7-7-0	1-4-3	9	39-7-1	12-4-0	Davidson (W 8-0)	3261	2:47
5/03	at Georgia Tech*	4-5 L	4-7-1	5-10-0	(10)	39-8-1	12-5-0	K. Lynch (L 2-1)	3463	3:20
5/04	at Georgia Tech*	W 12-7	12-11-1	7-10-0	9	40-8-1	13-5-0	Hodges (W 4-0)	3931	3:02
5/06	at Jacksonville	W 11-3	11-20-0	3-10-2	9	41-8-1	13-5-0	Mark Sauls (W 4-0)	2076	2:40
5/09	at Maryland*	W 15-4	15-21-2	4-10-2	9	42-8-1	14-5-0	Peterson (W 9-1)	461	3:15
5/10	at Maryland*	W 14-6	14-16-0	6-7-3	9	43-8-1	15-5-0	M. Lynch (W 10-3)	449	2:41
5/11	at Maryland*	W 17-7	17-19-2	7-10-0	9	44-8-1	16-5-0	Hodges (W 5-0)	630	3:27
5/16	at Duke*	W 11-6	11-13-1	6-9-1	9	45-8-1	17-5-0	Peterson (W 10-1)	347	2:28
5/16	at Duke*	W 12-7	12-14-2	7-8-1	9	46-8-1	18-5-0	M. Lynch (W 11-3)	347	2:31
5/17	at Duke*	W 15-8	15-13-1	8-14-2	9	47-8-1	19-5-0	K. Lynch (W 3-1)	274	3:00
5/22	vs Duke*	W 13-0	13-15-0	0-6-3	9	48-8-1	19-5-0	M. Lynch (W 12-3)	1759	2:17
5/23	vs North Carolina*	2-3 L	2-10-2	3-10-0	(10)	48-9-1	19-5-0	James (L 0-3)	2524	2:37
5/24	vs Virginia*	W 2-0	2-7-0	0-6-0	9	49-9-1	19-5-0	Davidson (W 9-0)	2328	2:14
5/24	vs NC State*	W 17-6	17-18-2	6-8-3	9	50-9-1	19-5-0	James (W 1-3)	3063	3:12
5/25	vs Georgia Tech*	7-10 L	7-7-2	10-12-2	9	50-10-1	19-5-0	Hodges (L 5-1)	2090	3:09
5/30	Jacksonville	W 6-0	6-10-1	0-3-1	9	51-10-1	19-5-0	M. Lynch (W 13-3)	5440	2:17
5/31	vs South Alabama	6-8 L	6-6-1	8-13-1	9	51-11-1	19-5-0	Hodges (L 5-2)	4863	3:14
5/31	vs Rutgers	W 17-7	17-15-0	7-15-3	9	52-11-1	19-5-0	Mark Sauls (W 5-0)	3288	3:10
6/01	South Alabama	W 13-5	13-15-1	5-10-3	9	53-11-1	19-5-0	Davidson (W 10-0)	4715	2:38
6/01	South Alabama	W 12-2	12-15-1	2-4-2	9	54-11-1	19-5-0	James (W 2-3)	4810	2:44
6/08	Texas	3-8 L	3-8-1	8-9-1	9	54-12-1	19-5-0	James (L 2-4)	6524	3:38
6/09	vs Texas	5-6 L	5-8-0	6-9-1	9	54-13-1	19-5-0	M. Lynch (L 13-4)	6138	2:47

*Conference game; O extra inning game

2003 ACC Statistics

RECORD: 19-5 HOME: 10-2 AWAY: 9-3 ACC: 19-5

Individual Batting

Player	AVG	GP	GS	AB	R	H	2B	3B	HR	RBI	TB	SLG%	BB	HBP	SO	GDP	OB%	SF	SH	SB	ATT	PO	A	E	FLD%
Martinez-Esteve	.407	18	15	59	14	24	4	0	4	10	40	.678	8	3	15	1	.500	0	0	0	0	8	29	7	.841
Manasa	.375	9	1	8	1	3	0	0	0	2	3	.375	1	0	1	1	.444	0	1	0	0	1	7	1	.889
Mt Sauls	.356	22	22	73	17	26	4	2	3	15	43	.589	11	2	18	0	.453	0	4	5	6	46	0	1	.979
Drew	.337	24	24	101	29	34	6	2	5	19	59	.584	19	2	9	2	.451	0	0	9	12	38	76	7	.942
Hart	.319	24	23	72	15	23	3	1	1	17	31	.431	16	7	13	4	.484	0	3	1	1	41	51	4	.958
McQuade	.301	22	22	83	26	25	3	1	7	20	51	.614	19	3	25	2	.448	0	0	6	8	37	0	0	1.000
Balkcom	.293	24	24	92	18	27	6	1	6	21	53	.576	7	7	12	1	.387	0	0	1	1	37	2	3	.929
Cheesman	.283	16	12	46	12	13	4	0	0	8	17	.370	4	1	8	0	.353	0	1	0	0	16	1	0	1.000
Zech	.279	16	11	43	10	12	2	1	1	9	19	.442	7	3	12	2	.400	2	3	3	4	19	21	1	.976
Brown	.267	22	22	86	23	23	3	0	2	20	32	.372	9	7	16	2	.375	2	0	1	1	202	12	4	.982
Richie	.255	24	24	98	16	25	5	0	4	25	42	.429	11	0	17	3	.324	2	0	2	3	189	16	2	.990
Wardell	.211	15	5	19	6	4	2	0	0	1	6	.316	2	2	4	0	.348	0	1	0	0	4	0	0	1.000
Richmond	.200	8	0	5	1	1	0	0	0	1	1	.200	1	0	1	0	.333	0	0	0	0	2	3	2	.714
Smith	.196	21	11	46	1	9	2	0	0	6	11	.239	2	0	14	3	.224	1	0	0	0	4	0	0	1.000
Mk Sauls	.000	1	0	1	0	0	0	0	0	0	0	.000	0	0	0	0	.000	0	0	0	0	0	0	0	.000
K Lynch	.000	1	0	1	0	0	0	0	0	0	0	.000	0	0	1	0	.000	0	0	0	0	1	3	0	1.000
Jones	.000	1	0	1	0	0	0	0	0	0	0	.000	0	0	0	0	.000	0	0	0	0	0	1	0	1.000
Totals	.299	24	24	834	189	249	44	8	33	174	408	.489	117	37	166	21	.405	7	13	28	36	653	259	32	.966
Opponents	.250	24	24	839	104	210	32	4	17	96	301	.359	64	8	206	16	.308	6	7	13	23	630	238	34	.962

LOB - Team (189), Opp (167). DPs turned - Team (20), Opp (29). IBB - Team (5), Richie 3, McQuade 1, Drew 1, Opp (5). Picked off - Balkcom 1, Drew 1.

Individual Pitching

Player	ERA	W	L	APP	GS	CG	SHO	CBO	SV	IP	H	R	ER	BB	SO	2B	3B	HR	AB	B/Avg	WP	HBP	BK	SFA	SHA
Simon	0.00	0	0	2	0	0	0	0	0	3.0	3	0	0	2	5	0	0	0	12	.250	0	0	0	0	0
DiBlasi	0.00	0	0	5	0	0	0	0	0	4.0	3	0	0	1	4	2	0	0	14	.214	0	0	0	0	0
Cannon	0.00	0	0	6	0	0	0	0	0	7.0	5	3	0	0	12	3	0	0	27	.185	0	0	0	0	0
Hodges	1.69	3	0	12	0	0	0	1	2	21.1	16	5	4	3	15	1	0	1	81	.198	1	2	1	1	0
Davidson	2.81	5	0	8	7	0	0	0	0	48.0	44	17	15	14	39	6	0	2	173	.254	0	0	0	0	5
Jones	3.00	0	0	10	0	0	0	0	0	9.0	7	5	3	3	9	0	1	1	34	.206	0	0	0	1	0
James	3.24	0	1	12	0	0	0	0	0	16.2	14	9	6	9	23	2	0	2	64	.219	1	2	0	0	1
Peterson	3.33	5	1	9	9	0	0	1	0	51.1	48	28	19	9	50	8	2	5	201	.239	0	2	0	1	0
K Lynch	3.86	1	1	8	0	0	0	0	0	9.1	14	11	4	3	9	1	1	0	42	.333	0	1	0	0	0
M Lynch	4.20	5	2	8	8	0	0	0	0	45.0	52	22	21	19	36	8	0	6	177	.294	0	0	1	3	1
Mk Sauls	12.00	0	0	2	0	0	0	0	0	3.0	4	4	4	1	4	1	0	0	14	.286	1	1	0	0	0
Totals	3.14	19	5	24	24	0	1	1	2	217.2	210	104	76	64	206	32	4	17	839	.250	3	8	2	6	7
Opponents	6.99	5	19	24	24	1	0	0	2	210.0	249	189	163	117	166	44	8	33	834	.299	12	37	6	7	13

PB - Team (1), Richie 1, Opp (3). Pickoffs - Team (5), Richie 2, Hodges 1, Davidson 1, M. Lynch 1, Opp (2). SBA/ATT - Richie (12-20), Peterson (4-6), Davidson (2-5), Hodges (2-3), James (1-2), Jones (2-2), Cheesman (1-1), M. Lynch (0-1), Cannon (0-1), Simon (0-1), K. Lynch (1-1), Mark Sauls (1-1).

Individual Fielding

Player	C	PO	A	E	FLD%	DPs	SBA	CSB	SBA%	PB	CI
McQuade	37	37	0	0	1.000	0	0	0	-	0	0
Cheesman	17	16	1	0	1.000	0	1	0	1.000	0	0
M Lynch	13	3	10	0	1.000	4	0	1	.000	0	0
Peterson	12	1	11	0	1.000	1	4	2	.667	0	0
Davidson	11	3	8	0	1.000	0	2	3	.400	0	0
K Lynch	4	1	3	0	1.000	0	1	0	1.000	0	0
James	4	1	3	0	1.000	0	1	1	.500	0	0
Smith	4	4	0	0	1.000	0	0	0	-	0	0
Wardell	4	4	0	0	1.000	0	0	0	-	0	0
Hodges	3	0	3	0	1.000	0	2	1	.667	0	0
Cannon	1	0	1	0	1.000	0	0	1	.000	0	0
Jones	1	0	1	0	1.000	0	2	0	1.000	0	0
DiBlasi	1	0	1	0	1.000	0	0	0	-	0	0
Richie	207	189	16	2	.990	2	12	8	.600	1	0
Brown	218	202	12	4	.982	18	0	0	-	0	0
Mt Sauls	47	46	0	1	.979	0	0	0	-	0	0
Zech	41	19	21	1	.976	6	0	0	-	0	0
Hart	96	41	51	4	.958	9	0	0	-	0	0
Drew	121	38	76	7	.942	12	0	0	-	0	0
Balkcom	42	37	2	3	.929	0	0	0	-	0	0
Manasa	9	1	7	1	.889	0	0	0	-	0	0
Martinez-Esteve	44	8	29	7	.841	3	0	0	-	0	0
Richmond	7	2	3	2	.714	0	0	0	-	0	0
Mk Sauls	0	0	0	0	.000	0	1	0	1.000	0	0
Simon	0	0	0	0	.000	0	0	1	.000	0	0
Totals	944	653	259	32	.966	20	13	10	.565	1	0
Opponents	902	630	238	34	.962	29	28	8	.778	3	0



2003 ACC Final Standings

Team	ACC Games					All Games					BA	BW	CB
	W L	Pct	Hm	Rd	W-L-T	Pct	Hm	Rd	Neu				
Florida State	19-5	.792	10-2	9-3	54-13-1	.806	34-6	14-5-1	6-2	10-6-1	12-7-1	15-10-1	
Georgia Tech	17-7	.708	9-3	8-4	44-18-0	.710	24-9	12-7	8-2	4-7	4-10	8-10	
NC State	15-9	.625	7-5	8-4	45-18-0	.714	24-7	14-9	7-2	10-8	9-8	9-8	
Clemson	15-9	.625	9-3	6-6	39-22-0	.639	27-6	9-13	3-3	7-8	8-8	8-8	
North Carolina	13-11	.542	7-5	6-6	42-23-0	.646	29-11	10-8	3-4	6-10	6-11	6-10	
Virginia	11-12	.478	6-5	5-7	29-2-0	.537	19-9	8-14	2-2	6-20	4-16	6-16	
Wake Forest	8-15	.348	4-7	4-8	29-24-0	.547	18-9	10-11	1-4	1-7	1-10	1-6	
Maryland	6-17	.261	2-10	4-7	20-33-0	.377	12-17	8-13	0-3	4-8	4-8	4-8	
Duke	2-21	.087	1-11	1-10	18-36-0	.087	14-20	2-14	2-2	1-10	1-10	1-10	

Team Batting

Team	AVG	GP	AB	R	H	2B	3B	HR	RBI	TB	SLG%	BB	HBP	SO	GDP	OB%	SF	SH	SB	ATT	PO	A	E	FLD%
North Carolina	.319	65	2358	507	753	132	15	71	452	1128	.478	252	70	397	39	.396	32	29	74	103	1762	720	85	.967
Wake Forest	.312	53	1934	437	603	106	7	60	389	903	.467	261	37	285	37	.398	33	28	77	91	1416	608	71	.966
Clemson	.309	61	2178	408	672	122	5	54	375	966	.444	243	43	411	46	.385	24	26	35	67	1626	755	76	.969
Florida State	.308	68	2362	574	727	161	19	81	509	1169	.495	371	77	416	43	.413	32	36	98	125	1841	734	95	.964
Virginia	.299	54	1858	315	556	88	10	24	277	736	.396	168	48	344	33	.368	26	44	58	89	1417	538	76	.963
Georgia Tech	.296	62	2186	466	647	115	20	74	413	1024	.468	279	65	480	43	.387	31	12	107	135	1658	700	96	.961
NC State	.283	63	2182	433	618	141	8	76	385	1003	.460	290	70	447	42	.381	28	44	84	112	1723	635	83	.966
Maryland	.275	53	1802	284	495	98	11	41	250	738	.410	204	33	322	48	.355	21	20	29	41	1383	512	83	.958
Duke	.271	54	1821	249	493	100	10	14	220	655	.360	155	42	353	15	.338	21	19	52	75	1406	545	103	.950

Team Pitching

Team	ERA	W	L	G	CG	SHO	CBO	SV	IP	H	R	ER	BB	SO	2B	3B	HR	AB	B/Avg	WPHBP	BK	SFA	SHA	
Florida State	2.96	54	13	68	2	9	8	13	613.2	563	276	202	187	569	102	8	42	2340	.241	13	33	8	13	21
Virginia	3.41	29	25	54	3	5	3	8	472.1	461	230	179	193	366	81	10	34	1784	.258	15	38	8	13	34
Georgia Tech	4.07	44	18	62	3	3	1	14	552.2	537	315	250	198	423	106	7	53	2135	.252	44	58	13	18	32
NC State	4.14	45	18	63	5	2	0	16	574.1	569	330	264	218	532	100	5	46	2195	.259	42	76	6	24	31
Clemson	4.23	39	22	61	1	5	4	11	542.0	567	325	255	210	410	101	10	32	2087	.272	51	53	13	22	37
North Carolina	4.31	42	23	65	1	3	3	8	587.1	610	325	281	245	479	81	5	46	2239	.272	32	54	10	27	51
Wake Forest	4.81	29	24	53	5	1	1	4	472.0	520	304	252	187	364	99	8	49	1862	.279	36	60	9	16	20
Duke	5.72	18	36	54	3	1	0	5	468.2	583	405	298	209	368	100	16	47	1926	.303	50	64	7	34	25
Maryland	6.54	20	33	53	2	4	2	10	461.0	565	399	335	195	394	119	8	56	1892	.299	35	52	9	23	16

Team Fielding

Team	C	PO	A	E	FLD%	DPs	SBA	CSB	SBA%	PB	CI
Clemson	2457	1626	755	76	.969	68	67	16	.807	7	1
North Carolina	2567	1762	720	85	.967	55	48	37	.565	7	0
Wake Forest	2095	1416	608	71	.966	54	72	17	.809	21	1
NC State	2441	1723	635	83	.966	46	59	24	.711	11	0
Florida State	2670	1841	734	95	.964	56	45	33	.577	5	1
Virginia	2031	1417	538	76	.963	55	34	14	.708	5	0
Georgia Tech	2454	1658	700	96	.961	58	38	20	.655	12	2
Maryland	1978	1383	512	83	.958	41	69	23	.750	13	0
Duke	2054	1406	545	103	.950	39	53	27	.662	21	0

Individual ACC Leaders

Batting

BATting AVg

Jeremy Cleveland, NC	.410
Eddy Martinez-Esteve, FS	.371
Ryan Johnson, WF	.369
Tony Richie, FS	.366
Jamie D'Antona, WF	.360
Sammy Hewitt, NC	.355
Sean Farrell, NC	.350
McCann, Brad, CU	.347
Johnson, Michael, CU	.338
Triplett, Russell, CU	.335

SLUGGING PCT

Jamie D'Antona, WF	.752
Jeremy Cleveland, NC	.725
Eddy Martinez-Esteve, FS	.608
Tony Richie, FS	.600
Micah Owings, GT	.593
Justin Riley, ST	.583
Stephen Drew, FS	.582
Sean Farrell, NC	.579

Sammy Hewitt, NC	.577
Johnson, Michael, CU	.576

ON BASE PCT

Jeremy Cleveland, NC	.510
Johnson, Michael, CU	.498
Ryan Johnson, WF	.461
Chad Orvella, ST	.458
Eddy Martinez-Esteve, FS	.457
Tony Richie, FS	.451
Jamie D'Antona, WF	.450
Chris Hart, FS	.447
Tony McQuade, FS	.442
Stephen Drew, FS	.435

RUNS SCORED

Stephen Drew, FS	83
Jeremy Cleveland, NC	74
Tony McQuade, FS	73
Jerrold Brown, FS	70
Sean Farrell, NC	65
Matt Murton, GT	64

Adam Bourassa, WF	63
Ryan Hubbard, WF	62
Tony Richie, FS	60
Jamie D'Antona, WF	59

HITS

Jeremy Cleveland, NC	103
Tony Richie, FS	97
Sean Farrell, NC	93
McCann, Brad, CU	87
Stephen Drew, FS	86
Tony McQuade, FS	83
Chad Prosser, NC	82
Adam Bourassa, WF	80
Triplett, Russell, CU	78
Sammy Hewitt, NC	78

RUNS BATTED IN

Jamie D'Antona, WF	82
Tony Richie, FS	78
McCann, Brad, CU	67
Jeremy Cleveland, NC	65

Sean Farrell, NC	61
Stephen Drew, FS	59
Jerrold Brown, FS	57
Tony McQuade, FS	56
Matt Murton, GT	56
Chris Iannetta, NC	55

DOUBLES

Tony Richie, FS	26
McCann, Brad, CU	21
David Hicks, ST	21
Jeremy Cleveland, NC	20
Jamie D'Antona, WF	19
Sean Farrell, NC	19
Stephen Drew, FS	18
Jeremy Slayden, GT	18
Blake Balkcom, FS	17
Justin Riley, ST	17

TRIPLES

Stephen Drew, FS	8
Eric Patterson, GT	4

Jeremy Slayden, GT 4
 9 tied at 3

HOME RUNS

Jamie D'Antona, WF 21
 Colt Morton, ST 19
 Jeremy Cleveland, NC 19
 Justin Riley, ST 18
 Micah Owings, GT 15
 Sean Farrell, NC 14
 Joe Gaetti, ST 14
 Matt Murton, GT 13
Tony McQuade, FS 13
 2 tied at 12

TOTAL BASES

Jeremy Cleveland, NC 182
 Jamie D'Antona, WF 161
Tony Richie, FS 159
 Sean Farrell, NC 154
Stephen Drew, FS 153
Tony McQuade, FS 143
 McCann, Brad, CU 137
 Colt Morton, ST 134
 Justin Riley, ST 134
 Matt Murton, GT 129

WALKS

Johnson, Michael, CU 63
Tony McQuade, FS 52
Stephen Drew, FS 47
Tony Richie, FS 43
 Colt Morton, ST 43
Chris Hart, FS 43
 Chad Orvella, ST 41
Jerrod Brown, FS 39
 Jamie D'Antona, WF 38
 Jeremy Cleveland, NC 37

HIT BY PITCH

Jeremy Cleveland, NC 16
 Chad Orvella, ST 15
Jerrod Brown, FS 14
 Ryan Blake, NC 14
 Jeremy Slayden, GT 12
Matt Sauls, FS 11
 Tyler Greene, GT 11
 Matt Murton, GT 10
Chris Hart, FS 10
 Marc Maynor, ST 10

SAC BUNTS

Ryan Hubbard, WF 15
 Adam Hargrave, ST 13
 Kyle Werman, VA 13
 Matt Camp, ST 11
 Matt Dunn, VA 10
Matt Sauls, FS 9
 Greg Mangum, NC 8
Bryan Zech, FS 7
 3 tied at 6

SAC FLIES

Jamie D'Antona, WF 7
 Ryan Johnson, WF 7
 Chad Prosser, NC 6
Jerrod Brown, FS 6
 Mark Reynolds, VA 6
 Brian Patrick, DU 6
 6 tied at 5

STOLEN BASES

Ryan Hubbard, WF 35
 Eric Patterson, GT 35
Stephen Drew, FS 33

Adam Bourassa, WF 29
 Tony McQuade, FS 26
 Marc Maynor, ST 21
 Tyler Greene, GT 19
 Matt Murton, GT 19
 Chris Sweet, VA 17
 Matt Street, VA 16

TOTAL PLATE APPEARANCES

Tony McQuade, FS 318
 Chad Prosser, NC 316
Stephen Drew, FS 316
Tony Richie, FS 315
 Sean Farrell, NC 307
 Jeremy Cleveland, NC 306
Jerrod Brown, FS 305
 Matt Murton, GT 295
 Colt Morton, ST 292
 Eric Patterson, GT 288

AT BATS

Chad Prosser, NC 283
 Sean Farrell, NC 266
Tony Richie, FS 265
Stephen Drew, FS 263
Tony McQuade, FS 256
 Jeremy Cleveland, NC 251
 McCann, Brad, CU 251
 Eric Patterson, GT 248
 Matt Murton, GT 246
Jerrod Brown, FS 242

STEAL ATTEMPTS

Eric Patterson, GT 41
 Ryan Hubbard, WF 40
Stephen Drew, FS 36
Tony McQuade, FS 33
 Adam Bourassa, WF 30
 Marc Maynor, ST 27
 Matt Murton, GT 23
 Tyler Greene, GT 23
 Chris Sweet, VA 22
 2 tied at 19

STRIKEOUTS

Micah Owings, GT 71
 Marc Maynor, ST 65
 Tyler Greene, GT 59
 Sammy Hewitt, NC 58
 Brandon Boggs, GT 56
Tony McQuade, FS 55
 Jeremy Slayden, GT 54
 Senterrio Landrum, DU 52
 Colt Morton, ST 52
 3 tied at 50

CAUGHT STEALING

Tony McQuade, FS 7
 Jeremy Cleveland, NC 7
 Adam Murray, DU 7
 Marc Maynor, ST 6
 Eric Patterson, GT 6
 Greg Mangum, NC 6
 7 tied at 5

GROUNDING INTO DP

Jerrod Brown, FS 11
 Mike Nickeas, GT 10
 Justin Riley, ST 10
 McCann, Brad, CU 10
 Chad Prosser, NC 7
 Gemmill, Ray, MD 7
 Frazier, Will, MD 7
 6 tied at 6

Pitching

EARNED RUN AVG

Joey Devine, ST 2.19
 Joe Koshansky, VA 2.31
Daniel Davidson, FS 2.63
Trent Peterson, FS 2.70
 Kyle Sleeth, WF 2.81
 Michael Rogers, ST 3.02
 Vern Sterry, ST 3.25
 Schmoll, Steve, MD 3.49
Matt Lynch, FS 3.53
 Daniel Moore, NC 3.56

OPPOSING BAT AVG

Joe Koshansky, VA206
 Joey Devine, ST210
 Kyle Sleeth, WF220
 Schmoll, Steve, MD222
Trent Peterson, FS222
Daniel Davidson, FS225
 Vern Sterry, ST230
 Phillip Davidson, ST244
 Micah Owings, GT247
 Chris Goodman, GT249

INNINGS PITCHED

Michael Rogers, ST 125.0
Trent Peterson, FS 116.2
 Vern Sterry, ST 116.1
Matt Lynch, FS 112.1
 Kyle Sleeth, WF 96.0
 Daniel Moore, NC 93.2
 Kyle Bakker, GT 93.0
 Micah Owings, GT 88.0
 Schmoll, Steve, MD 87.2
 Chris Goodman, GT 86.2

BATTERS STRUCK OUT

Vern Sterry, ST 124
 Schmoll, Steve, MD 124
Trent Peterson, FS 113
 Michael Rogers, ST 113
 Kyle Sleeth, WF 102
Matt Lynch, FS 89
 Kyle Bakker, GT 80
 Joey Devine, ST 78
 Adam Kalkhof, NC 77
Daniel Davidson, FS 77

BATTERS SO OUT LOOKING

Schmoll, Steve, MD 49
 Michael Rogers, ST 45
Trent Peterson, FS 40
 Vern Sterry, ST 35
Matt Lynch, FS 34
 Kyle Sleeth, WF 30
 Daniel Moore, NC 28
 Garry Bakker, NC 27
 Adam Kalkhof, NC 26
 Lumsden, Tyler, CU 26

WINS

Matt Lynch, FS 13
 Michael Rogers, ST 12
 Vern Sterry, ST 11
Daniel Davidson, FS 10
Trent Peterson, FS 10
 Chris Goodman, GT 9
 Micah Owings, GT 9
 Lumsden, Tyler, CU 8
 Kyle Bakker, GT 8
 5 tied at 7

SAVES

Joey Devine, ST 14
Daniel Hodges, FS 12
 Brian Burks, GT 8
 Harrelson, Paul, CU 6
 Canon Hickman, VA 5
 Jeff Watchko, GT 5
 Norris, Brooks, MD 4
 Whitley Benson, NC 4
 Schmoll, Steve, MD 4
 2 tied at 3

APPEARANCES

Daniel Hodges, FS 39
 Joey Devine, ST 36
Rhett James, FS 36
 Kevin Brower, NC 33
 Scott Senatore, NC 32
 Blake Walker, DU 31
 Whitley Benson, NC 31
Kevin Lynch, FS 30
 Jeff Watchko, GT 29
 Robert Rohrbaugh, CU 26

GAMES STARTED

Trent Peterson, FS 19
Matt Lynch, FS 19
 Vern Sterry, ST 17
 Kyle Bakker, GT 17
 Michael Rogers, ST 17
 Daniel Moore, NC 16
 Lumsden, Tyler, CU 16
 Adam Kalkhof, NC 15
 3 tied at 14

GAMES FINISHED

Daniel Hodges, FS 39
 Joey Devine, ST 31
 Whitley Benson, NC 25
 Adam Hanson, WF 22
 Harrelson, Paul, CU 18
 Jeff Watchko, GT 16
 Canon Hickman, VA 14
 Brian Burks, GT 13
 Zach Schreiber, DU 13
 Blake Walker, DU 12

GAMES IN RELIEF

Daniel Hodges, FS 39
 Joey Devine, ST 36
Rhett James, FS 36
 Kevin Brower, NC 33
 Scott Senatore, NC 32
 Blake Walker, DU 31
Kevin Lynch, FS 30
 Whitley Benson, NC 30
 Jeff Watchko, GT 28
 Rohrbaugh, Robert, CU 25

SAC BUNTS ALLOWED

Daniel Moore, NC 11
Daniel Davidson, FS 8
 Adam Kalkhof, NC 8
 Berken, Jason, CU 8
 Nate Cretarolo, ST 7
 Hahn, Jeff, CU 7
 Scott Senatore, NC 7
 5 tied at 6

SAC FLIES ALLOWED

Harvey, Kris, CU 5
 Phillip Davidson, ST 5
 Vern Sterry, ST 5



Jeff Alleva, DU	5
Justin Dilucchio, DU	5
Stuart, Jared, MD	5
12 tied at	4

LOSSES

Kevin Thompson, DU	10
Hahn, Jeff, CU	7
Clem, Chris, MD	7
Jeff Alleva, DU	7
Kane, Sean, MD	7
Tim Layden, DU	7
Seth Hill, WF	6
4 tied at	5

RUNNERS PICKED OFF

Tony Richie, FS	8
Scott Headd, VA	6
Colt Morton, ST	5
Garry Bakker, NC	4
Trent Peterson, FS	4
Seth Hill, WF	4
Nate Cretarolo, ST	4
Adam Hanson, WF	4
Joe Koshansky, VA	4
Adam Kalkhof, NC	3

WILD PITCHES

Zach Schreiber, DU	14
Vern Sterry, ST	11
Berken, Jason, CU	9
Jason Neighborgall, GT	9
Hogan, Patrick, CU	9
Jeff Watchko, GT	9
6 tied at	6

BALKS

Jackson, Steven, CU	5
Hahn, Jeff, CU	4
Scott Senatore, NC	4
Nate Cretarolo, ST	3
Andrew Dobies, VA	3
Daniel Davidson, WF	3
Jeff Watchko, GT	3
7 tied at	2

HIT BATTERS

Michael Rogers, ST	18
Phillip Davidson, ST	14
Kyle Bakker, GT	13
Lumsden, Tyler, CU	12
Brian Bach, WF	12
Kane, Sean, MD	11
Nate Cretarolo, ST	11
Seth Hill, WF	11
Adam Hanson, WF	11
3 tied at	10

INTENTIONAL BB ALLOWED

Trent Peterson, FS	6
Kyle Bakker, GT	6
Adam Hanson, WF	5
Rhett James, FS	3
Micah Owings, GT	3
8 tied at	2

HITS ALLOWED

Chris Caudill, WF	1
Marc LaMacchia, FS	1
George, Kyle, MD	2
Chris Whidden, FS	2
Ryan Self, GT	2

Tim Coffield, ST	2
Lyons, Brad, MD	4
Ross Cook, NC	5
Chung, Andrew, MD	5
Greg Burke, DU	5

RUNS ALLOWED

Josh Myers, VA	1
Marc LaMacchia, FS	1
Tim Coffield, ST	2
George, Kyle, MD	2
Greg Burke, DU	2
Ryan Self, GT	2
Lyons, Brad, MD	3
Chris Whidden, FS	3
Jason King, NC	4
Jordan Crews, GT	6

EARNED RUNS ALLOWED

Tim Coffield, ST	1
Josh Myers, VA	1
Chris Whidden, FS	1
Greg Burke, DU	2
Ryan Self, GT	2
Lyons, Brad, MD	3
Jason King, NC	4
Clayton, Pat, CU	5
Nick Wagner, GT	5
Glen Simon, FS	5

WALKS ALLOWED

George, Kyle, MD	1
Eric Maycroft, WF	1
John Berthelsen, GT	1
Greg Burke, DU	1
Chris Whidden, FS	1
Jordan Crews, GT	1
Hunt, Jeremy, MD	2
Lyons, Brad, MD	2
Gregory Russell, WF	2
Tim Coffield, ST	2

DOUBLES ALLOWED

Jason Neighborgall, GT	1
Hunt, Jeremy, MD	1
Colin Brown, ST	1
Chung, Andrew, MD	1
Clayton, Pat, CU	1
Greg Hansard, VA	1
Chris Whidden, FS	1
Josh Myers, VA	1
Marc LaMacchia, FS	1
Lyons, Brad, MD	1

TRIPLES ALLOWED

Adam Hanson, WF	1
Hulse, Justin, MD	1
Garry Bakker, NC	1
Mark Sauls, FS	1
Greg Burke, DU	1
Blake Walker, DU	1
Trolia, Aaron, CU	1
Jeff Watchko, GT	1
Basinger, Matt, MD	1
Adam Laird, VA	1

HOME RUNS ALLOWED

Jordan Crews, GT	1
Kyle Schmidt, GT	1
Matt DiBlasi, FS	1
Jonathan Hovis, NC	1
Jason King, NC	1

Chung, Andrew, MD	1
Hourigan, Jeff, CU	1
Kevin Lynch, FS	1
Walker, Adam, CU	1
Gregory Russell, WF	1

Fielding FIELDING PCT

Matt Murton, GT	1.000
Daniel Wardell, FS	1.000
Gemmill, Ray, MD997
Clifton Remole, GT995
Jeff Ruziecki, WF993
Tony McQuade, FS992
Sean Farrell, NC992
Colt Morton, ST991
Steven Malinowski, WF991
Jeremy Slayden, GT991

CHANCES

Johnson, Michael, CU	623
Jerrod Brown, FS	617
Clifton Remole, GT	565
Tony Richie, FS	522
Chris Iannetta, NC	466
Colt Morton, ST	457
Ryan Blake, NC	428
Jeff Ruziecki, WF	428
Joe Koshansky, VA	418
Scott Headd, VA	362

PUTOUTS

Johnson, Michael, CU	586
Jerrod Brown, FS	578
Clifton Remole, GT	516
Tony Richie, FS	470
Chris Iannetta, NC	423
Colt Morton, ST	405
Jeff Ruziecki, WF	393
Joe Koshansky, VA	388
Ryan Blake, NC	376
Scott Headd, VA	325

ASSISTS

Triplett, Russell, CU	208
Stephen Drew, FS	194
Tyler Greene, GT	189
Eric Patterson, GT	184
Slevin, David, CU	173
Chad Prosser, NC	173
Chris Getz, WF	162
Greg Mangum, NC	157
Chad Orvella, ST	150
Adam Murray, DU	147

FIELDING DOUBLE PLAYS

Johnson, Michael, CU	60
Jerrod Brown, FS	48
Triplett, Russell, CU	48
Slevin, David, CU	45
Clifton Remole, GT	44
Joe Koshansky, VA	43
Kyle Werman, VA	42
Eric Patterson, GT	41
Jeff Ruziecki, WF	39
3 tied at	38

PASSED BALLS

Steven Malinowski, WF	20
Brian Hernandez, DU	15
Ryan, Bobby, MD	10
Colt Morton, ST	8
Andy Hawranick, GT	8

Troy Caradonna, DU	6
Scott Headd, VA	5
Ryan Blake, NC	4
Aaron Cheesman, FS	4
Mike Nickeas, GT	4

CATCHERS INTERFERENCE

Mike Nickeas, GT	2
Everett, Brady, CU	1
Steven Malinowski, WF	1
Aaron Cheesman, FS	1

STEAL ATTEMPTS AGAINST

Steven Malinowski, WF	65
Tony Richie, FS	63
Ryan, Bobby, MD	55
Colt Morton, ST	49
Ryan Blake, NC	44
Brian Hernandez, DU	42
Scott Headd, VA	39
Mike Nickeas, GT	38
Troy Caradonna, DU	36
Chris Iannetta, NC	33

STOLEN BASES AGAINST

Steven Malinowski, WF	58
Tony Richie, FS	39
Ryan, Bobby, MD	38
Colt Morton, ST	32
Mike Nickeas, GT	31
Brian Hernandez, DU	29
Ryan Blake, NC	28
Scott Headd, VA	27
Mahoney, Collin, CU	25
Troy Caradonna, DU	24

CAUGHT STEALING BY

Tony Richie, FS	24
Ryan, Bobby, MD	17
Colt Morton, ST	17
Ryan Blake, NC	16
Brian Hernandez, DU	13
Chris Iannetta, NC	13
Troy Caradonna, DU	12
Scott Headd, VA	12
Trent Peterson, FS	9
3 tied at	8


ERRORS

Tyler Greene, GT	31
Triplett, Russell, CU	20
Stephen Drew, FS	19
Eddy Martinez-Esteve, FS	18
Adam Murray, DU	18
Ben Ingold, WF	17
Mark Reynolds, VA	17
Chad Prosser, NC	17
3 tied at	16



2003 Starters Lost

#30 BLAKE BALKCOM • RFJR. • R/R • CHIPLEY, FL • CHIPOLA JC



2003 (Junior Year): Junior college transfer who was FSU's starter in right field...finished eighth in the ACC with 16 doubles...went 5-for-12 (.417) with five RBI in the opening series vs. VMI...sat out 12 games (2/7-3/2) to rest a strained right quad...returned to the starting lineup against Siena (3/5)...went 2-for-3 with a run and an RBI against Florida (3/7)...went 2-for-3 with a home run vs. UNC (3/29)...3-for-9 (.333) in the Wake Forest series...went 2-for-5 with three RBI and a pair of game-tying doubles at Miami (4/20)...had two hits against the Hurricanes (4/26)...went 5-for-11 (.455) in the Georgia Tech series with five runs scored, four RBI and 2 HR to earn ACC Player of the Week (5/5)...scored a career-high three runs at Tech on 5/4 with a homer...went 2-for-6 with a double and a home run at Maryland (5/9)...named to the ACC All-Tournament Team after hitting .381 with two homers and five RBI...eight of his nine home runs came against ACC opponents...made the NCAA All-Regional Team after going 6-for-23 (.261) with one home run, one double and five RBI...hit safely in 33 of his last 35 games...went 2-

for-4 including a triple and a run scored in the second game of the NCAA Super Regional against Texas (6/9)...hit his second triple of the season while going 2-for-4 with a run scored in game two against Texas (6/9)...drafted in the fifth round of the 2003 MLB Draft and signed with the Anaheim Angels (150th overall).

Year	G-GS	AVG	AB	R	H	2B	3B	HR	RBI	TB	SLG%	BB	SO	SB	PO	A	E	PCT.
2003	53-52	.327	202	39	66	17	2	9	45	114	.564	16	31	2-3	89	4	4	.959

#5 JERROD BROWN • 1BSR. • L/R • AUBURNDALE, FL • HILLSBOROUGH CC



2003 (Senior Year): A two-year starter at first base who was a two-time second team All-ACC selection...finished fourth in the ACC with 70 runs scored his senior season...went 3-for-6 with three runs scored in a 10-8, 12-inning win at Stanford (2/9)...went 2-for-4 with two RBI to open the series against Evansville (2/14)...hit his first home run of the season against Evansville (2/16)...recorded a career-high four hits vs. Appalachian State (2/23), going 4-for-4 with two RBI and three runs scored...went 4-for-12 in the series win over No. 15 Florida with four RBI...2-for-5 with two RBI vs. Wake Forest (4/4)...went 3-for-6 with two runs and an RBI at Maryland (5/9)...homered at Georgia Tech (5/3) and at Duke (5/17) to bring season total to three...went 2-for-5 with two runs and two RBI at Duke (5/16)...went 3-for-4 with a double, four runs scored and four RBI vs. NC State in the ACC Tournament (5/24)...hit .333 in the tournament with a team-high six RBI...went 19-for-31 (.655) with the bases loaded over his two-year career...hit safely in 13 of his final 16 games...named to the NCAA All-Regional Team after hitting .455 (10-for-22)

with four home runs and nine RBI...raised his average from .268 on 5/10 to a final average of .289...homered in three of his last five games...hit .333 (14-for-42) with 13 RBI in the final 11 games of the season.

Year	G-GS	AVG	AB	R	H	2B	3B	HR	RBI	TB	SLG%	BB	SO	SB	PO	A	E	PCT.
2002	66-59	.327	217	49	71	8	1	4	56	93	.429	31	29	0-3	469	40	9	.983
2003	66-66	.289	242	70	70	14	0	7	57	105	.434	39	30	3-6	578	31	8	.987
Totals	132-125	.307	459	119	141	22	1	11	113	198	.431	70	59	3-9	1,047	71	17	.985

#18 DANIEL DAVIDSON • LHPSR. - L/L - PANAMA CITY, FL - GULF COAST CC



2003 (Senior Year): Third team Collegiate Baseball All-American and a second team All-ACC selection as a senior...finished third in the ACC with a 2.63 earned run average...also finished tied for fourth with 10 wins, fifth with an opponents batting average of .225 and 10th 8.09 strikeouts per nine innings...saw relief action in all three games at Stanford (2/7-2/9)...threw 3.1 innings without giving up a run vs. St. Joseph's (3/11) to earn a Sunday start vs. Virginia...tied a career-high with seven strikeouts in that outing...made his first career weekend start against Virginia (3/16)...went 7.0 scoreless ininnings, allowing only three hits and striking out five...earned ACC Co-Pitcher of the Week honors (3/17) after throwing 10.1 scoreless innings with 12 strikeouts and not allowing a runner to advance past second base that week...worked 6.2 innings, only allowing one run on four hits with six strikeouts at NC State (3/23)...got the win on 3/30 vs. UNC (1 ER, 6 K, 6.1 IP)...named ACC Pitcher of the Week for the second time after throwing seven scoreless innings vs. Clemson (4/13)...allowed four hits,

struck out seven and didn't walk a batter...had an outstanding start vs. Miami on 4/27 (Senior Day) to improve to 7-0 on the year...worked 5.1 scoreless innings and gave up just two hits with three strikeouts...got the win at Georgia Tech (5/2), allowing one run in 5.2 on three hits...picked up win number nine vs. Virginia in the ACC Tournament...worked 7.2 scoreless innings on three hits and struck out seven...never lost a decision at FSU (16-0)...threw his first career complete game in the NCAA Regional vs. South Alabama...allowed five runs on 10 hits and struck out five...a 13th round draft pick by the Anaheim Angeles (390th overall).

Year	G-GS	W-L	PCT	SV	CG	SHO	IP	H	R	ER	BB	SO	HR	HB	ERA
2002	26-2	6-0	1.000	0	0	0	43.2	52	23	21	9	43	3	5	4.33
2003	23-11	10-0	1.000	0	0	0	85.2	69	28	25	25	77	3	4	2.63
Totals	49-13	16-0	1.000	0	0	0	129.1	121	51	46	34	120	6	9	3.20

#10 CHRIS HART • INFSR.-R • S/R • PALM HARBOR, FL • CLEARWATER CATHOLIC HS



2003 (Senior Year): Senior who started at both second and third base his senior season...finished fifth in the ACC with a .457 on base percentage...led off the third inning with a solo home run at Stanford (2/8) to help lead the Seminoles to a 4-3 victory...the home run was FSU's first of the season...started all three games at second base against Evansville and went 5-for-9 (.556) at the plate...hit his second HR of the season vs. Siena (3/5)...went 5-for-13 in the series vs. Florida...went 2-for-4 with a grand slam that gave the Seminoles an early 4-0 lead in the 9-1 win over Virginia (3/14)...went 2-for-2 with a career-high five RBI at Jacksonville (4/9), but game was called due to rain after 3 1/2 innings...went 2-for-3 with two runs scored vs. Clemson (4/13)...moved to third base in the first game of the Miami series (4/25) while Eddy Martinez-Esteve was out with a hamstring injury...had just one hit in 16 at bats in the six-game series against Miami, but drew six walks in the



series...went 2-for-4 with two RBI at Georgia Tech (5/2)...went 2-for-3 with two RBI at Maryland (5/9)...1-for-1 at Duke (5/17), but drew three walks and scored four runs...entered NCAA postseason on an eight game hitting streak...hit .438 in the ACC Tournament with four runs scored and five RBI...had a career-high four hits vs. Rutgers (5/31) in the Tallahassee Regional...hit .350 (7-for-20) with three doubles and four RBI in the NCAA Regional...went 1-for-4 with a home run and one RBI in the final game of his career against Texas (6/9) in the Super Regional.

Year	G-GS	AVG.	AB	R	H	2B	3B	HR	RBI	TB	SLG%	BB	SO	SB	PO	A	E	PCT.
1999	50-22	.241	79	15	19	7	0	2	19	32	.405	17	19	0-1	84	9	4	.959
2000	8-5	.071	14	2	1	0	0	0	1	1	.071	2	1	0-0	41	8	0	1.000
2001	38-21	.257	74	9	19	3	1	1	11	27	.365	13	13	3-6	41	36	6	.928
2002	32-5	.262	42	4	11	3	0	0	6	14	.333	9	9	0-1	23	19	3	.933
2003	67-63	.305	200	44	61	10	1	4	35	85	.425	43	33	4-4	84	131	11	.951
Totals	195-116	.271	409	74	111	23	2	7	72	159	.389	84	75	7-12	273	203	22	.956

#7 DANIEL HODGES • LHPSR. • L/L • HILLIARD, FL • BISHOP KENNY HS



2003 (Senior Year): Voted a *Collegiate Baseball* third team All-American...earned second team *ABCA* All-America honors...FSU's all-time appearance leader with 127...named to the All-ACC second team...led the ACC with 39 appearances and second with 12 saves on the year...picked up his first save of the season vs. VMI (2/1)...earned his second save of the season in 4-3 win at Stanford (2/8)...picked up his first win of the season in FSU's 10-8, 12-inning victory over Stanford (2/9)...save number three came in a 2-1 win over Charleston Southern (3/2)...earned the win in the second game of the DH vs. CSU, striking out two in 1.1 innings...named ACC Pitcher of the Week after picking up two saves against Florida...picked up his third win of the season against Virginia (3/16) after pitching the final 4.1 scoreless innings and striking out five in the Seminoles 5-4, 12-inning win...earned save number six of the season in the Seminoles 3-1 win at NC State (3/23)...picked up the save vs. UNC (3/30) with 1.2 scoreless innings...gave up his first earned run of the season vs. Wake Forest (4/5)...had a save in FSU's 5-4 win over JU (4/16)...set the FSU career appearance record with his 117th appearance on Friday, May 25th vs. Miami...picked up his 11th save of the year in FSU's 1-0 win over the Hurricanes (5/25)...tied a season-high with 4.1 innings pitched in FSU's 5/4 win at Georgia Tech...picked up save number 12 vs. Virginia in the ACC Tournament after pitching a scoreless ninth...suffered his first blown save of the year against Georgia Tech in the tournament with six runs allowed (only one earned) in one inning of work...took the loss vs. South Alabama (5/31) after giving up five runs on four hits in one inning...only needed one save to tie the all-time school record (held by Ricky Kimball, 32)...no runs allowed in 34 of 39 appearances this season...allowed just one hit in one inning of work in the 6-5 loss against Texas (6/9) of the Super Regional...drafted in the 26th round by the Philadelphia Phillies (775 overall).

Year	G-GS	W-L	PCT	SV	CG	SHO	IP	H	R	ER	BB	SO	HR	HB	ERA
2000	25-0	1-0	1.000	3	0	0	47.0	44	20	13	14	51	4	2	2.49
2001	27-0	4-3	.571	4	0	0	59.0	65	26	20	15	55	5	2	3.05
2002	36-0	4-1	.800	12	0	0	63.1	68	25	18	10	38	5	2	2.56
2003	39-0	5-2	.714	12	0	0	52.0	48	18	12	7	38	2	3	2.08
Totals	127-0	14-6	.700	31	0	0	221.1	225	89	63	45	182	16	9	2.56

#46 MATT LYNCH • LHPSR. • L/L • FORT PIERCE, FL • JOHN CARROLL HS



2003 (Senior Year): All-American who was voted to the All-ACC second team as a senior...named a Verizon second team district Academic All-American...led the ACC in wins with 13 and tied for first with 19 starts along with Seminole Trent Peterson...third in the conference with 112.1 innings pitched, moved to the Saturday spot in the rotation for the Stanford series (2/8) and earned the win after working seven innings, only allowing one run on five hits and striking out five...threw six scoreless innings vs. Charleston Southern (2/28)...allowed just three hits, one walk and struck out five...had an impressive start vs. Florida (3/7), allowing just four runs (two earned) in 7.1 innings to earn the win...picked up win No. 6 against Virginia (3/14) after working 6.2 innings, striking out seven and only allowing one run...earned the win vs. Wake Forest (4/5), allowing just one earned run in six innings...defeated Clemson (4/12) after giving up two runs on six hits in five innings...beat Miami (4/19) to improve to 9-2 on the year, allowing four runs on seven hits in six innings with six strikeouts and two walks...won his 11th game vs. Duke (5/16), throwing five scoreless innings with five strikeouts...threw eight scoreless inning vs. Duke in the ACC Tournament (7 K, 2 BB)...finished second in ACC history with 42 career victories...threw a complete game shutout (three hits) in the NCAA Regional vs. Jacksonville (5/30) while striking out eight with no walks...named to the NCAA All-Regional Team...had not allowed a run in his last three starts (22.0 innings)...started the second game of the Super Regional against Texas (6/9) giving up five earned runs in 2.2 innings of work...a 10th round pick of the Oakland A's (302 overall).

Year	G-GS	W-L	PCT	SV	CG	SHO	IP	H	R	ER	BB	SO	HR	HB	ERA
2000	22-8	7-0	1.000	1	0	0	58.1	52	28	21	30	62	4	2	3.24
2001	18-15	9-2	.818	0	1	1	97.1	111	53	39	37	85	8	6	3.61
2002	20-20	13-2	.867	0	3	1	130.1	132	60	52	30	98	11	5	3.59
2003	19-19	13-4	.765	0	0	0	112.1	121	56	44	35	89	15	5	3.53
Totals	79-62	42-8	.840	1	4	2	398.1	416	197	156	132	334	38	18	3.52

#1 TONY McQUADE • OFJR. • S/R • GAINESVILLE, FL • BUCHHOLZ HS



2003 (Junior Year): First team All-ACC performer as a junior...started in left field and also saw time in right and center field...was third in the ACC with 73 runs scored, second with 52 walks and ninth with a .436 on base percentage...went 2-for-5 and knocked in the Seminoles' only run in a 2-1, 12 inning loss at Stanford (2/7)...hit a three-run home run in the top of the ninth inning to tie the game at 8-8 on the way to FSU's 10-8 win over Stanford in 12 innings (2/9)...hit his second homer and went 2-for-4 with three runs scored vs. Appalachian State (2/22)...went 3-for-5 with three RBI vs. Siena (3/4)...drove in two runs and scored two as he went 2-for-4 against St. Joseph's (3/12)...hit his third home run of the season while going 3-for-4 with two runs and an RBI at NC State (3/21)...scored two runs and drove in two as he went 2-for-3 with a double and a triple against The Citadel (3/26)...missed the first two games of the UNC series with a hand injury...recorded three stolen bases against Clemson (4/12)...had gone hitless in four straight games entering the Miami series (0-for-



16)...had a career-day vs. Miami (4/20), going 5-for-5 with three RBI and two runs scored...hit .480 (12-for-25) in the six-game series with Miami with three homers and seven RBI...went 5-for-9 with six runs, six RBI and two homers at Maryland to earn ACC Player of the Week honors (5/12)...went 3-for-4 with three runs and tied a career-high with five RBI on two home runs at Duke (5/16)...one of the homers was his first career grand slam...started in center in all five ACC Tournament games with Matt Sauls out of the lineup (elbow)...went 26-66 (.394) in last 19 games with 5 HR, 24 BB, 23 Runs and 19 RBI...raised average from .300 to .324 to end the season...solo home run vs. South Alabma (6/1) in the bottom of the first in Sunday's second game gave the Seminoles the early lead...led the team with 13 home runs...a 15th round pick by the Chicago Cubs (433 overall).

Year	G-GS	AVG	AB	R	H	2B	3B	HR	RBI	TB	SLG%	BB	SO	SB	PO	A	E	PCT.
2001	25-2	.259	27	7	7	5	0	0	4	12	.444	5	9	1-1	8	0	0	1.000
2002	60-59	.376	218	63	82	26	4	6	46	134	.615	49	46	6-7	89	1	3	.968
2003	66-66	.324	256	73	83	15	3	13	56	143	.559	52	55	26-33	116	4	1	.992
Totals	151-126	.343	501	143	172	46	7	19	106	289	.577	106	110	33-41	213	5	4	.982

#43 TRENT PETERSON • LHP.....JR. • R/L • TALLAHASSEE, FL • FLORIDA HS



2003 (Junior Year): Named a second team *Collegiate Baseball* and *ABCA* All-American...a first team All-ACC selection...finished fifth in the ACC with a 2.70 earned run average...was also tied for first with Seminole Matt Lynch with 19 starts, third with 113 strikeouts, tied for fourth with 10 wins, fifth in the conference averaging 8.84 strikeouts per nine innings and sixth with a .226 opponents batting average...started the Sunday game vs. VMI (2/2) and took a no-decision...pitched in all three games as a reliever at Stanford...earned his first win of the season against Evansville (2/16) after working five scoreless innings with three hits and struck out two...struck out 10 over five scoreless innings vs. Appalachian State (2/23)...allowed just one hit and walked only one...gave up just one run on four hits in eight innings in FSU's 2-1 win over Charleston Southern (3/2)...struck out five and walked one...allowed three earned runs on six hits in 5.2 innings in a no-decision vs. Florida (3/8)...worked 8.0 scoreless innings and struck out nine in a win over Virginia (3/15)...pitched 7.1

innings, only giving up one earned run on three hits and with six strikeouts at NC State (3/22)...made his first career Friday night start against UNC (3/28) and got the win after allowing two runs on four hits in 5.2 innings...struck out nine and walked two...beat Wake Forest's Kyle Sleeth (4/4), giving up three runs on six hits in eight innings with seven strikeouts and one walk...took his first loss of the year vs. Clemson (4/11) after allowing four earned runs on nine hits in five innings...improved to 7-1 on the year with a win at Miami (4/18)...went 7.2 innings and gave up two runs on six hits...held the Hurricanes scoreless in his next start (4/25) over 6.2 innings...allowed four hits, two walks and struck out five to improve to 8-1...struck out nine at Duke (5/16) over five innings and gave up two runs on four hits to improve pick up win number 10...had a no-decision in the ACC Tournament vs. UNC, allowing just two runs on six hits in eight innings...struck out nine Tar Heel batters and walked two...took a no-decision in the NCAA Regional vs. South Alabama (5/31) after giving up three runs on nine hits in 6.1 innings, also struck out nine and walked two...had another no decision against Texas (6/8) in the opening game of the Super Regional...allowed just two hits and two runs (both earned) with four strikeouts and seven walks against Texas (6/8)...a 5th round pick by the Oakland Athletics (152 overall).

Year	G-GS	W-L	PCT	SV	CG	SHO	IP	H	R	ER	BB	SO	HR	HB	ERA
2001	16-9	5-1	.833	0	1	0	57.0	50	24	20	20	45	1	7	3.16
2002	17-5	4-2	.667	0	0	0	51.0	48	31	19	17	46	4	7	3.35
2003	22-19	10-1	.909	0	0	0	116.2	97	49	35	37	113	7	6	2.70
Totals	55-33	19-4	.826	0	1	0	224.2	195	104	74	74	204	12	20	2.96

#23 TONY RICHIE • C.....JR. • R/R • JACKSONVILLE, FL • BISHOP KENNY HS



2003 (Junior Year): Named a second team *Baseball America*, *Collegiate Baseball*, *USA Today/Baseball Weekly* and *ABCA* All-American...third-team *NCBWA* All-American...served as the starting catcher for three years...a finalist for the Johnny Bench Award...voted in the final Top 25 for the Golden Spikes Award...named to the All-ACC second team...led the ACC with 26 doubles, tied for third with 159 total bases, eighth with a .449 on base percentage, fourth with a .366 batting average, second with 97 hits and fourth with a .600 slugging percentage...started the third game of the Stanford series (2/9) as the designated hitter before coming in to catch in the eighth inning...hit a solo home run in the top of the 12th inning which proved to be the winning run in the 10-8 win...went 5-for-11 (.455) with two home runs, four runs scored and nine RBI in the Evansville series, earning ACC Player of the Week (2/17) honors...went 5-for-6 in three games vs. Siena with three doubles, one HR, 5 RBI and seven walks...went 3-for-3 with three doubles, two runs and two RBI against St. Joseph's (3/12)...knocked in three runs and scored a run while going 3-for-4 against The Citadel (3/26)...had

back-to-back three-RBI games vs. The Citadel on 3/26 and UNC on 3/28 (with a homer)...had the game-winning home run and tied a career-high with five RBI Sunday vs. Wake Forest (4/6)...went 2-for-4 with a home run and three RBI vs. Clemson (4/11)...hit .364 (8-for-22) over six games vs. Miami...hit two homers and drove in six runs...went 3-for-6 with three RBI at Jacksonville (5/6)...went 3-for-6 with three RBI and a double at Maryland (5/11)...led the ACC with seven pickoffs and has been charged with an ACC-low one passed ball...voted to the ACC All-Tournament Team for the third straight season after leading the Seminoles with a .476 average in Salem...hit safely in 20 of his final 21 games...recorded three hits in six of his last 12 games...named the Most Outstanding Player of the NCAA Regional in Tallahassee after leading the Seminoles with a .591 average (13-for-22)...had one homer, three doubles, seven runs scored and six RBI...went 4-for-9 with a home run, three RBI and a run scored in the Super Regional series against Texas (6/8-6/9)...a 4th round selection by the Chicago Cubs (103 overall).

Year	G-GS	AVG	AB	R	H	2B	3B	HR	RBI	TB	SLG%	BB	SO	SB	PO	A	E	PCT.
2001	58-57	.291	206	27	60	15	1	3	32	86	.417	11	36	1-1	432	33	4	.991
2002	70-66	.353	249	59	88	17	2	13	75	148	.594	18	49	1-1	435	40	4	.992
2003	68-68	.366	265	60	97	26	0	12	78	159	.600	43	35	5-7	470	47	5	.990
Totals	196-191	.340	720	146	245	58	3	28	185	393	.546	72	120	7-9	1,328	120	13	.991



GAME-BY-GAME RECAPS

Game 1

VMI vs Florida State Jan 31, 2003 at St. Petersburg, FL (Florida Power Park)

VMI 4 (0-1)										
Player	AB	R	H	RBI	BB	SO	PO	A	LOB	
Brandon Massenburg dh	3	1	2	0	1	0	0	0	0	0
Jon Hadra ph	1	0	0	0	0	0	0	0	0	0
Kelly Sweppenhiser 3b	4	1	2	1	0	2	2	0	0	0
Jason Annis 2b	4	1	2	0	0	1	0	2	2	2
Matt Cage ph	0	0	0	0	1	0	0	0	0	0
Andy Barden c	4	1	1	3	0	2	7	1	4	0
Allan Wimmer lf	4	0	1	0	0	2	1	0	0	0
J.R. Royston rf	2	0	0	0	0	0	0	0	0	0
Elliott Erbe ph/rf	1	0	0	0	0	1	0	0	0	0
Mike Maleski ph/rf	0	0	0	0	1	0	1	0	0	0
B.T. Good ss	3	0	0	0	0	1	2	1	0	0
Jon Wade 1b	4	0	1	0	0	1	7	1	3	0
Chris Brooks cf	2	0	0	0	1	1	3	0	0	0
Justin Briggs ph	1	0	0	0	0	0	0	0	0	0
Duke Acors p	0	0	0	0	0	0	0	0	0	0
Josh Owens p	0	0	0	0	0	0	0	0	0	0
Tristen Covington p	0	0	0	0	0	0	0	0	0	0
Will Paulette p	0	0	0	0	0	0	1	0	0	0
Totals	33	4	9	4	4	11	24	5	9	

FLORIDA STATE 12 (1-0)										
Player	AB	R	H	RBI	BB	SO	PO	A	LOB	
Stephen Drew ss	3	1	0	0	2	0	0	4	1	0
Tony McQuade lf	4	1	1	0	1	0	1	0	3	0
Eddy Martinez-Estev 3b	4	1	2	0	0	2	0	1	0	0
Chris Hart ph/3b	1	0	0	0	0	0	0	1	0	0
Tony Richie c	4	2	2	2	0	0	7	2	1	0
Aaron Cheesman c	0	0	0	0	0	0	4	0	0	0
Jerrold Brown 1b	2	1	0	1	1	0	6	0	1	0
Daniel Wardell ph/1b	1	0	0	0	0	1	3	1	0	0
Derrick Smith dh	3	2	2	1	0	1	0	0	0	0
Kevin Richmond ph/dh	1	0	0	0	0	0	0	0	1	0
Blake Balkcom rf	4	2	2	2	0	2	2	0	0	0
Brandon Manasa rf	1	0	0	0	0	0	0	0	0	0
Matt Sauls cf	3	1	1	1	2	1	0	0	0	0
Bryan Zech 2b	3	1	1	1	0	1	3	3	2	0
Matt Lynch p	0	0	0	0	0	0	0	0	0	0
Kevin Lynch p	0	0	0	0	0	0	0	0	0	0
Rhett James p	0	0	0	0	0	0	0	0	0	0
Daniel Davidson p	0	0	0	0	0	0	0	0	0	0
Daniel Hodges p	0	0	0	0	0	0	1	0	0	0
Totals	34	12	11	8	6	8	27	12	9	

Score by Innings							R	H	E
VMI	004	000	000	-	4	9	2		
Florida State	030	405	00X	-	12	11	0		

E - Good; Acors. DP - Seminoles 1. LOB - Keydets 9; Seminoles 9. 2B - Massenburg; Richie 2; Smith 2; Matt Sauls. HR - Barden. HBP - Sweppenhiser; Barden; Good; Cheesman; Smith; Zech 2. SF - Brown. SB - Good; McQuade; Zech. CS - Wimmer; Brooks.

VMI	IP	H	R	ER	BB	SO	AB	BF
Duke Acors	3.0	3	3	3	1	3	12	14
Josh Owens	1.0	3	4	4	2	1	6	8
Tristen Covington	1.2	5	5	5	2	2	9	14
Will Paulette	2.1	0	0	0	1	2	7	9

Florida State	IP	H	R	ER	BB	SO	AB	BF
Matt Lynch	5.0	7	4	4	2	5	20	23
Kevin Lynch	1.0	0	0	0	0	2	2	2
Rhett James	1.0	2	0	0	0	2	5	5
Daniel Davidson	1.0	0	0	0	1	2	3	5
Daniel Hodges	1.0	0	0	0	1	0	3	5

Win - Matt Lynch (1-0). Loss - Josh Owens (0-1). Save - None. WP - Owens. HB - Acors; Covington 2; Paulette; M. Lynch; Davidson; Hodges. BK - Acors 3; Owens; Paulette. Umpires - Home: Al Davis 1st: Bruce Ravan 3rd: Landon Davis Start: 7:00 Time: 3:11 Attendance: 1208

Game Notes: Matt Lynch faced 1 batter in the 6th.

Game 2

VMI vs Florida State Feb 1, 2003 at St. Petersburg, FL (Florida Power Park)

VMI 1 (0-2)										
Player	AB	R	H	RBI	BB	SO	PO	A	LOB	
Matt Smith ss	4	0	0	0	0	1	1	2	1	0
Kelly Sweppenhiser 3b	4	0	1	0	0	0	0	1	0	0
Jason Annis 2b	4	0	0	0	0	1	2	3	0	0
Jason Major dh	4	0	0	0	0	2	0	0	2	0
Allan Wimmer lf	2	0	0	0	0	1	3	0	0	0
J.R. Royston ph/rf	1	0	0	0	0	1	0	0	0	0
Brandon Massenburg ph	1	0	0	0	0	0	0	0	0	0
Elliott Erbe rf	2	0	0	0	0	2	2	0	0	0
Andy Barden ph	1	0	0	0	0	0	0	0	0	0
Mike Maleski lf	0	0	0	0	0	0	0	0	0	0
Matt Cage ph	1	0	0	0	0	0	0	0	0	2
Jon Wade 1b	3	0	0	0	0	1	7	0	0	0
Chris Brooks cf	1	1	0	0	2	0	5	0	0	0
Justin Briggs c	2	0	1	0	0	1	4	0	0	0
Phil Hendrix p	0	0	0	0	0	0	0	2	0	0
Jeremy Harper p	0	0	0	0	0	0	0	0	0	0
Jeff DeMara p	0	0	0	0	0	0	0	0	0	0
Totals	30	1	2	0	2	10	24	8	5	

FLORIDA STATE 5 (2-0)										
Player	AB	R	H	RBI	BB	SO	PO	A	LOB	
Stephen Drew ss	4	0	0	0	0	2	0	6	0	0
Tony McQuade lf	3	2	1	1	1	0	1	0	0	0
Eddy Martinez-Estev 3b	3	1	0	1	1	0	0	1	0	0
Tony Richie c	4	0	1	0	0	0	10	1	1	0
Jerrold Brown 1b	4	0	1	1	0	1	10	0	1	0
Derrick Smith dh	3	0	0	0	1	0	0	0	0	0
Blake Balkcom rf	3	0	1	1	1	1	2	0	0	0
Matt Sauls cf	4	0	0	0	0	0	1	0	4	0
Bryan Zech 2b	3	2	2	0	0	0	2	3	0	0
Marc LaMacchia p	0	0	0	0	0	0	1	0	0	0
Hunter Jones p	0	0	0	0	0	0	0	1	0	0
Eddie Cannon p	0	0	0	0	0	0	0	0	0	0
Daniel Hodges p	0	0	0	0	0	0	0	1	0	0
Totals	31	5	6	4	4	4	27	13	6	

Score by Innings							R	H	E
VMI	000	001	000	-	1	2	1		
Florida State	000	003	20X	-	5	6	3		

E - Sweppenhiser; Martinez-Estev; Richie; Zech. LOB - Keydets 5; Seminoles 6. 2B - Richie; Zech. SH - Briggs. SB - McQuade 3; Zech 2.

VMI	IP	H	R	ER	BB	SO	AB	BF
Phil Hendrix	5.2	4	3	1	1	3	22	23
Jeremy Harper	1.1	2	2	2	3	1	6	9
Jeff DeMara	1.0	0	0	0	0	0	3	3

Florida State	IP	H	R	ER	BB	SO	AB	BF
Marc LaMacchia	6.0	0	1	0	2	8	19	22
Hunter Jones	1.0	0	0	0	0	1	3	3
Eddie Cannon	1.1	2	0	0	0	1	6	6
Daniel Hodges	0.2	0	0	0	0	0	2	2

Win - Marc LaMacchia (1-0). Loss - Phil Hendrix (0-1). Save - Daniel Hodges (1). Umpires - Home: Bruce Ravan 1st: Landon Davis 3rd: Al Davis Start: 1:30 Time: 2:24 Attendance: 1337

Game 3

VMI vs Florida State Feb 2, 2003 at St. Petersburg, FL (Florida Power Park)

VMI 3 (0-3)

Player	AB	R	H	RBI	BB	SO	PO	A	LOB
Matt Smith 2b	4	1	1	0	0	1	3	0	0
Jason Annis ph	1	0	0	0	0	1	0	0	0
Brandon Massenburg dh	3	1	1	1	1	1	0	0	0
Mike Maleski ph	1	0	0	0	0	1	0	0	0
Kelly Sweppenhiser 3b	5	1	1	0	0	1	1	2	0
Justin Briggs c	3	0	1	1	1	0	6	0	1
Allan Wimmer lf	4	0	1	0	0	2	3	0	3
B.T. Good ss	4	0	0	0	0	3	0	1	2
Elliott Erbe rf	2	0	1	1	0	0	2	0	0
J.R. Royston rf	2	0	0	0	0	1	2	0	0
Jon Hadra 1b	1	0	0	0	1	0	3	0	2
Jon Wade ph/1b	2	0	0	0	0	0	1	0	0
Chris Brooks cf	3	0	0	0	0	2	3	0	1
Jimmy Thoms p	0	0	0	0	0	0	0	0	0
Richard Litwin p	0	0	0	0	0	0	0	0	0
J.J. Hollenbeck p	0	0	0	0	0	0	0	1	0
Jeff DeMara p	0	0	0	0	0	0	0	0	0
Totals	35	3	6	3	3	13	24	4	9

FLORIDA STATE 10 (3-0)

Player	AB	R	H	RBI	BB	SO	PO	A	LOB
Stephen Drew ss	5	1	2	3	0	0	0	3	2
Tony McQuade cf	5	0	2	1	0	0	1	0	1
Eddy Martinez-Estev 3b	5	1	3	0	0	1	0	2	1
Tony Richie c	4	1	1	0	0	0	12	0	2
Aaron Cheesman ph/c	1	0	0	0	0	1	2	0	0
Jerrod Brown 1b	2	1	0	0	1	1	9	0	1
Daniel Wardell ph/1b	1	1	1	0	0	0	1	0	0
Derrick Smith lf	3	1	1	0	1	1	0	0	0
Kevin Richmond ph/2b	0	0	0	1	0	0	0	1	0
Blake Balkcom rf	5	1	2	2	0	0	0	0	0
Chris Hart dh	2	1	1	0	2	1	0	0	0
Bryan Zech 2b	4	2	1	1	0	1	0	3	2
Brandon Manasa lf	0	0	0	0	0	0	0	0	0
Trent Peterson p	0	0	0	0	0	0	0	0	0
Mark Sauls p	0	0	0	0	0	0	2	0	0
Matt DiBlasi p	0	0	0	0	0	0	0	0	0
Totals	37	10	14	8	4	6	27	9	9

Score by Innings

	R	H	E
VMI	3	6	2
Florida State	10	14	3

E - Sweppenhiser; Wimmer; Martinez-Estev (2); Richie (2); Balkcom (1). **LOB** - Keydets 9; Seminoles 9. **2B** - Drew (1); McQuade (1); Martinez-Estev (1); Balkcom (1). **3B** - Drew (1); Wardell (1). **HBP** - Brooks. **SH** - Brown (1). **SF** - Richmond (1). **SB** - Smith 2; Massenburg; Hadra.

VMI	IP	H	R	ER	BB	SO	AB	BF
Jimmy Thoms	3.0	3	1	1	1	1	13	14
Richard Litwin	3.0	4	2	2	2	2	13	15
J.J. Hollenbeck	1.0	6	6	6	1	2	8	10
Jeff DeMara	1.0	1	1	1	0	1	3	4

Florida State	IP	H	R	ER	BB	SO	AB	BF
Trent Peterson	4.0	5	3	1	3	8	18	22
Mark Sauls	4.0	1	0	0	0	3	14	14
Matt DiBlasi	1.0	0	0	0	0	2	3	3

Win - Mark Sauls (1-0). **Loss** - J.J. Hollenbeck (0-1). **Save** - None. **WP** - Thoms. **HB** - Peterson. **BK** - Litwin.

Umpires - Home: Landon Davis 1st: Al Davis 3rd: Bruce Ravan Start: 1:30 Time: 2:56 Attendance: 1452

Game Notes: Thoms faced 1 batter in the 4th.

Game 4

Florida State at Stanford Feb 7, 2003 at Stanford, CA (Sunken Diamond)

FLORIDA STATE 1 (3-1)

Player	AB	R	H	RBI	BB	SO	PO	A	LOB
Stephen Drew ss	5	1	1	0	0	1	4	4	0
Tony McQuade rf/lf	5	0	2	1	0	1	2	0	0
Eddy Martinez-Estev 3b	5	0	1	0	0	3	0	0	0
Tony Richie c	5	0	0	0	0	2	12	1	3
Jerrod Brown 1b	4	0	0	0	1	1	9	0	1
Derrick Smith lf/rf	4	0	2	0	0	2	2	0	0
Kevin Richmond ph	1	0	0	0	0	1	0	0	0
Daniel Wardell rf	0	0	0	0	0	0	0	0	0
Chris Hart dh	5	0	0	0	0	1	0	0	0
Matt Sauls cf	4	0	0	0	0	2	2	0	1
Bryan Zech 2b	4	0	0	0	1	0	4	6	3
Marc LaMacchia p	0	0	0	0	0	0	0	0	0
Eddie Cannon p	0	0	0	0	0	0	0	0	0
Daniel Davidson p	0	0	0	0	0	0	0	0	0
Kevin Lynch p	0	0	0	0	0	0	0	0	0
Trent Peterson p	0	0	0	0	0	0	0	1	0
Rhett James p	0	0	0	0	0	0	0	0	0
Totals	42	1	6	1	2	14	35	12	8

STANFORD 2 (3-3)

Player	AB	R	H	RBI	BB	SO	PO	A	LOB
Sam Fuld cf	5	0	1	1	1	2	4	0	0
Brian Hall 3b	6	0	3	0	0	2	2	1	0
Carlos Quentin rf	3	0	0	0	3	0	0	0	2
Danny Putnam lf	5	0	1	0	1	0	1	0	2
Ryan Garko c	5	0	0	0	0	0	13	2	4
John Mayberry, Jr. 1b	5	1	1	0	1	3	13	0	0
Jonny Ash 2b	4	0	1	0	2	0	1	5	0
Tobin Swope ss	6	0	2	1	0	1	2	4	2
Donny Lucy dh	2	0	0	0	0	2	0	0	3
Jed Lowrie ph	2	1	1	0	0	1	0	0	1
Chris Minaker ph	0	0	0	0	0	0	0	0	0
John Hudgins p	0	0	0	0	0	0	0	0	0
Mark Romanczuk p	0	0	0	0	0	0	0	1	0
Totals	43	2	10	2	8	11	36	13	16

Score by Innings

	R	H	E
Florida State	100	000	000
Stanford	000	000	100

Note: 2 outs, 2 runners LOB when the game ended.

E - Drew (1); Zech (2); Hall (2). **DP** - Seminoles 2; Cardinal 1. **LOB** - Seminoles 8; Cardinal 16. **2B** - Smith (3); Fuld (1); Hall (2); Lowrie (1). **3B** - Ash (2). **HBP** - Matt Sauls; Garko. **SH** - Minaker (1). **SB** - Drew 2 (2); Mayberry, Jr. (1). **CS** - Martinez-Estev (1); Hall (1).

Florida State	IP	H	R	ER	BB	SO	AB	BF
Marc LaMacchia	2.2	1	0	0	1	3	10	11
Eddie Cannon	3.2	4	1	1	3	5	15	19
Daniel Davidson	0.0	0	0	0	1	0	0	1
Kevin Lynch	1.2	1	0	0	0	1	5	5
Trent Peterson	2.1	2	0	0	2	1	7	10
Rhett James	1.1	2	1	1	1	1	6	7

Stanford	IP	H	R	ER	BB	SO	AB	BF
John Hudgins	9.0	6	1	1	0	10	32	32
Mark Romanczuk	3.0	0	0	0	2	4	10	13

Win - Mark Romanczuk (1-0). **Loss** - Rhett James (0-1). **Save** - None. **WP** - Davidson (1); Hudgins (4). **HB** - Cannon; Romanczuk. **BK** - Romanczuk (1).

Umpires - Home: Gus Rodriguez 1st: Billy Speck 3rd: Jeff Hennrichs Start: 6:02 Time: 3:45 Attendance: 1690

Game Notes: Davidson faced 1 batter in the 7th.



Game 5

Florida State at Stanford Feb 8, 2003 at Stanford, CA (Sunken Diamond)

FLORIDA STATE 4 (4-1)

Player	AB	R	H	RBI	BB	SO	PO	A	LOB
Bryan Zech ss	4	0	2	0	0	0	1	2	0
Tony McQuade lf/rf	4	0	0	0	0	1	3	0	1
Eddy Martinez-Estev 3b	4	0	0	0	0	1	0	2	1
Brandon Manasa 3b	0	0	0	0	0	0	0	1	0
Tony Richie c	3	1	0	0	1	0	6	0	0
Daniel Wardell rf	1	0	0	0	0	0	1	0	0
Derrick Smith ph/lf	1	0	0	0	1	0	1	0	0
Jerrold Brown 1b	4	0	1	1	0	1	8	0	1
Chris Hart dh	1	1	1	1	2	0	0	0	0
Trent Peterson p	0	0	0	0	0	0	0	0	0
Daniel Hodges p	1	0	0	0	0	0	0	1	0
Matt Sauls cf	2	1	0	0	1	1	3	0	0
Kevin Richmond 2b	4	1	0	0	0	2	4	3	2
Matt Lynch p	0	0	0	0	0	0	0	0	0
Daniel Davidson p	0	0	0	0	0	0	0	0	0
Kevin Lynch p/rf	0	0	0	0	0	0	0	0	0
Totals	29	4	4	2	5	6	27	9	5

STANFORD 3 (3-4)

Player	AB	R	H	RBI	BB	SO	PO	A	LOB
Brian Hall 3b	4	0	0	0	1	0	1	0	0
Sam Fuld cf	4	1	1	0	1	1	3	0	0
Carlos Quentin rf	3	0	0	0	1	2	2	0	0
Ryan Garko dh	3	0	2	0	1	0	0	0	2
John Mayberry, Jr. 1b	4	1	0	0	0	0	9	1	2
Danny Putnam lf	3	1	1	0	1	1	1	0	0
Tobin Swope ss	4	0	2	1	0	0	0	4	1
Chris Lewis 2b	4	0	1	1	0	0	3	2	2
Donny Lucy c	1	0	0	0	0	1	2	1	0
Hester ph/c	3	0	0	0	0	1	5	0	1
Tim Cunningham p	0	0	0	0	0	0	0	3	0
Billy Paganetti p	0	0	0	0	0	0	1	1	0
Drew Ehrlich p	0	0	0	0	0	0	0	0	0
Totals	33	3	7	2	5	6	27	12	8

Score by Innings

	R	H	E
Florida State	002	100	100
Stanford	000	100	020

E - Swope (3). DP - Seminoles 1; Cardinal 1. LOB - Seminoles 5; Cardinal 8. 2B - Putnam (4). HR - Hart (1). HBP - Matt Sauls. SH - Wardell (1). SB - Fuld (1). CS - Brown (1).

Florida State	IP	H	R	ER	BB	SO	AB	BF
Matt Lynch	7.0	5	1	1	3	5	25	28
Daniel Davidson	0.0	0	1	1	1	0	0	1
Kevin Lynch	0.2	1	1	1	0	1	3	3
Trent Peterson	0.0	0	0	0	1	0	0	1
Daniel Hodges	1.1	1	0	0	0	0	5	5

Stanford	IP	H	R	ER	BB	SO	AB	BF
Tim Cunningham	3.2	4	3	2	3	1	13	17
Billy Paganetti	3.1	0	1	1	1	3	10	12
Drew Ehrlich	2.0	0	0	0	1	2	6	7

Win - Matt Lynch (2-0). Loss - Tim Cunningham (1-2). Save - Daniel Hodges (2). WP - Cunningham (5); Paganetti (1). HB - Paganetti. BK - Peterson (1); Paganetti (1).

Umpires - Home: Billy Speck 1st: Jeff Henrichs 3rd: Gus Rodriguez
Start: 1:00 Time: 2:38 Attendance: 2119

Game Notes: Davidson faced 1 batter in the 8th. Peterson faced 1 batter in the 8th.

Game 6

Florida State at Stanford Feb 9, 2003 at Stanford, CA (Sunken Diamond)

FLORIDA STATE 10 (5-1)

Player	AB	R	H	RBI	BB	SO	PO	A	LOB
Bryan Zech ss	5	1	0	0	1	1	2	2	0
Tony McQuade rf/cf	5	1	1	3	1	0	5	0	2
Derrick Smith lf	6	0	0	0	0	3	3	0	1
Tony Richie dh/c	6	3	3	1	0	2	1	3	0
Jerrold Brown 1b	6	3	3	0	0	0	12	2	0
Eddy Martinez-Estev 3b	3	1	1	1	3	1	0	1	0
Aaron Cheesman c	3	0	2	3	0	1	3	0	0
Stephen Drew ph	1	0	0	0	0	0	0	0	0
Hunter Jones p	0	0	0	0	0	0	0	0	0
Rhett James p	0	0	0	0	0	0	0	0	0
Daniel Hodges p	2	0	0	0	0	2	0	1	0
Matt Sauls cf	3	0	1	1	0	2	4	0	0
Chris Hart ph	1	0	0	0	0	0	0	0	2
Daniel Wardell rf	2	0	1	1	0	1	3	0	0
Brandon Manasa 2b	2	0	0	0	0	0	0	2	0
Kevin Richmond ph/2b	3	1	0	0	1	1	2	3	2
Mark Sauls p	0	0	0	0	0	0	1	1	0
Trent Peterson p	0	0	0	0	0	0	0	0	0
Kevin Lynch p	0	0	0	0	0	0	0	0	0
Daniel Davidson p	0	0	0	0	0	0	0	0	0
Totals	48	10	12	10	6	14	36	15	8

STANFORD 8 (3-5)

Player	AB	R	H	RBI	BB	SO	PO	A	LOB
Sam Fuld cf	5	2	2	0	1	0	2	0	0
Brian Hall 3b	5	2	1	0	1	1	3	1	0
Carlos Quentin rf	5	1	2	2	0	0	2	0	1
Ryan Garko c	4	1	3	4	1	1	9	0	0
Donny Lucy pr/c	1	0	0	0	0	0	6	0	3
Danny Putnam lf	6	1	2	0	0	1	1	0	1
John Mayberry, Jr. 1b	6	0	1	0	0	0	9	0	0
Jonny Ash 2b	4	0	0	0	0	1	1	6	2
Chris Minaker ph	1	0	0	0	0	0	0	0	1
Chris Lewis 2b	1	0	0	0	0	0	1	0	0
Tobin Swope ss	6	1	4	1	0	0	2	2	0
Jed Lowrie dh	6	0	1	0	0	0	0	0	3
Ryan McCally p	0	0	0	0	0	0	0	1	0
Matt Manship p	0	0	0	0	0	0	0	0	0
Mark Jecmen p	0	0	0	0	0	0	0	0	0
Kodiak Quick p	0	0	0	0	0	0	0	0	0
David O'Hagan p	0	0	0	0	0	0	0	1	0
Drew Ehrlich p	0	0	0	0	0	0	0	0	0
Totals	50	8	16	7	3	4	36	11	12

Score by Innings

	R	H	E
Florida State	000	032	003
Stanford	100	124	000

E - Zech (3); Martinez-Estev (3); Ash 2 (3). DP - Cardinal 1. LOB - Seminoles 8; Cardinal 12. 2B - Brown (1); Lowrie (2). HR - McQuade (1); Richie (1); Garko (1). HBP - Fuld; Hall. SF - Martinez-Estev (2); Mayberry, Jr. (1).

Florida State	IP	H	R	ER	BB	SO	AB	BF
Mark Sauls	4.1	8	4	2	2	2	20	22
Trent Peterson	1.0	1	2	2	0	1	5	6
Kevin Lynch	0.1	1	2	2	0	0	1	3
Daniel Davidson	1.1	1	0	0	0	0	5	5
Hunter Jones	0.1	0	0	0	0	0	1	1
Rhett James	0.2	1	0	0	0	1	3	3
Daniel Hodges	4.0	4	0	0	1	0	15	16

Stanford	IP	H	R	ER	BB	SO	AB	BF
Ryan McCally	4.1	4	3	3	2	2	16	18
Matt Manship	1.0	3	2	2	0	1	6	6
Mark Jecmen	0.2	1	0	0	1	1	2	3
Kodiak Quick	2.0	1	3	2	2	2	9	11
David O'Hagan	3.2	3	2	2	1	8	14	15
Drew Ehrlich	0.1	0	0	0	0	0	1	1

Win - Daniel Hodges (1-0). Loss - David O'Hagan (0-1). Save - None. WP - Peterson (1); Quick (2). HB - Peterson; K. Lynch. BK - Davidson (1). PB - Cheesman (1); Garko (1).

Umpires - Home: Jeff Henrichs 1st: Gus Rodriguez 3rd: Billy Speck Start: 1:01
Time: 4:18 Attendance: 2396

Game 7

Evansville at Florida State Feb 14, 2003 at Tallahassee, FL (Dick Howser)

EVANSVILLE 2 (0-1)

Player	AB	R	H	RBI	BB	SO	PO	A	LOB
Kyle Smith 2b	4	0	0	0	0	1	2	1	0
Mike Serafini 3b	4	0	1	0	0	2	1	0	0
Luke Miller rf	4	1	1	1	0	0	2	2	1
Dan Robinson dh	3	0	1	0	0	2	0	0	0
Jeff Fontaine ph	1	0	0	0	0	0	0	0	0
Wes Davis 1b	3	0	0	0	0	2	7	1	0
Heath Hamilton ph	1	0	0	0	0	1	0	0	0
Anthony Albano lf	2	1	2	1	1	0	0	0	0
Mitch Prout ph	1	0	0	0	0	1	0	0	0
Eric Jones cf	3	0	1	0	0	0	4	0	0
Trevor Stocking ph	1	0	0	0	0	0	0	0	0
Mike Snyder c	3	0	0	0	0	1	6	0	4
Nick Utley ss	3	0	0	0	0	1	1	4	0
Shaun Williams p	0	0	0	0	0	0	1	0	0
Michael Greenhouse p	0	0	0	0	0	0	0	0	0
Derek Kirk p	0	0	0	0	0	0	0	0	0
Ken Smith p	0	0	0	0	0	0	0	0	0
Scott Souther p	0	0	0	0	0	0	0	0	0
Totals	33	2	6	2	1	11	24	8	5

FLORIDA STATE 13 (6-1)

Player	AB	R	H	RBI	BB	SO	PO	A	LOB
Stephen Drew ss	5	4	4	2	1	0	1	4	0
Tony McQuade rf/lf	6	1	2	3	0	1	1	1	0
Derrick Smith lf	3	0	0	0	0	2	0	0	0
Daniel Wardell lf/ph	1	1	1	1	0	0	1	0	0
Tony Richie c	4	0	2	2	2	1	11	0	0
Jerrod Brown 1b	4	1	2	2	0	0	10	0	0
Brandon Manasa pr/rf	1	0	0	0	0	0	0	0	0
Eddy Martinez-Estev 3b	5	0	2	0	1	1	0	1	7
Chris Hart 2b	4	2	2	0	1	0	2	4	4
Matt Sauls cf	3	1	0	1	1	1	1	0	0
Aaron Cheesman dh	3	2	2	1	0	0	0	0	3
Kevin Richmond ph/dh	1	1	1	1	1	0	0	0	0
Matt Lynch p	0	0	0	0	0	0	0	2	0
Kevin Lynch p	0	0	0	0	0	0	0	0	0
Daniel Davidson p	0	0	0	0	0	0	0	0	0
Eddie Cannon p	0	0	0	0	0	0	0	0	0
Daniel Hodges p	0	0	0	0	0	0	0	0	0
Totals	40	13	18	13	7	6	27	12	14

Score by Innings

	R	H	E
Evansville	000	101	000
Florida State	130	111	42X

E - Greenhouse (1); Martinez-Estev (3). **LOB** - Purple Aces 5; Seminoles 14. **2B** - Martinez-Estev(2). **3B** - Drew (2). **HR** - Miller (1); Albano (1); Cheesman (1). **HBP** - Wardell 2; Brown; Matt Sauls. **SB** - Drew (3).

Evansville	IP	H	R	ER	BB	SO	AB	BF
Shaun Williams	4.0	8	5	5	1	2	19	20
Michael Greenhouse	1.2	4	2	2	0	2	9	12
Derek Kirk	1.1	5	4	4	2	2	8	11
Ken Smith	0.0	0	2	2	3	0	0	3
Scott Souther	1.0	1	0	0	1	0	4	5

Florida State	IP	H	R	ER	BB	SO	AB	BF
Matt Lynch	6.0	6	2	2	1	6	24	25
Kevin Lynch	1.0	0	0	0	0	2	3	3
Daniel Davidson	0.1	0	0	0	0	1	1	1
Eddie Cannon	0.2	0	0	0	0	0	2	2
Daniel Hodges	1.0	0	0	0	0	2	3	3

Win - Matt Lynch (3-0). **Loss** - Shaun Williams (0-1). **Save** - None. **WP** - Greenhouse (1); Ken Smith (1). **HB** - Greenhouse 3; Kirk. **BK** - Kirk (1).

Umpires - Home: Bruce Ravan **1st:** Al Davis **3rd:** Landon Davis **Start:** 3:38 **Time:** 2:48 **Attendance:** 3027

Game Notes: Ken Smith faced 3 batters in the 8th.

Game 8

Evansville at Florida State Feb 15, 2003 at Tallahassee, FL (Dick Howser)

EVANSVILLE 3 (0-2)

Player	AB	R	H	RBI	BB	SO	PO	A	LOB
Kyle Smith 2b	4	0	1	0	0	1	2	2	0
Matt Jones ph	1	0	0	0	0	0	0	0	0
Mike Serafini 3b	4	1	1	0	0	0	1	3	0
Richard Shaw ph	1	0	0	0	0	0	0	0	2
Jeff Fontaine rf	3	0	0	0	0	3	2	0	0
Ben Snare ph/rf	1	0	0	0	0	0	0	0	0
Luke Miller 1b	3	0	1	1	0	0	8	0	0
Erik Lis dh	1	0	0	0	1	0	0	0	2
Ryan Frazier ph	2	0	0	0	0	1	0	0	0
Anthony Albano lf	3	0	1	0	0	2	1	0	2
Heath Hamilton ph	1	0	0	0	0	0	0	0	0
Eric Jones cf	2	1	1	1	1	1	3	0	0
Ryan Daywalt ph	1	1	0	0	0	0	0	0	0
Buck Burner c	3	0	0	0	0	2	4	0	2
Gabe Bauer ph	0	0	0	0	1	0	0	0	0
Nick Utley ss	3	0	1	0	0	0	3	1	0
Conn ph	1	0	1	1	0	0	0	0	0
Andrew Arreola p	0	0	0	0	0	0	0	0	0
Mitch Prout p	0	0	0	0	0	0	0	0	0
Totals	34	3	7	3	3	10	24	6	8

FLORIDA STATE 14 (7-1)

Player	AB	R	H	RBI	BB	SO	PO	A	LOB
Stephen Drew ss	5	1	1	0	0	0	0	5	2
Tony McQuade rf	3	2	0	0	2	0	2	0	0
Eddy Martinez-Estev 3b	4	1	1	1	1	1	1	2	0
Tony Richie c	4	1	2	5	1	0	9	0	1
Daniel Davidson p	0	0	0	0	0	0	1	0	0
Eddie Cannon p	0	0	0	0	0	0	0	0	0
Jerrod Brown 1b	2	1	0	0	2	0	8	0	0
Daniel Wardell 1b	1	1	1	1	0	0	1	0	0
Chris Hart 2b	3	1	2	0	0	0	0	1	0
Brandon Manasa ph/2b	1	1	0	0	1	1	1	0	0
Derrick Smith lf	3	1	1	1	1	0	0	0	2
Matt Sauls cf	4	2	2	1	1	1	3	0	1
Aaron Cheesman dh/c	4	2	2	3	1	1	1	0	1
Mark Sauls p	0	0	0	0	0	0	0	1	0
Hunter Jones p	0	0	0	0	0	0	0	0	0
Rhett James p	0	0	0	0	0	0	0	0	0
Totals	34	14	12	12	10	4	27	9	7

Score by Innings

	R	H	E
Evansville	100	100	001
Florida State	500	310	41X

E - Eric Jones (1); Burner (1); Arreola 2 (2); Manasa (1). **DP** - Purple Aces 1. **LOB** - Purple Aces 8; Seminoles 7. **2B** - Smith (4). **3B** - Serafini (1). **HR** - Eric Jones (1); Richie (2); Wardell (1). **HBP** - Miller. **SF** - Smith (1). **SB** - Kyle Smith (1); Drew (4); McQuade (5); Matt Sauls (1).

Evansville	IP	H	R	ER	BB	SO	AB	BF
Andrew Arreola	6.0	7	9	8	8	2	23	32
Mitch Prout	2.0	5	5	5	2	2	11	13

Florida State	IP	H	R	ER	BB	SO	AB	BF
Mark Sauls	5.0	5	2	2	1	8	19	21
Hunter Jones	1.0	1	0	0	1	0	4	5
Rhett James	1.0	0	0	0	0	1	3	3
Daniel Davidson	1.0	0	0	0	0	1	3	3
Eddie Cannon	1.0	1	1	0	1	0	5	6

Win - Mark Sauls (2-0). **Loss** - Andrew Arreola (0-1). **Save** - None. **HB** - Mark Sauls. **BK** - Arreola (1). **PB** - Burner (1).

Umpires - Home: Al Davis **1st:** Landon Davis **3rd:** Bruce Ravan **Start:** 2:08 **Time:** 2:45 **Attendance:** 3751

Game 9

Evansville at Florida State Feb 16, 2003 at Tallahassee, FL (Dick Howser)

EVANSVILLE 1 (0-3)

Player	AB	R	H	RBI	BB	SO	PO	A	LOB
Kyle Smith 2b	4	0	0	0	0	1	4	1	0
Ben Snare rf	4	0	1	0	0	1	3	0	1
Luke Miller 1b	4	0	1	0	0	0	6	1	0
Dan Robinson dh	2	0	0	0	0	0	0	0	0
Mike Serafini ph/3b	2	0	0	0	0	1	0	0	0
Trevor Stocking 3b/p	4	0	0	0	0	2	0	1	0
Anthony Albano lf	2	0	1	0	1	1	1	0	0
Eric Jones cf	2	1	1	0	1	0	3	0	1
Michael Snyder c	3	0	1	1	0	1	4	0	0
Gabe Bauer c	0	0	0	0	0	0	1	0	0
Nick Utley ss	3	0	0	0	0	1	1	5	2
Adam Rogers p	0	0	0	0	0	0	0	0	0
Wes Davis p	0	0	0	0	0	0	1	0	0
Totals	30	1	5	1	2	8	24	8	4

FLORIDA STATE 11 (8-1)

Player	AB	R	H	RBI	BB	SO	PO	A	LOB
Stephen Drew ss	5	1	1	0	0	0	1	4	2
Tony McQuade rf	5	1	1	0	0	1	0	0	1
Eddy Martinez-Esteve 3b	4	1	2	1	0	2	1	2	0
Brandon Manasa ph/3b	1	0	0	0	0	0	0	0	0
Tony Richie c	3	3	1	2	1	0	6	0	0
Matt DiBlasi p	0	0	0	0	0	0	0	0	0
Chris Whidden ph	1	0	0	0	0	0	0	0	0
Daniel Hodges p	0	0	0	0	0	0	0	1	0
Jerrold Brown 1b	3	2	2	2	0	0	9	1	0
Daniel Wardell ph/1b	1	1	1	2	1	0	5	0	0
Chris Hart 2b	2	0	1	0	1	0	1	5	0
Kevin Richmond ph/2b	1	1	0	0	1	0	0	2	2
Derrick Smith lf	3	1	1	2	1	0	1	0	1
Aaron Cheesman dh/c	4	0	1	0	0	0	1	1	0
Matt Sauls cf	3	0	0	0	1	2	0	0	1
Trent Peterson p	0	0	0	0	0	0	1	1	0
Kevin Lynch p	0	0	0	0	0	0	1	0	0
Rhett James p	0	0	0	0	0	0	0	0	0
Totals	36	11	11	9	6	5	27	17	7

Score by Innings

	R	H	E
Evansville	000	000	010
Florida State	300	040	40X

E - Kyle Smith (1); Stocking (1); Utley (1). **DP** - Purple Aces 2; Seminoles 1. **LOB** - Purple Aces 4; Seminoles 7. **2B** - Snyder (1); Brown (2). **3B** - Drew (3). **HR** - Richie (3); Brown (1); Wardell (2); Smith (1). **SB** - Matt Sauls (2).

Evansville	IP	H	R	ER	BB	SO	AB	BF
Adam Rogers	5.0	9	7	7	4	2	23	27
Wes Davis	2.0	2	4	3	1	2	9	10
Trevor Stocking	1.0	0	0	0	1	1	4	5

Florida State	IP	H	R	ER	BB	SO	AB	BF
Trent Peterson	5.0	3	0	0	2	3	16	18
Kevin Lynch	1.0	0	0	0	0	1	3	3
Rhett James	1.0	0	0	0	0	2	3	3
Matt DiBlasi	1.0	2	1	1	0	1	5	5
Daniel Hodges	1.0	0	0	0	0	1	3	3

Win - Trent Peterson (1-0). **Loss** - Adam Rogers (0-1). **Save** - None. **WP** - Rogers (1). **PB** - Cheesman (2).

Umpires - Home: Landon Davis **1st:** Bruce Ravan **3rd:** Al Davis **Start:** 2:10
Time: 2:20 **Attendance:** 618

Game 10

Appalachian State at Florida State Feb 21, 2003 at Tallahassee, FL (Dick Howser)

APPALACHIAN STATE 6 (0-3)

Player	AB	R	H	RBI	BB	SO	PO	A	LOB
Ty Racette cf	4	1	2	1	0	2	6	0	0
Graham Thompson rf	3	0	1	1	0	0	1	0	2
Brian Chapman lf	4	0	2	2	0	0	3	0	0
Derek Smith c	4	1	2	0	0	2	4	0	0
Tim Johnson 1b	4	1	2	1	0	0	3	0	3
Joey Robinson dh	4	0	0	0	0	0	0	0	0
Justin Thomas 3b	4	1	0	1	0	1	0	0	1
Ben Marsh ss	3	1	3	0	0	0	1	2	0
Clint Johns 2b	3	1	1	0	0	0	0	2	1
Taylor Craig p	0	0	0	0	0	0	0	0	0
Jonathan Reeder p	0	0	0	0	0	0	0	0	0
Monty Fast p	0	0	0	0	0	0	0	0	0
Totals	33	6	13	6	0	5	18	4	7

FLORIDA STATE 16 (9-1)

Player	AB	R	H	RBI	BB	SO	PO	A	LOB
Stephen Drew ss	4	2	1	3	1	0	2	2	0
Tony McQuade lf/rf	4	3	3	1	1	0	0	0	0
Eddy Martinez-Esteve 3b	4	3	3	3	1	0	1	2	0
Brandon Manasa 3b	0	0	0	0	0	0	0	0	0
Tony Richie c	4	1	2	3	1	0	5	3	1
Jerrold Brown 1b	4	1	1	0	0	0	8	1	3
Chris Hart 2b	3	0	2	2	1	0	0	1	0
Kevin Richmond pr	0	1	0	0	0	0	0	0	0
Bryan Zech ph/2b	1	0	0	0	0	0	1	0	0
Aaron Cheesman dh	3	1	0	0	1	0	0	0	2
Daniel Wardell rf	2	1	0	0	1	1	2	0	0
Derrick Smith ph/lf	2	1	2	1	0	0	0	0	0
Matt Sauls cf	4	2	2	2	0	2	2	0	3
Matt Lynch p	0	0	0	0	0	0	0	1	0
Kevin Lynch p	0	0	0	0	0	0	0	0	0
Eddie Cannon p	0	0	0	0	0	0	0	0	0
Totals	35	16	16	15	7	3	21	10	10

Score by Innings

	R	H	E
Appalachian St.	002	012	1
Florida State	000	50(11)	0

Note: None out, 1 runner LOB when the game ended.

E - Chapman (1); Marsh (3); Reeder (1); Hart (1). **LOB** - Mountaineers 7; Seminoles 10. **2B** - Racette (1); Smith (1); Johnson 2 (2); McQuade (2); Martinez-Esteve (3); Richie (4); Hart (1). **HR** - Drew (1); Martinez-Esteve (1); Matt Sauls (1). **HBP** - Brown; Cheesman. **SH** - Thompson (1). **SB** - McQuade (6). **CS** - Chapman (1).

Appalachian State	IP	H	R	ER	BB	SO	AB	BF
Taylor Craig	5.1	8	8	8	6	3	25	31
Jonathan Reeder	0.0	3	5	5	0	0	3	5
Monty Fast	0.2	5	3	3	1	0	7	8

Florida State	IP	H	R	ER	BB	SO	AB	BF
Matt Lynch	5.1	9	5	4	0	4	24	25
Kevin Lynch	0.2	2	0	0	0	0	4	4
Eddie Cannon	1.0	2	1	1	0	1	5	5

Win - Kevin Lynch (1-0). **Loss** - Taylor Craig (0-1). **Save** - None. **HB** - Reeder 2. **Umpires - Home:** Bruce Ravan **1st:** Landon Davis **3rd:** Joe Correia **Start:** 3:32
Time: 3:01 **Attendance:** 1980

Game notes: FSU establishes new record as 13 consecutive batters reached base in the sixth inning. FSU has now won six straight games. Game called in the seventh inning due to weather. Reeder faced 5 batters in the 6th. Fast faced 1 batter in the 7th.

Game 11

Appalachian State at Florida State Feb 22, 2003 at Tallahassee, FL (Dick Howser)

APPALACHIAN STATE 1 (0-4)

Player	AB	R	H	RBI	BB	SO	PO	A	LOB
Ty Racette cf	4	1	0	0	0	2	5	0	1
Graham Thompson dh	4	0	1	0	0	1	0	0	0
Brian Chapman lf	4	0	1	0	0	1	2	0	1
Derek Smith c	2	0	0	0	0	1	1	1	0
Brett Pomykala c	1	0	0	0	0	0	0	0	0
Tim Johnson 1b	3	0	0	0	0	1	8	0	1
Joey Robinson 3b	3	0	0	0	0	1	1	1	0
Ben Marsh ss	3	0	0	0	0	2	3	2	0
Clint Johns 2b	3	0	0	0	0	1	2	4	0
Sterling Hayward rf	2	0	0	0	1	1	2	0	0
Nick Peterson p	0	0	0	0	0	0	0	0	0
Andrew Kline p	0	0	0	0	0	0	0	0	0
Thomas Krasnor p	0	0	0	0	0	0	0	0	0
Totals	29	1	2	0	1	11	24	8	3

FLORIDA STATE 9 (10-1)

Player	AB	R	H	RBI	BB	SO	PO	A	LOB
Stephen Drew ss	2	1	1	0	0	0	0	1	0
Bryan Zech ss	2	1	0	1	1	0	1	2	0
Tony McQuade rf	4	3	2	1	1	0	4	0	3
Eddy Martinez-Esteve 3b	1	0	0	2	1	0	0	2	0
Brandon Manasa 3b	1	0	0	0	0	0	0	0	0
Tony Richie c	3	1	2	1	1	0	4	0	0
Daniel Davidson p	0	0	0	0	0	0	0	0	0
Chris Whidden ph	1	0	0	0	0	0	0	0	0
Rhett James p	0	0	0	0	0	0	0	0	0
Daniel Hodges p	0	0	0	0	0	0	0	0	0
Jerrold Brown 1b	3	1	1	0	1	0	8	0	3
Daniel Wardell 1b	0	0	0	0	1	0	2	0	0
Chris Hart 2b	3	1	2	1	1	0	1	2	0
Kevin Richmond 2b	1	0	0	0	0	0	0	0	0
Derrick Smith lf	4	1	1	1	1	0	1	0	0
Aaron Cheesman dh/c	2	0	0	0	2	1	6	1	0
Matt Sauls cf	3	0	0	1	0	0	0	0	4
Mark Sauls p	0	0	0	0	0	0	0	0	0
Hunter Jones p	0	0	0	0	0	0	0	0	0
Totals	30	9	9	8	10	1	27	8	10

Score by Innings

	R	H	E
Appalachian St	100	000	000
Florida State	101	051	10X

E - Robinson (1); Peterson (1); Brown (1); Hart (2). **DP** - Mountaineers 1. **LOB** - Mountaineers 3; Seminoles 10. **2B** - Thompson (1); Richie (5); Hart (2); Smith (5). **HR** - McQuade (2). **HBP** - Matt Sauls. **SF** - Smith (1); Martinez-Esteve 2(2). **SB** - Drew (5); McQuade 3 (9); Hart(1). **CS** - Smith (1).

Appalachian State	IP	H	R	ER	BB	SO	AB	BF
Nick Peterson	4.2	5	7	3	6	1	17	25
Andrew Kline	2.1	4	2	2	3	0	11	15
Thomas Krasnor	1.0	0	0	0	1	0	2	3

Florida State	IP	H	R	ER	BB	SO	AB	BF
Mark Sauls	5.0	1	1	0	0	4	16	17
Hunter Jones	1.0	1	0	0	0	0	4	4
Daniel Davidson	1.0	0	0	0	0	2	3	3
Rhett James	1.0	0	0	0	1	3	3	4
Daniel Hodges	1.0	0	0	0	0	2	3	3

Win - Mark Sauls (3-0). **Loss** - Nick Peterson (0-2). **Save** - None. **WP** - Peterson 2 (4). **HB** - Kline. **BK** - Peterson (1).

Umpires - Home: Landon Davis **1st:** Joe Correia **3rd:** Bruce Ravan **Start:** 2:18 **Time:** 2:38 **Attendance:** 1378

Game notes: Florida State has won seven consecutive games. Mark Sauls retired the final 14 batters he faced. First pitch delayed 15 minutes (rain).

Game 12

Appalachian State at Florida State Feb 23, 2003 at Tallahassee, FL (Dick Howser)

APPALACHIAN STATE 0 (0-5)

Player	AB	R	H	RBI	BB	SO	PO	A	LOB
Ty Racette cf	3	0	0	0	0	2	2	0	0
Joey Robinson ph	1	0	0	0	0	0	0	0	0
Graham Thompson rf	2	0	0	0	1	0	1	0	0
Brian Chapman dh/p	3	0	0	0	0	2	1	0	1
Derek Smith c	3	0	0	0	0	0	6	1	1
Brett Pomykala c	0	0	0	0	0	0	0	0	0
Tim Johnson 1b	3	0	1	0	0	2	2	1	0
Ben Marsh ss	2	0	0	0	0	0	0	1	0
Brad Peisel ph/ss	1	0	1	0	0	0	0	0	0
Justin Thomas 3b	3	0	1	0	0	1	1	1	2
Clint Johns 2b	2	0	0	0	0	1	4	0	3
Travis Hunnicutt ph	1	0	0	0	0	0	0	0	0
Sterling Hayward lf	2	0	0	0	0	2	1	1	0
Eric Pittman ph	1	0	0	0	0	0	0	0	0
Scott Clark p	0	0	0	0	0	0	0	0	0
Thomas Krasnor p	0	0	0	0	0	0	0	0	0
Dusty Blake p	0	0	0	0	0	0	0	0	0
Jonathan Reeder p	0	0	0	0	0	0	0	0	0
Totals	27	0	3	0	1	10	18	5	7

FLORIDA STATE 17 (11-1)

Player	AB	R	H	RBI	BB	SO	PO	A	LOB
Stephen Drew ss	4	2	1	0	1	0	0	1	5
Tony McQuade lf	2	2	1	1	3	0	2	0	2
Eddy Martinez-Esteve 3b	5	1	2	5	0	0	1	0	0
Kevin Richmond pr/3b	0	1	0	0	0	0	0	0	0
Tony Richie c	3	1	2	0	1	1	10	0	0
Aaron Cheesman ph/c	0	1	0	0	1	0	0	0	0
Jerrold Brown 1b	4	3	4	2	1	0	3	2	0
Chris Hart 2b	3	1	0	0	1	1	1	0	4
Brandon Manasa ph/2b	0	0	0	0	1	0	0	0	0
Derrick Smith dh	2	1	1	0	1	0	0	0	0
Bryan Zech ph/dh	1	1	0	1	1	0	0	0	0
Daniel Wardell rf	3	2	2	4	1	0	0	0	0
Matt Sauls cf	4	1	1	2	0	2	2	0	0
Trent Peterson p	0	0	0	0	0	0	1	0	0
Eddie Cannon p	0	0	0	0	0	0	0	1	0
Kevin Lynch p	0	0	0	0	0	0	1	1	0
Totals	31	17	14	15	12	4	21	5	11

Score by Innings

	R	H	E
Appalachian St	000	000	0
Florida State	600	00(11)	X

E - Smith; Peisel; Thomas; Drew (2); Martinez-Esteve 2 (7). **LOB** - Mountaineers 7; Seminoles 11. **2B** - Brown (3); Wardell; Matt Sauls (2). **HR** - Martinez-Esteve (2). **HBP** - Drew; Wardell; Matt Sauls. **SB** - Drew (6); McQuade (10); Wardell (1). **CS** - McQuade (1).

Appalachian State	IP	H	R	ER	BB	SO	AB	BF
Scott Clark	0.2	5	6	6	2	1	7	9
Brian Chapman	4.2	6	4	3	6	3	19	25
Thomas Krasnor	0.0	2	5	5	1	0	2	5
Dusty Blake	0.0	1	2	2	3	0	1	4
Jonathan Reeder	0.2	0	0	0	0	0	2	3

Florida State	IP	H	R	ER	BB	SO	AB	BF
Trent Peterson	5.0	1	0	0	1	10	19	20
Eddie Cannon	1.0	2	0	0	0	0	5	5
Kevin Lynch	1.0	0	0	0	0	0	3	3

Win - Peterson (2-0). **Loss** - Clark (0-2). **Save** - None. **WP** - Chapman (1). **HB** - Krasnor 2; Reeder.

Umpires - Home: Joe Correia **1st:** Bruce Ravan **3rd:** Wayne Funderburke **Start:** 1:02 **Time:** 2:38 **Attendance:** 2540

Game Notes: Trent Peterson ties a career-high with 10 K's. Florida State has now won eight consecutive games. Krasnor faced 5 batters in the 6th. Blake faced 4 batters in the 6th.



Game 13

Charleston Southern at Florida State Feb 28, 2003 at Tallahassee, FL (Dick Howser)

Charleston Southern 0 (3-7)									
Player	AB	R	H	RBI	BB	SO	PO	A	LOB
Jordan Haar cf	3	0	0	0	0	1	3	0	0
Andrew Grosse ph	1	0	1	0	0	0	0	0	0
Brad Woods ss	3	0	1	0	0	0	3	1	0
Josh Davis ph	1	0	0	0	0	1	0	0	0
Jeff Kolhagen dh	2	0	0	0	0	0	0	0	0
Alan Bontya ph	1	0	0	0	0	1	0	0	0
Brandon Massey rf	3	0	0	0	1	2	4	0	1
Michael Blankenship 3b	3	0	0	0	0	1	1	2	1
Adrian Vanderburg 1b	3	0	1	0	0	2	7	3	0
Jay Reynolds lf	2	0	0	0	1	1	1	0	0
Scott Thacker c	3	0	1	0	0	1	1	0	0
William Dalton 2b	2	0	0	0	1	0	1	2	1
Ian Holmen p	0	0	0	0	0	0	3	1	0
Jimmy Trenor p	0	0	0	0	0	0	0	0	0
Totals	27	0	4	0	3	10	24	9	4

FLORIDA STATE 9 (12-1)

Player	AB	R	H	RBI	BB	SO	PO	A	LOB
Stephen Drew ss	4	1	1	4	0	0	3	3	1
Tony McQuade rf	3	1	0	1	1	1	1	0	1
Eddy Martinez-Esteve 3b	4	1	1	1	0	1	2	2	0
Brandon Manasa 3b	0	0	0	0	0	0	0	0	0
Tony Richie c	2	0	0	1	2	0	11	2	0
Jerrold Brown 1b	3	0	0	1	1	0	8	0	1
Kevin Richmond pr	0	0	0	0	0	0	0	0	0
Bryan Zech 2b	1	0	0	0	0	0	1	0	0
Chris Hart 2b/1b	1	1	0	0	3	0	2	3	1
Derrick Smith lf	3	0	0	0	0	0	0	0	3
Daniel Wardell lf	1	1	1	0	0	0	1	0	0
Aaron Cheesman dh	4	2	3	1	0	0	0	0	0
Matt Sauls cf	2	2	2	0	1	0	0	0	0
Matt Lynch p	0	0	0	0	0	0	1	1	0
Eddie Cannon p	0	0	0	0	0	0	0	0	0
Rhett James p	0	0	0	0	0	0	0	0	0
Daniel Hodges p	0	0	0	0	0	0	0	0	0
Totals	28	9	8	9	8	2	27	11	7

Score by Innings

	R	H	E
Charleston So.	000	000	000
Florida State	003	110	04X

DP - Buccaneers 1; Seminoles 2. LOB - Buccaneers 4; Seminoles 7. 2B - Vanderburg (2); Thacker (1); Matt Sauls (3). 3B - Drew (4). HBP - Kolhagen. SH - Matt Sauls (1). SF - Drew (1); McQuade (1); Richie (1). SB - Martinez-Esteve (1); Richie (1); Matt Sauls (3). CS - Dalton (1).

Charleston Southern ... IP	H	R	ER	BB	SO	AB	BF
Ian Holmen	7.0	8	9	9	8	26	37
Jimmy Trenor	1.0	0	0	0	0	2	3

Florida State ... IP	H	R	ER	BB	SO	AB	BF
Matt Lynch	6.0	3	0	0	1	5	19
Eddie Cannon	1.0	0	0	0	1	1	2
Rhett James	1.0	0	0	0	1	2	3
Daniel Hodges	1.0	1	0	0	0	2	4

Win - Matt Lynch (4-0). Loss - Ian Holmen (0-2). Save - None. WP - Holmen 2 (6). HBP - by M. Lynch (Kolhagen).

Umpires - HP: Al Davis 1B: Bruce Ravan 3B: Landon Davis Start: 3:33 Time: 2:36 Attendance: 1826

Game notes: Matt Lynch now tied for ninth in ACC history with 33 career victories. FSU pitching staff has gone 24 innings without allowing a run. Seminoles have won nine straight games. Holmen faced 4 batters in the 8th.

Game 14

Charleston Southern at Florida State (DH - Game 1) Mar 2, 2003 at Tallahassee, FL (Dick Howser)

CHARLESTON SOUTHERN 1 (3-8)									
Player	AB	R	H	RBI	BB	SO	PO	A	LOB
Jordan Haar cf	4	0	2	0	0	1	3	0	0
Brad Woods ss	4	0	1	0	0	1	3	3	0
Jeff Kolhagen dh	4	1	1	1	0	0	0	0	1
Michael Blankenship 3b	2	0	0	0	1	1	0	0	0
Adrian Vanderburg 1b	3	0	0	0	0	1	7	0	0
Scott Thacker c	3	0	0	0	0	0	9	0	0
Brandon Massey rf	3	0	0	0	0	1	1	0	0
Jay Reynolds lf	3	0	1	0	0	0	0	0	0
William Dalton 2b	3	0	0	0	0	1	1	0	0
Robert Swindle p	0	0	0	0	0	0	0	2	0
Nino Fasulo p	0	0	0	0	0	0	0	0	0
Totals	29	1	5	1	1	6	24	5	2

FLORIDA STATE 2 (13-1)

Player	AB	R	H	RBI	BB	SO	PO	A	LOB
Stephen Drew ss	3	0	1	2	1	0	3	2	0
Tony McQuade rf	3	0	0	0	1	1	2	0	0
Eddy Martinez-Esteve 3b	4	0	0	0	0	2	0	1	2
Tony Richie c	3	0	0	0	0	1	7	0	0
Jerrold Brown 1b	3	0	1	0	0	0	11	2	1
Chris Hart 2b	3	0	1	0	0	2	0	3	0
Bryan Zech pr/2b	0	1	0	0	0	0	0	0	0
Daniel Wardell lf	2	0	0	0	0	2	2	0	1
Kevin Richmond ph	1	1	1	0	0	0	0	0	0
Derrick Smith lf	0	0	0	0	0	0	0	0	0
Aaron Cheesman dh	2	0	0	0	0	1	0	0	0
Matt Sauls cf	3	0	1	0	0	0	2	0	0
Trent Peterson p	0	0	0	0	0	0	0	6	0
Daniel Hodges p	0	0	0	0	0	0	0	1	0
Totals	27	2	5	2	2	9	27	15	4

Score by Innings

	R	H	E
Charleston So.	000	100	000
Florida State	000	000	02X

E - Woods(3). DP - Buccaneers 1. LOB - Buccaneers 2; Seminoles 4. HR - Kolhagen(1). SH - Cheesman(1). SB - Drew 2(8); McQuade(11). CS - Haar(2); Reynolds(1).

Charleston Southern ... IP	H	R	ER	BB	SO	AB	BF
Robert Swindle	7.2	5	2	2	2	9	26
Nino Fasulo	0.1	0	0	0	0	1	1

Florida State ... IP	H	R	ER	BB	SO	AB	BF
Trent Peterson	8.0	4	1	1	1	5	25
Daniel Hodges	1.0	1	0	0	0	1	4

Win - Trent Peterson (3-0). Loss - Swindle (1-2). Save - Daniel Hodges (3).

Umpires - HP: Bruce Ravan 1B: Wayne Funderburke 3B: Al Davis Start: 1:04 Time: 2:09 Attendance: 2232

Game notes: FSU extends winning streak to 10 games. Seminole pitching staff has scoreless inning streak snapped at 27.

Game 15

Charleston Southern at Florida State (DH - Game 2) Mar 2, 2003 at Tallahassee, FL (Dick Howser)

CHARLESTON SOUTHERN 7 (3-9)

Player	AB	R	H	RBI	BB	SO	PO	A	LOB
Jordan Haar cf/p	3	1	1	1	1	2	2	0	2
Brad Woods ss	4	1	1	0	1	1	0	6	0
Brandon Massey rf	4	1	0	0	0	2	4	0	2
Jeff Kolhagen dh	4	0	1	2	0	2	0	0	2
Josh Davis cf	1	0	0	0	0	1	1	0	0
Michael Blankenship c/3b	4	1	1	0	1	0	2	1	0
Alan Bontya 1b	1	0	0	0	0	1	7	0	0
Adrian Vanderburg 1b	2	2	1	0	1	0	4	1	0
Jay Reynolds lf	4	1	1	0	0	1	1	0	0
Andrew Grosse 3b	3	0	1	0	0	1	1	3	2
Scott Thacker ph/c	0	0	0	1	1	0	0	0	0
William Dalton 2b	4	0	1	0	0	3	1	0	0
Brad Bissell p	0	0	0	0	0	0	1	0	0
Nino Fasulo p	0	0	0	0	0	0	0	0	0
Jimmy Trenor p	0	0	0	0	0	0	0	0	0
Totals	34	7	8	4	5	14	24	11	8

FLORIDA STATE 10 (14-1)

Player	AB	R	H	RBI	BB	SO	PO	A	LOB
Stephen Drew ss	4	1	1	0	1	0	0	0	0
Tony McQuade rf	4	2	1	1	1	0	1	0	0
Eddy Martinez-Esteve 3b	5	2	3	1	0	1	2	1	0
Tony Richie dh/c	4	1	1	2	1	0	1	0	1
Jerrold Brown 1b	3	1	1	2	0	0	6	0	0
Chris Hart 2b	2	1	1	0	0	1	1	0	0
Bryan Zech 2b	1	0	0	0	0	0	0	1	2
Daniel Wardell lf	2	0	0	0	0	1	1	0	2
Derrick Smith ph/lf	2	0	1	1	0	0	0	0	2
Aaron Cheesman c	3	0	0	1	1	0	14	1	0
Kevin Richmond pr	0	1	0	0	0	0	0	0	0
Matt Sauls cf	4	1	1	0	0	0	1	0	1
Mark Sauls p	0	0	0	0	0	0	0	0	0
Eddie Cannon p	0	0	0	0	0	0	0	2	0
Rhett James p	0	0	0	0	0	0	0	0	0
Kevin Lynch p	0	0	0	0	0	0	0	0	0
Daniel Hodges p	0	0	0	0	0	0	0	1	0
Totals	34	10	10	8	4	3	27	6	8

Score by Innings	R	H	E
Charleston So.	300	001 030	- 7 8 3
Florida State	000	104 23X	- 10 10 3

E - Blankenship (2); Bontya (1); Dalton (2); Martinez-Esteve (7); Cheesman (1); Mark Sauls (1). **LOB** - Buccaneers 8; Seminoles 8. **2B** - Martinez-Esteve 2 (5); Brown (4). **HBP** - Brown; Hart. **SH** - Massey (1). **SF** - Haar (1); Brown (2). **SB** - Drew 2 (10); McQuade (12). **CS** - Blankenship (1). **Reached on CI** - Bontya; Hart.

Charleston Southern ... IP	H	R	ER	BB	SO	AB	BF
Brad Bissell	5.1	6	5	3	0	3	25
Nino Fasulo	0.2	0	2	2	2	0	4
Jimmy Trenor	1.0	1	1	1	1	0	6
Jordan Haar	1.0	3	2	2	1	0	7

Florida State ... IP	H	R	ER	BB	SO	AB	BF
Mark Sauls	1.0	4	3	2	1	2	10
Eddie Cannon	6.0	3	1	0	0	9	21
Rhett James	0.0	1	3	2	3	0	4
Kevin Lynch	0.2	0	0	0	1	1	3
Daniel Hodges	1.1	0	0	0	0	2	4

Win - Daniel Hodges (2-0). **Loss** - Jordan Haar (0-1). **Save** - None. **WP** - Fasulo(2); Mark Sauls(1); James(1). **HBP** - by Bissell (Brown); by Trenor (Hart). **BK** - Bissell(1). **CI** - Blankenship; Cheesman.
Umpires - **HP**: Wayne Funderburke **1B**: Al Davis **3B**: Bruce Ravan **Start**: 3:46 **Time**: 3:20 **Attendance**: 2232

Game notes: Florida State has now won 11 straight games. Mark Sauls faced 2 batters in the 2nd. Fasulo faced 2 batters in the 7th. James faced 4 batters in the 8th. Trenor faced 1 batter in the 8th.

Game 16

Siena at Florida State Mar 4, 2003 at Tallahassee, FL (Dick Howser)

SIENA 8 (0-9)

Player	AB	R	H	RBI	BB	SO	PO	A	LOB
Kevin Roberts 2b	4	1	2	0	0	1	2	1	0
Eric Hildenbrand ph	1	1	1	0	0	0	0	0	0
Bill Lazio 1b	3	0	0	0	1	0	6	0	0
Jon Pasieka c	0	1	0	0	1	0	0	0	0
Matt Mueller c	2	1	0	0	1	0	3	1	3
Steve Ballas 1b	1	1	0	0	0	0	2	0	0
Shawn Hampton lf	4	1	1	1	0	1	4	0	1
John Wilkes ph	1	0	0	1	0	0	0	0	0
Tony Cipolla 3b	5	1	3	3	0	0	1	4	0
Scott King rf	4	0	0	0	0	2	2	0	1
Chris Mahoney ph	1	0	0	0	0	1	0	0	0
Blake Hanan ss	5	1	1	3	0	0	3	1	1
Luis Khoury dh	3	0	2	0	0	1	0	0	0
Brian Schmotzer ph	1	0	0	0	0	1	0	0	0
Matt Gidaly cf	3	0	0	0	0	1	1	0	2
DelVecchio ph/cf	1	0	0	0	0	1	0	0	0
Josh Copskey p	0	0	0	0	0	0	0	1	0
Gary Tarantino p	0	0	0	0	0	0	0	0	0
Joshua Burnett p	0	0	0	0	0	0	0	0	0
Josh Courage p	0	0	0	0	0	0	0	1	0
Totals	39	8	10	8	3	9	24	9	8

FLORIDA STATE 13 (15-1)

Player	AB	R	H	RBI	BB	SO	PO	A	LOB
Stephen Drew ss	1	2	0	0	5	0	0	3	0
Tony McQuade rf/cf	5	1	3	3	0	0	2	1	0
Eddy Martinez-Esteve 3b	4	1	1	2	0	2	0	3	3
Brandon Manasa 3b	2	0	0	0	0	0	1	2	2
Tony Richie c	2	2	2	1	2	0	3	0	0
Aaron Cheesman c	0	0	0	0	1	0	6	0	0
Jerrold Brown 1b	3	2	2	1	1	0	9	1	2
Chris Hart 2b	2	1	1	0	2	0	2	1	0
Kevin Richmond 2b	1	0	0	0	0	0	0	1	0
Derrick Smith lf	4	1	1	1	1	1	0	0	1
Bryan Zech dh	4	1	0	0	1	0	0	0	0
Matt Sauls cf	2	1	0	0	1	0	2	0	0
Blake Balkcom ph	1	0	0	0	0	0	0	0	0
Daniel Wardell rf	1	1	1	1	0	0	1	0	0
Hunter Jones p	0	0	0	0	0	0	1	1	0
Daniel Davidson p	0	0	0	0	0	0	0	0	0
Rhett James p	0	0	0	0	0	0	0	0	0
Matt DiBlasi p	0	0	0	0	0	0	0	0	0
Chris Whidden p	0	0	0	0	0	0	0	0	0
Daniel Hodges p	0	0	0	0	0	0	0	0	0
Totals	32	13	11	9	14	3	27	13	11

Score by Innings	R	H	E
Siena	020	001 203	- 8 10 3
Florida State	122	330 02X	- 13 11 5

E - Lazio (1); Mueller (2); Cipolla (4); Drew (3); Manasa (2); Brown (2); Richmond (1); Smith (1). **DP** - Seminoles 2. **LOB** - Saints 8; Seminoles 11. **2B** - Roberts (2); Cipolla 2 (4); McQuade (3); Richie (6); Brown (5); Smith (6); Wardell (2). **HR** - Hanan (1). **HBP** - Mueller. **SF** - McQuade (2); Brown (3). **SB** - Drew (11); McQuade (13); Hart (2). **CS** - Matt Sauls (1).

Siena ... IP	H	R	ER	BB	SO	AB	BF
Josh Copskey	4.0	8	8	6	6	2	18
Gary Tarantino	0.2	1	3	2	4	0	7
Joshua Burnett	0.1	0	0	0	0	0	1
Josh Courage	3.0	2	2	2	4	1	15

Florida State ... IP	H	R	ER	BB	SO	AB	BF
Hunter Jones	5.0	5	2	2	2	3	19
Daniel Davidson	1.0	1	1	0	0	2	6
Rhett James	1.0	2	2	1	0	1	5
Matt DiBlasi	1.0	0	0	0	0	2	3
Chris Whidden	0.0	2	3	1	1	0	4
Daniel Hodges	1.0	0	0	0	0	1	2

Win - Hunter Jones (1-0). **Loss** - Josh Copskey (0-3). **Save** - None. **WP** - Copskey(3). **HB** - James. **BK** - Copskey 2 (2).

Umpires - **Home**: Al Davis **1st**: Bruce Ravan **3rd**: Joe Correia **Start**: 3:45 **Time**: 3:15 **Attendance**: 656

Game notes: Stephen Drew ties FSU record for walks in a game (5).

Game 17

Siena at Florida State Mar 5, 2003 at Tallahassee, FL (Dick Howser)

SIENA 5 (0-10)

Player	AB	R	H	RBI	BB	SO	PO	A	LOB
Kevin Roberts 2b	4	1	2	2	0	0	2	2	0
Blake Hanan ss	4	0	1	0	0	1	0	2	0
Shawn Hampton lf	3	0	0	0	0	1	3	0	0
Brent Kunkle ph/lf	1	0	0	0	0	1	0	0	0
Matt Mueller c	2	1	1	0	1	1	4	0	0
Eric Hildenbrand ph/c	1	0	0	0	0	1	0	0	2
Tony Cipolla 3b	3	1	0	0	0	1	2	1	0
John Wilkes ph	1	0	0	0	0	0	0	0	0
Bill Lazio 1b	3	0	0	1	0	1	7	1	0
Steve Ballas ph	1	0	1	0	0	0	0	0	0
Scott King rf	2	1	0	0	1	0	2	0	0
Chris Mahoney ph	1	0	0	0	0	1	0	0	0
Brian Schmotzer dh	3	1	1	1	0	2	0	0	0
Jon Pasioka ph	1	0	0	0	0	0	0	0	1
Matt Gidaly cf	2	0	0	1	0	0	2	0	0
Chris DelVecchio ph/cf	1	0	0	0	0	1	1	0	0
Ryan Bitter p	0	0	0	0	0	0	1	1	0
Dan Weingart p	0	0	0	0	0	0	0	0	0
Luis Khoury p	0	0	0	0	0	0	0	0	0
Dale Szachewicz p	0	0	0	0	0	0	0	0	0
Josh Courage p	0	0	0	0	0	0	0	0	0
Totals	33	5	6	5	2	11	24	7	3

FLORIDA STATE 14 (16-1)

Player	AB	R	H	RBI	BB	SO	PO	A	LOB
Stephen Drew ss	5	2	3	4	0	0	1	2	2
Kevin Richmond ss	1	0	0	0	0	0	0	1	0
Tony McQuade lf	5	1	1	0	1	0	1	0	0
Tony Richie c	2	3	1	1	3	0	5	1	1
Aaron Cheesman c	1	0	0	0	0	0	6	0	3
Jerrold Brown 1b	3	2	1	1	2	1	8	0	0
Daniel Davidson p	0	0	0	0	0	0	0	0	0
Daniel Hodges p	0	0	0	0	0	0	0	0	0
Chris Hart 2b	3	1	1	2	0	0	1	3	2
Bryan Zech ph/2b	1	0	0	0	0	1	0	0	0
Eddy Martinez-Esteve 3b	3	1	2	1	1	0	0	2	0
Brandon Manasa ph/3b	1	0	0	0	0	0	0	1	0
Derrick Smith dh	3	1	2	0	0	0	0	0	0
Daniel Wardell ph/1b	2	0	0	0	0	0	2	0	1
Blake Balkcom rf	5	1	3	0	0	1	2	0	1
Matt Sauls cf	3	2	1	1	1	1	1	0	0
Mark Sauls p	0	0	0	0	0	0	0	0	0
Kevin Lynch p	0	0	0	0	0	0	0	0	0
Rhett James p	0	0	0	0	0	0	0	0	0
Totals	38	14	15	10	8	4	27	10	10

Score by Innings

	R	H	E
Siena	000	050	000
Florida State	003	371	00X

E - Cipolla (2); Hart (3). **DP** - Saints 1. **LOB** - Saints 3; Seminoles 10. **2B** - Ballas(1); Schmotzer (1); Drew (2); Richie (7). **HR** - Roberts (2); Hart (2). **HBP** - Matt Sauls. **SH** - Hart (1). **SB** - Roberts (3); Hanan (2); Cipolla (1); Drew (12); McQuade (14); Brown (1); Martinez-Esteve (2); Matt Sauls (4). **CS** - Mueller (1).

Siena	IP	H	R	ER	BB	SO	AB	BF
Ryan Bitter	4.0	7	6	5	3	2	18	23
Dan Weingart	0.1	2	3	3	1	0	3	4
Luis Khoury	0.1	2	4	4	3	0	3	6
Dale Szachewicz	2.1	3	1	1	0	2	9	9
Josh Courage	1.0	1	0	0	1	0	5	6

Florida State	IP	H	R	ER	BB	SO	AB	BF
Mark Sauls	4.2	3	5	1	2	2	17	19
Kevin Lynch	1.1	0	0	0	0	3	4	4
Rhett James	1.0	0	0	0	0	2	3	3
Daniel Davidson	1.0	2	0	0	0	3	5	5
Daniel Hodges	1.0	1	0	0	0	1	4	4

Win - Kevin Lynch (2-0). **Loss** - Ryan Bitter (0-4). **Save** - None. **WP** - Khoury 2 (2); Szachewicz (2). **HB** - Bitter. **BK** - Bitter (1); Szachewicz (1). **PB** - Mueller (2).

Umpires - Home: Steve Partington **1st:** Joe Correia **3rd:** Bruce Ravan **Start:** 3:31 **Time:** 2:54 **Attendance:** 868

Game 18

Siena at Florida State Mar 6, 2003 at Tallahassee, FL (Dick Howser)

SIENA 1 (0-11)

Player	AB	R	H	RBI	BB	SO	PO	A	LOB
Kevin Roberts 2b	3	0	0	0	1	0	5	0	0
Blake Hanan ss	4	0	1	0	0	1	3	5	0
Shawn Hampton lf	3	0	0	0	1	0	1	0	0
Matt Mueller c	4	0	2	0	0	0	4	2	3
John Wilkes pr	0	1	0	0	0	0	0	0	0
Tony Cipolla 3b	4	0	0	0	0	1	0	1	0
Bill Lazio 1b	3	0	0	1	1	0	5	0	0
Scott King rf	4	0	2	0	0	1	1	0	1
Brian Schmotzer dh	2	0	1	0	0	0	0	0	0
Luis Khoury ph/dh	2	0	0	0	0	2	0	0	1
Brent Kunkle cf	2	0	0	0	0	0	4	0	0
Matt Gidaly ph/cf	1	0	0	0	0	0	1	0	2
John Lannan p	0	0	0	0	0	0	0	1	0
Josh Courage p	0	0	0	0	0	0	0	0	0
Totals	32	1	6	1	3	5	24	9	7

FLORIDA STATE 6 (17-1)

Player	AB	R	H	RBI	BB	SO	PO	A	LOB
Stephen Drew ss	4	2	1	0	1	0	2	4	0
Tony McQuade lf	4	0	1	1	1	1	3	0	1
Tony Richie c	2	2	2	3	2	0	4	0	0
Aaron Cheesman ph/c	1	0	0	0	0	0	1	0	0
Jerrold Brown 1b	4	0	1	0	1	1	11	2	4
Chris Hart dh	3	0	1	1	0	0	0	0	0
Derrick Smith ph/dh	1	0	0	0	0	0	0	0	0
Eddy Martinez-Esteve 3b	3	0	0	0	1	1	0	1	0
Brandon Manasa 3b	0	0	0	0	0	0	0	0	0
Blake Balkcom rf	4	0	1	0	0	0	3	0	4
Kevin Richmond pr	0	1	0	0	0	0	0	0	0
Daniel Wardell rf	0	0	0	0	0	0	1	0	0
Bryan Zech 2b	4	0	1	1	0	0	0	4	1
Matt Sauls cf	2	1	1	0	1	0	1	0	0
Glen Simon p	0	0	0	0	0	0	1	2	0
Rhett James p	0	0	0	0	0	0	0	0	0
Kevin Lynch p	0	0	0	0	0	0	0	0	0
Totals	32	6	9	6	7	3	27	13	10

Score by Innings

	R	H	E
Siena	000	000	001
Florida State	101	102	10X

E - Cipolla; Lannan; Zech (4). **DP** - Seminoles 2. **LOB** - Saints 7; Seminoles 10. **2B** - Mueller; Schmotzer (2); Drew (3); McQuade (4); Richie (8). **HR** - Richie (4). **HBP** - Matt Sauls. **SB** - Drew 2 (14); Richmond (1); Matt Sauls 2 (5). **CS** - Brown (2); Zech (1).

Siena	IP	H	R	ER	BB	SO	AB	BF
John Lannan	5.2	6	4	3	6	1	23	29
Josh Courage	2.1	3	2	1	1	2	9	11

Florida State	IP	H	R	ER	BB	SO	AB	BF
Glen Simon	7.0	3	0	0	3	4	24	27
Rhett James	1.0	1	0	0	0	0	3	3
Kevin Lynch	1.0	2	1	1	0	1	5	5

Win - Glen Simon (1-0). **Loss** - John Lannan (0-1). **Save** - None. **WP** - Lannan(3). **HB** - Courage. **BK** - Simon (1). **PB** - Mueller (3).

Umpires - Home: Landon Davis **1st:** Bruce Ravan **3rd:** Steve Partington **Start:** 3:31 **Time:** 2:29 **Attendance:** 718

Game notes: Florida State extends winning streak to 14 Games. Glen Simon picks up the first win of his career. (1-0)

Game 19

Florida at Florida State Mar 7, 2003 at Tallahassee, FL (Dick Howser)

FLORIDA 4 (12-2)

Player	AB	R	H	RBI	BB	SO	PO	A	LOB
Brett Dowdy 3b	5	2	2	0	0	0	0	2	0
Jonathan Tucker 2b	5	0	2	1	0	1	0	5	0
Ben Harrison rf/cf	5	1	2	2	0	0	0	0	0
C.J. Smith 1b	4	0	1	1	0	1	8	3	2
Mario Garza dh	4	0	0	0	0	1	0	0	3
Brian Rose c	3	0	1	0	0	0	9	0	0
Jeff Corsaletti lf	4	0	1	0	0	0	0	0	1
Jake Riordan cf	3	1	1	0	0	1	4	0	1
Stephen Barton ph	1	0	0	0	0	1	0	0	0
Reichardt rf	0	0	0	0	0	0	0	0	0
Justin Tordi ss	4	0	0	0	0	2	1	1	1
Mike Pete p	0	0	0	0	0	0	1	1	0
Tommy Boss p	0	0	0	0	0	0	1	0	0
Darren O'Day p	0	0	0	0	0	0	0	0	0
Lee Roberson p	0	0	0	0	0	0	0	0	0
Totals	38	4	10	4	0	7	24	12	8

FLORIDA STATE 5 (18-1)

Player	AB	R	H	RBI	BB	SO	PO	A	LOB
Stephen Drew ss	4	0	1	0	0	0	2	2	1
Tony McQuade lf	4	1	2	0	0	1	4	0	0
Tony Richie c	3	0	0	0	1	1	7	0	1
Jerrold Brown 1b	4	1	2	1	0	1	7	0	1
Chris Hart 2b	4	2	2	0	0	1	3	1	0
Eddy Martinez-Esteve 3b	3	0	1	1	0	0	0	1	0
Brandon Manasa 3b	1	0	0	0	0	1	0	1	0
Blake Balkcom rf	3	1	2	1	0	1	2	0	1
Kevin Richmond dh	1	0	0	0	0	1	0	0	0
Derrick Smith ph/dh	2	0	0	0	0	1	0	0	0
Matt Sauls cf	3	0	1	1	0	0	2	0	0
Matt Lynch p	0	0	0	0	0	0	0	3	0
Rhett James p	0	0	0	0	0	0	0	0	0
Daniel Hodges p	0	0	0	0	0	0	0	0	0
Totals	32	5	11	4	1	8	27	8	5

Score by Innings

	R	H	E				
Florida	002	000	200	-	4	10	2
Florida State	022	001	00X	-	5	11	0

E - Riordan (1); O'Day (1). **LOB** - Gators 8; Seminoles 5. **2B** - Harrison (4); Smith (4); Riordan (1); McQuade (5); Brown (6); Hart (3); Martinez-Esteve (6). **HBP** - Rose. **SF** - Balkcom (1). **SB** - Drew (15). **CS** - McQuade (2).

Florida	IP	H	R	ER	BB	SO	AB	BF
Mike Pete	3.0	8	4	3	1	2	15	16
Tommy Boss	3.2	2	1	1	0	3	12	13
Darren O'Day	0.2	1	0	0	0	1	3	3
Lee Roberson	0.2	0	0	0	0	2	2	2

Florida State	IP	H	R	ER	BB	SO	AB	BF
Matt Lynch	7.1	10	4	2	0	4	33	34
Rhett James	0.2	0	0	0	0	2	2	2
Daniel Hodges	1.0	0	0	0	0	1	3	3

Win - Matt Lynch (5-0). **Loss** - Mike Pete (1-1). **Save** - Daniel Hodges (3). **HB** - M. Lynch. **BK** - Pete (1).

Umpires - Home: Tony Walsh **1st:** Scott Graham **2nd:** Scott Erby **3rd:** Henry Stancil **Start:** 6:01 **Time:** 2:25 **Attendance:** 3652

Game notes: Daniel Hodges moves into a tie for sixth in ACC history with his 23rd career save. Matt Lynch now with Jonathan Johnson with his 34th career win. The win also puts Lynch tied for sixth in ACC history. (34)

Game 20

Florida at Florida State Mar 8, 2003 at Tallahassee, FL (Dick Howser)

FLORIDA 7 (12-3)

Player	AB	R	H	RBI	BB	SO	PO	A	LOB
Brett Dowdy 3b	5	0	1	1	0	1	0	1	0
Jonathan Tucker 2b	4	2	2	0	0	0	2	5	1
Ben Harrison rf	4	2	0	0	1	1	1	0	0
C.J. Smith 1b	5	0	1	2	0	2	9	0	3
Jeff Corsaletti lf	4	1	1	0	1	1	1	0	0
Brian Rose c	3	1	2	1	1	1	7	0	1
John Paul Castro pr	0	0	0	0	0	0	0	0	0
Mario Garza dh	3	0	0	0	0	1	0	0	2
Matt Cresap ph	1	0	0	0	0	0	0	0	1
Jake Riordan cf	2	1	1	1	2	0	4	0	0
Justin Tordi ss	4	0	1	0	0	2	0	3	1
Christian Madson p	0	0	0	0	0	0	0	0	0
Lee Roberson p	0	0	0	0	0	0	0	1	0
Tom Potter p	0	0	0	0	0	0	0	0	0
Brian Ball p	0	0	0	0	0	0	0	0	0
Adam Sanabria p	0	0	0	0	0	0	0	1	0
Totals	35	7	9	5	5	9	24	11	9

FLORIDA STATE 9 (19-1)

Player	AB	R	H	RBI	BB	SO	PO	A	LOB
Stephen Drew ss	5	2	3	1	0	0	3	5	2
Tony McQuade lf	3	2	1	1	2	2	3	0	0
Tony Richie c	3	1	2	2	1	1	9	1	0
Jerrold Brown 1b	4	1	2	3	0	0	7	0	1
Chris Hart 2b	4	0	0	1	0	1	1	4	3
Bryan Zech 2b	1	0	0	0	0	0	0	0	0
Eddy Martinez-Esteve 3b	4	0	0	0	1	1	1	3	2
Blake Balkcom rf	3	0	0	1	0	0	2	0	0
Derrick Smith dh	3	1	1	0	1	0	0	0	1
Matt Sauls cf	2	2	0	0	2	0	1	0	0
Trent Peterson p	0	0	0	0	0	0	0	0	0
Kevin Lynch p	0	0	0	0	0	0	0	0	0
Rhett James p	0	0	0	0	0	0	0	0	0
Daniel Davidson p	0	0	0	0	0	0	0	0	0
Daniel Hodges p	0	0	0	0	0	0	0	0	0
Totals	32	9	9	9	7	5	27	13	9

Score by Innings

	R	H	E				
Florida	202	002	100	-	7	9	1
Florida State	002	020	32X	-	9	9	3

E - Dowdy (1); Drew 2 (5); Hart (4). **DP** - Seminoles 1. **LOB** - Gators 9; Seminoles 9. **2B** - Tucker (9); Smith (6); Rose (2); Riordan (2); Drew (4); Richie (9); Brown (7); Smith (7). **HBP** - Tucker; Rose; Richie. **SH** - Garza (1); Brown (2). **SF** - Balkcom (2). **SB** - Dowdy (7); Harrison 2 (9); Drew 2 (17). **CS** - Garza (3).

Florida	IP	H	R	ER	BB	SO	AB	BF
Christian Madson	3.0	2	2	2	2	3	11	14
Lee Roberson	2.2	3	2	2	2	1	11	13
Tom Potter	0.1	1	3	3	2	0	2	4
Brian Ball	1.0	3	2	1	1	0	6	8
Adam Sanabria	1.0	0	0	0	0	1	2	3

Florida State	IP	H	R	ER	BB	SO	AB	BF
Trent Peterson	5.2	6	6	3	2	5	23	27
Kevin Lynch	0.0	1	0	0	1	0	1	3
Rhett James	0.1	1	1	1	1	0	2	3
Daniel Davidson	2.0	0	0	0	1	3	5	6
Daniel Hodges	1.0	1	0	0	0	1	4	4

Win - Daniel Davidson (1-0). **Loss** - Brian Ball (1-1). **Save** - Daniel Hodges (5).

WP - Madson 2 (4). **HB** - Madson; Peterson; K. Lynch.

Umpires - Home: Scott Graham **1st:** Scott Erby **2nd:** Henry Stancil **3rd:** Tony Walsh **Start:** 2:01 **Time:** 2:56 **Attendance:** 4028

Game notes: FSU extends winning streak to 16 games. Seminoles have won 10 of the last 12 in the series against Florida.

Game 21

Florida State at Florida Mar 9, 2003 at Gainesville, FL (Alfred A. McKethan)

FLORIDA STATE 8 (19-2)

Player	AB	R	H	RBI	BB	SO	PO	A	LOB
Stephen Drew ss	5	1	4	2	0	1	0	0	0
Tony McQuade lf	5	0	0	0	0	2	4	0	4
Tony Richie c	5	1	1	0	0	2	5	1	0
Jerrold Brown 1b	4	1	0	0	1	1	8	0	0
Chris Hart 2b	5	1	3	0	0	2	2	1	0
Eddy Martinez-Esteve 3b	4	1	1	3	1	0	0	2	2
Blake Balkcom rf	4	1	1	0	0	1	2	0	1
Derrick Smith dh	4	0	0	0	0	2	0	0	0
Matt Sauls cf	4	2	3	3	0	0	2	0	0
Eddie Cannon p	0	0	0	0	0	0	1	1	0
Hunter Jones p	0	0	0	0	0	0	0	0	0
Rhett James p	0	0	0	0	0	0	0	2	0
Totals	40	8	13	8	2	11	24	7	7

FLORIDA 9 (13-3)

Player	AB	R	H	RBI	BB	SO	PO	A	LOB
Brett Dowdy 3b	5	1	2	1	0	0	0	3	1
Jonathan Tucker 2b	5	1	2	0	0	0	1	0	1
Mario Garza lf	3	1	1	0	0	1	1	0	0
Jake Riordan cf	2	0	0	0	0	1	0	0	0
Ben Harrison cf/rf	3	2	1	1	1	0	3	0	0
C.J. Smith 1b	4	2	2	5	0	0	6	0	1
Jeff Corsaletti rf/lf	3	1	1	0	1	0	4	0	0
Brian Rose c	3	1	1	1	1	0	12	0	0
Stephen Barton dh	2	0	0	0	0	0	0	0	0
Matt Cresap ph/dh	2	0	0	0	0	1	0	0	0
Justin Tordi ss	4	0	1	1	0	2	0	1	3
Justin Hoyman p	0	0	0	0	0	0	0	0	0
Tom Potter p	0	0	0	0	0	0	0	0	0
Connor Falkenbach p	0	0	0	0	0	0	0	0	0
Adam Sanabria p	0	0	0	0	0	0	0	0	0
Totals	36	9	11	9	3	5	27	4	6

Score by Innings

	R	H	E
Florida State	000	005	030
Florida	404	001	00X

E - Martinez-Esteve (8); Rose (1). **LOB** - Seminoles 7; Gators 6. **2B** - Drew (5); Martinez-Esteve (7); Matt Sauls (4); Tucker (10); Rose (3). **HR** - Drew (2); Matt Sauls (2); Dowdy (1); Smith 2 (7).

Florida State	IP	H	R	ER	BB	SO	AB	BF
Eddie Cannon	2.2	9	8	8	1	1	17	18
Hunter Jones	2.1	2	1	1	1	1	10	11
Rhett James	3.0	0	0	0	1	3	9	10

Florida	IP	H	R	ER	BB	SO	AB	BF
Justin Hoyman	5.2	8	5	5	2	7	25	27
Tom Potter	0.1	1	0	0	0	0	2	2
Connor Falkenbach	1.1	4	3	3	0	1	8	8
Adam Sanabria	1.2	0	0	0	0	3	5	5

Win - Justin Hoyman (3-0). **Loss** - Eddie Cannon (0-1). **Save** - Adam Sanabria (1). **WP** - James (2).

Umpires - Home: Scott Erby **1st:** Henry Stancil **2nd:** Tony Walsh **3rd:** Scott Graham **Start:** 3:04 **Time:** 2:41 **Attendance:** 2859

Game 22

St. Joseph's at Florida State Mar 11, 2003 at Tallahassee, FL (Dick Howser)

ST. JOSEPH'S 5 (1-7)

Player	AB	R	H	RBI	BB	SO	PO	A	LOB
Jason Tarewicz 2b	5	1	0	0	0	1	2	3	0
Bill McCollum p/dh	4	0	1	1	0	2	3	0	0
Michael Walls lf	3	0	2	0	1	1	2	0	0
John Kokol 1b	4	0	1	0	0	2	6	1	2
Kevin Dougher cf	4	0	0	0	0	2	2	0	3
Joe DiNubile rf	4	1	0	0	0	2	2	0	0
Ryan Stadanlick ss	3	0	0	0	0	2	3	2	0
Jason Volker 3b	3	1	1	0	0	1	1	2	0
Rob Pimpinella ph	1	0	0	0	0	0	0	0	0
Michael DeLorenzo c	2	2	1	2	1	0	3	0	0
Greg Mason ph	1	0	0	0	0	0	0	0	0
Ryan Hoagey p	0	0	0	0	0	0	0	0	0
Totals	34	5	6	3	2	13	24	8	5

FLORIDA STATE 11 (20-2)

Player	AB	R	H	RBI	BB	SO	PO	A	LOB
Stephen Drew ss	5	2	2	4	0	0	0	2	2
Tony McQuade lf	4	0	0	0	1	1	2	0	0
Tony Richie dh	4	0	0	0	1	1	0	0	0
Jerrold Brown 1b	4	0	1	0	0	1	8	1	1
Chris Hart 2b	3	1	0	0	1	0	1	1	1
Eddy Martinez-Esteve 3b	4	2	2	0	0	0	0	1	0
Blake Balkcom rf	3	1	1	0	0	0	1	0	0
Daniel Wardell rf	0	1	0	0	1	0	0	0	0
Aaron Cheesman c	3	1	1	2	1	0	12	1	0
Matt Sauls cf	0	3	0	0	2	0	2	0	0
Mark Sauls p	0	0	0	0	0	0	0	2	0
Daniel Davidson p	0	0	0	0	0	0	1	1	0
Rhett James p	0	0	0	0	0	0	0	0	0
Daniel Hodges p	0	0	0	0	0	0	0	0	0
Totals	30	11	7	6	7	3	27	9	4

Score by Innings

	R	H	E
St. Joseph's	020	300	000
Florida State	002	203	04X

E - Kokol (1); DiNubile (1); Hoagey (1); Brown (3); Cheesman (2); Mark Sauls (2). **DP** - Hawks 1. **LOB** - Hawks 5; Seminoles 4. **2B** - Volker (1); Martinez-Esteve (8). **3B** - Drew (5). **HR** - DeLorenzo. **HBP** - Matt Sauls 2. **SH** - Stadanlick (1). **SB** - Tarewicz (2).

St. Joseph's	IP	H	R	ER	BB	SO	AB	BF
Bill McCollum	6.0	5	7	5	5	2	23	29
Ryan Hoagey	2.0	2	4	3	2	1	7	10

Florida State	IP	H	R	ER	BB	SO	AB	BF
Mark Sauls	3.2	6	5	2	2	4	18	21
Daniel Davidson	3.1	0	0	0	0	7	10	10
Rhett James	1.0	0	0	0	0	2	3	3
Daniel Hodges	1.0	0	0	0	0	0	3	3

Win - Daniel Davidson (2-0). **Loss** - Bill McCollum (1-2). **Save** - None. **WP** - McCollum 3(3); Hoagey(1). **HBP** - by McCollum (Matt Sauls); by Hoagey (Matt Sauls). **PB** - DeLorenzo.

Umpires - HP: Wayne Funderburke **1B:** Bruce Ravan **3B:** Al Davis **Start:** 6:02 **Time:** 2:35 **Attendance:** 2316

Game notes: Mike Martin passes Jack Stallings for ninth on NCAA Division I coaching victory list. Martin has now totaled 1,259 career wins.

Game 23

St. Joseph's at Florida State Mar 12, 2003 at Tallahassee, FL (Dick Howser)

ST. JOSEPH'S 0 (1-8)

Player	AB	R	H	RBI	BB	SO	PO	A	LOB
Jason Tarewicz 2b	4	0	2	0	0	1	1	4	1
Kevin Dougher cf	4	0	0	0	0	1	1	0	0
Ryan Brown cf	0	0	0	0	0	0	0	0	0
Bill McCollum dh/1b	3	0	0	0	1	0	1	0	4
Michael Walls lf/p	4	0	0	0	0	1	3	0	1
John Kokol 1b	3	0	0	0	0	3	6	1	0
Joe DiNubile lf	1	0	0	0	0	0	0	0	0
Greg Mason c	3	0	0	0	0	1	5	0	0
Chris McLaughlin 3b	1	0	0	0	0	0	1	0	0
Ryan Stadanlick ss/p	4	0	1	0	0	0	1	2	1
Rob Pimpinella 3b	2	0	0	0	0	0	0	0	0
Dustin Omulak ph/c	1	0	0	0	0	1	1	0	0
Jake Lampietro rf	3	0	1	0	0	1	3	0	0
Erik Hollman p	0	0	0	0	0	0	1	1	0
Erik Vardijan p	0	0	0	0	0	0	0	0	0
Jason Volker p	0	0	0	0	0	0	0	1	0
Brian Anecharico p	0	0	0	0	0	0	1	0	0
Totals	33	0	4	0	1	9	24	10	7

FLORIDA STATE 14 (21-2)

Player	AB	R	H	RBI	BB	SO	PO	A	LOB
Stephen Drew ss	3	1	1	0	1	0	2	1	0
Kevin Richmond ss	2	0	0	0	0	0	1	1	0
Tony McQuade lf/cf	4	2	2	2	1	1	3	0	3
Tony Richie c	3	2	3	2	0	0	5	0	0
Aaron Cheesman ph/c	2	1	1	0	1	1	3	1	1
Jerrold Brown 1b	0	2	0	0	4	0	4	0	0
Matt Lynch ph	1	0	0	0	0	1	0	0	0
Matt DiBlasi p	0	0	0	0	0	0	0	0	0
Chris Whidden ph	1	0	0	0	0	0	0	0	0
Eddie Cannon p	0	0	0	0	0	0	0	0	0
Eddy Martinez-Esteve 3b	3	1	1	2	0	1	0	0	2
Chris Hart 3b	1	0	0	0	2	0	0	1	0
Derrick Smith dh/lf	4	2	2	2	2	0	1	0	2
Daniel Wardell rf/1b	5	1	2	1	0	1	4	0	0
Bryan Zech 2b	4	0	0	0	1	1	1	1	5
Matt Sauls cf	2	1	1	2	1	0	3	0	0
Brandon Manasa lf/rf	2	1	2	0	0	0	0	0	0
Glen Simon p	0	0	0	0	0	0	0	1	0
Hunter Jones p	0	0	0	0	0	0	0	1	0
Totals	37	14	15	11	13	6	27	7	13

Score by Innings

	R	H	E
St. Joseph's	000	000	000
Florida State	005	610	02X

E - Dougher (2); Pimpinella (2); Smith (2); Zech (5); Simon (1). **DP** - Hawks 2. **LOB** - Hawks 7; Seminoles 13. **2B** - Stadanlick (1); Richie 3 (12); Cheesman (1); Smith (8); Manasa (1). **3B** - Martinez-Esteve (1). **SF** - McQuade (3). **SB** - Drew (18); McQuade (15).

St. Joseph's	IP	H	R	ER	BB	SO	AB	BF
Erik Hollman	3.2	7	8	7	4	4	17	22
Erik Vardijan	0.1	3	4	2	4	0	5	9
Jason Volker	2.0	3	0	0	1	1	7	8
Brian Anecharico	1.0	0	0	0	2	1	3	5
Michael Walls	0.2	2	2	2	1	0	4	5
Ryan Stadanlick	0.1	0	0	0	1	0	1	2

Florida State	IP	H	R	ER	BB	SO	AB	BF
Glen Simon	5.0	3	0	0	1	5	20	21
Hunter Jones	2.0	1	0	0	0	4	7	7
Matt DiBlasi	1.0	0	0	0	0	0	3	3
Eddie Cannon	1.0	0	0	0	0	0	3	3

Win - Glen Simon (2-0). **Loss** - Erik Holman (0-1). **Save** - None. **WP** - Stadanlick 2 (1); Vardijan.

Umpires - **HP**: Bruce Ravan **1B**: Landon Davis **3B**: Wayne Funderburke **Start**: 6:02 **Time**: 3:03 **Attendance**: 1410

Game Notes: Vardijan faced 2 batters in the 5th.

Game 24

Virginia at Florida State Mar 14, 2003 at Tallahassee, FL (Dick Howser)

VIRGINIA 1 (9-6,0-1 ACC)

Player	AB	R	H	RBI	BB	SO	PO	A	LOB
Matt Street rf	5	0	1	0	0	3	1	1	4
Chris Sweet cf	4	0	1	0	0	1	2	0	0
Mark Reynolds ss	4	0	0	0	0	1	0	2	0
Joe Koshansky 1b	3	0	1	0	1	1	6	0	0
Ryan Zimmerman 3b	3	1	1	0	1	1	1	3	1
Tom Hagan lf	3	0	2	0	0	1	0	0	0
Jordan Ghrist dh	3	0	0	0	0	1	0	0	1
Matt Dunn ph/dh	1	0	0	0	0	1	0	0	3
Scott Headd c	3	0	1	0	1	1	11	0	0
Kyle Werman 2b	4	0	0	1	0	1	3	2	0
Jeff Kamrath p	0	0	0	0	0	0	0	0	0
Scott Morgenthaler p	0	0	0	0	0	0	0	0	0
Totals	33	1	7	1	3	12	24	8	9

FLORIDA STATE 9 (22-2,1-0 ACC)

Player	AB	R	H	RBI	BB	SO	PO	A	LOB
Stephen Drew ss	5	2	3	2	0	0	0	4	0
Tony McQuade lf	4	1	0	0	1	1	0	0	0
Tony Richie c	4	1	1	0	0	1	12	0	3
Jerrold Brown 1b	2	1	0	0	2	1	10	0	0
Chris Hart 2b	4	1	2	4	0	1	3	5	0
Eddy Martinez-Esteve 3b	4	2	2	2	0	1	1	3	0
Blake Balkcom rf	4	0	1	1	0	1	0	0	0
Derrick Smith dh	3	0	1	0	0	2	0	0	0
Daniel Wardell ph	1	0	0	0	0	1	0	0	0
Matt Sauls cf	4	1	2	0	0	1	1	0	2
Matt Lynch p	0	0	0	0	0	0	0	0	0
Rhett James p	0	0	0	0	0	0	0	0	0
Eddie Cannon p	0	0	0	0	0	0	0	0	0
Totals	35	9	12	9	3	10	27	12	5

Score by Innings

	R	H	E
Virginia	000	010	000
Florida State	501	010	02X

E - Morgenthaler (1); Hart (5). **DP** - Cavaliers 1; Seminoles 2. **LOB** - Cavaliers 9; Seminoles 5. **HR** - Drew (3); Hart (3); Martinez-Esteve 2 (4). **HBP** - Hagan. **SB** - Drew 2 (20).

Virginia	IP	H	R	ER	BB	SO	AB	BF
Jeff Kamrath	5.1	10	7	7	2	7	26	28
Scott Morgenthaler	2.2	2	2	2	1	3	9	10

Florida State	IP	H	R	ER	BB	SO	AB	BF
Matt Lynch	6.2	6	1	1	2	7	25	27
Rhett James	1.1	1	0	0	1	2	5	7
Eddie Cannon	1.0	0	0	0	0	3	3	3

Win - Matt Lynch (6-0). **Loss** - Jeff Kamrath (1-1). **Save** - None. **HBP** - by James (Hagan).

Umpires - **HP**: Rick Darby **1B**: Scott Erby **3B**: Henry Stancil **Start**: 6:01 **Time**: 2:32 **Attendance**: 2832

Game notes: Stephen Drew extends hitting streak to eight games. Matt Lynch now tied for sixth all-time at FSU with 35 career wins.



Game 25

Virginia at Florida State Mar 15, 2003 at Tallahassee, FL (Dick Howser)

VIRGINIA 0 (9-7,0-2 ACC)										
Player	AB	R	H	RBI	BB	SO	PO	A	LOB	
Matt Street rf	4	0	2	0	0	0	0	0	0	0
Chris Sweet cf	4	0	0	0	0	1	4	0	2	
Mark Reynolds ss	4	0	0	0	0	1	2	4	1	
Joe Koshansky 1b	4	0	0	0	0	4	8	0	0	
Ryan Zimmerman 3b	2	0	1	0	2	0	0	2	0	
Paul Gillispie lf	4	0	1	0	0	0	1	0	1	
Jordan Ghrist dh	3	0	0	0	0	2	0	0	2	
Scott Headd c	3	0	0	0	0	2	7	0	0	
Kyle Werman 2b	3	0	1	0	0	0	2	2	0	
Mike Ballard p	0	0	0	0	0	0	0	2	0	
Gabe Spooner p	0	0	0	0	0	0	0	0	0	
Greg Hansard p	0	0	0	0	0	0	0	0	0	
Adam Laird p	0	0	0	0	0	0	0	0	0	
Totals	31	0	5	0	2	10	24	10	6	

FLORIDA STATE 4 (23-2,2-0 ACC)										
Player	AB	R	H	RBI	BB	SO	PO	A	LOB	
Stephen Drew ss	3	0	0	0	1	0	0	3	4	
Tony McQuade lf	4	1	2	0	0	1	0	0	1	
Tony Richie c	4	0	0	0	0	1	10	1	0	
Jerrod Brown 1b	2	2	0	0	1	1	10	0	0	
Chris Hart 2b	3	1	1	2	1	0	1	3	0	
Eddy Martinez-Esteve 3b	4	0	1	1	0	1	0	3	0	
Blake Balkcom rf	3	0	1	0	1	1	5	0	1	
Daniel Wardell dh	1	0	1	0	1	0	0	0	0	
Derrick Smith ph/dh	2	0	0	0	0	1	0	0	1	
Matt Sauls cf	2	0	0	0	0	1	1	0	0	
Trent Peterson p	0	0	0	0	0	0	0	1	0	
Daniel Hodges p	0	0	0	0	0	0	0	0	0	
Totals	28	4	6	3	5	7	27	11	7	

Score by Innings	R H E			
Virginia	000	000	000	- 0 5 2
Florida State	000	202	00X	- 4 6 0

E - Headd (1); Spooner (1). **DP** - Cavaliers 2. **LOB** - Cavaliers 6; Seminoles 7. **2B** - Street (1); Zimmerman (1); McQuade (6); Hart (4). **HBP** - Brown. **SH** - Matt Sauls (2). **CS** - Gillispie (2).

Virginia	IP	H	R	ER	BB	SO	AB	BF
Mike Ballard	5.1	5	4	3	4	1	18	24
Gabe Spooner	0.2	0	0	0	1	1	3	4
Greg Hansard	1.0	0	0	0	0	3	3	3
Adam Laird	1.0	1	0	0	0	2	4	4

Florida State	IP	H	R	ER	BB	SO	AB	BF
Trent Peterson	8.0	5	0	0	1	9	28	29
Daniel Hodges	1.0	0	0	0	1	1	3	4

Win -Trent Peterson (4-0). **Loss** - Mike Ballard (0-2). **Save** - None. **HBP** - by Ballard (Brown).

Umpires - **HP**: Scott Erby **1B**: Henry Stancil **3B**: Rick Darby **Start**: 6:02 **Time**: 1:59 **Attendance**: 3958

Game notes: Daniel Hodges now 10th in ACC history with 104 carrer appearances. Stephen Drew's hitting streak snapped at eight games. Trent Peterson (96 pitches) did not allow a runner past second base.

Game 26

Virginia at Florida State Mar 16, 2003 at Tallahassee, FL (Dick Howser)

VIRGINIA 4 (9-8,0-3 ACC)										
Player	AB	R	H	RBI	BB	SO	PO	A	LOB	
Matt Street rf	6	0	0	0	0	2	3	0	0	
Matt Dunn dh	6	1	2	1	0	2	0	0	3	
Mark Reynolds ss	6	0	1	1	0	0	1	4	0	
Chris Sweet cf	5	0	1	1	0	0	6	0	1	
Ryan Zimmerman 3b	5	0	1	0	0	2	0	4	2	
Kyle Werman 2b	4	0	1	0	0	1	3	3	0	
Paul Gillispie lf	3	1	1	0	0	1	2	1	0	
Eric Christensen ph	1	0	0	0	0	0	0	0	0	
Jordan Ghrist lf	1	0	1	0	0	0	2	0	0	
Joe Koshansky 1b	4	1	1	0	0	1	9	0	1	
Scott Headd c	5	1	2	1	0	3	6	1	1	
Chris Gale p	0	0	0	0	0	0	1	0	0	
Matt Avery p	0	0	0	0	0	0	0	0	0	
Alan Zimmerer p	0	0	0	0	0	0	0	0	0	
Gabe Spooner p	0	0	0	0	0	0	0	0	0	
Greg Hansard p	0	0	0	0	0	0	0	0	0	
Adam Laird p	0	0	0	0	0	0	0	0	0	
Scott Morgenthaler p	0	0	0	0	0	0	0	0	0	
Canon Hickman p	0	0	0	0	0	0	0	0	0	
Totals	46	4	11	4	0	12	33	13	8	

FLORIDA STATE 5 (24-2,3-0 ACC)										
Player	AB	R	H	RBI	BB	SO	PO	A	LOB	
Stephen Drew ss	6	0	0	0	0	0	1	4	0	
Tony McQuade lf/cf	6	0	0	0	0	1	1	0	2	
Tony Richie c	5	1	1	0	1	2	12	1	0	
Jerrod Brown 1b	5	1	2	0	0	1	18	1	0	
Chris Hart 2b	4	0	1	0	0	0	2	3	0	
Eddy Martinez-Esteve 3b	3	2	2	1	1	0	0	5	0	
Blake Balkcom rf	5	0	1	0	0	0	1	0	2	
Aaron Cheesman dh	2	0	0	1	1	0	0	0	2	
Derrick Smith ph	1	0	1	0	0	0	0	0	0	
Bryan Zech pr/dh	0	0	0	0	1	0	0	0	0	
Matt Sauls cf/lf	3	1	2	1	2	1	1	0	2	
Daniel Davidson p	0	0	0	0	0	0	0	4	0	
Hunter Jones p	0	0	0	0	0	0	0	0	0	
Rhett James p	0	0	0	0	0	0	0	0	0	
Daniel Hodges p	0	0	0	0	0	0	0	0	0	
Totals	40	5	10	3	6	5	36	18	12	

Score by Innings	R H E			
Virginia	000	000	040	000 - 4 11 3
Florida State	000	200	110	001 - 5 10 2

Note: None out, 2 runners LOB when the game ended.

E - Zimmerman (1); Koshansky (1); Avery (1); Richie (3); Hart (6). **DP** - Cavaliers 2. **LOB** - Cavaliers 8; Seminoles 12. **2B** - Dunn (1); Richie (13). **HR** - Martinez-Esteve (5). **HBP** - Koshansky; Brown; Hart; Martinez-Esteve. **SH** - Werman (1); Hart (2). **SB** - Ghrist (1).

Virginia	IP	H	R	ER	BB	SO	AB	BF
Chris Gale	6.0	7	2	2	1	3	23	26
Matt Avery	1.0	1	1	1	0	1	4	4
Alan Zimmerer	0.2	0	0	0	0	0	2	2
Gabe Spooner	0.1	2	1	1	1	0	3	4
Greg Hansard	1.0	0	0	0	0	0	2	2
Adam Laird	1.1	0	0	0	3	1	5	8
Scott Morgenthaler	0.2	0	1	0	1	0	1	3
Canon Hickman	0.0	0	0	0	0	0	0	1

Florida State	IP	H	R	ER	BB	SO	AB	BF
Daniel Davidson	7.0	3	0	0	0	5	22	23
Hunter Jones	0.1	2	2	2	0	1	3	3
Rhett James	0.1	3	2	2	0	1	4	4
Daniel Hodges	4.1	3	0	0	0	5	17	18

Win - Daniel Hodges (3-0). **Loss** - Scott Morgenthaler (0-1). **Save** - None. **WP** - Gale(1); Avery(2); Hodges(1). **HBP** - by Gale (Mart.-Esteve); by Gale (Hart); by Hodges (Koshansky); by Morgenthaler (Brown). **BK** - Avery(1).

Umpires - **HP**: Henry Stancil **1B**: Rick Darby **3B**: Scott Erby **Start**: 1:07 **Time**: 3:34 **Attendance**: 2858

Game 27

Florida State at NC State (DH Game 1) Mar 22, 2003 at Kinston, NC (Grainger)

FLORIDA STATE 2 (24-3,3-1 ACC)

Player	AB	R	H	RBI	BB	SO	PO	A	LOB
Stephen Drew ss	4	0	0	0	1	2	5	0	0
Tony McQuade lf	4	2	3	1	1	1	1	0	0
Tony Richie c	4	0	1	0	0	1	7	1	3
Jerrold Brown 1b	2	0	0	1	1	1	4	0	1
Chris Hart 2b	3	0	0	0	0	0	2	3	0
Eddy Martinez-Esteve 3b	3	0	1	0	0	1	1	2	1
Blake Balkcom rf	3	0	0	0	0	0	0	0	3
Derrick Smith dh	4	0	0	0	0	1	0	0	1
Matt Sauls cf	4	0	0	0	0	2	2	0	0
Matt Lynch p	0	0	0	0	0	0	2	2	0
Eddie Cannon p	0	0	0	0	0	0	0	0	0
Hunter Jones p	0	0	0	0	0	0	0	0	0
Totals	31	2	5	2	3	9	24	8	9

NC STATE 4 (20-4,1-0 ACC)

Player	AB	R	H	RBI	BB	SO	PO	A	LOB
Matt Camp lf	5	1	1	0	0	2	2	0	3
Joe Gaetti rf	2	1	0	0	2	0	5	0	1
Justin Riley dh	4	1	1	3	0	1	0	0	3
Colt Morton c	3	1	2	1	1	0	9	0	0
Jeremy Dutton 3b	4	0	0	0	0	1	0	2	1
Chad Orvella ss	4	0	2	0	0	0	1	1	0
David Hicks 1b	4	0	0	0	0	0	3	0	1
Adam Hargrave 2b	2	0	1	0	2	1	2	1	0
Marc Maynor cf	4	0	3	0	0	1	5	0	0
Michael Rogers p	0	0	0	0	0	0	0	0	0
Joey Devine p	0	0	0	0	0	0	0	0	0
Totals	32	4	10	4	5	6	27	4	9

Score by Innings	R	H	E
Florida State	101	000	000
NC State	301	000	00X

E - Hicks (2). **DP** - Seminoles 1. **LOB** - Seminoles 9; Wolfpack 9. **2B** - Orvella 2 (7); Maynor (8). **HR** - McQuade (3); Riley (4); Morton (7). **HBP** - Hart; Martinez-Esteve; Balkcom. **SF** - Brown (4). **SB** - McQuade (16); Orvella (9); Hargrave (5). **CS** - Dutton (2).

Florida State	IP	H	R	ER	BB	SO	AB	BF
Matt Lynch	7.0	9	4	4	4	4	28	32
Eddie Cannon	0.0	1	0	0	0	0	1	1
Hunter Jones	1.0	0	0	0	1	2	3	4

NC State	IP	H	R	ER	BB	SO	AB	BF
Michael Rogers	8.0	5	2	2	3	6	28	35
Joey Devine	1.0	0	0	0	0	3	3	3

Win - Michael Rogers (6-1). **Loss** - Matt Lynch (6-1). **Save** - Joey Devine (8). **HBP** - by Rogers (Hart); by Rogers (Martinez-Esteve); by Rogers (Balkcom).

Umpires - **HP**: Randall Dulin **1B**: John Floyd **3B**: A.J. Lostaglio **Start**: 4:08 **Time**: 2:39 **Attendance**: 1172

Game Notes: Cannon faced 1 batter in the 8th.

Game 28

Florida State at NC State (DH Game 2) Mar 22, 2003 at Kinston, NC (Grainger)

FLORIDA STATE 2 (24-4,3-2 ACC)

Player	AB	R	H	RBI	BB	SO	PO	A	LOB
Stephen Drew ss	4	1	1	0	0	0	2	2	0
Tony McQuade lf	2	1	1	0	2	1	1	0	0
Tony Richie c	4	0	1	1	0	0	6	1	0
Jerrold Brown 1b	2	0	0	1	0	0	13	0	1
Chris Hart 2b	3	0	0	0	1	1	0	2	2
Eddy Martinez-Esteve 3b	4	0	0	0	0	3	0	4	0
Blake Balkcom rf	3	0	1	0	1	1	0	0	0
Aaron Cheesman dh	2	0	0	0	0	1	0	0	0
Derrick Smith ph	2	0	0	0	0	1	0	0	2
Matt Sauls cf	3	0	0	0	0	2	2	0	1
Trent Peterson p	0	0	0	0	0	0	0	1	0
Rhett James p	0	0	0	0	0	0	0	0	0
Totals	29	2	4	2	4	10	24	10	6

NC STATE 5 (21-4,2-0 ACC)

Player	AB	R	H	RBI	BB	SO	PO	A	LOB
Jeremy Dutton 3b	3	0	0	0	0	2	0	1	1
Joe Gaetti rf	4	0	0	0	0	2	1	1	0
Justin Riley 1b	4	1	1	0	0	0	7	0	1
Colt Morton c	4	2	2	3	0	0	8	2	0
Tim Coffield dh	4	1	1	1	0	1	0	0	0
Chad Orvella ss	4	0	0	0	0	1	4	5	0
Marc Maynor cf	3	1	2	0	0	1	2	0	0
Adam Hargrave 2b	3	0	0	0	0	0	2	3	1
Matt Camp lf	3	0	0	0	0	0	2	0	1
Vern Sterry p	0	0	0	0	0	0	1	1	0
Jason Duncan p	0	0	0	0	0	0	0	0	0
Joey Devine p	0	0	0	0	0	0	0	0	0
Totals	32	5	6	4	0	7	27	13	4

Score by Innings	R	H	E
Florida State	000	002	000
NC State	000	000	23X

E - Brown (4); Martinez-Esteve 2 (11); Morton (3). **LOB** - Seminoles 6; Wolfpack 4. **HR** - Morton 2 (8); Coffield (2). **HBP** - Brown; Dutton. **SF** - Brown (5). **SB** - Drew (21); Maynor (6). **CS** - Matt Sauls (2).

Florida State	IP	H	R	ER	BB	SO	AB	BF
Trent Peterson	7.1	3	2	1	0	6	27	28
Rhett James	0.2	3	3	3	0	1	5	5

NC State	IP	H	R	ER	BB	SO	AB	BF
Vern Sterry	8.0	3	2	2	3	8	25	30
Jason Duncan	0.1	0	0	0	0	0	1	1
Joey Devine	0.2	1	0	0	1	2	3	4

Win - Vern Sterry (6-0). **Loss** - Rhett James (0-2). **Save** - None. **HBP** - by Sterry (Brown); by Peterson (Dutton).

Umpires - **HP**: John Floyd **1B**: A.J. Lostaglio **3B**: Randall Dulin **Start**: 7:24 **Time**: 2:14 **Attendance**: 1172

Game 29

Florida State at NC State Mar 23, 2003 at Kinston, NC (Grainger)

FLORIDA STATE 3 (25-4,4-2 ACC)

Player	AB	R	H	RBI	BB	SO	PO	A	LOB
Stephen Drew ss	2	1	0	0	2	0	3	5	1
Tony McQuade lf	2	1	0	0	2	1	3	0	0
Tony Richie c	4	0	1	2	0	0	7	2	0
Jerrold Brown 1b	4	0	1	1	0	1	11	2	0
Eddy Martinez-Estev 3b	3	0	0	0	1	1	0	1	3
Blake Balkcom rf	4	0	0	0	0	0	1	0	1
Chris Hart 2b	3	0	1	0	1	0	0	3	0
Derrick Smith dh	2	0	0	0	0	0	0	0	0
Bryan Zech ph	0	0	0	0	0	0	0	0	0
Daniel Wardell ph	1	0	0	0	0	1	0	0	0
Matt Sauls cf	3	1	1	0	0	2	1	0	0
Daniel Davidson p	0	0	0	0	0	0	1	0	0
Kevin Lynch p	0	0	0	0	0	0	0	0	0
Daniel Hodges p	0	0	0	0	0	0	0	0	0
Totals	28	3	4	3	6	6	27	13	5

NC STATE 1 (21-5,2-1 ACC)

Player	AB	R	H	RBI	BB	SO	PO	A	LOB
Jeremy Dutton 3b	3	0	0	1	1	1	0	3	1
Joe Gaetti rf	4	0	0	0	0	2	3	0	1
Justin Riley 1b	4	0	0	0	0	1	8	1	0
Colt Morton c	4	0	1	0	0	0	6	1	0
Tim Coffield dh	2	0	0	0	1	1	0	0	0
Matt Long pr	0	0	0	0	0	0	0	0	0
Dustin Murphy ss	0	0	0	0	0	0	0	1	0
Chad Orvella ss/p	3	0	0	0	0	2	1	1	1
Marc Maynor cf	3	1	1	0	0	1	1	0	0
Adam Hargrave 2b	3	0	1	0	0	0	4	0	0
Matt Camp lf	3	0	2	0	0	0	4	0	0
Phillip Davidson p	0	0	0	0	0	0	0	0	0
Nate Cretarolo p	0	0	0	0	0	0	0	0	0
Totals	29	1	5	1	2	8	27	7	3

Score by Innings

	R	H	E
Florida State	002	000	010
NC State	000	001	000

DP - Seminoles 1; Wolfpack 1. LOB - Seminoles 5; Wolfpack 3. SH - Zech(1). CS - Richie(1).

Florida State	IP	H	R	ER	BB	SO	AB	BF
Daniel Davidson	6.2	4	1	1	2	6	21	23
Kevin Lynch	0.1	0	0	0	0	0	1	1
Daniel Hodges	2.0	1	0	0	0	2	7	7

NC State	IP	H	R	ER	BB	SO	AB	BF
Phillip Davidson	4.1	2	2	2	4	2	14	18
Nate Cretarolo	2.2	2	1	1	2	2	9	12
Chad Orvella	2.0	0	0	0	0	2	5	5

Win - Daniel Davidson (3-0). Loss - Phillip Davidson (2-2). Save - Daniel Hodges (6). BK - Cretarolo (2).

Umpires - HP: A.J. Lostaglio 1B: Randall Dulin 3B: John Floyd Start: 12:06 Time: 2:09 Attendance: 837

Game notes: Cretarolo faced 2 batters in the 8th.

Game 30

The Citadel at Florida State Mar 26, 2003 at Tallahassee, FL (Dick Howser)

THE CITADEL 2 (14-10)

Player	AB	R	H	RBI	BB	SO	PO	A	LOB
Jon Aughey 2b	5	0	0	0	0	2	1	2	1
Josh Stackley lf	4	1	1	0	1	0	1	0	1
Jason Randall dh	4	0	2	0	0	2	0	0	0
Chip Cannon 1b	4	0	1	2	0	0	11	0	1
Chris Ard 3b	3	0	1	0	1	0	1	4	0
Trent Weathers cf	3	0	0	0	1	1	2	0	2
Brook Dantzler rf	4	0	3	0	0	0	0	0	1
Will Coker c	3	0	0	0	0	1	5	1	2
Andy Phillips ph	1	0	0	0	0	0	0	0	0
Matt Matulia ss	4	1	1	0	0	2	3	4	0
Mark Egelton p	0	0	0	0	0	0	0	0	0
Ryan Owens p	0	0	0	0	0	0	0	0	0
Matt Covington p	0	0	0	0	0	0	0	1	0
John Pollock p	0	0	0	0	0	0	0	0	0
Totals	35	2	9	2	3	8	24	12	9

FLORIDA STATE 10 (26-4)

Player	AB	R	H	RBI	BB	SO	PO	A	LOB
Stephen Drew ss	4	4	4	0	0	0	2	3	0
Tony McQuade lf	3	2	2	2	0	1	2	1	0
Brandon Manasa ph/lf	1	0	0	1	0	0	1	0	0
Tony Richie c	4	1	3	3	1	0	8	1	0
Aaron Cheesman c	0	0	0	0	0	0	1	0	0
Jerrold Brown 1b	5	0	1	0	0	0	8	0	2
Eddy Martinez-Estev 3b	4	2	3	1	1	1	0	1	0
Chris Hart 2b	4	0	1	0	0	1	0	2	0
Kevin Richmond ph/2b	1	0	0	0	0	0	0	1	0
Derrick Smith dh	3	0	3	2	2	0	0	0	0
Daniel Wardell rf	5	0	0	0	0	2	1	0	6
Matt Sauls cf	4	1	1	0	0	0	4	0	2
Glen Simon p	0	0	0	0	0	0	0	1	0
Mark Sauls p	0	0	0	0	0	0	0	0	0
Daniel Hodges p	0	0	0	0	0	0	0	0	0
Totals	38	10	18	9	4	5	27	10	10

Score by Innings

	R	H	E
The Citadel	002	000	000
Florida State	310	310	11X

E - Weathers (3); Martinez-Estev (12); Richmond (2). DP - Bulldogs 1; Seminoles 1. LOB - Bulldogs 9; Seminoles 10. 2B - Stackley (4); Cannon (9); Dantzler (5); Drew 2 (7); McQuade (7); Richie (14); Martinez-Estev 2 (10); Smith(9). 3B - McQuade (1). HR - Martinez-Estev (6). SH - Drew (1). SF - McQuade (4). SB - Drew 2 (23). CS - Ard (3); Richie (2).

The Citadel	IP	H	R	ER	BB	SO	AB	BF
Mark Egelton	2.0	6	4	4	1	1	11	13
Ryan Owens	1.2	6	3	3	1	0	11	12
Matt Covington	3.1	4	2	1	2	4	12	15
John Pollock	1.0	2	1	1	0	0	4	4

Florida State	IP	H	R	ER	BB	SO	AB	BF
Glen Simon	5.0	6	2	2	2	5	20	22
Mark Sauls	3.0	3	0	0	1	2	11	12
Daniel Hodges	1.0	0	0	0	0	1	4	4

Win - Glen Simon (3-0). Loss - Mark Egelton (1-2). Save - None. WP - M Egelton (2); Owens (2).

Umpires - HP: Steve Partington 1B: Bruce Ravan 3B: Al Davis Start: 3:34 Time: 2:50 Attendance: 1844

Game 31

North Carolina at Florida State Mar 28, 2003 at Tallahassee, FL (Dick Howser)

NORTH CAROLINA 4 (18-8,2-2 ACC)

Player	AB	R	H	RBI	BB	SO	PO	A	LOB
Greg Mangum 2b	5	0	2	0	0	0	2	2	0
Chad Prosser ss	5	1	1	0	0	0	0	2	1
Jeremy Cleveland rf	5	1	1	0	0	3	3	0	0
Sean Farrell lf	4	0	1	0	0	2	2	0	1
Ryan Blake c	2	1	0	0	1	1	7	1	0
Sammy Hewitt dh	3	1	1	1	1	2	0	0	2
Chris Iannetta 1b	4	0	1	2	0	1	5	3	2
Justin Webb 3b	3	0	0	0	1	1	2	1	0
Mell Adams cf	2	0	0	0	0	1	2	0	0
Mike Daniel ph/cf	2	0	0	0	0	1	0	0	2
Garry Bakker p	0	0	0	0	0	0	0	2	0
Jonathan Hovis p	0	0	0	0	0	0	0	0	0
Zack Zuercher p	0	0	0	0	0	0	0	0	0
Michael Gross p	0	0	0	0	0	0	1	0	0
Kevin Brower p	0	0	0	0	0	0	0	0	0
Totals	35	4	7	3	3	12	24	11	8

FLORIDA STATE 8 (27-4,5-2 ACC)

Player	AB	R	H	RBI	BB	SO	PO	A	LOB
Stephen Drew ss	6	2	1	1	0	1	0	2	3
Eddy Martinez-Esteve 3b	5	2	4	2	0	0	1	2	0
Tony Richie c	4	1	2	3	1	0	12	0	0
Derrick Smith dh	4	0	1	1	1	1	0	0	1
Chris Hart 1b	3	0	2	1	1	0	6	1	2
Blake Balkcom rf	3	0	0	0	1	1	1	0	6
Bryan Zech 2b	3	0	0	0	0	1	3	0	2
Daniel Wardell lf	4	1	0	0	1	1	1	0	0
Matt Sauls cf	2	2	1	0	1	1	2	0	0
Trent Peterson p	0	0	0	0	0	0	0	2	0
Rhett James p	0	0	0	0	0	0	1	1	0
Hunter Jones p	0	0	0	0	0	0	0	1	0
Totals	34	8	11	8	6	6	27	9	14

Score by Innings

	R	H	E
North Carolina	000	002	020
Florida State	030	220	10X

E - Mangum, G. 3 (6); Martinez-Esteve (13). **LOB** - Tar Heels 8; Seminoles 14. **2B** - Mangum, G. (4); Prosser, C. (7); Hewitt, S. (5); Matt Sauls (5). **HR** - Richie (5). **HBP** - Blake, R.; Hart; Balkcom; Zech; Matt Sauls. **SH** - Zech (2); Matt Sauls (3). **SB** - Prosser, C. (6); Drew (24); Matt Sauls (7). **CS** - Drew (1).

North Carolina	IP	H	R	ER	BB	SO	AB	BF
Garry Bakker	3.2	7	5	5	4	4	17	24
Jonathan Hovis	1.0	0	2	0	0	1	5	6
Zack Zuercher	1.1	1	0	0	0	0	5	5
Michael Gross	1.1	3	1	1	1	0	5	8
Kevin Brower	0.2	0	0	0	1	1	2	3

Florida State	IP	H	R	ER	BB	SO	AB	BF
Trent Peterson	5.2	4	2	2	2	9	21	24
Rhett James	2.1	3	2	0	1	2	11	12
Hunter Jones	1.0	0	0	0	0	1	3	3

Win - Trent Peterson (5-0). **Loss** - Garry Bakker (2-2). **Save** - None. **WP** - James(3). **HBP** - by Bakker, G. (Hart); by Bakker, G. (Zech); by Hovis, J. (Matt Sauls); by Peterson (Blake, R.); by Gross, M. (Balkcom). **PB** - Blake, R.(1). **Umpires** - **HP**: Ken Couch **1B**: John Magnusson **3B**: Steve Manders **Start**: 7:07 **Time**: 2:42 **Attendance**: 3532

Game notes: FSU extends ACC home winning streak record to 30 games. Martinez-Esteve records a career-high with four hits. Seminoles now 21-0 at Dick Howser Stadium in 2003.

Game 32

North Carolina at Florida State Mar 29, 2003 at Tallahassee, FL (Dick Howser)

NORTH CAROLINA 8 (19-8,3-2 ACC)

Player	AB	R	H	RBI	BB	SO	PO	A	LOB
Greg Mangum 2b	5	1	3	3	0	0	3	3	0
Chad Prosser ss	4	0	3	2	0	1	3	3	0
Jeremy Cleveland 1b	5	0	0	0	0	2	8	0	4
Sean Farrell lf	5	1	1	0	0	2	0	0	1
Ryan Blake rf	5	0	1	0	0	2	3	1	0
Chris Iannetta c	5	1	1	1	0	1	3	0	0
Sammy Hewitt dh	5	1	2	0	0	2	0	0	1
Justin Webb 3b	4	2	1	1	0	1	3	5	2
Mell Adams cf	4	2	1	1	0	2	4	0	0
Daniel Moore p	0	0	0	0	0	0	0	0	0
Matt Danford p	0	0	0	0	0	0	0	0	0
Scott Senatore p	0	0	0	0	0	0	0	1	0
Whitley Benson p	0	0	0	0	0	0	0	0	0
Totals	42	8	13	8	0	13	27	13	8

FLORIDA STATE 4 (27-5,5-3 ACC)

Player	AB	R	H	RBI	BB	SO	PO	A	LOB
Stephen Drew ss	6	0	2	0	0	0	1	1	4
Eddy Martinez-Esteve 3b	3	1	3	0	2	0	1	0	0
Tony Richie c	5	0	0	0	0	0	13	0	1
Chris Hart 1b	4	0	1	0	1	0	3	0	2
Aaron Cheesman dh	3	1	1	0	1	1	0	0	2
Kevin Richmond pr/dh	0	1	0	0	1	0	0	0	0
Blake Balkcom rf	3	1	2	2	1	1	2	0	0
Bryan Zech 2b	2	0	0	0	2	1	0	0	0
Daniel Wardell lf	2	0	0	1	0	0	1	0	0
Derrick Smith ph/lf	2	0	1	1	0	0	1	0	3
Matt Sauls cf	3	0	0	0	2	0	5	0	3
Matt Lynch p	0	0	0	0	0	0	0	0	0
Eddie Cannon p	0	0	0	0	0	0	0	1	0
Mark Sauls p	0	0	0	0	0	0	0	0	0
Totals	33	4	10	4	10	3	27	2	15

Score by Innings

	R	H	E
North Carolina	000	500	030
Florida State	000	101	101

E - Webb, J. (5); Danford, M.(1); Drew(6); Martinez-Esteve (14); Zech (6). **DP** - Tar Heels 3. **LOB** - Tar Heels 8; Seminoles 15. **2B** - Mangum, G. (5); Prosser, C. (8); Farrell, S. (8); Iannetta, C. (4); Adams, M. (1). **HR** - Balkcom (1). **HBP** - Balkcom; Zech. **SF** - Prosser, C. (4); Smith (2). **SB** - Blake, R. (5).

North Carolina	IP	H	R	ER	BB	SO	AB	BF
Daniel Moore	5.0	7	2	2	3	2	21	24
Matt Danford	1.1	2	1	1	3	0	5	8
Scott Senatore	2.1	1	1	1	3	1	6	12
Whitley Benson	0.1	0	0	0	1	0	1	2

Florida State	IP	H	R	ER	BB	SO	AB	BF
Matt Lynch	5.0	11	5	5	0	6	25	26
Eddie Cannon	3.0	2	3	0	0	5	13	13
Mark Sauls	1.0	0	0	0	0	2	4	4

Win - Daniel Moore (4-0). **Loss** - Matt Lynch (6-2). **Save** - Whitley Benson (2). **WP** - Moore, D.(2); Senatore, S.(2). **HBP** - by Senatore, S. (Balkcom); by Senatore, S. (Zech). **BK** - Moore, D.(1).

Umpires - **HP**: John Magnusson **1B**: Steve Manders **3B**: Ken Couch **Start**: 6:02 **Time**: 2:57 **Attendance**: 4023

Game notes: Seminoles lose their first home game of the season (21-1 at home in '03). FSU's 30-game ACC home winning streak snapped. Daniel Moore faced 1 batter in the 6th.

Game 33

North Carolina at Florida State Mar 30, 2003 at Tallahassee, FL (Dick Howser)

NORTH CAROLINA 1 (19-9,3-3 ACC)

Player	AB	R	H	RBI	BB	SO	PO	A	LOB
Greg Mangum 2b	3	0	0	0	1	2	3	4	1
Chad Prosser ss	4	0	1	0	0	0	4	2	0
Jeremy Cleveland 1b	3	0	0	0	1	0	6	1	1
Sean Farrell lf	4	0	2	0	0	1	1	0	0
Chris Iannetta c	4	0	0	0	0	1	6	0	2
Adam Weaver pr	0	0	0	0	0	0	0	0	0
Sammy Hewitt dh	4	1	2	1	0	0	0	0	0
Ryan Blake rf	4	0	1	0	0	1	0	0	0
Justin Webb 3b	4	0	1	0	0	0	1	1	3
Mell Adams cf	3	0	0	0	0	2	3	0	0
Adam Kalkhof p	0	0	0	0	0	0	0	0	0
Kevin Brower p	0	0	0	0	0	0	0	0	0
Zack Zuercher p	0	0	0	0	0	0	0	0	0
Totals	33	1	7	1	2	7	24	8	7

FLORIDA STATE 2 (28-5,6-3 ACC)

Player	AB	R	H	RBI	BB	SO	PO	A	LOB
Stephen Drew ss	4	0	2	0	0	0	2	5	1
Eddy Martinez-Esteve 3b	3	0	1	0	0	0	0	1	0
Tony McQuade lf	4	0	0	0	0	1	1	0	2
Tony Richie c	3	0	0	0	1	1	5	3	0
Jerrold Brown 1b	4	1	1	0	0	1	9	1	2
Blake Balkcom rf	3	0	0	0	0	1	3	0	0
Derrick Smith dh	3	0	1	1	0	1	0	0	0
Chris Hart 2b	2	1	1	0	1	0	2	2	1
Matt Sauls cf	2	0	1	1	0	0	5	0	0
Daniel Davidson p	0	0	0	0	0	0	0	0	0
Rhett James p	0	0	0	0	0	0	0	0	0
Daniel Hodges p	0	0	0	0	0	0	0	1	0
Totals	28	2	7	2	2	5	27	13	6

Score by Innings

	R	H	E
North Carolina	000	010	000
Florida State	010	001	00X

E - Brown (5). **DP** - Tar Heels 2; Seminoles 1. **LOB** - Tar Heels 7; Seminoles 6. **2B** - Martinez-Esteve (11). **3B** - Matt Sauls (1). **HR** - Hewitt, S. (5). **HBP** - Martinez-Esteve **SH** - Matt Sauls (4). **SB** - Brown (2). **CS** - Cleveland, J (3).

North Carolina	IP	H	R	ER	BB	SO	AB	BF
Adam Kalkhof	6.1	7	2	2	1	5	25	28
Kevin Brower	1.0	0	0	0	1	0	2	3
Zack Zuercher	0.2	0	0	0	0	0	1	1

Florida State	IP	H	R	ER	BB	SO	AB	BF
Daniel Davidson	6.1	6	1	1	1	6	24	25
Rhett James	1.0	0	0	0	1	1	2	3
Daniel Hodges	1.2	1	0	0	0	0	7	7

Win - Daniel Davidson (4-0). **Loss** - Adam Kalkhof (4-1). **Save** - Daniel Hodges (7). **HBP** - by Kalkhof, A. (Martinez-Esteve).

Umpires - **HP**: Steve Manders **1B**: Ken Couch **3B**: John Magnusson **Start**: 12:30 **Time**: 2:23 **Attendance**: 2353

Game notes: UNC head coach Mike Fox ejected in the bottom of the seventh inning.

Game 34

Wake Forest at Florida State Apr 4, 2003 at Tallahassee, FL (Dick Howser)

WAKE FOREST 5 (20-8,6-3 ACC)

Player	AB	R	H	RBI	BB	SO	PO	A	LOB
Adam Bourassa cf	5	0	2	1	0	0	3	0	0
Ryan Hubbard lf	5	1	1	0	0	1	1	0	2
Ryan Johnson rf	3	1	1	0	1	1	1	0	0
Jamie D'Antona 3b	4	1	2	3	0	1	1	0	1
Jeff Ruziecki 1b	4	1	2	0	0	0	7	0	2
Steve LeFavre dh	3	0	0	0	0	1	0	0	1
Brad Scioletti ph	1	0	0	0	0	1	0	0	0
Chris Getz 2b	4	1	1	0	0	2	2	3	0
Ben Ingold ss	4	0	1	1	0	1	1	2	0
Steven Malinowski c	4	0	0	0	0	2	8	1	0
Kyle Sleeth p	0	0	0	0	0	0	0	1	0
Totals	37	5	10	5	1	10	24	7	6

FLORIDA STATE 7 (29-5,7-3 ACC)

Player	AB	R	H	RBI	BB	SO	PO	A	LOB
Stephen Drew ss	4	2	2	0	1	2	0	5	0
Eddy Martinez-Esteve 3b	4	1	2	1	1	0	0	0	0
Tony McQuade lf	4	1	1	1	1	1	3	0	1
Tony Richie c	5	1	2	2	0	0	10	0	2
Jerrold Brown 1b	4	1	1	1	1	1	8	1	3
Chris Hart 2b	2	0	0	0	1	2	2	3	0
Derrick Smith dh	4	0	0	1	0	1	0	0	1
Blake Balkcom rf	3	1	2	1	1	0	1	0	0
Matt Sauls cf	4	0	1	0	0	1	2	0	3
Trent Peterson p	0	0	0	0	0	0	1	3	0
Daniel Hodges p	0	0	0	0	0	0	0	0	0
Totals	34	7	11	7	6	8	27	12	10

Score by Innings

	R	H	E
Wake Forest	003	000	002
Florida State	312	000	01X

E - D'Antona (7). **DP** - Demon Deacon 1. **LOB** - Demon Deacon 6; Seminoles 10. **2B** - Drew (8); Richie (15). **HR** - D'Antona (10). **SH** - Hart (3). **SB** - Hubbard (25); Drew (25).

Wake Forest	IP	H	R	ER	BB	SO	AB	BF
Kyle Sleeth	8.0	11	7	6	6	8	34	41

Florida State	IP	H	R	ER	BB	SO	AB	BF
Trent Peterson	8.0	6	3	3	1	7	30	31
Daniel Hodges	1.0	4	2	2	0	3	7	7

Win - Trent Peterson (6-0). **Loss** - Kyle Sleeth (6-1). **Save** - None. **BK** - Hodges(1). **PB** - Malinowski(14).

Umpires - **HP**: Scott Graham **1B**: Frank Sylvester **3B**: David Savage **Start**: 7:02 **Time**: 2:14 **Attendance**: 4516

Game notes: Florida State ends Kyle Sleeth consecutive win streak at 26. Sleeth ties Scott Nielsen of BYU (78, 82-83) for an NCAA record 26 consecutive wins. Trent Peterson retired his last 10 batters and 16-of-17.

Game 35

Wake Forest at Florida State Apr 5, 2003 at Tallahassee, FL (Dick Howser)

WAKE FOREST 2 (20-9,6-4 ACC)

Player	AB	R	H	RBI	BB	SO	PO	A	LOB
Adam Bourassa cf	4	0	2	0	0	0	2	0	0
Ryan Hubbard lf	2	1	1	0	0	0	1	0	0
Doug Riepe ph/lf	1	0	0	0	0	0	1	0	1
Jamie D'Antona 3b	1	1	0	0	3	0	1	3	0
Ryan Johnson rf	4	0	0	0	0	1	1	0	2
Brad Scioletti dh	4	0	1	1	0	1	0	0	2
Jeff Ruziecki 1b	3	0	0	0	1	1	7	2	1
Ben Ingold ss	4	0	1	0	0	1	2	3	0
Chris Getz 2b	4	0	1	0	0	0	2	2	0
Steven Malinowski c	3	0	0	0	0	1	6	0	0
Tim Morley p	0	0	0	0	0	0	0	1	0
Daniel Davidson p	0	0	0	0	0	0	0	0	0
Kirby Wedekind p	0	0	0	0	0	0	1	0	0
Totals	30	2	6	1	4	5	24	11	6

FLORIDA STATE 7 (30-5,8-3 ACC)

Player	AB	R	H	RBI	BB	SO	PO	A	LOB
Stephen Drew ss	5	0	1	0	0	0	2	3	0
Eddy Martinez-Esteve 3b	4	0	0	0	1	3	1	1	1
Matt DiBlasi p	0	0	0	0	0	0	0	0	0
Tony Richie c	4	1	1	0	0	0	5	0	1
Tony McQuade lf/cf	3	2	2	1	1	0	0	0	2
Jerrold Brown 1b	4	1	1	0	0	1	9	1	0
Blake Balkcom rf	3	0	0	0	1	0	2	0	0
Chris Hart 2b	3	1	2	2	1	0	3	3	0
Derrick Smith dh	3	0	1	1	0	1	0	0	3
Bryan Zech pr	0	1	0	0	0	0	0	0	0
Aaron Cheesman ph	0	0	0	0	1	0	0	0	0
Brandon Manasa pr/3b	0	0	0	0	0	0	0	0	0
Matt Sauls cf	3	1	2	2	0	0	5	0	0
Daniel Wardell ph/lf	1	0	0	0	0	1	0	0	0
Matt Lynch p	0	0	0	0	0	0	4	0	0
Hunter Jones p	0	0	0	0	0	0	0	0	0
Totals	33	7	10	6	5	6	27	12	7

Score by Innings	R	H	E
Wake Forest	200	000	000
Florida State	010	105	00X

E - Ingold (9); Drew (7); Martinez-Esteve (15); Matt Sauls (1). **DP** - Demon Deacon 1; Seminoles 3. **LOB** - Demon Deacon 6; Seminoles 7. **2B** - McQuade (8); Brown (8). **3B** - Hart (1). **HR** - McQuade (4); Matt Sauls (3). **SH** - Hubbard (7). **SB** - Drew (26); Zech (4); Matt Sauls (8).

Wake Forest	IP	H	R	ER	BB	SO	AB	BF
Tim Morley	5.0	6	4	3	2	4	21	23
Daniel Davidson	0.1	4	3	3	1	0	5	6
Kirby Wedekind	2.2	0	0	0	2	2	7	9

Florida State	IP	H	R	ER	BB	SO	AB	BF
Matt Lynch	6.0	5	2	1	3	3	21	25
Hunter Jones	2.0	1	0	0	0	1	7	7
Matt DiBlasi	1.0	0	0	0	1	1	2	3

Win - Matt Lynch (7-2). **Loss** - Tim Morley (2-2). **Save** - None. **WP** - Morley(2). **BK** - Davidson(3).

Umpires - **HP**: Frank Sylvester **1B**: David Savage **3B**: Scott Graham **Start**: 7:07 **Time**: 2:43 **Attendance**: 3438

Game notes: FSU's Matt Lynch now fourth in ACC history with 36 career victories. Morley faced 2 batters in the 6th.

Game 36

Wake Forest at Florida State Apr 6, 2003 at Tallahassee, FL (Dick Howser)

WAKE FOREST 7 (20-10,6-5 ACC)

Player	AB	R	H	RBI	BB	SO	PO	A	LOB
Adam Bourassa cf	5	2	2	1	0	0	3	0	1
Ryan Hubbard lf	5	2	4	0	0	0	2	1	0
Jamie D'Antona 3b	4	1	2	2	1	2	1	2	0
Ryan Johnson rf	4	1	2	2	0	0	1	0	0
Brad Scioletti dh	3	0	1	1	0	1	0	0	1
Steve LeFavre ph	0	0	0	1	1	0	0	0	0
Jeff Ruziecki 1b	5	0	0	0	0	0	10	0	6
Ben Ingold ss	3	0	0	0	1	1	1	5	0
Chris Getz 2b	3	0	1	0	0	0	1	0	0
Steven Malinowski c	4	1	1	0	0	1	5	0	0
Adam Hanson p	0	0	0	0	0	0	0	3	0
Brian Bach p	0	0	0	0	0	0	0	0	0
Seth Hill p	0	0	0	0	0	0	0	0	0
Totals	36	7	13	7	3	5	24	11	8

FLORIDA STATE 10 (31-5,9-3 ACC)

Player	AB	R	H	RBI	BB	SO	PO	A	LOB
Stephen Drew ss	3	2	1	0	2	0	1	3	0
Eddy Martinez-Esteve 3b	5	2	1	0	0	1	2	4	0
Tony McQuade lf	4	3	3	2	0	1	2	0	3
Tony Richie c	4	2	2	5	0	0	4	2	1
Jerrold Brown 1b	5	0	2	2	0	1	12	0	0
Blake Balkcom rf	3	1	1	0	0	0	1	0	0
Chris Hart 2b	4	0	2	0	0	1	4	4	0
Derrick Smith dh	3	0	0	0	0	1	0	0	2
Aaron Cheesman ph	1	0	0	0	0	0	0	0	1
Matt Sauls cf	3	0	0	0	1	0	1	0	0
Daniel Davidson p	0	0	0	0	0	0	0	2	0
Kevin Lynch p	0	0	0	0	0	0	0	0	0
Hunter Jones p	0	0	0	0	0	0	0	0	0
Rhett James p	0	0	0	0	0	0	0	0	0
Daniel Hodges p	0	0	0	0	0	0	0	0	0
Totals	35	10	12	9	3	5	27	15	7

Score by Innings	R	H	E
Wake Forest	101	020	003
Florida State	213	001	03X

E - D'Antona (8); Ruziecki (2); Richie (4). **DP** - Demon Deacon 1; Seminoles 1. **LOB** - Demon Deacon 8; Seminoles 7. **2B** - Bourassa (9); Hubbard (7); Martinez-Esteve (12); McQuade (9); Richie (16); Balkcom (2). **3B** - McQuade (2). **HR** - Bourassa (3); D'Antona (11); Richie (6). **HBP** - Johnson; McQuade; Balkcom. **SH** - Getz (1). **SF** - LeFavre (2); Richie (2). **SB** - Hubbard (26); Johnson (1); McQuade (17). **CS** - Getz (4).

Wake Forest	IP	H	R	ER	BB	SO	AB	BF
Adam Hanson	6.0	11	7	5	2	4	27	31
Brian Bach	1.0	0	0	0	0	0	4	4
Seth Hill	1.0	1	3	3	1	1	4	6

Florida State	IP	H	R	ER	BB	SO	AB	BF
Daniel Davidson	6.0	10	4	4	2	3	25	28
Kevin Lynch	0.2	1	0	0	0	1	3	3
Hunter Jones	0.1	0	0	0	1	0	1	2
Rhett James	1.0	0	0	0	0	1	3	3
Daniel Hodges	1.0	2	3	2	0	0	4	6

Win - Daniel Davidson (5-0). **Loss** - Adam Hanson (4-2). **Save** - None. **HBP** - by Hanson (Balkcom); by Hill (McQuade); by Hodges (Johnson).

Umpires - **HP**: David Savage **1B**: Scott Graham **3B**: Frank Sylvester **Start**: 12:34 **Time**: 2:36 **Attendance**: 3397

Game notes: First time Wake Forest has been swept since 2001 (at Florida State).

Game 37

Clemson at Florida State Apr 11, 2003 at Tallahassee, FL (Dick Howser)

CLEMSON 8 (25-7,4-3 ACC)

Player	AB	R	H	RBI	BB	SO	PO	A	LOB
Zane Green rf	4	2	1	0	1	0	1	0	4
Russell Triplett ss	4	0	1	1	1	0	0	2	0
Michael Johnson 1b	4	0	1	0	1	1	4	1	0
Brad McCann 3b	5	0	3	2	0	2	0	1	2
Jeff Hourigan dh	5	1	1	0	0	1	0	0	2
Kyle Frank cf	5	1	1	0	0	2	1	0	2
Ryan Hub lf	5	1	1	0	0	2	1	0	0
Steve Pyzik c	4	2	2	2	1	0	15	0	0
David Slevin 2b	5	1	3	1	0	1	4	2	0
Tyler Lumsden p	0	0	0	0	0	0	1	0	0
Jeff Hahn p	0	0	0	0	0	0	0	0	0
Totals	41	8	14	6	4	9	27	6	10

FLORIDA STATE 4 (31-6,9-4 ACC)

Player	AB	R	H	RBI	BB	SO	PO	A	LOB
Stephen Drew ss	3	0	0	0	1	1	0	3	0
Eddy Martinez-Esteve 3b	4	2	2	1	0	2	1	2	0
Tony Richie c	4	1	2	3	0	2	10	2	0
Tony McQuade lf	4	0	0	0	0	3	1	0	2
Jerrold Brown 1b	4	0	1	0	0	1	7	0	0
Blake Balkcom rf	3	0	1	0	0	2	0	0	0
Chris Hart 2b	4	0	0	0	0	0	5	2	1
Aaron Cheesman dh	3	0	0	0	0	2	0	0	1
Derrick Smith ph	1	0	0	0	0	0	0	0	0
Matt Sauls cf	1	1	0	0	2	1	3	0	0
Trent Peterson p	0	0	0	0	0	0	0	0	0
Glen Simon p	0	0	0	0	0	0	0	0	0
Matt DiBlasi p	0	0	0	0	0	0	0	1	0
Eddie Cannon p	0	0	0	0	0	0	0	0	0
Totals	31	4	6	4	3	14	27	10	4

Score by Innings

	R	H	E
Clemson	002	105	000
Florida State	001	002	010

E - Drew (8); Brown 2 (7); Hart (7). **DP** - Tigers 2; Seminoles 1. **LOB** - Tigers 10; Seminoles 4. **2B** - Triplett (8); Hourigan (2); Richie (17); Brown (9). **3B** - Pyzik (1). **HR** - Martinez-Esteve (7); Richie (7). **HBP** - Balkcom. **SB** - Matt Sauls (9). **CS** - McCann (1); Hub (2).

Clemson	IP	H	R	ER	BB	SO	AB	BF
Tyler Lumsden	7.0	6	4	4	3	11	26	29
Jeff Hahn	2.0	0	0	0	0	3	5	6

Florida State	IP	H	R	ER	BB	SO	AB	BF
Trent Peterson	5.0	9	8	4	2	3	26	28
Glen Simon	2.0	3	0	0	2	3	8	10
Matt DiBlasi	1.0	1	0	0	0	2	4	4
Eddie Cannon	1.0	1	0	0	0	1	3	3

Win - Tyler Lumsden (7-0). **Loss** - Trent Peterson (6-1). **Save** - None. **HBP** - by Hahn (Balkcom).

Umpires - **HP**: Tony Maners **1B**: Scott Erby **3B**: Gerald Trexler **Start**: 7:07 **Time**: 3:01 **Attendance**: 4016

Game notes: Clemson ends FSU's nine-game winning streak in the series. Tyler Lumsden ties a career-high with 11 strikeouts. Peterson faced 5 batters in the 6th. Simon faced 1 batter in the 8th. Lumsden faced 1 batter in the 8th.

Game 38

Clemson at Florida State Apr 12, 2003 at Tallahassee, FL (Dick Howser)

CLEMSON 2 (25-8,4-4 ACC)

Player	AB	R	H	RBI	BB	SO	PO	A	LOB
Zane Green rf	4	0	1	0	1	2	1	0	2
Russell Triplett ss	4	0	1	0	0	1	1	5	3
Michael Johnson 1b	3	1	2	1	1	0	8	0	0
Brad McCann 3b	4	1	1	1	0	2	0	3	0
Jeff Hourigan dh	4	0	1	0	0	1	0	0	0
Kyle Frank cf	4	0	0	0	0	2	2	0	3
Brady Everett c	2	0	0	0	0	0	6	0	0
Herman Demmink ph	1	0	1	0	0	0	0	0	0
Steve Pyzik c	1	0	0	0	0	0	1	0	0
Roberto Valiente lf	4	0	0	0	0	2	2	0	0
David Slevin 2b	4	0	1	0	0	1	3	3	0
Patrick Hogan p	0	0	0	0	0	0	0	1	0
Aaron Trolia p	0	0	0	0	0	0	0	0	0
Totals	35	2	8	2	2	11	24	12	8

FLORIDA STATE 7 (32-6,10-4 ACC)

Player	AB	R	H	RBI	BB	SO	PO	A	LOB
Stephen Drew ss	3	2	2	1	2	0	1	4	0
Eddy Martinez-Esteve 3b	4	1	1	0	1	0	0	0	0
Tony McQuade lf	5	2	0	0	0	2	1	0	1
Tony Richie c	3	0	1	1	1	0	11	0	2
Jerrold Brown 1b	4	0	1	2	0	1	8	0	0
Chris Hart 2b	3	0	1	0	1	2	3	4	2
Derrick Smith dh	3	0	1	0	0	0	0	0	2
Bryan Zech pr/dh	1	1	0	0	0	1	0	0	0
Blake Balkcom rf	4	1	1	2	0	0	0	0	1
Matt Sauls cf	3	0	0	0	0	1	3	0	0
Matt Lynch p	0	0	0	0	0	0	0	1	0
Rhett James p	0	0	0	0	0	0	0	1	0
Daniel Hodges p	0	0	0	0	0	0	0	0	0
Totals	33	7	8	6	5	7	27	10	8

Score by Innings

	R	H	E
Clemson	010	001	000
Florida State	201	022	00X

E - Triplett (12); McCann 2 (7); Martinez-Esteve (16); Hart (8). **DP** - Tigers 1; Seminoles 2. **LOB** - Tigers 8; Seminoles 8. **2B** - Martinez-Esteve (13); Smith (10). **HR** - Johnson (7); McCann (5); Drew (4); Balkcom (2). **HBP** - Matt Sauls. **SB** - McQuade 3 (20); Richie (2); Matt Sauls (10).

Clemson	IP	H	R	ER	BB	SO	AB	BF
Patrick Hogan	5.0	5	6	5	4	5	21	25
Aaron Trolia	3.0	3	1	1	1	2	12	14

Florida State	IP	H	R	ER	BB	SO	AB	BF
Matt Lynch	5.0	6	2	2	1	4	20	21
Rhett James	3.0	2	0	0	1	5	11	12
Daniel Hodges	1.0	0	0	0	0	2	4	4

Win - Matt Lynch (8-2). **Loss** - Patrick Hogan (1-2). **Save** - None. **HBP** - by Trolia (Matt Sauls). **PB** - Everett (1); Richie (1).

Umpires - **HP**: Scott Erby **1B**: Gerald Trixler **3B**: Tony Maners **Start**: 7:07 **Time**: 2:49 **Attendance**: 4125

Game notes: Mike Martin ties Ron Fraser for eighth all-time with win number 1,271. Daniel Hodges is now tied for first at FSU with 111 career relief app. Stephen Drew's leadoff HR first since Karl Jermingan (2/20/00 at Florida). Jerrod Brown now 18-for-23 (.783) in his career with the bases loaded. M. Lynch faced 1 batter in the 6th. Hogan faced 1 batter in the 6th.

Game 39

Clemson at Florida State Apr 13, 2003 at Tallahassee, FL (Dick Howser)

CLEMSON 1 (25-9,4-5 ACC)

Player	AB	R	H	RBI	BB	SO	PO	A	LOB
Zane Green rf	4	0	0	0	0	1	3	1	2
Russell Triplett ss	3	0	0	0	0	0	2	5	0
Herman Demmink ph	1	0	0	0	0	0	0	0	0
Michael Johnson 1b	4	0	0	0	0	3	6	1	0
Brad McCann 3b	3	0	0	0	0	1	3	0	0
Roberto Valiente ph	1	0	1	0	0	0	0	0	0
Jeff Hourigan dh	4	0	1	0	0	1	0	0	1
Kyle Frank cf/lf	3	0	0	0	0	1	2	0	0
David Slevin 2b	3	1	3	0	0	0	1	3	0
Steve Pyzik c	2	0	0	0	0	0	5	0	1
Collin Mahoney ph/c	1	0	0	0	0	0	0	0	0
Ryan Hub lf	2	0	1	0	0	1	1	0	0
Garrick Evans ph/cf	1	0	0	1	0	0	0	0	0
Steven Jackson p	0	0	0	0	0	0	1	1	0
Kris Harvey p	0	0	0	0	0	0	0	0	0
Josh Cribb p	0	0	0	0	0	0	0	0	0
Brett Murphy p	0	0	0	0	0	0	0	1	0
Totals	32	1	6	1	0	8	24	12	4

FLORIDA STATE 8 (33-6,11-4 ACC)

Player	AB	R	H	RBI	BB	SO	PO	A	LOB
Stephen Drew ss	3	2	1	0	2	0	2	5	0
Eddy Martinez-Esteve 3b	3	1	2	1	1	1	0	1	0
Kevin Richmond ph/2b	1	0	0	0	0	0	2	2	2
Tony McQuade lf	4	0	0	0	0	1	2	0	1
Tony Richie c	4	0	0	0	0	1	7	0	1
Aaron Cheesman c	0	0	0	0	0	0	1	0	0
Jerrod Brown 1b	4	2	2	1	0	0	10	0	0
Blake Balkcom rf	3	0	1	0	0	0	2	1	0
Derrick Smith dh	1	0	0	0	0	0	0	0	0
Bryan Zech ph/dh	2	0	1	1	0	1	0	0	0
Daniel Wardell ph	1	0	0	0	0	0	0	0	0
Chris Hart 2b	3	2	2	1	0	0	1	1	2
Brandon Manasa 2b/3b	1	0	1	0	0	0	0	1	0
Matt Sauls cf	3	1	2	2	1	0	2	0	0
Daniel Davidson p	0	0	0	0	0	0	0	0	0
Hunter Jones p	0	0	0	0	0	0	0	0	0
Kevin Lynch p	0	0	0	0	0	0	0	1	0
Daniel Hodges p	0	0	0	0	0	0	0	0	0
Totals	33	8	12	6	4	4	27	12	6

Score by Innings

	C	F	R	H	E
Clemson	000	000	010	-	1 6 2
Florida State	123	101	00X	-	8 12 1

E - Triplett 2 (13); Martinez-Esteve (17). **DP** - Tigers 3; Seminoles 1. **LOB** - Tigers 4; Seminoles 6. **2B** - Slevin (3); Hart (5); Matt Sauls (6). **HBP** - Balkcom. **SB** - Drew (27); Matt Sauls (11).

Clemson	IP	H	R	ER	BB	SO	AB	BF
Steven Jackson	3.1	9	7	5	2	1	17	20
Kris Harvey	1.2	2	1	1	1	2	7	8
Josh Cribb	2.0	0	0	0	0	1	5	5
Brett Murphy	1.0	1	0	0	1	0	4	5

Florida State	IP	H	R	ER	BB	SO	AB	BF
Daniel Davidson	7.0	4	0	0	0	7	23	23
Hunter Jones	0.1	0	0	0	0	1	1	1
Kevin Lynch	0.2	1	1	0	0	0	4	4
Daniel Hodges	1.0	1	0	0	0	0	4	4

Win - Daniel Davidson (6-0). **Loss** - Steven Jackson (4-2). **Save** - None. **WP** - Murphy(4). **HBP** - by Jackson (Balkcom). **BK** - Jackson(2).

Umpires - **HP**: Gerald Trexler **1B**: Scott Erby **3B**: Tony Maners **Start**: 1:07 **Time**: 2:15 **Attendance**: 3107

Game notes: Davidson tied a career-high with seven strikeouts (struck out 5 of last 6). Davidson, now 12-0 for his career, faced just two over the minimum. Seminoles have won 11 of the last 12 meetings with Clemson.

Game 40

Jacksonville at Florida State Apr 16, 2003 at Tallahassee, FL (Dick Howser)

JACKSONVILLE 4 (17-20)

Player	AB	R	H	RBI	BB	SO	PO	A	LOB
Larry Best-Berfet 3b	5	2	2	0	0	1	1	1	0
Rob Hudson cf	5	0	1	1	0	0	2	0	1
Chad Hauseman lf	4	0	1	0	0	1	1	1	1
Clint Hart rf	3	0	1	1	1	2	4	0	0
Gordie Gronkowski 1b	4	0	0	0	0	3	6	0	2
Fernando Diaz dh	4	0	0	0	0	0	0	0	2
Orlando Diaz ss	3	1	0	0	0	1	0	1	0
Jon Galui c	3	1	2	0	0	0	9	1	0
Kris Andersen pr	0	0	0	0	0	0	0	0	0
Robby Cichra 2b	4	0	1	1	0	2	1	1	1
Josh Deel p	0	0	0	0	0	0	0	2	0
Brett Nagy p	0	0	0	0	0	0	0	0	0
James Murdock p	0	0	0	0	0	0	0	0	0
Bobby Bowman p	0	0	0	0	0	0	0	0	0
Totals	35	4	8	3	1	10	24	7	7

FLORIDA STATE 5 (34-6)

Player	AB	R	H	RBI	BB	SO	PO	A	LOB
Stephen Drew ss	4	0	0	0	1	1	1	5	3
Eddy Martinez-Esteve 3b	4	0	0	0	0	3	0	3	0
Tony McQuade lf	3	0	0	0	0	1	0	0	0
Tony Richie c/dh	3	0	1	0	1	0	0	0	0
Jerrod Brown 1b	2	1	0	0	1	0	12	1	4
Blake Balkcom rf	3	2	2	1	1	1	1	0	1
Chris Hart 2b	2	1	0	0	1	0	2	2	0
Aaron Cheesman dh/c	4	0	0	0	0	2	10	1	1
Matt Sauls cf	3	1	2	2	1	1	0	0	0
Mark Sauls p	0	0	0	0	0	0	1	1	0
Eddie Cannon p	0	0	0	0	0	0	0	1	0
Hunter Jones p	0	0	0	0	0	0	0	0	0
Kevin Lynch p	0	0	0	0	0	0	0	0	0
Daniel Hodges p	0	0	0	0	0	0	0	1	0
Totals	28	5	5	3	6	9	27	15	8

Score by Innings

	J	F	R	H	E
Jacksonville	001	201	000	-	4 8 2
Florida State	020	000	30X	-	5 5 3

E - Galui (3); Deel; Drew (9); Hart (9); Mark Sauls (3). **DP** - Seminoles 1. **LOB** - Dolphins 7; Seminoles 8. **2B** - Galui (4); Balkcom 2 (4). **HBP** - Diaz, O; McQuade; Brown; Hart. **SH** - Galui (6). **SB** - Best-Berfet (16); Hart (3); Matt Sauls (12). **CS** - Cichra (2).

Jacksonville	IP	H	R	ER	BB	SO	AB	BF
Josh Deel	6.0	3	4	3	3	7	20	25
Brett Nagy	0.2	1	1	1	1	2	3	5
James Murdock	0.2	1	0	0	1	0	3	4
Bobby Bowman	0.2	0	0	0	1	0	2	3

Florida State	IP	H	R	ER	BB	SO	AB	BF
Mark Sauls	4.0	7	3	1	1	3	20	21
Eddie Cannon	2.0	1	1	1	0	3	5	7
Hunter Jones	1.0	0	0	0	0	1	3	3
Kevin Lynch	1.0	0	0	0	0	2	3	3
Daniel Hodges	1.0	0	0	0	0	1	4	4

Win - Hunter Jones (2-0). **Loss** - Brett Nagy (3-2). **Save** - Daniel Hodges (8). **WP** - Deel(1); Nagy(3); Murdock(2). **HBP** - by Deel (Brown); by Cannon (Diaz, O); by Deel (Hart); by Nagy (McQuade). **BK** - Nagy (1).

Umpires - **HP**: Landon Davis **1B**: Al Davis **3B**: Bruce Ravan **Start**: 7:09 **Time**: 2:48 **Attendance**: 2059

Game notes: Daniel Hodges moves into a tie for second in FSU history with career appearance No. 113. Hodges in now fourth in ACC history with his 27th career save. Deel faced 2 batters in the 7th.

Game 41

Florida State at Miami Apr 18, 2003 at Coral Gables, FL (Mark Light)

FLORIDA STATE 4 (35-6)										
Player	AB	R	H	RBI	BB	SO	PO	A	LOB	
Stephen Drew ss	4	0	0	0	1	1	2	2	0	
Eddy Martinez-Esteve 3b	5	1	2	1	0	2	0	6	0	
Tony Richie c	5	0	2	0	0	1	4	2	1	
Tony McQuade lf	5	1	1	1	0	2	2	0	3	
Jerrod Brown 1b	3	1	1	0	0	0	10	1	2	
Blake Balkcom rf	4	1	1	1	0	2	0	0	0	
Chris Hart 2b	2	0	0	0	1	0	6	1	0	
Bryan Zech dh	2	0	0	1	0	0	0	0	1	
Matt Sauls cf	4	0	2	0	0	2	3	0	2	
Trent Peterson p	0	0	0	0	0	0	0	4	0	
Rhett James p	0	0	0	0	0	0	0	0	0	
Daniel Hodges p	0	0	0	0	0	0	0	0	0	
Totals	34	4	9	4	2	10	27	16	9	

MIAMI 2 (28-8)										
Player	AB	R	H	RBI	BB	SO	PO	A	LOB	
Danny Figueroa cf	3	1	2	0	1	0	3	0	0	
Adam Ricks 2b	4	0	2	0	0	0	1	0	0	
Ryan Braun ss	4	0	1	2	0	2	1	1	1	
Jim Burt 1b	4	0	1	0	0	0	6	0	2	
Erick San Pedro c	3	0	1	0	1	0	10	0	1	
Paco Figueroa pr	0	0	0	0	0	0	0	0	0	
Joey Hooft lf	2	0	0	0	1	1	2	0	0	
Gaby Sanchez 3b	4	0	0	0	0	0	2	0	0	
Brian Barton rf	4	0	1	0	0	1	4	0	2	
Alex Blanco dh	3	1	0	0	0	0	0	0	0	
J.D. Cockroft p	0	0	0	0	0	0	0	2	0	
Shawn Valdes-Fauli p	0	0	0	0	0	0	0	1	0	
Israel Chirino p	0	0	0	0	0	0	0	0	0	
Totals	31	2	8	2	3	4	27	6	6	

Score by Innings	R	H	E
Florida State	100	001	020
Miami	002	000	000

E - Martinez-Esteve (18); Hart (10). **DP** - Seminoles 3. **LOB** - Seminoles 9; Hurricanes 6. **2B** - Balkcom (5); Matt Sauls (7); Braun (8). **HR** - Martinez-Esteve (8); McQuade (5). **HBP** - Brown; Zech. **SH** - Hart (4); Hooft (1). **SF** - Zech(1). **SB** - Figueroa, D. (20). **CS** - Figueroa, D. (4); Ricks (4); San Pedro (3).

Florida State	IP	H	R	ER	BB	SO	AB	BF
Trent Peterson	7.2	6	2	2	3	3	26	29
Rhett James	0.1	0	0	0	0	1	1	1
Daniel Hodges	1.0	2	0	0	0	0	4	5

Miami	IP	H	R	ER	BB	SO	AB	BF
J.D. Cockroft	7.0	8	4	4	2	8	29	33
Shawn Valdes-Fauli	1.0	0	0	0	0	1	1	3
Israel Chirino	1.0	1	0	0	0	1	4	4

Win - Trent Peterson (7-1). **Loss** - J.D. Cockroft (6-1). **Save** - Daniel Hodges (9). **HBP** - by Cockroft (Zech); by Cockroft (Brown). **BK** - Cockroft(4). **Umpires** - **HP**: Paul Guillie **1B**: Mark Chapman **3B**: Eddie Loggins **Start**: 7:07 **Time**: 2:41 **Attendance**: 5084

Game notes: Daniel Hodges is now second in FSU history with 114 career appearances. Florida State has now won four straight at Miami. Cockroft faced 2 batters in the 8th.

Game 42

Florida State at Miami Apr 19, 2003 at Coral Gables, FL (Mark Light)

FLORIDA STATE 6 (36-6)										
Player	AB	R	H	RBI	BB	SO	PO	A	LOB	
Stephen Drew ss	4	2	1	0	1	0	1	4	0	
Eddy Martinez-Esteve 3b	3	1	1	2	1	0	1	1	0	
Tony Richie c	4	1	2	1	1	1	9	0	0	
Tony McQuade lf	3	1	1	0	0	1	0	0	2	
Jerrod Brown 1b	2	0	1	2	0	0	10	0	0	
Blake Balkcom rf	4	0	1	1	0	1	2	0	2	
Chris Hart 2b	4	0	0	0	0	1	2	4	1	
Bryan Zech dh	4	1	2	0	0	0	0	0	1	
Matt Sauls cf	3	0	0	0	0	1	2	0	0	
Matt Lynch p	0	0	0	0	0	0	0	0	0	
Kevin Lynch p	0	0	0	0	0	0	0	0	0	
Daniel Hodges p	0	0	0	0	0	0	0	0	0	
Totals	31	6	9	6	3	5	27	9	6	

MIAMI 4 (28-9)										
Player	AB	R	H	RBI	BB	SO	PO	A	LOB	
Danny Figueroa cf	3	2	1	1	1	1	4	0	0	
Adam Ricks 2b	4	1	2	3	0	0	3	1	0	
Ryan Braun ss	3	0	1	0	1	2	1	1	0	
Jim Burt 1b	4	0	0	0	0	0	7	1	2	
Erick San Pedro c	4	0	0	0	0	3	5	2	0	
Joey Hooft lf	4	0	0	0	0	1	2	0	0	
Brian Barton rf	4	0	2	0	0	0	4	0	0	
Gaby Sanchez 3b	4	1	1	0	0	0	1	1	2	
Alex Blanco dh	3	0	0	0	0	2	0	0	0	
Vince Bongiovanni p	0	0	0	0	0	0	0	1	0	
Alex Perez p	0	0	0	0	0	0	0	2	0	
Israel Chirino p	0	0	0	0	0	0	0	0	0	
George Huguet p	0	0	0	0	0	0	0	0	0	
Totals	33	4	7	4	2	9	27	9	4	

Score by Innings	R	H	E
Florida State	310	010	100
Miami	003	010	000

DP - Seminoles 1; Hurricanes 1. **LOB** - Seminoles 6; Hurricanes 4. **2B** - Drew (9); Richie (18); Barton (8). **HR** - Martinez-Esteve (9); Figueroa, D. (2); Ricks (3). **HBP** - Martinez-Esteve; Brown 2. **SH** - McQuade (1); Matt Sauls (5). **SB** - Balkcom (1); Sanchez (6). **CS** - Martinez-Esteve (3); Brown (3).

Florida State	IP	H	R	ER	BB	SO	AB	BF
Matt Lynch	6.0	7	4	4	2	6	24	26
Kevin Lynch	2.0	0	0	0	0	3	6	6
Daniel Hodges	1.0	0	0	0	0	0	3	3

Miami	IP	H	R	ER	BB	SO	AB	BF
Vince Bongiovanni	1.2	5	4	4	0	0	8	11
Alex Perez	4.2	2	2	2	1	3	15	18
Israel Chirino	0.1	1	0	0	1	0	2	3
George Huguet	2.1	1	0	0	1	2	6	7

Win - Matt Lynch (9-2). **Loss** - Vince Bongiovanni (5-3). **Save** - Daniel Hodges (10). **HBP** - by Bongiovanni (Brown); by Bongiovanni (Martinez-Esteve); by Perez (Brown). **BK** - Perez(4); Chirino(2). **Umpires** - **HP**: Mark Chapman **1B**: Eddie Loggins **3B**: Paul Guillie **Start**: 7:07 **Time**: 2:50 **Attendance**: 7347

Game 43

Florida State at Miami Apr 20, 2003 at Coral Gables, FL (Mark Light)

FLORIDA STATE 7 (36-6-1)

Player	AB	R	H	RBI	BB	SO	PO	A	LOB
Stephen Drew ss	5	0	0	0	1	1	0	2	0
Eddy Martinez-Esteve 3b	2	1	2	0	1	0	0	3	0
Kevin Richmond pr	0	1	0	0	0	0	0	0	0
Aaron Cheesman ph	1	0	0	0	0	0	0	0	3
Rhett James p	0	0	0	0	0	0	0	0	0
Eddie Cannon p	0	0	0	0	0	0	0	0	0
Brandon Manasa ph	1	0	0	0	0	1	0	0	0
Glen Simon p	0	0	0	0	0	0	0	0	0
Kevin Lynch p	0	0	0	0	0	0	0	0	0
Daniel Hodges p	0	0	0	0	0	0	0	0	0
Tony Richie c	5	1	1	0	0	0	10	1	0
Tony McQuade lf	5	2	5	3	0	0	2	1	0
Jerrold Brown 1b	4	1	0	0	1	0	5	0	0
Blake Balkcom rf/cf	5	0	2	3	0	0	1	1	3
Chris Hart 2b/3b	3	1	1	0	2	0	4	2	1
Bryan Zech dh/2b	5	0	1	0	0	0	4	3	1
Matt Sauls cf/rf	5	0	1	1	0	3	4	0	1
Daniel Davidson p	0	0	0	0	0	0	0	1	0
Hunter Jones p	0	0	0	0	0	0	0	0	0
Totals	41	7	13	7	5	5	30	14	9

MIAMI 7 (28-9-1)

Player	AB	R	H	RBI	BB	SO	PO	A	LOB
Danny Figueroa cf	5	1	4	0	1	0	9	0	0
Adam Ricks 2b	3	0	1	3	1	0	2	4	0
Ryan Braun ss	2	0	0	0	0	1	0	0	2
Paco Figueroa ss	2	0	1	1	0	0	3	2	2
Jim Burt 1b	5	0	1	1	0	2	6	2	4
Erick San Pedro dh/c	4	0	1	0	1	3	1	0	0
Brian Barton rf	5	1	0	0	0	0	2	0	2
Gaby Sanchez 3b	4	3	2	1	1	1	1	2	0
Greg Dini c	3	1	2	1	0	0	4	2	0
Joey Hooft pr	0	1	0	0	0	0	0	0	0
Alex Blanco ph	1	0	0	0	0	0	0	0	0
Matt Barket lf	3	0	1	0	0	1	1	0	1
Tom Shannon lf	2	0	2	0	0	0	0	0	0
Brandon Camardese p	0	0	0	0	0	0	1	1	0
Shawn Valdes-Fauli p	0	0	0	0	0	0	0	0	0
Israel Chirino p	0	0	0	0	0	0	0	0	0
George Huguet p	0	0	0	0	0	0	0	0	0
Totals	39	7	15	7	4	8	30	13	11

Score by Innings

	002	011	201	0	-	7	13	0
Florida State	002	011	201	0	-	7	13	0
Miami	021	102	010	0	-	7	15	2

E - Figueroa, P. 2 (15). **DP** - Seminole 2; Hurricanes 1. **LOB** - Seminole 9; Hurricanes 11. **2B** - Martinez-Esteve (14); Balkcom 2 (7); Figueroa, D. (3). **HR** - McQuade (6). **HBP** - Braun; Dini. **SH** - Ricks (8). **SF** - Ricks (6); Figueroa, P. (2). **SB** - Figueroa, D. (21); Barton (9). **CS** - Martinez-Esteve (4); McQuade (3); Balkcom (1).

Florida State	IP	H	R	ER	BB	SO	AB	BF
Daniel Davidson	3.2	6	4	4	3	2	15	20
Hunter Jones	1.1	0	0	0	0	3	4	4
Rhett James	0.1	3	2	2	1	0	4	5
Eddie Cannon	1.2	1	0	0	0	1	4	5
Glen Simon	0.0	0	1	1	0	0	0	1
Kevin Lynch	2.0	2	0	0	0	2	7	8
Daniel Hodges	1.0	3	0	0	0	0	5	5

Miami	IP	H	R	ER	BB	SO	AB	BF
Brandon Camardese	5.2	7	4	4	3	2	22	25
Shawn Valdes-Fauli	0.0	2	0	0	1	0	2	3
Israel Chirino	1.1	2	2	1	1	0	6	7
George Huguet	3.0	2	1	0	0	3	11	11

Win - None. **Loss** - None. **Save** - None. **HBP** - by Davidson (BRAUN); by Simon (DIND).

Umpires - **HP**: Eddie Loggins **1B**: Paul Guillie **3B**: Mark Chapman **Start**: 1:07
Time: 3:36 **Attendance**: 1891

Game notes: Tony McQuade sets a career-high with five hits. Daniel Hodges now tied for first in FSU history with his 116th career appearance. The tie is the first for FSU since a 5-5 tie vs. Miami (4/10/88).

Game 44

Miami at Florida State Apr 25, 2003 at Tallahassee, FL (Dick Howser)

MIAMI 0 (28-10-1)

Player	AB	R	H	RBI	BB	SO	PO	A	LOB
Danny Figueroa cf	4	0	2	0	0	1	4	0	0
Adam Ricks 2b	3	0	1	0	1	0	2	4	0
Ryan Braun ss	4	0	0	0	0	1	4	3	3
Jim Burt 1b	4	0	1	0	0	0	6	2	1
Paco Figueroa pr	0	0	0	0	0	0	0	0	0
Erick San Pedro c	4	0	1	0	0	1	5	0	0
Brian Barton rf	4	0	2	0	0	0	3	0	0
Gaby Sanchez 3b	3	0	0	0	1	0	0	1	1
Chiqui Chirino dh	2	0	0	0	0	2	0	0	0
Greg Dini ph/dh	1	0	0	0	0	0	0	0	2
Tom Shannon lf	3	0	0	0	0	0	0	0	0
J.D. Cockroft p	0	0	0	0	0	0	0	0	0
Totals	32	0	7	0	2	5	24	10	7

FLORIDA STATE 1 (37-6-1)

Player	AB	R	H	RBI	BB	SO	PO	A	LOB
Stephen Drew ss	3	1	1	1	1	2	4	5	0
Eddy Martinez-Esteve dh	1	0	0	0	0	0	0	0	0
Daniel Wardell ph/dh	3	0	1	0	0	1	0	0	4
Tony Richie c	3	0	0	0	1	0	5	1	0
Tony McQuade lf	4	0	1	0	0	0	1	0	1
Jerrold Brown 1b	4	0	0	0	0	0	11	0	1
Blake Balkcom rf	2	0	0	0	1	0	3	0	0
Chris Hart 3b	2	0	0	0	1	0	1	1	0
Bryan Zech 2b	2	0	2	0	0	0	1	2	0
Matt Sauls cf	3	0	0	0	0	2	1	0	1
Trent Peterson p	0	0	0	0	0	0	0	2	0
Kevin Lynch p	0	0	0	0	0	0	0	0	0
Rhett James p	0	0	0	0	0	0	0	0	0
Daniel Hodges p	0	0	0	0	0	0	0	0	0
Totals	27	1	5	1	4	5	27	11	7

Score by Innings

	000	000	000	-	0	7	2
Miami	000	000	000	-	0	7	2
Florida State	100	000	00X	-	1	5	0

E - San Pedro (3); Sanchez (16). **DP** - Hurricanes 2; Seminoles 1. **LOB** - Hurricanes 7; Seminoles 7. **2B** - Figueroa, D. (4); Zech (2). **HR** - Drew (5). **SH** - Zech (3). **SB** - Matt Sauls (13).

Miami	IP	H	R	ER	BB	SO	AB	BF
J.D. Cockroft	8.0	5	1	1	4	5	27	32

Florida State	IP	H	R	ER	BB	SO	AB	BF
Trent Peterson	6.2	4	0	0	2	5	23	25
Kevin Lynch	1.0	1	0	0	0	0	4	4
Rhett James	0.1	0	0	0	0	0	1	1
Daniel Hodges	1.0	2	0	0	0	0	4	4

Win - Trent Peterson (8-1). **Loss** - J.D. Cockroft (6-2). **Save** - Daniel Hodges (11). **BK** - Cockroft (5).

Umpires - **Home**: Tony Walsh **1st**: Paul Guillie **3rd**: Jacob Asher **Start**: 7:08
Time: 2:16 **Attendance**: 4705

Game notes: Daniel Hodges sets the Florida State record for career appearances with No. 117. This marks the first time Miami has been shutout in the last 118 games (4/27/01 - Virginia 5, Miami 0)

Game 45

Miami at Florida State Apr 26, 2003 at Tallahassee, FL (Dick Howser)

MIAMI 14 (29-10-1)	AB	R	H	RBI	BB	SO	PO	A	LOB
Danny Figueroa cf	6	1	1	0	0	0	3	1	2
Adam Ricks 2b	4	3	2	1	1	0	1	0	0
Joery Hooft ph/2b	1	0	1	0	0	0	0	1	0
Ryan Braun ss	3	4	2	2	1	0	2	2	0
Paco Figueroa ph/ss	1	1	1	0	1	0	1	0	0
Jim Burt 1b	6	1	3	4	0	0	5	2	2
Erick San Pedro dh	4	1	1	0	0	2	0	0	0
Matt Barket ph	1	0	0	0	0	0	0	0	0
Brian Barton rf	4	1	1	3	0	0	2	0	1
Gaby Sanchez 3b	4	1	1	0	1	0	2	2	0
Greg Dini c	5	0	0	0	0	0	6	1	3
Tom Shannon lf	5	1	2	1	0	0	4	0	0
Brandon Camardese p	0	0	0	0	0	0	1	1	0
Shawn Valdes-Fauli p	0	0	0	0	0	0	0	0	0
Israel Chirino p	0	0	0	0	0	0	0	0	0
Alex Blanco p	0	0	0	0	0	0	0	0	0
Totals	44	14	15	11	4	2	27	10	8

FLORIDA STATE 3 (37-7-1)	AB	R	H	RBI	BB	SO	PO	A	LOB
Stephen Drew ss	2	1	1	0	1	0	2	4	0
Kevin Richmond ph/ss	2	0	0	0	0	1	0	0	1
Tony McQuade lf	5	0	3	1	0	0	3	0	2
Tony Richie c	2	1	1	2	0	0	2	2	0
Aaron Cheesman ph/c	2	0	1	0	0	0	0	0	2
Jerrod Brown 1b	4	0	0	0	0	1	8	0	0
Matt DiBlasi p	0	0	0	0	0	0	0	0	0
Glen Simon p	0	0	0	0	0	0	0	0	0
Hunter Jones ph	1	0	0	0	0	1	0	0	0
Blake Balkcom rf	3	0	2	0	1	0	3	0	0
Chris Whidden rf	1	0	0	0	0	0	1	0	1
Chris Hart 3b	2	0	0	0	1	0	1	1	3
Brandon Manasa 3b	1	0	0	0	0	0	0	0	0
Bryan Zech 2b	1	0	1	0	3	0	2	4	0
Daniel Wardell dh/1b	3	1	1	0	0	1	2	0	2
Matt Sauls cf	4	0	0	0	0	2	2	0	0
Matt Lynch p	0	0	0	0	0	0	1	1	0
Eddie Cannon p	0	0	0	0	0	0	0	0	0
Mark Sauls p	0	0	0	0	0	0	0	0	0
Totals	33	3	10	3	6	6	27	12	11

Score by Innings	R	H	E
Miami	103	504	010
Florida State	101	001	000

E - Drew (10); Brown (8); Hart; Zech (7); Matt Sauls. **DP** - Hurricanes 1. **LOB** - Hurricanes 8; Seminoles 11. **2B** - Figueroa, D. (5); Braun (9); Shannon (2); McQuade (10); Balkcom (8); Zech (3). **3B** - Figueroa, P. (1). **HR** - Braun (10); Burt (9); Barton (5); Richie (8). **HBP** - Barton. **SH** - Wardell (2). **SF** - Richie (3). **CS** - Figueroa, D.; Barton (4).

Miami	IP	H	R	ER	BB	SO	AB	BF
Brandon Camardese	5.2	7	3	3	5	3	22	29
Shawn Valdes-Fauli	1.1	1	0	0	0	0	4	4
Israel Chirino	1.0	0	0	0	1	2	3	4
Alex Blanco	1.0	2	0	0	0	1	4	4

Florida State	IP	H	R	ER	BB	SO	AB	BF
Matt Lynch	5.0	8	9	1	3	2	25	28
Eddie Cannon	1.0	4	4	4	0	0	7	7
Mark Sauls	1.0	0	0	0	0	0	3	3
Matt DiBlasi	1.0	2	1	1	0	0	5	6
Glen Simon	1.0	1	0	0	1	0	4	5

Win - Brandon Camardese (6-0). **Loss** - Matt Lynch (9-3). **Save** - None. **WP** - Chirino (1); Simon 2 (2). **HB** - DiBlasi. **PB** - DINI (3); Cheesman (4). **Umpires - Home:** Paul Guillie **1st:** Jacob Asher **3rd:** Tony Walsh **Start:** 7:08 **Time:** 3:26 **Attendance:** 6056

Game notes: Crowd of 6,056 is the second-best in Dick Howser Stadium history.

Game 46

Miami at Florida State Apr 27, 2003 at Tallahassee, FL (Dick Howser)

MIAMI 0 (29-11-1)	AB	R	H	RBI	BB	SO	PO	A	LOB
Danny Figueroa cf	3	0	0	0	1	1	2	0	0
Adam Ricks 2b/3b	2	0	1	0	0	0	3	2	1
T.J. Hacker ph	1	0	1	0	0	0	0	0	0
Ryan Braun ss/3b	3	0	1	0	0	1	1	2	0
Chiqui Chirino rf	1	0	0	0	0	1	0	0	0
Jim Burt 1b	2	0	0	0	1	0	4	0	2
Greg Dini 1b	1	0	0	0	0	0	2	1	0
Brian Barton rf	2	0	0	0	0	0	3	0	0
Joery Hooft ph/lf	2	0	0	0	0	0	2	1	1
Erick San Pedro c	3	0	0	0	0	1	3	1	0
Gaby Sanchez 3b	2	0	0	0	0	0	1	0	1
Paco Figueroa ph/ss	1	0	0	0	0	0	0	2	0
Matt Barket dh	3	0	0	0	0	0	0	0	0
Tom Shannon lf/rf	3	0	1	0	0	0	1	0	0
Alex Perez p	0	0	0	0	0	0	1	0	0
Ryan Dixon p	0	0	0	0	0	0	0	0	0
Marcelo Albir p	0	0	0	0	0	0	1	1	0
Andrew Cohn p	0	0	0	0	0	0	0	0	0
Totals	29	0	4	0	2	4	24	10	5

FLORIDA STATE 12 (38-7-1)	AB	R	H	RBI	BB	SO	PO	A	LOB
Stephen Drew ss	1	3	1	0	4	0	0	6	0
Tony McQuade lf	3	3	1	2	1	0	1	0	0
Chris Whidden ph/lf	1	0	0	0	0	0	1	0	0
Tony Richie c	3	3	2	3	1	0	5	2	0
Jerrod Brown 1b	3	1	0	1	1	0	13	0	1
Blake Balkcom rf	2	1	1	1	0	0	0	0	0
Daniel Wardell rf	1	0	0	1	0	0	0	0	0
Chris Hart 3b	3	1	0	0	1	2	0	5	0
Bryan Zech 2b	3	0	2	1	0	0	3	2	0
Brandon Manasa ph/2b	1	0	0	0	0	0	0	0	0
Aaron Cheesman dh	3	0	1	0	1	1	0	0	1
Matt Sauls cf	4	0	0	0	0	0	4	0	2
Daniel Davidson p	0	0	0	0	0	0	0	0	0
Kevin Lynch p	0	0	0	0	0	0	0	1	0
Hunter Jones p	0	0	0	0	0	0	0	0	0
Daniel Hodges p	0	0	0	0	0	0	0	0	0
Totals	28	12	8	9	9	3	27	16	4

Score by Innings	R	H	E
Miami	000	000	000
Florida State	421	203	00X

E - Sanchez (17); Zech (8). **DP** - Hurricanes 1; Seminoles 3. **LOB** - Hurricanes 5; Seminoles 4. **2B** - Shannon (3); Drew (10); Richie (19); Zech (4). **HR** - McQuade (7); Richie (9). **HBP** - Ricks; Richie. **SF** - Brown (6); Wardell (1). **CS** - Ricks (5); Zech (2).

Miami	IP	H	R	ER	BB	SO	AB	BF
Alex Perez	2.2	6	7	6	3	0	13	17
Ryan Dixon	2.1	1	4	4	4	1	8	12
Marcelo Albir	2.0	1	1	1	0	2	5	7
Andrew Cohn	1.0	0	0	0	2	0	2	4

Florida State	IP	H	R	ER	BB	SO	AB	BF
Daniel Davidson	5.1	2	0	0	2	3	17	20
Kevin Lynch	1.2	1	0	0	0	0	5	5
Hunter Jones	1.0	0	0	0	0	0	3	3
Daniel Hodges	1.0	1	0	0	0	1	4	4

Win - Daniel Davidson (7-0). **Loss** - Alex Perez (0-2). **Save** - None. **WP** - Perez(1); Dixon(2). **HB** - Perez; Davidson. **BK** - Perez(5); Cohn(2).

Umpires - Home: Jacob Asher **1st:** Tony Walsh **3rd:** Paul Guillie **Start:** 1:07 **Time:** 2:18 **Attendance:** 5394

Game notes: First time since 1993 FSU has shutout Miami twice in a season. First time since 1975 FSU shutout Miami twice in Tallahassee. Florida State finishes the 2003 home schedule with a record of 30-3.

Game 47

Florida State at Georgia Tech May 2, 2003 at Atlanta, GA (Russ Chandler)

FLORIDA STATE 7 (39-7-1,12-4 ACC)

Player	AB	R	H	RBI	BB	SO	PO	A	LOB
Stephen Drew ss	3	1	1	1	2	0	3	2	0
Tony McQuade lf	5	0	1	1	0	0	6	0	1
Tony Richie c	2	2	0	0	3	0	7	1	0
Jerrold Brown 1b	5	1	1	1	0	1	4	3	3
Blake Balkcom rf	4	1	1	1	0	1	0	0	0
Daniel Wardell rf	0	0	0	0	0	0	0	0	0
Chris Hart 3b	4	0	2	2	0	1	0	0	0
Bryan Zech 2b	4	0	0	0	0	1	1	0	0
Aaron Cheesman dh	3	1	0	0	0	1	0	0	2
Matt Sauls cf	3	1	1	0	1	0	4	0	0
Trent Peterson p	0	0	0	0	0	0	0	1	0
Daniel Davidson p	0	0	0	0	0	0	2	1	0
Eddie Cannon p	0	0	0	0	0	0	0	0	0
Totals	33	7	7	6	6	5	27	8	6

GEORGIA TECH 1 (32-12,11-5 ACC)

Player	AB	R	H	RBI	BB	SO	PO	A	LOB
Eric Patterson 2b	3	0	0	0	0	0	2	3	0
Jake Hall 3b	4	0	2	1	0	1	0	0	0
Davis Myers 3b	0	0	0	0	0	0	0	0	0
Matt Murton lf	2	0	0	0	2	1	1	1	1
Clifton Remole 1b	4	0	0	0	0	2	9	0	2
Mike Nickeas c	2	0	0	0	2	0	5	0	0
Micah Owings dh	4	0	1	0	0	1	0	0	0
Jeremy Slayden rf	3	0	0	0	0	1	3	0	1
Brandon Boggs cf	3	0	0	0	0	1	6	0	1
Tyler Greene ss	3	1	1	0	0	0	1	4	0
Kyle Bakker p	0	0	0	0	0	0	0	1	0
Aaron Walker p	0	0	0	0	0	0	0	1	0
Jordan Crews p	0	0	0	0	0	0	0	0	0
Jeff Watchko p	0	0	0	0	0	0	0	0	0
Nick Wagner p	0	0	0	0	0	0	0	0	0
Totals	28	1	4	1	4	7	27	10	5

Score by Innings

	R	H	E
Florida State	001	001	500
Georgia Tech	000	001	000

E - Patterson, E (6); Hall, J. (11); Greene, T. (25). **DP** - Yellow Jacke 2. **LOB** - Seminoles 6; Yellow Jackets 5. **2B** - Balkcom (9). **3B** - Drew (6). **HBP** - Cheesman. **SH** - Patterson, E (1). **SB** - Drew (28). **CS** - Murton, M. (2).

Florida State	IP	H	R	ER	BB	SO	AB	BF
Trent Peterson	2.1	1	0	0	0	1	7	7
Daniel Davidson	5.2	3	1	1	4	4	18	23
Eddie Cannon	1.0	0	0	0	0	2	3	3

Georgia Tech	IP	H	R	ER	BB	SO	AB	BF
Kyle Bakker	3.0	2	1	1	3	1	9	13
Aaron Walker	3.1	3	5	3	3	3	15	18
Jordan Crews	0.0	1	1	1	0	0	1	1
Jeff Watchko	0.2	1	0	0	0	0	2	2
Nick Wagner	2.0	0	0	0	0	1	6	6

Win - Daniel Davidson (8-0). **Loss** - Kyle Bakker (7-1). **Save** - None. **HB** - Bakker, K.

Umpires - Home: John Magnusson **1st:** Scott Graham **3rd:** Scott Erby **Start:** 7:10
Time: 2:47 **Attendance:** 3261

Game notes:

The game was concluded on Saturday (5/3) after inclement weather postponed the game on Friday in the third inning. Florida State gives Kyle Bakker his first loss in last 19 starts. Jordan Crews faced 1 batter in the 7th.

Game 48

Florida State at Georgia Tech May 3, 2003 at Atlanta, GA (Russ Chandler)

FLORIDA STATE 4 (39-8-1,12-5 ACC)

Player	AB	R	H	RBI	BB	SO	PO	A	LOB
Stephen Drew ss	4	0	0	0	1	1	4	4	0
Tony McQuade lf/cf	5	0	1	0	0	2	0	0	2
Tony Richie c	4	1	1	0	0	1	13	1	0
Jerrold Brown 1b	3	2	1	2	1	0	8	0	0
Blake Balkcom rf/cf	4	1	2	2	0	0	1	0	0
Chris Hart 3b	4	0	0	0	0	2	1	1	0
Bryan Zech 2b	4	0	1	0	0	2	1	1	0
Aaron Cheesman dh	3	0	0	0	0	0	0	0	2
Derrick Smith ph	1	0	0	0	0	1	0	0	0
Matt Sauls cf/rf	4	0	1	0	0	0	0	0	0
Brandon Manasa rf	0	0	0	0	0	0	0	0	0
Daniel Wardell lf	0	0	0	0	0	0	0	0	0
Matt Lynch p	0	0	0	0	0	0	0	2	0
Rhett James p	0	0	0	0	0	0	0	1	0
Hunter Jones p	0	0	0	0	0	0	0	0	0
Kevin Lynch p	0	0	0	0	0	0	1	0	0
Totals	36	4	7	4	2	9	29	10	4

GEORGIA TECH 5 (33-12,12-5 ACC)

Player	AB	R	H	RBI	BB	SO	PO	A	LOB
Eric Patterson 2b	4	1	1	0	2	1	2	3	0
Jake Hall 3b	3	1	1	0	0	1	0	0	0
Steven Blackwood ph	0	0	0	0	1	0	0	0	0
Davis Myers 3b	1	0	0	0	0	1	0	1	0
Cameron Lane ph	1	0	1	0	0	0	0	0	0
Matt Murton lf	5	1	2	0	1	0	3	0	3
Mike Nickeas dh	5	0	1	2	0	1	0	0	1
Clifton Remole 1b	2	1	1	0	3	1	9	1	0
Tyler Greene ss	5	0	2	2	0	2	2	3	1
Jeremy Slayden rf	3	0	1	1	2	2	2	0	0
Andy Hawranick c	4	0	0	0	0	2	9	1	5
Brandon Boggs cf	3	1	0	0	2	2	2	0	2
Micah Owings p	0	0	0	0	0	0	1	0	0
Brian Burks p	0	0	0	0	0	0	0	1	0
Totals	36	5	10	5	11	13	30	10	15

Score by Innings

	R	H	E
Florida State	000	202	000
Georgia Tech	003	000	100

Note: 2 outs, 3 runners LOB when the game ended.

E - Drew(11). **DP** - Seminoles 2. **LOB** - Seminoles 4; Yellow Jacke 15. **2B** - Matt Sauls (8); Murton, M. (6). **HR** - Brown (2); Balkcom (3). **SH** - Hawranick, A (2). **SF** - Nickeas, M. (3). **SB** - Murton, M. (13). **CS** - McQuade (4); Remole, C.(4).

Florida State	IP	H	R	ER	BB	SO	AB	BF
Matt Lynch	4.1	4	3	3	7	4	15	23
Rhett James	2.0	1	1	0	3	2	6	10
Hunter Jones	1.0	1	0	0	0	2	4	4
Kevin Lynch	2.1	4	1	1	1	5	11	12

Georgia Tech	IP	H	R	ER	BB	SO	AB	BF
Micah Owings	8.0	7	4	4	2	5	30	32
Brian Burks	2.0	0	0	0	0	4	6	6

Win - Brian Burks (3-1). **Loss** - Kevin Lynch (2-1). **Save** - None. **BK** - M. Lynch(1).
Umpires - Home: Scott Graham **1st:** Scott Erby **3rd:** John Magnusson **Start:** 7:02
Time: 3:20 **Attendance:** 3463

Game 49

Florida State at Georgia Tech May 4, 2003 at Atlanta, GA (Russ Chandler)

FLORIDA STATE 12 (40-8-1,13-5 ACC)

Player	AB	R	H	RBI	BB	SO	PO	A	LOB
Stephen Drew ss	5	2	3	5	1	0	4	5	0
Tony McQuade lf	5	1	1	1	1	1	4	0	2
Tony Richie c	5	1	1	1	1	1	3	0	2
Jerrold Brown 1b	3	1	0	0	0	1	9	1	1
Blake Balkcom rf	3	3	2	1	1	0	5	0	0
Chris Hart 3b	2	1	0	0	1	0	0	2	0
Bryan Zech 2b	3	0	1	1	0	2	0	2	0
Aaron Cheesman dh	5	2	2	1	0	1	0	0	4
Matt Sauls cf	3	1	1	2	1	1	2	0	0
Trent Peterson p	0	0	0	0	0	0	0	1	0
Rhett James p	0	0	0	0	0	0	0	0	0
Daniel Hodges p	0	0	0	0	0	0	0	2	0
Totals	34	12	11	12	6	7	27	13	9

GEORGIA TECH 7 (33-13,12-6 ACC)

Player	AB	R	H	RBI	BB	SO	PO	A	LOB
Eric Patterson 2b	5	1	1	1	0	0	0	1	3
Jake Hall 3b	5	0	0	0	0	1	0	1	1
Matt Murton lf	5	1	1	3	0	0	1	0	0
Mike Nickeas c	4	0	0	0	1	0	7	1	0
Clifton Remole 1b	3	1	2	0	0	0	11	0	0
Micah Owings dh	4	1	1	0	0	1	0	0	0
Jeremy Slayden rf	3	1	2	2	0	0	1	0	2
Tyler Greene ss	4	1	2	0	0	1	1	3	0
Steven Blackwood cf	3	1	1	1	1	0	5	0	0
Kyle Bakker p	0	0	0	0	0	0	1	1	0
Chris Goodman p	0	0	0	0	0	0	0	0	0
Andrew Kown p	0	0	0	0	0	0	0	0	0
Jason Neighborgall p	0	0	0	0	0	0	0	2	0
Kyle Schmidt p	0	0	0	0	0	0	0	0	0
Ryan Self p	0	0	0	0	0	0	0	0	0
Totals	36	7	10	7	2	3	27	9	6

Score by Innings

	R	H	E
Florida State	001	322	400
Georgia Tech	004	300	000

E - Drew (12). **LOB** - Seminoles 9; Yellow Jaque 6. **2B** - Drew (11); Cheesman (2); Remole, C. (8); Slayden, J. (13); Blackwood, S (2). **3B** - Patterson, E (2). **HR** - Drew 2 (7); McQuade (8); Richie (10); Balkcom (4); Murton, M. (13); Slayden, J. (6). **HBP** - Brown 2; Balkcom; Hart; Remole, C.. **SH** - Hart (5); Zech (4); Matt Sauls (6). **SF** - Zech (2); Slayden, J. (3). **SB** - Hart (4); Zech (5); Greene, T. (13). **CS** - Patterson, E (5).

Florida State	IP	H	R	ER	BB	SO	AB	BF
Trent Peterson	3.2	7	7	4	0	1	18	19
Rhett James	1.0	0	0	0	1	2	3	5
Daniel Hodges	4.1	3	0	0	1	0	15	16

Georgia Tech	IP	H	R	ER	BB	SO	AB	BF
Kyle Bakker	3.2	2	4	4	1	2	11	17
Chris Goodman	0.1	2	1	1	1	0	3	4
Andrew Kown	1.1	3	3	3	0	2	6	7
Jason Neighborgall	1.2	3	4	4	2	2	7	11
Kyle Schmidt	1.0	1	0	0	1	0	4	5
Ryan Self	1.0	0	0	0	1	1	3	4

Win - Hodges (4-0). **Loss** - Andrew Kown (3-2). **Save** - None. **HB** - James; Bakker, K. 3; Neighborgall.

Umpires - Home: Scott Erby **1st:** John Magnusson **3rd:** Scott Graham **Start:** 1:35 **Time:** 3:02 **Attendance:** 3931

Game notes: Florida State has now won 6 of the last 7 meetings against Georgia Tech. Stephen Drew ties a career-high with five RBI and 2 home runs. Daniel Hodges' 4.1 innings of work ties a season high. Chris Goodman faced 1 batter in the 5th.

Game 50

Florida State at Jacksonville May 6, 2003 at Jacksonville, FL (Alexander Brest)

FLORIDA STATE 11 (41-8-1)

Player	AB	R	H	RBI	BB	SO	PO	A	LOB
Stephen Drew ss	4	4	3	1	1	0	1	0	1
Kevin Richmond ss	1	0	1	0	0	0	0	2	0
Tony McQuade rf	3	2	3	2	0	0	0	0	0
Daniel Wardell rf	2	0	0	1	0	0	0	0	2
Tony Richie dh	6	0	3	3	0	0	0	0	0
Jerrold Brown 1b	6	0	2	1	0	0	6	0	0
Chris Hart 3b	3	0	0	0	0	1	0	1	1
Brandon Manasa 3b	3	0	2	0	0	1	0	1	2
Aaron Cheesman c	5	2	2	0	1	0	11	1	3
Bryan Zech 2b	5	1	1	1	0	1	4	3	5
Derrick Smith lf	5	2	3	2	0	1	1	0	0
Matt Sauls cf	4	0	0	0	0	1	4	0	0
Mark Sauls p	0	0	0	0	0	0	0	0	0
Eddie Cannon p	0	0	0	0	0	0	0	0	0
Matt DiBlasi p	0	0	0	0	0	0	0	0	0
Hunter Jones p	0	0	0	0	0	0	0	0	0
Totals	47	11	20	11	2	5	27	8	14

JACKSONVILLE 3 (24-25)

Player	AB	R	H	RBI	BB	SO	PO	A	LOB
Larry Best-Berfet 2b	4	1	1	0	0	1	4	3	1
Tom Alford ss	2	0	0	0	0	2	0	1	1
Brett Nagy 3b	2	0	0	0	0	1	0	1	0
Clint Hart lf	4	0	1	0	0	1	2	0	0
Gordie Gronkowski dh	3	1	1	0	0	2	0	0	1
Fernando Diaz ph	1	0	0	0	0	0	0	0	0
Rob Hudson cf	3	0	2	2	0	0	1	0	0
Kris Andersen cf	1	0	0	0	0	1	0	0	0
Orlando Diaz 3b/ss	4	1	1	1	0	0	2	2	1
Chris Kelly rf	4	0	2	0	0	2	5	0	0
Donald Brucke 1b	4	0	0	0	0	0	7	0	0
Jon Galui c	3	0	2	0	0	1	5	2	1
Chris Turner c	0	0	0	0	0	0	1	0	0
Ryan Courson p	0	0	0	0	0	0	0	0	0
Kyle DeVries p	0	0	0	0	0	0	0	0	0
Dustin Bolton p	0	0	0	0	0	0	0	0	0
Patrick Sitkins p	0	0	0	0	0	0	0	0	0
D.J. Kaercher p	0	0	0	0	0	0	0	0	0
Bobby Bowman p	0	0	0	0	0	0	0	0	0
Totals	35	3	10	3	0	11	27	9	5

Score by Innings

	R	H	E
Florida State	201	500	210
Jacksonville	000	002	001

E - Diaz, O 2 (17). **DP** - Seminoles 1. **LOB** - Seminoles 14; Dolphins 5. **2B** - Drew (12); McQuade 2 (11); Richie (20); Cheesman (3); Zech (5); Smith (11); Hudson (12). **3B** - Drew (7). **HR** - Diaz, O (8). **HBP** - Zech. **SH** - Matt Sauls (7). **SF** - Wardell (2). **SB** - Drew (29); Hart (13). **CS** - Hudson (4).

Florida State	IP	H	R	ER	BB	SO	AB	BF
Mark Sauls	5.0	4	0	0	0	8	18	18
Eddie Cannon	1.0	3	2	2	0	1	6	6
Matt DiBlasi	1.0	2	0	0	0	0	4	4
Hunter Jones	2.0	1	1	1	0	2	7	7

Jacksonville	IP	H	R	ER	BB	SO	AB	BF
Ryan Courson	3.0	7	5	5	0	2	16	16
Kyle DeVries	0.1	4	3	3	1	0	4	6
Dustin Bolton	3.1	4	2	2	1	1	14	17
Patrick Sitkins	1.0	3	1	0	0	1	7	7
D.J. Kaercher	0.1	0	0	0	0	0	1	1
Bobby Bowman	1.0	2	0	0	0	1	5	5

Win - Mark Sauls (4-0). **Loss** - Ryan Courson (1-4). **Save** - None. **HB** - Bolton. **Umpires - Home:** John Cospito **1st:** Tony Maners **3rd:** John Lemons **Start:** 6:03 **Time:** 2:40 **Attendance:** 2076

Game notes: The Seminoles' 20 hits are a season-high. Mark Sauls ties a career-high with eight strikeouts. Courson faced 2 batters in the 4th.

Game 51

Florida State at Maryland May 9, 2003 at College Park, MD (Shipley)

FLORIDA STATE 15 (42-8-1,14-5 ACC)

Player	AB	R	H	RBI	BB	SO	PO	A	LOB
Stephen Drew ss	4	3	2	1	2	0	1	3	0
Tony McQuade lf	4	2	3	5	0	1	2	0	0
Derrick Smith ph/lf	1	1	1	1	0	0	0	0	0
Tony Richie c	4	0	1	0	1	1	5	0	0
Kevin Richmond pr	0	0	0	0	0	0	0	0	0
Daniel Wardell ph	1	0	0	0	0	0	0	0	0
Matt DiBlasi p	0	0	0	0	0	0	0	0	0
Jerrold Brown 1b	6	2	3	1	0	1	11	0	1
Blake Balkcom rf	6	1	2	3	0	1	3	0	0
Aaron Cheesman dh/c	5	2	3	1	1	1	1	0	0
Chris Hart 3b	3	0	2	2	0	1	1	1	1
Eddy Martinez-Esteve ph	1	0	0	0	0	1	0	0	2
Brandon Manasa 3b	1	0	1	1	0	0	0	0	0
Bryan Zech 2b	5	2	1	0	1	1	3	7	2
Matt Sauls cf	5	2	2	0	0	2	0	0	5
Trent Peterson p	0	0	0	0	0	0	0	1	0
Kevin Lynch p	0	0	0	0	0	0	0	0	0
Totals	46	15	21	15	5	10	27	12	11

MARYLAND 4 (19-30,6-15 ACC)

Player	AB	R	H	RBI	BB	SO	PO	A	LOB
Mike Costantino 3b	5	0	1	0	0	2	1	2	0
Anthony Buffone rf	3	0	2	1	1	0	2	0	0
Ray Gemmill 1b	4	1	1	1	0	0	6	0	1
Justin Maxwell cf	3	0	1	0	1	1	1	0	1
Will Frazier dh	4	0	3	0	0	0	0	0	0
Brian Jarosinski lf	4	0	0	0	0	0	2	1	2
Joe Sargent 2b	4	1	1	0	2	1	2	1	1
Bobby Ryan c	3	1	0	0	1	0	10	2	1
Matt Maropis ss	4	1	1	0	0	1	4	0	0
Chris Clem p	0	0	0	0	0	0	0	0	0
Matt Basinger p	0	0	0	0	0	0	0	0	0
Brooks Norris p	0	0	0	0	0	0	0	0	0
Totals	34	4	10	3	3	6	27	7	6

Score by Innings	R	H	E				
Florida State	006	000	036	-	15	21	2
Maryland	100	030	000	-	4	10	2

E - Balkcom 2 (3); Clem (3); Norris (1). **DP** - Seminoles 3; Terrapins 1. **LOB** - Seminoles 11; Terrapins 6. **2B** - Drew(13); Smith (12); Balkcom (10); Cheesman 2 (5). **3B** - Drew (8). **HR** - McQuade (9); Balkcom (5); Sargent (5). **HBP** - McQuade; Hart. **SB** - Richie (3). **CS** - McQuade (5).

Florida State	IP	H	R	ER	BB	SO	AB	BF
Trent Peterson	6.1	9	4	3	3	5	26	29
Kevin Lynch	1.2	1	0	0	0	1	5	5
Matt DiBlasi	1.0	0	0	0	0	0	3	3

Maryland	IP	H	R	ER	BB	SO	AB	BF
Chris Clem	6.0	10	6	2	3	5	26	31
Matt Basinger	1.0	3	3	3	2	0	6	8
Brooks Norris	2.0	8	6	6	0	5	14	14

Win - Trent Peterson (9-1). **Loss** - Chris Clem (4-7). **Save** - None. **WP** - Norris(2). **HBP** - by Clem (McQuade); by Clem (Hart). **BK** - Basinger(2). **Umpires** - **HP**: Bryant Woodall **1B**: Danny Everett **3B**: Reid Churchill **Start**: 7:05 **Time**: 3:15 **Attendance**: 461

Game notes: Seminoles record a season-high 21 hits in tonight's game. Tony McQuade tied a career-high with five RBI. Aaron Cheesman tied a career-high with three hits. Blake Balkcom tied a career-high with three RBI. Basinger faced 4 batters in the 8th.

Game 52

Florida State at Maryland May 10, 2003 at College Park, MD (Shipley)

FLORIDA STATE 14 (43-8-1,15-5 ACC)

Player	AB	R	H	RBI	BB	SO	PO	A	LOB
Stephen Drew ss	6	1	2	1	0	1	0	2	2
Kevin Richmond ss	0	0	0	0	0	0	1	0	0
Tony McQuade lf	1	2	1	1	3	0	6	0	0
Derrick Smith pr/lf	1	0	0	0	0	0	2	0	0
Tony Richie c	5	1	1	0	0	1	6	0	0
Kevin Lynch ph	1	0	0	0	0	1	0	0	0
Daniel Hodges p	0	0	0	0	0	0	0	0	0
Jerrold Brown 1b	6	1	0	0	0	0	5	1	2
Blake Balkcom rf	4	2	2	3	0	1	1	0	1
Daniel Wardell ph/rf	1	1	1	0	0	0	0	0	0
Aaron Cheesman dh/c	4	1	1	1	0	0	2	0	2
Chris Hart 3b	2	1	0	0	0	0	0	0	0
Brandon Manasa 3b/2b	1	0	0	0	0	0	0	2	0
Bryan Zech 2b	4	2	3	3	0	0	2	1	1
Martinez-Esteve ph/3b	1	0	1	1	0	0	0	0	0
Matt Sauls cf	5	2	4	3	0	1	1	0	1
Matt Lynch p	0	0	0	0	0	0	1	1	0
Rhett James p	0	0	0	0	0	0	0	0	0
Hunter Jones p	0	0	0	0	0	0	0	0	0
Totals	42	14	16	13	3	5	27	7	8

MARYLAND 6 (19-31,6-16 ACC)

Player	AB	R	H	RBI	BB	SO	PO	A	LOB
Mike Costantino 3b	4	2	2	1	0	1	2	4	0
Anthony Buffone rf	4	0	1	1	0	0	2	0	0
Ray Gemmill 1b	4	2	2	3	0	1	8	0	1
Justin Maxwell cf	4	0	2	0	0	1	2	0	0
Will Frazier dh	3	0	0	1	0	2	0	0	1
Brian Jarosinski lf	4	0	0	0	0	0	2	1	0
Joe Sargent 2b	4	0	0	0	0	1	4	2	1
Bobby Ryan c	3	1	0	0	1	1	5	2	0
Matt Maropis ss	3	1	0	0	1	1	1	1	0
Sean Kane p	0	0	0	0	0	0	1	0	0
Josh Andrews p	0	0	0	0	0	0	0	0	0
Justin Hulse p	0	0	0	0	0	0	0	0	0
Seth Overbey p	0	0	0	0	0	0	0	0	0
Totals	33	6	7	6	2	8	27	10	3

Score by Innings	R	H	E				
Florida State	511	210	310	-	14	16	0
Maryland	103	001	100	-	6	7	3

E - Sargent (9); Maropis 2 (6). **LOB** - Seminoles 8; Terrapins 3. **2B** - Drew (14); Cheesman (6); Zech (6); Martinez-Esteve (15); Matt Sauls (9); Gemmill (11). **3B** - Zech (1). **HR** - McQuade (10); Matt Sauls (4); Costantino (2); Gemmill (8). **HBP** - McQuade; Hart. **SH** - Manasa (1). **SF** - Frazier (3). **SB** - Drew (30); Zech (6); Maropis (3). **CS** - Drew (2).

Florida State	IP	H	R	ER	BB	SO	AB	BF
Matt Lynch	6.0	6	5	5	1	3	23	25
Rhett James	1.0	1	1	1	1	3	4	5
Hunter Jones	1.0	0	0	0	0	0	3	3
Daniel Hodges	1.0	0	0	0	0	2	3	3

Maryland	IP	H	R	ER	BB	SO	AB	BF
Sean Kane	4.0	8	9	4	2	2	21	24
Josh Andrews	3.0	5	4	4	1	2	13	16
Justin Hulse	1.0	3	1	1	0	0	6	6
Seth Overbey	1.0	0	0	0	0	1	3	3

Win - Matt Lynch (10-3). **Loss** - Sean Kane (1-7). **Save** - None. **WP** - Kane(4); Hulse(2). **HBP** - by Kane (Hart); by Andrews (McQuade). **Umpires** - **HP**: Danny Everett **1B**: Reid Churchill **3B**: Bryant Woodall **Start**: 2:04 **Time**: 2:41 **Attendance**: 449

Game notes: Matt Sauls had a career-high four hits. Bryan Zech tied career-highs with three hits and three RBI.

Game 53

Florida State at Maryland May 11, 2003 at College Park, MD (Shipley)

FLORIDA STATE 17 (44-8-1,16-5 ACC)

Player	AB	R	H	RBI	BB	SO	PO	A	LOB
Stephen Drew ss	6	3	3	1	0	0	3	6	0
Tony McQuade lf	4	2	1	0	2	2	0	0	0
Tony Richie c	6	1	3	3	0	2	5	0	0
Jerrold Brown 1b	3	3	1	2	2	1	13	0	0
Blake Balkcom rf	6	2	2	2	0	1	2	0	1
Derrick Smith dh	3	0	1	0	0	2	0	0	3
Kevin Richmond pr	0	0	0	0	0	0	0	0	0
Eddy Martinez-Esteve ph	1	0	1	0	0	0	0	0	0
Daniel Wardell pr	0	0	0	0	0	0	0	0	0
Aaron Cheesman ph/c	1	1	1	1	0	0	0	0	0
Bryan Zech 2b	4	1	2	2	1	0	3	5	0
Brandon Manasa 3b	3	1	1	0	0	1	0	2	0
Chris Hart ph/3b	1	1	0	1	1	1	0	0	2
Matt Sauls cf	5	2	3	4	0	1	1	0	0
Daniel Davidson p	0	0	0	0	0	0	0	1	0
Kevin Lynch p	0	0	0	0	0	0	0	0	0
Daniel Hodges p	0	0	0	0	0	0	0	0	0
Totals	43	17	19	16	6	11	27	14	6

MARYLAND 7 (19-32,6-17 ACC)

Player	AB	R	H	RBI	BB	SO	PO	A	LOB
Mike Costantino 3b	4	0	0	0	1	1	0	1	0
Anthony Buffone rf	5	1	1	0	0	0	2	0	0
Ray Gemmill 1b	4	1	1	0	1	0	6	0	0
Will Frazier dh	5	3	2	0	0	0	0	0	0
Justin Maxwell cf	4	2	3	3	1	0	1	0	0
Brian Jarosinski lf	5	0	3	2	0	0	3	0	2
Joe Sargent 2b	2	0	0	1	2	1	2	3	1
Bobby Ryan c	4	0	0	1	0	0	11	1	3
Matt Maropis ss	4	0	0	0	0	3	2	3	2
Steve Schmoll p	0	0	0	0	0	0	0	0	0
Chris Bowen p	0	0	0	0	0	0	0	0	0
Matt Basinger p	0	0	0	0	0	0	0	0	0
Jared Stuart p	0	0	0	0	0	0	0	0	0
Brooks Norris p	0	0	0	0	0	0	0	0	0
Derek Hoffman p	0	0	0	0	0	0	0	0	0
Totals	37	7	10	7	5	5	27	8	8

Score by Innings

	R	H	E
Florida State	021	200	01(11)
Maryland	000	201	40

E - Drew (13); Balkcom (4). **DP** - Seminoles 1; Terrapins 2. **LOB** - Seminoles 6; Terrapins 8. **2B** - Drew 2 (16); Richie (21). **3B** - Matt Sauls (2); Maxwell (1). **HR** - Balkcom (6); Zech (1); Matt Sauls (5). **HBP** - Brown. **CS** - Zech (3).

Florida State	IP	H	R	ER	BB	SO	AB	BF
Daniel Davidson	5.1	5	3	3	4	3	20	24
Kevin Lynch	1.2	4	4	0	0	2	10	10
Daniel Hodges	2.0	1	0	0	1	0	7	8

Maryland	IP	H	R	ER	BB	SO	AB	BF
Steve Schmoll	7.0	8	5	5	2	8	26	29
Chris Bowen	0.2	2	1	1	1	1	4	5
Matt Basinger	0.1	2	3	3	1	1	3	4
Jared Stuart	0.0	3	3	3	0	0	3	3
Brooks Norris	0.1	1	2	2	1	0	2	3
Derek Hoffman	0.2	3	3	3	1	1	5	6

Win - Daniel Hodges (5-0). **Loss** - Matt Basinger (1-1). **Save** - None. **HBP** - by Schmoll (Brown).

Umpires - **HP**: Reid Churchill **1B**: Bryant Woodall **3B**: Danny Everett **Start**: 1:07 **Time**: 3:27 **Attendance**: 630

Game notes: FSU ties season-high for runs in an inning (11 in the 9th). Basinger faced 3 batters in the 9th. Stuart faced 3 batters in the 9th.

Game 54

Florida State at Duke (DH - Game 1) May 16, 2003 at Durham, NC (Jack Coombs)

FLORIDA STATE 11 (45-8-1,17-5 ACC)

Player	AB	R	H	RBI	BB	SO	PO	A	LOB
Stephen Drew ss	5	1	1	0	0	0	1	0	1
Tony McQuade lf	4	3	3	5	0	1	1	0	0
Derrick Smith lf	0	0	0	0	1	0	0	0	0
Tony Richie c/dh	3	1	1	1	1	0	9	1	1
Kevin Richmond ph	1	0	1	1	0	0	0	0	0
Matt DiBlasi p	0	0	0	0	0	0	0	0	0
Rhett James p	0	0	0	0	0	0	0	0	0
Jerrold Brown 1b	4	1	1	1	0	0	5	0	2
Blake Balkcom rf	4	1	1	2	0	0	2	0	0
Daniel Wardell rf	1	0	0	0	0	0	0	0	0
Aaron Cheesman dh/c	5	0	0	0	0	0	4	0	1
Chris Hart 3b	3	1	1	1	1	1	1	1	0
Brandon Manasa 3b	0	0	0	0	1	0	0	1	0
Bryan Zech 2b	3	2	2	0	1	0	2	2	0
Matt Sauls cf	5	1	2	0	0	0	2	0	2
Trent Peterson p	0	0	0	0	0	0	0	1	0
Mark Sauls p	0	0	0	0	0	0	0	0	0
Totals	38	11	13	11	5	2	27	6	7

DUKE 6 (16-32,2-19 ACC)

Player	AB	R	H	RBI	BB	SO	PO	A	LOB
Javier Socorro lf	4	1	1	0	1	2	2	0	0
Adam Murray ss	5	2	3	1	0	2	2	7	1
Brian Patrick rf	4	0	1	0	0	1	4	1	1
Tim Layden 1b	4	1	1	0	0	1	13	0	0
Troy Caradonna c	3	1	2	4	0	1	1	0	0
John Berger 3b	1	0	0	0	0	0	0	1	0
Brian Hernandez 3b/c	4	0	1	1	0	2	1	0	1
Lee Lawrence dh	4	0	0	0	0	3	0	0	2
Michael Golom 2b	3	1	0	0	0	0	2	5	0
Senterrio Landrum cf	4	0	0	0	0	1	2	0	0
Jeff Alleva p	0	0	0	0	0	0	0	0	0
Blake Walker p	0	0	0	0	0	0	0	1	0
Drew Jerdan p	0	0	0	0	0	0	0	0	0
Daniel Mangiapani p	0	0	0	0	0	0	0	0	0
Justin Dilucchio p	0	0	0	0	0	0	0	1	0
Totals	36	6	9	6	1	13	27	16	5

Score by Innings

	R	H	E
Florida State	500	014	010
Duke	000	203	100

E - Manasa (3); Michael Golo (11). **DP** - Seminoles 1; Blue Devils 2. **LOB** - Seminoles 7; Blue Devils 5. **2B** - Brown (10); Balkcom (11); Adam Murray (6); Tim Layden (13); Troy Caradon (11). **HR** - McQuade 2 (12). **HBP** - Brown; Zech; Michael Golo. **CS** - Javier Socor (4).

Florida State	IP	H	R	ER	BB	SO	AB	BF
Trent Peterson	5.0	4	2	2	0	9	18	18
Mark Sauls	2.0	4	4	4	1	2	10	12
Matt DiBlasi	0.0	1	0	0	0	0	1	1
Rhett James	2.0	0	0	0	0	2	7	7

Duke	IP	H	R	ER	BB	SO	AB	BF
Jeff Alleva	0.1	6	5	5	0	0	7	7
Blake Walker	5.0	3	4	3	3	1	17	21
Drew Jerdan	1.2	3	2	2	0	1	8	8
Daniel Mangiapani	0.2	0	0	0	1	0	1	2
Justin Dilucchio	1.1	1	0	0	1	0	5	7

Win - Trent Peterson (10-1). **Loss** - Jeff Alleva (3-7). **Save** - None. **WP** - Mark Sauls (2); Blake Walker (2). **HBP** - by Blake Walker (Brown); by Mark Sauls (Michael Golo); by Justin Diluc (Zech).

Umpires - **HP**: Randolph Harvey **1B**: Richie Tallent **3B**: Darrell Arnold **Start**: 1:02 **Time**: 2:28 **Attendance**: 347

Game 55

Florida State at Duke (DH - Game 2) May 16, 2003 at Durham, NC (Jack Coombs)

FLORIDA STATE 12 (46-8-1, 18-5 ACC)

Player	AB	R	H	RBI	BB	SO	PO	A	LOB
Stephen Drew ss	4	2	4	3	0	0	1	1	0
Kevin Richmond ss	2	0	0	0	0	1	1	1	2
Tony McQuade cf	2	0	0	1	3	2	1	0	0
Tony Richie c	3	1	1	1	1	0	7	0	0
Kevin Lynch p	0	0	0	0	0	0	0	0	0
Hunter Jones p	1	0	0	0	0	0	0	0	0
Rhett James p	0	0	0	0	0	0	0	0	0
Daniel Hodges p	0	0	0	0	0	0	0	0	0
Jerrod Brown 1b	5	2	2	2	0	0	6	0	3
Blake Balkcom rf	5	1	1	0	0	4	0	1	1
Bryan Zech 2b	3	1	1	1	1	1	2	0	0
Brandon Manasa 2b	1	0	0	0	0	0	1	1	0
Chris Hart 3b	4	1	1	1	1	0	0	3	1
Aaron Cheesman dh/c	5	2	3	3	0	1	2	0	0
Daniel Wardell lf	2	2	1	0	0	0	1	0	0
Derrick Smith ph/lf	2	0	0	0	0	1	1	0	0
Matt Lynch p	0	0	0	0	0	0	0	0	0
Glen Simon p	0	0	0	0	0	0	0	0	0
Totals	39	12	14	12	6	6	27	6	7

DUKE 7 (16-33, 2-20 ACC)

Player	AB	R	H	RBI	BB	SO	PO	A	LOB
Javier Socorro lf	4	1	1	0	1	0	1	0	0
Adam Murray ss	4	1	1	1	1	2	1	1	1
Brian Patrick rf	4	0	0	1	0	1	1	0	1
Tim Layden 1b	3	0	0	0	0	1	6	0	1
Lee Lawrence 1b	2	0	0	0	0	1	3	0	0
Troy Caradonna c	5	1	1	1	0	1	6	1	0
Drew Jerdan dh	4	1	1	0	0	0	0	0	0
John Berger 3b	4	1	2	3	0	1	2	4	1
Michael Golom 2b	4	1	2	0	0	0	2	3	3
Senterrio Landrum cf	3	1	0	0	1	2	5	0	0
Russell Durfee p	0	0	0	0	0	0	0	0	0
Kevin Thompson p	0	0	0	0	0	0	0	0	0
Paul DeMarco p	0	0	0	0	0	0	0	0	0
Jim Perry p	0	0	0	0	0	0	0	0	0
Totals	37	7	8	6	3	9	27	9	7

Score by Innings

	R	H	E
Florida State	045	003	000
Duke	000	000	700

E - Richmond 2 (4); John Berger (3). **DP** - Blue Devils 2. **LOB** - Seminoles 7; Blue Devils 7. **2B** - Balkcom (12); Zech (7); Hart (6); Wardell (3); Michael Golo (10). **HR** - Drew (8); John Berger (1). **HBP** - Wardell; Brian Patric. **SB** - McQuade (21). **CS** - Drew (3).

Florida State	IP	H	R	ER	BB	SO	AB	BF
Matt Lynch	5.0	5	0	0	1	5	20	21
Glen Simon	1.0	0	0	0	0	2	4	4
Kevin Lynch	0.0	2	5	3	2	0	2	5
Hunter Jones	1.0	1	2	0	0	1	5	5
Rhett James	1.0	0	0	0	0	1	3	3
Daniel Hodges	1.0	0	0	0	0	0	3	3

Duke	IP	H	R	ER	BB	SO	AB	BF
Russell Durfee	1.2	5	4	4	1	2	9	11
Kevin Thompson	0.2	2	3	3	2	0	4	6
Paul DeMarco	3.2	6	5	3	1	1	16	17
Jim Perry	3.0	1	0	0	2	3	10	12

Win - Matt Lynch (11-3). **Loss** - Russell Durfee (0-4). **Save** - None. **HBP** - by Russell Durf (Wardell); by K. Lynch (Brian Patric). **Umpires** - **HP**: Richie Tallent **1B**: Darrell Arnold **3B**: Randolph Harvey **Start**: 4:20 **Time**: 2:31 **Attendance**: 347

Game notes: Florida State clinches the 2003 ACC regular season championship. The Seminoles have won three straight ACC regular season titles. (2001, 2002, 2003) K. Lynch faced 5 batters in the 7th.

Game 56

Florida State at Duke May 17, 2003 at Durham, NC (Jack Coombs)

FLORIDA STATE 15 (47-8-1, 19-5 ACC)

Player	AB	R	H	RBI	BB	SO	PO	A	LOB
Stephen Drew ss	3	2	2	3	1	1	1	4	0
Tony McQuade cf	3	2	2	1	2	1	1	0	1
Brandon Manasa ph/lf	1	0	0	1	0	0	0	0	0
Tony Richie dh/c	5	0	1	2	0	2	3	0	1
Jerrod Brown 1b	5	1	2	2	1	1	12	1	5
Blake Balkcom rf	6	2	2	1	0	0	0	1	0
Bryan Zech 2b	5	0	0	1	0	1	2	3	1
Aaron Cheesman c	4	2	2	0	0	0	6	1	1
Hunter Jones p	0	0	0	0	0	0	0	0	0
Kevin Richmond ph	1	0	0	0	0	0	0	0	0
Eddie Cannon p	0	0	0	0	0	0	0	0	0
Mark Sauls p	1	0	0	0	0	0	0	0	1
Matt DiBlasi p	0	0	0	0	0	0	0	0	0
Chris Hart 3b	1	4	1	0	3	0	1	4	0
Daniel Wardell lf/cf	3	2	1	0	0	0	1	0	0
Daniel Davidson p	0	0	0	0	0	0	0	0	0
Kevin Lynch p	0	0	0	0	0	0	0	2	0
Totals	38	15	13	11	7	6	27	16	10

DUKE 8 (16-34, 2-21 ACC)

Player	AB	R	H	RBI	BB	SO	PO	A	LOB
Javier Socorro lf	4	0	1	0	1	1	1	0	0
Adam Murray ss	5	1	0	1	0	1	0	4	2
Brian Patrick rf	5	2	2	0	0	0	3	0	1
Tim Layden p/dh	4	0	2	2	0	2	0	0	0
Troy Caradonna 1b	4	2	3	1	1	1	10	0	0
Blake Walker pr	0	0	0	0	0	0	0	0	0
John Berger 3b	5	1	1	1	0	0	0	4	0
Brian Hernandez c	5	1	4	1	0	0	7	0	1
Michael Golom 2b	3	1	1	0	0	0	4	3	3
Senterrio Landrum cf	3	0	0	1	0	2	2	0	0
Zach Schreiber p	0	0	0	0	0	0	0	1	0
Justin Dilucchio p	0	0	0	0	0	0	0	0	0
Jim Perry p	0	0	0	0	0	0	0	1	0
Totals	38	8	14	7	2	7	27	13	8

Score by Innings

	R	H	E
Florida State	313	010	520
Duke	003	220	100

E - Drew (14); Michael Golo (12); Zach Schreiber (1). **LOB** - Seminoles 10; Blue Devils 8. **2B** - Balkcom (13); Wardell (4); Brian Patric (13); Tim Layden (14); Troy Caradonna 2 (13). **3B** - Balkcom (1); Brian Patric (3). **HR** - Brown (3). **HBP** - Drew 2; Hart; Wardell. **SH** - Wardell (3); Michael Golo (4); Senterrio La (5). **SF** - Richie (4); Zech (3); Tim Layden (3). **SB** - Balkcom (2); Senterrio La (8).

Florida State	IP	H	R	ER	BB	SO	AB	BF
Daniel Davidson	4.0	9	7	5	1	5	20	23
Kevin Lynch	2.0	1	0	0	0	0	6	6
Hunter Jones	1.0	2	1	1	1	0	4	6
Eddie Cannon	1.0	1	0	0	0	1	4	4
Matt DiBlasi	1.0	1	0	0	0	1	4	4

Duke	IP	H	R	ER	BB	SO	AB	BF
Tim Layden	3.0	6	7	6	2	1	15	20
Zach Schreiber	3.0	4	5	5	4	4	12	18
Justin Dilucchio	1.1	2	3	3	1	0	5	8
Jim Perry	1.2	1	0	0	0	1	6	6

Win - Kevin Lynch (3-1). **Loss** - Tim Layden (0-7). **Save** - None. **WP** - Zach Schreiber (Hart); by Justin Diluc (Wardell).

Umpires - **HP**: Darrell Arnold **1B**: Randolph Harvey **3B**: Richie Tallent **Start**: 1:34 **Time**: 3:00 **Attendance**: 274

Game notes: Florida State ends the regular season with single digit losses for the first time since 1975. Davidson faced 3 batters in the 5th. Zach Schreiber faced 4 batters in the 7th.

Game 57

Duke vs Florida State May 22, 2003 at Salem, VA (Salem Memorial)

ACC Tournament - Game 1

DUKE 0 (17-35,3-22 ACC)

Player	AB	R	H	RBI	BB	SO	PO	A	LOB
Javier Socorro lf	3	0	1	0	0	0	1	0	1
Adam Murray ss	3	0	0	0	1	1	2	0	1
Brian Patrick rf	3	0	1	0	1	0	6	0	0
Tim Layden 1b	4	0	1	0	0	0	5	2	3
Lee Lawrence dh	4	0	0	0	0	3	0	0	0
John Berger 3b	4	0	0	0	0	1	1	2	1
Brian Hernandez c	4	0	0	0	0	1	3	2	1
Michael Golom 2b	3	0	2	0	0	0	2	1	0
Senterrio Landrum cf	3	0	1	0	0	2	2	0	0
Russell Durfee p	0	0	0	0	0	0	0	0	0
Blake Walker p	0	0	0	0	0	0	1	2	0
Drew Jerdan p	0	0	0	0	0	0	1	0	0
Totals	31	0	6	0	2	8	24	9	7

FLORIDA STATE 13 (48-8-1,20-5 ACC)

Player	AB	R	H	RBI	BB	SO	PO	A	LOB
Stephen Drew ss	5	1	1	0	0	0	1	4	0
Tony McQuade cf	4	2	3	2	1	0	2	0	1
Tony Richie c	4	0	2	1	0	0	7	0	0
Kevin Richmond pr/2b	0	1	0	0	0	0	0	0	0
Jerrold Brown 1b	4	2	1	2	1	1	7	0	0
Blake Balkcom rf	4	1	1	2	0	0	5	0	3
Chris Hart 3b	3	1	1	1	0	0	2	3	1
Brandon Manasa ph/3b	1	0	0	0	0	0	0	0	0
Bryan Zech 2b	5	2	2	0	0	1	2	2	1
Eddie Cannon p	0	0	0	0	0	0	0	0	0
Aaron Cheesman dh/c	3	1	1	1	0	0	1	0	0
Daniel Wardell lf	4	2	2	3	0	1	0	0	0
Matt Lynch p	0	0	0	0	0	0	0	1	0
Totals	37	13	14	12	2	3	27	10	6

Score by Innings

	R	H	E
Duke	000	000	000
Florida State	300	302	14X

E - Tim Layden (5); Michael Golo 2 (14); Senterrio La (6). **DP** - Blue Devils 1; Seminoles 2. **LOB** - Blue Devils 7; Seminoles 6. **2B** - Tim Layden (15); McQuade (13); Richie (22); Brown (11); Cheesman (7). **3B** - McQuade (3). **HR** - Balkcom (7); Wardell (3). **HBP** - Javier Socor; Balkcom; Cheesman. **SF** - Richie (5); Hart (1).

Duke	IP	H	R	ER	BB	SO	AB	BF
Russell Durfee	5.1	7	8	6	1	2	23	27
Blake Walker	2.0	7	5	4	1	0	12	14
Drew Jerdan	0.2	0	0	0	0	1	2	2

Florida State	IP	H	R	ER	BB	SO	AB	BF
Matt Lynch	8.0	6	0	0	2	7	28	31
Eddie Cannon	1.0	0	0	0	0	1	3	3

Win - Matt Lynch (12-3). **Loss** - Russell Durfee (0-5). **Save** - None. **HBP** - by M. Lynch (Javier Socor); by Russell Durf (Cheesman); by Russell Durf (Balkcom). **BK** - Blake Walker(1).

Umpires - **HP**: Ron Sebastian **1B**: Al Davis **2B**: Randy Harvey **3B**: Jack Cox **Start**: 1:12 **Time**: 2:17 **Attendance**: 1759

Game notes: Florida State records double-digit runs and hits for the ninth straight game. FSU will play North Carolina in round two.

Game 58

Florida State vs North Carolina May 23, 2003 at Salem, VA (Salem Memorial)

ACC Tournament - Game 2

FLORIDA STATE 2 (48-9-1,20-6 ACC)

Player	AB	R	H	RBI	BB	SO	PO	A	LOB
Stephen Drew ss	5	0	0	0	0	0	2	3	1
Tony McQuade cf	5	0	1	0	0	1	2	0	0
Tony Richie c	5	0	3	0	0	0	10	3	0
Jerrold Brown 1b	4	1	1	0	0	1	12	0	1
Blake Balkcom rf	4	0	2	0	1	1	1	0	1
Chris Hart 3b	3	0	1	0	0	0	1	2	0
Aaron Cheesman dh	3	0	1	1	0	0	0	0	3
Bryan Zech 2b	2	0	0	0	1	0	0	4	1
Daniel Wardell lf	4	1	1	1	0	1	0	0	2
Trent Peterson p	0	0	0	0	0	0	0	1	0
Rhett James p	0	0	0	0	0	0	0	0	0
Totals	35	2	10	2	2	4	28	13	9

NORTH CAROLINA 3 (39-19,15-11 ACC)

Player	AB	R	H	RBI	BB	SO	PO	A	LOB
Greg Mangum 2b	5	0	0	0	0	2	4	3	1
Chad Prosser ss	5	1	1	0	0	0	1	3	0
Jeremy Cleveland rf	5	0	2	0	0	1	3	0	0
Sean Farrell lf	5	2	4	1	0	0	3	0	0
Sammy Hewitt 3b/1b	3	0	1	1	1	1	3	3	2
Ryan Blake c	3	0	0	0	0	2	3	1	0
Justin Webb 3b	0	0	0	0	0	0	0	1	0
Chris Iannetta 1b/c	4	0	1	1	0	2	8	1	3
Wes Moyer dh	2	0	0	0	1	1	0	0	0
Chase Younts ph	1	0	1	0	0	0	0	0	0
Blair Waggett cf	4	0	0	0	0	1	5	0	2
Adam Kalkhof p	0	0	0	0	0	0	0	2	0
Scott Senatore p	0	0	0	0	0	0	0	0	0
Whitley Benson p	0	0	0	0	0	0	0	0	0
Totals	37	3	10	3	2	10	30	14	9

Score by Innings

	R	H	E
Florida State	010	010	000
North Carolina	010	001	000

Note: 1 out, 1 runner LOB when the game ended.

E - Drew (15); Zech (9). **LOB** - Seminoles 9; Tar Heels 9. **2B** - Farrell, S. (17); Iannetta, C. (10). **HR** - Wardell (4). **HBP** - Blake, R. **SH** - Brown (3); Hart (6); Cheesman (3); Zech (5). **SB** - Richie (4). **CS** - Hewitt, S. (2); Younts, C. (2).

Florida State	IP	H	R	ER	BB	SO	AB	BF
Trent Peterson	8.0	6	2	2	2	9	31	34
Rhett James	1.1	4	1	1	0	1	6	6

North Carolina	IP	H	R	ER	BB	SO	AB	BF
Adam Kalkhof	7.0	8	2	2	1	4	25	29
Scott Senatore	0.1	1	0	0	1	0	1	3
Whitley Benson	2.2	1	0	0	0	0	9	9

Win - Whitley Benson. (3-2). **Loss** - Rhett James (0-3). **Save** - None. **HBP** - by Peterson (Blake, R.).

Umpires - **HP**: Randy Harvey **1B**: Ron Sebastian **2B**: Al Davis **3B**: AJ Lastaglio **Start**: 5:27 **Time**: 2:37 **Attendance**: 2524

Game 59

Virginia vs Florida State May 24, 2003 at Salem, VA (Salem Memorial)

ACC Tournament - Game 3

VIRGINIA 0 (29-25,21-6 ACC)

Player	AB	R	H	RBI	BB	SO	PO	A	LOB
Matt Street rf	4	0	1	0	0	1	3	0	0
Matt Dunn lf	4	0	1	0	0	0	5	0	2
Ryan Zimmerman 3b	4	0	0	0	0	0	2	0	0
Joe Koshansky 1b	3	0	0	0	1	3	8	0	0
Mark Reynolds ss	4	0	2	0	0	1	1	2	2
Chris Sweet cf	4	0	1	0	0	1	1	0	1
Paul Gillispie dh	2	0	0	0	0	2	0	0	0
Eric Christensen ph/dh	2	0	0	0	0	0	0	0	2
Scott Headd c	3	0	0	0	0	0	5	1	0
Kyle Werman 2b	3	0	1	0	0	0	1	0	0
Andrew Dobies p	0	0	0	0	0	0	0	0	0
Gabe Spooner p	0	0	0	0	0	0	0	0	0
Totals	33	0	6	0	1	8	24	5	7

FLORIDA STATE 2 (49-9-1,12-14 ACC)

Player	AB	R	H	RBI	BB	SO	PO	A	LOB
Stephen Drew ss	4	1	1	0	0	1	2	6	0
Tony McQuade cf	3	0	1	0	1	0	0	0	0
Tony Richie c	3	0	1	1	1	1	8	0	2
Blake Balkcom rf	3	1	2	0	1	1	1	0	1
Jerrod Brown 1b	2	0	0	0	1	0	15	0	2
Chris Hart 3b	2	0	1	1	1	0	0	2	0
Daniel Wardell lf	4	0	1	0	0	1	0	0	0
Bryan Zech 2b	4	0	0	0	0	1	1	2	4
Aaron Cheesman dh	3	0	0	0	0	0	0	0	0
Daniel Davidson p	0	0	0	0	0	0	0	4	0
Kevin Lynch p	0	0	0	0	0	0	0	0	0
Daniel Hodges p	0	0	0	0	0	0	0	0	0
Totals	28	2	7	2	5	5	27	14	9

Score by Innings

	R	H	E				
Virginia	000	000	000	-	0	6	0
Florida State	001	001	00X	-	2	7	0

LOB - Cavaliers 7; Seminoles 9. **2B** - Dunn (6); McQuade (14); Balkcom (14). **SH** - Brown (4). **SF** - Hart (2).

Virginia	IP	H	R	ER	BB	SO	AB	BF
Andrew Dobies	6.2	6	2	2	4	3	23	29
Gabe Spooner	1.1	1	0	0	1	2	5	6

Florida State	IP	H	R	ER	BB	SO	AB	BF
Daniel Davidson	7.2	3	0	0	1	7	26	27
Kevin Lynch	0.0	1	0	0	0	0	1	1
Daniel Hodges	1.1	2	0	0	0	1	6	6

Win - Daniel Davidson (9-0). **Loss** - Andrew Dobies (6-3). **Save** - Daniel Hodges (12). **WP** - Dobies (2). **BK** - Dobies (3).

Umpires - **HP**: David Savage **1B**: Ron Sebastian **2B**: Randy Harvey **3B**: Jack Cox
Start: 10:00 **Time**: 2:14 **Attendance**: 2328

Game Notes: Daniel Hodges records 31st career save and is now on shy of Ricky Kimball's school record of 32 career saves. The Seminoles shutout their second opponent in the 2003 ACC Tournament. K. Lynch faced 1 batter in the 8th.

Game 60

Florida State vs NC State May 24, 2003 at Salem, NC (Salem Memorial)

ACC Tournament

FLORIDA STATE 17 (50-9-1)

Player	AB	R	H	RBI	BB	SO	PO	A	LOB
Stephen Drew ss	5	1	1	1	0	1	0	4	2
Tony McQuade cf	5	2	1	0	2	3	0	0	3
Tony Richie c	4	3	3	1	2	0	8	0	3
Blake Balkcom rf	6	2	2	3	0	1	3	0	2
Jerrod Brown 1b	4	4	3	4	2	0	12	0	0
Chris Hart 3b	4	1	2	2	0	2	0	1	1
Brandon Manasa 3b	1	0	0	0	1	0	1	1	0
Daniel Wardell lf	5	1	2	1	1	1	1	0	0
Bryan Zech 2b	6	2	3	2	0	0	2	3	0
Aaron Cheesman dh	2	0	0	1	1	1	0	0	0
Kevin Richmond pr/ss	3	1	1	0	0	1	0	1	2
Mark Sauls p	0	0	0	0	0	0	0	0	0
Rhett James p	0	0	0	0	0	0	0	1	0
Matt DiBlasi p	1	0	0	0	0	0	0	1	0
Totals	46	17	18	15	9	10	27	12	13

NC STATE 6 (42-15)

Player	AB	R	H	RBI	BB	SO	PO	A	LOB
Matt Camp lf	5	1	1	0	0	1	3	0	1
Chad Orvella ss	1	1	1	0	2	0	2	0	0
Dustin Knight 3b	1	0	0	0	0	0	0	1	0
Justin Riley c	3	0	0	0	0	2	6	0	3
Conor Clougherty c	2	1	1	0	0	1	4	0	0
Colt Morton dh	4	1	1	1	1	1	0	0	1
Joe Gaetti rf	4	2	1	2	1	0	2	0	0
David Hicks 1b	4	0	1	0	0	0	7	1	2
Matt Long ph	1	0	0	0	0	1	0	0	0
Marc Maynor cf	2	0	1	3	1	0	1	0	0
Adam Hargrave 2b	4	0	0	0	0	1	1	4	1
Dustin Murphy 3b/ss	3	0	1	0	1	1	0	1	1
Brandon Shipwash p	0	0	0	0	0	0	1	0	0
Jason Duncan p	0	0	0	0	0	0	0	0	0
Jimmy Campbell p	0	0	0	0	0	0	0	1	0
Tim Coffield p	0	0	0	0	0	0	0	0	0
Totals	34	6	8	6	6	8	27	8	9

Score by Innings

	R	H	E				
Florida State	000	3(10)0	202	-	17	18	2
NC State	011	000	301	-	6	8	3

E - Drew 2 (17); Riley (8); Hargrave; Shipwash (1). **DP** - Seminoles 2. **LOB** - Seminoles 13; Wolfpack 9. **2B** - Drew (17); Balkcom (15); Brown (12); Hart (7); Wardell (5); Zech (8); Gaetti; Hicks (20). **HR** - Balkcom (8); Morton. **HBP** - Drew; Orvella. **SF** - Richie (6); Maynor (3). **SB** - Drew 2 (32); McQuade (22); Richie (5); Brown (3).

Florida State	IP	H	R	ER	BB	SO	AB	BF
Mark Sauls	3.2	4	2	0	4	3	15	20
Rhett James	2.1	0	0	0	1	2	7	8
Matt DiBlasi	3.0	4	4	4	1	3	12	14

NC State	IP	H	R	ER	BB	SO	AB	BF
Brandon Shipwash	3.0	6	3	3	1	4	15	16
Jason Duncan	1.2	7	10	10	2	1	12	15
Jimmy Campbell	3.1	3	2	2	4	5	13	18
Tim Coffield	1.0	2	2	1	2	0	6	8

Win - Rhett James (1-3). **Loss** - Brandon Shipwash (1-1). **Save** - Matt DiBlasi (1). **WP** - Duncan 2(6); Campbell 2(4); Coffield. **HBP** - by Campbell (Drew); by DiBlasi (Orvella). **BK** - Mark Sauls(1).

Umpires - **HP**: Henry Stancil **1B**: Al Davis **2B**: A.J. Lostaglio **3B**: Scott Graham
Start: 8:35 **Time**: 3:12 **Attendance**: 3063

Game 61

Georgia Tech vs Florida State May 25, 2003 at Salem, VA (Salem Memorial) ACC Tournament Semifinal

GEORGIA TECH 10 (43-16)										
Player	AB	R	H	RBI	BB	SO	PO	A	LOB	
Eric Patterson 2b	5	2	2	1	0	0	2	2	0	
Steven Blackwood cf	4	1	0	0	1	1	2	0	0	
Matt Murton lf	4	1	1	2	1	0	1	0	0	
Clifton Remole 1b	3	0	0	1	2	0	13	2	2	
Mike Nickeas dh/c	5	1	3	2	0	1	0	0	0	
Jeremy Slayden rf	5	1	1	1	0	1	1	0	0	
Micah Owings 3b	5	1	3	1	0	0	1	5	2	
Davis Myers pr/3b	0	0	0	0	0	0	0	0	0	
Tyler Greene ss	4	3	2	1	1	1	1	5	1	
Andy Hawranick c	3	0	0	0	0	1	5	1	2	
Cameron Lane ph	1	0	0	0	0	1	0	0	0	
Andrew Kown p	0	0	0	0	0	0	1	0	0	
Brian Burks p	0	0	0	0	0	0	0	2	0	
Totals	39	10	12	9	5	6	27	17	7	

FLORIDA STATE 7 (50-10-1)										
Player	AB	R	H	RBI	BB	SO	PO	A	LOB	
Stephen Drew ss	4	2	1	2	1	0	1	0	0	
Tony McQuade cf	4	0	0	0	1	3	5	0	2	
Tony Richie c	4	0	0	1	0	1	6	0	0	
Blake Balkcom rf	4	0	1	0	0	0	2	0	0	
Jerrod Brown 1b	4	1	1	0	0	0	2	1	0	
Chris Hart 3b	4	2	2	1	0	0	2	1	2	
Daniel Wardell lf	3	2	1	0	0	1	3	0	0	
Bryan Zech 2b	2	0	1	0	1	0	5	2	0	
Kevin Richmond dh	4	0	0	2	0	0	0	0	0	
Glen Simon p	0	0	0	0	0	0	0	0	0	
Hunter Jones p	0	0	0	0	0	0	0	0	0	
Kevin Lynch p	0	0	0	0	0	0	0	0	0	
Daniel Hodges p	0	0	0	0	0	0	1	0	0	
Totals	33	7	7	6	3	5	27	4	4	

Score by Innings							
	R	H	E				
Georgia Tech	000	020	206	-	10	12	2
Florida State	100	303	000	-	7	7	2

E - Patterson, E (11); Remole, C. (3); Drew (18); McQuade (1). **DP** - Yellow Jackets 1; Seminoles 1. **LOB** - Yellow Jackete 7; Seminoles 4. **2B** - Murton, M. (10); Nickeas, M. (15); Owings, M. (10); Greene, T. (8). **3B** - Slayden, J. (4). **HR** - Drew (9). **HBP** - Wardell. **SH** - Zech (6). **SB** - Greene, T. (18); McQuade (23). **CS** - McQuade (6).

Georgia Tech	IP	H	R	ER	BB	SO	AB	BF
Andrew Kown	3.1	5	4	3	3	2	14	17
Brian Burks	5.2	2	3	3	0	3	19	21

Florida State	IP	H	R	ER	BB	SO	AB	BF
Glen Simon	4.0	4	2	2	2	0	15	17
Hunter Jones	3.0	3	2	1	2	3	12	14
Kevin Lynch	1.0	0	0	0	0	1	3	3
Daniel Hodges	1.0	5	6	1	1	2	9	10

Win - Brian Burks (5-1). **Loss** - Daniel Hodges (5-1). **Save** - None. **WP** - Kown, A.(5); Simon(3). **HBP** - by Burks, B. (Wardell). **BK** - Kown, A.(1); Hodges (2). **PB** - Hawranick, A(8).

Umpires - **HP**: Scott Graham **1B**: David Savage **2B**: Randy Harvey **3B**: Jack Cox
Start: 1:16 **Time**: 3:09 **Attendance**: 2090

Game 62

Jacksonville vs Florida State May 30, 2003 at Tallahassee, FL (Dick Howser) NCAA Regional

JACKSONVILLE 0 (32-29)										
Player	AB	R	H	RBI	BB	SO	PO	A	LOB	
Larry Best-Berfet cf	4	0	1	0	0	1	1	0	0	
Clint Hart lf	4	0	0	0	0	1	3	0	0	
Chad Hauseman dh	4	0	1	0	0	0	0	0	1	
Gordie Gronkowski 1b	3	0	0	0	0	2	8	1	1	
Chris Kelly rf	3	0	0	0	0	2	1	0	0	
Tom Alford ss	3	0	0	0	0	0	1	2	0	
Orlando Diaz 3b	3	0	1	0	0	0	3	1	0	
Jon Galui c	3	0	0	0	0	1	4	1	1	
Robby Cichra 2b	3	0	0	0	0	1	2	2	0	
Darren Truty p	0	0	0	0	0	0	0	1	0	
Brett Nagy p	0	0	0	0	0	0	0	1	0	
Dustin Bolton p	0	0	0	0	0	0	0	0	0	
D.J. Kaercher p	0	0	0	0	0	0	1	0	0	
Totals	30	0	3	0	0	8	24	9	3	

FLORIDA STATE 6 (51-10-1)										
Player	AB	R	H	RBI	BB	SO	PO	A	LOB	
Bryan Zech ss	4	2	2	0	0	0	2	2	0	
Tony McQuade lf	4	0	0	0	0	0	2	0	0	
Tony Richie c	4	1	3	1	0	0	8	0	0	
Blake Balkcom rf	4	1	1	1	0	2	3	0	0	
Jerrod Brown 1b	4	1	2	3	0	0	7	1	1	
Chris Hart 3b	3	1	1	0	1	1	1	2	2	
Daniel Wardell dh	2	0	1	0	1	1	0	0	0	
Matt Sauls cf	3	0	0	1	0	0	3	0	2	
Brandon Manasa 2b	4	0	0	0	0	0	1	1	1	
Matt Lynch p	0	0	0	0	0	0	0	0	0	
Totals	32	6	10	6	2	4	27	6	6	

Score by Innings							
	R	H	E				
Jacksonville	000	000	000	-	0	3	1
Florida State	111	030	00X	-	6	10	1

E - Truty (3); Richie (5). **LOB** - Dolphins 3; Seminoles 6. **2B** - Hauseman (11); Diaz, O (11); Zech (9); Richie (23); Balkcom (16); Wardell (6). **HR** - Brown (4). **SH** - Wardell (4); Matt Sauls (8). **CS** - Matt Sauls (3).

Jacksonville	IP	H	R	ER	BB	SO	AB	BF
Darren Truty	4.2	9	6	5	0	3	21	23
Brett Nagy	1.1	0	0	0	2	0	4	6
Dustin Bolton	1.0	0	0	0	0	0	3	3
D.J. Kaercher	1.0	1	0	0	0	1	4	4

Florida State	IP	H	R	ER	BB	SO	AB	BF
Matt Lynch	9.0	3	0	0	0	8	30	30

Win - Matt Lynch (13-3). **Loss** - Darren Truty (6-6). **Save** - None. **PB** - Galui(5). **Umpires** - **HP**: Larry Randall **1B**: David Buck **2B**: Tim Catton **3B**: John Ausmus
Start: 7:07 **Time**: 2:17 **Attendance**: 5440

Game notes: Matt Lynch throws FSU's first complete game shutout of the season. FSU will play South Alabama on Saturday at 3:00 P.M. Jacksonville will play Rutgers at 11:00 a.m. on Saturday. Lynch retired 21 in a row between the first and eighth innings.

Game 63

Florida State vs South Alabama May 31, 2003 at Tallahassee, FL (Dick Howser) NCAA Regional

FLORIDA STATE 6 (51-11-1)

Player	AB	R	H	RBI	BB	SO	PO	A	LOB
Stephen Drew ss	4	1	0	0	1	0	1	1	5
Tony McQuade lf	2	1	0	0	3	0	1	0	0
Tony Richie c	5	1	3	1	0	0	10	2	0
Jerrold Brown 1b	4	1	1	1	1	1	5	0	0
Blake Balkcom rf	4	1	0	0	1	2	1	1	2
Eddy Martinez-Esteve dh	3	0	2	1	1	0	0	0	0
Kevin Richmond pr	0	1	0	0	0	0	0	0	0
Daniel Wardell ph	1	0	0	0	0	1	0	0	1
Chris Hart 3b	3	0	0	1	1	0	0	2	0
Bryan Zech 2b	2	0	0	1	0	1	5	3	0
Matt Sauls cf	3	0	0	0	1	0	1	0	1
Trent Peterson p	0	0	0	0	0	0	0	0	0
Rhett James p	0	0	0	0	0	0	0	0	0
Daniel Hodges p	0	0	0	0	0	0	0	0	0
Totals	31	6	6	5	9	5	24	9	9

SOUTH ALABAMA 8 (42-17)

Player	AB	R	H	RBI	BB	SO	PO	A	LOB
T.J. Touchstone cf	5	1	1	1	0	3	2	0	1
Cole Craig rf	3	2	1	3	2	2	2	0	0
Jason Gross dh	5	1	2	0	0	0	0	0	0
Ryan Mulhern lf	4	1	1	2	0	1	5	0	1
Josh Touchstone 2b	4	1	2	1	0	0	0	5	0
Adam Lind 1b	4	1	3	0	0	0	9	1	0
Ben Nelson 1b	0	0	0	0	0	0	0	0	0
Tim Land c	3	1	0	0	1	2	4	1	1
Kevin Sytko 3b	4	0	1	0	0	2	2	0	0
Brett Parker ss	4	0	2	1	0	0	3	4	2
Clark Girardeau p	0	0	0	0	0	0	0	1	0
Bert Heath p	0	0	0	0	0	0	0	0	0
Totals	36	8	13	8	3	10	27	12	7

Score by Innings

	R	H	E
Florida State	000	001	041
South Alabama	001	020	05X

E - Zech (10); Sytko (15). **DP** - Jaguars 2. **LOB** - Seminoles 9; Jaguars 7. **2B** - Brown (13). **HR** - Craig (6); Mulhern (19). **HBP** - Zech. **SH** - Zech (7). **SB** - Zech (7); Matt Sauls (14); Parker (12). CS - Touchstone,T(7).

Florida State	IP	H	R	ER	BB	SO	AB	BF
Trent Peterson	6.1	9	3	3	2	9	27	29
Rhett James	0.2	0	0	0	0	0	2	2
Daniel Hodges	1.0	4	5	5	1	1	7	8

South Alabama	IP	H	R	ER	BB	SO	AB	BF
Clark Girardeau	7.1	5	5	3	8	4	24	33
Bert Heath	1.2	1	1	1	1	1	7	9

Win - Bert Heath (6-1). **Loss** - Daniel Hodges (5-2). **Save** - None. **WP** - Girardeau(8). **HBP** - by Girardeau (Zech).

Umpires - **HP**: David Buck **1B**: Bob Homolka **2B**: John Ausmus **3B**: Mark Denzin
Start: 3:32 **Time**: 3:14 **Attendance**: 4863

Game notes: The game was delayed 28 minutes in the top of the eighth (protest issue). Florida State will play Rutgers in Game 5. South Alabama advances to the championship Sunday.

Game 64

Florida State vs Rutgers May 31, 2003 at Tallahassee, FL (Dick Howser) NCAA Regional

FLORIDA STATE 17 (52-11-1)

Player	AB	R	H	RBI	BB	SO	PO	A	LOB
Stephen Drew ss	5	2	2	1	1	0	0	3	3
Tony McQuade lf	3	1	1	1	1	1	1	0	0
Brandon Manasa ph/lf	1	0	0	0	1	0	1	0	0
Tony Richie c	4	2	2	3	1	0	4	0	0
Aaron Cheesman c	1	0	0	0	0	0	5	0	0
Eddy Martinez-Esteve dh	2	1	1	2	1	0	0	0	1
Daniel Wardell pr	3	1	1	2	0	0	0	0	0
Jerrold Brown 1b	5	3	2	2	1	0	8	1	1
Blake Balkcom rf	6	2	2	2	0	1	3	0	1
Chris Hart 3b	5	2	4	0	0	0	0	1	0
Kevin Richmond ph/3b	1	0	0	0	0	0	0	1	0
Bryan Zech 2b	0	2	0	2	4	0	4	2	0
Matt Sauls cf	5	1	0	1	0	1	0	0	1
Mark Sauls p	0	0	0	0	0	0	1	1	0
Eddie Cannon p	0	0	0	0	0	0	0	0	0
Matt DiBlasi p	0	0	0	0	0	0	0	0	0
Kevin Lynch p	0	0	0	0	0	0	0	0	0
Daniel Hodges p	0	0	0	0	0	0	0	0	0
Totals	41	17	15	16	10	3	27	9	10

RUTGERS 7 (37-22)

Player	AB	R	H	RBI	BB	SO	PO	A	LOB
Graig Badger 2b	4	0	3	1	0	1	2	2	0
Leon Shade ph/lf	2	0	0	0	0	0	0	0	1
Matt Wolski dh	3	0	1	0	0	2	0	0	1
Cory Rodriguez ph/2b	2	0	1	0	0	1	0	0	0
Jeff Frazier rf	4	0	1	0	0	0	3	0	1
Jeff Grose ph/rf	1	0	0	0	0	0	0	0	1
Vinny Esposito 3b	4	1	1	1	0	0	1	0	2
Alberto Vasquez ph	1	1	1	0	0	0	0	0	0
Steve Normane 1b	5	2	2	0	0	2	9	1	2
Colin Gaynor c	2	1	1	0	2	0	3	0	0
Lee Moskowitz c	1	1	1	0	0	0	0	0	0
Johnny Defendis lf/cf	5	0	2	3	0	0	1	0	0
Nick Cerulo cf	4	1	1	1	0	1	5	0	3
Tom Malafronte p	0	0	0	0	0	0	0	0	0
Mike Bionde ss	2	0	0	1	0	0	1	1	0
Jason Grover ph/ss	2	0	0	0	1	2	1	0	0
Aaron Kalb p	0	0	0	0	0	0	0	1	0
Matt Pustay p	0	0	0	0	0	0	0	0	0
Erik Dial p	0	0	0	0	0	0	0	1	0
Chris Lillis p	0	0	0	0	0	0	0	0	0
Jim Jansen p	0	0	0	0	0	0	1	2	0
Totals	42	7	15	7	3	9	27	8	11

Score by Innings

	R	H	E
Florida State	012	580	100
Rutgers	000	410	002

E - Esposito (15); Normane (7); Kalb (1). **DP** - Knights 1. **LOB** - Seminoles 10; Knights 11. **2B** - Richie (25); Hart 2 (9); Normane (14); Defendis (5). **HR** - Wardell (5); Brown (5); Balkcom (9); Esposito (4). **SH** - Matt Sauls (9). **SF** - Zech 2 (5). **SB** - Drew (33); McQuade 2 (25); Badger (41).

Florida State	IP	H	R	ER	BB	SO	AB	BF
Mark Sauls	5.0	10	5	5	1	4	25	26
Eddie Cannon	1.0	1	0	0	1	1	4	5
Matt DiBlasi	1.0	0	0	0	1	1	3	4
Kevin Lynch	1.0	1	0	0	0	1	4	4
Daniel Hodges	1.0	3	2	2	0	2	6	6

Rutgers	IP	H	R	ER	BB	SO	AB	BF
Aaron Kalb	3.0	4	6	5	4	1	13	18
Matt Pustay	1.0	2	2	2	1	2	5	6
Erik Dial	0.1	3	4	4	1	0	3	5
Chris Lillis	0.0	3	4	4	1	0	3	4
Jim Jansen	3.2	3	1	1	2	0	14	17
Tom Malafronte	1.0	0	0	0	1	0	3	4

Win - Mark Sauls (5-0). **Loss** - Aaron Kalb (2-3). **Save** - None. **WP** - Dial(5); Jansen(2). **BK** - Mark Sauls(2); Pustay(3); Jansen(3).

Umpires - **HP**: Tim Catton **1B**: John Ausmus **2B**: Larry Randall **3B**: David Buck
Start: 8:05 **Time**: 3:10 **Attendance**: 3288

Game 65

South Alabama vs Florida State Jun 01, 2003 at Tallahassee, FL (Dick Howser) NCAA Regional

SOUTH ALABAMA 5 (42-18)

Player	AB	R	H	RBI	BB	SO	PO	A	LOB
T.J. Touchstone cf	4	0	0	2	0	0	3	0	0
Kevin M. Williams cf	1	0	0	1	0	0	0	0	0
Cole Craig rf	3	0	0	0	0	1	0	1	1
Kevin Laird rf	1	0	0	0	0	1	1	0	1
Jason Gross dh	4	0	1	0	0	1	0	0	0
Ryan Mulhern lf	3	1	2	1	1	0	0	1	1
Ben Froemming pr/lf	0	0	0	0	0	0	1	0	0
Josh Touchstone 2b	4	1	1	0	0	2	5	0	0
Justin Hawarah 2b	0	0	0	0	0	0	0	0	0
Adam Lind 1b	3	0	1	0	0	1	6	0	1
Ben Nelson 1b	1	0	0	0	0	1	1	0	1
Tim Land c	1	0	0	0	0	3	0	0	0
Jansen Rayborn 3b	2	0	0	0	0	0	1	0	0
Kevin Sytko 3b/c	3	2	2	1	0	0	3	1	0
Ryan Fillingim c	1	1	1	0	0	0	0	0	0
Brett Parker ss	3	0	2	0	0	1	2	2	1
Frank Elia p	0	0	0	0	0	0	0	1	0
Caleb Crosby p	0	0	0	0	0	0	0	0	0
J.J. Jackson p	0	0	0	0	0	0	0	0	0
Billy Fullam p	0	0	0	0	0	0	0	0	0
Tyler Lynd p	0	0	0	0	0	0	0	0	0
Totals	34	5	10	5	1	5	24	10	6

FLORIDA STATE 13 (53-11-1)

Player	AB	R	H	RBI	BB	SO	PO	A	LOB
Stephen Drew ss	5	1	2	5	0	1	1	4	0
Tony McQuade lf	4	1	2	0	0	0	0	0	0
Tony Richie c	5	1	2	0	0	1	4	0	1
Aaron Cheesman c	0	0	0	0	0	0	1	0	0
Eddy Martinez-Esteve dh	3	1	1	0	1	0	0	0	3
Daniel Wardell ph	1	1	1	1	0	0	0	0	0
Blake Balkcom rf	5	1	1	2	0	0	0	0	0
Jerrod Brown 1b	5	3	3	1	0	0	13	0	0
Chris Hart 3b	4	1	1	3	0	0	2	6	0
Bryan Zech 2b	4	1	1	0	0	2	5	4	2
Matt Sauls cf	3	2	1	0	1	0	1	0	0
Daniel Davidson p	0	0	0	0	0	0	0	2	0
Totals	39	13	15	12	2	4	27	16	6

Score by Innings

	R	H	E
South Alabama	0	10	3
Florida State	0	13	1

E - Land (6); Sytko (16); Parker (18); Zech (11). **DP** - Seminoles 2. **LOB** - Jaguars 6; Seminoles 6. **2B** - Sytko (8); Parker 2 (23); Drew (18); Hart (10). **HR** - Mulhern (20); Wardell (6); Brown (6). **HBP** - Craig; McQuade; Hart. **SH** - Land (5); Parker (4). **SB** - McQuade (26).

South Alabama	IP	H	R	ER	BB	SO	AB	BF
Frank Elia	4.0	7	5	2	0	3	19	21
Caleb Crosby	0.0	3	4	4	1	0	3	4
J.J. Jackson	0.1	2	2	2	1	0	3	4
Billy Fullam	1.2	1	1	1	0	1	6	6
Tyler Lynd	2.0	2	1	1	0	0	8	8

Florida State	IP	H	R	ER	BB	SO	AB	BF
Daniel Davidson	9.0	10	5	5	1	5	34	38

Win - Daniel Davidson (10-0). **Loss** - Frank Elia (3-2). **Save** - None. **WP** - Crosby(9); Jackson(7). **HBP** - by Davidson (Craig); by Elia (Hart); by Elia (McQuade). **Umpires** - **HP**: Bob Homolka **1B**: Larry Randall **2B**: Mark Denzin **3B**: Tim Catton **Start**: 1:37 **Time**: 2:38 **Attendance**: 4715

Game notes: Game delayed 35 minutes (top of the seventh) due to rain.

Game 66

South Alabama vs Florida State Jun 01, 2003 at Tallahassee, Fla. (Dick Howser) NCAA Regional Championship

SOUTH ALABAMA 2 (42-19)

Player	AB	R	H	RBI	BB	SO	PO	A	LOB
T.J. Touchstone cf	3	0	0	0	1	1	5	0	0
Cole Craig rf	4	0	1	1	0	1	2	0	1
Jason Gross dh	3	0	0	0	0	0	0	0	2
Ryan Mulhern lf	4	1	1	0	0	3	2	0	1
Josh Touchstone 2b	3	0	1	1	1	0	1	3	0
Adam Lind 1b	4	0	0	0	0	2	5	0	0
Tim Land c	2	0	0	0	1	1	7	0	0
Ben Nelson ph	1	0	0	0	0	0	0	0	0
Kevin Sytko 3b	3	1	1	0	1	0	2	1	0
Brett Parker ss	3	0	0	0	1	1	0	3	3
Bert Heath p	0	0	0	0	0	0	0	0	0
Tony Neal p	0	0	0	0	0	0	0	0	0
Billy Fullam p	0	0	0	0	0	0	0	0	0
Tyler Lynd p	0	0	0	0	0	0	0	0	0
Totals	30	2	4	2	5	9	24	7	7

FLORIDA STATE 12 (54-11-1)

Player	AB	R	H	RBI	BB	SO	PO	A	LOB
Stephen Drew ss	6	2	2	4	0	1	0	3	2
Tony McQuade lf	4	1	1	1	1	1	2	0	0
Tony Richie c	4	2	3	1	1	0	9	1	0
Eddy Martinez-Esteve dh	3	1	1	0	1	0	0	0	0
Daniel Wardell ph	1	1	1	2	0	0	0	0	0
Jerrod Brown 1b	4	1	2	2	1	0	8	1	2
Blake Balkcom rf	4	0	2	0	1	1	4	0	2
Chris Hart 3b	5	1	1	0	0	0	0	1	3
Bryan Zech 2b	5	2	2	2	0	0	3	1	1
Matt Sauls cf	3	1	0	0	2	3	1	0	0
Glen Simon p	0	0	0	0	0	0	0	0	0
Rhett James p	0	0	0	0	0	0	0	1	0
Kevin Lynch p	0	0	0	0	0	0	0	0	0
Totals	39	12	15	12	7	6	27	8	10

Score by Innings

	R	H	E
South Alabama	0	10	3
Florida State	0	12	1

E - Mulhern (5); Parker (19); Drew (19). **DP** - Seminoles 2. **LOB** - Jaguars 7; Seminoles 10. **2B** - Craig (14); Mulhern (19); Touchstone, J (11); Sytko (9); Richie (26); Brown (14); Zech (10). **HR** - Drew 2 (11); McQuade (13); Richie (11); Wardell (7); Brown (7); Zech (2). **HBP** - Gross.

South Alabama	IP	H	R	ER	BB	SO	AB	BF
Bert Heath	1.2	6	5	5	2	1	11	13
Tony Neal	2.2	4	3	3	4	1	12	16
Billy Fullam	2.2	3	2	2	1	1	11	12
Tyler Lynd	1.0	2	2	2	0	3	5	5

Florida State	IP	H	R	ER	BB	SO	AB	BF
Glen Simon	2.2	1	1	0	1	3	10	11
Rhett James	4.1	2	1	1	4	4	13	18
Kevin Lynch	2.0	1	0	0	0	2	7	7

Win - James (2-3). **Loss** - Heath (6-2). **Save** - None. **WP** - James (4). **HBP** - by James (Gross).

Umpires - **HP**: David Buck **1B**: John Ausmus **2B**: Tim Catton **3B**: Bob Homolka **Start**: 5:40 pm **Time**: 2:44 **Attendance**: 4810

Game notes: FSU's seven homers are a 2003 season high. Florida State advances to Super Regional against Texas. FSU's Tony Richie named 2003 Tallahassee Regional MVP (.591, 13-22)

Game 67

Texas vs. Florida State Jun 08, 2003 at Tallahassee, FL (Dick Howser)

NCAA Super Regional - Game 1

TEXAS 8 (47-18)

Player	AB	R	H	RBI	BB	SO	PO	A	LOB
Tim Moss 2b	3	2	2	0	2	0	1	1	0
Omar Quintanilla ss	4	1	2	2	0	1	1	4	0
Dustin Majewski rf	3	2	1	1	2	2	3	0	2
Eric Sultemeier lf	4	2	1	2	1	1	0	0	1
Taylor Teagarden c	4	0	3	1	1	0	6	0	0
Curtis Thigpen 1b	4	0	0	0	0	2	10	0	2
Joe Ferin cf	3	0	0	1	1	0	6	0	1
Seth Johnston dh	2	0	0	0	0	0	0	0	1
Danny Muegge ph	1	0	0	0	0	1	0	0	1
J.D. Reininger 3b	0	0	0	0	0	0	0	1	0
Huston Street 3b/p	3	1	0	0	1	1	0	6	0
J.P. Howell p	0	0	0	0	0	0	0	0	0
Totals	31	8	9	7	8	8	27	12	8

FLORIDA STATE 3 (54-12-1)

Player	AB	R	H	RBI	BB	SO	PO	A	LOB
Stephen Drew ss	2	0	1	0	0	0	0	2	0
Brandon Manasa pr/2b	2	0	0	1	1	0	1	1	0
Tony McQuade lf/cf	4	1	2	0	1	1	2	0	0
Tony Richie c	4	0	2	0	1	1	8	1	3
Eddy Martinez-Esteve dh	5	0	2	1	0	1	0	0	3
Jerrod Brown 1b	4	1	0	0	1	1	11	1	2
Blake Balkcom rf	4	0	1	0	0	0	1	0	2
Chris Hart 3b	4	1	0	0	0	0	1	6	0
Bryan Zech 2b/ss	4	0	0	0	0	1	2	2	1
Matt Sauls cf	2	0	0	0	1	1	1	0	0
Daniel Wardell ph/lf	1	0	0	0	0	0	0	0	0
Trent Peterson p	0	0	0	0	0	0	0	0	0
Rhett James p	0	0	0	0	0	0	0	0	0
Hunter Jones p	0	0	0	0	0	0	0	0	0
Kevin Lynch p	0	0	0	0	0	0	0	0	0
Eddie Cannon p	0	0	0	0	0	0	0	0	0
Matt DiBlasi p	0	0	0	0	0	0	0	0	0
Glen Simon p	0	0	0	0	0	0	0	0	0
Totals	36	3	8	2	5	6	27	13	11

Score by Innings

	R	H	E
Texas	000	011	303
Florida State	000	200	100

E - Street (6); Manasa (5). **DP** - Longhorns 1; Seminoles 1. **LOB** - Longhorns 8; Seminoles 11. **2B** - Moss (17); Quintanilla (28); Teagarden (11); Balkcom (18). **HBP** - Reininger. **SH** - Quintanilla (5); Thigpen (16). **SF** - Ferin (5). **SB** - Moss 2 (22); Majewski 4 (24).

Texas	IP	H	R	ER	BB	SO	AB	BF
J.P. Howell	6.0	4	2	1	4	5	23	27
Huston Street	3.0	4	1	1	1	1	13	14

Florida State	IP	H	R	ER	BB	SO	AB	BF
Trent Peterson	5.2	2	2	2	7	4	15	25
Rhett James	0.2	1	1	1	0	2	3	3
Hunter Jones	0.1	0	1	1	1	1	1	2
Kevin Lynch	0.0	2	1	1	0	0	2	2
Eddie Cannon	1.1	1	1	1	0	0	4	5
Matt DiBlasi	0.0	2	2	2	0	0	2	2
Glen Simon	1.0	1	0	0	0	1	4	4

Win - J.P. Howell (9-2). **Loss** - Rhett James (2-4). **Save** - Huston Street (13). **HBP** - by Cannon (Reininger).

Umpires - **HP**: Tony Walsh **1B**: Jeff Henrichs **2B**: Nick Zibelli **3B**: Mark Ditsworth
Start: 6:41 **Time**: 3:38 **Attendance**: 6524

Game notes: Texas ties a season high with six stolen bases. The attendance of 6,524 is a new Dick Howser Stadium record. Game was delayed 36 minutes at the start due to rain.

Game 68

Florida State vs. Texas Jun 09, 2003 at Tallahassee, FL (Dick Howser)

NCAA Super Regional - Game 2

FLORIDA STATE 5 (54-13-1)

Player	AB	R	H	RBI	BB	SO	PO	A	LOB
Tony McQuade cf	3	1	1	0	2	1	3	0	0
Matt Sauls pr	0	0	0	0	0	0	0	0	0
Blake Balkcom rf	4	1	2	0	1	0	2	0	0
Tony Richie c	5	1	2	3	0	0	6	0	2
Eddy Martinez-Esteve dh	4	0	1	0	0	2	0	0	1
Daniel Wardell lf	4	0	0	0	0	2	2	0	0
Jerrod Brown 1b	2	1	0	0	2	0	6	0	2
Chris Hart 3b	4	1	1	1	0	2	0	2	0
Bryan Zech ss	4	0	1	1	0	1	3	2	1
Brandon Manasa 2b	3	0	0	0	0	2	2	2	1
Derrick Smith ph	1	0	0	0	0	0	0	0	0
Matt Lynch p	0	0	0	0	0	0	0	1	0
Rhett James p	0	0	0	0	0	0	0	0	0
Hunter Jones p	0	0	0	0	0	0	0	0	0
Daniel Hodges p	0	0	0	0	0	0	0	1	0
Totals	34	5	8	5	5	10	24	8	7

TEXAS 6 (48-18)

Player	AB	R	H	RBI	BB	SO	PO	A	LOB
Tim Moss 2b	4	1	2	1	0	1	1	2	0
Omar Quintanilla ss	5	0	0	0	0	0	2	5	4
Dustin Majewski rf	3	0	0	0	1	0	2	0	1
Eric Sultemeier lf	4	1	3	1	0	0	2	0	0
Taylor Teagarden c	4	2	2	2	0	1	10	0	2
Curtis Thigpen 1b	2	1	1	1	1	0	9	1	0
Joe Ferin cf	2	1	0	0	2	0	1	0	1
Michael Hollomon dh	3	0	0	0	0	1	0	0	0
J.D. Reininger 3b	1	0	0	0	0	0	0	0	0
Huston Street 3b/p	3	0	1	1	1	2	0	2	0
Justin Simmons p	0	0	0	0	0	0	0	1	0
J. Brent Cox p	0	0	0	0	0	0	0	0	0
Totals	31	6	9	6	5	5	27	11	8

Score by Innings

	R	H	E
Florida State	110	110	100
Texas	023	100	00X

E - Quintanilla (11). **DP** - Seminoles 1; Longhorns 1. **LOB** - Seminoles 7; Longhorns 8. **2B** - McQuade (15); Zech (11). **3B** - Balkcom (2). **HR** - Richie (12); Hart (4); Teagarden (5); Thigpen (6). **HBP** - Moss. **SH** - Thigpen (16). **SB** - Moss (21); Sultemeier (21). **CS** - McQuade (7).

Florida State	IP	H	R	ER	BB	SO	AB	BF
Matt Lynch	2.2	5	5	5	2	1	12	16
Rhett James	2.2	3	1	1	2	4	10	12
Hunter Jones	1.2	0	0	0	1	0	5	6
Daniel Hodges	1.0	1	0	0	0	0	4	4

Texas	IP	H	R	ER	BB	SO	AB	BF
Justin Simmons	4.0	4	3	3	3	3	15	18
J. Brent Cox	3.0	3	2	2	1	4	12	13
Huston Street	2.0	1	0	0	1	3	7	8

Win - J. Brent Cox (6-0). **Loss** - Matt Lynch (13-4). **Save** - Huston Street (14). **HBP** - by M. Lynch (Moss).

Umpires - **HP**: Jeff Henrichs **1B**: Nick Zibelli **2B**: Mark Ditsworth **3B**: Tony Walsh
Start: 7:07 **Time**: 2:47 **Attendance**: 6138

Game notes: Texas advances to the CWS. Texas head coach Augie Garrido becomes the NCAA All-Time wins leader (1428)