

---

# BASEBALL '76

---



Florida State University

## THE OUTLOOK

In 1975, Woody Woodward, as a rookie college coach, took a veteran Seminole team to a record tying 49 victories and a spot in the College World Series. The Seminoles had not one, but two 15-game winners on the pitching staff. A half dozen regulars hit .298 or better. The team lost only one of 30 games at home and won 20 of 29 on the road.

All that is behind them now, however. Only two regulars from 1975 return to their starting roles and the team must rebuild completely "up the middle".

Woodward is conceding very little however. He has an excellent group of newcomers to work with, plus some talented people moving up from last year's bench to help fill the vacancies.

The soundest part of the ball club will undoubtedly be the pitching staff. Larry Jones, who won 15 games, is back. So are Dan Owen, Craig Eaton, Mike McLeod, John Nicholas and Bob Mayer who had 11 more wins among them. Add to that list junior college transfer Jackie Smith, a tough lefty who will fill a void the Tribe had last year, and freshman Mike Bretz.


Seminole fans will need a scorecard to pick out the rest of the squad. Around the infield, there will be "new" faces in four of the five spots. Only third baseman Guillermo Bonilla returns to a starting role. Behind the plate will be junior Rick McGlone and sophomore Terry Kennedy. Sophomore Ben Curry will handle first base chores. The second base spot goes to JC transfer Chip Bifano from Manatee. Jeff Hardy will take over at short after a fine junior college career at Gulf Coast JC.

Carlos Lezcano will move from left to center and become the anchor of the outfield group. Jim McArdle will fill the gap in left. A third baseman at Brevard JC last year, he has done a good job making the transition to the outfield. The rightfield spot could go to Kennedy or freshman Bruce Huff. Mark Coulter and Eddie West are top choices as designated hitters.

**ON THE COVER:** The Bicentennial Spirit catches up with the Seminoles as the Army ROTC Pershing Rifles Bicentennial Color Guard pose with two of the Seminole Bat Girls in front of Florida State's new scoreboard. The bat girls are Stephani Haft and Sue Spring. Members of the color guard are Scott Cortner, Gary Kosinuk, Kevin Jackson, Richard Loyd and Craig Hasty. The new all-electric scoreboard was donated by the members of the Dugout Club, a group of Seminole baseball fans who have informally organized their support of the Tribe. The cover photo was taken by Gil Lawhon of the Florida State University Photo Lab.



# CHAMPIONSHIP BASEBALL AT ITS BEST



No team in the Southeast has been to more District III Tournaments or has had more Championships than FSU. Indeed only two teams in the country have as many wins in the playoffs as the Seminoles.

## FLORIDA STATE UNIVERSITY

LOCATION .....	Tallahassee, Florida 32306
ENROLLMENT .....	21,000
NICKNAME .....	Seminoles
COLORS .....	Garnet and Gold
BASEBALL STADIUM .....	Seminole Field (3,300)
CONFERENCE .....	Independent
PRESIDENT .....	Dr. Stanley Marshall
ATHLETIC DIRECTOR .....	John Bridgers
HEAD BASEBALL COACH .....	Woody Woodward
ASSISTANT COACH .....	Mike Martin
SPORTS INFORMATION DIRECTOR .....	Lonnie Burt
ASSISTANT SID .....	Hank Schomber
ATHLETIC DEPARTMENT PHONE .....	904/644-2790
BASEBALL OFFICE PHONE .....	904/644-4812



## SEMINOLE BASEBALL

Florida State's return to the College World Series last season marked the sixth time within the last 20 seasons the Seminoles have reached that pinnacle of collegiate baseball. They are one of just a half dozen teams to make that many trips to the Series, and since they have done it by coming out of what most followers of college ball around the country call "the toughest region in the nation" it only underscores FSU's longstanding tradition of "The Best In College Baseball".

Florida State's baseball excellence is widely recognized around the nation. Many Seminole players are recommended to FSU coaches from pro scouts who have said, "If there is a boy who is determined to get an education before turning pro, we do not hesitate to recommend Florida State. He is going to get as much or more training and experience there as he will anywhere in the country." High school and junior college coaches are also well aware of the Florida State program and the Seminole roster generally reflects this fact with young players from every part of the nation.

For the Florida State athlete, baseball has a year round season. The mild Florida winters make it possible for the Seminoles to begin work upon arrival in the fall and continue through June. In the summer there are almost always openings for Florida State players in the many collegiate leagues and teams from Alaska to Cape Cod. Florida State's "fall season" commences with the opening of classes and concludes with the annual "Oldtimers Game" against the alumni at Homecoming. Although the emphasis is on instruction during this period, a schedule of 30 informal games is played.

Following the holiday break, practice resumes early in January as preparations are made for the upcoming spring season. The preseason practice sessions are highlighted by the appearance of the many pro



ballplayers who stop by on their way to spring training at major league campsites downstate. Many of these players are former Seminoles and offer invaluable tips and coaching to current players. Of course, even without this "bonus coaching" the Florida State player receives the finest tutoring anywhere. Throughout the years, Florida State has had the nation's finest coaching staffs.

A 60 to 70 game schedule begins in late February or the first of March. Many of their District III rivals are ranked annually with the Seminoles among the nation's top 20 teams and established series with these clubs creates a schedule second to none.

Once the spring collegiate season is over and final exams are through, many Florida State players head for the summer leagues and independent semi-pro teams around the country. In past years many Seminole players have had the opportunity to travel internationally with United States All-Star teams in South and Central America, Europe and Japan. In all, it is not unusual for a Florida State player to have the opportunity to perform in more than 150 games a year.

All this opportunity to play does not mean there is not an emphasis on academics. Florida State's athletic program includes an outstanding academic advisement office that is prepared to meet just about any need the student-athlete may have, from schedule advisement to tutoring. Academic counselors and coaches are not only interested in seeing the athlete remains eligible to play, but also that he is making genuine progress toward a degree.

One factor that makes the Florida State program just "a little bit better" is that the people associated with the program are "baseball people." Florida State's athletic department takes a genuine interest in the baseball program. Sports Information Director Lonnie Burt is a former St. Petersburg newspaperman who regularly covered the major league teams in spring training and has many contacts in professional ball as well as a solid background in the game. Assistant Sports Information Director Hank Schomber, who staffs Seminole games—home and away—is Vice President of the National Collegiate Baseball Writers Association and has spearheaded the introduction of the annual All-South Independent team. Trainer Don Fauls first came to Florida State in 1954 after several seasons as a trainer in professional baseball.

Facilities are another big factor in the Seminoles' program. Few colleges can boast of the on-campus facilities at Florida State. Seminole Field is the site of all Florida State home games. Night games have become a part of the "campus life" since lights were erected in the mid-1960's. A new all-electric "pro-style" scoreboard will go into operation this season. The field itself is equivalent to many of the finest minor league parks. It is kept in top condition year round by the FSU Department of Grounds under the supervision of Hugh and Robert Barrett. In addition to the main field, the Seminoles also have at their disposal, two additional full diamonds, along with several batting cages, pitching mounds and pitching machines.

Seminole coaches in all sports call Florida State fans, "the finest anywhere" and that is certainly true in baseball as the Seminoles are supported by large enthusiastic groups of campus and community fans at nearly every game. The average home attendance in 1975 was nearly 2,000 people per game and often the 3,300 seat bleachers were filled to capacity. But fan support does not stop with home game attendance, many follow the Tribe to away games as well. A Seminole Dugout Club has been formed by one group of long time followers and enthusiastic student fans have formed their own "bleacher bum" sections.



## HEAD COACH WOODY WOODWARD

In 1975 Woody Woodward led Florida State back to the College World Series (and in the process to a record tying 49 victories) in what was not only his first year as the Seminoles' Head Coach, but also his first year coaching in the collegiate ranks period.

The 33-year-old native of Miami led the Seminoles through their usually rugged schedule, then past rival Miami twice and SEC title holder LSU to win what most observers considered the toughest regional title in college baseball. For his efforts, the Seminoles' rookie coach was named South Region "Coach of The Year", and the team was ranked No. 1 in the nation by *Collegiate Baseball* newspaper in its final poll of the year.



Getting off to fast starts is nothing new to the former Seminole All-America. Following the 1963 College World Series, where he was named to the all-tournament team, Woody virtually stepped from the ranks of college ball to the major leagues. A nine-year big league career saw him play for the Braves (in both Milwaukee and Atlanta) and the Reds.

When he took over the Florida State coaching job in the late summer of 1974, Woodward was well aware of the challenge that lay before him in maintaining the caliber program that Florida State baseball represented. As a player he helped lead the Seminoles to a record two straight College World Series appearances and in 1963 was named All-America at Shortstop.

Later as an alumnus he kept close ties with the University and its baseball program. He was a frequent visitor to Seminole practices during the off-season as he returned to his Tallahassee home and to work on his master's degree. But his contribution went beyond his "coaching appearances" with a donation of part of his rookie bonus to establish a fund to install lights at Seminole Field. Later he played a principal role in organizing the Varsity-Alumni Game which has become a tradition at Florida State's Homecoming celebration each fall.

Woodward came to Florida State in the fall of 1959 after graduating from Coral Gables High School. Following the 1963 College World Series, he signed a bonus contract with the then Milwaukee Braves. The 1963 Florida Amateur Baseball Player of the Year was initially assigned to the Braves AAA farm team, but before the conclusion of the 1963 season, he was brought up to Milwaukee. He was with Milwaukee in 1964 and '65 and moved with the club to Atlanta in 1966.

In 1968 Woodward was traded to Cincinnati and played there until retiring in 1971. "The biggest thrill of my professional career," says Woodward who still appears to be in top playing shape, "was being a starter in the 1970 World Series against Baltimore.

His two best seasons in the pros were 1966 in Atlanta when he batted .269 in 142 games and 1967 when he led National League second basemen in fielding. During his stay at Cincinnati he served as the Reds Player Representative. Since leaving pro ball as an active player, he has kept in touch with many of his former teammates and in 1974-75 he served as a broadcaster for the Cincinnati television network.

Woody is married to the former Pamela Terrell of Jacksonville. They have three children, Natalie, 7, Emily, 5 and Matt born last December.



## ASSISTANT COACH

### Mike Martin


Like Woody Woodward, Mike Martin was well aware of the Florida State tradition in baseball when he assumed coaching duties a year ago, having played for the Seminoles during the 1960's.

Mike enjoyed a two-year career at Florida State in 1965-66 after coming to the Seminoles from Wingate Junior College where he earned JC All-America honors for two straight years. At Florida State, Mike established himself as an outstanding outfielder and was named to the All-District team in 1966. Following his graduation from Florida State, the Charlotte, NC native had a three-year professional career in the Mets and Tiger organizations before returning to teach and coach in Tallahassee area schools.

His coaching experience included several seasons as basketball and baseball coach at the junior high level, then a year as Head Basketball Coach at Tallahassee Community College and finally a four-year stint as Basketball Coach at Godby High School in Tallahassee.

During this period Mike continued to work with baseball at all levels and developed a close association with Woodward as director of the Woody Woodward Baseball Camp since 1970. In addition to his coaching duties with the Seminoles, Mike also coaches the Tallahassee Federals, the local National Baseball Congress summer team, serves as the Commissioner of the NBC for the State of Florida and will be the director of the State NBC Championship Tournament to be played this summer at Florida State's Seminole Field.

A 1966 graduate of Florida State, Mike earned his Master's Degree in 1971 at Florida A&M University. He and his wife Carol have three children, Mary Beth, 6, Mike Jr. 3, and Melanie born last November.



## GRADUATE ASSISTANTS

### Ken Silvestri



Ken Silvestri is a former Seminole pitcher and brings a solid knowledge of the game with him into the coaching ranks. He not only can draw on his background experience as a Seminole, but also from his family life since his dad, Ken Sr., is a 30-year veteran of the major leagues and now a coach with the Chicago White Sox after several seasons with the Atlanta Braves.


Randy Kaiser is a former Seminole football player, but has a good background in baseball and is an enthusiastic member of the Tribe coaching staff. His presence as a fourth coach gives the Seminoles an excellent opportunity for additional one-on-one instruction situations.

### Randy Kaiser



**2**


**CHIP BIFANO**  
SECOND BASEMAN  
Junior 21  
5-8 150  
Sarasota



Chose Florida State over several other schools after an outstanding career at Manatee Junior College . . . played both second and short at Manatee, but will see duty primarily at second for FSU . . . has strong arm for second baseman and it gives him more range when going into the hole at second . . . handles the bat well at the plate . . . has good speed and knows how to use it . . . will be a threat to steal most anytime he is on base . . . played in Tallahassee last summer with the Federals . . . has the ability to be the new leader of the Seminoles rebuilt infield.

**3**

**GUILLERMO BONILLA**  
THIRD BASEMAN  
Junior 21  
5-8 163  
Rio Piedras, Puerto Rico



Two year starter at third base . . . led the team as a freshman with a .351 average and hit a solid .330 last year . . . his 77 hits led the club in 1975 and his 158 career hits is a new varsity record . . . may be finest righthanded hitter to ever play for FSU . . . has worked hard to improve his fielding and last year developed into a strong, steady third baseman . . . because of his strong arm, he was able to play a little deeper at third helping him even more . . . an extremely dedicated player and one of the hardest workers on the team . . . does a lot of work on his own and is very coachable . . . wants to become an outstanding all around player . . . remained in Tallahassee last summer to play for the Federals . . . was a member of the 1973 Puerto Rican team which won the American Legion National Championship.

**28**

**MIKE BRETZ**  
PITCHER-OUTFIELDER  
Freshman 18  
6-5 203  
Ft. Worth, Texas



Big, rangey freshman with ability to see duty in either the outfield or as a pitcher . . . was drafted last summer by Cincinnati, but turned down offer to play for the Seminoles . . . was considered one of the top prep prospects in Texas and chose FSU over several other schools . . . showed little fear of stepping in and challenging college hitters . . . has strongest arm on the club.



**19**

**BROOKS CAREY**

PITCHER

Sophomore 20

6-0 165

Key West



Good looking youngster who will be counted on primarily in relief . . . he could see some spot starting assignments, but should be chief lefty in bullpen . . . saw limited duty last year as an outfielder and could be called upon there again . . . has a good breaking pitch . . . had a good season last summer for Tallahassee Federals where he gained some much needed experience.

**20**

**BEN CURRY**

FIRST BASEMAN

Sophomore 20

6-3 228

Tallahassee



Will start the season as the Seminoles first baseman after spending his freshman year as a reserve and designated hitter . . . carried a .339 average in limited duty in 1975, but improved his fielding to the point where coaches considered him perhaps the best defensive first baseman on the club . . . works well around the bag for a big man and is constantly trying to improve . . . big and strong, he has good power and is counted on to take up some of the slack left by losses in that department . . . working to utilize his power to all fields . . . young player with potential.

**16**

**CRAIG EATON**

PITCHER

Senior 21

5-11 174

Lake Worth



One of only four seniors on this year's roster . . . had 11 appearances in 1975 after transferring from Miami-Dade North JC . . . his 3-4 record is no indicator of how well he pitched, losing several low scoring games . . . he is expected to be one of the top three pitchers this season . . . has good control and a good assortment of pitches . . . made an outstanding appearance in relief at South Regional Championship to lift the Seminoles over Miami in final game.

**4**

**JEFF HARDY**

SHORTSTOP

Junior 21

5-9 177

Beaver, PA



Highly regarded junior college performer last two years at Gulf Coast CC . . . fine all around player . . . a left handed hitter with enough power to take advantage of Seminole Field's right field fence . . . has good speed and will be a base stealing threat . . . excellent defensive player and should team well with Bifano around the bag at second.



**9** **GREG JONES**  
UTILITY  
Sophomore 19  
5-9 169  
Tallahassee



Versatile athlete with ability to play any of seven positions for the Seminoles . . . will be top utility man . . . came to Florida State primarily for football but has turned his attention to baseball . . . will be especially valuable as a back up at second base . . . has good speed . . . gained valuable experience last summer with Tallahassee Federals.

**13** **LARRY JONES**  
PITCHER  
Junior 21  
6-2 188  
Seminole



Won 15 games for Seminoles in 1975, in his first season as a starter . . . was a finalist for the prestigious Lefty Gomez Plate Award—the "Heisman Trophy of College Baseball" . . . will be counted on as the leader of this year's staff with the departure of Danny O'Brien, who teamed with Jones to give the Seminoles one of the toughest one-two starters in college ball last year . . . one of the hardest workers on the club, he has his sights set on a pro career . . . had a good summer playing for Anchorage, Alaska in 1975 . . . was fourth winningest pitcher in nation last year . . . was credited with five shutouts and three one-hitters while comprising a 1.94 ERA . . . has excellent fastball . . . he could still improve his control, but his wildness does not hurt him . . . is using his change-up more effectively now.

**25** **TERRY KENNEDY**  
CATCHER, OUTFIELDER  
Sophomore 19  
6-3 208  
Mesa, Arizona



Best looking left handed hitter on the team . . . had a good year as a freshman when he hit .343 primarily as designated hitter . . . will be counted on to fill a defensive role this season as both an outfielder and behind the plate . . . has a strong throwing arm, the strongest among the catchers . . . he has been catching for only two years, but has good technique . . . comes from a baseball family, his father is a member of the St. Louis Cardinal organization . . . if he continues his improvement, he will be one of the top prospects in the country in another year . . . is fully recovered from a bout of mononucleosis which kept him out of last year's College World Series.



**21**

**CARLOS LEZCANO**

OUTFIELDER

Junior 20

6-2 170

Rio Piedras, Puerto Rico



One of only two returning starters from the 1975 squad . . . will be counted on to anchor the outfield, moving to center after being deployed in right as a freshman and in left last season . . . is an excellent defensive outfielder, has good speed, good arm and gets good jump on the ball . . . his batting average jumped 45 points last year, but is still below his potential . . . he is working hard to go with the pitch and hit the ball to all fields . . . played for the Puerto Rican team which won the American Legion National Championship in 1973.

**15**

**BOB MAYER**

PITCHER

Junior 21

6-2 170

Somerset, PA



Saw limited duty last year, but should be in contention for a spot in the starting rotation this season . . . one of the hardest throwers on the team . . . "a strikeout pitcher" . . . needs only to improve his control to become a consistent, big winner.

**7**

**JIM McARDLE**

OUTFIELDER

Junior 20

5-10 170

Woodbury, (L.I.) NY



Played third base last season for state junior college champion Brevard CC . . . is being moved to the outfield to take advantage of his excellent speed and arm . . . he has made a good adjustment and should prove a capable defensive player . . . was drafted by Cincinnati last summer, but chose to continue his education and play college ball . . . has good bat control and hits to all fields . . . is a threat on the bases with his speed.

**23**


**RICK McGLONE**

CATCHER

Junior 21

6-1 184

Portsmouth, Ohio



Most experienced returning catcher, did excellent job in reserve role last spring . . . gained valuable experience playing summer ball in Liberal, KS . . . is expected to carry a large share of the catching duties . . . will also work some at first base . . . hits with power and more regular playing time should help him improve his average . . . handles pitchers well when he is behind the plate.



**24**

**MIKE McLEOD**

PITCHER  
Junior 20  
5-10 182  
Tallahassee



Counted on to become the top righthanded relief specialist . . . saw duty last year as both a starter and in relief . . . added maturity and confidence should help him to a successful season . . . good breaking pitch and a sinking fastball make him an excellent relief prospect . . . pitched for Middle Georgia JC as a freshman where he had two no-hitters and earned All-State and All-Region honors . . . had good summer playing for Tallahassee Federals.

**18**

**JOHN NICHOLAS**

PITCHER  
Senior 21  
6-3 190  
Bradenton



Was top lefthanded reliever last year . . . his top outing came against Army when he shut the door and allowed the Seminoles to get back in game after falling behind early . . . looked very good during the fall and preseason work and could become a main cog in the bullpen again . . . could also be called upon for spot starts.

**27**

**DANNY OWEN**

PITCHER  
Senior 22  
6-1 199  
Lake Worth




Teammate of Craig Eaton at Miami Dade North . . . saw limited, but effective action last season . . . finished the year with a 4-0 record . . . should be in the battle for a starting spot in the rotation . . . needs to improve his walk-strikeout ratio to become fully effective.

**22**

**JACKIE SMITH**

PITCHER  
Junior 21  
5-11 167  
Sarasota



Expected to become the much needed lefthanded starter the Seminoles have been looking for . . . was highly recruited hurler at Manatee JC last year . . . good breaking pitch is his most effective weapon . . . he should be one of top three men in the rotation . . . pitched for the Federals last summer.

## 1975 HITTING STATISTICS

NAME	G	AB	R	H	2B	3B	HR	TB	RBISB-CS	BB	SO	HBP	S-SF	AVG	BASE PCTG
Steve Tebbets	58	203	41	76	6	2	5	101	42	31-7	40	4	1-3	.374	50.6
Terry Kennedy	38	108	16	37	10	1	3	58	17	0-2	20	1	0-0	.343	48.0
Jim Foxwell	43	136	29	46	13	0	6	77	27	0-0	16	2	4-2	.338	44.9
Guillermo Bonilla	56	233	40	77	12	2	2	99	32	3-0	15	1	0-5	.330	37.7
Randy Davidson	59	218	46	70	8	2	0	82	25	39-7	12	1	1-2	.321	42.5
Windle Higginbotham	51	151	21	45	7	0	3	61	19	5-1	20	1	7-1	.298	41.0
Jim Busby	58	229	47	62	12	3	8	104	36	23-3	18	1	0-2	.271	36.3
Carlos Lezcano	57	158	24	42	6	1	4	62	26	6-2	16	0	3-4	.266	36.6
Bill Daniel	45	103	27	26	2	2	7	53	27	4-1	28	3	0-1	.252	46.0
Wayne Mears	52	173	27	42	7	5	5	74	30	4-3	13	1	2-5	.243	34.0
(Fewer than 100 plate appearances.)															
Danny O'Brien	18	1	0	1	1	0	0	2	2	0-0	0	0	0-0	1.000	1000
Joe Griffin	6	2	2	1	0	0	0	1	0	0-0	1	0	0-0	.500	66.7
Ben Curry	28	59	10	20	1	0	2	27	11	0-0	7	0	0-2	.339	44.1
Bob Kellogg	23	18	10	6	2	0	0	8	2	0-0	5	0	0-0	.333	52.2
Carlos Rodriguez	37	91	16	24	6	1	0	32	13	2-2	7	0	0-0	.264	36.7
Rick McGlone	23	55	7	14	0	1	3	25	10	0-1	10	0	1-1	.255	40.9
Curt Kole	29	38	5	7	2	0	0	9	1	1-1	7	0	2-1	.184	30.4
Brooks Carey	12	14	3	2	0	0	0	2	1	0-0	1	1	0-0	.143	31.3
Harvey Nemeroff	5	4	0	0	0	0	0	0	0	0-0	1	0	0-0	.000	20.0
Joe Adams	2	3	0	0	0	0	0	0	0	0-0	1	0	0-0	.000	00.0
Richard Steed	1	1	0	0	0	0	0	0	0	0-0	0	0	0-0	.000	00.0

**FLORIDA STATE**

**OPPONENTS'**

**LOB:** FSU 485  
OPP 439

**Slug Avg:** FSU .440  
OPP .269

**DP:** FSU 56  
OPP 41

**Fldg Avg:** FSU .961  
OPP .947

**Attend/Avg:** H-51, 404/1, 904  
A-34, 794/1,392

59 1999 371 599 96 20 48 879 321 118-30 262 246 16 21-29 .300

59 1849 163 366 48 13 19 497 126 40-20 241 411 29 26-13 .198



## 1975 PITCHING STATISTICS

NAME	APP	GS	CG	W	L	SAF	IP	R	ER	H	BB	SO	WP	HBP	ERA
Oscar Negrón	1	0	0	0	0	0	1	0	0	1	1	1	0	0	0.00
Mark Gilbert	2	1	0	1	0	0	7	1	1	5	5	6	0	1	1.29
Danny O'Brien	17	17	12	15	2	0	140	33	23	99	44	127	4	7	1.48
Larry Rothschild	17	0	0	1	1	8	32 <sup>2</sup> / <sub>3</sub>	11	7	26	16	35	3	3	1.93
Larry Jones	17	17	8	15	1	0	129 <sup>2</sup> / <sub>3</sub>	39	28	83	68	121	14	6	1.94
Mike McLeod	8	4	1	2	1	1	29 <sup>2</sup> / <sub>3</sub>	14	7	21	12	12	3	2	2.12
Bob Mayer	6	2	0	1	0	0	20	8	5	7	20	23	1	2	2.25
John Nicholas	8	0	0	1	0	2	11 <sup>2</sup> / <sub>3</sub>	3	3	11	6	5	1	1	2.31
Mike Kelley	12	8	2	6	1	0	60	19	18	14		37	2	2	2.70
Craig Eaton	11	5	1	3	4	1	49	21	15	40	38	32	2	0	2.76
Danny Owen	6	5	1	4	0	0	31 <sup>2</sup> / <sub>3</sub>	12	10	23	16	9	4	5	2.84
Mitch Moyer	1	0	0	0	0	0	1	1	1	2	1	0	0	0	9.00
Ken Sylvestri	1	0	0	0	0	0	1	1	1	2	1	0	0	0	9.00
FLORIDA STATE	109	59	25	49	10	12	516 <sup>1</sup> / <sub>3</sub>	163	119	366	241	411	34	29	2.07
OPPONENTS	128	59	22	10	49	2	491 <sup>1</sup> / <sub>3</sub>	371	298	599	262	246	42	16	5.46

**SHUTOUTS:** Jones 5, O'Brien 5, Kelley 2, O'Brien-Rothschild, Kelley-Negrón, Owen-Mayer; **OPPONENTS 2.**  
**INTENTIONAL BASE ON BALLS:** Eaton 2, O'Brien; **OPPONENTS 12.**

**ONE HIT GAMES:** Jones 3. **BALKS:** O'Brien 1; **OPPONENTS 4.** **PICKOFFS:** Jones; **OPPONENTS 5.**  
**HOME RUNS OFF:** Jones 6, O'Brien 4, Kelley 3, Rothschild 3, Owens 2, Nicholas.

### ADDITIONAL STATISTICS

**PINCH HITTERS:** Curry (10-2-3-1); Kellogg (4-0-0-2); Daniel (4-1-1-0); Kennedy (6-3-1-1); Rodriguez (3-0-0-1);  
 (NO-H-BI-BB) Davidson (5-0-0-2); Foxwell (2-0-0-1); Mears (3-0-0-0); Busby (3-0-0-1); Higginbotham (1-0-0-0);  
 Kole (1-0-0-0); Lezcano (2-0-0-0); **OTHERS (7-3-2-0); OPPONENTS (34-4-0-2).**

**DESIGNATED HITTERS:** Kennedy (29-91-14-34-16); Curry (13-31-4-10-5); Daniel (11-24-3-4-1); Bonilla (4-16-4-5-1);  
 (G-AB-R-H-BI) Foxwell (6-21-5-7-8); Mears (4-9-0-1-0); **OTHERS (5-15-2-3-1); OPPONENTS (57-236-21-30-14).**

**GAME WINNING RBI:** Tebbets 6, Bonilla 5, Busby 4, Lezcano 4, Kennedy 4, Daniel 4, Higginbotham 3, Davidson 2,  
 Foxwell 2, Mears 2, McGlone 2, Rodriguez 2, Curry.

**LONGEST HITTING STREAKS:** Bonilla 18, Davidson 15, Kennedy 11, Tebbets 11 (twice), Busby 10, Busby 9, Davidson 9,  
 Lezcano 9, Davidson 8, Lezcano 8.

1975 RESULTS  
 Won 49 Lost 10 (.831)

HOME: W-29 L-1 (.967) AWAY: W-20 L-9 (.667) DAY: W-33 L-8  
 (.805) NIGHT: W-16 L-2 (.889) EXTRA INNINGS: W-2 L-3 (.400) ONE  
 RUN GAMES: W-5 L-5 (.500) DOUBLEHEADERS: W-7 L-0 S-4

OPPONENT	FSU	OPP	OPPONENT	FSU	OPP
†St. Leo	1	0	South Alabama	4	8
†St. Leo	10	4	South Alabama (11 inn)	5	4
Florida	10	4	Georgia Tech	11	0
Florida	14	0	Georgia Tech	9	3
Jacksonville	6	4	Auburn	3	1
Jacksonville	6	4	Auburn	4	0
Jacksonville	12	3	Stetson	6	2
Valdosta State	8	0	Stetson	5	3
†Valdosta State	9	0	†Jacksonville	4	0
Mercer	8	3	†Jacksonville	1	2
Mercer	4	0	†Mercer	2	5
Florida International	5	0	†Mercer	5	0
St. Leo	7	5	†Florida	9	5
St. Leo	4	0	†Florida	5	8
†Florida International	7	2	†Florida	8	7
*Michigan State	12	4	Georgia Southern	8	2
*Army	3	4	Georgia Southern	6	0
*Michigan State	7	4	Georgia Southern	10	5
†Miami	11	3	†Georgia Southern	6	3
†Miami	3	0	†Georgia Southern (10 inn)	7	8
†Miami	0	2	†South Alabama	7	1
Niagara	10	7	†Columbus	6	4
Tampa	16	1	†Auburn	4	1
Tampa	4	3	†Auburn (10 inn)	3	4
Niagara	10	2	#Miami	1	0
Niagara	7	2	#LSU	4	2
Columbus	10	4	#Miami	6	5
Miami	10	2	†Eastern Michigan (10 inn)	1	2
South Alabama	8	0	†Seton Hall	0	11
Miami	5	2			
South Alabama	4	2			

† games away \* at Miami # South Regional ‡ College World Series

1975 FIELDING AVERAGES

NAME, POSITION	PO	A	E	TC	AVG.
Tebbetts, of	91	1	0	92	1.000
Kole, of	11	0	0	11	1.000
Kelley, p	2	4	0	6	1.000
Owen, p	1	5	0	6	1.000
Nemeroff, of	5	0	0	5	1.000
Griffin, c	4	0	0	4	1.000
Carey, of	3	1	0	4	1.000
Mayer, p	1	2	0	3	1.000
Mauck, 2b	2	0	0	2	1.000
Adams	1	0	0	1	1.000
Gilbert, p	0	1	0	1	1.000
Foxwell, 1b	264	10	3	277	.989
Busby, of	119	10	2	131	.985
Davidson, 2b	139	124	6	269	.978
Lezcano, of	79	3	2	84	.976
Daniel, 1b	147	9	4	160	.975
McGlone, c	103	11	4	118	.966
O'Brien, p	5	23	1	29	.966
Mears, c	304	37	9	350	.964
Kennedy, c	23	1	1	25	.960
Curry, 1b	63	4	3	70	.957
Rodriguez, inf	43	84	6	133	.955
Higginbotham, ss	59	117	10	186	.946
Eaton, p	2	12	1	15	.933
Rothschild, p	2	7	1	10	.900
Bonilla, 3b	54	106	21	181	.884
Jones, p	7	16	5	28	.821
Kellogg, of	11	2	3	16	.813
McLeod, p	1	7	4	12	.667
FLORIDA STATE	1549	598	86	2233	.961
OPPONENTS	1474	651	119	2244	.947

PASSED BALLS: Mears 10, Kennedy 4, McGlone 3; OPPONENTS 12.  
 INTERFERENCE: McGlone 3, Mears 3; OPPONENTS 1.



# 1976 ROSTER

1975										
NO.	NAME	POS.	B-T	AGE (DOB)	HT.	WT.	CL.	STATUS	HOMETOWN	SCHOOL [COACH]
	Ron Bartlett	C	R-R	18 (12/26/57)	6-1	180	Fr.	HS	Pittsfield, MA	Taonic (DiOrto)
2	Clay Baynham	P	R-R	18 (7/7/57)	6-0	200	Fr.	HS	Miami	Columbus (Lewis)
3	Chip Bifano	2b	R-R	21 (3/25/55)	5-8	150	JR.	JC	Sarasota	Manatee JC (Wynn)
28	Guillermo Bonilla	3b	R-R	21 (1/12/55)	5-8	163	Jr.	2VL	Rio Piedras, P.R.	Licro Int. Castro (Lebron)
19	Mike Bretz	OF-P	R-R	18 (10/21/57)	6-5	203	Fr.	HS	Ft. Worth, TX	East. Hills (Maxwell)
29	Brooks Carey	P	L-L	20 (3/18/56)	6-0	165	So.	1VL	Key West	Key West (Tufenkjian)
10	David Cooper	OF	R-R	20 (4/5/55)	5-10	158	Jr.	JC	Key West	Brevard CC (Kenworthy)
20	Mark Coulter	1b	L-L	21 (3/14/55)	6-0	174	JR.	JC	Hialeah	Miami Dade S. (Greene)
16	Ben Curry	1b	R-R	20 (8/13/55)	6-3	228	So.	1VL	Tallahassee	Godby (Smith)
	Craig Eaton	P	R-R	21 (9/7/54)	5-11	174	SR.	1VL	Lake Worth	Miami Dade N. (Mainieri)
	Ray Fox	P	L-L	19 (6/30/56)	6-3	192	So.	Sqd	Camp Lejeune, NC	Dunedin
8	John Givens	INF	L-R	21 (10/19/54)	5-11	162	Jr.	JC	Balboa Hts., Canal Zone	Canal Zone JC (Finklestein)
17	Joe Griffin	C	R-R	21 (9/1/54)	6-2	213	Sr.	JV	Tampa	Polk CC (Yodd)
4	Jeff Hardy	SS	R-R	21 (1/18/55)	5-9	177	Jr.	JC	Beaver, PA	Gulf Coast CC (Frazier)
	Dee Harris	C	R-R		6-1	185	Fr.	HS	E. Orange, NJ	East Orange (Hinton)
12	Joe Hicks	1b	R-R	18 (7/16/57)	5-11	200	Fr.	HS	Indianapolis, IN	John Marshall (Froning)
1	Bruce Huff	OF	R-R	19 (2/11/57)	5-11	160	Fr.	HS	Columbus, GA	Hardway (Whitfield)
9	Greg Jones	Util.	R-R	19 (5/17/56)	5-9	169	So.	HS	Tallahassee	Godby (Smith)
13	Larry Jones	P	R-R	21 (2/6/55)	6-2	188	Jr.	2VL	Seminole	Seminole (Robinson)
25	Terry Kennedy	C-OF	L-R	19 (6/4/56)	6-3	208	So.	1VL	Mesa, AR	St. Mary's (Sanford)
21	Carlos Lezcano	OF	R-R	20 (9/30/55)	6-2	170	Jr.	2VL	Rio Piedras, P.R.	Colegio San Jose (Vasques)
15	Bob Mayer	P	L-L	21 (4/2/55)	6-2	170	Jr.	1VL	Somerseset, PA	Somerseset Area (Maslak)
7	Jim McArdle	OF	R-R	20 (8/12/55)	5-10	170	Jr.	JC	Woodbury, L.I., NY	Brevard JC (Kenworthy)
23	Rick McGlone	C	R-R	21 (9/22/54)	6-1	184	Jr.	1VL	Portsmouth, OH	Portsmouth (Andrews)
24	Mike McLeod	P	R-R	20 (9/1/55)	5-10	182	Jr.	1VL	Tallahassee	Mid. Georgia JC (Vanstadt)
26	Jim Miller	P	R-R	19 (3/8/57)	5-10	160	Fr.	HS	Jacksonville	Bolles (Tucker)
18	John Nicholas	P	L-L	21 (1/20/55)	6-3	190	Sr.	1VL	Bradenton	Manatee JC (Wynn)
14	Joe Nichols	P	R-R	18 (6/6/57)	6-2	202	Fr.	HS	Cincinnati, OH	Finneytown (Dudgeon)
27	Danny Owen	P	R-R	22 (3/16/54)	6-1	199	Sr.	1VL	Lake Worth	Miami Dade N. (Mainieri)
30	Brad Prior	P	R-R	21 (1/18/55)	6-4	210	So.	HS	Lake Wales	Lake Wales (Borders)
	Bill Saunders	INF	R-R	18 (8/17/57)	6-2	185	Fr.	HS	Reston, VA	Herndon, VA (Lee)

22	Jackie Smith	JC	P	L-L	21 (2/6/55)	5-11	167	Jr.	Sarasota	Manatee JC (Wynn)
	Mitch Thomas	HS	1B	R-R	19 (3/19/57)	6-2	190	Fr.	Farmington, MI	Farmington (Roy)
	Gary Viero	HS	INF	R-R	19 (2/2/57)	5-9	163	Fr.	Ardsley, NY	Ardsley
5	Eddie West	JC	OF	R-R	20 (2/28/56)	5-10	164	So.	Tallahassee	Cent. Fla. JC (Martinsen)

**Managers:** Kevin Hallahan and Terry Alexander; **Head Coach:** 6 Woody Woodward; **Grad. Assistants:** Ken Silvestri, Randy Kaiser;  
**Ass't. Coaches:** 11 Mike Martin

### NUMERICAL ROSTER

1	Huff, Bruce, of	16	Eaton, Craig, p
2	Bifano, Chip, 2b	17	Griffin, Joe, c
3	Bonilla, Guillermo, 3b	18	Nicholas, John, p
4	Hardy, Jeff, ss	19	Carey, Brooks, p
5	West, Eddie, of	21	Lezcano, Carlos, of
7	McArdle, Jim, of	22	Smith, Jackie, p
8	Givens, John, inf	23	McGlone, Rick, c
9	Jones, Greg, utl	24	McLeod, Mike, p
10	Coulter, Mark, lb	25	Kennedy, Terry, lb-of
11	Martin, Mike, coach	26	Miller, Jim, p
12	Hicks, Joe, lb	27	Owen, Dan, p
13	Jones, Larry, p	28	Bretz, Mike, of-p
14	Nichols, Joe, p	29	Cooper, David, of
15	Mayer, Bob, p	30	Prior, Brad, p

### PRONUNCIATION GUIDE

Bifano — bih FAHN oh  
 Guillermo Bonilla — ge YER mo bo KNEE yuh  
 Coulter — COAL ter  
 Lezcano — leyz cah no  
 McLeod — mic loud  
 Viero — veer oh



## SEMINOLE ALL-AMERICAS

Dick Howser	1957 First Team	Shortstop	.364
	1958 First Team	Shortstop	.337
Bob Clem	1959 Second Team	Second baseman	.436
Jack Dull	1961 Third Team	Second baseman	.370
Buddy Teagle	1962 First Team	Catcher	.325
Mike Augustine	1963 First Team	Outfielder	.399
Woody Woodward	1963 Third Team	Shortstop	.305
Ken Suarez	1964 First Team	Catcher	.404
Jim Lyttle	1966 First Team	Outfielder	.324
	1966 Sporting News (1st)		
Gary Sprague	1966 Sporting News (2nd)	Shortstop	.379
Tom Cook	1968 Third Team	Catcher	.384
Dick Gold	1969 First Team	Second baseman	.317
Dick Nichols	1970 Second Team	Second baseman	.338
	1970 Sporting News (1st)		
John Grubb	1970 Sporting News (HM)	Outfielder	.303
Ron Cash	1970 Sporting News (HM)	Third baseman	.335
Pat Osburn	1970 Sporting News (HM)	Pitcher	12-1
Greg Gromek	1970 Academic First Team	Shortstop	.300
	1971 Academic First Team	Shortstop	.292
Carl Gromek	1970 Academic First Team	Pitcher	5-0
John Librandi	1972 Third Team	Outfielder	.318
Danny O'Brien	1975 Academic First Team	Pitcher	15-2
	1975 Coaches (HM)	Pitcher	
Randy Davidson	1975 Coaches (HM)	Second baseman	.321
Steve Tebbetts	1975 Sporting News (HM)	Outfielder	.374
Jim Busby	1975 Sporting News (HM)	Outfielder	.271

## SEMINOLES IN THE PROS

### MAJOR LEAGUERS

The following former Seminoles have played in the major leagues or have signed major league contracts.

Name	Affiliation	Name	Affiliation
Gen Ammann	Milwaukee	Dave Moates	Texas
Randy Brown	California	Pat Osburn	Cincinnati
Ron Cash	Detroit	Mac Scarce	Philadelphia
John Grubb	Dan Diego	Craig Skok	Boston
Dick Howser	New York Yankees	Ken Suarez	Texas
Jim Lyttle	Montreal	Woody Woodward	Cincinnati
		Bill Zeigler	Texas

### FLORIDA STATE PLAYERS SIGNED TO PRO CONTRACTS

#### 1975

Jim Busby	Pittsburgh	Tom Henson	Cincinnati
Randy Davidson	Cincinnati	Dick Nichols	Boston
Danny O'Brien	St. Louis	Mike Slade	Texas
Larry Rothschild	Cincinnati	Pat Osburn	Cincinnati
Steve Tebbetts	California		

#### 1974

Ron Herring	Montreal
Marty Maier	Kansas City

#### 1973

John LiBrandi	Pittsburgh
Rick Colzie	Cincinnati
Roger Smith	California
Rick Snyder	Minnesota
Rick Langford	Kansas City

#### 1972

Dave Nichols	Minnesota
Dan Roatche	Boston
Herb Sikes	St. Louis

#### 1971

Ron Cash	Detroit
Al Cleveland	Detroit
Greg Gromek	Detroit
Mike Leber	Boston
Harry Saferight	Philadelphia
Mac Scarce	Philadelphia

#### 1970

Gene Ammann	Milwaukee
John Grubb	San Diego

#### 1969

Mike Easom	Montreal
Jim Gurzynski	Los Angeles
Chuck Hines	Pittsburgh
Jeff Hogan	Detroit
George Lott	Montreal
Dave Moates	Texas
Craig Skok	Boston
Dick Gold	Cubs
Chuck Cone	San Diego

#### 1968

Tom Cook	Oakland
Steve Mastin	Oakland
Wayne Vincent	Seattle
LaDon Boyd	Oakland

#### 1966

Jim Lyttle	New York Yankees
Gary Sprague	Cleveland
Eddie Howell	Kansas City A's
Dick Fernandez	Kansas City A's
Randy Brown	California
Pete Sarron	Cleveland
Mike Martin	New York Mets
Maury Hopkins	New York Mets



## SEMINOLE ALL STARS

### ALL REGION SELECTIONS

Bill Campbell, 2b	1955	Tom Cook, c	1968
Tony Avitable, p	1956	Steve Mastin, p	1968
Dick Howser, ss	1957, 1958	Mike Easom, 1b	1968
Mike Copps, of	1958	Dick Gold, 2b	1968, 1969
Frank Slugger, p	1958	George Lott, p	1969
Dale Koch, 3b	1958	Dick Nichols, 2b	1970
Bob Clem, 2b	1959	Ron Cash, 3b	1970, 1971
Jack Dull, 2b	1961	Gene Ammann, p	1970
Buddy Teagle, c	1962	Pat Osburn, p	1970
Mike Augustine, of	1963	Harry Saferight, c	1971
Woody Woodward, ss	1963	Mac Scarce, p	1971
Ken Suarez, c	1964	John LiBrandi, of	1972, 1973
Jim Lyttle, of	1966	Randy Davidson, 2b	1974, 1975
Mike Martin, of.	1966	Danny O'Brien, p	1975
Randy Brown, c	1966	Jim Busby, of	1975
LaDon Boyd, p	1967	Steve Tebbetts, of	1975
		Guillermo Bonilla, dh	1975

## ALL SOUTH INDEPENDENT

### First selected in 1974

Randy Davidson, 2b	1974, 1975	Larry Jones, p	1974, 1975
Jim Busby, of	1974, 1975	Steve Tebbetts, of	1975
Guillermo Bonilla, 3b	1974, 1975	Danny O'Brien, p	1975
Carlos Lezcano, of	1974	Jim Foxwell, 1b	1975
		Terry Kennedy, dh	1975

## VARSITY-ALUMNI GAME

A traditional part of Florida State's Homecoming festivities for more than a decade, the Varsity-Alumni Game attracts many former Seminoles back to campus each year.

Season	Varsity	Alumni	Season	Varsity	Alumni
1965	5	4	1970		(Rain)
1966	6	1	1971	3	3
1967	5	3	1972	1	3
1968	1	3	1973	2	6
1969	6	1	1974	5	1
			1975	6	3

## SEMINOLES IN CHAMPIONSHIP PLAY

Florida State has won six championships since 1957 in the region generally considered the toughest overall in the country. The merit of that accomplishment is best noted in the fact that only one other team has been able to win as many as three titles during that period. The Seminoles 41 victories are the third most recorded in NCAA Championship play and only six teams in the nation can match their half dozen trips to the College World Series.

	App.	Won	Lost	Pct.	1st	2nd	3rd	4th
<b>College World Series</b>	6	8	12	.400	0	1	0	1
<b>South Regional</b>	14	41	32	.562	6	3	4	1

## COLLEGE WORLD SERIES SCORES

1957 Penn State 7, FSU 0 Connecticut 5, FSU 3	1965 Ohio St. 2, FSU 1 FSU 3, Texas 2 St. Louis 5, FSU 3
1962 FSU 5, Santa Clara 1 FSU 5, Ithaca 4 Michigan 10, FSU 7 Santa Clara 11, FSU 6	1970 FSU 4, Arizona 0 FSU 6, Dartmouth 0 Texas 5, FSU 1 FSU 2, Ohio 0 FSU 11, Texas 2 So. Cal. 2, FSU 1 (15 inn.)
1963 FSU 5, W. Michigan 2 Arizona 4, FSU 3 (11 inn.) So. Cal. 4, FSU 3	1975 E. Michigan 2, FSU 1 (10 inn.) Seton Hall 11, FSU 0

## REGIONAL TOURNAMENT RECORD

1956 1-2, Third	1965 4-1, First
1957 3-1, First	1966 3-2, Second
1958 1-2, Third	1967 1-2, Third
1959 2-2, Second	1968 3-2, Second
1961 1-2, Third	1970 3-0, First
1962 4-1, First	1972 1-2, Fourth
1963 3-1, First	1975 3-0, First

## COLLEGE WORLD SERIES OUTSTANDING PLAYER

Gene Ammann, 1970

Gene pitched two complete games, beating Arizona, 4-0, and Texas 11-2. In 18 innings, he gave up eight hits, walked 2 and struckout 18.

## CWS ALL-TOURNAMENT TEAM SELECTIONS

Woody Woodward, ss, 1963    Gene Ammann, p, 1970    John Grubb, of, 1970

## NCAA TOURNAMENT RECORDS

(Florida State has set the following NCAA Tournament records in District or CWS play)

**MOST STOLEN BASES—Single Game, 5** Dave Nichols vs. Richmond, 6-2-72, District 3.

**MOST RUNS SCORED—Single Game, 5** Bill Westendick vs. Georgia Tech 6-9-59, District 3 (tied with two others)

**MOST TIMES AT-BAT, BOTH TEAMS—102** vs. Southern California, 15 innings, 6-18-70 (USC 52, FSU 50)

**MOST STOLEN BASES, TEAM—10** vs. Richmond, 6-2-72, District 3.



## ALL TIME TEAMS

### HITTING TEAM

Pos.	Name, Season	Avg.	[H-AB]
C	Ken Suarez, 1964	.404	(44-109)
1B	Fred Twoomey, 1955	.392	(29-74)
2B	Jack Dull, 1961	.370	(40-108)
3B	Ron Cash, 1971	.352	(58-165)
SS	Dick Howser, 1956	.422	(38-90)
OF	Bob Clem, 1959	.436	(44-101)
OF	Riley Seevers, 1955	.414	(27-65)
OF	Bob Rosel, 1956	.403	(25-62)
P	Rick Colzie, 1972	.370	(10-27)
DH	Terry Kennedy, 1975	.343	(37-108)

### HOME RUN TEAM

Pos.	Name, Season	HR	Avg.
C	Tim Sherrill, 1972	9	.300
	Tom Cook, 1968	9	.384
1B	Herb Sikes, 1971	8	.327
	Jim Gurzynski, 1969	8	.218
2B	Billy Williamson, 1962	8	.364
3B	Mike Easom, 1969	9	.300
OF	Jim Lyttle, 1966	13	.324
OF	Tom Thomas, 1966	7	.288
OF	Jim Busby, 1975	8	.271
P	Dave Fernald, 1972	2	
	Jerry Boxer, 1957	2	
DH	Jim Foxwell, 1974	6	.252

### RBI TEAM

Pos.	Name, Season	RBI	Avg.
C	Tom Cook, 1968	43	.384
1B	Herb Sikes, 1972	53	.317
2B	Dick Gold, 1969	50	.317
	Dick Fernandez, 1966	50	.299
3B	Guillermo Bonilla, 1975	44	.351
SS	Greg Gromek, 1970	35	.300
	Woody Woodward, 1963	35	.305
OF	John LiBrandi, 1972	58	.318
OF	Jim Lyttle, 1966	51	.324
OF	Mike Martin, 1966	45	.373
P	Wayne Vincent, 1966	9	
	Max Long, 1955	9	
DH	Jim Foxwell, 1974	28	.252

### FIELDING TEAM

Pos.	Name, Season	Avg.	[E-TC]
C	Larry Lee, 1973	1.000	(0-120)
1b	Jim Foxwell, 1973	.996	(1-242)
2B	Larry Cocks, 1971	.981	(3-159)
3B	Carlee Hendrix, 1955	.905	(8-84)
SS	Windle Higginbotham, 1975	.946	(10-186)
OF	Ken Doria, 1971	1.000	(0-72)
OF	Bob Hudson, 1951	1.000	(0-51)
OF	Neil Martin, 1959	1.000	(0-40)
P	Danny O'Brien, 1975	.966	(1-28)

1948	Jack Wilson	.298	(20-67)	1962	Woody Woodward	.365	(54-148)
1949	Not Available			1963	Mike Augustine	.399	(65-163)
1950	Ronald Melton	.361	(30-83)	1964	Ken Suarez	.404	(44-109)
1951	Lee Bailey	.352	(32-91)	1965	Gary Nichols	.333	(29-87)
1952	Ralph Blinn	.317	(20-63)	1966	Gary Sprague	.369	(74-195)
1953	Cooter Mills	.319	(29-91)	1967	Bob Canty	.340	(18-53)
1954	Cooter Mills	.368	(32-87)	1968	Mike Easom	.386	(56-145)
1955	Riley Seevers	.415	(27-65)	1969	Dick Nichols	.336	(45-138)
1956	Dick Howser	.422	(38-90)	1970	Dick Nichols	.338	(80-237)
1957	Dick Howser	.364	(32-88)	1971	Ron Cash	.352	(58-165)
1958	Owen McCarron	.365	(35-96)	1972	Tom Rosa	.338	(69-204)
1959	Bob Clem	.436	(44-101)	1973	Tom Rosa	.317	(66-208)
1960	Bob Clem	.383	(36-94)	1974	Guillermo Bonilla	.351	(82-232)
1961	Jack Dull	.370	(40-108)	1975	Steve Tebbets	.374	(76-203)

## SEMINOLE HONOR ROLL

### ALL TIME LEADING HITTERS

<b>(200 or more at-bats and minimum .327 avg.)</b>					
.374	Steve Tebbetts	1975	(76-203)	.373	Mike Martin
.351	Guillermo Bonilla	1974	(77-233)	.370	Jack Dull
.340	Randy Davidson	1974	(83-244)	.365	Woody Woodward
.3382	Tom Rosa	1972	(69-204)	.364	Bill Williamson
.3376	Dick Nichols	1970	(80-237)	.353	Owen McCarron
.335	Ron Cash	1970	(72-215)	.352	Ron Cash
.330	Guillermo Bonilla	1975	(77-233)	<b>(50-99 at-bats and minimum .350 avg.)</b>	
				.422	Dick Howser
				.414	Riley Seevers
<b>(100-199 at-bats and minimum .350 avg.)</b>				.403	Bob Rosell
.436	Bob Clem	1959	(44-10)	.392	Fred Twoomey
.404	Ken Suarez	1964	(44-109)	.383	Bob Clem
.399	Mike Augustine	1963	(65-163)	.368	Cooter Mills
.386	Mike Easom	1968	(56-145)	.365	Owen McCarron
.384	Tom Cook	1968	(53-138)	.364	Dick Howser
.379	Gary Sprague	1966	(74-195)	.361	Ronald Melton
				.3563	Ray Bazzell
				.3555	Billy Campbell

### NO HITTERS

Gene Ammann vs. South Florida (7-0)	1970
Gene Ammann and Lin Garrett vs. Wake Forest (3-0)	1968*
Jeff Hill vs. Springfield (18-0)	1968*
Wayne Vincent vs. Ga. Southern (7-1)	1967
Mike Slade (B-team) vs. S. Ga. JC	1968*

\*These 3 no-hitters occurred on the same day.

### ONE HITTERS

Larry Jones vs. St. Leo (1-0, 7 inn)	1975
Larry Jones vs. Jacksonville (8-0)	1975
Larry Jones vs. Mercer (4-0)	1975
Horne-O'Brien vs. Mercer-Atl. (3-1)	1974
Farmer, O'Brien, Price, Rice vs. Florida Int'l. (7-4)	1973
Terry Farmer vs. Fairleigh-Dickinson (5-0) (7 inn)	1973
Terry Famer vs. Florida (8-0) (7 inn)	1973
Robin Flake, Mike Scarce, Mac Scarce vs. Union (5-0)	1971
Ammann, Gromek, Flake vs Union (5-1)	1970
Pat Osburn vs. So. Alabama (4-0)	1970
Gene Ammann vs. So. Alabama (11-0)	1970
Osburn, Harbaugh vs. S. Fla. (8-0)	1970
Gene Ammann vs. So. Alabama (9-0)	1970
Marvin Stringfellow vs. Auburn	1965
Jerry Boxer vs. Yale (7-0)	1957
Jerry Boxer vs. Rollins (5-0)	1957
Tony Avitable vs. Furman (6-1)	1956
Max Long vs. Furman (20-0)	1956
Bristol, Avitable, Long vs. Rollins (9-0)	1956



## TEAM RECORDS

### GAMES PLAYED

Most—68 in 1972 (W45-L23)  
Fewest—17 in 1948 (W9-L8)

### VICTORIES

Most—49 in 1970 (L9-T-1) and 1975 (L10)  
Fewest—9 in 1948 (Lost 8)

### LOSSES

Fewest—4 in 1952 (Won 17)  
Most—25 in 1974 (Won 37, Tied 1)

### WINNING PERCENTAGE

Highest—.854 in 1968 (35-6)  
Lowest—.529 in 1948 (9-8)

### WINNING STREAK

Longest—21 in 1968 (Mar. 23-Apr. 4) and  
1969 (Mar. 29-Apr. 24)  
To Start Season—15 in 1975

### LOSING STREAK

Longest—5 in 1974

### SHUTOUTS

Most Times Have Been—5 in 1974 (63  
games)  
Fewest Times Been—None in 1970 (59  
games) and other seasons with fewer games  
Longest Streak Without Being—90 over  
four seasons from 1962 through 1965

### BATTING AVERAGE

Highest—.321 in 1955 (23 games)  
Lowest—.237 in 1967 (46 games)

### EXTRA INNING GAMES

Most—6 in 1974  
Longest—15 innings on several occasions

### AT BATS

Game—51 vs. Tampa, 1973 (14 inn., TU 48)  
47 vs. St. Leo, 1973 (9 inn., St. Leo 32)  
Both Teams—105 vs. Ga. South., 1970 (15  
inn. 55 GSC, 50 FSU); 82 vs. So.  
Florida, 1974 (9 inn., 43 USF, 39 FSU)  
Most In Season—2,305 in 1972 (68 games)  
Fewest in Season—692 in 1951 (18 games)  
Most Per Game-Season—36.545 in 1955  
Fewest Per Game-Season—32.254 in 1974

### RUNS SCORED

Inning—12 vs. Miss St., 1966 (2nd)  
Game—24 vs. Miss. St., 1966 (24-2) and vs.  
Jacksonville St., 1954 (24-0)  
Both Teams—33 vs. Stetson, 1959 (21-12),  
FSU) and vs. Fla. South, 1952 (22-11, FSU)  
Most in Season—473 in 1972 (68 games)  
Fewest in Season—101 in 1948 (17 games)  
Most Per Game, Season—8.591 in 1955  
Fewest Per Game, Season—4.864 in 1967  
Winning Margin—24 vs. Jacksonville State,  
1954 (24-0)

### HITS

Inning—9 vs. Mississippi St., 1966 (2nd)  
Game—23 vs. Mississippi St., 1966  
Both Teams—35 vs. Wake Forest (FS 19,  
WF 16)  
Most in Season—670 in 1972 (68 games)  
Fewest in Season—186 in 1952 (21 games)  
Most Per Game-Season—11.727 in 1955  
Fewest Per Game-Season—7.841 in 1967

### DOUBLES

Game—7 vs. Niagara, 1975; Kentucky, 1966,  
FAMU, 1971  
Both Teams—9 vs. Auburn, 1972 (FS 4,  
AU 5)  
Most in Season—101 in 1972 (68 games)  
Fewest in Season—24 in 1951 (18 games)  
Most Per Game-Season—1.784 in 1963  
Fewest Per Game-Season—0.583 in 1953

### TRIPLES

Game—5 vs. Ky. Wesleyan, 1968  
Both Teams—5 vs. Ky. Wesleyan, 1968  
Most in Season—35 in 1969 (52 games) and  
1972 (68 games)  
Fewest in Season—9 in 1959 (33 games)  
Most Per Game-Season—0.739 in 1954  
Fewest Per Game-Season—0.194 in 1964

### HOMERUNS

Game—4 vs. Florida Int'l. in 1975 and sev-  
eral earlier occasions.  
Both Teams—5 vs. Florida Int'l. in 1975 and  
several earlier occasions  
Most in Season—52 in 1966 (52 games)  
Fewest in Season—3 in 1954 (21 games)  
Most Per Game-Season—1.000 in 1966  
Fewest Per Game-Season—0.130 in 1954

### TOTAL BASES

Game—42 vs. Miss. St., 1966  
Both Teams—55 vs. Miss. St., 1966 (FSU  
42, MSU 13)  
Most in Season—979 in 1972 (68 games)  
Fewest in Season—250 in 1952 (21 games)  
Most Per Game-Season—16.318 in 1960  
Fewest Per Game-Season—10.841 in 1967

### SLUGGING AVERAGE

Highest in Season—.464 in 1966 (52 games)

### RUNS BATTED IN

Game—20 vs. Miss. St., 1966  
Both Teams—27 vs. Wake Forest, 1969  
(FSU 14, WF 13)  
Most in Season—403 in 1972 (68 games)  
Most Per Game-Season—7.000 in 1955  
Fewest Per Game-Season—3.932 in 1967



## BASES ON BALLS

Game—18 vs. Ithaca College, 1957  
Both Teams—23 vs. Miami, 1956 (7 by FSU,  
16 by UM)  
Most in Season—340 in 1972 (68 games)  
Fewest in Season—93 in 1955 (22 games)  
Most Per Game-Season—6.875 in 1953  
Fewest Per Game-Season—3.795 in 1963

## STRIKEOUTS

Game—17 by Fla. Southern, 1972  
Both Teams—29 vs. Ga. South., 1970 (16 by  
GSC, 13 by FSU) and vs. Georgia 1968 (18  
by FSU, 11 by Ga.)  
Most in Season—336 in 1969 (52 games)  
Fewest in Season—93 in 1955 (22 games)  
Most Per Game-Season—6.462 in 1969  
Fewest Per Game-Season—2.423 in 1966

## STOLEN BASES

Game—11 vs. Stetson, 1957  
Both Teams—13 vs. Stetson, 1973  
Most in Season—118 in 1975 (59 games)  
Fewest in Season—20 in 1954 (21 games)  
Allowed in Game—13 vs. Stetson, 1973  
Most Allowed in Season—76 in 1972 (68  
games)  
Fewest Allowed in Season—7 in 1962 (28  
games) and 1968 (41 games)  
Most Per Game-Season—2.520 in 1957  
Fewest Per Game-Season—0.870 in 1954  
Fewest Allowed Per Game-Season—0.171,  
1968  
Most Allowed Per Game-Season—1.288 in  
1973

## PUTOUTS

Most in Season—1,728 in 1972 (68 games)

## ASSISTS

Most in Season—810 in 1972 (68 games)  
Fewest in Season—226 in 1960 (22 games)

## ERRORS

Most in Season—123 in 1972 (68 games)  
Fewest in Season—43 in 1955 (22 games)

## FIELDING AVERAGE

Highest—.9614 in 1975 (86 E in 2233  
chances)  
Lowest—.915 in 1959 (33 games)

## DOUBLE PLAYS

Most in Season—59 in 1974 (63 games)

## PITCHERS APPEARED

Most in Season—157 in 1972 (68 games)  
Most Per Game-Season—2.576 in 1973  
Fewest Per Game-Season—1.263 in 1951

## COMPLETE GAMES

Most in Season—27 in 1969 (52 games)  
Most Per Game-Season—0.568 in 1967

## INNINGS PITCHED

Most in Season—594<sup>2</sup>/<sub>3</sub> in 1972 (68 games)

## SAVES

Most in Season—27 in 1971 (57 games)  
Most Per Game-Season—0.474 in 1971

## SHUTOUTS

Most in Season—15 in 1975 (59 games) and  
1970 (59 games)  
Most consecutively—4 in 1970 (USA 4-0;  
USA 11-0; USF 7-0; USF 8-0) and 1973  
(Cumberland 3-0; Cumberland 9-0; St.  
Leo 3-0; St. Leo 11-0)  
Consecutive Scoreless Innings—40 in 1973  
(six games, including four shutouts)  
Most Per Game-Season—0.254 in 1975 and  
1970

## NO-HITTERS

Season—Two in 1968 (vs. Wake Forest and  
Springfield on the same day)

## ONE HITTERS

Most in Season—6 in 1970

## TWO HITTERS

Most in Season—6 in 1970

## EARNED RUN AVERAGE

Lowest in Season—1.49 in 1970 (59 games)  
Highest in Season—4.27 in 1962 (37 games)

## BATTING AVERAGE ALLOWED

Lowest in Season—.186 in 1970 (59 games)  
Highest in Season—.258 in 1962 (37 games)

## RUNS ALLOWED

Fewest in Season—72 in 1952 (21 games)  
Most in Season—325 in 1972 (68 games)  
Most in Game—24 to Clemson, 1959 (24-2)  
Most Per Game-Season—6.182 in 1962  
Fewest Per Game-Season—2.441 in 1970

## EARNED RUNS ALLOWED

Most in Season—238 in 1974 (63 games)  
Most Per Game-Season—4.216 in 1962

## HITS ALLOWED

Fewest in Season—130 in 1952 (21 games)  
Most in Season—578 in 1972 (68 games)  
Most in Game—21 to Auburn, 1971  
Consecutively—7 by So. Fla., 1974  
Most Per Game-Season—9.036 in 1961  
Fewest Per Game-Season—5.915 in 1970

## STRIKEOUTS RECORDED

Most in Game—24 vs. Furman, 1956  
Most in Season—528 in 1970 (59 games)  
Fewest in Season—126 in 1954 (21 games)  
Most Per Game-Season—9.000 in 1968  
Fewest Per Game-Season—4.923 in 1963

## WALKS ALLOWED

Most in Game—12 vs. Miami, 1973  
Fewest in Season—85 in 1953 (24 games)  
Most in Season—340 in 1972 (68 games)  
Most Per Game-Season—6.762 in 1952  
Fewest Per Game-Season—2.981 in 1969

## HOMERUNS ALLOWED

Most in Game—3 on several occasions, most  
recently to Ga. South., 1974  
Most in Season—29 in 1971 (57 games)  
Fewest in Season—4 in 1951 (18 games)  
Most Per Game-Season—0.676 in 1962  
Fewest Per Game-Season—0.192 in 1952



## INDIVIDUAL RECORDS

### GAMES PLAYED

Most in Season—67 John LiBrandi, 1972  
Most in Career—143 by Jim Foxwell (1972-75)  
Consecutively—63 Randy Davidson, 1974; Windle Higginbotham, 1974.  
Consecutively in Career—122 by Randy Davidson (1974-75)

### BATTING AVERAGE

Highest Season—.436 Bob Clem, 1959  
Highest Career—.410 Bob Clem, 1959-60

### SLUGGING AVERAGE

Highest Season—.770 Fred Twomey, 1955 (57TB/74AB)

### AT-BATS

Game—7 by Carlos Rodriquez vs. So. Ala., in 1975 and Owens McCarron vs. Yale in 1957, both in 11 innings and by three others in more innings.  
Season—244 Randy Davidson, 1974  
Career—511 Dick Gold, 1967-69

### RUNS SCORED

Game—5 Herb Sikes, vs. FAMU, 1971; Randy Brown vs. Miss. St., 1966  
Inning—2 by several players  
Season—69 Gary Sprague, 1966  
Career—101 John LiBrandi, 1972-73

### HITS

Inning—2 by several players  
Game—5 by Steve Tebbetts vs. Army in 1975 and John LiBrandi vs. Auburn in 1972  
Season—83 Randy Davidson, 1974  
Career—158 Guillermo Bonilla, 1974-75

### HITTING STREAKS

Consecutive Games—19 Dick Gold, 1969  
Consecutive Hits—7 by Steve Tebbetts in 1975 and Tom Cook in 1968  
Consecutive Times on Base—11 Mike Easom, 1968 (4 walks, 6 hits, 1 FC)

### DOUBLES

Game—3 Maury Hopkins vs. Kentucky, 1966; Tom Thomas vs. Kentucky, 1966 (Hopkins in first game, Thomas in second of same doubleheader)  
Season—17 Dick Nichols, 1970; John LiBrandi 1972.  
Career—34 by Jim Foxwell, 1972-75

### TRIPLES

Game—2 by five players, most recently by Ron Cash vs. So. Fla., 1970  
Season—9 Dick Gold, 1969  
Career—12 Dick Gold, 1967-69; Bob Hudson, 1953-55

### HOMERUNS

Game—2 by 12 players, most recently by Tim Sherill vs. So. Fla., 1972  
Season—13 by Jim Lyttle, 1966  
Career—17 Mike Easom, 1967-69

### TOTAL BASES

Game—11 John LiBrandi vs. Ga. South., 1972  
Season—131 Jim Lyttle, 1966  
Career—227 Mike Easom, 1967-69

### RUNS BATTED IN

Game—7 John LiBrandi vs Auburn, 1972  
Season—58 John Librandi, 1972  
Career—95 John LiBrandi, 1972-73

### WALKS

Game—5 Mike Leber vs. Valdosta State in 1971 and Dick Howser vs. Miami in 1956  
Season—50 Dave Nichols, 1972  
Career—87 Denny Williams, 1972-73

### STRIKEOUTS

Fewest Season—1, Cooter Mills, 1954 (87 AB)  
Most Season—58 Walt Sumner, 1969  
Most in Game—5 by Dick Nichols vs Ga. South., 1970 and vs. So. Cal. 1970 (both 15 inn.); 4 by many players in nine innings  
Most Career—85 Walt Sumner, 1968-69; Dick Gold, 1967-69  
Fewest/AB—(50-99 AB) 1/87 Cooter Mills (one in 87 ABs) 1954; (100-199 AB) 1/27.4 Mike Augustine (5 in 1935 1964; (200 + AB) 1/24.4 Randy Davidson (10 in 244) 1974  
Most/AB—1/3 Ralph Blinn, 1952 (21 in 63)

### STOLEN BASES

Game—5 Randy Davidson vs. Niagara, 1975 and Dave Nichols vs. Richmond, 1972  
Season—39 Randy Davidson, 1975  
Career—64 Randy Davidson, 1974-75

### FIELDING AVERAGE

Highest Season—(50-99 chances) 1.000 Steve Tebbetts, of, 1975 (0/92)  
(100-149)—1.000 Larry Lee c, 1973 (0/120)  
(150-199) .985 Jim Busby, of, 1975 (2/131)  
(200-249) .996 Jim Foxwell, 1b, 1973 (1/242)  
(250-299) .989 Jim Foxwell, 1b, 1975 (3/277)  
(300+) .987 Dan Roatche, c-1b, 1972 (4/300)  
Lowest Season—.823 Rick Colzie, 3b-of, 1973 (23/130)

### PUTOUTS

Season—506 Windle Higginbotham, 1b, 1974  
Career—675 Harry Saferight, c, 1970-71

## ASSISTS

Season—188 Dick Nichols, 2b, 1970  
Career—309 Randy Davidson, 2b, 1974-75

## ERRORS

Most Season—28 Greg Gromek, ss, 1970  
(265 chances, .865)  
Most Career—50 Greg Gromek, ss-of,  
1969-70  
Fewest Season—None by Steve Tebbetts,  
of, 1975 (92 chances); Larry Lee, c, 1973  
(120 chances); Ken Doria, of, 1971 (72  
chances)

## APPEARANCES

Season—29 Mac Scarce, 1971  
Career—59 Danny O'Brien, 1973-75

## STARTS

Season—18 Marty Rice, 1972  
Career—36 Gene Ammann, 1968-70

## RELIEF APPEARANCES

Season—29 Mac Scarce, 1971  
Career—45 Mac Scarce, 1970-71

## COMPLETE GAMES

Season—12 Danny O'Brien, 1975 (17 starts)  
Career—23 Wayne Vincent, 1966-68

## INNINGS PITCHED

Season—142<sup>2</sup>/<sub>3</sub> Marty Rice, 1972  
Career—295<sup>1</sup>/<sub>3</sub> Gene Ammann, 1968-70

## SAVES

Season—18 Mac Scarce, 1971 (29 App.)  
Career—30 Mac Scarce, 1970-71 (45 App.)

## SHUTOUTS

Season—8 Gene Ammann, 1970  
Career—11 Gene Ammann, 1968-70  
Consecutive—4 Gene Ammann, 1970 (Au-  
burn 5-0; Florida 1-0 in 10 inn.; E Carolina  
2-0 at Dist. 3; Arizona 4-0 at CWS)  
Consecutive Scoreless Innings—41<sup>1</sup>/<sub>3</sub> Gene  
Ammann, 1970 (five games including four  
shutouts)

## VICTORIES

Season—15 Larry Jones, 1975 (15-1); Danny  
O'Brien, 1975 (15-2); Gene Ammann, 1970  
(15-0)  
Career—31 Gene Ammann, 1968-70 (31-2)  
Consecutive in Season—15 Larry Jones, in  
1975; Gene Ammann, 1970  
Consecutive in Career—18 Larry Jones,  
1974 (3) and 1975 (15)

## LOSSES

Fewest Season—None by Gene Ammann in  
15 decisions, 1970 and several others in  
fewer decisions  
Fewest Career—2 Gene Ammann, 1968-70  
(33 decisions).

Most Season—6 Danny O'Brien, 1974 (13  
decisions); Marty Howell, 1964

Most Career—13 Marv Stringfellow, 1965-  
67 (29 decisions)

## WIN PERCENTAGE

Season—1.000 Gene Ammann, 1970 (15 de-  
cisions and seven others with fewer wins)  
Career—.939 Gene Ammann, 1968-70 (31-2)

## NO-HIT GAMES

Season—One on several occasions, most re-  
cently by Gene Ammann vs. So. Fla., in  
1970  
Career—One by several players

## ONE-HIT GAMES

Season—3 Larry Jones, 1975

## TWO-HIT GAMES

Season—3, Gene Ammann, 1970

## EARNED RUN AVERAGE

Lowest Season—0.66 Gene Ammann, 1970  
(10 ER in 137<sup>1</sup>/<sub>3</sub> inn.)  
Lowest Career—1.45 Wayne Vincent, 1966-  
68 (58 ER in 292 inn.)  
Highest Season—5.55 Chuck Sanders, 1953  
Highest Career—4.22 Marty Howell, 1962-64

## RUNS ALLOWED

Fewest Season—18 Steve Mastin, 1968 (107  
inn.)  
Most Season—60 Marty Rice, 1972 (142<sup>2</sup>/<sub>3</sub>)  
Most Career—125 Bill Fuller, 1970-73,  
(293<sup>1</sup>/<sub>3</sub>)

## EARNED RUNS ALLOWED

Fewest Season—8 Max Long, 1956 (45 inn.)  
Most Season—47 Dave Fernald, 1972 (105<sup>2</sup>/<sub>3</sub>)  
Most Career—91 Marty Rice, 1971-74 (286)

## HITS ALLOWED

Fewest Per 9 innings season—3.51 Mac  
Scarce 1971 (13 in 33<sup>1</sup>/<sub>3</sub>)  
Most Season—127 Marty Rice, 1972 (142<sup>2</sup>/<sub>3</sub>)  
Most Career—279 Bill Fuller, 1970-73  
(293<sup>1</sup>/<sub>3</sub>)

## HOME RUNS ALLOWED

Most Season—7 Bill Fuller, 1973

## STRIKEOUTS

Game—24 Tony Avitable vs. Furman, 1956  
Season—154 Pat Osburn, 1970  
Career—318 Gene Ammann, 1968-70  
Most Per 9 innings season—15.0 Mac Scarce  
1971 (60 in 36 innings)

## WALKS ALLOWED

Most Season—72 Dave Fernald, 1972 (105<sup>2</sup>/<sub>3</sub>)  
Most Career—148 Marty Rice, 1971-74 (248)  
Fewest Per 9 innings Season—1.33 George  
Lott, 1969 (14 in 94<sup>2</sup>/<sub>3</sub>)  
Fewest Per 9 innings Career—1.70 Frank  
Davis, 1959-61 (48 in 249<sup>1</sup>/<sub>3</sub>)



## DISTRICT III AND SOUTHEASTERN INDEPENDENT RECORDS

(The following District III and Southeastern Independent Records are held by Florida State.)

### TEAM RECORDS

GAMES PLAYED—68 in 1972  
MOST SHUTOUTS—15 in 1970  
MOST TRIPLES, Game—5 vs. Kentucky Wesleyan, 1968  
TOTAL BASES, Season—979 in 1972  
MOST STRIKEOUTS, Season—336, 1969  
INNINGS PITCHED, Season—594<sup>2</sup>/<sub>3</sub> in 1972  
LOWEST EARNED RUN AVERAGE—1.40 in 1970  
MOST STRIKEOUTS, Season—528 in 1970  
MOST STRIKEOUTS, Game—24 vs. Furman, 1956  
MOST HIT BATTERS—29 in 1975  
MOST PUTOUTS, Season—1,728 in 1972  
MOST ASSISTS, Season—810 in 1972  
MOST ERRORS, Season—123 in 1972  
MOST TOTAL CHANCES, Season—2,661 in 1972

SAVES, Career—30 Mac Scarce, 1970-71  
SAVES, Season—18 Mac Scarce, 1971  
MOST CONSECUTIVE SCORELESS INNINGS—40 in 1973  
MOST AT BATS—2,305 in 1972  
MOST HITS, Season—670 in 1972  
WIN PERCENTAGE, Season—1.000 Gene Ammann, 1970  
SHUTOUTS, Career—11 Gene Ammann, 1968-70  
SHUTOUTS, Season—8 Gene Ammann, 1970  
LOWEST ERA, Career—1.45 Wayne Vincent, 1966-68  
MOST EARNED RUNS, Career—91 Marty Rice, 1971-74  
STRIKEOUTS, Game—24 Tony Auitable vs. Furman, 1956  
WALKS ALLOWED, Career—148 Marty Rice, 1971-74  
WILD PITCHES, Season—14 Larry Jones, 1975

(The following are Southeastern Independent Records, but NOT District Three Records which are held by Florida State.)

### INDIVIDUAL RECORDS

GAMES PLAYED, Season — 67 John LiBrandi, 1967  
PUTOUTS, Season—506 Windle Higginbotham, 1974  
ASSISTS, Season—188 Dick Nichols, 1970  
AT-BATS, 9 inn. Game—7 Dave Grimes, 1971 (tie)  
HITTING STREAK—19 Dick Gold, 1969 (tie)  
STOLEN BASES, Game—5 Dave Nichols, 1972; Randy Davidson, 1975 (tie)  
STRIKEOUTS, Career—85 Dick Gold, Walt Sumner  
STRIKEOUTS, Season—58 Walt Sumner, 1969  
STRIKEOUTS, Game—5 Dick Nichols, 1970 (15 inn.)  
APPEARANCES, Season—29 Mac Scarce, 1971  
RELIEF APPEARANCES, Season—29 Mac Scarce, 1971

WINNING PERCENTAGE, 24-49 Games—.854, 1968 (35-6)  
MOST WALKS, Game—18 vs. Ithaca, 1957  
MOST TRIPLES, Career—12 Bob Hudson, Dick Gold (tie)  
MOST WALKS, Game—5 Dick Howser vs. Miami, 1956 (tie)  
LOWEST ERA, Career—1.45 Wayne Vincent, 1966-68

## RECORDS VS. ALL OPPONENTS

Team	First Meeting	Last Meeting	Score	Series FSU	Standing OPP
		Year			
Alabama	1967	1968	6-1	2	1
Amherst	1952	1964	5-0	7	1
Arizona	1963	1970	4-0	1	1
Army	1975	1975	7-4	1	0
Auburn	1954	1975	3-4	43	33
Belmont Abbey	1969	1969	8-4	2	0
Bradley	1950	1950	1-10	1	1
Bowling Green	1970	1970	17-8	1	0
Brown	1971	1971	6-1	5	1
Chicago State	1972	1972	11-2	3	0
Cincinnati	1953	1956	8-2	2	0
Clemson	1958	1974	5-3	19	14
Columbus College	1974	1975	6-4	4	0
Connecticut	1957	1957	3-5	0	1
Cumberland College	1973	1973	9-0	2	0
Dartmouth	1970	1970	6-0	1	0
Davidson	1954	1954	7-1	1	0
Duke	1954	1959	2-6	15	9
East Carolina	1962	1970	2-0	4	2
Eastern Michigan	1975	1975	1-2	0	1
Fairleigh Dickinson	1973	1973	2-1	2	0
Florida	1956	1975	8-7	41	38
Florida A&M	1971	1973	8-1	9	0
Florida International	1973	1975	12-4	5	1
Florida Southern	1949	1974	2-4	29	13
Furman	1955	1969	7-2	12	1
Georgia	1951	1971	2-4	25	15
Georgia (Savannah)	1948	1948	8-3	1	1
Georgia Southern	1948	1975	7-8	64	17
Georgia Tech	1959	1975	9-3	13	4
George Washington	1958	1959	3-2	2	0
Holy Cross	1970	1970	3-0	2	0
Illinois	1956	1970	10-0	5	0
Indiana	1956	1956	14-10	2	0
Ithaca	1957	1962	5-4	3	0
Jacksonville (Ala.) St.	1953	1973	13-5	3	0
Jacksonville (Fla.) Univ.	1964	1975	1-2	24	8
Kentucky	1965	1966	20-1	5	0
Kentucky Wesleyan	1968	1968	15-5	2	0
Kenyon	1952	1952	11-2	2	0
Lafayette	1971	1971	2-1	3	0
Lewis	1974	1974	5-7	0	3
LSU	1955	1975	4-2	2	2
Loyola (La.)	1952	1968	4-1	10	0
Marietta College	1973	1973	5-7	0	0
Maryland	1965	1970	10-1	4	0
Mercer	1948	1975	5-0	10	3
Mercer-Atlanta	1974	1974	14-2	2	0
Miami	1951	1975	6-5	48	17
Michigan	1959	1962	7-10	1	1
Michigan State	1957	1975	11-3	9	6
Middle Georgia	1948	1948	7-6	2	0
Millsaps	1949	1949	10-8	1	0
Mississippi	1949	1972	3-8	6	1
Mississippi College	1948	1951	7-8	13	4
Mississippi State	1964	1970	5-4	5	2



Navy	1960	1956	0-1	3	4
New York University	1970	1970	4-2	2	0
Niagara	1974	1975	10-4	4	0
North Carolina	1956	1970	3-2	14	4
North Carolina State	1962	1968	1-4	2	4
UNC-Wilmington	1974	1974	10-4	3	0
Northeast Louisiana	1964	1964	7-4	1	0
Northern Illinois	1971	1971	7-1	1	0
Notre Dame	1956	1958	3-2	3	0
Oglethorpe	1949	1949	5-7	0	1
Ohio	1970	1974	3-6	1	1
Ohio State	1960	1971	1-9	0	3
Parsons	1967	1967	4-16	0	2
Penn State	1957	1969	8-4	7	2
Richmond	1972	1972	10-5	1	0
Rider College	1970	1974	6-1	2	0
Rollins	1948	1973	5-0	11	11
Rutgers	1966	1966	18-10	1	0
Santa Clara	1962	1962	6-11	1	1
Seton Hall	1975	1975	0-11	0	1
South Alabama	1969	1975	7-1	15	12
South Carolina	1969	1974	0-1	1	2
South Florida	1969	1974	9-8	10	2
Southeastern Louisiana	1953	1953	5-4	1	1
Southern California	1963	1970	1-2	0	2
Southern Illinois	1968	1970	6-1	6	1
Springfield	1967	1968	18-0	4	0
Springhill	1966	1966	14-2	4	0
St. Josephs	1972	1973	9-4	9	4
St. Leo	1969	1975	7-2	17	1
St. Louis	1965	1965	3-5	0	1
Stetson	1949	1975	5-3	27	15
Tampa	1949	1975	10-2	22	4
Tennessee	1951	1974	0-2	4	3
Texas	1965	1970	11-2	2	1
Troy State	1948	1974	9-2	3	1
Tulane	1967	1969	0-1	5	1
Union University	1970	1971	8-6	5	0
Valdosta State	1963	1975	8-3	9	2
Vanderbilt	1972	1972	19-4	2	1
Virginia	1972	1972	14-7	2	0
Virginia Tech	1967	1967	7-2	1	0
Wake Forest	1962	1969	10-1	15	5
Western Michigan	1959	1974	2-4	6	8
West Virginia	1956	1962	6-5	3	2
William & Mary	1967	1967	5-4	1	0
Wisconsin	1955	1958	3-1	8	1
Yale	1957	1957	11-8	2	0

#### **OTHER AMATEURS**

Camp Lejune (USMC)	1949	1954	5-6	3	1
Jacksonville Naval Air Sta.	1953	1954	7-4	2	2
Pensacola Navy	1965	1965	10-2	3	0
Valdosta Red Sox	1968	1968	3-1	4	0

#### **PRO TEAMS**

Birmingham (AA)	1968	1968	2-6	0	3
Knoxville (A)	1958	1958	3-2	1	0
Pittsfield (AA)	1968	1968	0-1	0	3
Tallahassee (Citizens) (A)	1951	1951	16-6	1	0
Tallahassee (Rebels) (A)	1954	1954	2-5	1	1
Pautuckett	1970	1970	3-14	0	1
Baltimore	1970	1970	5-10	0	1

## THROUGH THE YEARS

Year	Coach	Captain	W	L	T	Rns	Opp	BA	Opp
1948	Charlie Armstrong	Ron Nettles	9	9	0	101	121		
1949	Charlie Armstrong	Sam Cox	11	8	0	126	103		
1950	Charlie Armstrong	Bob Trowbridge	11	7	0	122	104		
1951	Charlie Armstrong	Augie Pompelia	13	6	0	161	97	.292	.234
1952	Ralph Matherly	Bob Trowbridge	17	4	0	158	72	.266	.188
1953	Ralph Matherly	Cooter Mills	13	10	1	156	.254		
1954	Ralph Matherly	Bob Hudson	13	8	0	164	101	.269	
1955	Danny Litwhiler	Billy Campbell							
		Bob Hudson	17	6	0	189	98	.321	
1956	Danny Litwhiler	Max Long	24	6	0	244	121	.295	
1957	Danny Litwhiler	Carlee Hendrix	22	9	0	232	120	.297	
1958	Danny Litwhiler	Dick Howser	20	7	0	198	104	.294	.208
1959	Danny Litwhiler	Dale Koch	22	11	0	258	166	.282	.231
1960	Danny Litwhiler	Ray Bazzell	13	9	0	183	136	.313	.254
1961	Danny Litwhiler	Frank Davis							
		Jack Dull	21	7	0	203	238	.301	.256
1962	Danny Litwhiler	Ray McShane							
		Bob Madison	23	14	0	254	221	.296	.258
1963	Danny Litwhiler	Al Beccaccio	26	13	0	250	151	.278	.213
1964	Fred Hatfield	Jim Reed	23	13	0	244	171	.273	.247
1965	Fred Hatfield	Gerry Chmielewski	32	11	1	305	179	.281	.253
1966	Fred Hatfield	Dick Fernandez	39	13	0	417	192	.294	.214
1967	Fred Hatfield	Roy Mewbourne	32	14	0	214	155	.234	.220
1968	Fred Hatfield	Chuck Cone							
		Bob Canty	35	6	0	291	120	.284	.215
1969	Jack Stallings	Dick Gold							
		Mike Easom	38	13	1	303	158	.273	.219
1970	Jack Stallings	Dick Nichols	49	9	1	361	144	.277	.186
1971	Jack Stallings	Harry Saferight							
		Ron Cash	41	16	0	341	208	.282	.208
1972	Jack Stallings	Ken Doria	45	23	0	473	325	.291	.251
		Mike Scarce							
1973	Jack Stallings	John LiBrandi	38	21	0	331	218	.289	.218
		Denny Williams							
1974	Jack Stallings	Randy Davidson	37	25	0	320	269	.268	.232
1975	Woody Woodward	Randy Davidson	49	10	0	371	162	.300	.198

## COACHES CUMULATIVE RECORD

NAME	TENURE YEARS	WON	LOST	TIE	PCT.	
Charlie Armstrong	1948-51	4	44	29	0	.6027
Ralph Matherly	1952-54	3	43	22	1	.6591
Danny Litwhiler	1955-63	9	188	82	0	.6963
Fred Hatfield	1964-68	5	161	57	1	.7374
Jack Stallings	1969-74	6	248	107	3	.6969
Woody Woodward	1975-	1	49	10	0	.8305

This public document was promulgated at an annual cost of \$1,300 or \$1.30 per copy to serve as a handbook for baseball and acquaint the media and fans with the 1976 Florida State University Baseball Team.



1976 SCHEDULE

SUN.	MON.	TUES.	WED.	THUR.	FRI.	SAT.
<b>FEBRUARY</b> Biscayne (2) 1:00	23 Miami 7:30	24 Miami 7:30	25	26	27	28 SW La. 1:30
29 SW La. 1:30						
<b>MARCH</b>	1	2	3 Columbus 3:30	4 Georgia SW (2) 3:30	5	6 Georgia SW (2) 1:00
7	8	9 Biscayne 7:30	10 Biscayne 3:30	11	12	13
14	15	16	17	18 Howard(2) 5:00	19	20 Valdosta St. 1:30 St. Leo 7:30
21 St. Leo 1:30	22 Stetson 7:30	23 Stetson 3:30	24 Jacksonville (2) 3:30	25	26 Otterbein (2) 3:30	27 Otterbein 1:30
28 Valdosta St. 2:00	29 Stetson 7:30	30 Stetson 3:15	31			
<b>APRIL</b>				1 Columbus 3:00	2	3 Georgia Southern 7:30
4 Georgia Southern 1:30	5	6	7	8 Jacksonville 3:30	9 Jacksonville 3:30	10 Mercer (2) 1:30
11 South Florida (2) 1:30	12 Florida 7:30	13 Florida 3:30 Niagara 7:30	14 Niagara (2) 3:30	15	16	17 South Alabama (2) 2:00
18 South Alabama 2:00	19	20 Florida 3:30	21 Florida 3:30	22	23 Tampa 7:30	24 South Alabama 1:30
25 South Alabama 1:30	26	27	28	29	30 Mercer(2) 1:30	
<b>MAY</b>						1 Georgia Tech 1:30
2 Georgia Tech 1:30	3	4	5 Miami 7:30	6 Miami(2) 3:00/7:30	7	8 Georgia Southern 3:30
9 Georgia Southern (2) 1:30	10	11	12	13	14	15

(Shaded dates are away games)