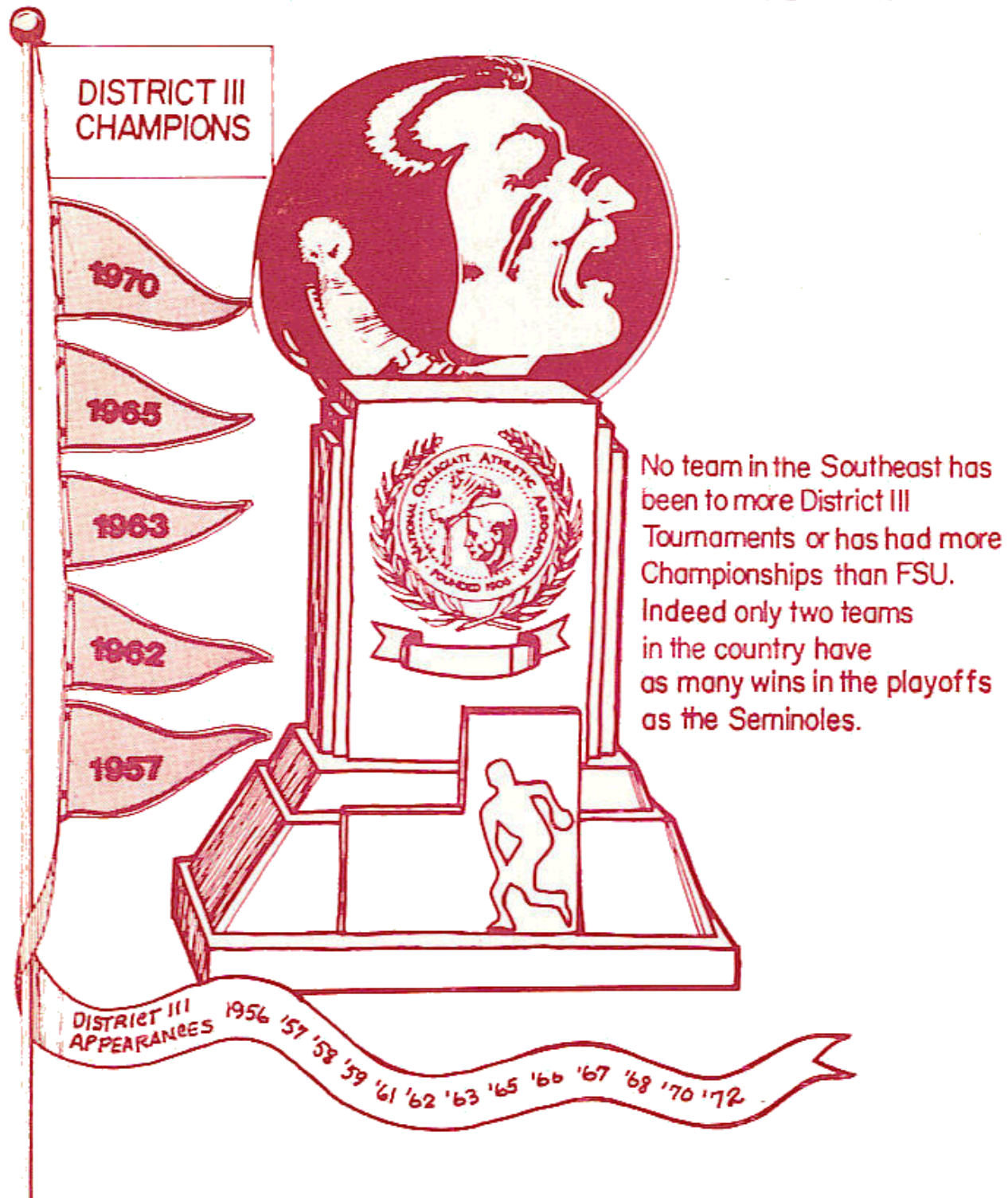


Florida State Baseball 1974

CHAMPIONSHIP BASEBALL AT ITS BEST



FEBRUARY		1974 SCHEDULE					23 Exh. KC Royals Academy (2)
24 Exh. KC Royals Academy	25	26	27 3:00 Jacksonville (2)	28 3:00 Jacksonville			
MARCH						1	2 1:30 Troy State (2)
3	4	5 3:00 UNC Wilmington	6 3:00 UNC Wilmington	7 3:00 UNC Wilmington	8 3:00 Clemson	9 1:30 Clemson	
10 1:30 Clemson	11	12	13	14	15	16 7:30 Miami	
17 1:30 Miami	18 3:00 Florida International	19 7:30 Florida Southern	20 3:00 Tampa	21 3:00 Tampa	22 7:30 Tennessee	23 1:30 Tennessee	
1:30 24 Ohio 31	25 7:30 South Carolina	26 7:30 South Carolina	27 7:30 Rider	28	29 1:30 Western Michigan (2)	30 2:00 Valdosta State	
APRIL		1	2 7:30 Columbus College	3	4	5 7:30 Niagara University	6 1:30 Lewis University
7 1:30 Lewis (2) University	8 7:30 Lewis University	9 3/7:30 Mercer (Atlanta) (2)	10 7:30 Tampa	11 7:30 Tampa	12 7:30 Mercer (Macon)	13 1:30 Mercer (Macon)	
14	15 1:30 Florida Int'l. (2)	16	17	18 3/7:30 Miami (2)	19 7:30 Miami	20 7:30 Georgia Southern	
21 1:30 Georgia Southern	22 7:30 Florida Southern	23	24 7:30 Valdosta State	25	26 7:30 South Florida	27 1:30 South Florida	
28	29 7:30 Auburn	30 3:00 Auburn					
MAY			1	2	3	4 1:30/7:30 Georgia Southern (2)	
5 1:30 Georgia Southern	6	7	8	9	10	11	
12 2:00 Columbus College	13 3:00 CDT Auburn	14 3:00 CDT Auburn	15 7:30 Jacksonville	16 7:30 Jacksonville	17 7:30 Florida	18 1:30 Florida (2)	
19 2:00 Florida	20 3:00 Florida	21	22	23	24	25	

Shaded Dates Indicate Home Games



FLORIDA STATE UNIVERSITY

LOCATION	Tallahassee, Florida 32306
ENROLLMENT	20,033
NICKNAME	Seminoles
COLORS	Garnet and Gold
BASEBALL STADIUM	Seminole Field (3,300)
CONFERENCE	Independent
PRESIDENT	Dr. Stanley Marshall
ATHLETIC DIRECTOR	John Bridgers
ASSISTANT AD	Bill Rowe
HEAD BASEBALL COACH	Jack Stallings
ASSISTANT COACHES	Bob Simpson, Stan Kmet, Barry Hecker, Ron Oglesby
SPORTS INFORMATION DIRECTOR	Lonnie Burt
ASSISTANT SID	Hank Schomber
ATHLETIC DEPARTMENT PHONE	904/599-2790
BASEBALL OFFICE PHONE	904/599-2484



SEMINOLE BASEBALL

Florida State's baseball program is one of people—people who care, who want to see that its longstanding tradition of "The Best in College Baseball" continues into the future. From coaches, to trainers, to publicists, to ground crew, Florida State's program is staffed with "baseball people."

This fact is widely recognized by followers of college baseball around the nation and is a primary reason that Florida State is considered to have one of the top collegiate baseball programs in the country. This is especially true among the nation's high school coaches and pro scouts. "If we find a boy who is determined to get an education before turning pro, we don't hesitate to recommend Florida State," says one scout. "He is going to get as much or more training and experience there, as he will anywhere in the country." And it is not just the scouts in the Southeast who are high on Florida State's program. Young players from all over the country are recommended to the Seminole coaches by the scouts and the Florida State program is in turn recommended to the player.

Baseball at Florida State has a 12-month season. The mild Florida winters make it possible for the Seminoles to begin work upon arrival in the fall and continue through June. In the summer there are almost always openings for Florida State players in the many collegiate leagues and teams from Alaska to Cape Cod. Florida State's "Fall Season" commences with the opening of classes and concludes with the annual Oldtimers Game against the alumni at Homecoming. Although the emphasis is on instruction during this period, a schedule of 30 games, against area junior colleges and formal intrasquad contests, are played.

Following the holiday break, practice resumes early in January as preparations are made for the upcoming spring season. The preseason practice sessions are highlighted by the appearance of the many pro ballplayers who stop by on their way to spring training at major league camp sites downstate. Many of these players are former Seminoles and offer invaluable tips and coaching to current players.

Of course even without this "bonus coaching" the Florida State player receives the finest tutoring anywhere. Throughout the years, Florida State has had the nation's finest coaching staffs. In 1974 for example, there are five coaches who will be working with the players. This allows players to receive instruction not only in groups, but also on an individual basis.

A 60 to 70 game schedule usually begins in late February or the first of March. The Seminoles are an independent in NCAA District III which is generally considered the strongest in the country. Many of their district rivals are ranked annually among the nation's top 20 teams and long established series with many of these same clubs creates an atmosphere deep in tradition.

Once the spring collegiate season is over and final exams are through, many Florida State players head for the summer leagues and independent semi-pro teams around the country. In past years many Seminole players have had the opportunity to travel internationally with United States All-Star teams in South and Central America, Europe and Japan. In all, it is not unusual for a Florida State player to have the opportunity to perform in more than 150 games a year.

All this opportunity to play does not mean there is not an emphasis on academics. Just the opposite is true. Florida State's athletic program includes an outstanding academic advisement office that is prepared to meet just about any need the student-athlete may have, from schedule advisement to tutoring. Academic counselors and coaches are not only interested in seeing the athlete remains eligible to play, but also that he is making genuine progress toward a degree. Even the fact that the Seminoles play nearly 100 games from September to June, does not alter the emphasis on academics. In fact in 1974, the members of the varsity squad will have to be excused from just five days of class to make trips. Those five days are split over two quarters and are well under the maximum allowed by the University. The advent of night baseball (Seminole Field was one of the nation's first collegiate ballparks to have lights) has also made available more study time than players had a decade ago.

Facilities are another big factor in the Seminole program. Few colleges can boast of the "on campus" facilities available to the Florida State baseball players. Seminole Field is the site of all Florida State home games. Since the lights went up in the mid-1960's, night baseball has become part of the "way of life" of the Tallahassee community. Crowds average more than 1,000 per game and many times during the year the bleachers are filled to the 3,300 capacity. In the last three years over 100,000 spectators have seen the Seminoles play at home.

The field itself is equivalent to many of the finest minor league parks. It is kept in top condition year round by the Florida State Department of Grounds under the supervision of Henry Martin and Robert Barrett. Seminole Field is just one of three full diamonds available, on campus, for the Seminoles. Scattered throughout this complex are several batting cages, pitching mounds and pitching machines.

HEAD COACH Jack Stallings

A large part of Florida State's baseball tradition centers around outstanding coaching and with Jack Stallings at the Seminole helm that is exactly what they have. There are few collegiate coaches who have gained more respect from either their colleagues at the collegiate level or in the pro ranks than the Tribe mentor. Stallings' record pretty well tells his story. In five seasons at Florida State he has led the Seminoles to 211 wins in 293 games. The Tribe reached the finals of the NCAA College World Series in his second season. Eight of his players have been named to All-America teams and 13 have been named to the District All-Star squad. Nearly two dozen have been selected to play pro ball.



Before coming to the Seminoles in 1969, Stallings had built an enviable record at Wake Forest, his alma-mater. In nine seasons there, he led his teams to a 152-109-2 record, including a pair of Atlantic Coast Conference championships, two District III titles and strong showings in the College World Series.

A keen baseball tactician, Stallings' on-the-field capabilities are unsurpassed. His teams are marked by sound fundamentals and a daring, but calculated style. His fall and early preseason workouts are marked by several classroom "bull sessions" as well as team workouts and individual tutoring. As a result it is rare that a Seminole team will "beat itself" either mentally or physically.

A former pro himself, Stallings has many close friends among the nation's scouts. These relationships help the program in many ways, not the least of which is the scouts' willingness to recommend a boy to the Seminoles and the Seminoles to the boy. Also because of these acquaintanceships, a Stallings' recommendation to the scouts is highly regarded.

Stallings' promising pro career was cut short by a polio attack in 1954. Although he recovered fully, he turned his attention to coaching where he has been ever since. At Wake Forest he captained the Deacons' 1951 team which represented the United States at the Pan American Games.

In 1970, the Seminoles chalked up a 49-9 record including a 2-1, 15-inning loss to Southern California in the NCAA finals and Stallings was named "Coach of the Year" in District III.

In addition to his Seminole coaching duties, Stallings also plays an active role in the American Association of College Baseball Coaches. He is chairman of the AACBC Professional Baseball Committee, charged with improving the relations between college and pro ball; a member of the Executive Committee, and has served three terms as president of the National Association of Summer Baseball Teams.


He has served as a coach in Nova Scotia and the Basin League during the summers and in recent years he has taken several all-star teams to South America on summer tours.

Stallings is married to the former Norma Dean Griffin of Durham. They have three sons.

ASSISTANT COACHES


BOB SIMPSON

Bobby Simpson is in his third season as assistant to Head Coach Jack Stallings. A former head coach at Tift County High School in Georgia, he played his college ball at Valdosta State. Enthusiastic and knowledgeable, he has served as a scout and instructor for the Cincinnati Reds and Kansas City Royals.




STAN KMET

A former pro player and coach Stan Kmet joined the Seminole staff and has established a strong relationship with the Florida State pitchers. A former collegiate star at Northwestern, he was drafted by Cincinnati and has several years pro experience with the Reds and St. Louis Cardinals' organization. Included in his professional experience is a season as head coach for one of the Florida Instructional League teams.




RON OGLESBY

Ron Oglesby joined the Seminoles in January 1973. A former player for Union University, this Kentucky native will work mainly with the B Team Renegades. He is married to the former Brenda Halsom of Jackson, Tenn.



BARRY HECKER

Barry joined the Seminole staff last fall and will be working with Ron Oglesby and the B-squad. A native of Maryland, he was a catcher for Frostburg State, which won the NAIA District 8 title each of his varsity seasons. Following graduation, he served as an assistant basketball and baseball coach at George Washington for a year, and as a track and basketball coach in Prince George County high schools for two seasons.



1974 OUTLOOK

The Seminole baseball team, usually one of the South's top clubs, will be starting from scratch just about everywhere except the pitching department in 1974. The Tribe lost three quarters of its 1973 starting infield, the entire outfield, top three catchers and four pitchers. While most coaches would be turning pale at such an outlook, Florida State Coach Jack Stallings is looking forward to the challenge.

"We are going to be young and inexperienced," he said. "And it may take us a little while to get going strong, but there is no reason we cannot have a good baseball team—a team that meets the standard Florida State fans have come to expect.

"We have most of our pitching staff back and last year's bench was a strong one that will provide a nucleus with which to work. In addition we feel we have had a good recruiting year and the young players coming in should be ready to help.

"The fall practice sessions and exhibitions were very important to us. We accomplished a lot of things we wanted to, and this should be a big factor in our development this spring."

The outlook is not as dark as it may at first seem. Stallings has five pitchers with considerable varsity experience back. Among them are Terry Farmer (10-1 last year), Bill Horne (4-4) and Danny O'Brien (4-4 with 8 saves). Farmer and Horne were mainly starters in 1973, while O'Brien was a freshman relief specialist. This year he will get a shot at starting. Also back will be Ron Herring and Marty Rice who split their duty as starters and relievers. Those five accounted for 25 of the Seminoles 38 wins last year.


To bolster the pitching corps, Stallings has recruited righthander Mike Kelly, who posted a 7-2 record and a 1.82 ERA at Seminole Junior College last spring. In addition Dave Brown (who saw limited varsity action) and Larry Rothschild move up from the B-team.

While first baseman Jim Foxwell is the only regular returning from 1973, Stallings is confident of molding a sound club. Marty Maier and Mike Eissey who performed well in reserve roles last year will join Foxwell in the infield. Newcomers Randy Davidson (Columbia State) and Windle Higginbotham (Chipola) bring impressive JC credentials with them. Guillermo Bonilla is a sound freshman from Puerto Rico.

In the outfield Stallings will work B-team graduates Steve Tebbetts, Mike Givens and Bill Daniel along with freshmen Carlos Lezcano (Puerto Rico) and Jim Busby (Leesburg).

Behind the plate Jeff Tandlich, a transfer from Miami-Dade North JC, newcomer John Drews and Jose Lugo a freshman from Puerto Rico are vying for the starting spot.

The schedule is again strong and the Seminoles jump right into the thick of things, opening the regular season at Jacksonville. The 61 game slate includes 28 games against District Three Independents, including nearly all the top challengers for the NCAA tournament berths.




BONILLA



BUSBY



DAVIDSON



DREWS

SEMINOLE PROFILES

BILL BONILLA—INFIELD, Freshman, Rio Piedras, P.R., Bats and Throws Right, 5-8, 165, Liceo Int. Castro . . . one of three members of the 1973 National Champion Puerto Rican American Legion team on squad . . . fine looking all around ball player . . . primarily a thirdbaseman, but can play short . . . won the RBI award for leading the regional and national American Legion Tournaments in that category last year . . . has good power for player his size . . . solid defensive player . . . has adequate speed . . . was captain and twice most valuable player on his high school team in Puerto Rico . . . had a 3.7 average in high school, won an honor in sciences and was president of his senior class.


JIM BUSBY—OUTFIELD, Freshman, Yalaha, Fl., Bats and Throws Left, 5-10, 155, Leesburg H.S. . . . knowledgeable, disciplined player who shows good poise and maturity . . . the son of Atlanta Braves Coach Jim Busby, he shows the instinct and knowledge of a solid baseball background . . . good defensive player with fine arm and speed . . . led his high school team in batting for two years with .415 and .385 averages . . . all around athlete, he lettered four years in baseball and three in football . . . was a high school pitcher as well as playing the outfield and first base regularly . . . voted the most valuable player on his high school club three years in a row . . . turned down pro offer to play at Florida State, "because it is a school I have always wanted to come to."

RANDY DAVIDSON—INFIELD, Junior, Huntsville, Ala., Bats and Throws Right, 5-9, 156, Columbia State JC . . . JC All-America and twice a member of the All-National JC Tournament Team while playing for Columbia State in Tennessee . . . hit .353 as a freshman and .365 last year . . . a spray hitter and does not have a lot of power . . . played for World Champion USA team last fall in Nicaragua, set stage for winning run in championship game with a "perfect" bunt to load bases . . . an intelligent player, plays good defense, is a good baserunner and "does what he has to, to beat you" . . . played summer ball for Huntsville team which won the Alabama Championship and went to the National Tournament in Wichita, Kan. . . . was twice all-conference at Columbia and was named MVP at the Alabama State H.S. Tournament in 1971 . . . played on same prep team as Tennessee's Conredge Hollaway.


JOHN DREWS—CATCHER, Junior, Hollywood, Bats and Throws Right, 5-10, 175, South Broward . . . was a pleasant surprise at practice last fall . . . came to Florida State on a football scholarship, but has turned his attention to baseball . . . was impressive with his work and attitude behind the plate . . . shows hustle and desire and has best arm among the catching candidates . . . is an avid athlete with a lot of all around ability, won campus, intermediate class racquetball championship in 1972, likes to go shark fishing in South Florida . . . his father, the late Karl Drews, pitched for the Yankees in the 1947 World Series and later was with Philadelphia and others . . . he has two uncles who played minor league ball and his older brother Ronnie played basketball and baseball at Old Dominion, while younger brother Mike is a swimmer at Auburn .



EISSEY



FARMER



FOXWELL




GIVENS

MIKE EISSEY—INFIELD, Senior, No. Palm Beach, Bats and Throws Right, 5-10, 150, Palm Beach JC, 1VL . . . played solid role as a reserve infielder last year, filling in well whenever called upon . . . is expected to win starting role at shortstop this spring . . . spray hitter with good bat control . . . fine fielder with good arm and range . . . has good speed and runs the bases well . . . his parents are both Florida State graduates and his dad was a member of FSU's first baseball team . . . was captain and MVP of his high school baseball team and an all-conference selection two straight years . . . was President of his Senior Class and a member of National Honor Society in high school.


TERRY FARMER—PITCHER, Senior, Columbus, Ga., Bats and Throws Right, 6-0, 170, Chipola JC, 1VL . . . returns with the best stats among all of the 1973 starters . . . had a good fall and is expected to continue this spring . . . had two shutouts enroute to a 10-1 mark last year, his 2.44 ERA was best among the starters . . . tough little battler he wins with finesse rather than overpowering you . . . was considered by many to be one of three best JC pitchers in the state his sophomore year, turned down high draft pick to come to Florida State . . . pitched last summer for Wareham in the Cape Cod League where he was 4-1 and pitched in the league All-Star game at New York's Yankee Stadium.

JIM FOXWELL—FIRSTBASE, Junior, Martinsville, NJ, Bats and Throws Right, 6-2, 205, Bridgewater-Raritan-East HS, 1VL . . . earned a starting spot midway through last season and had highest batting average on squad although he did not have enough at-bats to qualify for title . . . an aggressive player, eager to learn and to improve . . . hard worker who could become an outstanding college player . . . has the tools to be a fine hitter . . . adequate defensive player and baserunner . . . played summer ball in Cape Cod League and added experience will help . . . three time All-State selection in New Jersey and twice an All-Metro choice . . . most memorable moment in college baseball was getting a hit on the first pitch of his first time up.

MIKE GIVENS—OUTFIELD, Junior, Tallahassee, Bats Left, Throws Right, 5-10, 160, Tallahassee CC . . . good outfield prospect who moves up from the Renegades . . . intelligent ball player . . . good hitter, but does not have a lot of power . . . good bat control, should not strikeout much . . . was one of the leading hitters on Renegades last spring . . . good outfielder with good speed and an adequate arm . . . steady and consistent player, who will be hard to keep out of a starting spot . . . played for Tallahassee Commonwealth team that won Florida semi-pro title last summer . . . parents are Florida State graduates.




HERRING



HIGGINBOTHAM



HORNE



KELLY

RON HERRING—PITCHER, Senior, Greenville, Ala., Bats and Throws Right, 6-4, 200, Chipola JC, 1VL . . . big strong righthander who should make a substantial contribution to mound-staff . . . throws hard and is impressive on mound . . . fine pro prospect . . . was a third round draft choice a year ago, but turned down bonus for chance to pitch for Seminoles . . . played summer ball in Grand Junction, Colo., and Anchorage, Alaska and pitched for latter club in National tournament . . . all-state selection at Chipola JC where he set school mark with nine wins.

WINDLE HIGGINBOTHAM—INFIELD, Junior, Fernandina Beach, Bats Left, Throws Right, 6-2, 170, Chipola JC . . . junior college All-America last year at shortstop for Chipola . . . set school record for most hits while compiling a .371 average last year . . . was all conference for two years and all-state, one . . . has moved to third base since coming to Florida State and has made good adjustment . . . solid defensive player . . . shows potential to be outstanding hitter . . . has good power and swinging from left side, he should feel right at home in Seminole Field . . . one of four married players on squad.

BILL HORNE—PITCHER, Senior, Albany, Ga., Bats and Throws Right, 6-6, 200, Chipola JC, 1VL . . . tall lanky righthander who will be counted on to be a winner . . . showed good stuff at times last year, but lacked consistency . . . finished 1973 with a 4-4 record, 2 saves and 2.45 ERA . . . is stronger this spring and has shown more maturity . . . has good stuff and a fine attitude . . . good pro prospect . . . has delivery that comes right over top and adds even more size to his 6-6 frame . . . had arm problems his first year at junior college, but recovered from an operation to set Chipola ERA mark of 0.63 as a sophomore . . . had 0.00 ERA at Dougherty HS in Albany, Ga. in 1970 . . . pitched a no-hitter in high school, which he lost 1-0 on a catcher's error.

MIKE KELLY—PITCHER, Junior, Tallahassee, Bats and Throws Right, 5-8, 155, Seminole JC . . . fine local hurler who returns "home" after two years in JC ball . . . brings outstanding credentials and has proven to be a big winner inspite of size . . . a tough, hard nosed competitor who throws harder than size indicates . . . set career win mark at Seminole JC with a two season 18-3 mark . . . selected to the all-state tournament team in 1973 . . . pitched for Rickards High School in Tallahassee where he earned all-state honors and led club to state finals as a junior . . . pitched for 1971 State American Legion Champions and had an 11-1 record with 1973 Florida semi-pro champion Tallahassee Commonwealth.



LEZCANO



LUGO



MAIER




O'BRIEN

CARLOS LEZCANO—OUTFIELD, Freshman, Rio Piedras, P.R., Bats and Throws Right, 6-2, 170, Colegio San Jose . . . fine young prospect from Puerto Rico . . . has a good arm and good speed and is a fine defensive outfielder . . . an aggressive hitter, who runs the bases well . . . has the potential to become an outstanding baseball player . . . played for Puerto Rican National Championship American Legion team last summer . . . outstanding all-around athlete, played volleyball and basketball as well as baseball in high school . . . was a three year all-star in baseball and volleyball and helped lead his team to 24 straight wins and Puerto Rican Championship.

JOSE LUGO—CATCHER, Freshman, Rio Piedras, P.R., Bats and Throws Right, 5-10, 175, Our Lady of Pilar H.S. . . . a young catcher with the desire and potential to become a good one . . . caught for Puerto Rican American Legion National Champions in 1973, and was voted the Sportsmanship Trophy at the National Tournament . . . a good hitter, with power . . . still working on defensive mechanics, but will improve quickly with experience . . . worked hard over fall and winter, losing 15 pounds to improve his quickness . . . led his high school team to three straight league championships and was twice named squad MVP.

MARTY MAIER—INFIELD, Senior, Hollywood, Bats and Throws Right, 6-0, 175, Broward JC, 1VL . . . valuable back-up performer last year who will compete for a starting spot this spring . . . can play second, third or short and will play a key role whether or not he starts . . . the kind of solid, steady performer coaches like to have . . . a good all-around athlete, he played baseball and football at Hollywood South Broward HS . . . earned all state honors in prep baseball and was all-county defensive back . . . once intercepted three passes in football game . . . scored winning run in two games and drove in the goahead tally in a third against Florida last year.


DANNY O'BRIEN—PITCHER, Sophomore, St. Petersburg, Bats and Throws Right, 6-2, 215, Bishop Barry HS, 1VL . . . did a fine job as a reliever last year, winning four games and saving eight in 26 appearances . . . had best ERA on staff with a 1.92 mark . . . registered 46 strikeouts in 51 2/3 innings . . . is expected to fill a starting role this season . . . could have started last year, but proved too valuable in relief role . . . big, strong righthander who is not afraid to challenge the hitters . . . has great attitude . . . versatile athlete, he earned 10 letters in four sports in high school and was all-state choice in baseball and football . . . worked primarily as a catcher when he first came to FSU and could handle those chores adequately . . . played semi-pro ball in the summer in Detroit when he visited his brother-in-law, Tiger All-Star catcher Bill Freehan . . . named St. Petersburg Amateur Athlete of the Year for 1972 . . . was member of USA World Amateur Championship team in fall of 1973.




RICE



ROTHSCHILD



TANDLICH



TEBBETTS

MARTY RICE—PITCHER, Senior, Tallahassee, Bats and Throws Right, 6-2, 195, Leon HS, 3VL . . . won 24 games his first two seasons with the Seminoles, but was a disappointing 3-2 last year . . . struggled all year to take off weight and keep in shape . . . has trimmed down now and is working hard to make a return to previous form . . . if he does he will be a real asset to pitching staff . . . has good assortment of pitches.

LARRY ROTHSCHILD—PITCHER, Sophomore, Flossmoor, Ill., Bats and Throws Right, 6-1, 165, Homewood-Flossmoor HS . . . transferred from Bradley last year . . . has been a pleasant surprise among the new pitchers . . . has good breaking pitches and is smart and poised on the mound . . . has good control . . . could wind up either as a starter or a regular in the bull pen . . . was 9-2 for an Illinois semi pro team last summer.

JEFF TANDLICH—CATCHER, Junior, Miami, Bats and Throws Right, 5-8, 175, Miami-Dade North . . . fine catching prospect from the junior college ranks . . . hit .337 last year at Miami-Dade North and was named all-state catcher . . . hard working, hustling receiver . . . intelligent ball player who calls a smart game and works well with the pitchers . . . worked hard last fall and winter to lose weight and improve quickness.

STEVE TEBBETTS—OUTFIELD, Sophomore, Westfield, N.J., Bats and Throws Left, 6-0, 170, Westfield HS . . . was an outstanding performer for last year's Renegades . . . is counted on for a big contribution this spring . . . fine defensive outfielder . . . has good speed and runs the bases well . . . played summer ball for Johnny's of Baltimore which won AAABA National Championship . . . batted .371 as leadoff man and scored 59 runs for team which won 75 of 85 games.

1974 VARSITY ROSTER

NO.	NAME	POS.	B-T	AGE (DOB)	HT.	WT.	CL.	HOMETOWN	SCHOOL (COACH)
3	Bill Bonilla	INF	R-R	19 (1/12/55)	5-8	165	Fr.	Villa Granada, P.R.	Liceo Int. Castro (Lebron)
27	Dave Brown	P	R-R	21 (9/24/52)	6-0	170	Sr.	Liverpool, NY	Palm Beach JC (Edgerton)
4	Jim Busby	OF	L-L	20 (10/7/53)	5-10	155	Fr.	Yalaha	Leesburg HS (Lowe)
-	Dave Chappell	INF	L-L	18 (11/10/55)	5-11	187	Fr.	Imperial, Pa.	W. Allegheny HS (Kramer)
20	Bill Daniel	OF	L-L	22 (1/31/52)	6-0	185	Sr.	Yazoo City, Miss.	Yazoo City HS (Prine)
8	Randy Davidson	INF	R-R	20 (5/22/53)	5-9	156	Jr.	Huntsville, Ala.	Columbia State (Hall)
18	Steve Downey	P	R-L	19 (10/1/53)	6-3	180	Jr.	Collinsville, Ill.	Columbia State (Hall)
25	John Drews	C	R-R	21 (7/21/52)	5-10	175	Jr.	Hollywood	South Broward (Wells)
2	Mike Eissey	INF	R-R	21 (9/24/52)	5-10	150	Sr.	No. Palm Beach	Palm Beach JC (Edgerton)
17	Terry Farmer	P	R-R	22 (2/15/52)	6-0	170	Sr.	Columbus, Ga.	Chipola JC (Dungan)
29	Jim Foxwell	INF	R-R	21 (1/14/53)	6-2	205	Jr.	Martinsville, NJ	Bridgewater-Raritan-East (Koperwhats)
6	Mike Givens	OF	L-R	21 (10/16/52)	5-10	160	Jr.	Tallahassee	Tallahassee CC (Nelson)
19	Ron Herring	P	R-R	21 (7/26/52)	6-4	200	Sr.	Greenville, Ala.	Chipola JC (Dungan)
7	Windle Higginbotham	INF	L-R	20 (7/4/53)	6-2	170	Jr.	Fernandina Beach	Chipola JC (Dungan)
26	Bill Horne	P	R-R	21 (6/18/52)	6-6	200	Sr.	Albany, Ga.	Chipola JC (Dungan)
-	Larry Jones	P	R-R	19 (2/6/55)	6-2	185	Fr.	Seminole	Polk JC (Morrison)
24	Bob Jordan	OF	R-R	22 (9/13/51)	6-0	205	Jr.	Waverly	
-	Randy Kaiser	INF	R-R	20 (6/22/53)	6-0	175	So.	Oak Park, Ill.	
5	Mike Kelley	P	R-R	20 (10/4/53)	5-8	155	Jr.	Miccosukee	Seminole JC (Bergman)
21	Carlos Lezczano	OF	R-R	18 (9/30/55)	6-2	170	Fr.	Rio Piedras, P.R.	San Jose (Gandara)
15	Jose Lugo	C	R-R	18 (12/7/55)	5-10	175	Fr.	Rio Piedras, P.R.	Our Lady of Pilar (Veilla)
19	Marty Maier	INF	R-R	21 (10/1/52)	6-0	175	St.	Hollywood	Broward CC (Wheat)
30	Dan O'Brien	P	R-R	20 (4/22/54)	6-2	215	So.	St. Petersburg	Bishop Barry (Vigue)
23	Marty Rice	P	R-R	21 (6/22/52)	6-2	195	St.	Tallahassee	Leon (Barwick)
12	Larry Rothschild	P	R-R	20 (3/12/54)	6-1	165	So.	Flossmoor, Ill.	Homewood-Flossmoor (Cahill)
9	Howard Siegle	P	L-L	19 (8/10/54)	5-11	185	So.	Willoughby Hills, OH	
28	Carl Szymanski	C	R-R	21 (10/16/52)	6-1	180	Jr.	Longwood, Pa.	Longwood-Albington (Berkes)
16	Jeff Tandlich	C	R-R	21 (1/11/53)	5-8	175	Jr.	Miami	Miami-Dade N. JC (Mainieri)
22	Steve Tebbetts	OF	L-L	19 (9/4/54)	6-0	170	So.	Westfield, N.J.	Westfield (Cilo)

Manager: Mitch Moyer

1974 NUMERICAL ROSTER

- 1 Jack Stallings, Head Coach
- 2 Mike Eissey, inf
- 3 Bill Bonilla, inf
- 4 Jim Busby, of
- 5 Mike Kelly, p
- 6 Mike Givens, of
- 7 Windle Higginbotham, inf
- 8 Randy Davidson, inf
- 9 Howard Siegle, p
- 10 Bob Simpson, Ass't. Coach
- 11 Stan Kmet, Ass't. Coach
- 12 Larry Rothschild, p
- 14 Marty Majer, inf
- 15 Jose Lugo, c

- 16 Jeff Tandlich, c
- 17 Terry Farmer, p
- 18 Steve Downey, p
- 19 Ron Herring, p
- 20 Bill Daniel, of
- 21 Carlos Lezcano, of
- 22 Steve Tebbetts, of
- 23 Marty Rice, p
- 24 Bob Jordan, of
- 25 John Drews, c
- 26 Bill Horne, p
- 27 Dave Brown, p
- 28 Carl Szymanski, c
- 29 Jim Foxwell, inf
- 30 Dan O'Brien, p

PRONUNCIATION GUIDE

- Eissey – ee see
Bonilla – bo KNEE ah
Lezcano – layz CAH no
Jose Lugo – ho SAY LOO go
Maier – major
Szymanski – suh MAN ski
Kmet – kuh MET

FINAL 1973 STATISTICS

Won 38 Lost 21 (.644)

HITTING

NAME	G	AB	R	H	2B	3B	HR	TB	RBI	SB-CS	BB	SO	HBP	S-SF
Jim Foxwell*	34	84	17	29	10	0	2	45	15	3-0	11	8	3	0-2 .345
Tom Rosa	53	208	32	66	2	2	0	72	17	4-0	36	21	0	2-1 .317
Rick Colzie	50	174	36	53	9	4	2	76	24	20-4	26	26	3	1-0 .305
Rick Snyder	58	227	30	69	10	7	2	99	35	13-6	27	11	0	1-1 .304
Tim Sherrill	46	149	23	45	8	3	2	65	18	4-3	19	18	3	0-1 .302
John LiBrandi	59	203	29	61	13	3	3	89	37	8-8	38	20	3	0-4 .300
Rick Langford	59	237	43	70	14	3	6	108	39	12-6	13	33	2	0-3 .295
Roger Smith	56	194	33	55	7	4	0	70	24	18-2	22	21	1	1-4 .284
Denny Williams	58	196	35	47	5	1	1	57	25	6-5	41	27	1	1-0 .240
Larry Lee	26	70	10	16	2	0	3	27	7	4-1	10	23	0	2-1 .229

(Less than 60 at-bats)

Dave Fernald	11	12	3	4	0	0	1	7	3	0-0	3	4	0	0-0 .333
Karl Szymanski	5	9	0	3	1	0	0	4	3	0-0	2	1	0	2-1 .333
Bill Horne	17	28	4	9	1	0	0	10	4	0-0	1	8	0	0-2 .321
Terry Farmer	18	35	3	10	2	0	0	12	0	1-0	1	7	1	2-1 .286
Danny O'Brien	26	11	1	3	1	0	0	4	2	0-0	0	4	0	1-0 .273
Mike Eissey	21	31	5	8	0	0	0	8	2	3-4	6	4	0	0-0 .258
Mason Bean	5	8	0	2	0	1	0	4	3	0-0	0	2	2	0-0 .250
Marty Maler	11	28	5	6	2	0	0	8	5	0-0	2	4	0	1-0 .214
Bill Fuller	19	20	3	4	1	0	0	5	1	0-0	4	6	0	2-0 .200
Marty Rice	10	10	0	2	0	0	0	2	0	0-0	0	1	0	1-0 .200
Randy Gailey	25	19	2	5	2	0	0	7	1	0-0	6	5	0	0-0 .172
Ron Herring	20	19	1	3	0	0	0	3	0	0-0	1	3	1	3-0 .158
Dave Price	12	2	2	0	0	0	0	0	0	0-0	3	1	0	1-0 .000
Dave Brown	4	1	0	0	0	0	0	0	0	0-0	0	1	0	0-0 .000
Bob Carroll	13	0	4	0	0	0	0	0	0	0-2	0	0	0	0-0 -
Randy Guemple	13	0	0	0	0	0	0	0	0	0-0	0	0	0	0-0 -
Ed Peres	6	0	0	0	0	0	0	0	0	0-0	0	0	0	0-0 -
Steve Tebbetts	3	0	0	0	0	0	0	0	0	0-0	0	0	0	0-0 -
FLORIDA STATE	59	1975	331	570	90	28	22	782	273	96-41	272	259	20	21-21 .289
OPPONENTS	59	1895	218	413	53	12	19	573	179	76-16	272	383	12	28-13 .218

PITCHING

NAME	APP	GS	CG	W	L	SAV	IP	R	ER	H	BB	SO	HBP	WP	SHO	ERA
Rick Langford	2	0	0	0	1	0	3 2/3	1	0	3	1	2	0	0	0	0.00
Danny O'Brien	26	0	0	4	4	8	51 2/3	18	11	32	28	46	1	5	0	1.92
Terry Farmer	18	15	5	10	1	0	96	35	26	65	58	62	1	7	2	2.44
Bill Horne	17	11	3	4	4	2	80 2/3	33	22	59	47	70	3	7	2	2.45
Dave Fernald	11	8	1	5	1	1	54 1/3	20	15	43	24	46	3	0	1	2.48
Bill Fuller	18	7	1	7	4	2	76 2/3	32	25	69	25	47	0	1	0	2.93
Dave Price	12	2	1	1	0	1	21 1/3	8	7	18	11	9	1	0	0	2.95
Dave Brown	4	0	0	0	0	1	5 1/3	3	2	7	3	4	0	1	0	3.38
Marty Rice	10	4	1	3	2	0	31	15	13	32	17	15	1	3	1	3.77
Ron Herring	20	12	2	4	4	2	80	41	34	72	49	73	2	5	1	3.83
Randy Guemple	13	0	0	0	0	0	12 2/3	12	10	13	9	9	0	0	0	7.11
FLORIDA STATE	152	59	14	38	21	17	513 1/3	218	165	413	272	383	12	29	11	2.89
OPPONENTS	141	59	16	21	38	6	502	331	242	570	272	259	20	31	3	4.34

PASSED BALLS: Lee 7, Sherrill 7, Williams 4, Szymanski 3, OPPONENTS 11.

BALKS: Fuller 3, Fernald 2, Herring 2, Rice 2, Farmer, O'Brien, Price, OPPONENTS 3.

INT. BB: O'Brien 4, Horne 3, Farmer 2, Fuller, Guemple, Herring, OPPONENTS 7.

PICKOFFS: Fuller 4, Horne 3, Fernald 3, Herring 2, Farmer, Langford, O'Brien, Price, OPPONENTS 26.

HRs OFF: Fuller 7, Herring 6, Farmer 2, Rice 2, Guemple, Horne.

LOB: FSU 474 ERRORS: FSU 104 FLDG AVG: FSU .954 DP: FSU 49 ATTEND: HOME 21,119
 OPP 453 OPP 136 OPP .939 OPP 42 AWAY 20,840

PINCH HITTERS (AB-H-RBI-BB): Bean (2-2-2-0), Colzie (5-3-3-0), Foxwell (5-2-0-3), Gailey (16-2-1-4), Lee (7-0-0-0), Sherrill (2-0-0-1), Eissey (2-0-0-1), Smith (1-0-0-0).

GAME WINNING RBI: Snyder 5, LiBrandi 4, Sherrill 4, Smith 4, Langford 3, Williams 3, Eissey, Fuller, Horne, Szymanski.

1973 FINAL RESULTS

38-21 .644 (Home 22-9; Away 16-12; Night 13-7; Day 25-14)

OPPONENT	FSU	OPP	OPPONENT	FSU	OPP
@Miami	1	5	Miami	1	10
@Florida Int'l.	7	4	Miami	4	1
@South Florida (10 inn)	11	5	@Georgia Southern	0	10
@South Florida	7	8	@Georgia Southern	13	8
@Tampa (14 inn)	6	2	@Georgia Southern	3	7
@Tampa	4	0	@Florida A&M	14	6
St. Josephs	9	0	@Clemson	1	2
St. Josephs	9	4	@Clemson	2	1
Jacksonville State	13	5	@Clemson	9	1
Marietta	5	7	@Georgia Tech	0	1
@Miami	7	6	@Georgia Tech	2	3
@Miami	8	2	Jacksonville	6	12
@Florida Southern	2	3	Jacksonville	7	4
@St. Leo (11 inn)	7	4	Jacksonville	6	5
@Valdosta State	3	2	Georgia Southern	4	5
Fairleigh Dickinson	5	0	Georgia Southern	4	1
Fairleigh Dickinson	2	1	Florida A&M	8	1
Rollins	12	0	@South Alabama	5	8
Rollins	5	0	@South Alabama	3	4
South Alabama	3	11	@South Alabama	2	3
South Alabama	4	1	@Auburn	4	2
Auburn	2	4	@Auburn	8	4
Auburn	2	4	Stetson (11 inn)	6	7
Cumberland	3	0	Stetson	4	5
Cumberland	9	0	Florida	3	0
St. Leo	3	0	Florida	9	5
St. Leo	11	0	@Florida	8	7
Tampa	10	2	@Florida	0	4
Tampa	8	4	@Florida	8	0
Valdosta State (11 inn)	9	8			

Extra Inning Games: 4-1; One Run Games: 8-10; Doubleheaders: Won 0, Split 5, Lost 1

THE SEMINOLES IN CHAMPIONSHIP PLAY

Florida State's NCAA playoff and College World Series record is surpassed by very few schools around the country. In the last 18 years, the Seminoles have made 13 playoffs, only Texas and Northern Colorado can claim that many trips in the same period. In the entire history of the playoffs, only those two teams, Texas with 20 and Northern Colorado with 18 trips each and Southern California with 15 have been more than the Seminoles. The Seminoles' 38 victories in championship play are more than have been recorded than all the 142 participating teams, except Southern Cal's 83 and Texas' 53. Of the 78 teams which have appeared in the College World Series, only eight have been more than the five years the Tribe has made an appearance, and only 12 have recorded more victories. The Seminoles' .559 winning percentage is 25th among all tournament teams, and is 12th among the teams that have been to the playoffs at least six times in their 26 year history.

In the Seminoles' 13 trips to the District III playoffs, they have finished either first or second eight times. In CWS play the Seminoles have reached the third round twice, the semi-finals once and the finals once.

Florida State's NCAA Tournament Record:

Year Participated (CWS)	Record Including District Playoffs				College World Series Record			
	Yrs.	Won	Lost	Pct.	Yrs.	Won	Lost	Pct.
1956-(57)-58-59-61-(62)- (63)-(65)-66-67-68-(70)-72	13	38	30	.559	5	8	10	.444

SEMINOLE ALL-AMERICAS

	DICK HOWSER	
1957 First Team	Shortstop	.364
1958 First Team	Shortstop	.337
	BOB CLEM	
1959 Second Team	Secondbaseman	.436
	JACK DULL	
1961 Third Team	Secondbaseman	.370
	BUDDY TEAGLE	
1962 First Team	Catcher	.325
	MIKE AUGUSTINE	
1963 First Team	Outfielder	.399
	WOODY WOODWARD	
1963 Third Team	Shortstop	.305
	KEN SUAREZ	
1964 First Team	Catcher	.404
	JIM LYTTLE	
1966 First Team	Outfielder	.324
1966 Shorting News (1st)		
	GARY SPRAGUE	
1966 Sporting News (2nd)	Shortstop	.379
	TOM COOK	
1968 Third Team	Catcher	.384
	DICK GOLD	
1969 First Team	Secondbaseman	.317
	DICK NICHOLS	
1970 Second Team	Secondbaseman	.338
1970 Sporting News (1st)		
	JOHN GRUBB	
1970 Sporting News (HM)	Outfielder	.303
	RON CASH	
1970 Sporting News (HM)	Thirdbaseman	.335
	PAT OSBURN	
1970 Sporting News (HM)	Pitcher	12-1
	GREG GROMEK	
1970 Academic First Team	Shortstop	.300
1971 Academic First Team	Shortstop	.292
	CARL GROMEK	
1970 Academic First Team	Pitcher	5-0
	JOHN LIBRANDI	
1972 Third Team	Outfielder	.318

SEMINOLES IN THE PROS

The number of Seminoles to join the pro ranks since Florida State's first season in 1948 now numbers close to 100. For the past several seasons there have been more than five Seminoles a year on the average joining the pro ranks.

No fewer than a dozen Seminoles have played in the major leagues or have been signed to major league contracts. Included among these are Dick Howser, the first Seminole to make it to the majors, Woody Woodward, Ken Suarez, Jim Lyttle, Randy Brown, Mac Scarce, Ron Cash, Johnny Grubb, Craig Skok, Dave Moates, Gene Ammann and Pat Osburn.

The most recent Seminoles to join the list of professionals:

NAME	YEAR	AFFILIATION
John LiBrandi	1973	Pittsburgh
Rick Colzie	1973	Cincinnati
Roger Smith	1973	California
Rick Snyder	1973	Minnesota
Rick Langford	1973	Kansas City
Dave Nichols	1972	Minnesota
Dan Roatche	1972	Boston
Herb Sikes	1972	St. Louis
Ron Cash	1971	Detroit
Al Cleveland	1971	Detroit
Greg Gromek	1971	Detroit
Mike Leber	1971	Boston
Harry Saferight	1971	Philadelphia
Mac Scarce	1971	Philadelphia
Gene Ammann	1970	Milwaukee
John Grubb	1970	San Diego
Tom Henson	1970	Cincinnati
Dick Nichols	1970	Boston
Mike Slade	1970	Texas
Pat Osburn	1970	Cincinnati
Mike Easom	1969	Montreal
Jim Gurzynski	1969	Los Angeles
Chuck Hines	1969	Pittsburgh
Jeff Hogan	1969	Detroit
George Lott	1969	Montreal
Dave Moates	1969	Texas
Craig Skok	1969	Boston

DISTRICT THREE ALL-STAR SELECTIONS

1955 – Bill Campbell, 2b; 1956 – Tony Avitable, p; 1957 – Dick Howser, ss; 1958 – Mike Capps, of and Dick Howser, ss (first team); Frank Slusser, p and Dale Koch, 3b (second team); 1959 – Bob Clem, 2b; 1961 – Jack Dull, 2b; 1962 – Buddy Teagle, c; 1963 – Mike Augustine, of; Woody Woodward, ss; 1964 – Ken Suarez, c; 1966 – Jim Lyttle, of; Mike Martin, of; Randy Brown, c; 1967 – LaDon Boyd, p (second team); 1968 – Tom Cook, c and Steve Mastin, p (first team) Mike Easom, 1b (second team), Dick Gold, 2b (third team); 1969 – Dick Gold, 2b and George Lott, p; 1970 – Dick Nichols, 2b and Ron Cash, 3b (first team), Gene Ammann, p (second team), Pat Osburn, p (third team); 1971 – Ron Cash, of (first team), Harry Saferight, c; Mac Scarce, p (third team); 1972 – John LiBrandi, of (first team); 1973 – John LiBrandi, of (third team);

COLLEGE WORLD SERIES OUTSTANDING PLAYER AWARD

Gene Ammann, 1970 – Pitched two complete games, winning both, giving up two runs, both earned. Gene beat Arizona, 4-0, on a two hitter and came back to defeat Texas 11-2 in the game that put the Seminoles in the finals. For the tournament he gave up eight hits, two walks and struckout 18, in 18 innings of work.

NO-HITTERS

The last no-hitter pitched by Florida State was fashioned by **Gene Ammann** against South Florida in 1970. The most memorable no-hitters in Florida State history came in 1968, when **Ammann**, then a freshman, and **Lin Garrett** combined to pull off the feat against Wake Forest, after **Jeff Hill**, had turned the trick against Springfield earlier the same day. Also on that day, **Mike Slade** pitched a no-hitter for the Renegades, B-team. **Wayne Vincent** tossed a no-hitter at Georgia Southern in 1967.

ALL TIME LEADING HITTERS

(50-99 At-Bats and minimum .350 Avg.)	(100 or more At-Bats and min. .350 Avg.)
.422 Dick Howser 1956 (38-90)	.436 Bob Clem 1959 (44-101)
.414 Riley Seevers 1955 (27-65)	.404 Ken Suarez 1964 (44-109)
.403 Bob Rosell 1956 (25-62)	.399 Mike Augustine 1963 (65-163)
.392 Fred Twoomey 1955 (29-74)	.386 Mike Easom 1968 (56-145)
.383 Bob Clem 1960 (36-94)	.384 Tom Cook 1968 (53-138)
.368 Cooter Mills 1954 (32-87)	.379 Gary Sprague 1966 (74-195)
.365 Owen McCarron 1958 (35-96)	.373 Mike Martin 1966 (68-185)
.364 Dick Howser 1957 (32-88)	.370 Jack Dull 1961 (40-108)
.361 Ronald Melton 1950 (30-83)	.365 Woody Woodward 1962 (54-148)
.3563 Ray Bazzell 1960 (31-87)	.364 Bill Williamson 1962 (56-154)
.3555 Billy Campbell 1955 (32-90)	.353 Owen McCarron 1957 (36-102)
	.352 Ron Cash 1971 (58-165)

SEASON BATTING CHAMPIONS

1948 Jack Wilson .298 (20-67)	1961 Jack Dull .370 (40-108)
1949 Not Available	1962 Woody Woodward .365 (54-148)
1950 Ronald Melton .361 (30-83)	1963 Mike Augustine .399 (65-163)
1951 Lee Bailey .352 (32-91)	1964 Ken Suarez .404 (44-109)
1952 Ralph Blinn .317 (20-63)	1965 Gary Nichols .333 (29-87)
1953 Cooter Mills .319 (29-91)	1966 Gary Sprague .369 (74-195)
1954 Cooter Mills .368 (32-87)	1967 Bob Canty .340 (18-53)
1955 Riley Seevers .415 (27-65)	1968 Mike Easom .386 (56-145)
1956 Dick Howser .422 (38-90)	1969 Dick Nichols .336 (45-138)
1957 Dick Howser .364 (32-88)	1970 Dick Nichols .338 (80-237)
1958 Owen McCarron .365 (35-96)	1971 Ron Cash .352 (58-165)
1959 Bob Clem .436 (44-101)	1972 Tom Rosa .338 (69-204)
1960 Bob Clem .383 (36-94)	1973 Tom Rosa .317 (66-208)

INDIVIDUAL SINGLE GAME RECORDS

- Most At-Bats—Seven by Dave Grimes vs. South Florida, 1971
- Most Plate Appearances—Seven by Dave Grimes vs. South Florida, 1971
- Most Runs Scored—Five by Herb Sikes vs. Florida A&M, 1971 and Randy Brown vs. Mississippi State, 1966
- Most Hits—Five by John LiBrandi vs. Auburn, 1972
- Most Doubles—Three by Maury Hopkins vs. Kentucky, 1966 (First Game) and by Tom Thomas vs. Kentucky, 1966 (2nd game of same doubleheader)
- Most Triples—Two held by five players, most recently by Ron Cash vs. South Florida, 1970
- Most Home Runs—Two held by 12 players, most recently by Tim Sherrill vs. South Florida, 1972
- Most Total Bases—11 by John LiBrandi vs. Georgia Southern, 1972
- Most Runs Batted In—Seven by John LiBrandi vs. Auburn, 1972
- Most Bases on Balls—Five by Dick Howser vs. Miami, 1956
- Most Stolen Bases—Five by Dave Nichols vs. Richmond, 1972
- Most Runs Scored in One Inning—Two by several players
- Most Hits in One Inning—Two by several players
- Most Consecutive Hits—Seven by Tom Cook in 1968
- Most Consecutive Times on Base—11 by Mike Easom, 1968 (three games, 4 walks, 6 hits, 1 FC)
- Most Strikeouts Recorded—24 by Tony Avitable vs. Furman, 1956
- Most Times Struckout—Five by Dick Nichols vs. Georgia Southern, 1970 (15 inn.)
Four by several players in nine innings

TEAM SINGLE GAME RECORDS

- Most At-bats Both Teams—105 vs. Georgia Southern, 1970 (15 inn., 55 by GSC; 50 by FSU); 80 vs. Georgia Southern, 1973 (9 inn., 40 FSU, 40 GSC)
- Most At-bats—51 vs. Tampa, 1973 (14 inn., Tampa 48); 47 vs. St. Leo, 1973 (9 innings, St. Leo 32)
- Most Runs—24 vs. Mississippi State, 1966 (24-2) and vs. Jacksonville State, 1954 (24-0)
- Most Runs Both Teams—33 vs. Stetson, 1959 (FSU 21, Stetson 12) and vs. Florida Southern, 1952 (FSU 22, FSC 11)
- Most Hits—23 vs. Mississippi State, 1966
- Most Hits Both Teams—35 vs. Wake Forest, 1969 (FSU 19, WF 16)
- Most Doubles—Seven vs. Florida A&M, 1971 and vs. Kentucky, 1966
- Most Doubles Both Teams—Nine vs. Auburn, 1972 (FSU 4, Auburn 5)
- Most Triples—Five vs. Kentucky Wesleyan, 1968
- Most Triples Both Teams—Five vs. Kentucky Wesleyan, 1968 (FSU 5, KW 0)
- Most Home Runs—Four on several occasions
- Most Home Runs Both Teams—Five on several occasions
- Most Total Bases—42 vs. Mississippi State, 1966
- Most Total Bases Both Teams—55 vs. Mississippi State, 1966 (FSU 42, MSU 13)
- Most Runs Batted In—20 vs. Mississippi State, 1966
- Most Runs Batted In Both Teams—27 vs. Wake Forest, 1969 (FSU 14, WF 13)
- Most Bases on Balls—18 vs. Ithaca College, 1957
- Most Bases on Balls Both Teams—23 vs. Miami, 1956 (7 by FSU pitching, 16 by Miami)
- Most Times Struckout—17 vs. Florida Southern, 1972
- Most Strikeouts Both Teams—29 vs. Georgia Southern, 1970 (16 by GSC, 13 by FSU) and vs. Georgia, 1968 (18 by FSU, 11 by Ga.)
- Most Stolen Bases—11 vs. Stetson, 1957
- Most Stolen Bases Allowed—13 vs. Stetson, 1973
- Most Stolen Bases Both Teams—13 vs. Stetson, 1973 (13 Stetson, 0 FSU)
- Most Runs In One Inning—12 vs. Mississippi State, 1966 (2nd inn.)
- Most Hits In One Inning—Nine vs. Mississippi State, 1966 (2nd inn.)
- Most Strikeouts Recorded—24 vs. Furman, 1956
- Largest Winning Margin—24 vs. Jacksonville State, 1954 (24-0)
- Most Runs Allowed—24 to Clemson, 1959 (24-2)
- Most Hits Allowed—21 to Auburn, 1971
- Most Walks Allowed—12 to Miami, 1973
- Most Home Runs Allowed—Three on several occasions
- Longest Game Played—15 innings several times

TEAM SEASON RECORDS

Games Played—68 in 1972 (W 45, L 23)
Most Wins—49 in 1970 (59 games; lost nine, tied one)
Fewest Losses—Four in 1952 (21 games)
Highest Win Percentage—.854 in 1968 (35-6)
Longest Win Streak—21 in 1968 (Mar. 23-Apr. 4) and 1969 (Mar. 29-Apr. 24)
Fewest Games Played—17 in 1948 (9-8)
Fewest Wins—Nine in 1948 (17 games)
Most Losses—23 in 1972 (68 games)
Lowest Win Percentage—.529 in 1948 (9-8)
Longest Losing Streak—Four games in 1959
Longest Streak Without Being Shutout—90 games from 1962-65
Most Games Shutout—Four in 1969 (52 games)
Fewest Games Shutout—None in 59 games in 1970 and several other seasons with fewer games
Highest Batting Average—.321 in 1955
Most Extra Inning Games—Five in 1973
Most At-bats—2,305 in 1972 (68 games)
Most Runs Scored—473 in 1972 (68 games)
Most Hits—670 in 1972 (68 games)
Most Doubles—101 in 1972 (68 games)
Most Triples—35 in 1969 (52 games) and 1972 (68 games)
Most Home Runs—52 in 1966 (52 games)
Most Total Bases—979 in 1972 (68 games)
Highest Slugging Average—.464 in 1966 (52 games)
Most Runs Batted In—403 in 1972 (68 games)
Most Bases on Balls—340 in 1972 (68 games)
Fewest Strikeouts—76 in 1954 (21 games)
Most Stolen Bases—105 in 1966 (52 games)
Lowest Batting Average—.237 in 1967 (46 games)
Fewest At-Bats—692 in 1951 (18 games)
Fewest Runs—101 in 1948 (17 games)
Fewest Hits—186 in 1952 (21 games)
Fewest Doubles—24 in 1951 (18 games)
Fewest Triples—Nine in 1959 (33 games)
Fewest Home Runs—Three in 1954 (21 games)
Fewest Total Bases—250 in 1952 (21 games)
Fewest Bases on Balls—93 in 1955 (22 games)
Most Strikeouts—336 in 1969 (52 games)
Fewest Stolen Bases—20 in 1954 (21 games)
Most Putouts—1,728 in 1972 (68 games)
Most Assists—810 in 1972 (68 games)
Fewest Errors—48 in 1955 (22 games)
Most Errors—123 in 1972 (68 games)
Fewest Assists—226 in 1960 (22 games)
Highest Fielding Average—.9552 in 1970 (105 errors in 2,346 chances)
Lowest Fielding Average—.915 in 1959 (33 games)
Most Double Plays—50 in 1972 (68 games)
Fewest Opponents Stolen Bases—Seven in 1961 (28 games) and 1968 (41 games)
Most Opponents Stolen Bases—76 in 1972 (68 games)
Most Pitchers Used—157 in 1972 (68 games)
Most Complete Games—27 in 1969 (52 games)
Most Innings Pitched—594 2/3 in 1972 (68 games)
Most Saves—27 in 1971 (57 games)
Most Shutouts—15 in 1970 (59 games)
Most Consecutive Shutouts—Four in 1970 (South Alabama 4-0; South Alabama 11-0, South Florida 7-0, South Florida 8-0) and 1973 (Cumberland 3-0, Cumberland 9-0, St. Leo 3-0, St. Leo 11-0)
Most Consecutive Scoreless Innings—40 in 1973 (over six games, including four shutouts)
Most No-hitters—Two in 1968 (vs. Wake Forest by Lin Garrett and Gene Ammann; and vs. Springfield by Jeff Hill. Both were on the same day.)
Most One-hitters—Six in 1970
Most Two-hitters—Six in 1970
Lowest Opponents Batting Average—.186 in 1970 (59 games)
Lowest Earned Run Average—1.49 in 1970 (59 games)

Fewest Runs Allowed—72 in 1952 (21 games)
 Fewest Hits Allowed—130 in 1952 (21 games)
 Most Strikeouts—528 in 1970 (59 games)
 Fewest Walks Allowed—85 in 1953 (24 games)
 Highest Opponents Batting Average—.258 in 1962 (37 games)
 Highest Earned Run Average—4.27 in 1962 (37 games)
 Most Runs Allowed—325 in 1972 (68 games)
 Most Hits Allowed—578 in 1972 (68 games)
 Most Walks Allowed—340 in 1972 (68 games)
 Fewest Strikeouts—126 in 1954 (21 games)
 Most Earned Runs Allowed—233 in 1972 (68 games)
 Most Home Runs Allowed—29 in 1971 (57 games)
 Fewest Home Runs Allowed—Four in 1951 (18 games) and 1952 (21 games)

INDIVIDUAL SEASON RECORDS

Games Played—67 by John LiBrandi, 1972
 Consecutive Games Played—59 by Rick Langford 1973; by John LiBrandi, 1973
 and Dick Nichols, 1970
 Highest Batting Average—.436 by Bob Clem, 1959
 Most At-Bats—242 by John LiBrandi, 1972
 Most Runs Scored—69 by Gary Sprague, 1966
 Most Hits—80 by Dick Nichols, 1970
 Most Doubles—17 by Dick Nichols, 1970 and John LiBrandi, 1972
 Most Triples—Nine by Dick Gold, 1969
 Most Home Runs—13 by Jim Lyttle, 1966
 Most Total Bases—131 by Jim Lyttle, 1966
 Highest Slugging Average—.770 by Fred Twoomey, 1955 (57 TB in 74 AB)
 Most Runs Batted In—58 by John LiBrandi, 1972
 Most Walks—50 by Dave Nichols, 1972
 Fewest Strikeouts—One by Cooter Mills, 1954 (87 at-bats)
 Fewest Strikeouts Per At-Bat—(50-99 ABs) 1/87 by Cooter Mills (one in 87 ABs),
 1954; (100-199 ABs) 1/27.4 by Mike Augustine (5 in 135), 1964; (200 + ABs)
 1/20.7 by Rick Snyder (11 in 227), 1973
 Stolen Bases—34 by Dick Nichols, 1970
 Longest Hitting Streak—19 by Dick Gold, 1969
 Most Strikeouts—58 by Walt Sumner, 1969
 Most Putouts—373 by Harry Saferight, 1970
 Most Assists—188 by Dick Nichols (2b), 1970
 Most Errors—28 by Greg Gromek (ss), 1970 (265 chances .896)
 Fewest Errors—None by Larry Lee (C), 1973 (120 chances) and Ken Doria (OF),
 1971 (72 chances)
 Highest Fielding Average—(50-99 chances) 1.000 Ken Doria (OF) 1971 (0/72)
 (100-149) 1.000 Larry Lee (C) 1973 (0/120); (150-199) .981 Larry Cocks
 (2B) 1971 (3/159); (200-249) .996 Jim Foxwell (1B) 1973 (1/242); (250-299)
 .982 Doug Kasimier (LB) 1971 (5/274); (300+) .987 Dan Roatche (C-1B)
 1972 (4/300)
 Lowest Fielding Average—.823 Rick Colzie, (3B-OF) 1973 (23/130)
 Most Strikeouts Per At-Bat—1/3 by Ralph Blinn, 1952 (21 in 63 ABs)
 Most Appearances—29 by Mac Scarce, 1971
 Most Starts—18 by Marty Rice, 1972
 Most Relief Appearances—29 by Mac Scarce, 1971
 Most Complete Games—11 by Wayne Vincent, 1967
 Most Innings Pitched—142 2/3 by Marty Rice, 1972
 Most Saves—18 by Mac Scarce, 1971
 Most Shutouts—8 by Gene Ammann, 1970
 Most Wins—15 by Gene Ammann, 1970
 Fewest Losses—None by Gene Ammann in 15 decisions and by seven others with
 fewer decisions.
 Highest Win Percentage—1.000 by Gene Ammann with 15 decisions and seven
 others with fewer decisions.
 Most Consecutive Wins—15 by Gene Ammann, 1970
 Consecutive Shutouts—4 by Gene Ammann, 1970 (Auburn 5-0; Florida 1-0 in 10
 inn.; East Carolina 2-0 in Dist. 3; Arizona 4-0 in CWS)
 Most Consecutive Scoreless Innings—41 1/3 by Gene Ammann, 1970 (five games
 including four shutouts)

Most No-Hit Games—One on several occasions, most recently by Gene Ammann vs. South Florida in 1970
 Most One-Hit Games—Two by Gene Ammann, 1970
 Most Two-Hit Games—Three by Gene Ammann, 1970
 Lowest Earned Run Average—0.66 by Gene Ammann, 1970 (10 ERs in 137 1/3 inn.)
 Fewest Runs Allowed—18 by Steve Mastin, 1968 (107 inn.)
 Fewest Hits Allowed per Nine Innings—3.51 by Mac Scarce, 1971 (13 in 33 1/3)
 Most Strikeouts—154 by Pat Osburn, 1970
 Most Strikeouts Per Nine Innings—15 by Mac Scarce, 1971 (60 in 36 innings)
 Fewest Earned Runs—8 by Max Long, 1956 (45 inn. 1.60 ERA)
 Most Runs Allowed—60 by Marty Rice, 1972 (142 2/3 inn.)
 Most Hits Allowed—127 by Marty Rice, 1972 (142 2/3 inn.)
 Most Walks Allowed—72 by Dave Fernald, 1972 (105 1/3 inn.)
 Fewest Walks Per Nine Innings—1.33 by George Lott, 1969 (14 in 94 2/3)
 Most Earned Runs Allowed—47 by Dave Fernald, 1972 (105 2/3 inn.)
 Most Losses—6 by Marty Howell, 1964
 Highest Earned Run Average—5.55 by Chuck Sanders, 1953
 Most Home Runs Allowed—7 by Bill Fuller, 1973

INDIVIDUAL CAREER RECORDS

Games Played—135 by Rick Snyder, 1971-73
 Consecutive Games Played—91 by John LiBrandi, 1972-73
 Highest Batting Average—.410 by Bob Clem, 1959-60
 Most At-Bats—511 by Dick Gold, 1967-69
 Most Runs Scored—101 by John LiBrandi, 1972-73
 Most Hits—151 by Dick Gold, 1967-69
 Most Doubles—30 by John LiBrandi, 1972-73
 Most Triples—12 by Bob Hudson, 1953-55 and Dick Gold, 1967-69
 Most Home Runs—17 by Mike Easom, 1967-69
 Most Total Bases—227 by Mike Easom, 1967-69
 Most Runs Batted In—95 by John LiBrandi, 1972-73
 Most Bases on Balls—87 by Denny Williams, 1972-73 and John LiBrandi, 1972-73
 Most Stolen Bases—52 by Randy Brown, 1965-66
 Most Strikeouts—85 by Walt Sumner, 1968-69 and Dick Gold, 1967-69
 Most Putouts—675 by Harry Saferight (C), 1970-71
 Most Assists—297 by Roger Smith (SS), 1972-73
 Most Errors—50 by Greg Gromek (SS-OF), 1969-71
 Most Appearances—56 by Bill Fuller, 1970-73
 Most Starts—36 by Gene Ammann, 1968-70
 Most Relief Appearances—45 by Mac Scarce, 1970-71
 Most Complete Games—23 by Wayne Vincent, 1966-68
 Most Innings Pitched—295 1/3 by Gene Ammann, 1968-70
 Most Saves—30 by Mac Scarce, 1970-71
 Most Shutouts—11 by Gene Ammann, 1968-70
 Most Wins—31 by Gene Ammann, 1968-70 (lost 2)
 Fewest Losses—Two by Gene Ammann, 1968-70 (won 31)
 Highest Win Percentage—.939 by Gene Ammann, 1968-70 (31-2)
 Consecutive Games Won—15 by Gene Ammann, all in 1970 (15-0)
 Lowest Earned Run Average 1.45 Wayne Vincent, 1966-68 (58 ER in 292 inn.)
 Most Strikeouts—318 by Gene Ammann, 1968-70
 Most Runs Allowed—125 by Bill Fuller, 1970-73 (293 1/3 inn.)
 Most Hits Allowed—279 by Bill Fuller, 1970-73 (293 1/3 inn.)
 Most Walks Allowed—141 by Gene Ammann, 1968-70 (295 1/3 inn.)
 Fewest Walks Per Nine Innings—1.7 by Frank Davis, 1959-61 (48 in 249 1/3)
 Most Earned Runs Allowed—85 by Marty Rice, 1971-73
 Most Losses—13 by Marv Stringfellow, 1965-67 (won 16)
 Highest Earned Run Average—4.22 by Marty Howell, 1962-64 (147 inn.)

RECORDS VS. ALL OPPONENTS

TEAM	FIRST MEETING	LAST MEETING YEAR	MEETING SCORE	SERIES FSU	STANDING OPP
Alabama	1967	1968	6-1	2	1
Amherst	1952	1964	5-0	7	1
Arizona	1963	1970	4-0	1	1
Auburn	1954	1973	8-4	38	29
Belmont Abbey	1969	1969	8-4	2	0
Bradley	1950	1950	1-10	1	1
Bowling Green	1970	1970	17-8	1	0
Brown	1971	1971	6-1	5	1
Chicago State	1972	1972	11-2	3	0
Cincinnati	1953	1956	8-2	2	0
Clemson	1958	1973	9-1	17	13
Connecticut	1957	1957	3-5	0	1
Cumberland College	1973	1973	9-0	2	0
Dartmouth	1970	1970	6-0	1	0
Davidson	1954	1954	7-1	1	0
Duke	1954	1959	2-6	15	9
East Carolina	1962	1970	2-0	4	2
Fairleigh Dickinson	1973	1973	2-1	2	0
Florida	1956	1973	8-0	35	35
Florida A&M	1971	1973	8-1	9	0
Florida International	1973	1973	7-4	1	0
Florida Southern	1949	1973	2-3	28	12
Furman	1955	1969	7-2	12	1
Georgia	1951	1971	2-4	25	15
Georgia (Savannah)	1948	1948	8-3	1	1
Georgia Southern	1948	1973	4-1	56	15
Georgia Tech	1959	1973	2-3	11	4
George Washington	1958	1959	3-2	2	0
Holy Cross	1970	1970	3-0	2	0
Illinois	1956	1970	10-0	5	0
Indiana	1956	1956	14-10	2	0
Ithaca	1957	1962	5-4	3	0
Jacksonville (Ala.) St.	1953	1973	13-5	3	0
Jacksonville (Fla.) Univ.	1964	1973	7-4	16	6
Kentucky	1965	1966	20-1	5	0
Kentucky Wesleyan	1968	1968	15-5	2	0
Kenyon	1952	1952	11-2	2	0
Lafayette	1971	1971	2-1	3	0
LSU	1955	1966	1-2	1	2
Loyola (La.)	1952	1968	4-1	10	0
Marietta College	1973	1973	5-7	0	1
Maryland	1965	1970	10-1	4	0
Mercer	1948	1950	11-7	5	2
Miami	1951	1973	4-1	40	13
Michigan	1959	1962	7-10	1	1
Michigan State	1957	1971	9-5	8	5
Middle Georgia	1948	1948	7-6	2	0
Millsaps	1949	1949	10-8	1	0
Mississippi	1949	1972	3-8	6	1
Mississippi College	1948	1951	7-8	13	4
Mississippi State	1964	1970	5-4	5	2
Navy	1960	1965	0-1	3	4
New York University	1970	1970	4-2	2	0
North Carolina	1956	1970	3-2	14	4
North Carolina State	1962	1968	1-4	2	4
Northeast Louisiana	1964	1964	7-4	1	0
Northern Illinois	1971	1971	7-1	1	0
Notre Dame	1956	1958	3-2	3	0
Oglethorpe	1949	1949	5-7	0	1
Ohio	1970	1970	2-0	1	0
Ohio State	1960	1971	1-9	0	3
Parsons	1967	1967	4-16	0	2

Penn State	1957	1969	8-4	7	2
Richmond	1972	1972	10-5	1	0
Rider College	1970	1970	8-1	1	0
Rollins	1948	1973	5-0	11	11
Rutgers	1966	1966	18-10	1	0
Santa Clara	1962	1962	6-11	1	1
South Alabama	1969	1973	2-3	12	11
South Carolina	1969	1969	4-3	1	0
South Florida	1969	1972	7-8	8	2
Southeastern Louisiana	1953	1953	5-4	1	1
Southern California	1963	1970	1-2	0	2
Southern Illinois	1968	1970	6-1	6	1
Springfield	1967	1968	18-0	4	0
Springhill	1966	1966	14-2	4	0
St. Josephs	1972	1973	9-4	9	4
St. Leo	1969	1973	11-0	13	1
St. Louis	1965	1965	3-5	0	1
Stetson	1949	1973	4-5	25	15
Tampa	1949	1973	8-4	17	3
Tennessee	1951	1966	8-2	4	1
Texas	1965	1970	11-2	2	1
Troy State	1948	1948	6-5	1	1
Tulane	1967	1969	0-1	5	1
Union University	1970	1971	7-6	5	0
Valdosta State	1963	1973	9-8	6	1
Vanderbilt	1972	1972	19-4	2	1
Virginia	1972	1972	14-7	2	0
Virginia Tech	1967	1967	7-2	1	0
Wake Forest	1962	1969	10-1	15	5
Western Michigan	1959	1972	8-1	6	6
West Virginia	1956	1962	6-5	3	2
William & Mary	1967	1967	5-4	1	0
Wisconsin	1955	1958	3-1	8	1
Yale	1957	1957	11-8	2	0

OTHER AMATEURS

Camp Lejune (USMC)	1949	1954	5-6	3	1
Jacksonville Naval Air. Sta.	1953	1954	7-4	2	2
Pensacola Navy	1965	1965	10-2	3	0
Valdosta Red Sox	1968	1968	3-1	4	0

PRO TEAMS

Birmingham (AA)	1968	1968	2-6	0	3
Knoxville (A)	1958	1958	3-2	1	0
Pittsfield (AA)	1968	1968	0-1	0	3
Tallahassee (Citizens) (A)	1951	1951	16-6	1	0
Tallahassee (Rebels) (A)	1954	1954	2-5	1	1
Pautuckett	1970	1970	3-14	0	1
Baltimore "B"	1970	1970	5-10	0	1


THROUGH THE YEARS

Year	Coach	Captain	W	L	T	Rns	Opp	BA	Opp
1948	Charlie Armstrong	Ron Nettles	9	8	0	101	121		
1949	Charlie Armstrong	Sam Cox	11	8	0	126	103		
1950	Charlie Armstrong	Bob Trowbridge	11	7	0	122	104		
1951	Charlie Armstrong	Augie Pompelia	13	6	0	161	97	.292	.234
1952	Ralph Matherly	Bob Trowbridge	17	4	0	158	72	.266	.188
1953	Ralph Matherly	Cooter Mills	13	10	1	156	111	.254	
1954	Ralph Matherly	Bob Hudson	13	8	0	164	101	.269	
1955	Danny Litwhiler	Billy Campbell							
		Bob Hudson	17	6	0	189	98	.321	
1956	Danny Litwhiler	Max Long	24	6	0	244	121	.295	
1957	Danny Litwhiler	Carlee Hendrix	22	9	0	232	120	.297	
1958	Danny Litwhiler	Dick Howser	20	7	0	198	104	.294	.208
1959	Danny Litwhiler	Dale Koch	22	11	0	258	166	.282	.231
1960	Danny Litwhiler	Ray Bazzell	13	9	0	183	136	.312	.254
1961	Danny Litwhiler	Frank Davis							
		Jack Dull	21	7	0	203	238	.301	.256
1962	Danny Litwhiler	Ray McShane							
		Bob Madison	23	14	0	254	221	.296	.258
1963	Danny Litwhiler	Al Beccaacio	26	13	0	250	151	.278	.213
1964	Fred Hatfield	Jim Reed	23	13	0	244	171	.273	.247
1965	Fred Hatfield	Gerry Chmielewski	32	11	1	305	179	.281	.253
1966	Fred Hatfield	Dick Fernandez	39	13	0	417	192	.294	.214
1967	Fred Hatfield	Roy Mewbourne	32	14	0	214	155	.234	.220
1968	Fred Hatfield	Chuck Cone							
		Bob Canty	35	6	0	291	120	.284	.215
1969	Jack Stallings	Dick Gold							
		Mike Easom	38	13	1	303	158	.273	.219
1970	Jack Stallings	Dick Nichols	49	9	1	361	144	.277	.186
1971	Jack Stallings	Harry Saferight							
		Ron Cash	41	16	0	341	208	.282	.208
1972	Jack Stallings	Ken Doria	45	23	0	473	325	.291	.251
		Mike Scarce							
1973	Jack Stallings	John LiBrandi	38	21	331	218	.289	.218	
		Denny Williams							

This public document was promulgated at an annual cost of \$655.60 or \$.82 per copy to serve as a handbook for baseball and acquaint the media and fans with the 1974 Florida State University Baseball Team.

MEMO TO THE MEDIA

This handbook was prepared to assist you during the 1974 baseball season at Florida State University. For additional information, service or working space, please contact the Sports Information Department at 904/599-2790, Lonnie Burt, Director; Hank Schomber, Assistant Director.



SEMINOLES IN THE PROS...

In Florida State's relatively brief baseball history, more than 100 players have joined the pro ranks. In the last five years alone more than five players a year have gone into the pros.



GENE AMMANN
1970 MVP College
World Series



DICK HOWSER
American League
Rookie of the Year 1957

**All-America
Honor Roll**

- Dick Howser
- Bob Clem
- Jack Dull
- Buddy Teagle
- Mike Augustine
- Woody Woodward
- Ken Suarez
- Jim Lyttle
- Gary Sprague
- Tom Cook
- Dick Gold
- Dick Nichols
- John Grubb
- Ron Cash
- Pat Osborn
- Greg Gromek
- Carl Gromek
- John LiBrandi

FSU'S "BIG LEAGUERS"

- Ron Cash
- Mac Scarce
- Woody Woodward
- Johnny Grubb
- Jim Lyttle
- Dick Howser
- Ken Suarez
- Craig Skok
- Randy Brown
- Dave Moates
- Pat Osborn
- Gene Ammann
- Bill Ziegler

There are many factors that make an outstanding baseball program... facilities, interest, weather, coaching, scheduling, etc...

FLORIDA STATE has them all.

SEMINOLE INTERNATIONAL

In the past several years nearly a dozen Seminoles have played ball in Columbia, Nicaragua, Honduras, Costa Rica, Japan, Hawaii, Holland and Germany.