


FLORIDA STATE UNIVERSITY

BASEBALL HANDBOOK



1973

This public document was promulgated at an annual cost of \$650.42 or 87 cents per copy to serve as a handbook for baseball to acquaint the media and fans with the 1973 Florida State University baseball team.



FLORIDA STATE UNIVERSITY

LOCATION	Tallahassee, Florida 32306
ENROLLMENT	19,400
NICKNAME	Seminoles
COLORS	Garnet and Gold
CONFERENCE	Independent
PRESIDENT	Dr. Stanley Marshall
HEAD BASEBALL COACH	Jack Stallings
ASSISTANT COACHES	Bob Simpson Stan Kmet
SPORTS INFORMATION DIRECTOR	Lonnie Burt
ASSISTANT SID	Hank Schomber
ATHLETIC DEPARTMENT PHONE	904/599-2790
BASEBALL OFFICE PHONE	904/599-2640



SEMINOLE BASEBALL

"The Best in College Baseball" is a tradition of longstanding at Florida State. The Seminole baseball program is recognized as one of the nation's very best by the fans, high school coaches and the pro scouts. "If we find a boy who is set on a college education before turning pro, we don't hesitate to recommend Florida State," says one scout. "He is going to get as much or more training and experience there as he will anywhere in the country."

And it is not just the scouts in the Southeast who are high on Florida State. Young players from all over the country are recommended to the Florida State Seminoles by their area scouts and Florida State is in turn recommended to the player. There are many reasons for the scouts' confidence in the Seminole Baseball Program, but foremost is the coaching.

Through the years the Seminoles have had the nation's finest coaching staffs. The instruction of these outstanding head coaches is supplemented by invaluable tutoring from the many professional ball players who come to Florida State in the offseason. Often the instruction given by these pros, many

of whom are former Seminoles who have gone on to the major leagues, is on an individual basis. The contribution this type of "coaching" makes, not only to the individual but also the overall program, is immeasurable.

Facilities is another big factor in the Seminole program. Few colleges can boast of the "on campus" facility the Seminoles have for baseball. Beautiful Seminole Field is the site of all Florida State home games, but it is just one of three complete fields available to the FSU baseball players. Scattered around this complex are several batting cages and pitching mounds ensuring everyone a place to work. One of the most recent additions was a "Curvemaster" pitching machine, for extra long and individual batting practice sessions.

Seminole Field itself is one of the first "on-campus" lighted playing fields. Night baseball has become part of the "way of life" of the Tallahassee community in the spring and crowds of 2000 or more are not uncommon at the Seminole home games. Many times each season the Seminole Field bleachers are filled to their 3,300 capacity with several hundred more fans scattered around the outfield fences. In the last two seasons more than 70,000 fans have seen the Tribe play at Seminole Field alone.

The field itself is the equivalent to many of the finest minor league parks. The basepath's and outfield warning tracks are of clay and the entire complex is kept in tip-top condition year round by the Florida State Department of Grounds.

Keeping the field in top shape year-round is not coincidental, since the Florida State baseball program is virtually a 12-month a year operation. The mild Florida winters make it possible for the Seminoles to work out regularly from the first day of classes in September until the final out of the season in June—a factor that pleases Seminole coaches and players alike.

Seminole players report for their workouts soon after classes begin in the fall and have an extensive "fall season" that usually climaxes in the annual "homecoming Oldtimers Game" in which the Tribe varsity plays a team of former Seminoles, many of whom have gone on to the major leagues. Preparations for the new season begin early in January. The spring season starts on or about March 1 and continues through June. In addition to their play at Florida State, many Seminoles take part in the various summer leagues around the country. With 30 games in the fall, another 70 in the spring and 50 more in the summer, it is not unusual for a player in the Florida State program to have the opportunity to play 150 games a year.

All this opportunity to play, however, does not mean that there is no emphasis on academic work. Even though a Florida State baseball player will play more than 100 games from September to June, his primary emphasis is on his studies. During the 1972 spring season he will be excused from classes only eight days. That is over two different quarters and well under the University allowed maximum. "In fact," says Seminole Coach Jack Stallings, "with the advent of night games and Sunday play, our players actually have more free time for their studies than players did five or six years ago. There is no reason why the academically oriented boy cannot play 100 games and continue to put emphasis on his studies at Florida State."

HEAD COACH Jack Stallings

A large part of Florida State's baseball tradition centers around outstanding coaching and with Jack Stallings at the Seminole helm that is exactly what they have. There are few collegiate coaches who have gained more respect from either their colleagues at the collegiate level or in the pro ranks than the Tribe mentor. Stallings' record pretty well tells his story. In four seasons at Florida State he has led the Seminoles to 173 wins in 234 games. The Tribe reached the finals of the NCAA College World Series in his second season. Eight of his players have been named to All-America teams and 12 have been named to the District All-Star squad. More than a dozen have been selected to play pro ball.



Before coming to the Seminoles in 1969, Stallings had built an enviable record at Wake Forest, his alma-mater. In nine seasons there, he led his teams to a 152-109-2 record, including a pair of Atlantic Coast Conference championships, two District III titles and strong showings in the College World Series.

A keen baseball tactician, Stallings' on-the-field capabilities are unsurpassed. His teams are marked by sound fundamentals and a daring, but calculated style. His fall and early preseason workouts are marked by several classroom "bull sessions" as well as team workouts and individual tutoring. As a result it is rare that a Seminole team will "beat itself" either mentally or physically.

In this way and in almost all the others, Stallings' approach to the game is strictly pro. While the "pro way" has long been the trademark of Florida State's program it has received new emphasis from Stallings. "At Florida State we want the same caliber player that the pros are seeking and that kind of boy is going to be looking for a pro style program," says Stallings.

A former pro himself, Stallings has many close friends among the nation's scouts. These relationships help the program in many ways, not the least of which is the scouts' willingness to recommend a boy to the Seminoles and the Seminoles to the boy. Also because of these acquaintanceships, a Stallings' recommendation to the scouts is highly regarded.

Stallings' promising pro career was cut short by a polio attack in 1954. Although he recovered fully, he turned his attention to coaching where he has been ever since. At Wake Forest he captained the Deacons' 1951 team which represented the United States at the Pan American Games. He signed a pro contract in 1952, but returned to Wake Forest in 1955 to complete work on his bachelors degree. In 1956 he was graduate assistant at North Carolina while obtaining his Masters. He became the Deacon's head coach in 1959.


Stallings' first season at Florida State, 1969, was highly successful with the Seminoles winning 38 of 51 games. In 1970, the Tribe chalked up a 49-9 record including a 2-1, 15-inning loss to Southern California in the NCAA finals. Following the 1970 season he was named "Coach of the Year" in District III, which covers the Southeast from Maryland to Louisiana. His last two clubs have won 41 and 45 games.

In addition to his Seminole coaching duties, Stallings also plays an active role in the American Association of College Baseball Coaches. He is chairman

of the AACBC Professional Baseball Committee, charged with improving the relations between college and pro ball; a member of the Executive Committee, and was recently reelected to a third term as president of the National Association of Summer Baseball Teams.

He has served as a coach in Nova Scotia and the Basin League during the summers for several seasons. In recent years he has taken several all-star teams to South America on summer tours.

Stallings is married to the former Norma Dean Griffin of Durham. They have three sons.



BOB SIMPSON

Varsity Assistant and Renegades

Bobby Simpson is in his second season as assistant to Head Coach Jack Stallings. A former head coach at Tift County High School in Georgia, he played his college ball at Valdosta State. Enthusiastic and knowledgeable, he has served as a scout and instructor, for the Cincinnati Reds and Kansas City Royals. His primary duties this year will be with the varsity, although he will also head the Seminoles B-team program.



STAN KMET

Pitching Coach

This former pro player and coach joined the Seminole staff last fall and has established a strong relationship with the Florida State pitchers. A former collegiate star at Northwestern, he was drafted by Cincinnati and has several years pro experience with the Reds and St. Louis Cardinals' organization. Included in his professional experience is a season as head coach for one of the Florida Instructional League teams. This is his first venture into college coaching, but Stan has shown a strong enthusiasm and discipline to which Seminole pitchers eagerly respond. The Milwaukee, Wisc. native is unmarried.

RON OGLESBY

Renegade Coach

The newest addition to the Florida State staff, Ron joined the Seminoles in January. A former player for Union University, this Kentucky native will work mainly with the B-team Renegades. He is married to the former Brenda Halsom of Jackson, Tenn.



BEAN



CARROLL



COLZIE



EISSEY

SEMINOLE PROFILES

MASON BEAN—CATCHER, Senior, Fernandina Beach, Bats and Throws Right, 5-11, 170, South Georgia JC, sqd. . . has taken a while to get back onto the right track after missing a full season . . . saw most of his duty with the Renegades last season . . . started to make marked improvement late in the year . . . had good fall practice and looks as if he is ready to make a strong contribution . . . good hitter and solid behind the plate . . . one of four married players on the squad.

Team	G	AB	R	H	2B	3B	HR	TB	RBI	SB	BB	SOAVG
Renegades 1972	17	43	5	7	3	0	0	10	5	—	—	.163

BOB CARROLL—OUTFIELD, Junior, College Pt., N.Y., Bats and Throws Right, 5-11, 165, Holy Cross H.S., Reng. . . primarily saw duty for the Renegades last year, although was used as a defensive replacement for the varsity . . . good defensive outfielder . . . runs well, throws well . . . will see duty there again this season also as a pinch runner . . . if he develops as a hitter, will challenge for a starting spot.

Team	G	AB	R	H	2B	3B	HR	TB	RBI	SB	BB	SOAVG
Renegades 1972	18	60	8	14	4	0	0	18	5	—	—	.233

RICK COLZIE—THIRD BASE, Senior, Miami, Bats and Throws Right, 6-0, 180, Miami-Dade South JC, 1VL . . . after three years as a pitcher, two at Dade South and one with the Seminoles, Rick will move to the infield . . . strengthening of pitching staff with new faces has made move possible . . . worked hard all fall making the change . . . has made good progress defensively . . . always been a good hitter . . . has good speed . . . linedrive type hitter with power . . . is learning to hit the ball to all fields . . . will be counted on to make a big contribution.

TEAM	G	AB	R	H	2B	3B	HR	TB	RBI	SB	BB	SOAVG
M-D SOUTH (2 yrs)	94	18	33	5	2	0	42	21	0	7	12	.351
Basin League 1971	62	6	22	2	0	0	24	6	1	—	—	.355
Basin League 1972	98	25	33	4	3	0	43	10	10	—	—	.337
Florida State 1972	27	6	10	1	0	0	11	4	0	4	2	.370

MIKE EISSEY—INFIELD, Junior, West Palm Beach, Bats and Throws Right, 6-0, 170, Palm Beach JC . . . solid utility man . . . can play short or second . . . has good arm . . . has good speed and will also see duty as pinch runner . . . improving as a hitter.



FARMER

FERNALD

FOXWELL

FULLER

TERRY FARMER—PITCHER, Junior, Columbus, Ga., Bats and Throws Right, 6-0, 170, Chipola JC . . . not real big but throws fairly hard . . . has outstanding curve ball . . . along with teammates Ron Herring and Bill Horne, also now with the Seminoles, was considered one of the three best JC pitchers in the state last year by many . . . good competitor . . . fifth round draft choice by Texas last summer in Shanandoah Valley League, but turned in a creditable performance

TEAM	APP	GS	CG	W	L	IP	R	ER	H	BB	SO	ERA
Chipola (2 yrs)	24	21	14	13	8	140	53	29	140	73	147	1.86
Valley League 1972	-	-	-	3	2	33	29	24	37	34	21	6.54

DAVE FERNALD—PITCHER, Senior, Cape Neddick, Me., Bats and Throws Right, 6-3, 190, York H.S., 2VL . . . continues to show improvement . . . added experience from Basin League last summer should help . . . has been a steady performer for two seasons . . . primarily a starter last year, he could see duty as long reliever as well this season . . . a willing worker who wants to have a good senior season . . . won nine games last year after posting five victories in 1971.

TEAM	APP	GS	CG	W	L	IP	R	ER	H	BB	SO	ERA
Cape Cod League 1971	12	7	1	3	4	52	29	21	40	41	47	3.63
Basin League 1972	10	7	1	1	2	48	20	16	41	24	30	3.00
Florida State 1971	11	7	2	5	2	51 1/3	28	22	52	330	47	3.88
Florida State 1972	16	16	3	9	6	105 1/3	59	47	102	76	70	4.02

JIM FOXWELL—FIRST BASE, Sophomore, Martinsville, N.J., Bats and Throws Right, 6-2, 205, Bridewater-Raritan East H.S., Sqd. . . big, impressive youngster with a good deal of potential . . . won a spot on the varsity last year as a freshman, but did not see enough duty to letter . . . hit .340 with Renegades . . . still needs playing time, but has the tools . . . could become an outstanding college hitter . . . eager to learn . . . gained much needed experience in Atlantic Collegiate Baseball League last summer where he led league in doubles, although he did not hit for big average .


TEAM	AB	R	H	2B	3B	HR	TB	RBI	SB	BB	SO	AVG
Renegades 1972	53	8	18	0	0	1	21	8	-	-	-	.340
Atlantic Coast BBL 1972	112	14	24	12	2	2	46	19	1	-	-	.215

BILL FULLER—PITCHER, Senior, Great Neck, N.Y., Bats and Throws Left, 6-2, 190, South H.S., 2VL . . . rebounded for somewhat disappointing season last spring to be one of the leading pitchers in Cape Cod League over the summer . . . named to League All-Star squad . . . led the Cape with a near record 120 strikeouts . . . turned in most impressive performance by pitching staff during fall workouts . . . appears ready to regain form of 1971 when he led the club with a 9-2 record . . . was 10-5 last year . . . tough lefty with good control.


TEAM	APP	GS	CG	W	L	IP	R	ER	H	BB	SO	ERA
1970 Renegades	7	6	3	2	3	36	15	11	31	10	49	2.75
1971 Florida State	17	15	2	9	2	107 1/3	44	27	101	22	111	2.26
Cape Cod League 1971	6	6	1	2	1	38	8	5	30	7	29	1.18
1972 Florida State	19	14	4	10	5	108 1/3	49	32	109	29	82	2.66
Cape Cod League 1972	10	10	8	6	4	89	34	21	79	15	120	2.12




GAILEY



GUEMPLE



HERRING



HORNE

RANDY GAILEY—OUTFIELD, Senior, Lake Wales, Bats Left and Throws Right, 5-10, 185, Manatee JC, 1VL . . . veteran outfielder whose career has been marred by injury . . . an impressive hitter swings from left side with power and authority . . . missed fall practice while interning for his education major . . . will probably see reserve action and pinch hit duty this spring.

TEAM	AB	R	H	2B	3B	HR	TB	RBI	SB	BB	SO	AVG
Manatee (2 yrs)	246	44	79	14	3	3	109	38	19	16	31	.321
Florida State 1972	96	14	29	2	1	4	45	24	2	12	8	.302

RANDY GUEMPLE—PITCHER, Senior, Maitland, Bats and Throws Right, 6-2, 150, Valencia JC, 1VL . . . follows Mac and Mike Scarce as the Seminoles' short relief man . . . tall and lanky, much like the two former standouts . . . side arm delivery is especially tough on righthanders . . . had a good season in Shenandoah Valley League . . . has best ERA of returning pitchers.

TEAM	APP	GS	CG	W	L	IP	R	ER	H	BB	SO	ERA
Valley League 1972	—	—	—	2	0	16	4	2	10	7	9	1.12
Florida State 1972	22	0	0	0	0	30	14	8	25	18	10	2.37

1/3

RON HERRING—PITCHER, Junior, Greenville, Ala., Bats and Throws Right, 6-4, 200, Chipola JC . . . another prize junior college catch . . . has been drafted several times but each time decided to finish education first . . . big righthander with good stuff . . . physically impressive . . . throws hard, has good slider and effective curve . . . third round draft choice, turned down sizable bonus from Texas to play at Florida State . . . set Chipola JC record with nine wins.

TEAM	APP	GS	CG	W	L	IP	R	ER	H	BB	SO	ERA
Chipola (2 yrs)	28	21	12	13	7	140	52	28	74	76	149	1.80

BILL HORNE—PITCHER, Junior, Albany, Ga., Bats and Throws Right, 6-6, 200, Chipola JC . . . another big righthander . . . comes straight over the top adding even more size to his 6-6 frame . . . bothered by arm problems his freshman year, he had an operation which slowed him down early last season . . . by end of year, however, he was throwing as well as teammates Terry Farmer and Ron Herring . . . set Chipola record with an ERA of 0.63 . . . was one of better looking pitchers in fall practice.

TEAM	APP	GS	CG	W	L	IP	R	ER	H	BB	SO	ERA
Chipola (2 yrs)	15	8	6	6	3	63	28	15	50	21	89	2.14



LANGFORD



LiBRANDI



MAIER



O'BRIEN

RICK LANGFORD-OUTFIELD/PITCHER, Junior, Richmond, Va., Bats and Throws Right, 6-0, 185, Manatee JC . . . junior college All-America last year as a pitcher, but prefers to play in the outfield . . . could win regular outfield spot, but may also see spot mound duty . . . did not enroll in school until January so has some catching up to do . . . has good power at the plate, can run well and has good arm in the outfield . . . smart hurler when on the mound, with good speed and control.

TEAM	AB	R	H	2B	3B	HR	TB	RBI	SB	BB	SO	AVG
Manatee (2 yrs)	343	63	109	24	2	4	149	60	19	19	49	.318

JOHN LiBRANDI-OUTFIELD, Senior, Jacksonville, Throws Left and Hits Both, 5-10, 180, Manatee JC, 1VL . . . won All-America honors last spring as a junior . . . a superb all around player . . . does everything well . . . hard worker who knows how to work and accomplish something . . . made All-Star trips to South America and Japan last summer, making a big impression on both trips . . . was selected to U.S. team in World Championships, but missed the trip because of a knee injury . . . fine defensive outfielder with an outstanding arm . . . steady consistent hitter with good power . . . smart player with a lot of ability and desire.

TEAM	AB	R	H	2B	3B	HR	TB	RBI	SB	BB	SO	AVG
Manatee (2 yrs)	271	53	79	13	3	3	107	15	54	29	26	.292
Basin League 1971	182	27	57	12	1	0	71	24	3	-	-	.313
Florida State 1972	242	62	77	17	6	4	116	58	12	48	23	.318

MARTY MAIER-INFIELD, Junior, Hollywood, Bats and Throws Right, 6-0, 175, Broward JC . . . fine utility infielder . . . can play second or short . . . good defensive infielder, but needs experience . . . has the potential to play regularly . . . could improve at plate.


DANNY O'BRIEN-PITCHER, Freshman, St. Petersburg, Bats and Throws Right, 6-2, 220, Bishop Barry H.S. . . . started fall practice as a catcher, but switched to the mound where he showed some bright moments . . . played both positions in high school . . . is brother-in-law of Detroit Tiger All-Star catcher Bill Freehan . . . spent summer in Detroit catching for amateur team . . . turned down Cleveland bonus to play for Seminoles . . . has good arm and good assortment of pitches . . . if he continues to improve as much as last fall, will see considerable work as freshman.



PRICE



RICE



ROSA

DAVE PRICE—PITCHER, Senior, Johnstown, Pa., Bats and Throws Right, 6-2, 185, Westmont Hilltop H.S., 2 VL . . . veteran relief performer who also saw spot starts last year . . . will probably be strictly relief this spring . . . gained confidence and needed experience last year.

TEAM	APP	GS	CG	W	L	IP	R	ER	H	BB	SO	ERA
Florida State 1971	11	2	0	2	0	29 2/3	5	3	13	19	16	0.91
1971 Valley League	—	—	—	1	3	19	9	7	14	34	33	3.97
Florida State 1972	14	10	2	4	3	73	43	28	73	33	54	3.45

MARTY RICE—PITCHER, Junior, Tallahassee, Bats and Throws Right, 6-2, 195, Leon H.S., 2VL . . . leading pitcher a year ago with 13 wins . . . arm trouble limited his summer and fall work . . . exceeded all expectations when he won 11 games as a freshman . . . came back to win two more than that last year . . . will have to watch weight to stay in top form . . . married late last fall.

TEAM	APP	GS	CG	W	L	IP	R	ER	H	BB	SO	ERA
Florida State 1971	17	12	2	11	3	96 1/3	32	26	56	50	57	2.43
Cape Cod League 1971	12	10	4	2	8	71	57	39	77	48	43	4.94
Florida State 1972	19	18	8	13	5	142 2/3	60	46	127	69	88	2.90

TOM ROSA—FIRST BASE, Senior, Miami, Bats and Throws Right, 5-10, 165, Miami-Dade South JC, 1VL . . . lettered last season at second, but moves to first this year . . . can also fill in at short . . . worked hard during the fall to make the adjustment . . . is doing a fine job . . . last year's leading hitter with a .338 average . . . intelligent player . . . has settled down some and gaining consistency . . . has been drafted five times . . . father was an outstanding pro player in the Dodger organization . . . line drive spray hitter with good speed . . . married.

TEAM	AB	R	H	2B	3B	HR	TB	RBI	SB	BB	SO	AVG
M-D South (2 yrs)	373	72	114	17	8	0	146	28	45	54	28	.306
Florida State 1972	204	41	69	9	3	1	87	18	5	26	26	.338



SMITH



SNYDER



WILLIAMS

ROGER SMITH—SHORTSTOP, Senior, Sykesville, Md., Throws Right and Bats Both, 6-0, 170, Cantonsville (Md.) JC, 1VL... outstanding defensive ballplayer... use all the "good objectives", intelligent, dependable, consistent, good range, good arm, etc... played for All-Star team which toured Colombia, South America last summer... showed improvement at the plate last year... "is beginning to hit like he has to"... if he brings his batting average up could be a top draft choice.

TEAM	AB	R	H	2B	3B	HR	TB	RBI	SB	BB	SO	AVG
Florida State 1972	155	25	35	6	2	3	54	22	3	20	25	.226

RICK SNYDER—OUTFIELD, Senior, Oconomowoc, Wis., Bats Left and Throws Right, 5-10, 175, Oconomowoc H.S., 2VL... coming off an outstanding season in Shenandoah Valley League where he tied league record for doubles and was third in hitting... also had fine fall practice... has displayed a more mature attitude... working hard to improve defensively... has excellent speed... working to strengthen throwing arm and accuracy... has a lot of ability and potential.

TEAM	AB	R	H	2B	3B	HR	TB	RBI	SB	BB	SO	AVG
1970 Renegades	57	13	16	4	0	0	20	1	5	5	7	.280
1971 Renegades	28	6	15	4	1	0	21	8	3	2	2	.536
Florida State 1971	19	12	3	3	0	0	6	4	3	3	2	.158
Florida State 1972	170	37	56	6	2	1	69	25	10	16	13	.329
Valley League 1972	134	28	44	18	0	1	65	23	7	-	-	.328

DENNY WILLIAMS—SECOND BASE, Senior, Chester, Va., Bats and Throws Right, 5-7, 155, Manatee JC, 1VL... extremely hard worker who gets the most out of his ability... makes change from third to second this year... worked hard this fall, smoothing out work around the bag and with shortstop Roger Smith... developing fine double play combination... a hustler, "always gives 100%"... played shortstop in junior college... good, aggressive spray hitter, made big contribution with .281 average last spring... his aggressive play often forces opponents into mistakes.

TEAM	AB	R	H	2B	3B	HR	TB	RBI	SB	BB	SO	AVG
Manatee 1971	132	40	43	4	7	0	61	22	17	30	11	.326
Florida State 1972	217	47	61	9	5	2	86	28	8	45	38	.281

1973 VARSITY BASEBALL ROSTER

NAME	POS	B-T	AGE (DOB)	HT	WT	CLASS	EXP	HOMETOWN	SCHOOL (COACH)
Mason Bean	C	R-R	23 (4/22/50)	5-11	170	Senior	Sqd	Fernandina Beach	So. Georgia JC (Beddingfield)
Bob Carroll	OF	R-R	21 (4/29/52)	5-11	165	Junior	Sqd	College Pt., N.Y.	Holy Cross HS (Kerr)
Rick Colzie	INF	R-R	21 (7/14/51)	6-0	180	Senior	1VL	Miami	Miami-Dade D. JC (Greene)
Mike Eissey	INF	R-R	20 (9/24/52)	5-10	150	Junior	JC	North Palm Beach	Palm Beach JC (Edgerton)
Terry Farmer	P	R-R	21 (2/15/52)	6-0	170	Junior	JC	Columbus, Ga.	Chipola JC (Dungan)
Dave Fernald	P	R-R	21 (8/23/51)	6-3	190	Senior	2VL	Cape Neddick, Me.	York HS (Lapham)
Jim Foxwell	INF	R-R	20 (1/14/53)	6-2	205	Soph	Sqd	Martinsville, N.J.	Bridewater-Raritan East HS (Koperwhats)
Bill Fuller	P	L-L	22 (9/20/50)	6-2	190	Senior	2VL	Great Neck, N.Y.	Great Neck South (Greene)
Randy Gailey	OF	L-R	22 (9/12/50)	5-10	185	Senior	1VL	Lake Wales	Manatee JC (Wynn)
Randy Guemple	P	R-R	21 (11/14/51)	6-2	150	Senior	1VL	Maitland	Valencia JC (Garcia)
Ron Herring	P	R-R	20 (7/22/52)	6-4	200	Junior	JC	Greenville, Ala.	Chipola JC (Dungan)
Bill Horne	P	R-R	20 (6/18/52)	6-6	200	Junior	JC	Albany, Ga.	Chipola JC (Dungan)
Rick Langford	OF-P	R-R	21 (3/20/52)	6-0	185	Junior	JC	Richmond, Va.	Manatee JC (Wynn)
Larry Lee	C	R-R	21 (1/30/52)	6-2	195	Junior	JC	Martinez, Ca.	Broward JC (Wheat)
John LiBrandi	OF	B-L	21 (10/10/51)	5-11	180	Senior	1VL	Jacksonville	Manatee JC (Wynn)
Marty Maier	INF	R-R	20 (10/1/52)	6-0	175	Junior	JC	Hollywood	Broward JC (Wheat)
Dan O'Brien	P	R-R	19 (4/22/54)	6-2	220	Frosh	HS	St. Petersburg	Bishop Barry HS (Vigue)
Ed Peres	INF	R-R	19 (10/11/53)	6-1	185	Soph	Reng	Ft. Myers	Ft. Myers Senior HS (Ferreira)
Dave Price	P	R-R	22 (12/27/50)	6-2	185	Senior	2VL	Johnstown, Pa.	Westmont Hilltop HS (Balough)
Marty Rice	P	R-R	20 (6/22/52)	6-2	195	Junior	2VL	Tallahassee	Leon HS (Barwick)
Tom Rosa	INF	B-R	22 (1/5/51)	5-10	165	Senior	1VL	Miami	Miami-Dade S. JC (Greene)
Tim Sherrill	C	R-R	22 (3/21/51)	6-0	170	Senior	1VL	Miami	Miami-Dade S. JC (Greene)
Roger Smith	INF	B-R	21 (9/21/51)	6-0	170	Senior	1VL	Sykesville, Md.	Catonsville JC (Workman)
Rick Snyder	OF	L-R	21 (7/24/51)	5-10	175	Senior	2VL	Oconomowoc, Wis.	Oconomowoc HS (Sorenson)
Steve Tebbetts	OF	L-L	18 (9/4/54)	6-0	170	Frosh	HS	Port Huron, Mich.	Westfield, N.J. HS (Cilo)
Denny Williams	INF	R-R	23 (6/28/49)	5-7	155	Senior	1VL	Richmond, Va.	Manatee JC (Wynn)

Head Coach: Jack Stallings
 Assistants: Bob Simpson
 Stan Kmet
 Ron Oglesby

1973 OUTLOOK

There has been a television commercial in recent months that presents the theme, "The more things change, the more they stay the same." The 1973 Florida State baseball team is adding a new twist to that theory—"The more things stay the same the more they change."

The current Seminole club will have at least seven and possibly eight veterans manning starting spots; and five of the top six pitchers are back. But when the Tribe takes to the field they will have a new look. It will be more than the new double knit uniforms which will provide the changed appearance for the Seminoles. Coach Jack Stallings has done some juggling in the infield, that almost makes it a whole new outfit, plus there are some talented new pitchers on hand who could take over.

It is the addition of the new hurlers, Terry Farmer, Ron Herring and Bill Horne, all from Chipola JC, plus JC All-America Rick Langford and freshman Danny O'Brien that has provided the stimulus for the realignment. "The addition of the new pitchers has allowed us to start making some adjustments," said Stallings. In sequence, what Stallings has done is move Rick Colzie, a hard hitting senior from the mound to third base.

Colzie's jump moves Denny Williams over to second where Tom Rosa played most of last season. Rosa, who was the Seminoles leading hitter with a .338 mark last year, moves to first where graduation has left a void. The only infielder to retain his old spot is reliable Roger Smith at short.

The versatility of the starters provides depth in itself, but the Seminoles also have several good utility performers on hand. Sophomore Jim Foxwell will back up Rosa at first. Junior college transfers Mike Eissey and Marty Maier are also available and should provide strong back-up help.

The outfield is two-thirds set with Rick Snyder in center and All-America John LiBrandi in right. That pair finished second and third behind Rosa in team hitting last year. Both are fast, sure outfielders. The left field post is open, and veterans Randy Gailey and Bob Carroll will battle Langford for the spot. Even though he was First Team All-America JC pitcher last season at Manatee, Langford prefers to play the outfield. The pitching depth of the Seminoles will allow him to do that, if he wins the spot. Behind the plate is Tim Sherrill who is coming off a fine summer season. He will be backed by senior Mason Bean and junior Larry Lee.

The pitching staff will generate the most competition for the top spots. The trio from Chipola were called by many, "the three best in the state" last year. The veterans back include Bill Fuller, Dave Fernald, Dave Price, Randy Guemple and Marty Rice. The first four are seniors, the latter a junior. Fuller, (10-5 in 1972), the staff's only lefty, had the best fall practice and went into preseason drills as the number one hurler.

Once again the Seminoles will be facing a rugged schedule with many of the country's top ball clubs being right here in District III. Home-and-home series are set with major independents, Miami, South Alabama, Jacksonville and Georgia Southern. The Tribe will also face College Division Champion Florida Southern, SEC contenders Florida and Auburn along with many of the South's other top clubs.

"This could be one of Florida State's better clubs," said Stallings with an emphasis on "could." With so many people in new spots and a number of new pitchers we really won't know how good we are until the season gets underway."

1972 FINAL RESULTS

FSU	OPPONENTS		FSU	OPPONENTS	
6	Stetson	3(A)	15	St. Leo	1
7	Stetson	1(A)	9	Florida A&M	2
2	Rollins	0(A)	2	South Alabama	9
11	Rollins	6(A)	2	South Alabama	5
14	St. Josephs	1	4	South Alabama	6
12	St. Josephs	6	10	Chicago State	5
8	St. Josephs	1	12	Chicago State	0
11	Clemson	7	11	Chicago State	2
6	Clemson	3	4	Georgia Tech	2
20	Clemson	3	8	Georgia Tech	3
11	Florida Southern	4(A)	12	Florida A&M	4(A)
7	Miami	4(A)	13	Florida A&M	7(A)
3	South Florida	4(A)	1	Jacksonville	3
6	South Florida	2(A)	6	Jacksonville	5
8	St. Leo	7(A)	3	Georgia Southern	4
3	Auburn	9	5	Georgia Southern	2
16	Auburn	13	12	Georgia Southern	10
1	Vanderbilt	11	3	Valdosta State	2
4	Vanderbilt	3	4	Miami	5
19	Vanderbilt	4	3	Miami	4
6	Western Michigan	1	4	Miami	3
2	Florida Southern	4	6	South Alabama	4(A)
7	Western Michigan	8	3	South Alabama	1(A)
4	Western Michigan	7	0	South Alabama	10(A)
8	Western Michigan	1	3	Auburn	9(A)
8	Virginia	6	7	Auburn	4(A)
14	Virginia	7	1	Florida	3(A)
2	Valdosta State	14(A)	1	Florida	3(A)
4	Jacksonville	7(A)	8	Florida	1
3	Jacksonville	4(A)	4	Florida	2
7	Georgia Southern	3(A)	9	Florida	4
6	Georgia Southern	7(A)	5	South Alabama	6(N)*
12	Florida A&M	10	10	Richmond	5(N)*
12	St. Leo	10	3	Mississippi	8(N)*

* NCAA District III Tournament

THE SEMINOLES IN CHAMPIONSHIP PLAY

Florida State's NCAA playoff and College World Series record is surpassed by very few schools around the country. In the last 17 years, the Seminoles have made 13 playoffs, only Texas and Northern Colorado can claim that many trips in the same period. In the entire history of the playoffs, only those two teams, Texas with 20 and Northern Colorado with 18 trips each and Southern California with 15 have been more than the Seminoles. The Seminoles' 38 victories in championship play are more than have been recorded than all the 142 participating teams, except Southern Cal's 83 and Texas' 53. Of the 77 teams which have appeared in the College World Series, only seven have been more than the five years the Tribe has made an appearance, and only 12 have recorded more victories. The Seminoles' .559 winning percentage is 27th among all tournament teams, and is 10th among the teams that have been to the playoffs at least six times in their 25 year history.

In the Seminoles' 13 trips to the District III playoffs, they have finished either first or second eight times. In CWS play the Seminoles have reached the third round twice, the semi-finals once and the finals once.

Florida State's NCAA Tournament Record:

Years Participated (CWS)	Record Including			College World				
	District Playoffs			Series Record				
	Yrs.	Won	Lost	Pct.	Yrs.	Won	Lost	Pct.
1956-(57)-58-59-61-(62)- (63)-(65)-66-67-68-(70)-72	13	38	30	.559	5	8	10	.444

1972 BASEBALL STATISTICS

HITTING

	G	AB	R	H	2B	3B	HR	TB	RBI	SB	BB	SO	AVG.
Tom Rosa	55	204	41	69	9	3	1	87	18	5	26	26	.338
Rick Snyder	58	170	37	56	6	2	1	69	25	10	16	13	.329
John LiBrandi	67	242	62	77	17	6	4	118	58	12	48	23	.318
Herb Sikes	56	180	31	57	7	1	4	78	53	1	18	14	.317
Randy Gailey	34	96	14	29	2	1	4	45	24	2	12	8	.302
Tim Sherrill	51	160	30	48	4	1	9	81	37	2	13	22	.300
Ken Doria	55	159	31	46	13	1	1	64	27	3	37	18	.289
Dan Roatche	53	158	28	45	9	2	6	76	29	0	38	32	.285
Denny Williams	63	217	47	61	9	5	2	86	28	8	45	38	.2811
Marty Rice	20	57	8	16	4	1	1	25	10	0	3	13	.2810
Dave Nichols	60	171	56	46	3	5	6	77	26	22	50	40	.269
Jeff Bankston	49	112	25	30	5	1	1	40	19	4	14	8	.268
Gary Huff	28	58	10	14	0	2	1	21	7	1	6	9	.241
Roger Smith	57	155	25	35	6	2	3	54	22	3	20	25	.226

(Less Than 50 At-bats)

Rick Colzie	24	27	6	10	1	0	0	11	4	0	4	2	.370
Jim Foxwell	5	3	1	1	0	0	0	1	1	0	0	0	.333
Ed Frank	20	3	0	1	0	0	0	1	0	0	0	1	.333
Bill Fuller	19	40	8	12	4	0	0	16	3	0	3	11	.300
Dave Fernald	16	37	8	10	2	0	2	18	6	0	5	16	.270
Skip Cone	18	19	1	4	0	0	0	4	2	0	4	5	.211
Mike Scarce	26	5	0	1	0	1	0	3	2	0	0	0	.200
Dave Price	14	23	2	2	0	1	0	4	2	0	5	7	.087
Bob Carroll	19	3	2	0	0	0	0	0	0	2	0	0	.000
Randy Guemple	22	3	0	0	0	0	0	0	0	0	0	3	.000
Steve Oppenheim	5	1	0	0	0	0	0	0	0	0	0	1	.000
Ken Silvestri	3	0	0	0	0	0	0	0	0	0	0	0	---
FLORIDA STATE	68	2305	473	670	101	35	46	979	403	78	365	334	.291
OPPONENTS	68	2305	325	578	79	15	25	762	268	66	340	381	.251

PITCHING

	APP	GS	CG	W	L	SAV	IP	R	ER	H	BB	SO	ERA
Mike Scarce	26	0	0	3	0	13	33 1/3	11	7	23	24	27	1.89
Randy Guemple	22	0	0	0	0	2	30 1/3	14	8	25	18	10	2.37
Bill Fuller	19	14	4	10	5	0	108 1/3	49	32	109	29	82	2.66
Marty Rice	19	18	8	13	5	0	142 2/3	60	46	127	69	88	2.90
Dave Price	14	10	2	4	3	2	73	43	28	73	33	54	3.45
Dave Fernald	16	16	3	9	6	0	105 1/3	59	47	102	76	70	4.02
Steve Oppenheim	5	0	0	0	0	0	6	3	3	9	3	1	4.50
Rick Colzie	13	9	2	5	4	1	67 2/3	51	35	69	60	33	4.66
Ed Frank	20	1	0	1	0	3	25	27	19	36	25	16	6.84
Ken Silvestri	3	0	0	0	0	0	3	8	8	5	4	3	24.00
FLORIDA STATE	157	68	19	45	23	0	594 2/3	325	233	578	340	382	3.52
OPPONENTS	156	68	21	23	45	0	576	473	376	370	365	333	5.88

SEMINOLE ALL-AMERICAS

	DICK HOWSER	
1957 First Team	Shortstop	.364
1958 First Team	Shortstop	.337
	BOB CLEM	
1959 Second Team	Secondbaseman	.436
	JACK DULL	
1961 Third Team	Secondbaseman	.370
	BUDDY TEAGLE	
1962 First Team	Catcher	.325
	MIKE AUGUSTINE	
1963 First Team	Outfielder	.399
	WOODY WOODWARD	
1963 Third Team	Shortstop	.305
	KEN SUAREZ	
1964 First Team	Catcher	.404
	JIM LYTTLE	
1966 First Team	Outfielder	.324
1966 Sporting News (1st)		
	GARY SPRAGUE	
1966 Sporting News (2nd)	Shortstop	.379
	TOM COOK	
1968 Third Team	Catcher	.384
	DICK GOLD	
1969 First Team	Secondbaseman	.317
	DICK NICHOLS	
1970 Second Team	Secondbaseman	.338
1970 Sporting News (1st)		
	JOHN GRUBB	
1970 Sporting News (HM)	Outfielder	.303
	RON CASH	
1970 Sporting News (HM)	Thirdbaseman	.335
	PAT OSBURN	
1970 Sporting News (HM)	Pitcher	12-1
	GREG GROMEK	
1970 Academic First Team	Shortstop	.300
1971 Academic First Team	Shortstop	.292
	CARL GROMEK	
1970 Academic First Team	Pitcher	5-0
	JOHN LIBRANDI	
1972 Third Team	Outfielder	.318

DISTRICT THREE ALL-STAR SELECTIONS

1955 – Bill Campbell, 2b; 1956 – Tony Avitable, p; 1957 – Dick Howser, ss; 1958 – Mike Copps, of and Dick Howser, ss (first team); Frank Slusser, p and Dale Koch, 3b (second team); 1959 – Bob Clem, 2b; 1961 – Jack Dull, 2b; 1962 – Buddy Teagle, c; 1963 – Mike Augustine, of; Woody Woodward, ss; 1964 – Ken Suarez, c; 1966 – Jim Lyttle, of; Mike Martin, of; Randy Brown, c; 1967 – LaDon Boyd, p (second team); 1968 – Tom Cook, c and Steve Mastin, p (first team) Mike Easom, 1b (second team), Dick Gold, 2b (third team); 1969 – Dick Gold, 2b and George Lott, p; 1970 – Dick Nichols, 2b and Ron Cash, 3b (first team), Gene Ammann, p (second team), Pat Osburn, p (third team); 1971 – Ron Cash, of (first team), Harry Saferight, c; Mac Scarce, p (third team).

SEMINOLES IN THE PROS

The ever-growing list of former Seminoles who have entered professional baseball has topped the century mark. On the average more than five Seminoles per year go into professional baseball. There are few college teams that can match that figure.

The most recent Seminoles to join that list, their last year of collegiate competition and their affiliation are listed below:

NAME	YEAR	AFFILIATION
Dave Nichols	1972	Minnesota
Dan Roatche	1972	Boston
Herb Sikes	1972	St. Louis
Ron Cash	1971	Detroit
Al Cleveland	1971	Detroit
Greg Gromek	1971	Detroit
Mike Leber	1971	Boston
Harry Saferight	1971	Philadelphia
Mac Scarce	1971	Philadelphia
Gene Ammann	1970	Milwaukee
John Grubb	1970	San Diego
Tom Henson	1970	Cincinnati
Dick Nichols	1970	Boston
Mike Slade	1970	Texas
Pat Osburn	1970	Cincinnati
Mike Easom	1969	Montreal
Jim Gurzynski	1969	Los Angeles
Chuck Hines	1969	Pittsburgh
Jeff Hogan	1969	Detroit
George Lott	1969	Montreal
Dave Moates	1969	Texas
Craig Skok	1969	Boston

Dick Howser is the “granddaddy” of former Seminoles in the major leagues. A two-time All-America, Howser was a player at Kansas City, Cleveland and New York and is now a Yankee Coach. **Woody Woodward**, who gave part of his bonus money to initiate a fund to install the lights at Seminole Field, has been a regular for both Atlanta and Cincinnati. Other Seminoles on major league rosters include **Jim Lyttle** (Yankees and White Sox), **Ken Suarez** (Cleveland and Texas) and **Randy Brown** (California). Going into this spring several other former Seminoles will have signed “major league contracts.” They include: **Dave Moates** (Texas), **Mac Scarce** (Philadelphia), **Pat Osburn** (Cincinnati), **Gene Ammann** (Milwaukee) and **John Grubb** (San Diego).

THE 400 CLUB

(players with 50 or more AB's)

Name	Year	Hits	At-bats	Avg.
Bob Clem	1959	44	101	.436
Dick Howser	1956	38	90	.422
Riley SeEVERS	1955	27	65	.415
Ken Suarez	1964	44	109	.404
Bob Rosell	1956	25	62	.403

ALL TIME LEADING HITTERS

(50-99 At-Bats and minimum .350 Avg.)		(100 or more At-Bats and min. .350 Avg.)	
.422 Dick Howser	1956 (38-90)	.436 Bob Clem	1959 (44-101)
.414 Riley SeEVERS	1955 (27-65)	.404 Ken Suarez	1964 (44-109)
.403 Bob Rosell	1956 (25-62)	.399 Mike Augustine	1963 (65-163)
.392 Fred Twoomey	1955 (29-74)	.386 Mike Easom	1968 (56-145)
.383 Bob Clem	1964 (36-94)	.384 Tom Cook	1968 (53-138)
.368 Cooter Mills	1954 (32-87)	.379 Gary Sprague	1966 (74-195)
.365 Owen McCarron	1958 (35-96)	.373 Mike Martin	1966 (68-185)
.364 Dick Howser	1957 (32-88)	.370 Jack Dull	1961 (40-108)
.361 Ronald Melton	1950 (30-83)	.365 Woody Woodward	1962 (54-148)
.3563 Ray Bazzell	1960 (31-87)	.364 Bill Williamson	1962 (56-154)
.3555 Billy Campbell	1955 (32-90)	.353 Owen McCarron	1957 (36-102)
		.352 Ron Cash	1971 (58-165)

SEASON BATTING CHAMPIONS (Minimum 50 at-bats)

(1948-1972)		1960 Bob Clem	.383 (36-94)
1948 Jack Wilson	.298 (20-67)	1961 Jack Dull	.370 (40-108)
1949 Not Available		1962 Woody Woodward	.365 (54-148)
1950 Ronald Melton	.361 (30-83)	1963 Mike Augustine	.399 (65-163)
1951 Lee Bailey	.352 (32-91)	1964 Ken Suarez	.404 (44-109)
1952 Ralph Blinn	.317 (20-63)	1965 Gary Nichols	.333 (29-87)
1953 Cooter Mills	.319 (29-91)	1966 Gary Sprague	.369 (74-195)
1954 Cooter Mills	3.68 (32-87)	1967 Bob Canty	.340 (18-53)
1955 Riley SeEVERS	.415 (27-65)	1968 Mike Easom	.386 (56-145)
1956 Dick Howser	.422 (38-90)	1969 Dick Nichols	.336 (45-138)
1957 Dick Howser	.364 (32-88)	1970 Dick Nichols	.338 (80-237)
1958 Owen McCarron	.365 (35-96)	1971 Ron Cash	.352 (58-165)
1959 Bob Clem	.436 (44-101)	1972 Tom Rosa	.338 (69-204)

INDIVIDUAL RECORDS

BATTING

- Highest Batting Average (season)—.436 by Bob Clem in 1959
- Highest Batting Average (career)—.410 by Bob Clem 1959-60 (two years) .361 by Dick Howser 1956-58 (three years)
- Most Hits (season)—80 by Dick Nichols (1970) (career)—151 Dick Gold (1967-69)
- Most Doubles (season)—17 by Dick Nichols (1970) and John LiBrandi (1972) (career)—24 by Dick Nichols (1968-70)
- Most Triples (season)—Nine by Dick Gold (1969) (career)—12 by Bob Hudson (1953-55) and Dick Gold (1967-69)
- Most Homeruns (season)—13 by Jim Lyttle (1966) (career)—17 by Mike Easom (1967-69)
- Most RBI (season)—58 by John LiBrandi (1972) (career)—83 by Dick Gold (1967-69) and Mike Easom (1967-69)
- Most Walks (season)—50 by Dave Nichols (1972) (career)—84 by Randy Brown (1965-66)
- Most Strikeouts (season)—58 by Walt Sumner (1969) (career)—85 by Walt Sumner (1968-69) and Dick Gold (1967-69)
- Most Stolen Bases (season)—34 by Dick Nichols (1970) (career)—52 by Randy Brown (1965-66)
- Most Runs Scored (season)—69 by Gary Sprague (1966) (career)—98 by Dick Gold (1967-69)
- Most Total Bases (season)—131 by Jim Lyttle (1966) (career)—227 by Mike Easom (1967-69)
- Most At-bats (season)—242 by John LiBrandi (1972) (career)—511 by Dick Gold (1967-69)

PITCHING

- Most Appearances (season)—29 by Mac Scarce (1971) (career)—45 by Mac Scarce (1970-71)
- Most Starts (season)—18 by Marty Rice (1972) (career)—36 by Gene Ammann (1968-70)
- Most Relief Appearances (season)—29 by Mac Scarce (1971) (career)—45 by Mac Scarce (1970-71)
- Most Complete Games (season)—11 by Wayne Vincent (1967) (career)—23 by Wayne Vincent (1966-68)
- Most Innings Pitched (season)—142 2/3 by Marty Rice (1972) (career)—295 1/3 by Gene Ammann (1968-70)
- Most Wins (season)—15 by Gene Ammann (1970) (lost none) (career)—31 by Gene Ammann (1968-70) (lost two)
- Most Saves (season)—18 by Mac Scarce in 1971 (career)—30 by Mac Scarce (1970-71)
- Most Shutouts (season)—eight by Gene Ammann (1970) (career)—11 by Gene Ammann (1968-70)
- Most Consecutive Shutouts—four by Gene Ammann (1970) (Auburn, 5-0; Florida 1-0, 10 inn.; East Carolina, 2-0; Arizona, 4-0)
- Most Consecutive Scoreless Innings—41 1/3 by Gene Ammann in 1970 (five games, including four shutouts)
- Lowest ERA (season)—(50-100 innings pitched) 1.15 by Jack Bristol (1958) (77 2/3) (100 or more innings) 0.66 by Gene Ammann (137 1/3)
- Fewest Runs Allowed (season)—18 by Steve Mastin in 107 inn. (1968)
- Most Strikeouts (game)—25 by Tony Avitable vs. Furman in 1956 (season) —154 by Pat Osburn in 1970 (career)—318 by Gene Ammann in 1970
- Most Strikeouts Per Nine Innings Pitched—15 by Mac Scarce (60 strikeouts in 36 innings) in 1971 (National Leader)
- Most Walks Issued (season)—76 Dave Fernald (1972) (career)—141 by Gene Ammann (1968-70)
- Most Runs Allowed (season)—60 by Marty Rice in 142 2/3 inn. (1972) (career)—100 by Ray McShane in 165 2/3 (1960-62)
- Most Hits Allowed (season)—127 by Marty Rice (1972) (career)—210 by Bill Fuller (1970-72)
- Most Losses (season)—Six by Marty Howell (1964) (won six) and Dave Fernald (1972) (won nine) (career)—13 by Marv Stringfellow (1965-67) (won 16)

TEAM RECORDS

Most Games Played—68 in 1972
Most Victories—49 in 1970 (59 games)
Highest Win Percentage—.854 in 1968 (35-6)
Fewest Losses—Four in 1952 (21 games)
Longest Winning Streak—21 in 1968 (Mar. 23-May 4) and 1969 (Mar. 29-Apr. 24)
Longest Losing Streak—Four in 1959
Most Runs Scored (Season)—473 in 1972 (68 games)
Game—24 vs. Jacksonville (Ala) State in 1954 (24-0) and Miss State
in 1966 (24-2)

Highest Batting Average—.321 in 1955
Most Hits (season)—670 in 1972 (68 games)
Game—23 vs. Miss. State in 1966 (24-2)

Most Homeruns—52 in 1966 (52 games)
Most Triples—52 in 1966 (52 games)
Most Doubles—101 in 1972 (68 games)
Most Total Bases—979 in 1972 (68 games)
Highest Slugging Avg.—.454 in 1966
Most Stolen Bases—105 in 1966 (52 games)
Fewest Victories—Nine in 1948 (17 games)
Most Losses—23 in 1972 (68 games)
Lowest Win Percentage—.529 in 1948 (9-8)
Fewest Runs Scored (season)—101 in 1948 (17 games)
Lowest Batting Average—.237 in 1967
Fewest Hits (season)—186 in 1952 (21 games)
Fewest Homeruns—Three in 1954 (21 games)
Fewest Triples—Nine in 1959 (33 games)
Fewest Doubles—24 in 1951 (18 games)
Fewest Total Bases—250 in 1952 (21 games)
Fewest Stolen Bases—20 in 1954 (21 games)
Fewest Opponents Stolen Bases—Seven in 1961 (28 games) and 1968 (41 games)
Most Opponents Stolen Bases—66 in 1972 (68 games)
Fewest Runs Allowed (season)—62 in 1952 (21 games)
Fewest Hits Allowed (Season)—130 in 1952 (21 games)
Most Runs Allowed (season)—325 in 1972 (68 games)
Game—24 vs. Clemson in 1959 (24-2)

Most Hits Allowed (season)—578 in 1972 (68 games)
Lowest ERA—1.49 in 1970 (59 games)
Most Strikeouts—528 in 1970 (59 games)
Fewest Walks Allowed—85 in 1953 (24 games)
Most Shutouts—15 in 1970 (59 games)
Most Consecutive Shutouts—Four in 1970
Most Consecutive Scoreless Innings—37 in 1970 (5 games)
Lowest Opponent Batting Avg.—.186 in 1970 (59 games)
Highest Opponent Batting Avg.—.258 in 1962
Fewest Strikeouts—126 in 1954 (21 games)
Most Walks Allowed—340 in 1972 (68 games)
Highest ERA—4.27 in 1962 (37 games)

NO-HITTERS

The last no-hitter pitched by Florida State was fashioned by **Gene Ammann** against South Florida in 1970. The most memorable no-hitters in Florida State history came in 1968, when **Ammann**, then a freshman, and **Lin Garrett** combined to pull off the feat against Wake Forest, after **Jeff Hill** had turned the trick against Springfield earlier the same day. Also on that day, **Mike Slade** pitched a no-hitter for the Renegades, B-team. **Wayne Vincent** tossed a no-hitter at Georgia Southern in 1967.

THROUGH THE YEARS

Year	Coach	Captain	W	L	T	Rns	Opp	BA	Opp
1948	Charlie Armstrong	Ron Nettles	9	8	0	101	121		
1949	Charlie Armstrong	Sam Cox	11	8	0	126	103		
1950	Charlie Armstrong	Bob Trowbridge	11	7	0	122	104		
1951	Charlie Armstrong	Augie Pompelia	13	6	0	161	97	.292	.234
1952	Ralph Matherly	Bob Trowbridge	17	4	0	158	72	.266	.188
1953	Ralph Matherly	Cooter Mills	13	10	1	156	111	.254	
1954	Ralph Matherly	Bob Hudson	13	8	0	164	101	.269	
1955	Danny Litwhiler	Billy Campbell							
		Bob Hudson	17	6	0	189	98	.321	
1956	Danny Litwhiler	Max Long	24	6	0	244	121	.295	
1957	Danny Litwhiler	Carlee Hendrix	22	9	0	232	120	.297	
1958	Danny Litwhiler	Dick Howser	20	7	0	198	104	.294	.208
1959	Danny Litwhiler	Dal Kock	22	11	0	258	166	.282	.231
1960	Danny Litwhiler	Ray Bazzell	13	9	0	183	136	.312	.254
1961	Danny Litwhiler	Frank Davis							
		Jack Dull	21	7	0	203	238	.301	.256
1962	Danny Litwhiler	Ray McShane							
		Bob Madison	23	14	0	254	221	.296	.258
1963	Danny Litwhiler	Al Beccaccio	26	13	0	250	151	.278	.213
1964	Fred Hatfield	Jim Reed	23	13	0	244	171	.273	.247
1965	Fred Hatfield	Gerry Chmielewski	32	11	1	305	179	.281	.253
1966	Fred Hatfield	Dick Fernandez	39	13	0	417	192	.294	.214
1967	Fred Hatfield	Roy Mewbourne	32	14	0	214	155	.234	.220
1968	Fred Hatfield	Chuck Cone							
		Bob Canty	35	6	0	281	120	.284	.215
1969	Jack Stallings	Dick Gold							
		Mike Easom	38	13	1	303	158	.273	.219
1970	Jack Stallings	Dick Nichols	49	9	1	361	144	.277	.186
1971	Jack Stallings	Harry Saferight							
		Ron Cash	41	16	0	341	208	.282	.208
1972	Jack Stallings	Ken Doria	45	23	0	473	325	.291	.251
		Mike Scarce							

RECORDS VS. ALL OPPONENTS

TEAM	FIRST MEETING	LAST MEETING YEAR	SCORE	SERIES FSU	STANDING OPP
Alabama	1967	1968	6-1	2	1
Amherst	1952	1964	5-0	7	1
Arizona	1963	1970	4-0	1	1
Auburn	1954	1972	7-4	36	27
Belmont Abbey	1969	1969	8-4	2	0
Bradley	1950	1950	1-10	1	1
Bowling Green	1970	1970	17-8	1	0
Brown	1971	1971	6-1	5	1
Chicago State	1972	1972	11-2	3	0
Cincinnati	1953	1956	8-2	2	0
Clemson	1958	1972	20-3	15	12
Connecticut	1957	1957	3-5	0	1
Dartmouth	1970	1970	6-0	1	0
Davidson	1954	1954	7-1	1	0
Duke	1954	1959	2-6	15	9
East Carolina	1962	1970	2-0	4	2
Florida	1956	1972	9-4	31	34
Florida A&M	1971	1972	13-7	7	0
Florida Southern	1949	1972	2-4	28	11
Furman	1955	1969	7-2	12	1
Georgia	1951	1971	2-4	25	15
Georgia (Savannah)	1948	1948	8-3	1	1
Georgia Southern	1948	1972	12-10	54	12
Georgia Tech	1959	1972	8-3	11	2
George Washington	1958	1959	3-2	2	0
Holy Cross	1970	1970	3-0	2	0
Illinois	1956	1970	10-0	5	0
Indiana	1956	1956	14-10	2	0
Ithaca	1957	1962	5-4	3	0
Jacksonville (Ala) St.	1953	1954	24-0	2	0
Jacksonville (Fla.) Univ.	1964	1972	6-5	14	5
Kentucky	1965	1966	20-1	5	0
Kentucky Wesleyan	1968	1968	15-5	2	0
Kenyon	1952	1952	11-2	2	0
Lafayette	1971	1971	2-1	3	0
LSU	1955	1966	1-2	1	2
Loyola (La)	1952	1968	4-1	10	0
Maryland	1965	1970	10-1	4	0
Mercer	1948	1950	11-7	5	2
Miami	1951	1972	4-3	37	11
Michigan	1959	1962	7-10	1	1
Michigan State	1957	1971	9-5	8	5
Middle Georgia	1948	1948	7-6	2	0
Millsaps	1949	1949	10-8	1	0
Mississippi	1949	1972	3-8	6	1
Mississippi College	1948	1951	7-	13	4
Mississippi State	1964	1970	5-4	5	2
Navy	1960	1965	0-1	3	4
New York University	1970	1970	4-2	2	0
North Carolina	1956	1970	3-2	14	4
North Carolina State	1962	1968	1-4	2	4
Northeast Louisiana	1964	1964	7-4	1	0
Northern Illinois	1971	1971	7-1	1	0
Notre Dame	1956	1958	3-2	3	0
Oglethorpe	1949	1949	5-7	0	1
Ohio	1970	1970	2-0	1	0
Ohio State	1960	1971	1-9	0	3
Parsons	1967	1967	4-16	0	2
Penn State	1957	1969	8-4	7	2
Richmond	1972	1972	10-5	1	0

RECORDS VS. ALL OPPONENTS (Continued)

Rider College	1970	1970	8-1	1	0
Rollins	1948	1972	11-6	9	11
Rutgers	1966	1966	18-10	1	0
Santa Clara	1962	1962	6-11	1	1
South Alabama	1969	1972	5-6	11	7
South Carolina	1969	1969	4-3	1	0
South Florida	1969	1972	6-2	7	1
Southeastern Louisiana	1953	1953	5-4	1	1
Southern California	1963	1970	1-2	0	2
Southern Illinois	1968	1970	6-1	6	1
Springfield	1967	1968	18-0	4	0
Springhill	1966	1966	14-2	4	0
St. Josephs	1972	1972	8-1	3	0
St. Leo	1969	1972	15-1	10	1
St. Louis	1965	1965	3-5	0	1
Stetson	1949	1972	7-1	25	13
Tampa	1949	1959	19-1	13	3
Tennessee	1951	1966	8-2	4	1
Texas	1965	1970	11-2	2	1
Troy State	1948	1948	6-5	1	1
Tulane	1967	1969	0-1	5	1
Union University	1970	1971	7-6	5	0
Vanderbilt	1972	1972	19-4	2	1
Virginia	1972	1972	14-7	2	0
Virginia Tech	1967	1967	7-2	1	0
Wake Forest	1962	1969	10-1	15	5
Western Michigan	1959	1972	8-1	6	6
West Virginia	1956	1962	6-5	3	2
William & Mary	1967	1967	5-4	1	0
Wisconsin	1955	1958	3-1	8	1
Yale	1957	1957	11-8	2	0

OTHER AMATEURS

Camp Lejune (USMC)	1949	1954	5-6	3	1
Jacksonville Naval Air. Sta.	1953	1954	7-4	2	2
Pensacola Navy	1965	1965	10-2	3	0
Valdosta Red Sox	1968	1968	3-1	4	0

PRO TEAMS

Birmingham (AA)	1968	1968	2-6	0	3
Knoxville (A)	1958	1958	3-2	1	0
Pittsfield (AA)	1968	1968	0-1	0	3
Tallahassee (Citizens) (A)	1951	1951	16-6	1	0
(Rebels) (A)	1954	1954	2-5	1	1
Pautuckett	1970	1970	3-14	0	1
Baltimore "B"	1970	1970	5-10	0	1

MEMO TO THE MEDIA AND SCOUTS

This brochure was prepared for your use by the Florida State Sports Information Department. For more information concerning the Seminole baseball team, contact the Sports Information Office, 200 Tully Gym, Tallahassee, Florida, 32306; phone 904/599-2790. LONNIE BURT (home phone 904/385-4480), Director; HANK SCHOMBER (home phone 904/576-8922), Assistant Director.

THE ATHLETIC COMMITTEE Dr. Richard Baker, Chairman 235 School of Business 599-3520

Members: Ernest Burkman, Vernon Fox, Sarah Gurtis, Ronald Harris, James Joanos, William H. Long, Joshua Morse, Danny Pietrodangelo, Walter Revell, Ron Schomburger, Clay Stapleton, Janet Wells.

ATHLETIC STAFF DIRECTORY

NAME	POSITION	PHONE (AC-904)
Bickerstaff, C.R.	Assistant Athletic Director	599-2790
Bishop, Jane	Secretary, National Seminole Club	599-2790
Bolton, Bill	Ass't. Basketball Coach	599-3080
Burt, Lonnie	Sports Information Director	599-2790
Canty, Bill	Ass't. Football Coach	599-2775
Chase, Raymond	Photographer	599-2164
DeBord, Frank	Football Equipment Manager	599-2775
Donnan, Jim	Ass't. Football Coach	599-2775
Durbin, Charlie	Cinematographer/Bus Driver	599-2164
Durham, Hugh	Basketball Coach	599-3080
Fletcher, Scott	Golf Coach	599-2640
Frye, Dee	Secretary, Athletic Director	599-2790
Green, Evelyn	Secretary, Football Office	599-2775
Henderson, Gene	Ass't. Football Coach	599-2775
Herp, Susie	Receptionist	599-2790
Holton, Larry	Ass't. Football Coach	599-2775
Irvine, Russ	Ass't. Swimming Coach	599-2640
Jones, Larry	Football Coach	599-2775
Kmet, Stan	Ass't. Baseball Coach	599-2640
Lawson, Al	Ass't. Basketball Coach	599-3080
Long, Curt	Ass't. Track Coach	599-2640
Long, Mike	Track Coach	599-2640
Lovel, Carolyn	Secretary, Ticket Office	599-4625
McDuffie, Wayne	Ass't. Football Coach	599-2775
McHone, Morris	Ass't. Basketball Coach	599-3080
Means, Helen	Secretary, Business Office	599-2790
Messer, Doug	Athletic Business Manager	599-2790
Milder, Dick	Head Athletic Trainer	599-2775
Nichols, Roy	Ass't. Swimming Coach	599-2640
Ohlen, Jim	Director, National Seminole Club	599-2790
Palmer, Lin	Secretary, Football Office	599-2775
Parcells, Bill	Ass't. Football Coach	599-2775
Phillips, Jim	Ass't. Football Coach	599-2775
Pope, Mike	Director, H.S. Relations	599-2775
Richardson, Karen	Secretary, Sports Information	599-2790
Roberts, Dick	Ass't. Track Coach/Academic Advisor	599-2640
Ruckel, Rhonda	Secretary, Basketball Office	599-3080
Saucier, Woody	Varsity Equipment Manager	599-2640
Schomber, Hank	Ass't. Sports Information Director	599-2790
Simpson, Bob	Ass't. Baseball Coach	599-2640
Smith, Moyer	Ass't. Football Coach	599-2775
Stallings, Jack	Baseball Coach	599-2640
Stults, Bim	Swimming Coach	599-3213
Thigpen, Claude	Ticket Manager	599-4625
Tyson, Dottie	Accountant	599-2790
Walker, Sherry	Teller, Ticket Office	599-4625
Zingale, Linda	Secretary, Football Office	599-2775

1973 SCHEDULE

FEBRUARY				15	Miami 7:30	16	Florida Intern'l 1:00

MARCH				1	South Florida 3:00	2	South Florida 3:00	3	Tampa 3:00				
4	Tampa 3:00	5		6		7		8		9		10	St. Josephs 1:30
11	St. Josephs 1:30	12		13		14	Jacksonville State 3:00	15	Marietta 3:00	16		17	
18		19		20		21		22		23		24	Miami 7:30
25	Miami 1:30	26	Florida Southern 7:30	27	St. Leo 3:30	28	Valdosta State 3:00	29	Jacksonville 3:00	30	Jacksonville 3:00	31	Florida Southern 7:30

1	APRIL Fairleigh Dickinson (2) 1:30	2		3		4		5	Rollins 7:30	6	Rollins 7:30	7	South Alabama (2) 1:30/7:30
8	South Alabama 1:30	9	Auburn 7:30	10	Auburn 3:00	11	Cumberland 7:30	12	Cumberland 7:30	13	St. Leo 7:30	14	St. Leo 1:30
15	Tampa 1:30	16	Tampa 7:30	17	Valdosta State 7:30	18		19	Miami 7:30	20	Miami 3:00	21	Georgia Southern (2) 3:00/7:30
22	Georgia Southern 2:00	23	Florida A&M 2:00	24		25		26	Clemson (2) 1:30	27	Clemson 3:00	28	Georgia Tech 3:00
29	Georgia Tech 3:00	30	Jacksonville 7:30										

MAY				1	Jacksonville 7:30	2		3		4		5	Georgia Southern 7:30
6	Georgia Southern 1:30	7	Florida A&M 7:30	8		9	Florida A&M 2:00	10	Florida A&M 7:30	11		12	South Alabama (2) 1:30
13	South Alabama 1:30	14	Auburn 2:00	15	Auburn 2:00	16		17	Statson 7:30	18	Statson 3:00	19	Florida 7:30
20	Florida 1:30	21		22		23		24		25	Florida 3:00	26	Florida (2) 1:30
27		28		29		30		31					

Shaded Dates Indicate Home Games