

FLORIDA STATE

2023-2024

MEN'S BASKETBALL

RECORDS & LEADERS

ALL-TIME INDIVIDUAL RECORDS

MOST POINTS

Game: 46, Ron King vs. Georgia Southern, Feb. 11, 1971
 Season: 751, Toney Douglas, 2008-09
 Career: 2,130, Bob Sura, 1991-95

MOST FIELD GOALS

Game: 21, Ron King vs. Georgia Southern, Feb. 11, 1971
 Season: 262, Ron King, 1970-71
 Career: 731, Bob Sura, 1991-95

MOST FIELD GOAL ATTEMPTS

Game: 37, Ham Wernke vs. Tampa, Feb. 14, 1953
 Season: 558, Ron King, 1971-72
 Career: 1,626, Bob Sura, 1991-95

BEST FIELD GOAL PERCENTAGE

Game: 1.000 (10-10), Tat Hunter vs. Tampa, Nov. 23, 1985;
 (10-10), Douglas Edwards vs. UNC Asheville, Jan. 2, 1992
 Season: .691 (237-343), Murray Brown, 1978-79
 Career: .668 (566-847), Murray Brown, 1976-80

MOST 3-POINT FIELD GOALS MADE

Game: 10, George McCloud vs. La Salle, Feb. 23, 1989
 Season: 115, George McCloud, 1988-89
 Career: 255, James Collins, 1993-97

MOST 3-POINT FIELD GOALS ATTEMPTED

Game: 17, George McCloud vs. La Salle, Feb. 23, 1989
 Season: 270, Tim Pickett, 2003-04
 Career: 686, James Collins, 1993-97

BEST 3-POINT FIELD GOAL PERCENTAGE

Game: 1.000 (7-7), Sam Cassell vs. Tulane, March 20, 1993;
 1.000 (7-7), James Collins vs. South Florida, Nov. 29, 1994
 1.000 (7-7), Devin Vassell at Virginia Tech Feb. 2, 2020
 Season: .525 (32-61), Devon Bookert, 2012-13
 Career: .457 (80-175), LaRae Davis, 1986-87

MOST FREE THROWS

Game: 22, Jim Oler at Rollins, Jan. 31, 1955;
 Jim Oler vs. Morningside, Dec. 16, 1955
 Season: 310, Jim Oler, 1955-56
 Career: 761, Jim Oler, 1952-56

MOST FREE THROW ATTEMPTS

Game: 30, Jim Oler vs. Morningside, Dec. 16, 1955
 Season: 380, Jim Oler, 1955-56
 Career: 975, Jim Oler, 1952-56

BEST FREE THROW PERCENTAGE

Game: 1.000 (16-16), Bob Sura vs. South Florida, Nov. 29, 1994
 Season: .895 (51-57), Ken Macklin, 1969-70
 Career: .817 (161-197), Granville Arnold, 1983-85

MOST REBOUNDS

Game: 32, Rick Benson vs. Florida Southern, Jan. 7, 1955
 Season: 456, Dave Cowens, 1967-68
 Career: 1,340, Dave Cowens, 1967-70

MOST ASSISTS

Game: 16, Otto Petty vs. South Alabama, Feb. 19, 1972;
 Tony William vs. Jacksonville, Feb. 12, 1983
 Season: 227, Otto Petty, 1970-71
 Career: 688, Delvon Arrington, 1999-02

MOST STEALS

Game: 9, Tony William vs. Memphis State, Feb. 26, 1983; Charlie Ward vs. South Carolina, March 2, 1991;
 Bob Sura vs. Georgia Tech, March 2, 1995
 Season: 97, Sam Cassell, 1992-93
 Career: 238, Charlie Ward, 1990-94

MOST BLOCKED SHOTS

Game: 9, Andre Reid vs. Bethune-Cookman, Dec. 5, 1993;
 Corey Louis vs. Maryland, Jan. 10, 1995
 Season: 111, Rodney Dobard, 1992-93
 Career: 240, Rodney Dobard, 1989-93

BEST SCORING AVERAGE

Season: 29.7, Jim Oler, 1955-56
 Career: 23.2, Mitchell Wiggins, 1981-83

BEST REBOUNDING AVERAGE

Season: 17.5, Dave Cowens, 1968-69
 Career: 17.2, Dave Cowens, 1967-70

SCORING LEADERS

GAME	Name	Date	Points
1.	Ron King vs. Georgia Southern	Feb. 11, 1971	46
2.	Al Thornton vs. Miami	March 3, 2007	45
3.	Hugh Durham vs. Stetson	Jan. 19, 1957	43
	Dave Fedor vs. Miami	Feb. 27, 1960	43
5.	Jim Oler vs. Morningside	Dec. 16, 1955	42
	Murray Brown at Auburn	Dec. 4, 1978	42
7.	Jim Oler vs. Georgia Teachers College	Jan. 14, 1956	41
8.	Pee Wee Barber vs. Miami	Feb. 26, 1987	40
9.	Ham Wernke vs. Tampa	Jan. 12, 1953	38
	Jim Oler vs. Troy State	Feb. 6, 1956	38
	Dave Fedor at Tampa	Feb. 26, 1962	38
	David Thompson vs. South Alabama	Jan. 22, 1977	38
	Tharon Mayes vs. Rhode Island	Dec. 29, 1989	38
14.	Dave Fedor vs. Rollins	Feb. 11, 1960	37
	Mitchell Wiggins vs. Florida	Jan. 11, 1982	37
	Mitchell Wiggins vs. South Carolina	Feb. 22, 1982	37
	Mitchell Wiggins vs. Memphis State	Feb. 26, 1983	37
	Ron Hale vs. Wake Forest	Jan. 4, 2000	37
19.	Hugh Durham at Georgia	Jan. 19, 1959	36
	Mitchell Wiggins at San Diego State	Dec. 29, 1982	36
	George McCloud at La Salle	Feb. 23, 1989	36
22.	Ham Wernke vs. Montana State	March 7, 1955	35
	Vernell Ellizy vs. Biscayne	Dec. 3, 1970	35
	Reggie Royals vs. UC-Irvine	Jan. 30, 1971	35
	Benny Clyde at Oklahoma City	Dec. 30, 1972	35
	Larry Warren vs. Texas A&M	Jan. 4, 1974	35
	Alton Lee Gipson at Virginia Tech	March 3, 1984	35
	Pee Wee Barber vs. Memphis State	Feb. 11, 1987	35
	George McCloud at Jacksonville	Jan. 11, 1989	35
	Bob Sura at Duke	Jan. 22, 1994	35
	Xavier Rathan-Mayes at North Carolina	Jan. 24, 2015	35
	Xavier Rathan-Mayes at Miami	Feb. 25, 2015	35

SEASON AVERAGE

Name	Year	Avg.	
1. Jim Oler	1955-56	29.7	
2. Mitchell Wiggins	1981-82	23.8	
3. Tharon Mayes	1989-90	23.3	
4. George McCloud	1988-89	22.8	
5. Ron King	1970-71	22.7	
	Mitchell Wiggins	1982-83	22.7
7. Hugh Durham	1958-59	21.9	
8. Toney Douglas	2008-09	21.9	
9. Murray Brown	1978-79	21.7	
10. Ham Wernke	1952-53	21.3	
11. Dave Fedor	1959-60	21.2	
	Bob Sura	1993-94	21.2
13. Jim Oler	1954-55	21.1	
14. Tony Dawson	1988-89	21.0	
15. Dave Fedor	1961-62	20.4	
16. Dave Cowens	1968-69	20.3	
	Mickey Dillard	1979-80	20.3



Tharon Mayes scored his career-high of 38 points against Rhode Island on Dec. 29, 1989.

SCORING LEADERS

SCORING LEADERS

CAREER AVERAGE

	Name	Years	Games-Points	Avg.
1.	Mitchell Wiggins	1981-83	46-1067	23.2
2.	Dave Fedor	1959-62	72-1456	20.2
3.	Jim Oler	1952-56	91-1817	20.0
4.	Ron King	1970-73	64-1252	19.6
	Alton Lee Gipson	1983-85	61-1194	19.6
6.	Tony Dawson	1987-89	60-1161	19.4
7.	Ham Wernke	1951-55	73-1404	19.2
8.	Dave Cowens	1967-70	78-1479	19.0
9.	Hugh Durham	1956-59	73-1381	18.9
	Don Bates	1959-60	23-434	18.9
11.	Sam Cassell	1991-93	66-1211	18.3
12.	Pee Wee Barber	1986-87	59-1062	18.0
13.	Bob Sura	1991-95	119-2130	17.9
14.	Doug Edwards	1990-93	93-1604	17.2
15.	Reggie Royals	1970-73	84-1402	16.7
	Tim Pickett	2002-04	62-1038	16.7
	Dwayne Bacon	2016-17	69-1149	16.7
18.	Toney Douglas	2007-09	99-1655	16.7
18.	Larry Warren	1972-75	51-840	16.5
20.	Tharon Mayes	1987-90	77-1260	16.4

500-POINT CLUB (ONE SEASON)

	Name	Year	Pts.
1.	Toney Douglas	2008-09	751
2.	Jim Oler	1955-56	742
3.	Al Thornton	2006-07	690
4.	George McCloud	1988-89	683
5.	Bob Sura	1992-93	675
6.	Sam Cassell	1992-93	641
7.	Mickey Dillard	1979-80	635
8.	Murray Brown	1978-79	629
9.	Tony Dawson	1988-89	627
10.	Alton Lee Gipson	1983-84	626
11.	Dwayne Bacon	2016-17	603
12.	Ron King	1970-71	589
13.	Murray Brown	1979-80	579
14.	Pee Wee Barber	1986-87	576
15.	Ron King	1971-72	573
	Bob Sura	1993-94	573
17.	Sam Cassell	1991-92	570
18.	Alton Lee Gipson	1984-85	568
	Doug Edwards	1992-93	568
20.	Tharon Mayes	1989-90	559
21.	Jim Oler	1954-55	549
22.	Harry Davis	1977-78	546
	George McCloud	1987-88	546
24.	Mitchell Wiggins	1982-83	544
25.	Tim Pickett	2003-04	543
26.	Dwayne Bacon	2015-16	536
27.	Tony Dawson	1987-88	534
28.	Dave Fedor	1959-60	530
29.	Malik Beasley	2015-16	529
30.	Doug Edwards	1990-91	524
	Toney Douglas	2007-08	524
32.	Mitchell Wiggins	1981-82	523
33.	Aaron Thomas	2013-14	522
34.	Irving Thomas	1989-90	519
35.	Mickey Dillard	1980-81	515
36.	James Collins	1996-97	514
37.	Ham Wernke	1954-55	512
	Doug Edwards	1991-92	512
39.	Hugh Durham	1956-57	509
40.	Dave Cowens	1967-68	508
	Dave Cowens	1968-69	508
42.	Hugh Durham	1958-59	504
43.	Bob Sura	1994-95	502
44.	Reggie Royals	1971-72	501
45.	David Thompson	1976-77	500

1,000-POINT CLUB (CAREER)

	Name	Years	Games	FG	FT	Pts.	Avg.
1.	Bob Sura	1991-95	119	731	454	2130	17.9
2.	Jim Oler	1952-56	91	528	761	1817	20.0
3.	James Collins	1993-97	112	645	267	1793	16.0
4.	Mickey Dillard	1976-81	115	643	448	1734	15.1
5.	Toney Douglas	2007-09	99	560	357	1655	16.7
6.	Doug Edwards	1990-93	93	621	332	1604	17.2
7.	George McCloud	1985-89	117	529	315	1574	13.5
8.	Michael Snaer	2010-13	134	529	306	1560	11.6
9.	Al Thornton	2003-07	124	546	366	1521	12.3
10.	Harry Davis	1974-78	108	640	234	1514	14.0
11.	Dave Cowens	1967-70	78	582	315	1479	18.9
12.	Murray Brown	1976-80	106	566	338	1470	13.9
13.	Dave Fedor	1959-62	72	585	286	1456	20.2
14.	Randy Allen	1983-87	115	592	254	1438	12.5
15.	Ham Wernke	1951-55	73	505	396	1404	19.2
16.	Reggie Royals	1970-73	84	580	242	1402	16.7
	Okaro White	2011-14	139	466	401	1402	10.1
18.	Hugh Durham	1956-59	73	470	441	1381	18.9
19.	Chuck Graham	1989-94	118	503	216	1337	11.3
20.	Terance Mann	2016-19	140	505	258	1322	9.4
21.	Jason Rich	2005-08	129	510	236	1315	10.2
22.	David Thompson	1975-78	83	571	147	1289	15.5
23.	Tharon Mayes	1987-90	77	466	200	1260	16.4
24.	Ron King	1970-73	64	542	168	1252	19.6
25.	Ron Hale	1996-00	120	423	279	1236	10.3
26.	Xavier Rathan-Mayes	2015-17	100	430	148	1235	12.4
27.	Sam Cassell	1991-93	66	440	223	1211	18.3
28.	Alton Lee Gipson	1983-85	61	496	202	1194	19.6
29.	Delvon Arrington	1998-02	118	413	227	1173	9.9
30.	Jeff Hogan	1966-69	79	466	232	1164	14.7
31.	Tony Dawson	1987-89	60	453	229	1161	19.4
32.	Dwayne Bacon	2016-17	69	418	214	1149	16.7
33.	Trent Forrest	2017-20	137	390	336	1143	8.3
34.	Gary Schull	1963-66	76	408	326	1142	15.0
35.	Corey Louis	1994-98	107	447	232	1127	10.5
36.	Devon Bookert	2013-16	131	359	214	1120	8.5
37.	Lawrence McCray	1971-74	84	492	127	1111	13.2
38.	Larry Warren	1973-76	78	473	162	1108	14.2
39.	M.J. Walker	2018-21	120	346	212	1077	9.0
40.	Michael Polite	1987-91	99	381	297	1070	10.8
41.	Mitchell Wiggins	1981-83	46	439	189	1067	23.2
42.	Pee Wee Barber	1985-87	59	395	200	1062	18.0
43.	Rodney Dobard	1989-93	122	456	146	1058	8.7
44.	Isaiah Swann	2004-08	120	369	143	1053	8.8
45.	Tim Pickett	2002-04	62	352	140	1038	16.7
46.	LaMarr Greer	1994-98	117	364	171	1022	8.7
47.	Tom McLaughlin	1948-52	92	409	201	1019	11.1
48.	Wayne Smalls	1973-77	104	457	102	1016	9.8
49.	Ray Swain	1959-62	72	403	194	1000	13.9



Al Thornton is the ninth all-time leading scorer in school history with 1,521 career points. He was inducted into the Florida State Athletics Hall of Fame in 2018.

1,000 POINT SCORERS



1

BOB SURA

GUARD | 6-5 | 200 | WILKES-BARRE, PA

2,130 PTS.

Bob Sura tallied 2,130 points during his four seasons at FSU to become the program's all-time leading scorer. After being named ACC Rookie of the Year as a freshman, he went on to become the first player in Florida State history to be named First Team All-ACC. He was selected with the 17th overall pick in the 1995 NBA Draft by the Cleveland Cavaliers. He played 11 seasons in the NBA, including stints with Cleveland (1995-2000), Golden State (2000-03), Detroit (2003-04), Atlanta (2004) and Houston (2004-05). His #3 jersey was retired by Florida State in 2007.

Year	G	FG-FGA	PCT	FT-FTA	PCT	RB-AVG	PTS-AVG
1991-92	31	124-269	.461	94-150	.627	107-3.5	380-12.3
1992-93	34	241-533	.452	120-188	.638	209-6.1	675-19.9
1993-94	27	202-431	.469	117-179	.654	213-7.9	573-21.2
1994-95	27	164-393	.417	123-179	.687	185-6.9	502-18.6
Totals	119	731-1,626	.450	454-696	.652	714-6.0	2,130-17.9



5

TONEY DOUGLAS

GUARD | 6-2 | 205 | JONESBORO, GA

1,655 PTS.

Toney Douglas earned All-American Third Team and All-ACC First Team honors during his senior season in leading the Seminoles to the NCAA Tournament for the first time since 1998 and into the championship game of the ACC Tournament for the first time in school history in 2009. He was named the ACC Defensive Player of the Year and was the ACC Player of the Year runner-up as he led the ACC in scoring with a single-season school record 751 points. Douglas was selected by the Los Angeles Lakers in the first round of the 2009 NBA Draft and traded to the New York Knicks on draft night.

Year	G	FG-FGA	PCT	FT-FTA	PCT	RB-AVG	PTS-AVG
2006-07	30	143-301	.475	63-80	.788	82-2.7	380-12.7
2007-08	34	178-414	.430	106-131	.809	108-3.2	524-15.4
2008-09	35	239-536	.446	188-232	.810	137-3.9	751-21.5
Totals	99	560-1,251	.448	357-443	.806	327-3.3	1,655-16.7



2

JIM OLER

GUARD | 5-11 | 180 | ECONOMY, IN

1,817 PTS.

After setting the mark as one of the first members of the 1,000-point club, Jim Oler held the top spot on the all-time scoring list for 39 years before passing the torch to Bob Sura. Oler still holds the single-season record for points in a season with 743. He also holds most of the Florida State free throw records including single game (22), single season (311) and career (762). Oler's career scoring average still ranks as third-best in Florida State history.

Year	G	FG-FGA	PCT	FT-FTA	PCT	RB-AVG	PTS-AVG
1952-53	20	52-139	.374	90-118	.763	—	194-9.7
1953-54	20	96-280	.343	140-188	.745	—	332-16.6
1954-55	26	164-414	.396	221-289	.765	76-2.9	549-21.1
1955-56	25	216-470	.460	311-380	.818	136-5.4	742-29.7
Totals	91	528-1,303	.405	761-975	.781	—	1,817-20.0



6

DOUG EDWARDS

FORWARD | 6-9 | 220 | MIAMI, FL

1,604 PTS.

Having received Florida's Mr. Basketball honors in 1989, Doug Edwards was touted as the best high school player in the history of the state. In only three seasons, he moved himself into the sixth position on the FSU all-time scoring list and is the only player in school history to score more than 500 points in three consecutive seasons. Edwards began his professional career with the Atlanta Hawks who drafted him in the first round in 1993. He was inducted into the FSU Athletics Hall of Fame in 2008.

Year	G	FG-FGA	PCT	FT-FTA	PCT	RB-AVG	PTS-AVG
1990-91	32	200-385	.519	112-158	.709	227-7.1	524-16.4
1991-92	30	197-385	.512	106-142	.747	271-9.0	512-17.1
1992-93	31	224-424	.528	114-158	.722	290-9.4	568-18.3
Totals	93	621-1,194	.520	332-458	.725	788-8.5	1,604-17.2



3

JAMES COLLINS

GUARD | 6-4 | 196 | JACKSONVILLE, FL

1,793 PTS.

James Collins' distinguished FSU career came to an end in 1997 with 1,793 points. Collins also ranks among the Seminoles' all-time top 10 in five other categories including field goals, field goal attempts, 3-pointers, 3-point attempts and steals.

Year	G	FG-FGA	PCT	FT-FTA	PCT	RB-AVG	PTS-AVG
1993-94	27	110-270	.407	39-57	.684	104-3.9	298-11.0
1994-95	27	181-354	.511	72-164	.439	116-4.3	487-18.0
1995-96	27	172-412	.417	81-120	.675	121-4.5	494-18.3
1996-97	31	182-397	.458	75-112	.670	158-5.1	514-16.6
Totals	112	645-1,433	.450	267-453	.589	499-4.5	1,793-16.0



7

GEORGE MCCLOUD

GUARD | 6-6 | 205 | DAYTONA BEACH, FL

1,574 PTS.

A seldom-used forward in his first two seasons, George McCloud made the transition to guard with ease and instantly made his mark. This deadly accurate 3-point shooter holds both FSU's single-game (10) and single-season (115) 3-point shooting records. Winning All-Metro Conference honors his junior year, McCloud became a serious NBA prospect and was the first round pick of the Indiana Pacers in 1989. McCloud was Florida State's first NBA Draft Lottery selection.

Year	G	FG-FGA	PCT	FT-FTA	PCT	RB-AVG	PTS-AVG
1985-86	27	42-87	.483	31-49	.633	49-1.8	115-4.4
1986-87	30	87-197	.442	42-68	.618	126-4.2	230-7.7
1987-88	30	193-403	.479	88-112	.786	111-3.7	546-18.2
1988-89	30	207-462	.448	154-176	.875	109-3.6	683-22.8
Totals	117	529-1,149	.460	315-405	.778	395-3.4	1,574-13.5



4

MICKEY DILLARD

GUARD | 6-3 | 170 | DANIA, FL

1,734 PTS.

Mickey Dillard overcame a broken leg during his junior season to rank fifth on FSU's all-time scoring list. Dillard was drafted by the Atlanta Hawks after his junior year but returned for his senior season to total 1,734 points in his FSU career. Dillard was selected by Cleveland in the third round of the 1981 NBA Draft.

Year	G	FG-FGA	PCT	FT-FTA	PCT	RB-AVG	PTS-AVG
1976-77	25	53-110	.482	40-61	.656	29-1.2	146-5.8
1977-78	29	153-282	.543	92-119	.773	74-2.6	398-13.7
1978-79	2	13-26	.500	14-16	.875	8-4.0	40-20.0
1979-80	31	242-458	.528	151-197	.766	130-4.2	635-20.5
1980-81	28	182-372	.489	151-190	.795	98-3.5	515-18.4
Totals	115	643-1,248	.515	448-583	.768	339-2.9	1,734-15.1



8

MICHAEL SNAER

GUARD | 6-5 | 205 | MORENO VALLEY, CALIF.

1,560 PTS.

A three-time All-ACC and two-time ACC All-Defensive Team selection who finished his career ranked eighth in school history in scoring with 1,560 career points. Named to the All-ACC Second Team as a junior, to the All-ACC Third Team as a senior and to the All-ACC Freshman team in his first season as a Seminole. Named to the 2013 Lefty Driesell Defensive All-American Team and the winner of the Everett Case Award as the Most Valuable Player of the 2012 ACC Tournament in leading the Seminoles to the first ACC Championship in school history. Recognized as the all-time NCAA leader with six career buzzer-beating, game-winning shots during his career.

Year	G	FG-FGA	PCT	FT-FTA	PCT	RB-AVG	PTS-AVG
2009-10	32	101-230	.439	57-87	.655	85-2.7	282-8.8
2010-11	34	106-265	.400	45-58	.776	92-2.7	300-8.8
2011-12	35	167-383	.436	88-104	.846	132-3.8	489-14.0
2012-13	33	155-365	.425	116-142	.817	147-4.5	489-14.8
Totals	134	529-1,243	.426	306-391	.783	459-3.4	1,560-11.6

1,000 POINT SCORERS



9

AL THORNTON

FORWARD | 6-8 | 232 | PERRY, GA

1,521 PTS.

Earning All-America Third Team honors by the Associated Press in 2006-07, Al Thornton was also an All-ACC First Team selection and voted as the ACC Player of the Year runner-up. He enjoyed one of the top senior years in school and ACC history during the 2006-07 season. The second player in school history to earn mention on the first, second or third team All-America teams by the Associated Press and the first Seminole since the 1989 season to earn All-America honors of third team or better, Thornton was a unanimous selection to the All-ACC First Team—only the third Seminole (Bob Sura in 1993-94 and Tim Pickett in 2003-04) to receive such an honor. Thornton was also a finalist for the Wooden, Naismith and Rupp Awards as the nation's best collegiate player his senior season.

Year	G	FG-FGA	PCT	FT-FTA	PCT	RB-AVG	PTS-AVG
2003-04	30	30-58	.517	21-42	.500	54-1.8	84-2.8
2004-05	29	101-186	.543	57-106	.538	128-4.4	263-9.1
2005-06	30	171-330	.518	122-164	.744	208-6.9	484-16.1
2006-07	35	244-460	.530	166-210	.790	251-7.2	690-19.7
Totals	124	546-1,034	.528	366-522	.701	641-5.2	1,521-12.3



13

DAVE FEDOR

FORWARD | 6-6 | 192 | ZEPHYRHILLS, FL

1,456 PTS.

A left-hander known for his ability to do almost anything on the court with either hand, Dave Fedor led the Seminoles as co-captain in both his junior and senior seasons. Fedor's hard work and consistency were evidenced by his streak of 49 consecutive games scoring in double figures. He became the first FSU player ever picked in the NBA Draft when he was selected by Philadelphia in 1962. His jersey was honored at Florida State in 2012.

Year	G	FG-FGA	PCT	FT-FTA	PCT	RB-AVG	PTS-AVG
1959-60	25	214-453	.472	102-131	.779	400-16.0	530-21.2
1960-61	24	185-365	.507	86-107	.804	336-14.0	456-19.0
1961-62	23	186-356	.522	98-125	.784	233-10.1	470-20.4
Totals	72	585-1,174	.498	286-363	.788	969-13.5	1,456-20.2



10

HARRY DAVIS

FORWARD/CENTER | 6-7 | 220 | CLEVELAND, OH

1,514 PTS.

Gathering the most mileage of possibly any other Seminole, Harry Davis played in several international competitions including a stop in Moscow, Russia. Davis won Seminole MVP honors as a sophomore and senior. Davis returned to his hometown to play professional ball with the Cleveland Cavaliers.

Year	G	FG-FGA	PCT	FT-FTA	PCT	RB-AVG	PTS-AVG
1974-75	26	104-185	.562	27-41	.672	147-5.7	235-9.0
1975-76	27	143-224	.638	45-71	.634	167-6.2	331-12.3
1976-77	27	176-310	.567	50-92	.543	212-7.8	402-14.8
1977-78	28	217-376	.577	112-178	.629	208-7.4	546-19.5
Totals	108	640-1,095	.584	234-382	.613	734-6.8	1,514-14.0



14

RANDY ALLEN

FORWARD | 6-7 | 222 | MILTON, FL

1,438 PTS.

Milton, Florida, native Randy Allen was one of the most dependable players in FSU history. Allen averaged at least 12.0 points and 6.0 rebounds per game his last three years. He was twice named All-Metro and is also a member of Florida State's 500-Board Club.

Year	G	FG-FGA	PCT	FT-FTA	PCT	RB-AVG	PTS-AVG
1983-84	30	109-211	.517	37-73	.507	148-4.9	255-8.5
1984-85	28	187-352	.531	62-101	.614	190-6.8	436-15.6
1985-86	27	152-330	.461	67-112	.598	163-6.2	371-13.7
1986-87	30	144-312	.462	88-127	.693	235-7.8	376-12.5
Totals	115	592-1,205	.491	254-413	.615	736-6.4	1,438-12.5



11

DAVE COWENS

CENTER | 6-9 | 220 | NEWPORT, KY

1,479 PTS.

Honored as one of the 50 greatest players in NBA history, Dave Cowens is arguably the single greatest player in Florida State history. While at FSU, he averaged 18.9 points and 17.2 rebounds per game while shooting 52 percent from the field. Cowens also owns most Seminole rebounding records including rebounds in a season (456) and career rebounds (1,340). His talent caught the eye of the Boston Celtics who selected him fourth overall in the 1970 NBA Draft. During his rookie season with the Celtics he averaged 17 points and 15 rebounds per game and won NBA Rookie of the Year honors. In 1973 he took home both the All-Star MVP and League MVP trophies. Cowens' intensity and desire earned him seven all-star appearances and two championship rings with the Celtics in 1974 and 1976 and in 1991, an induction into the Basketball Hall of Fame.

Year	G	FG-FGA	PCT	FT-FTA	PCT	RB-AVG	PTS-AVG
1967-68	27	206-383	.538	96-131	.733	456-17.0	508-18.8
1968-69	25	202-384	.526	104-164	.634	437-17.5	508-20.3
1969-70	26	174-355	.490	115-169	.676	447-17.2	463-17.8
Totals	78	582-1,122	.520	315-464	.679	1,340-17.2	1,479-18.9



15

HAM WERNKE

GUARD | 6-0 | 170 | BATESVILLE, IN

1,404 PTS.

Paul 'Ham' Wernke was one of the best perimeter shooters in the early days of the FSU program. He averaged in double figures in each of his four seasons and at least 18 points in his last three seasons. Wernke has been ranked among the Seminoles' all-time scoring leaders for more than 60 years. He is ranked 15th in career scoring in Seminole history with 1,404 points, despite playing from 1951-55. Wernke's 38 points versus Tampa still ranks in the top ten all-time for Seminole single game scoring. He was a three-time Helms Foundation Third Team NAIA All-American (1953-55). He was elected into the FSU Hall of Fame in 1982.

Year	G	FG-FGA	PCT	FT-FTA	PCT	RB-AVG	PTS-AVG
1951-52	5	20-71	.282	17-23	.739	55-11.0	57-11.4
1952-53	22	167-422	.396	134-193	.694	—	468-21.3
1953-54	20	128-354	.362	113-148	.746	—	369-18.5
1954-55	26	190-461	.412	132-169	.781	130-5.0	512-19.7
Totals	73	505-1,308	.385	396-533	.743	—	1,404-19.2



12

MURRAY BROWN

FORWARD | 6-8 | 205 | TAMPA, FL

1,470 PTS.

Known as "Mule" by his coaches for his hard work and determination, Murray Brown led the nation in field goal shooting percentage in the 1978-79 season with a .691 percentage. Brown also holds the distinction as FSU's most accurate shooter ever with a .668 career field goal percentage. This All-Metro Conference performer was selected by the Cleveland Cavaliers in the 1980 NBA Draft.

Year	G	FG-FGA	PCT	FT-FTA	PCT	RB-AVG	PTS-AVG
1976-77	18	38-50	.760	18-28	.642	48-2.7	94-5.2
1977-78	28	61-98	.622	46-65	.707	111-3.9	168-6.0
1978-79	29	237-343	.691	155-218	.711	242-8.3	629-21.7
1979-80	31	230-356	.646	119-172	.691	238-7.6	579-18.7
Totals	106	566-847	.668	338-483	.700	639-6.1	1,470-13.9



16

REGGIE ROYALS

FORWARD | 6-10 | 200 | WHITEVILLE, NC

1,402 PTS.

Helping lead the charge for a national title in 1972, Reggie Royals was an exceptional outside shooter for a player of his size. Nicknamed the "Tree" by his teammates, Royals grabbed over 300 rebounds in three consecutive seasons. He is FSU's second leading career rebounder, behind Dave Cowens, with 1,006. Royals took his talents to Philadelphia as one of their 1973 draft selections.

Year	G	FG-FGA	PCT	FT-FTA	PCT	RB-AVG	PTS-AVG
1970-71	26	191-384	.497	89-122	.730	390-15.0	471-18.1
1971-72	32	196-415	.472	109-159	.686	351-11.0	501-15.7
1972-73	26	193-382	.510	44-68	.647	265-10.2	430-16.5
Totals	84	580-1,181	.491	242-349	.693	1,006-12.0	1,402-16.7

1,000 POINT SCORERS



T 16

OKARO WHITE

1,402 PTS.

Forward | 6-8 | 204 | CLEARWATER, FL

One of the most athletically gifted players to play at Florida State. Finished his career ranked among the Seminoles' top 25 career leaders in scoring (1,402 career points), rebounding (704), blocked shots (107), free throws made (401), free throws attempted (502), free throw percentage (.799), games played (139, first) and games started (94).

Year	G	FG-FGA	PCT	FT-FTA	PCT	RB-AVG	PTS-AVG
2010-11	34	71-160	.444	72-87	.828	107-3.1	223-6.6
2011-12	35	91-191	.476	76-101	.752	153-4.4	269-7.7
2012-13	34	138-270	.511	119-146	.815	201-5.9	420-12.4
2013-14	36	166-323	.514	134-168	.798	243-6.8	490-13.6
Totals	139	466-944	.494	401-502	.799	704-5.1	1,402-10.1



22

DAVID THOMPSON

1,289 PTS.

FORWARD | 6-8 | 195 | BOSTON, MA

After transferring from Lake City Junior College, David Thompson made an immediate impact for the Seminoles, making the All-Tournament team in the IPTAY, Cable Car and Vermont Classics in 1976-77. His trademark fall-away jump shot helped him score 1,289 points in his FSU career. Thompson was drafted by Buffalo in 1978.

Year	G	FG-FGA	PCT	FT-FTA	PCT	RB-AVG	PTS-AVG
1975-76	27	166-356	.466	58-78	.744	203-7.5	390-14.4
1976-77	27	230-495	.464	40-69	.579	205-7.5	500-18.5
1977-78	29	175-362	.483	49-69	.710	211-7.2	399-13.7
Totals	83	571-1,213	.471	147-216	.681	620-7.5	1,289-15.5



18

HUGH DURHAM

1,381 PTS.

GUARD | 5-11 | 160 | LOUISVILLE, KY

After leading the Seminoles as a player in the '50s, Hugh Durham returned to lead the Seminoles as their head coach in the '60s and '70s. As a player, Durham ranks third in points scored in a single game (43) and also scored more than 500 points in two seasons. During Durham's coaching career at FSU, he led the Seminoles to three NCAA Tournament appearances including a national title game appearance in 1972 and an amazing career winning percentage of .708.

Year	G	FG-FGA	PCT	FT-FTA	PCT	RB-AVG	PTS-AVG
1956-57	26	177-438	.404	155-213	.728	116-4.5	509-19.6
1957-58	24	122-377	.324	124-155	.800	93-3.9	368-13.3
1958-59	23	171-415	.412	162-201	.806	86-3.7	504-21.9
Totals	73	470-1,230	.382	441-569	.775	295-4.0	1,381-18.9



23

THARON MAYES

1,260 PTS.

GUARD | 6-3 | 175 | NEW HAVEN, CT

A defensive terror because of his lightning-quick hands, Tharon Mayes had 132 steals in his career with Florida State. In the 1989-90 season, Mayes averaged 23.3 points, which is the third-best season scoring average in the FSU record book. Mayes is currently playing professional basketball in Europe.

Year	G	FG-FGA	PCT	FT-FTA	PCT	RB-AVG	PTS-AVG
1987-88	30	142-299	.475	116-174	.669	83-2.8	396-13.2
1988-89	23	126-229	.550	29-39	.744	53-2.3	305-13.3
1989-90	24	198-414	.478	105-126	.833	81-3.4	559-23.3
Totals	77	466-942	.495	200-255	.784	217-2.8	1,260-16.4



19

CHUCK GRAHAM

1,337 PTS.

GUARD | 5-11 | 160 | LOUISVILLE, KY

With an explosive vertical leap of 41 inches, Chuck Graham was one of the most acrobatic players to ever wear a Seminole uniform. Despite missing a year due to a knee injury suffered three minutes into his senior season opener, Graham was granted a medical hardship and returned to be a major contributor to the Seminoles' '93-94 campaign.

Year	G	FG-FGA	PCT	FT-FTA	PCT	RB-AVG	PTS-AVG
1989-90	31	126-269	.468	51-69	.739	110-3.5	314-10.1
1990-91	32	131-306	.428	52-73	.712	86-2.7	350-10.9
1991-92	30	143-324	.441	69-85	.812	105-3.5	391-13.0
1992-93	1	0-1	.000	0-0	.000	1-1.0	0-0.0
1993-94	24	103-247	.417	44-58	.759	84-3.5	282-11.8
Totals	118	503-1,147	.439	216-285	.758	386-3.3	1,337-11.3



24

RON KING

1,252 PTS.

FORWARD | 6-4 | 185 | LOUISVILLE, KY

Ron King owns FSU's single-game scoring record with a 46-point outing against Georgia Southern in 1971. He was an All-American in 1972 and the NCAA Midwest Regional MVP in leading the Seminoles to the Final Four. He was selected by the Golden State Warriors of the NBA in 1973.

Year	G	FG-FGA	PCT	FT-FTA	PCT	RB-AVG	PTS-AVG
1970-71	26	262-521	.503	65-91	.714	130-5.0	589-22.7
1971-72	32	239-558	.428	95-126	.754	192-6.0	573-17.9
1972-73	6	41-91	.451	8-13	.615	17-3.3	90-16.5
Totals	64	542-1,170	.463	168-230	.730	339-5.3	1,252-19.6



20

TERANCE MANN

1,322 PTS.

GUARD | 6-7 | 215 | LOWELL, MASS.

The 48th overall selection in the second round of the 2019 NBA Draft by the Los Angeles Clippers. Led the Seminoles to three NCAA Tournaments and who was a member of the winningest senior class in school history with 98 victories. Played in a school record 140 career games. A two-time All-ACC Honorable Mention selection (2018 and 2019), named to the 2019 All-ACC Tournament Second Team, to the 2019 NCAA Tournament West Regional All-Region Team, the 2017 Jamaica Classic All-Tournament Team and to the 2018 AdvoCare Invitational All-Tournament Team.

Year	G-GS	FG-A	PCT.	3FG-3FGA	PCT.	FT-FTA	PCT.	PTS-AVG.
2015-16	34	73-125	.584	4-13	.308	27-59	.458	177-5.2
2016-17	35	114-198	.576	7-23	.304	59-89	.663	294-8.4
2017-18	34	171-301	.568	13-52	.250	74-113	.655	429-12.6
2018-19	37	147-291	.505	30-77	.390	98-124	.790	422-11.4
Totals	140	505-915	.558	54-95	.313	258-385	.613	1322-9.4



25

RON HALE

1,236 PTS.

FORWARD | 6-9 | 210 | LARGO, FL

Ron Hale, a two-time All-ACC selection, was one of the top scorers in Seminole history during his career. He scored 1,236 career points. Hale's career high of 37 points came against Wake Forest on Jan. 4, 2000. He signed a free-agent contract with the Miami Heat prior to the 2001 season.

Year	G	FG-FGA	PCT	FT-FTA	PCT	RB-AVG	PTS-AVG
1996-97	30	47-110	.427	27-40	.675	69-2.3	130-4.3
1997-98	32	70-147	.476	27-44	.614	127-4.0	187-5.8
1998-99	30	167-351	.476	108-135	.800	168-5.6	481-16.0
1999-00	28	139-348	.399	117-155	.755	134-4.8	438-15.6
Totals	120	423-956	.442	279-374	.746	498-4.2	1,236-10.3



21

JASON RICH

1,315 PTS.

GUARD | 6-3 | 211 | PENSACOLA, FL

A four-year starter who is ranked third in school history with 129 career games played, Jason Rich ranks third in school history with 106 career starts and is one of only three players in school history to start 100 or more games as a Seminole. He played on three postseason tournament teams and helped the Seminoles to six victories over ranked teams during his career. He is among the top 20 in school history with 133 steals.

Year	G	FG-FGA	PCT	FT-FTA	PCT	RB-AVG	PTS-AVG
2004-05	30	64-156	.410	29-41	.707	61-2.0	163-5.4
2005-06	30	125-267	.468	42-57	.737	93-3.1	300-10.0
2006-07	35	138-263	.525	70-87	.805	121-3.5	360-10.3
2007-08	34	183-410	.446	95-123	.772	148-4.4	492-14.5
Totals	129	510-1,096	.465	236-308	.766	423-3.3	1,315-10.2



26

XAVIER RATHAN-MAYES

1,235 PTS.

GUARD | 6-4 | 208 | SCARBOROUGH, ONTARIO, CANADA

Xavier Rathan-Mayes averaged 12.4 points and 4.5 assists for each of his 100 games played during his three-year Seminoles' career. He was named to the All-ACC-Defensive Team in 2017. He earned Freshman All-American, All-ACC Honorable Mention and All-ACC Freshman Team honors in his first season as a Seminole in 2015. The first freshman in ACC history to score 30 or more points three times with a career-high 35 points at North Carolina (Jan. 24), 35 points at Miami (Feb. 25) and 30 points against Clemson (March 11) in his first-ever ACC Tournament game.

Year	G	FG-A	PCT.	3FG-3FGA	PCT.	FT-FTA	PCT.	PTS-AVG.
2014-15	32	165-397	.416	48-171	.281	98-142	.690	475-14.9
2015-16	33	131-321	.408	39-137	.285	89-115	.774	390-11.8
2016-17	35	134-296	.453	40-124	.323	62-117	.530	370-10.6
Totals	100	430-1,014	.424	127-432	.294	249-374	.666	1,235-12.4

1,000 POINT SCORERS



27

SAM CASSELL

GUARD | 6-3 | 195 | BALTIMORE, MD

1,211 PTS.

Perhaps one of the greatest junior college transfers in Seminole history, Sam Cassell added an offensive and defensive threat to the Seminole arsenal. With a season-record 97 steals in his '92-93 campaign, Cassell also dished out 170 assists that same season along with an average of 18.3 points per game. Cassell was drafted by the Houston Rockets in the first round of the 1993 NBA Draft. During his first two seasons in the NBA he was an integral part of the Rockets' World Championship teams. He currently is an assistant coach for the Los Angeles Clippers.

Year	G	FG-FGA	PCT	FT-FTA	PCT	RB-AVG	PTS-AVG
1991-92	31	206-454	.454	100-142	.704	141-4.5	570-18.4
1992-93	35	234-466	.502	123-162	.759	152-4.3	641-18.3
Totals	66	440-920	.478	223-304	.733	293-4.4	1,211-18.3



32


DWAYNE BACON

FORWARD | 6-7 | 221 | LAKELAND, FL

1,149 PTS.

Dwayne Bacon became the first player in school history to lead Florida State in scoring as both a freshman (546 points/15.8 ppg) and as a sophomore (603 pts/17.2 ppg). He led the Seminoles to the NCAA Tournament and to a second place finish in the ACC standings in 2017. Bacon left Florida State after two seasons and was the 40th overall pick in the 2017 NBA Draft by the New Orleans Pelicans. He was traded on draft night to the Charlotte Hornets.

Year	G	FG-A	PCT.	3FG-3FGA	PCT.	FT-FTA	PCT.	PTS.-AVG.
2015-16	34	197-441	.447	32-114	.281	110-154	.714	546-15.8
2016-17	35	221-489	.452	57-171	.333	104-138	.754	603-17.2
Totals	69	418-930	.449	89-285	.312	214-292	.733	1,149-16.7



28

ALTON LEE GIPSON

CENTER | 6-11 | 230 | DUBACH, LA

1,194 PTS.

Widely considered the best junior college center in the country in 1982-83, Alton Lee Gipson was named Metro Conference Newcomer of the Year in 1983-84. He was also named to the Metro Tournament all-tournament team the same year. Gipson ranks tenth in single-season scoring with 626 points in 1983-84 season and also earned All-America honors.

Year	G	FG-FGA	PCT	FT-FTA	PCT	RB-AVG	PTS-AVG
1983-84	31	260-497	.523	106-173	.613	208-6.7	626-20.2
1984-85	30	236-489	.483	96-150	.640	234-7.8	568-18.9
Totals	61	496-986	.503	202-323	.625	442-7.3	1,194-19.6



33


TRENT FORREST

GUARD | 6-4 | 215 | CHIPLEY, FL

1,143 PTS.

The winningest player in school history with 104 wins as Florida State's starting point guard for the final three seasons of his career. He helped lead the Seminoles to three NCAA Tournaments and the 2020 ACC Championship. He was named All-ACC Second-Team and ACC All-Defensive Team honors as a senior in 2020.

Year	G	FG-A	PCT.	3FG-3FGA	PCT.	FT-FTA	PCT.	PTS.-AVG.
2016-17	35	61-129	.475	1-8	.125	48-71	.676	171
2017-18	34	87-177	.492	3-14	.214	92-132	.697	269
2018-19	37	112-255	.439	7-30	.233	113-145	.779	344
2019-20	31	130-283	.459	16-57	.281	83-101	.822	359
Totals	137	390-844	.462	27-109	.248	336-449	.748	1,143



29

DELVON ARRINGTON

GUARD | 5-11 | 166 | HILLSIDE, NJ

1,173 PTS.

Delvon Arrington became the first men's basketball player in ACC history to enter school as a partial qualifier and earn his undergraduate degree in four years to earn his fourth year of eligibility back according to NCAA rules. Is Florida State's all-time leader in assists with 688 and earned the school record assist in the Seminoles' victory over No. 1-ranked and previously undefeated Duke Jan. 6, 2002 in Tallahassee. Arrington is ranked the top ten in school history in career assists (688), assists per game (5.8); in career steals (225) and in steals per game (1.9); in career 3-point shots attempted (352) and in 3-point shots made (120); in career games played (118) and is 28th in scoring (1,173 points).

Year	G-GS	FG-A	PCT.	FT-FTA	PCT.	Assists	PTS.-AVG.
1998-99	30-29	87-206	.422	52-74	.703	181	242-8.1
1999-00	29-29	95-258	.368	39-55	.709	182	258-8.9
2000-01	30-30	117-270	.433	77-106	.726	143	344-11.5
2001-02	29-29	114-280	.407	59-80	.738	182	329-11.3
Totals	118-117	413-1,014	.407	227-315	.721	688	1,173-9.9



34

GARY SCHULL

FORWARD/CENTER | 6-6 | 211 | POMPANO BEACH, FL

1,142 PTS.

From 1963-1966, Gary Schull was the leader of Florida State's basketball Seminoles. The Pompano Beach prep star, short for a college center, made up for lack of size with hustle and aggressiveness. In his career, Schull averaged 15.0 points per game and grabbed more than 10 rebounds a contest. Schull graduated in 1966 and went to Europe to become one of Italy's best-known and most popular pro players.

Year	G	FG-FGA	PCT	FT-FTA	PCT	RB-AVG	PTS-AVG
1963-64	25	128-257	.498	67-96	.698	179-7.2	323-12.9
1964-65	26	120-263	.456	85-128	.664	273-10.5	325-12.5
1965-66	26	160-312	.513	174-248	.702	329-12.7	494-19.0
Totals	76	408-832	.490	326-472	.691	781-10.1	1,142-15.5



30

JEFF HOGAN

GUARD | 6-0 | 165 | AKRON, OH

1,164 PTS.

A brilliant two-sport star for Florida State, Jeff Hogan was a leader on the Seminole basketball and baseball teams from 1966 through 1969. Though Hogan was a gifted basketball player and a prolific scorer, he chose to play professional baseball. He averaged at least 14.0 points per game in all three of his seasons.

Year	G	FG-FGA	PCT	FT-FTA	PCT	RB-AVG	PTS-AVG
1966-67	26	143-292	.490	85-115	.739	81-3.1	372-14.3
1967-68	27	168-348	.483	91-110	.827	60-2.2	427-15.8
1968-69	26	155-335	.463	56-80	.700	55-2.1	366-14.1
Totals	79	466-975	.478	232-305	.761	196-2.5	1,164-14.7



35

COREY LOUIS

FORWARD/CENTER | 6-9 | 235 | MIAMI, FL

1,127 PTS.

A four-year starter at FSU, Corey Louis finished his career among the Seminoles' all-time leaders in scoring, rebounding and blocked shots. He was Florida State's team MVP as a senior and helped lead FSU back to the NCAA Tournament in 1998.

Year	G	FG-FGA	PCT	FT-FTA	PCT	RB-AVG	PTS-AVG
1994-95	27	120-267	.449	54-76	.711	210-7.8	295-10.9
1995-96	23	84-198	.424	47-75	.627	150-6.5	215-9.3
1996-97	25	109-219	.498	57-88	.648	170-6.8	275-11.0
1997-98	32	134-241	.556	74-132	.561	225-7.0	342-10.7
Totals	107	447-925	.483	232-371	.625	755-7.1	1,127-10.5



31


TONY DAWSON

FORWARD | 6-7 | 215 | KINSTON, NC

1,161 PTS.

Walking with a limp from a childhood accident that left one leg shorter than the other, Tony Dawson rose above his circumstances to become one of Florida State's highest scorers. He ranks sixth in single-season scoring with a 629-point performance during the 1988-89 season.

Year	G	FG-FGA	PCT	FT-FTA	PCT	RB-AVG	PTS-AVG
1987-88	30	211-393	.539	111-153	.725	228-7.6	534-17.8
1988-89	30	242-459	.528	118-160	.738	206-6.9	627-20.9
Totals	60	453-852	.532	229-313	.732	434-7.2	1,161-19.4



36

DEVON BOOKERT

GUARD | 6-0 | 193 | ANCHORAGE, AL

1,210 PTS.

Florida State's team captain as a senior in 2016. One of the top all-around players in school history as he finished his career ranked in the top 15 in seven different career statistical categories including fifth in school history for 3-point field goal shooting percentage (.419), seventh for career 3-point field goals made (188), 12th for career assists (347) and tied for 13th in school history for steals (139).

Year	G	FG-A	PCT.	FT-FTA	PCT.	PTS.-AVG.
2012-13	34	67-137	.489	54-66	.818	220-6.5
2013-14	36	100-240	.417	61-78	.782	305-8.5
2014-15	28	85-227	.374	59-73	.808	282-10.1
2015-16	33	107-252	.425	40-53	.755	313-9.5
Totals	131	359-856	.419	214-270	.793	1,210-8.5

1,000 POINT SCORERS



37

LAWRENCE MCCRAY

1,111 PTS.

CENTER | 6-11 | 210 | PENSACOLA, FL

A strong defensive performer, Lawrence McCray was also an effective offensive weapon. Mr. Basketball in the state of Florida in 1970, McCray averaged 13.2 points and nine rebounds per game in his FSU career. Known as "Lurch" by his teammates, McCray was drafted by New Orleans in 1974.

Year	G	FG-FGA	PCT	FT-FTA	PCT	RB-AVG	PTS-AVG
1971-72	32	166-300	.554	52-89	.584	263-8.2	384-12.0
1972-73	26	170-293	.580	41-71	.577	242-9.3	381-14.7
1973-74	26	156-303	.514	34-63	.540	254-9.8	346-13.3
Totals	84	492-896	.549	127-223	.569	759-9.0	1,111-13.2



42


PEE WEE BARBER

1,062 PTS.

GUARD | 5-11 | 175 | HARRISONBURG, VA

A bump and run guard who never slowed down, Pee Wee Barber played big for his size. In 1985-86 he led the Seminoles in scoring (16.8 points per game), assists (5.0 per game) and steals (1.8 per game). He was also named to the Metro Conference All-Tournament team in 1986. Pee Wee, whose given name is Norwood, was drafted by the Portland Trailblazers in 1987.

Year	G	FG-FGA	PCT	FT-FTA	PCT	RB-AVG	PTS-AVG
1985-86	29	204-402	.507	78-102	.765	69-2.5	486-16.8
1986-87	30	191-400	.478	122-152	.803	69-2.3	576-19.2
Totals	59	395-802	.493	200-254	.787	138-2.4	1,062-18.0



38


LARRY WARREN

1,108 PTS.

GUARD | 6-4 | 190 | LAKE WORTH, FL

Another of FSU's many Florida Mr. Basketball honorees, Larry Warren was also a junior college All-American. Known for his great play in big games, Warren averaged 14.2 points a game in his FSU career. Warren's junior college coach was fellow 1,000-point club member Jim Oler.

Year	G	FG-FGA	PCT	FT-FTA	PCT	RB-AVG	PTS-AVG
1973-74	26	179-395	.453	82-103	.796	161-6.2	440-16.9
1974-75	25	172-363	.474	56-72	.778	139-5.6	400-16.0
1975-76	27	122-311	.392	24-37	.649	102-3.8	268-9.9
Totals	78	473-1,069	.442	162-212	.764	402-5.2	1,108-14.2



43

RODNEY DOBARD

1,058 PTS.

FORWARD | 6-9 | 210 | DELRAY BEACH, FL

Rodney Dobard helped lead Florida State to the NCAA Tournament three times including to the Elite Eight in 1993. He ranks third in school history with a career field goal percentage of .585, and tied for 16th in rebounds with 641. He holds the single-season school record for blocked shots (111) in 1993 and blocked shots in a career (240).

Year	G	FG-FGA	PCT	FT-FTA	PCT	RB-AVG	PTS-AVG
1989-90	29	38-68	.559	12-23	.522	82-2.8	88-3.0
1990-91	29	110-193	.570	27-50	.540	150-5.2	247-8.5
1991-92	29	138-221	.624	43-72	.597	195-6.7	319-11.0
1992-93	35	170-297	.572	64-98	.653	214-6.1	404-11.5
Totals	122	456-779	.585	146-243	.601	641-5.3	1,058-8.7



39

M.J. WALKER

1,077 PTS.

GUARD | 6-5 | 213 | JONESBORO, GA.

A two-time team captain and two-time All-ACC selection – All-ACC Second Team in 2021 and All-ACC Honorable Mention in 2020. Earned All-District IV Second Team honors as selected by the USBWA in 2021. Integral member of three NCAA Tournament teams, the Seminoles' 2020 ACC Championship Team and Florida State's 2019 and 2021 ACC Tournament Finalist teams

Year	G	FG-FGA	PCT	FT-FTA	PCT	RB-AVG	PTS-AVG
2017-18	35	81-214	.379	43-57	.754	59-1.7	246-7.0
2018-19	25	85-250	.340	49-63	.778	78-2.2	263-7.5
2019-20	26	85-229	.371	61-76	.803	44-1.7	275-10.6
2020-21	24	95-218	.436	59-74	.707	59-2.5	293-12.2
Totals	120	346-911	.380	212-270	.785	240-2.0	1,077-9.0



44

ISAIAH SWANN

1,053 PTS.

GUARD | 6-2 | 198 | GERMANTOWN, MD

Isaiah Swann finished his career ranked among the school leaders in 3-point field goals made (172) and attempted (456) as well as steals (139). A member of three postseason teams (2006, 2007, 2008). Swann led FSU to six wins over ranked teams including No. 1-ranked Duke on March 1, 2006. He averaged 1.1 steal per game (139 in 120 games).

Year	G	FG-FGA	PCT	FT-FTA	PCT	RB-AVG	PTS-AVG
2004-05	31	58-139	.417	28-37	.757	60-2.0	161-5.2
2005-06	30	92-208	.442	34-52	.654	62-2.1	251-8.4
2006-07	35	126-273	.462	39-49	.796	105-3.0	359-10.3
2007-08	24	93-215	.433	42-50	.840	75-3.1	282-11.8
Totals	120	369-835	.442	143-188	.761	302-2.5	1,053-8.8



40

MICHAEL POLITE

1,070 PTS.

FORWARD | 6-7 | 215 | DAYTONA BEACH, FL

Michael Polite overcame Guillain-Barré syndrome as a sophomore to have a productive career. He led FSU in rebounding his final two seasons and averaged at least 13 points per game as a junior and senior.

Year	G	FG-FGA	PCT	FT-FTA	PCT	RB-AVG	PTS-AVG
1987-88	30	70-117	.590	50-70	.714	115-3.8	188-6.3
1988-89	6	11-21	.524	6-17	.353	23-3.8	26-2.3
1989-90	31	156-268	.582	117-173	.676	262-8.5	433-14.0
1990-91	32	144-305	.472	124-190	.653	273-8.5	419-13.1
Totals	99	381-711	.535	297-450	.660	673-6.8	1,070-10.8



45

TIM PICKETT

1,038 PTS.

GUARD • 6-4 • 207 • DAYTONA BEACH, FL

One of only two players in FSU history to earn All-ACC First-Team honors. Pickett led the Seminoles to the second round of the NIT in 2004. He scored 1,038 points in two years and averaged 16.7 points per game. Named to the ACC All-Defensive Team in 2003 and 2004 by a vote of both the coaches and the media, Pickett led the ACC in steals in 2003 and in 3-point field goals made in 2004. He totaled 164 steals in only two years in Division I play and ended his career tied for second in ACC history with an average of 2.64 steals per game.

Year	G	FG-FGA	PCT	FT-FTA	PCT	RB-AVG	PTS-AVG
2002-03	29	167-437	.382	77-89	.865	165-5.7	495-17.1
2003-04	33	185-427	.433	63-83	.759	149-4.5	543-16.5
Totals	62	352-864	.407	140-172	.814	314-5.06	1,038-16.7



41

MITCHELL WIGGINS

1,067 PTS.

GUARD | 6-4 | 185 | GRIFON, NC

An FSU All-American, Mitchell Wiggins leads all Seminoles with a career scoring average of 23.2 points per game. Wiggins was the first FSU player to win the Metro Conference scoring title. He was a first-team All-Metro selection in 1981-82 and led the conference in rebounding from the guard position. Wiggins participated on the U.S. National team at the 1982 World Championships. Drafted by the Indiana Pacers in 1983, Wiggins wound up in Chicago then moved on to Houston and Philadelphia of the NBA.

Year	G	FG-FGA	PCT	FT-FTA	PCT	RB-AVG	PTS-AVG
1981-82	22	223-388	.574	77-102	.754	213-9.7	523-23.8
1982-83	24	216-410	.527	112-147	.762	196-8.2	544-22.7
Totals	46	439-798	.550	189-249	.759	409-8.9	1,067-23.2



46

LAMARR GREER

1,022 PTS.

GUARD/FORWARD | 6-5 | 225 | CAPE MAY, NJ

One of the most versatile players in FSU history, LaMarr Greer started his first two seasons at point guard before moving to the wing for his last two years. He ranks among Florida State's all-time top 10 in five categories.

Year	G	FG-FGA	PCT	FT-FTA	PCT	RB-AVG	PTS-AVG
1994-95	26	55-136	.404	12-16	.750	76-2.9	146-5.6
1995-96	27	91-203	.448	53-83	.639	93-3.4	253-9.4
1996-97	32	91-213	.427	49-80	.613	124-3.9	269-8.4
1997-98	32	127-321	.396	57-76	.750	145-4.5	354-11.1
Totals	117	364-873	.417	171-255	.671	438-3.7	1,022-8.7

1,000 POINT SCORERS



47

TOM MCLAUGHLIN

1,019 PTS.

FORWARD | 6-3 | 150 | MADISON, IN

Tom McLaughlin was Florida State's first 1,000-career-point scorer and totaled 1,019 points during his four-year career. A member of Florida State's second team during the 1948-49 season, he played for head coach J.K. "Bud" Kennedy. He averaged in double-figure scoring during three of his four seasons and finished his career with an 11.1 points

per game average. He helped lead Florida State to its first national tournament appearance in the NAIB District 25 Tournament in 1951 and 1952.

Year	G	FG-FGA	PCT	FT-FTA	PCT	RB-AVG	PTS-AVG
1948-49	21	89-		37-		—	215-10.3
1949-50	25	138-		52-		—	328-13.1
1950-51	21	64-		51-		—	179-8.5
1951-52	25	118-352	.335	61-106	.575	—	297-11.9
Totals	92	409-	—	201-	—	—	1,019-11.1



48

WAYNE SMALLS

1,016 PTS.

GUARD | 6-2 | 225 | CAMDEN, NJ

Best known for his outside shooting ability, Wayne Smalls was one of the most consistent players to come off of the bench for Florida State. As a senior, Smalls hit 84 percent from the free-throw line to rank among the nation's best.

Year	G	FG-FGA	PCT	FT-FTA	PCT	RB-AVG	PTS-AVG
1973-74	26	105-244	.430	23-30	.767	54-2.1	233-9.0
1974-75	26	141-314	.449	33-43	.767	68-2.6	315-12.1
1975-76	25	82-160	.513	20-31	.645	22-0.9	184-7.4
1976-77	27	129-289	.446	26-31	.838	86-3.1	284-10.5
Totals	104	457-1,007	.454	102-135	.756	230-2.2	1,016-9.8



49

RAY SWAIN

1,000 PTS.

FORWARD | 6-4 | 185 | JACKSONVILLE, FL

Ray Swain was a double-figure scorer who averaged 16.9 points per game over the final 47 games and two seasons of his career. He averaged a career 17.4 points as a junior in helping the Seminoles to 14 wins. Florida State won 15 games in 1962 as he averaged

16.3 points per game. He helped the Seminoles defeat Florida his senior season.

Year	G	FG-FGA	PCT	FT-FTA	PCT	RB-AVG	PTS-AVG
1959-60	25	78-206	.379	50-89	.562	175-7.0	206-8.2
1960-61	24	168-313	.537	82-124	.661	188-7.8	418-17.4
1961-62	23	157-274	.573	62-91	.681	171-7.4	376-16.3
Totals	72	403-793	.508	194-304	.638	534-7.4	1,000-13.9



SCHOOL RECORDS

FIELD GOALS

GAME	Name	Date	FGM
1.	Ron King vs. Georgia Southern	Feb. 11, 1971	21
2.	Ron King at Pan American	Dec. 23, 1970	17
	Ron King vs. Miami	Jan. 8, 1971	17
	David Thompson vs. South Alabama	Jan. 22, 1977	17
	Mitchell Wiggins at San Diego State	Dec. 24, 1982	17
	Al Thornton at Duke	Feb. 4, 2006	17
7.	Dave Fedor vs. Miami	Jan. 16, 1960	16
	Larry Warren vs. Marshall	Dec. 7, 1974	16
	Murray Brown at Auburn	Dec. 4, 1978	16
	Alton Lee Gipson vs. Tampa	Nov. 26, 1984	16
	Al Thornton vs. Miami	March 3, 2006	16
12.	Dave Fedor vs. Rollins	Feb. 11, 1960	15
	Dave Fedor vs. Tampa	Feb. 26, 1962	15
	Ray Swain at Tampa	Feb. 26, 1962	15
	Dave Cowens vs. George Washington	Dec. 12, 1967	15
	Reggie Royals vs. UC-Irvine	Jan. 30, 1971	15
	Mitchell Wiggins vs. Florida	Jan. 11, 1982	15
	Doug Edwards vs. DePaul	Feb. 23, 1992	15
	Bob Sura vs. Lafayette	Jan. 2, 1994	15
	Al Thornton at Boston College	Jan. 14, 2006	15

SEASON

Name	Year	FGM	
1.	Ron King	1970-71	262
2.	Alton Lee Gipson	1983-84	260
3.	Al Thornton	2006-07	244
4.	Mickey Dillard	1979-80	242
	Tony Dawson	1988-89	242
6.	Bob Sura	1992-93	241
7.	Ron King	1971-72	239
	Toney Douglas	2008-09	239
9.	Murray Brown	1978-79	237
10.	Alton Lee Gipson	1984-85	236
11.	Sam Cassell	1992-93	234
12.	David Thompson	1976-77	230
	Murray Brown	1979-80	230
14.	Doug Edwards	1992-93	224
15.	Mitchell Wiggins	1981-82	223

CAREER

Name	Years	FGM	
1.	Bob Sura	1991-95	731
2.	James Collins	1993-97	645
3.	Harry Davis	1974-78	640
	Mickey Dillard	1976-81	640
5.	Doug Edwards	1990-93	621
6.	Randy Allen	1984-87	591
7.	Dave Fedor	1959-62	585
8.	Dave Cowens	1967-70	582
9.	Reggie Royals	1970-73	580
10.	David Thompson	1975-78	571
11.	Murray Brown	1976-80	566
12.	Toney Douglas	2007-09	560
13.	Al Thornton	2003-07	546
14.	Ron King	1971-73	542
15.	George McCloud	1985-89	529
	Michael Snaer	2010-13	529

Ron King made a school-record 21 field goals in scoring a school-record 46 points against Georgia Southern on Feb. 11, 1971



FIELD GOALS ATTEMPTED


GAME	Name	Date	FGA
1.	Ham Wernke vs. Tampa	Feb. 14, 1953	37
2.	Rick Benson vs. Beloit	March 9, 1955	32
	Ron King vs. Georgia Southern	Feb. 11, 1971	32
	Al Thornton at Duke	Feb. 4, 2006	32
5.	Ian Morrison at Tampa	Feb. 27, 1967	31
6.	Burt Deckel at Furman	Dec. 14, 1957	30
	Don Bates at Stetson	Feb. 21, 1959	30
8.	Don Bates at Auburn	Dec. 17, 1958	29
	Ron King vs. Miami	Jan. 8, 1971	29
10.	Rick Benson vs. Georgia Teachers	March 1, 1955	28
	Hugh Durham vs. Auburn	Dec. 29, 1958	28
	David Thompson at Jacksonville	Jan. 26, 1977	28
	David Thompson vs. UNC Charlotte	Jan. 29, 1977	28

SEASON

Name	Year	FGA	
1.	Ron King	1971-72	558
2.	Toney Douglas	2008-09	536
3.	Bob Sura	1992-93	533
4.	Ron King	1970-71	521
5.	Alton Lee Gipson	1983-84	497
6.	Don Bates	1958-59	495
	David Thompson	1976-77	495
8.	Alton Lee Gipson	1984-85	489
	Dwayne Bacon	2016-17	489
10.	Rick Benson	1954-55	471
11.	Jim Oler	1955-56	470
12.	Sam Cassell	1992-93	466
13.	George McCloud	1988-89	462
14.	Ham Wernke	1954-55	461
15.	Al Thornton	2006-07	460

CAREER

Name	Years	FGA	
1.	Bob Sura	1991-95	1626
2.	James Collins	1993-97	1433
3.	Ham Wernke	1951-55	1308
4.	Jim Oler	1952-56	1303
5.	Toney Douglas	2007-09	1251
6.	Mickey Dillard	1976-81	1248
7.	Michael Snaer	2010-13	1243
8.	Hugh Durham	1956-59	1230
9.	David Thompson	1975-78	1213
10.	Randy Allen	1984-87	1205
11.	Doug Edwards	1990-93	1194
12.	Reggie Royals	1970-73	1181
13.	Dave Fedor	1959-62	1174
14.	Ron King	1971-73	1170
15.	George McCloud	1986-89	1149



Dave Fedor, a three-time All-American (1960, 61, 62) is among Florida State's all-time leaders for career points (13th, 1,456) and career field goals attempted (13th, 1,174).

SCHOOL RECORDS

FIELD GOAL PERCENTAGE GAME (MINIMUM 10 ATTEMPTS)

	Name	Date	Pct.
1.	Greg Grady vs. Illinois State	Feb. 12, 1976	1.000 (11-11)
	Tat Hunter at Tampa	Nov. 23, 1985	1.000 (10-10)
	Doug Edwards vs. UNC-Asheville	Jan. 2, 1992	1.000 (10-10)
4.	Murray Brown at Auburn	Dec. 4, 1978	.941 (16-17)
5.	Tharon Mayes vs. Southern Miss.	Jan. 7, 1989	.929 (13-14)
	Murray Brown vs. Baptist College	Feb. 5, 1977	.917 (11-12)
7.	Doug Edwards vs. NC State	March 13, 1992	.909 (10-11)
	Chris Singleton vs. Gardner Webb	Nov. 16, 2010	.909 (10-11)
9.	Charlie Long vs. Auburn	Dec. 21, 1962	.900 (9-10)
	Dick Danford vs. The Citadel	Jan. 2, 1968	.900 (9-10)
	Otis Johnson vs. Mercer	March 3, 1973	.900 (9-10)
	Harry Davis vs. Oregon State	Dec. 29, 1975	.900 (9-10)
	Murray Brown vs. Western Kentucky	Nov. 30, 1978	.900 (9-10)
	Tony Dawson vs. Florida International	Dec. 2, 1987	.900 (9-10)
	Michael Polite vs. Southern Miss.	Jan. 6, 1990	.900 (9-10)
16.	Mitchell Wiggins at San Diego State	Dec. 29, 1982	.895 (17-19)
17.	Murray Brown at Cincinnati	Jan. 27, 1979	.875 (14-16)
	Irv Thomas vs. Southern Miss.	Jan. 6, 1990	.875 (14-16)
19.	Ray Swain vs. Furman	Feb. 20, 1961	.867 (13-15)
20.	Vernell Elitz vs. Biscayne College	Dec. 3, 1970	.857 (12-14)
	Greg Grady vs. Biscayne	Jan. 20, 1975	.857 (12-14)
	Murray Brown vs. Alabama Birmingham	Feb. 20, 1980	.857 (12-14)
	Raleigh Choice vs. Southern Miss.	Jan. 18, 1986	.857 (12-14)
	Tony Dawson vs. Central Florida	Nov. 25, 1988	.857 (12-14)
	Sam Cassell at Clemson	Jan. 20, 1993	.857 (12-14)
	Deividas Dulkys vs. North Carolina	Jan. 14, 2012	.857 (12-14)

SEASON

	Name	Year	FGM-FGA	Pct.
1.	Murray Brown	1978-79	237-343	.691
2.	Bernard James	2010-11	117-178	.657
3.	Murray Brown	1979-80	230-356	.646
4.	Harry Davis	1975-76	143-224	.638
5.	Willie Williams	1969-70	185-291	.636
6.	Christ Koumadje	2018-19	106-169	.627
7.	Rodney Dobard	1991-92	138-221	.624
8.	Jerome Fitchett	1985-86	126-205	.615
9.	Bernard James	2011-12	157-259	.606
10.	Damous Anderson	1998-99	115-190	.605
11.	Balsa Koprivica	2020-21	88-147	.599
12.	Kris Anderson	1980-81	108-182	.593
	Elvis Rolle	1979-80	197-332	.593
14.	Tat Hunter	1987-88	122-207	.589
15.	Kris Anderson	1978-79	105-179	.587

CAREER

	Name	Years	FGM-FGA	Pct.
1.	Murray Brown	1976-80	566-847	.668
2.	Bernard James	2011-12	274-437	.627
3.	Christ Koumadje	2016-19	239-384	.622
4.	Kris Anderson	1977-79, 81	371-633	.586
5.	Rodney Dobard	1990-93	456-779	.585
6.	Harry Davis	1975-78	640-1095	.584
7.	Elvis Rolle	1980-81	365-629	.580
8.	Boris Bojanovsky	2013-16	244-423	.577
9.	Trevor Harvey	2001-03	141-245	.576
10.	Jerome Fitchett	1985-88	388-675	.575
11.	Jan Gies	1968-70	245-428	.572
12.	Greg Grady	1973-76	401-708	.566
13.	Tat Hunter	1986-89	395-707	.559
14.	Willie Williams	1968-70	268-482	.556
15.	Terance Mann	2016-19	505-915	.552

THREE-POINT SHOTS MADE

GAME

	Name	Date	3FGM
1.	George McCloud at La Salle	Feb. 23, 1989	10
2.	Isaiah Swann at Mississippi State	March 20, 2007	9
3.	James Collins vs. Connecticut	March 25, 1997	8
	Deividas Dulkys vs. North Carolina	Jan. 14, 2012	8
	Darin Green Jr. vs. St. John's	Dec. 17, 2022	8
6.	Sam Cassell vs. South Florida	Dec. 30, 1992	7
	James Collins vs. Tulane	Dec. 10, 1994	7
	Adrian Crawford at Temple	Dec. 14, 1998	7
	Adrian Crawford at Vanderbilt	Dec. 9, 2000	7
	Andrew Wilson at North Carolina	Feb. 21, 2004	7
	Von Wafer vs. Wake Forest	Jan. 18, 2005	7
	Andrew Wilson vs. Virginia	Feb. 18, 2006	7
	Toney Douglas vs. Miami	Jan. 21, 2009	7
	Xavier Rathan-Mayes vs. North Carolina	Jan. 4, 2016	7
	Braian Angola vs. The Citadel	Nov. 24, 2017	7
	Devin Vassell at Virginia Tech	Feb. 1, 2020	7
	Darin Green Jr vs. Troy	Nov. 14, 2022	7

18.	PJ Savoy vs. Southern Miss.	Nov. 24, 2017	7
	LaRae Davis vs. Southern Miss.	Feb. 28, 1987	6
	LaRae Davis at South Carolina	March 6, 1987	6
	George McCloud vs. Alabama State	Feb. 24, 1988	6
	George McCloud vs. Florida	Dec. 3, 1988	6
	George McCloud vs. Jacksonville	Jan. 11, 1989	6
	George McCloud vs. Arkansas	Jan. 18, 1989	6
	George McCloud vs. Virginia Tech	March 1, 1989	6
	Tharon Mayes vs. Stetson	Dec. 22, 1989	6
	Aubry Boyd at Jacksonville	Feb. 16, 1991	6
	Sam Cassell at Wake Forest	Jan. 11, 1992	6
	Sam Cassell vs. Georgia Tech	Feb. 15, 1992	6
	Bob Sura vs. UCLA	Nov. 27, 1992	6
	Sam Cassell at Clemson	Jan. 20, 1993	6
	Terrell Baker vs. Auburn	Dec. 6, 1998	6
	Tim Pickett at Virginia	Jan. 29, 2003	6
	Tim Pickett vs. Virginia	March 1, 2003	6
	Nate Johnson at Stetson	Dec. 30, 2004	6
	Tim Pickett at Florida	Jan. 3, 2004	6
	Tim Pickett vs. Savannah State	Feb. 1, 2004	6
	Tim Pickett vs. Georgia Tech	Feb. 3, 2004	6
	Tim Pickett vs. Duke	Feb. 29, 2004	6
	Tim Pickett vs. NC State	March 12, 2004	6
	Von Wafer vs. Stetson	Dec. 23, 2004	6
	Von Wafer vs. Florida	Jan. 2, 2005	6
	Isaiah Swann vs. UAB	Nov. 16, 2007	6
	Isaiah Swann vs. Maine	Dec. 8, 2007	6
	Toney Douglas vs. Coastal Carolina	Nov. 22, 2008	6
	Chris Singleton vs. Butler	Dec 23, 2010	6
	Ian Miller vs. Maryland	Jan. 12, 2014	6
	Aaron Thomas vs. Virginia Tech	Feb. 5, 2014	6
	Xavier Rathan-Mayes at Miami	Feb. 25, 2015	6
	Devon Bookert at Clemson	Jan. 2, 2016	6
	PJ Savoy vs. Nicholls State	Dec. 8, 2016	6
	Dwayne Bacon at Virginia	Dec. 31, 2016	6
	Dwayne Bacon vs. Clemson	Feb. 5, 2017	6
	Phil Cofer at Duke	Dec. 30, 2017	6
	M.J. Walker at Miami	Jan. 27, 2019	6
	M.J. Walker vs. Boston College	March 3, 2021	6

SEASON

	Name	Year	3FGM
1.	George McCloud	1988-89	115
2.	Tim Pickett	2003-04	110
3.	Darin Green Jr.	2022-23	91
4.	Toney Douglas	2008-09	85
5.	Tim Pickett	2002-03	84
6.	LaRae Davis	1986-87	80
7.	James Collins	1996-97	75
8.	Bob Sura	1992-93	73
9.	Pee Wee Barber	1986-87	72
	George McCloud	1987-88	72
	James Collins	1994-95	72
12.	Deividas Dulkys	2009-10	71
13.	James Collins	1995-96	69
14.	Isaiah Swann	2006-07	68
15.	Michael Snaer	2011-12	67
16.	Von Wafer	2004-05	65
	Ian Miller	2013-14	65

CAREER

	Name	Years	3FGM
1.	James Collins	1993-97	255
2.	Bob Sura	1991-95	214
3.	Deividas Dulkys	2009-12	203
4.	George McCloud	1986-89	201
5.	Michael Snaer	2010-13	196
6.	Tim Pickett	2002-04	194
7.	Devon Bookert	2013-16	188
8.	Toney Douglas	2007-09	178
9.	M.J. Walker	2018-21	173
10.	Isaiah Swann	2005-08	172
11.	Ian Miller	2011-14	146
12.	PJ Savoy	2017-19	142
13.	Adrian Crawford	1999-01	135
14.	Tharon Mayes	1987-90	128
15.	Xavier Rathan-Mayes	2015-17	127

SCHOOL RECORDS

THREE-POINT SHOTS ATTEMPTED

GAME	Name	Date	3FGA
1.	George McCloud at La Salle	Feb. 23, 1989	17
2.	Darin Green Jr. vs. Syracuse	Feb. 8, 2023	17
3.	Tim Pickett vs. Texas A&M Corpus Christi	Jan. 6, 2003	16
4.	Tim Pickett vs. Florida	Dec. 6, 2002	15
5.	George McCloud vs. Louisville	Feb. 16, 1989	14
	Tim Pickett vs. Wichita State	March 17, 2004	14
	Toney Douglas vs. Miami	Jan. 21, 2008	14
	PJ Savoy vs. Nicholls State	Dec. 8, 2016	14
9.	George McCloud vs. Iowa	March 18, 1988	13
	George McCloud vs. Memphis State	Feb. 1, 1989	13
	Bob Sura vs. Temple	Dec. 20, 1992	13
	Derrick Carroll at South Florida	Dec. 11, 1993	13
	James Collins at Clemson	Feb. 17, 1996	13
	Adrian Crawford at Vanderbilt	Dec. 9, 2000	13
	Tim Pickett at Virginia	Jan. 29, 2003	13
	Tim Pickett at North Carolina	Feb. 21, 2004	13
	Tim Pickett vs. Iowa State	March 23, 2004	13
	Isaiah Swann at Mississippi State	March 20, 2007	13
19.	George McCloud vs. Louisville	March 12, 1989	12
	Aubry Boyd vs. La Salle	Dec. 9, 1990	12
	Derrick Carroll vs. Temple	Dec. 20, 1992	12
	Sam Cassell at North Carolina	Jan. 27, 1993	12
	Bob Sura vs. North Carolina	Feb. 27, 1993	12
	James Collins vs. Florida	Feb. 20, 1995	12
	James Collins vs. Wake Forest	Jan. 6, 1996	12
	James Collins vs. Clemson	Jan. 11, 1997	12
	James Collins at NC State	Feb. 26, 1997	12
	James Collins vs. Connecticut	March 25, 1997	12
	Tim Pickett at Virginia Tech	Jan. 4, 2002	12
	Tim Pickett vs. Savannah State	Nov. 24, 2002	12
	Tim Pickett vs. NC State	Jan. 18, 2003	12
	Tim Pickett vs. Duke	Feb. 29, 2004	12
	Von Wafer vs. Stetson	Dec. 23, 2004	12
	Von Wafer vs. Wake Forest	Jan. 18, 2005	12
	Isaiah Swann vs. North Carolina	Feb. 3, 2008	12
	Chris Singleton vs. Butler	Dec. 23, 2010	12
	Braian Angola at Duke	Dec. 30, 2017	12

SEASON

Name	Year	3FGA
1. Tim Pickett	2003-04	270
2. George McCloud	1988-89	262
3. Tim Pickett	2002-03	259
4. Darin Green Jr.	2022-23	250
5. Toney Douglas	2008-09	221
6. Bob Sura	1992-93	220
7. James Collins	1996-97	203
8. James Collins	1995-96	199
9. Deividas Dulkys	2009-10	179
10. Aubry Boyd	1990-91	178
11. LaRae Davis	1986-87	175
12. Toney Douglas	2007-08	174
13. Xavier Rathan-Mayes	2014-15	171
	2016-17	171
15. Braian Angola	2017-18	170
16. Adrian Crawford	2000-01	166
	2006-07	166
	2011-12	166
19. Deividas Dulkys	2010-11	165
20. Sam Cassell	1991-92	164
	1993-94	164
	1994-95	164
	2004-05	164
	2010-13	164

CAREER

Name	Years	3FGA
1. James Collins	1993-97	686
2. Bob Sura	1991-95	640
3. Deividas Dulkys	2009-12	572
4. Tim Pickett	2002-04	529
5. Michael Snaer	2011-13	513
6. M.J. Walker	2018-Pr.	479
7. Toney Douglas	2007-09	473
8. George McCloud	1985-89	466
9. Isaiah Swann	2005-06	456
10. Devon Bookert	2013-16	449
11. Xavier Rathan-Mayes	2015-17	432
12. Ian Miller	2011-14	409
13. PJ Savoy	2017-19	393
14. LaMarr Greer	1994-98	380
15. Adrian Crawford	1999-01	375
16. Delvon Arrington	1999-00	354
17. Ron Hale	1996-00	339
18. Tharon Mayes	1987-90	337
19. Chuck Graham	1989-94	333
20. Chris Singleton	2009-11	315

THREE-POINT PERCENTAGE

GAME (MINIMUM 3 ATTEMPTS)	Name	Date	Pct.
1.	George McCloud at South Carolina	Feb. 14, 1987	1.000 (4-4)
	Jerome Fitchett vs. Pittsburgh	Dec. 28, 1987	1.000 (3-3)
	Brad Johnson vs. Iowa	March 18, 1988	1.000 (3-3)
	George McCloud vs. South Florida	Dec. 20, 1988	1.000 (3-3)
	Chad Copeland vs. Samford	Dec. 19, 1989	1.000 (3-3)
	Michael Polite vs. Rhode Island	Dec. 29, 1989	1.000 (3-3)
	Chuck Graham at Miami	Jan. 18, 1990	1.000 (3-3)
	Chad Copeland vs. Miami	Feb. 17, 1990	1.000 (3-3)
	Bob Sura vs. UNC Asheville	Jan. 2, 1992	1.000 (3-3)
	Sam Cassell at Clemson	Jan. 20, 1993	1.000 (6-6)
	Sam Cassell vs. Tulane	March 20, 1993	1.000 (7-7)
	James Collins vs. South Florida	Nov. 29, 1994	1.000 (7-7)
	Scott Shepherd at Maryland	Feb. 11, 1995	1.000 (3-3)
	LaMarr Greer at Virginia	Jan. 3, 1996	1.000 (3-3)
	Avery Curry vs. Wake Forest	Jan. 6, 1996	1.000 (3-3)
	Geoff Brower at North Carolina	Feb. 24, 1996	1.000 (5-5)
	LaMarr Greer vs. Southwestern Louisiana	Nov. 22, 1996	1.000 (3-3)
	LaMarr Greer vs. Arizona	Dec. 23, 1997	1.000 (3-3)
	Tharon Mayes vs. Monmouth	Feb. 2, 1998	1.000 (5-5)
	Adrian Crawford vs. Wake Forest	Jan. 20, 1999	1.000 (4-4)
	Antwan Dixon vs. Binghamton	Dec. 21, 2000	1.000 (4-4)
	Adrian Crawford vs. Duke	Jan. 4, 2001	1.000 (3-3)
	Delvon Arrington vs. Virginia	Feb. 17, 2001	1.000 (3-3)
	Adrian Crawford at North Carolina	Feb. 22, 2001	1.000 (4-4)
	Nate Johnson at Stetson	Dec. 28, 2003	1.000 (6-6)
	Ralph Mims vs. Maine	Dec. 8, 2007	1.000 (3-3)
	Ralph Mims vs. College of Charleston	Dec. 18, 2007	1.000 (3-3)
	Toney Douglas at Virginia Tech	Jan. 29, 2008	1.000 (3-3)
	Chris Singleton vs. Alabama	Nov. 27, 2009	1.000 (3-3)
	Derwin Kitchen vs. Maryland	Feb. 4, 2010	1.000 (3-3)
	Deividas Dulkys vs. Stetson	Nov. 16, 2012	1.000 (4-4)
	Michael Snaer vs. Wake Forest	Jan. 25, 2012	1.000 (4-4)
	Montay Brandon vs. Saint Joseph's	Nov. 17, 2012	1.000 (3-3)
	Ian Miller vs. UT-Martin	Nov. 17, 2013	1.000 (3-3)
	Devon Bookert vs. Georgia Tech	March 2, 2014	1.000 (4-4)
	Devon Bookert vs. Georgetown	March 24, 2014	1.000 (4-4)
	Xavier Rathan-Mayes vs. The Citadel	Nov. 25, 2014	1.000 (5-5)
	Benji Bell vs. Southeastern Louisiana	Dec. 13, 2015	1.000 (4-4)
	Devon Bookert at NC State	Jan. 13, 2016	1.000 (4-4)
	Mfondu Kabengele at Syracuse	Feb. 5, 2019	1.000 (4-4)
	Devin Vassell at Virginia Tech	Feb. 1, 2020	1.000 (7-7)
	Wyatt Wilkes vs. Georgia Tech	Dec. 15, 2020	1.000 (3-3)
	Wyatt Wilkes vs. Wake Forest	Feb. 13, 2021	1.000 (3-3)
	Anthony Polite vs. Georgia Tech	Jan. 26, 2022	1.000 (3-3)
	Cam'Ron Fletcher vs. Mercer	Nov. 21, 2022	1.000 (3-3)

SEASON

Name	Year	Pct.
1. Devon Bookert	2012-13	.525 (32-61)
2. Andrew Wilson	2005-06	.500 (41-82)
3. Tharon Mayes	1987-88	.460 (46-100)
4. LaRae Davis	1986-87	.457 (80-175)
5. George McCloud	1987-88	.453 (72-159)
6. Pee Wee Barber	1986-87	.447 (72-161)
7. Al Thornton	2006-07	.444 (36-81)
8. George McCloud	1988-89	.439 (115-262)
	1994-95	.439 (72-164)
10. Anthony Polite	2020-21	.436 (34-78)
11. Devon Bookert	2013-14	.431 (44-102)
12. Damous Anderson	1999-00	.430 (52-121)
13. M.J. Walker	2020-21	.423 (44-104)
14. Benji Bell	2015-16	.426 (23-54)
15. Nate Johnson	2003-04	.420 (42-100)
	2004-05	.420 (21-50)
	2016-17	.420 (21-50)
18. Devin Vassell	2018-19	.419 (26-62)
19. Devin Vassell	2019-20	.415 (44-106)
20. Isaiah Swann	2006-07	.410 (68-166)

CAREER

Name	Years	Pct.
1. LaRae Davis	1986-87	.457 (80-175)
2. Pee Wee Barber	1986-87	.447 (72-161)
3. Al Thornton	2003-07	.438 (63-144)
4. George McCloud	1986-89	.431 (201-468)
5. Devon Bookert	2013-16	.419 (188-449)
6. Damous Anderson	1999-00	.412 (54-131)
7. Nate Johnson	2002-04	.391 (72-184)
8. Malik Beasley	2016	.387 (55-142)
9. Braian Angola	2017-18	.386 (85-220)
10. Michael Snaer	2010-13	.382 (196-513)
11. Tharon Mayes	1988-90	.380 (128-337)
12. Isaiah Swann	2005-08	.377 (172-456)
13. Toney Douglas	2007-09	.376 (178-473)
14. James Collins	1994-97	.372 (255-686)
15. Tim Pickett	2002-04	.367 (194-529)
	2001-06	.367 (110-300)

SCHOOL RECORDS

FREE THROWS MADE

GAME

	Name	Date	FTM
1.	Jim Oler at Rollins	Jan. 31, 1955	22
	Jim Oler vs. Morningside	Dec. 16, 1955	22
3.	Jim Oler at Rollins	Feb. 13, 1956	20
4.	Jim Oler vs. Boston University	Dec. 20, 1955	17
	Jim Oler vs. Miami	Jan. 7, 1956	17
	Jim Oler at Georgia Teachers College	Jan. 14, 1956	17
	Jim Oler vs. Tampa	Feb. 7, 1956	17
	Caleb Mills vs. Boston College	Feb. 18, 2023	17
9.	Ham Wernke at Mississippi State	Dec. 4, 1953	16
	Jim Oler vs. Montana State	March 7, 1955	16
	Hugh Durham vs. Loyola of New Orleans	Feb. 20, 1957	16
	Bob Sura vs. South Florida	Nov. 29, 1994	16
13.	Jim Oler at Florida Southern	Feb. 18, 1956	15
	Jim Oler at Miami	Feb. 25, 1956	15
	Hugh Durham vs. Stetson	Jan. 19, 1957	15
	Hugh Durham at Georgia	Jan. 21, 1957	15
	Hugh Durham vs. Georgia	Jan. 2, 1958	15
	Al Thornton vs. Duke	March 1, 2006	15

SEASON

	Name	Year	FTM
1.	Jim Oler	1955-56	310
2.	Jim Oler	1954-55	221
3.	Toney Douglas	2008-09	188
4.	Gary Schull	1965-66	174
5.	Al Thornton	2006-07	166
6.	Hugh Durham	1958-59	162
7.	Hugh Durham	1956-57	155
	Murray Brown	1978-79	155
9.	George McCloud	1988-89	154
10.	Mickey Dillard	1979-80	151
	Mickey Dillard	1980-81	151
12.	Jim Oler	1953-54	140

CAREER

	Name	Years	FTM
1.	Jim Oler	1952-56	761
2.	Bob Sura	1991-95	454
3.	Mickey Dillard	1976-81	448
4.	Hugh Durham	1956-59	441
5.	Okaro White	2011-14	401
6.	Ham Wernke	1951-55	396
7.	Al Thornton	2003-07	366
8.	Toney Douglas	2007-09	357
9.	Murray Brown	1976-80	338
10.	Trent Forrest	2017-20	336
11.	Doug Edwards	1990-93	332
12.	Gary Schull	1963-66	326

FREE THROWS ATTEMPTED

GAME

	Name	Date	FTA
1.	Jim Oler vs. Morningside	Dec. 16, 1955	30
2.	Jim Oler vs. Rollins	Jan. 31, 1955	29
3.	Jim Oler at Georgia Teachers College	Jan. 14, 1956	23
	Jim Oler vs. Florida Southern	Feb. 13, 1956	23
5.	Jim Oler vs. Miami	Jan. 7, 1956	22
	Hugh Durham vs. Stetson	Jan. 7, 1956	22
7.	Jim Oler vs. Tampa	Feb. 7, 1956	21
	Hugh Durham vs. Loyola of New Orleans	Feb. 20, 1957	21
	Caleb Mills vs. Boston College	Feb. 18, 2023	21
10.	Ham Wernke at Mississippi State	Dec. 4, 1953	20
	Hugh Durham vs. Georgia	Jan. 2, 1958	20
12.	Jim Oler at Stetson	Jan. 29, 1955	19
	Jim Oler vs. Boston University	Dec. 20, 1955	19
	Jim Oler at Florida Southern	Feb. 18, 1956	19
	Gary Schull vs. Memphis	Jan. 15, 1966	19
	Harry Davis vs. Memphis State	Jan. 15, 1978	19
	Murray Brown at Tulane	Jan. 10, 1979	19

SEASON

	Name	Year	FTA
1.	Jim Oler	1955-56	380
2.	Jim Oler	1954-55	289
3.	Gary Schull	1965-66	248
4.	Toney Douglas	2008-09	232
5.	Murray Brown	1978-79	218
6.	Hugh Durham	1956-57	213
7.	Al Thornton	2006-07	210
8.	Hugh Durham	1958-59	201
9.	Mickey Dillard	1979-80	197
10.	Elvis Rolle	1980-81	195
11.	Ham Wernke	1952-53	193
12.	Mickey Dillard	1980-81	190
	Michael Polite	1990-91	190

CAREER

	Name	Years	FTA
1.	Jim Oler	1952-56	975
2.	Bob Sura	1991-95	696
3.	Mickey Dillard	1976-81	584
4.	Hugh Durham	1956-59	568
5.	Ham Wernke	1951-55	533
6.	Al Thornton	2003-07	522
7.	Okaro White	2011-14	502
8.	Murray Brown	1976-80	484
9.	Gary Schull	1963-66	472
10.	Dave Cowens	1967-70	464
11.	Doug Edwards	1990-93	458

FREE THROW PERCENTAGE

GAME (MINIMUM 9 ATTEMPTS)

	Name	Date	Pct.
1.	Jim Oler vs. Tampa	Jan. 6, 1954	1.000 (9-9)
	Gary Wold vs. Miami	Dec. 27, 1954	1.000 (10-10)
	Jacob Ward vs. New York University	Dec. 30, 1955	1.000 (10-10)
	Hugh Durham at Rollins	Feb. 4, 1957	1.000 (12-12)
	Hugh Durham vs. Murray State	Dec. 7, 1957	1.000 (14-14)
	Hugh Durham vs. Furman	Feb. 6, 1958	1.000 (11-11)
	Hugh Durham at Oklahoma City	Jan. 31, 1959	1.000 (10-10)
	Hugh Durham at Stetson	Feb. 21, 1959	1.000 (10-10)
	Hugh Durham at Miami	Feb. 28, 1959	1.000 (9-9)
	Dave Fedor at Miami	Feb. 27, 1960	1.000 (11-11)
	Ron Melman vs. Georgia Tech	Jan. 20, 1965	1.000 (9-9)
	Darrel Stewart at Florida	Dec. 8, 1965	1.000 (9-9)
	Gary Schull vs. Auburn	Dec. 21, 1965	1.000 (10-10)
	Ron King vs. North Carolina	March 23, 1972	1.000 (10-10)
	Granville Arnold at Virginia Tech	March 3, 1984	1.000 (10-10)
	Tony Dawson vs. Florida International	Dec. 2, 1987	1.000 (10-10)
	George McCloud at Jacksonville	Jan. 11, 1989	1.000 (9-9)
	Doug Edwards vs. Clemson	Feb. 8, 1992	1.000 (14-14)
	Nick Bryant at Florida Atlantic	Dec. 1, 1993	1.000 (11-11)
	Bob Sura vs. South Florida	Nov. 29, 1994	1.000 (16-16)
	Ron Hale vs. Georgia Tech	Feb. 11, 1999	1.000 (9-9)
	Anthony Richardson at Georgia Tech	Jan. 14, 2003	1.000 (10-10)
	Al Thornton at Miami	March 3, 2007	1.000 (11-11)
	Uche Echefu vs. La Salle	Jan. 5, 2008	1.000 (11-11)
	Michael Snaer vs. Auburn	Jan. 4, 2012	1.000 (10-10)
	Okaro White vs. Maryland	Jan. 30, 2013	1.000 (10-10)
	Okaro White vs. Virginia Tech	Feb. 2, 2014	1.000 (9-9)
	Mfiondu Kabengele vs. North Florida	Dec. 19, 2018	1.000 (10-10)
	M.J. Walker at Florida	Dec. 12, 2020	1.000 (12-12)
	RaiQuan Gray vs. Wake Forest	Feb. 13, 2021	1.000 (10-10)
	Matthew Cleveland at Duke	Dec. 31, 2022	1.000 (10-10)

SEASON

	Name	Year	FTM-FTA	Pct.
1.	Ken Macklin	1969-70	51-57	.895
2.	George McCloud	1988-89	154-176	.875
3.	Ian Miller	2013-14	96-110	.873
4.	Jerry Shirley	1963-64	59-68	.868
5.	Tim Pickett	2002-03	77-89	.865
6.	Caleb Mills	2021-22	59-69	.855
7.	Ron Harris	1969-70	46-54	.852
8.	Uche Echefu	2008-09	89-105	.848
9.	Michael Snaer	2011-12	88-104	.846
10.	Ron Malmen	1964-65	58-69	.841
11.	Randy Cable	1967-68	42-50	.840
	Isaiah Swann	2007-08	42-50	.840
13.	Granville Arnold	1983-84	78-93	.839
14.	Braian Angola	2017-18	103-123	.837
15.	Tharon Mayes	1989-90	105-126	.833

CAREER (MINIMUM 75 MADE)

	Name	Years	FTM-FTA	Pct.
1.	Caleb Mills	2022-23	171-203	.842
2.	Ken Leakey	1964-66	75-91	.824
3.	Braian Angola	2017-18	135-164	.823
	RayQuan Evans	2019-22	116-141	.823
5.	Granville Arnold	1983-85	154-189	.815
6.	Tim Pickett	2002-04	140-172	.814
7.	Jerry Shirley	1963-65	161-198	.813
	Malik Beasley	2016	104-128	.813
9.	Toney Douglas	2007-09	357-443	.806
	Ian Miller	2011-14	183-227	.806
	Okaro White	2011-14	401-502	.799
12.	Uche Echefu	2006-09	264-331	.798
13.	Ralph Mims	2005-08	226-284	.796
14.	Devon Bookert	2013-16	214-270	.793
15.	Dave Fedor	1960-62	286-363	.788
16.	Pee Wee Barber	1986-87	200-254	.787

SCHOOL RECORDS

REBOUNDS

GAME

	Name	Date	Rebounds
1.	Rick Benson vs. Florida Southern	Jan. 7, 1955	32
2.	Dave Cowens vs. LSU	Dec. 16, 1967	31
3.	Dave Cowens at The Citadel	Feb. 7, 1968	30
4.	Dave Fedor at Jacksonville	Dec. 29, 1959	28
	Dave Fedor vs. Rollins College	Feb. 11, 1960	28
	Dave Cowens vs. Florida Southern	Feb. 27, 1969	28
7.	Gary Schull vs. Jacksonville	Feb. 10, 1966	27
	Dave Cowens vs. Stetson	Feb. 10, 1969	27
9.	Don Boltz vs. Stetson	Jan. 16, 1958	26
	Dave Cowens vs. Hawaii	Jan. 23, 1969	26
11.	Rick Benson vs. Miami	Dec. 20, 1954	25
	Dave Cowens vs. Clemson	Jan. 22, 1970	25
13.	Rick Benson vs. Montana State	March 7, 1955	24
	Dave Cowens vs. George Washington	Dec. 29, 1967	24
	Dave Cowens at Evansville	Dec. 30, 1967	24
	Dave Cowens vs. Hofstra	Jan. 26, 1968	24
17.	Don Boltz vs. Miami	Jan. 17, 1959	23
	Dave Cowens vs. Florida Southern	Feb. 10, 1968	23
	Lawrence McCray vs. Connecticut	Jan. 6, 1973	23

SEASON

	Name	Year	Rebounds	Avg.
1.	Dave Cowens	1967-68	456	16.9
2.	Rick Benson	1954-55	451	17.3
3.	Dave Cowens	1969-70	447	17.2
4.	Dave Cowens	1968-69	437	17.5
5.	Dave Fedor	1959-60	400	16.0
6.	Reggie Royals	1970-71	390	15.0
7.	Reggie Royals	1971-72	351	11.0
8.	Dave Fedor	1960-61	336	14.0
9.	Gary Schull	1965-66	331	12.7
10.	Don Boltz	1957-58	303	12.1

500-REBOUND CLUB

	Name	Years	Games	Avg.	Rebounds
1.	Dave Cowens	1967-70	78	17.2	1340
2.	Reggie Royals	1970-73	84	11.9	1006
3.	Dave Fedor	1959-62	72	13.5	969
4.	Greg Grady	1972-76	100	7.9	793
5.	Doug Edwards	1990-93	93	8.5	788
6.	Gary Schull	1963-66	76	10.2	783
7.	Lawrence McCray	1971-74	84	9.0	759
8.	Tat Hunter	1986-89	117	6.5	758
9.	Corey Louis	1994-98	107	7.1	755
10.	Randy Allen	1984-87	115	6.4	738
11.	Harry Davis	1974-78	108	6.8	735
12.	Kris Anderson	1976-81	107	6.7	715
13.	Bob Sura	1991-95	119	6.0	714
14.	Terance Mann	2016-19	140	5.1	710
15.	Okaro White	2011-14	139	5.1	704
16.	Michael Polite	1987-91	99	6.8	673
17.	Rodney Dobard	1989-93	122	5.2	643
18.	Murray Brown	1976-80	106	6.1	642
19.	Al Thornton	2004-07	124	5.2	641
20.	David Thompson	1975-78	83	7.5	619
21.	Uche Ecefu	2006-09	131	4.7	613
22.	Bob Williams	1955-57	72	8.4	604
23.	Chris Singleton	2009-11	95	6.2	586
24.	Trent Forrest	2017-20	137	3.9	562
25.	Don Boltz	1957-59	48	11.8	567
26.	Kirk Luchman	1993-97	111	5.0	552
27.	Michael Joiner	2001-04	120	4.6	550
28.	Ray Swain	1959-60	72	11.6	534
	Willie Williams	1968-70	52	10.3	534
30.	Rowland Garrett	1969-72	76	6.9	525
	Zach Perkins	1973-76	82	6.4	525
32.	Jerry Shirley	1963-65	73	7.2	522
33.	Montay Brandon	2013-16	135	3.8	518
34.	Andre Reid	1990-95	121	4.2	507

ASSISTS

GAME

	Name	Date	Assists
1.	Otto Petty vs. South Alabama	Jan. 19, 1972	16
	Tony William vs. Jacksonville	Feb. 12, 1983	16
3.	Otto Petty at Pan American	Dec. 23, 1970	15
	Otto Petty vs. Samford	Jan. 16, 1971	15
	Carlton Byrd vs. Stetson	Feb. 12, 1977	15
	Tony Jackson vs. Ala.-Birmingham	Feb. 20, 1980	15
7.	Otto Petty vs. Biscayne	Dec. 3, 1970	14
	Otto Petty vs. Northwestern	Dec. 23, 1972	14
	Wayne Smalls vs. Cal. State-Bakersfield	Dec. 18, 1974	14
10.	Otto Petty at Pan American	Dec. 23, 1970	13
	Otto Petty vs. Stetson	Jan. 17, 1973	13
	Otto Petty vs. Seton Hall	Feb. 3, 1973	13
	Carlton Byrd vs. South Florida	Feb. 9, 1974	13
	Tony William vs. Monmouth College	March 5, 1984	13
	Delvon Arrington at Georgia Tech	Jan. 9, 1999	13
	Luke Loucks vs. North Carolina	March 11, 2012	13

SEASON

	Name	Year	Assists
1.	Otto Petty	1970-71	227
2.	Tony Jackson	1979-80	216
3.	Tony William	1983-84	215
4.	Otto Petty	1972-73	202
5.	Kerry Thompson	1996-97	184
6.	Delvon Arrington	1999-00	182
	Delvon Arrington	2001-02	182
8.	Delvon Arrington	1998-99	181
9.	Otto Petty	1971-72	173
10.	Kerry Thompson	1997-98	172
11.	Dean Shaffer	1984-85	171
12.	Sam Cassell	1992-93	170
13.	Xavier Rathan-Mayes	2016-17	168
14.	Tony Jackson	1977-78	166
15.	Carlton Byrd	1976-77	159

CAREER

	Name	Years	Assists
1.	Delvon Arrington	1999-02	688
2.	Otto Petty	1970-73	602
3.	Tony Jackson	1976-80	561
4.	Tony William	1981-84	482
5.	Trent Forrest	2017-20	455
6.	Xavier Rathan-Mayes	2015-17	451
7.	Bob Sura	1991-95	435
8.	Carlton Byrd	1973-77	401
9.	Charlie Ward	1990-94	396
10.	Luke Loucks	2009-12	391
11.	LaMarr Greer	1994-98	361
12.	Kerry Thompson	1996-98	356
	Todd Galloway	2003-06	356
14.	Devon Bookert	2013-16	347
15.	Isiah Swann	2005-08	328
16.	Skip Young	1968-71	320
17.	Dean Shaffer	1983-85	317



Dave Cowens, one of the greatest players in school history, holds Florida State's school records for rebounds in a single season (456 in 1968) and in his career as a Seminole (1,340 from 1968-70).

SCHOOL RECORDS

STEALS

GAME	Name	Date	Steals
1.	Chris Singleton vs. UNC Greensboro	Nov. 19, 2010	10
2.	Tony William vs. Memphis State	Feb. 26, 1983	9
	Charlie Ward vs. South Carolina	March 2, 1991	9
	Bob Sura at Georgia Tech	March 2, 1995	9
5.	Charlie Ward at Wake Forest	Jan. 11, 1992	8
	Sam Cassell at Jacksonville	Feb. 2, 1993	8
	Sam Cassell at Connecticut	Feb. 6, 1993	8
	Trent Forrest at Duke	Feb. 20, 2020	8
9.	Carlton Byrd vs. Troy State	Jan. 8, 1977	7
	Tony Jackson at Tulane	Jan. 7, 1978	7
	Mickey Dillard vs. Florida	Dec. 8, 1979	7
	Tony William vs. South Florida	Dec. 10, 1982	7
	Tony William vs. New Mexico	Feb. 22, 1983	7
	Dean Shaffer at Louisville	Jan. 25, 1984	7
	Charlie Ward vs. Arkansas	Jan. 21, 1991	7
	Charlie Ward vs. Mercer	Jan. 20, 1992	7
	Sam Cassell vs. Maryland Baltimore County	Dec. 28, 1992	7
	Bob Sura vs. UNC Greensboro	Dec. 30, 1993	7
	Kerry Thompson vs. Butler	Dec. 30, 1996	7
	Delvon Arrington at Clemson	Feb. 23, 2002	7
	Tim Pickett vs. Davidson	Dec. 30, 2002	7

SEASON

Name	Year	Steals
1. Sam Cassell	1992-93	97
2. Toney Douglas	2007-08	90
3. Tim Pickett	2002-03	82
	2003-04	82
5. Dean Shaffer	1984-85	81
6. Terrell Baker	1998-99	80
7. Tony Williams	1982-83	75
	1991-92	75
9. Tony Jackson	1977-78	73
10. Charlie Ward	1990-91	71
	1996-97	71
	2009-10	71
13. Dean Shaffer	1983-84	70
	2018-19	70
15. Tony William	1981-82	66
16. Tony Jackson	1979-80	65
	1993-94	65
18. Delvon Arrington	1998-99	64
19. Toney Douglas	2008-09	63
20. Toney Williams	1983-84	62
	1995-96	62

CAREER

Name	Years	Steals
1. Charlie Ward	1990-94	238
2. Delvon Arrington	1999-02	225
3. Trent Forrest	2017-20	224
4. Bob Sura	1991-95	209
5. Tony William	1982-84	203
6. Tony Jackson	1977-80	202
7. James Collins	1993-97	191
8. Toney Douglas	2007-09	188
9. Chris Singleton	2009-11	180
10. Mickey Dillard	1977-81	165
11. Tim Pickett	2002-04	164
12. Sam Cassell	1991-93	153
13. Dean Shaffer	1984-86	151
14. Terrell Baker	1997-99	139
	2005-08	139
	2013-16	139
17. Deividas Dulkys	2009-12	138
18. LaMarr Greer	1994-98	136
19. Derwin Kitchen	2009-11	133
	2005-08	133
21. Tharon Mayes	1988-90	131
	1996-98	131

BLOCKS

GAME	Name	Date	Blocks
1.	Andre Reid vs. Bethune Cookman	Dec. 5, 1993	9
	Corey Louis vs. Maryland	Jan. 10, 1995	9
3.	Greg Grady vs. Stetson	Jan. 17, 1973	8
	Doug Edwards at Jacksonville	Feb. 2, 1993	8
	Andre Reid vs. UNC Greensboro	Dec. 30, 1993	8
	Andre Reid vs. Florida Atlantic	Dec. 3, 1994	8
7.	Rodney Dobard vs. Auburn	Dec. 3, 1989	7
	Rodney Dobard vs. UMBC	Dec. 28, 1992	7
	Rodney Dobard vs. Maryland	Jan. 13, 1993	7
	Solomon Alabi vs. Boston College	Feb. 14, 2010	7
	Boris Bojanovsky vs. UMass	Dec. 21, 2013	7
	Jonathan Isaac vs. Notre Dame	Jan. 18, 2017	7
	Ike Obiagu vs. Boston College	March 3, 2018	7
14.	Andre Reid vs. Texas Southern	Nov. 27, 1990	6
	Rodney Dobard vs. South Florida	Dec. 18, 1990	6
	Rodney Dobard vs. Louisville	Jan. 12, 1991	6
	Rodney Dobard vs. Memphis State	Feb. 21, 1991	6
	Rodney Dobard vs. UCLA	Nov. 27, 1992	6
	Rodney Dobard vs. South Florida	Dec. 30, 1992	6
	Rodney Dobard at Wake Forest	Jan. 9, 1993	6
	Rodney Dobard at North Carolina	Jan. 27, 1993	6
	Rodney Dobard at NC State	Feb. 17, 1993	6
	Rodney Dobard vs. Evansville	March 18, 1993	6
	Andre Reid vs. Florida Atlantic	Dec. 1, 1993	6
	Andre Reid vs. Florida	Dec. 17, 1994	6
	Corey Louis at Maryland	Feb. 11, 1995	6
	Randell Jackson vs. Marist	Dec. 28, 1996	6
	Randell Jackson vs. Virginia	Feb. 28, 1998	6
	David Anderson vs. Duke	Jan. 16, 2000	6
	Solomon Alabi vs. Charleston Southern	Dec. 19, 2008	6
	Xavier Gibson vs. Stetson	Nov. 18, 2009	6
	Solomon Alabi vs. Georgia State	Dec. 15, 2009	6
	Okaro White at Maryland	Jan. 9, 2013	6
	Boris Bojanovsky vs. Wake Forest	Feb. 15, 2014	6
	Jarquez Smith vs. South Florida	Dec. 20, 2014	6
	Boris Bojanovsky vs. Va. Commonwealth	Dec. 6, 2015	6
	Boris Bojanovsky vs. Notre Dame	Feb. 27, 2016	6
	Ike Obiagu vs. NC State	Feb. 25, 2018	6
	Naheem Mcleod vs. Louisville	Dec. 19, 2022	6

SEASON

Name	Year	Blocks
1. Rodney Dobard	1992-93	111
2. Bernard James	2010-11	82
	2011-12	82
4. Solomon Alabi	2009-10	75
5. Corey Louis	1994-95	74
6. Solomon Alabi	2009-10	73
7. Ike Obiagu	2018	71
8. Boris Bojanovsky	2013-14	67
9. Boris Bojanovsky	2015-16	59
10. Mfiondu Kabengele	2018-19	56
11. Alton Lee Gipson	1983-84	54
	1993-94	54
13. Christ Koumadje	2018-19	52
14. Corey Louis	1997-98	49
	2016-17	49
16. Chris Singleton	2010-11	48
17. Elvis Rolle	1980-81	47
	1984-85	47
	1990-91	47
	2009-10	47
20. Rodney Dobard	1991-92	46
	1996-97	46

CAREER

Name	Years	Blocks
1. Rodney Dobard	1990-93	239
2. Corey Louis	1995-98	196
3. Boris Bojanovsky	2013-16	195
4. Bernard James	2011-12	164
5. Andre Reid	1991-95	161
6. Solomon Alabi	2008-10	159
7. Christ Koumadje	2016-19	146
8. Chris Singleton	2009-11	136
9. Jarquez Smith	2014-17	123
10. Doug Edwards	1991-93	121
11. Mike Mathews	2001-04	118
12. Randell Jackson	1996-98	113
13. Okaro White	2011-14	107
14. Randy Allen	1984-87	103
15. Alton Lee Gipson	1984-85	101
16. Xavier Gibson	2009-12	100
17. Elvis Rolle	1980-81	89
18. Jerome Fitchett	1985-88	85
	2018-19	85
20. Anthony Richardson	2002-05	84
21. Michael Ojo	2013-15, 17	78

SCHOOL RECORDS

GAMES PLAYED

CAREER

	Name	Years	Games
1.	Terance Mann	2016-19	140
2.	Okaro White	2011-14	139
3.	Trent Forrest	2017-20	137
4.	Luke Loucks	2009-12	136
	Boris Bojanovsky	2013-16	136
	Jarquez Smith	2014-17	136
7.	Montay Brandon	2013-16	135
8.	Michael Snaer	2010-13	134
9.	Phil Cofer	2015-19	133
10.	Uche Echefu	2006-09	131
	Deividas Dulkys	2009-12	131
	Devon Bookert	2013-16	131
	Michael Ojo	2013-15, 17	131
14.	Andrew Wilson	2001-06	129
	Jason Rich	2005-08	129
16.	Ralph Mims	2005-08	128
17.	Ryan Reid	2007-10	126
18.	Al Thornton	2003-07	124
	Xavier Gibson	2009-12	124
20.	Todd Galloway	2003-06	123
	Rodney Dobard	1989-93	123
22.	Adam Waleskowski	2001-05	122
	Christ Koumadje	2016-19	122
24.	Andre Reid	1990-95	121
25.	Ron Hale	1996-00	120
	Michael Joiner	2001-04	120
	Isaiah Swann	2005-08	120
	M.J. Walker	2018-21	120
29.	Bob Sura	1991-95	119
	Anthony Richardson	2001-05	119
31.	Jerome Fitchett	1984-88	118
	Chuck Graham	1989-94	118
	Delvon Arrington	1999-02	118
34.	Tat Hunter	1985-89	117

GAMES STARTED

CAREER

	Name	Years	Games Started
1.	Montay Brandon	2013-16	122
2.	Delvon Arrington	1999-02	117
3.	Randy Allen	1984-87	112
4.	Michael Snaer	2010-13	110
5.	Jason Rich	2005-08	106
6.	Michael Joiner	2001-04	105
7.	James Collins	1994-97	102
8.	LaMarr Greer	1995-98	101
	Terance Mann	2016-19	101
10.	Bob Sura	1992-95	99
11.	Xavier Rathan-Mayes	2015-17	97
12.	Toney Douglas	2007-09	95
13.	Okaro White	2011-14	94
14.	Doug Edwards	1991-93	93
15.	Chris Singleton	2009-11	91
16.	Tony Jackson	1977-80	89
	Corey Louis	1995-98	89
18.	Rodney Dobard	1990-93	88
19.	Uche Echefu	2006-09	87
20.	Reggie Royals	1971-73	84
	Lawrence McCray	1972-74	84
	Isaiah Swann	2005-08	84
23.	Phil Cofer	2015-19	83
24.	Derwin Kitchen	2009-11	82
	Tony William	1932-84	82
	M.J. Walker	2018-21	82
27.	Greg Grady	1973-76	79
	Kris Anderson	1977-79, 81	79

DOUBLE-DOUBLES

SEASON

	Name	Years	Games
1.	Dave Cowens	1968-69	24
2.	Rick Benson	1954-55	23
	Reggie Royals	1970-71	23
4.	Dave Cowens	1969-70	22
5.	Dave Cowens	1967-68	20
6.	Dave Fedor	1959-60	19
7.	Willie Williams	1969-70	18
8.	Gary Schull	1965-66	17
	Reggie Royals	1971-72	17
10.	Dave Fedor	1960-61	16
	Douglas Edwards	1992-93	16
12.	Elvis Rolle	1980-81	15
13.	Greg Grady	1974-75	14
14.	Douglas Edwards	1991-92	13
15.	Dick Artmeier	1954-55	12
	Rowland Garrett	1971-72	12
17.	Rowland Garrett	1970-71	11
	Reggie Royals	1972-73	11
	Murray Brown	1978-79	11
	Elvis Rolle	1979-80	11
	Michael Polite	1989-90	11
	Matthew Cleveland	2022-23	11
23.	Lawrence McCray	1973-74	10
	Mitchell Wiggins	1981-82	10
	Michael Polite	1990-91	10
26.	Lawrence McCray	1972-73	9
	Greg Grady	1973-74	9
	Harry Davis	1976-77	9

	Name	Years	Games
	Murray Brown	1978-79	9
	Irv Thomas	1989-90	9
	Alexander Johnson	2005-06	9
32.	Dave Fedor	1961-62	8
	Murray Brown	1979-80	8
	Randy Allen	1986-87	8
	Tony Dawson	1987-88	8
	Tat Hunter	1988-89	8
	Al Thornton	2005-06	8
	Jonathan Isaac	2016-17	8
39.	Dave Fedor	1960-61	7
	Jan Gies	1967-68	7
	Vernell Ellzy	1970-71	7
	Lawrence McCray	1971-72	7
	Doug Edwards	1990-91	7
	Corey Louis	1994-95	7
	Chris Singleton	2009-11	7
	Bernard James	2011-12	7
47.	Willie Williams	1968-69	6
	Otto Petty	1970-71	6
	Tony Dawson	1988-89	6
	Irv Thomas	1988-89	6
	Corey Louis	1997-98	6

CAREER

	Name	Years	No.	Name	Years	No.	
1.	Dave Cowens	1968-70	65	31.	Chris Singleton	2009-11	12
2.	Reggie Royals	1971-73	51	32.	Bernard James	2011-12	11
3.	Dave Fedor	1960-62	44		Dick Danford	1966-68	9
4.	Doug Edwards	1991-93	36		Jan Gies	1968-70	9
5.	Greg Grady	1973-76	31		Vernell Ellzy	1970-71	9
6.	Gary Schull	1964-66	29		Alton Lee Gipson	1984-85	9
7.	Lawrence McCray	1972-74	26		Alexander Johnson	2004-06	9
	Elvis Rolle	1979-81	26		Uche Echefu	2006-09	9
9.	Rowland Garrett	1970-72	24		Okaro White	2011-14	9
10.	Rick Benson	1952-55	23	39.	Rodney Dobard	1990-93	8
	Willie Williams	1969-70	23		Kirk Luchman	1994-97	8
12.	Michael Polite	1988-91	21		Jonathan Isaac	2016-17	8
	Murray Brown	1977-80	21	42.	Gary Wold	1953-56	6
	Harry Davis	1975-78	21		Carlton Byrd	1974-77	6
15.	Corey Louis	1995-98	19		Solomon Alabi	2008-10	6
	Tat Hunter	1986-89	19	45.	Larry Warren	1974-76	5
17.	Mitchell Wiggins	1982-83	16		Randell Jackson	1996-98	5
	Randy Allen	1984-87	16		Delvon Arrington	1999-02	5
	Al Thornton	2003-07	16		Nigel Dixon	2000-02	5
20.	Irv Thomas	1989-90	15		Tim Pickett	2003-04	5
21.	Tony Dawson	1988-89	14		RaiQuan Gray	2018-21	5
22.	Jerry Shirley	1963-65	13	51.	Jerry Shirley	1963-65	4
	David Thompson	1976-78	13		Bill Glenn	1966-67	4
	Kris Anderson	1977-79, 81	13		Ron King	1971-73	4
	Matthew Cleveland	2022-23	13		Zach Perkins	1973-76	4
26.	Dick Artmeier	1953-56	12		Maurice Robinson	1993-94	4
	Otto Petty	1971-73	12		Ron Hale	1997-00	4
	Zach Perkins	1973-76	12		Antwan Dixon	1999-02	4
	Bob Sura	1992-95	12		Dwayne Bacon	2015-16	4

TRIPLE-DOUBLES

SEASON

	Name, Opponent	Date	Pts.	Rebs.	Assists
1.	Reggie Royals vs. Georgia Southern	Dec. 1, 1972	12	16	10
	Bob Sura vs. NC State	Jan. 15, 1995	19	12	12
	Chris Singleton vs. UNC Greensboro	Nov. 17, 2010	22	11	10*

*Singleton's triple-double included steals

CAREER

	Name, Opponent	Date	Pts.	Rebs.	Assists
1.	Reggie Royals vs. Georgia Southern	Dec. 1, 1972	12	16	10
	Bob Sura vs. NC State	Jan. 15, 1995	19	12	12
	Chris Singleton vs. UNC Greensboro	Nov. 17, 2010	22	11	10*

*Singleton's triple-double included steals

ALL-TIME SCORING

Rank	Name	Years	GP	FGM	FGA	Pct.	3FGM	3FGA	Pct.	FTM	FTA	Pct.	Points	Avg.
1.	Bob Sura	1992-95	119	731	1626	.450	214	640	.334	454	696	.652	2,130	17.9
2.	Jim Oler	1953-56	91	528	1303	.405	761	975	.781				1,817	20.0
3.	James Collins	1994-97	112	645	1433	.450	255	686	.372	248	365	.679	1,793	16.0
4.	Mickey Dillard	1977-81	115	643	1248	.515				448	584	.767	1,734	15.1
5.	Toney Douglas	2007-09	99	560	1251	.448	178	473	.376	357	443	.806	1,655	16.7
6.	Doug Edwards	1991-93	93	621	1194	.520	30	114	.263	332	458	.725	1,604	17.2
7.	George McCloud	1986-89	117	529	1149	.460	201	466	.431	315	405	.778	1,574	13.5
8.	Michael Snaer	2010-13	134	529	1243	.426	196	513	.382	306	391	.783	1,560	11.6
9.	Al Thornton	2004-07	124	546	1034	.528	63	144	.438	366	522	.701	1,521	12.3
10.	Harry Davis	1975-78	108	640	1095	.584				234	384	.609	1,514	14.0
11.	Dave Cowens	1968-70	78	582	1122	.519				315	464	.679	1,479	19.0
12.	Murray Brown	1977-80	106	566	847	.668				338	484	.698	1,470	13.9
13.	Dave Fedor	1960-62	72	585	1174	.498				286	363	.788	1,456	20.2
14.	Randy Allen	1984-87	115	591	1204	.491	0	2	.000	254	411	.618	1,436	12.5
15.	Ham Wenke	1952-55	73	504	1308	.385				396	533	.743	1,404	19.2
16.	Reggie Royals	1971-73	84	580	1181	.491				242	349	.693	1,402	16.7
	Okaro White	2011-14	139	466	944	.494	69	211	.327	401	502	.799	1,402	10.1
18.	Hugh Durham	1957-59	73	470	1230	.382				441	568	.776	1,381	18.9
19.	Chuck Graham	1990-94	118	503	1147	.439	115	333	.345	216	285	.758	1,337	11.3
20.	Terance Mann	2016-19	140	505	915	.558	54	95	.313	258	285	.613	1,322	9.4
21.	Jason Rich	2005-08	129	510	1096	.465	59	197	.299	236	308	.766	1,315	10.2
22.	David Thompson	1976-78	83	571	1213	.471				147	216	.681	1,289	15.5
23.	Tharon Mayes	1988-90	77	466	942	.495	128	337	.380	200	255	.784	1,260	16.4
24.	Ron King	1971-73	64	542	1170	.463				168	230	.730	1,252	19.6
25.	Ron Hale	1997-00	120	423	956	.442	111	339	.327	279	374	.746	1,236	10.3
26.	Xavier Rathan-Mayes	2015-17	100	430	1014	.424	127	432	.292	249	374	.666	1,235	12.4
27.	Sam Cassell	1992-93	66	440	920	.478	108	295	.366	223	304	.734	1,211	18.3
28.	Alton Lee Gipson	1984-85	61	496	986	.503				202	325	.622	1,194	19.6
29.	Delvon Arrington	1999-02	118	413	1014	.407	120	354	.339	227	314	.723	1,173	9.9
30.	Jeff Hogan	1967-69	79	466	975	.478				232	305	.761	1,164	14.7
31.	Tony Dawson	1988-89	60	453	852	.532	26	88	.295	229	313	.732	1,161	19.4
32.	Dwayne Bacon	2016-17	69	418	930	.449	89	285	.312	214	292	.733	1,149	16.7
33.	Trent Forrest	2017-20	137	390	844	.462	27	109	.248	336	449	.748	1,143	8.3
34.	Gary Schull	1964-66	77	408	832	.490				326	472	.691	1,142	14.8
35.	Corey Louis	1995-98	107	447	925	.483	1	4	.250	232	371	.625	1,127	10.5
36.	Devon Bookert	2013-16	131	359	856	.419	188	449	.419	214	270	.793	1,120	8.5
37.	Lawrence McCray	1972-74	84	492	896	.549				127	223	.570	1,111	13.2
38.	Larry Warren	1974-76	78	473	1069	.442				162	212	.764	1,108	14.2
39.	M.J. Walker	2018-21	120	346	911	.380	173	479	.361	212	270	.785	1,074	9.0
40.	Michael Polite	1988-91	99	381	711	.536	11	32	.344	297	450	.660	1,070	10.8
41.	Mitchell Wiggins	1982-83	46	439	798	.550				189	249	.759	1,067	23.2
42.	Pee Wee Barber	1986-87	59	395	802	.493	72	161	.447	200	254	.787	1,062	18.0
43.	Rodney Dobard	1990-93	123	456	779	.585	0	3	.000	146	243	.601	1,058	8.6
44.	Isaiah Swann	2005-08	120	369	835	.442	172	456	.377	143	188	.761	1,053	8.8
45.	Tim Pickett	2003-04	62	352	864	.407	194	529	.367	140	172	.814	1,038	16.7
46.	LaMarr Greer	1995-98	117	364	873	.417	123	380	.324	171	255	.671	1,022	8.7
47.	Tom McLaughlin	1949-52	92	409						201			1,019	11.1
48.	Wayne Smalls	1974-77	104	457	1007	.454				102	135	.756	1,016	9.8
49.	Ray Swain	1960-62	72	403	793	.508				194	304	.638	1,000	13.9
50.	Anthony Richardson	2002-05	119	352	815	.432	63	207	.304	223	289	.772	990	8.3
51.	Jerome Fitchett	1985-88	118	388	675	.575	26	57	.456	175	236	.742	977	8.3
	Ian Miller	2011-14	108	324	807	.401	146	409	.357	183	227	.806	977	9.0
	Phil Cofer	2015-19	133	368	780	.472	89	243	.300	160	239	.667	977	7.8
54.	Tony William	1982-84	84	428	906	.472				113	154	.734	969	11.5
55.	Randell Jackson	1996-98	86	378	797	.474	14	51	.275	193	295	.654	963	11.2
56.	Chris Singleton	2009-11	94	330	785	.420	103	312	.330	196	330	.594	959	10.2
57.	Eugene Harris	1974-76, 78	107	395	795	.497				166	229	.725	956	8.9
58.	Kris Anderson	1977-79, 81	107	371	633	.586				205	271	.756	947	8.9
59.	Michael Joiner	2001-04	120	368	825	.446	92	255	.361	117	181	.646	945	7.9
60.	Greg Grady	1973-76	100	401	708	.566				137	220	.623	939	9.4
61.	Elvis Rolle	1980-81	59	365	629	.580				193	337	.573	923	15.6
62.	Uche Echefu	2006-09	131	294	672	.438	66	213	.310	264	331	.798	918	7.0
63.	Jerry Shirley	1963-65	73	378	794	.476				161	198	.813	917	12.6
64.	Alexander Johnson	2004-06	92	306	589	.520	12	39	.308	276	414	.667	900	9.8
65.	Montay Brandon	2013-16	135	311	669	.465	25	95	.263	252	409	.616	899	6.7
66.	Charlie Long	1961-63	69	370	790	.468				157	231	.680	897	13.0
67.	Tat Hunter	1986-89	117	395	707	.559	0	1	.000	95	184	.516	885	7.6
68.	Deividias Dulkys	2009-12	131	299	799	.384	203	572	.355	75	106	.708	876	6.7
69.	Carlton Byrd	1974-77	105	341	692	.493				186	249	.747	868	8.3
70.	Skip Young	1969-71	74	360	817	.441				142	195	.728	862	11.6
71.	Rowland Garrett	1970-72	76	335	700	.479				177	250	.708	847	11.1
72.	Rick Benson	1952-55	83	328	1104	.297				181			837	10.1
73.	Otis Cole	1972-74	84	364	798	.456				97	134	.724	825	9.8
74.	Dick Artmeier	1953-56	80	296						229			821	10.3
75.	Aaron Thomas	2013-15	76	277	628	.441	52	163	.319	209	271	.771	815	10.7
	Irv Thomas	1989-90	61	317	643	.493	0	5	.000	181	255	.710	815	13.4
77.	Terrell Baker	1998-99	61	271	585	.463	76	237	.321	189	246	.768	807	13.2
78.	Derwin Kitchen	2009-11	90	280	605	.463	61	180	.339	167	232	.720	788	8.8
79.	Aubry Boyd	1988-91	116	265	681	.389	93	292	.318	156	222	.703	779	6.7
80.	Darrel Stewart	1966-68	78	289	622	.465				192	281	.683	770	9.9
81.	Ralph Mims	2005-08	128	222	567	.392	89	254	.350	226	284	.796	759	5.9
82.	Kirk Luchman	1994-97	111	288	538	.535	0	0	.000	176	258	.682	752	6.8
83.	Matthew Cleveland	2022-23	59	290	627	.463	27	94	.287	141	226	.623	748	12.7
84.	Monty Cummings	2001-02	57	260	524	.496	16	50	.320	209	279	.749	745	13.1
85.	Caleb Mills	2022-23	58	357	611	.584	60	187	.321	171	203	.842	745	12.8
86.	Maurice Myrick	1982-85	116	286	610	.469				169	254	.665	741	6.4
87.	Charlie Ward	1991-94	91	263	596	.441	74	229	.323	140	220	.636	740	8.1
88.	Vince Martello	1983-84	53	302	567	.533				130	168	.774	734	13.8
	LaRae Davis	1986-87	55	279	548	.509	80	175	.457	96	123	.780	734	13.3
	Mfondu Kabengele	2018-19	71	249	500	.498	34	91	.377	137	180	.761	734	10.2

ALL-TIME SCORING

Rank	Name	Years	GP	FGM	FGA	Pct.	3FGM	3FGA	Pct.	FTM	FTA	Pct.	Points	Avg.
91.	Todd Galloway	2003-06	123	236	566	.417	92	256	.359	158	245	.645	722	5.9
92.	Adrian Crawford	1999-01	75	244	658	.371	135	375	.360	85	134	.634	708	9.4
93.	Solomon Alabi	2008-10	76	270	506	.534	0	1	.000	164	220	.745	704	9.3
94.	Zach Perkins	1973-76	82	293	626	.468				117	188	.622	703	8.6
	Anthony Polite	2018-22	107	242	555	.436	105	301	.349	120	162	.741	703	6.6
96.	Bill Peacock	1964-66	75	275	574	.479				141	195	.723	691	9.2
97.	Gary Wold	1953-56	78							209	271	.771	689	8.8
98.	Adam Waleskowski	2002-05	122	255	582	.438	48	127	.378	130	174	.747	688	5.6
99.	Damous Anderson	1999-00	50	267	489	.546	54	131	.412	95	142	.669	683	13.7
	Boris Bojanovsky	2013-16	136	244	423	.577				195	282	.691	683	5.0
101.	Antwan Dixon	1999-02	109	235	533	.441	83	243	.342	125	179	.698	678	6.2
102.	Bernard James	2011-12	69	274	427	.627				123	233	.528	671	9.7
103.	Bobby Parks	1978-81	97	244	521	.468				156	213	.732	644	6.6
104.	Willie Williams	1969-70	52	268	482	.556				107	184	.582	643	12.4
	Jan Gies	1968-70	78	245	428	.572				153	206	.743	643	8.2
106.	Bob Whitmer	1951-52	50	233						176	253	.696	642	12.8
107.	Tony Jackson	1977-80	108	256	672	.381				117	214	.547	629	5.8
108.	Ryan Reid	2007-10	126	236	477	.495	1	1	1.000	151	250	.604	624	5.0
109.	Vernell Eltzy	1970-71	52	240	477	.503				142	212	.670	622	12.0
110.	Jerry Westhafer	1951-54	62	261						98			620	10.0
111.	Von Wafer	2004-05	61	214	528	.405	108	296	.365	79	118	.669	615	10.1
112.	RaiQuan Gray	2019-21	89	217	474	.458	27	103	.262	150	205	.732	611	6.9
113.	Otto Petty	1971-73	82	227	530	.428				151	211	.716	605	7.4
114.	Xavier Gibson	2009-12	124	237	485	.489	12	48	.250	119	189	.630	605	4.9
115.	Dean Shaffer	1984-85	59	253	497	.509				94	136	.691	600	10.2
116.	Andrew Wilson	2001-06	129	188	481	.391	110	300	.367	111	145	.766	597	4.6
117.	Luke Loucks	2009-12	136	193	504	.383	88	271	.325	121	1788	.680	595	4.4
118.	Braian Angola	2017-18	69	187	439	.430	85	220	.386	135	164	.823	594	8.6
119.	Pete Roge	1963-65	53	239	508	.470				111	166	.669	589	11.1
120.	Ron Harris	1970-72	84	234	553	.423				110	153	.719	578	6.9
121.	Kerry Thompson	1997-98	64	207	540	.383	50	168	.298	98	143	.685	562	8.8
122.	PJ Savoy	2017-19	92	173	459	.381	142	393	.366	69	91	.749	556	6.1
123.	Christ Koumadje	2016-19	122	239	384	.623	0	2	.000	72	133	.514	550	4.5
124.	James Bozeman	1978-82	71	227	478	.475				85	143	.594	539	7.6
125.	Michael Johnson	1982-84	68	195	395	.494				147	210	.700	537	7.9
126.	Bill Glenn	1966-67	49	241	521	.463				52	66	.788	534	10.9
127.	Malik Beasley	2016	34	185	393	.471	55	142	.387	104	128	.813	529	15.6
	Devin Vassell	2019-20	63	196	413	.475	70	168	.417	67	93	.720	529	8.4
129.	Dick Danford	1966-68	73	207	415	.499				113	183	.617	527	7.2
130.	Malik Osborne	2020-22	72	165	380	.434	60	166	.362	108	141	.766	498	6.9
131.	Jack Davis	1960-62	71	153	439	.349				191	275	.695	497	7.0
132.	Pete Gonzalez	1963-65	67	170	403	.422				155	217	.714	495	7.4
133.	Larry Strom	1957-58	51	191	414	.461				112	159	.704	494	9.7
134.	Bob Hartman	1951	27	193	477	.405	107						493	18.3
135.	Raleigh Choice	1986-87	54	190	371	.512	0	2	.000	95	128	.742	475	8.8
136.	Nigel Dixon	2000-02	85	185	384	.482	0	0	.000	103	219	.470	473	5.6
137.	Andre Reid	1991-95	121	186	404	.460	0	2	.000	100	184	.543	472	3.9
138.	Jim Liteky	1958-59	48	166	470	.353				135	180	.750	467	9.7
139.	Tom Garcia	1955-58	71	151	499	.303				151	205	.737	453	6.4
140.	Lee Benjamin	1949-50	48	197						57			451	9.4
	David Speights	1982-85	90	170	361	.471				111	180	.617	451	5.0
142.	Hank Mann	1975-79	86	194	424	.458				60	124	.484	448	5.2
	Mike Mathews	2001-04	115	175	380	.461				98	163	.601	448	3.9
144.	Bill Weigel	1949-50	48	158							128		444	9.3
145.	CJ Walker	2017-18	68	148	364	.407	56	166	.337	88	126	.698	440	6.5
146.	Dale Klay	1968-69	52	193	418	.462				52	70	.743	438	8.4
147.	Granville Arnold	1983-85	63	141	276	.511				154	189	.815	436	6.9
148.	Don Bates	1959	23	179	495	.362				76	101	.752	434	18.9
149.	Oliver Simmons	1998-00	82	171	373	.458	9	26	.346	80	137	.584	431	5.3
150.	Darin Green	2023-pr	32	150	390	.385	91	250	.364	39	44	.886	430	13.4
151.	Bobby Lovell	1963-65	67	176	356	.494				74	116	.638	426	6.4
152.	Burt Deckel	1958	25	163	457	.357				99	134	.739	425	17.0
153.	Ron Malmen	1965-66	40	177	424	.417				69	88	.784	423	10.6
154.	Bobby Waits	1955-57	56	150	398	.377				117	153	.765	417	7.4
155.	Rufus Ashworth	1960-62	62	164	454	.361				85	124	.685	413	6.7
156.	Derrick Carroll	1993-95	60	147	353	.416	77	213	.362	40	57	.702	411	6.9
157.	Randy Cable	1968-70	76	149	324	.460				106	139	.763	404	5.3
158.	Bob Williams	1955-57	72	150	384	.391				101	175	.577	401	5.6
159.	Dick Kendall	1949-50	43	157						86			400	8.9
160.	Oren Gilmore	1981-82	56	158	310	.510				79	38	.572	395	7.1
161.	Jim Savage	1958-60	70	146	491	.297				91	167	.545	383	5.5
	Jonathan Isaac	2017	32	130	256	.508	31	89	.348	92	118	.780	383	12.0
163.	Duane Gordon	1952-54	56	159						64			382	6.8
164.	Geoff Brower	1995-98	63	134	305	.439	58	168	.345	51	74	.689	377	6.0
165.	Terrance Shannon	2010-13	72	138	304	.454	0	0	.000	98	168	.583	374	5.2
166.	Trevor Harvey	2002-03	57	141	245	.576	0	0	.000	79	141	.560	361	6.3
167.	Rodney Arnold	1980-81	49	121	304	.398				116	156	.744	358	7.3
168.	Joe Farrar	1984-85	55	153	309	.495				50	66	.758	356	6.5
169.	Derrick Mitchell	1988-89	58	121	252	.480	1	2	.500	112	180	.622	355	6.1
170.	Michael Ojo	2013-15, 17	131	126	240	.525				99	174	.569	351	2.7
171.	Kiel Turpin	2013-15	67	141	264	.534	0	2	.000	65	98	.663	347	5.2
172.	Balsa Koprivica	2020-21	51	139	220	.632	1	1	1.000	67	99	.677	346	6.8
173.	John Richter	1959-60	39	133	320	.416				77	136	.566	343	8.8
	Dale Ricketts	1961-63	41	120						103	147	.701	343	8.4
	Wyatt Wilkes	2018-22	105	123	341	.361	82	253	.373	14	23	.609	343	3.3
176.	Jalen Warley	2022-Pr.	63	115	273	.421	19	61	.310	84	124	.677	333	5.3
177.	Jim Lyttle	1966	26	117	259	.452				88	116	.759	322	12.4
178.	Larry Dickson	1948-51	71	114						92			320	4.5
179.	Nate Johnson	2003-04	62	103	271	.380	72	184	.391	35	55	.636	313	5.0

ALL-TIME SCORING

Rank	Name	Years	GP	FGM	FGA	Pct.	3FGM	3FGA	Pct.	FTM	FTA	Pct.	Points	Avg.
180.	RayQuan Evans	2020-Pr.	80	105	250	.398	34	96	.354	116	141	.822	312	6.1
181.	Maurice Robinson	1993-94	59	126	238	.529	0	0	.000	55	98	.561	307	5.2
	Scott Shepherd	1993-96	87	86	241	.357	46	135	.341	89	20	.742	307	3.5
183.	Cam'Ron Fletcher	2022-Pr.	39	117	264	.443	36	103	.349	36	51	.705	306	7.8
184.	Dan Boltz	1958-59	48	113	327	.346				77	132	.583	303	6.3
185.	Cal Huge	1963-64	49	128	327	.391				41	66	.621	297	6.1
186.	Ian Morrison	1967	26	117	303	.386				62	81	.765	296	11.4
187.	Ed Chatman	1979	29	122	270	.452				51	80	.638	295	10.2
188.	Ken Macklin	1969-70	34	119	264	.451				55	65	.846	293	8.6
189.	Ken Leakey	1964-66	61	106	268	.396				75	91	.824	287	4.7
190.	Lou Fischer	1950-52	48	118						48			284	5.9
191.	Stu Gregory	1956-58	50	117						48	87	.552	282	5.6
192.	Jim Smith	1976-78	71	111	233	.476				52	80	.650	274	3.9
193.	Dale Reeves	1962-63	41	101	187	.540				69	122	.566	271	6.6
194.	Jerel Allen	2006-07	65	101	250	.404	45	125	.360	23	36	.639	270	4.2
195.	Patrick Williams	2020	29	95	207	.459	16	50	.320	62	74	.838	268	9.2
196.	Cam Corhen	2022-pr	32	100	183	.267	8	30	.267	57	72	.792	265	8.3
197.	Avery Curry	1995-96	51	84	252	.333	38	120	.317	54	87	.621	260	5.1
198.	Greg Samuel	1971-72	45	92	214	.430				70	92	.761	254	5.6
199.	Pernell Tookes	1979-82	69	100	230	.435				49	65	.754	249	3.6
200.	Scottie Barnes	2021	24	98	195	.503	11	40	.275	41	66	.621	248	10.3
	Bob Ward	1956-57	46	102	288	.354				44	73	.603	248	5.4
202.	Benny Clyde	1973	19	111	216	.514				25	37	.676	247	3.0
203.	Byron Wells	1988-93	73	102	195	.523	9	38	.237	33	59	.559	246	3.4
204.	Larry Gay	1971-73	64	102	216	.472				35	64	.547	239	3.7
205.	Diego Romero	2005-06	61	79	147	.537	14	33	.424	62	100	.620	234	3.8
206.	Jordan DeMercy	2008-10	87	84	204	.412	17	67	.254	43	69	.623	228	2.6
207.	Dick Trobaugh	1950-51	46	86						53	75	.707	225	4.9
208.	David Nichols	2019	35	77	109	.387	35	110	.318	34	49	.694	223	6.4
209.	Lorenzo Hands	1989-91, 93	96	86	212	.406	12	42	.286	38	66	.576	222	2.3
210.	Bud Scott	1951	27	91						36			218	8.1
	Brad Johnson	1988-89	56	73	141	.518	15	42	.357	57	65	.877	218	3.9
212.	Herbie Allen	1976	26	89	169	.527				37	50	.740	215	8.3
213.	Karim Shabazz	1998-99	37	75	146	.514	0	0	.000	60	128	.469	210	5.7
214.	Terry Whisnant	2011-13	55	71	183	.388	43	130	.331	24	27	.889	209	3.8
215.	Casaan Breeden	2006-08	66	76	171	.444	18	58	.310	38	51	.745	208	3.2
216.	David White	1988-91	113	83	172	.483	9	26	.346	32	99	.323	207	1.8
217.	Otis Johnson	1973	26	86	172	.500				27	47	.574	199	7.7
	Tom Burst	1952-55	62	75						49			199	3.2
219.	John Burt	1969-71	55	84	212	.396				28	54	.519	196	3.6
220.	Tony Karasek	1986-87	38	76	162	.469	0	0	.000	36	60	.600	188	4.9
	Naheem McLeod	2022-23	46	81	136	.596	0	0	.000	26	57	.456	188	4.1
222.	Bill Kratzert	1948-49	20	65						53			183	9.2
223.	John Butler	2022	39	69	166	.416	33	84	.393	11	25	.440	182	5.9
224.	Bud Marsee	1951-52	25	75						31			181	7.2
	Wally Dale	1962-63	36	78	181	.431				25	38	.658	181	5.0
226.	David Shaffer	1986	23	68	144	.472				41	58	.707	177	7.7
	Ken Doyle	1966-68	53	61	131	.466				55	88	.625	177	3.3
	Jon Kreft	2011-12	60	67	143	.469	0	0	.000	43	72	.597	177	3.0
229.	Bobby Ek	1962-64	56	70	158	.443				29	50	.580	169	3.0
230.	Tanor Ngom	2021-22	43	61	100	.610	2	10	.200	44	53	.830	168	3.9
231.	Fred Twomey	1955-57	53	51	172	.297				65	112	.580	167	3.2
232.	Charlie Tinsley	1959	21	68	146	.466				27	61	.443	163	7.8
233.	Orlando Wyman	1948-51	65	60						42			162	2.5
234.	Faurest Coogle	1961-63	36	53	114	.465				53	88	.602	159	4.4
235.	Tim Edney	1960-62	46	46	119	.387				66	106	.623	158	3.4
	Bob Pence	1949-53	65	59						40			158	2.4
237.	Bill Phillips	1964-66	55	54	128	.422				49	144	.340	156	2.8
238.	Dave Ross	1967-68	48	45	128	.352				65	100	.650	155	3.2
239.	Robert Gilchrist	2013-14	61	68	153	.444	4	17	.235	14	39	.359	154	2.5
240.	Art Adams	1949	23	64	15								143	6.2
241.	Jim Pavy	1948-49	34	53	35								141	4.1
	Bobby Miles	1982-84	65	53	121	.438				35	54	.648	141	2.2
243.	Raphael Phillip	1982-83	48	50	118	.424				36	60	.600	136	2.8
244.	Brian Murphy	1965-67	67	39	121	.322				57	87	.655	135	2.0
245.	Chad Copeland	1990-91	41	29	95	.305	15	45	.333	61	81	.753	134	3.3
246.	Sardaar Calhoun	2021	25	49	116	.422	23	58	.397	12	14	.857	133	5.3
247.	Bob DePathy	1968	27	53	123	.431				24	40	.600	130	4.8
248.	Fred Woodward	1958-60	30	53	125	.424				23	25	.920	129	4.3
249.	Benji Bell	2016	33	39	99	.294	23	54	.426	25	45	.556	126	3.8
250.	Tom Dellahan	1953-54	31	49						26			124	4.0
251.	Bill Cotton	1960-61	17	47						29	37	.784	123	7.2
	Dominik Olejniczak	2020	29	55	90	.611	0	0	.000	13	19	.684	123	4.2
253.	Jim Tom Richardson	1952-53	24	49	159	.308				22	39	.564	120	5.0
	Devonaire Deas	1997-98	52	43	116	.371	10	33	.303	24	39	.615	120	2.3
255.	Nathanael Jack	2020-21	32	38	94	.404	28	79	.354	7	10	.700	111	3.5
256.	Ernest Williams	1948	13	36						38			110	8.5
	Irv Quinn	1951-52	27	46						18			110	4.1
258.	Jeff Peterson	2012	34	42	99	.424	6	27	.222	17	31	.548	107	3.1
259.	Chandler Jackson	2023-pr	29	37	92	.402	12	32	.375	19	25	.760	105	3.6
260.	Harrison Prieto	2018-22	48	44	77	.571	1	24	.458	5	15	.333	104	2.2
261.	Emanuel Mathis	1999-00	42	30	89	.337	17	54	.315	21	29	.724	98	2.3
262.	Ken Bush	1969	19	42	88	.477				13	21	.619	97	5.1
	Justin Mott	1999-00	59	32	89	.360	0	0	.000	33	59	.559	97	1.6
	David Anderson	2000-02	70	37	98	.378	0	0	.000	23	41	.561	97	1.4
265.	Julian Vaughn	2008	31	35	68	.515	0	2	.000	22	32	.688	92	3.0
266.	Joe Williams	1957-59	53	33	127	.260	24	35				.686	90	1.7
	Brandon Allen	2014-15, 17-18	75	33	73	.452	18	46	.391	6	6	1.000	90	1.2
268.	J.D. Bracy	2002	22	32	95	.337	14	51	.275	11	16	.688	89	4.0

ALL-TIME SCORING

Rank	Name	Years	GP	FGM	FGA	Pct.	3FGM	3FGA	Pct.	FTM	FTA	Pct.	Points	Avg
269.	Ron Miller	1990-92	44	29	66	.439	15	33	.455	15	22	.682	88	2.0
270.	Derrick Myers	1991	32	23	51	.451	3	10	.300	36	44	.818	85	2.7
271.	Ted Hewitt	1949-51	22	30						21			81	3.7
272.	Robbie Berwick	2015	33	26	89	.292	19	63	.302	9	17	.579	80	2.4
273.	Ike Obiagu	2018	34	33	57	.579	0	0	.000	12	38	.316	78	2.3
274.	Bob Chassee	1974-75	33	33	57	.579				11	30	.367	77	2.3
275.	Ralph Chaudron	1948	17	28						20			76	4.5
	Joe Westhafer	1957-58	35	25	73	.342				26	46	.565	76	2.2
277.	Tim Wooden	1995-96	36	32	58	.552	1	2	.500	9	18	.500	74	2.1
278.	Dennis Burke	1973-74	28	33	75	.440				5	6	.833	71	2.5
279.	Reggie Meadows	1983	8	27	62	.435				16	25	.640	70	8.8
	Charles Fairchild	1965-66	28	21	66	.318				28	38	.737	70	2.5
	Matt Chlebek	1998-00	60	22	73	.301	15	45	.333	11	16	.688	70	1.2
282.	Ronnie Watson	1982-84	52	22	73	.301				23	27	.852	67	1.3
283.	Hosea Maxwell	1948	12	28						10			66	5.5
	Carl Reynolds	1968-69	29	24	72	.333				18	30	.600	66	2.3
285.	Sheldon Hilaman	1948-49	18	24						17			65	3.6
	Ronald Thompson	1998-99	42	24	67	.358	1	4	.250	16	28	.571	65	1.5
	Ronald Nettles	1948-51	56	25						15			65	1.2
288.	Roger Freudenstein	1960	8	25	68	.368				14	24	.583	64	8.0
	Ben McCrary	1948	14	23						18			64	4.6
	Gentry Sparks	1996-97	25	25	51	.490	3	8	.375	11	21	.524	64	2.6
	Baba Miller	2022-pr	15	27	57	.474	7	28	.250	3	10	.300	64	4.3
292.	Rodney Tucker	2000	29	23	62	.371	0	0	.000	16	37	.432	62	2.1
293.	Jerry Smith	1960-61	27	25	70	.357				9	19	.474	59	2.2
294.	Craig Mateer	1986-87	42	23	63	.365	2	14	.143	10	20	.500	58	1.4
295.	Jesse Salters	1991	25	23	49	.469	0	1	.000	11	19	.579	57	2.3
296.	Thomas Mabry	1985-86	37	16	40	.400				24	33	.727	56	1.5
	Bob Casteel	1957-58,60	41	17	72	.236				22	53	.415	56	1.4
298.	Don Biggs	1966	21	21	43	.488				13	18	.722	55	2.6
299.	Jonathan Kerner	1993-94	28	19	34	.559	0	0	.000	16	25	.640	54	1.9
	Tony Carter	1985-87	34	22	55	.400	0	1	.000	10	14	.714	54	1.6
301.	Brian Hoff	2006-09	46	19	45	.422	10	25	.400	5	8	.625	53	1.2
302.	Matt Zitani	2006-08	42	21	50	.420	7	20	.350	3	5	.600	52	1.2
303.	Ed Wursbach	1954-56	31	18						15			51	1.6
	Donnie Kuhl	1977-79,81	34	20	37	.541				11	17	.647	51	1.5
305.	Benson Callier	2003-04	30	16	48	.333	6	13	.462	10	16	.625	48	1.6
306.	Kyle Mulligan	1995-98	32	16	42	.381	1	3	.333	13	27	.481	46	1.4
307.	Tom House	2023-pr	30	13	54	.241	10	41	.244	9	12	.750	45	1.5
308.	Billy O'Steen	1948	11	19						6			44	4.0
309.	Ross Winter	1963	13	18	50	.360				7	9	.778	43	3.3
310.	Bud Whitehead	1960	15	15	36	.417				12	17	.706	42	2.8
311.	Dave Macomber	1969-71	34	17	42	.405				7	16	.438	41	1.2
312.	H.B. Marcum	1953	9	13						13			39	4.3
	Archie Aldridge	1974	14	13	31	.419				13	16	.813	39	2.8
314.	Quincy Ballard	2021-22	36	17	24	.708	0	0	.000	4	13	.308	38	1.1
315.	Wayne Patton	1954-56	26	12						13			37	1.4
	Pierre Jordan	2009-11	39	15	53	.283	4	21	.190	3	5	.600	37	0.9
317.	Derek Grooms	1981	18	11	27	.407				14	22	.636	36	2.0
	De'Ante Green	2023-pr	24	14	24	.583	4	10	.400	4	10	.400	36	1.5
319.	Greg Collinsworth	1979-81	26	12	29	.414				9	12	.750	33	1.3
320.	Jack Merriman	1951	5	12						6			30	6.0
321.	Datshawn Warkins	2015	22	7	25	.280	1	8	.125	14	21	.667	29	1.3
	Andre Cooper	1994	7	12	30	.400	1	6	.167	4	9	.444	29	4.1
323.	Antonio Griffin	2005	9	11	22	.500	3	5	.600	3	9	.333	28	3.1
	George Edmiston	1950	14	5						18			28	2.0
	Cyrill Stitt	1973-75	15	14	33	.424				0	1	.000	28	1.9
	Jerry Cox	1978-80	21	7	22	.318				14	22	.636	28	1.3
327.	Kelvin McClendon	1996	9	9	28	.321	2	6	.333	7	15	.467	27	3.0
	Joey Barnes	1988-90	28	11	33	.333	2	13	.154	3	8	.375	27	1.0
329.	George Folliard	1949-50	8	10						5			25	3.1
	Ray Donald	1992	21	10	28	.357	0	2	.000	5	6	.833	25	1.2
331.	Jim Hardesty	1952	8	10	36	.278				4	7	.571	24	3.0
	Justin Lindner	2018-22	30	9	23	.391	2	8	.250	4	6	.667	24	0.8
333.	Marcell Haywood	2001-03	48	8	15	.533	0	0	.000	7	20	.350	23	0.5
334.	Joey Moreau	2010-13	29	4	15	.267	4	12	.333	10	10	1.000	22	0.8
335.	Travis Light	2018-21	30	7	24	.292	6	23	.261	2	2	1.000	22	0.7
336.	Edwin Reeves	1954	11	4						13			21	1.9
	Roy Glover	1970-71	14	9	37	.243				3	10	.300	21	1.5
338.	Nick Bryant	1994	9	2	8	.250	1	3	.333	15	17	.882	20	2.2
	Michael Saxton	2015-16	14	8	17	.471	4	10	.400	0	0	.000	20	1.4
340.	Scott Wilkes	1982-83	22	7	21	.333				4	8	.500	18	0.8
341.	George Kallish	1953	6	6						5			17	2.8
	Bill Archer	1959	13	6	16	.375				5	8	.625	17	1.3
	Ryan Lowery	2001-02	32	6	29	.207	3	14	.214	2	3	.667	17	0.5
344.	Jim Wallace	1964	6	7	10	.700				1	4	.250	15	2.5
	Jon Fedor	1988	16	6	19	.316	0	0	.000	3	11	.273	15	0.9
346.	Darryll Mahoney	1956	9	6	12	.500				2	3	.667	14	1.6
347.	Clyde Eads	1961	4	5						2	6	.333	12	3.0
	Jerry Ellenwood	1952	5	5						2			12	2.4
	Tom Nissalke	1954	7	4						4			12	1.7
	Ed Young	1980-81	19	4	20	.200				4	9	.444	12	0.6
351.	Malcolm Nicholas	1991	6	3	7	.429	1	2	.500	4	9	.444	11	1.8
352.	John Harrison	1974-75	8	4	8	.500				2	7	.286	10	1.3
	Stephen Gruhl	1992-93	11	4	11	.364	0	0	.000	2	5	.400	10	0.9
	Rafael Portuondo	2011-13	16	3	8	.375	1	2	.500	2	4	.500	10	0.6
355.	Larry Bulger	1964	1	3	3					3	3	1.00	9	9.0
	John Amick	1972	11	3	10	.300				3	3	1.00	9	0.8
	Josue Soto	2007	13	4	11	.364	0	4	.000	1	4	.250	9	0.7

ALL-TIME SCORING

Rank	Name	Years	GP	FGM	FGA	Pct.	3FGM	3FGA	Pct.	FTM	FTA	Pct.	Points	Avg
358.	Chuck Miller	1952	5	3						2			8	1.6
	Emanuel Gordon	2003-04	9	3	5	.600	2	3	.667	0	0	.000	8	0.9
	Isaac Spainhour	2021-Pr.	12	3	11	.273	2	8	.250	0	0	.000	8	0.7
361.	Mark Gilbert	1975	6	2	2	1.00				3	7	.429	7	1.2
	David Grabuloff	1994	8	2	8	.250	0	2	.000	3	4	.750	7	0.9
	Antwan Space	2012	10	3	11	.273	0	3	.000	1	1	1.000	7	0.7
	Terry Martin	1985	11	2	6	.333				3	3	1.00	7	0.6
	Will Miles	2018-21	27	3	16	.188	0	4	.000	1	2	.500	7	0.3
366.	Bob Albertson	1952	4	3						0			6	1.5
	Bob Wilcox	1952	5	1						4			6	1.2
	Bob Cummings	1950	6	2						2			6	1.0
	Dave Vetica	1977	8	3	7	.429				0	4	.000	6	0.8
	Steve Summers	1967	9	3	5	.600				0	1	.000	6	0.7
	Joell Hopkins	2014	13	2	6	.333	0	2	.000	2	8	.250	6	0.5
	Sola Adebisi	2023-pr	8	2	2	1.000	0	0	.000	2	2	1.000	6	0.9
373.	Dwight Osha	1950	1	2						1			5	5.0
	Adrian McPherson	2002	3	1	2	.500	1	1	1.00	2	2	1.00	5	1.7
	John Bloodworth	1966	7	2	12	.167				1	1	1.00	5	0.7
	Andrew Rutledge	2010-11	8	2	8	.250	1	3	.333	0	0	.000	5	0.6
	Jack Wilson	1948	9	2						1			5	0.6
378.	Dan Mady	1950	1	2						0			4	4.0
	Brook Bishop	1952	1	2						0			4	4.0
	Lenny Hall	1967	1	2	2	1.00				0	0	.000	4	4.0
	Billy Parker	1948	3	1						2			4	1.3
	Gerald Smith	1952	3	2						0			4	1.3
	Jay Nasworthy	1994-96	3	2	2	1.00	0	0	.000	0	0	.000	4	1.3
	Ben Engstrom	2005	5	2	3	.667	0	0	.000	0	0	.000	4	0.8
	Ramone Penny	2004	6	0	2	.000	0	1	.000	4	6	.667	4	0.7
	David Brownyard	1973-74	9	1	6	.167				2	3	.667	4	0.4
387.	Mark Brodie	1975	4	1	8	.125				1	1	1.00	3	0.8
	Jordan Bolton	2008	4	1	4	.250	1	3	.333	0	0	.000	3	0.8
	Jerry Hohne	1959	5	1	4	.250				1	2	.500	3	0.6
	Marvin Haynes	1980	5	1	4	.250				1	2	.500	3	0.6
	Lance Kimrey	1969-70	6	0	4	.000				3	4	.750	3	0.5
	Bill Giswold	1963	7	1	2	.500				1	4	.250	3	0.4
	Ben O'Donnell	2008	8	1	4	.250	1	3	.333	0	0	.000	3	0.4
	Blake Miles	1989-90	11	1	4	.250	1	1	1.00	0	1	.000	3	0.3
	Nate Moran	2001-03	15	0	9	.000	0	6	.000	3	4	.750	3	0.2
	Marquez White	2014	6	1	2	.500	1	2	.500	0	0	.000	3	0.5
397.	Howard Calhoun	1948	1	1						0			2	2.0
	John Pierce	1948	1	1						0			2	2.0
	Bob Gemming	1964	1	1						0	0	.000	2	2.0
	Sonny Detmer	1965		1	2	.500				0	0	.000	2	2.0
	Bob Comparato	1967	1	0	0	.000				2	2	1.00	2	2.0
	Russ Forkey	1967	1	1	5	.200				0	0	.000	2	2.0
	Ron Nemergut	1971	1	1	3	.333				0	1	.000	2	2.0
	Ron Ealy	1978	1	0	3	.000				2	3	.667	2	2.0
	Calvin Collins	1949	2	1						0			2	1.0
	Jim Geller	1967	2	1	1	1.00				0	0	.000	2	1.0
	Maurice Stanfill	1949	3	0						2			2	0.7
	Tim Barrow	1968	3	1	2	.500				0	0	.000	2	0.7
	Jeff Coleman	1982	3	1	1	1.00				0	0	.000	2	0.7
	Alton Sheffield	1998	3	1	2	.500	0	0	.000	0	0	.000	2	0.7
	Brock Daniels	1999	3	0	3	.000	0	0	.000	2	2	1.00	2	0.7
	Eric Larson	1986	4	0	3	.000				2	3	.667	2	0.5
	Aaron Morris	1999	4	0	4	.000	0	1	.000	2	2	1.000	2	0.5
	Chris Hull	1999-00	5	1	4	.250	0	1	.000	0	0	.000	2	0.4
	Will Wightman	2003	8	1	4	.250	0	2	.000	0	0	.000	2	0.3
	Gibson Pierre	1998-99	11	1	1	1.000	0	0	.000	0	0	.000	2	0.2
	A.J. Yawn	2010-11	11	0	8	.000	0	2	.000	2	10	.200	2	0.2
418.	Charlie Fellows	1948-49	3	0						1			1	0.3
	Val Hinton	1964	3	0	0	.000				1	1	1.000	1	0.3
	Steve Bakich	1984	3	0	0	.000				1	2	.500	1	0.3
	Levi Osborne	2000	3	0	0	.000	0	0	.000	1	2	.500	1	0.3
	Bob McKay	1949	4	0						1			1	0.3
	Booney Crawford	1982	5	0	3	.000				1	2	.500	1	0.2
	Mike Kundid	1976-77	7	0	7	.000				1	2	.500	1	0.1
425.	Wendell Barnes	1948	1	0						0			0	0.0
	Slick Edwards	1948	1	0						0			0	0.0
	Ray Schoneck	1948	1	0						0			0	0.0
	Don Williams	1948	1	0						0			0	0.0
	Don Grant	1948	1	0						0			0	0.0
	Bill Falzone	1949	1	0						0			0	0.0
	Lee Corso	1956	1	0	0	.000				0	0	.000	0	0.0
	Merle Bryant	1957	1	0						0			0	0.0
	Charlie Rodgers	1958	1	0	0	.000				0		.000	0	0.0
	Mohler Hobbs	1959	1	0	0	.000				0	1	.000	0	0.0
	Denny Parker	1969	1	0	0	.000				0	0	.000	0	0.0
	Tommy Polley	1997	1	0	1	.000	0	0	.000	0	0	.000	0	0.0
	Eddie Vanderwerff	2009	1	0	1	.000	0	0	.000	0	0	.000	0	0.0
	Bobby Roesch	1948	2	0						0			0	0.0
	Bill Wright	1972	2	0	1	.000				0	0	.000	0	0.0
	Curtis Azama	1994	2	0	1	.000	0	0	.000	0	0	.000	0	0.0
	Marcel Thomas	1998	2	0	2	.000	0	0	.000	0	0	.000	0	0.0
	Andrew Skwara	1999	2	0	0	.000	0	0	.000	0	0	.000	0	0.0
	Rick Campbell	1967	3	0	6	.000				0	0	.000	0	0.0
	Jim Calkin	1972	3	0	0	.000				0	1	.000	0	0.0
	Scott Matchett	1980-81	3	0	1	.000				0	0	.000	0	0.0
	Ansley Abraham	1974	4	0	3	.000				0	0	.000	0	0.0
	Scott Porter	1992-93	4	0	3	.000	0	0	.000	0	0	.000	0	0.0

ALL-TIME SCORING

Rank	Name	Years	GP	FGM	FGA	Pct.	3FGM	3FGA	Pct.	FTM	FTA	Pct.	Points	Avg
	Cleveland Yates	2020-2023	13	0	3	.000	0	0	.000	0	0	.000	0	0.0
	RJ Morris	2023-pr	4	0	1	.000	0	0	.000	0	0	.000	0	0.0
	Michael Brown	2022-pr	3	0	0	.000	0	0	.000	0	0	.000	0	0.0
	David MacPhee	1987	5	0	5	.000	0	1	.000	0	1	.000	0	0.0
	Pete Murray	2001	5	0	1	.000	0	0	.000	0	2	.000	0	0.0
	Steve Dillard	1981	6	0	3	.000				0	0	.000	0	0.0
	Adam Krieg	2002	8	0	1	.000	0	0	.000	0	0	.000	0	0.0
	Orenn Fells	2003	8	0	1	.000	0	0	.000	0	5	.000	0	0.0
	Ty Hands	2020	2	0	1	.000	0	1	.000	0	0	.000	0	0.0
	Max Thorpe	2021-pr	8	0	2	.000	0	1	.000	0	0	.000	0	0.0
	Boe Averitt	1952	2	0						0			0	0.0
	Don Alford	1955	2	0	1	.000				0	0	.000	0	0.0
	John Wood	1956	2	0	0	.000				0	0	.000	0	0.0
	John Strasemeier	1961	2	0	0					0		.000	0	0.0
	Artie Fryer	1972	2	0	1	.000	0	1	.000	0			0	0.0

ALL-TIME LEADERS

ALL-TIME LEADERS BY CATEGORY

SCORING

Game:.....46...Ron King vs. Georgia Southern (Feb. 11, 1971)
 Season:.....751...Toney Douglas (2008-09)
 Freshman:.....546...Dwayne Bacon (2015-16)
 Sophomore:.....675...Bob Sura (1992-93)
 Junior:.....635...Mickey Dillard (1979-80)
 Senior:.....751...Toney Douglas (2008-09)
 Career:.....2,130...Bob Sura (1991-95)

SCORING AVERAGE

Season:.....29.7...Jim Oler (1955-56)
 Freshman:.....15.8...Dwayne Bacon (2015-16)
 Sophomore:.....22.7...Ron King (1970-71)
 Junior:.....23.8...Mitchell Wiggins (1981-82)
 Senior:.....29.7...Jim Oler (1955-56)
 Career:.....23.2...Mitchell Wiggins (1981-83)

REBOUNDS

Game:.....32...Rick Benson vs. Florida Southern (Jan. 7, 1955)
 Season:.....456...Dave Cowens (1967-68)
 Freshman:.....251...Jonathan Isaac (2016-17)
 Sophomore:.....456...Dave Cowens (1967-68)
 Junior:.....437...Dave Cowens (1968-69)
 Senior:.....447...Rick Benson (1954-55)

REBOUNDING AVERAGE

Season:.....17.5...Dave Cowens (1968-69)
 Freshman:.....7.8...Corey Louis (1994-95)
 Sophomore:.....7.8...Jonathan Isaac (2016-17)
 Sophomore:.....17.0...Dave Cowens (1967-68)
 Junior:.....17.5...Dave Cowens (1968-69)
 Senior:.....17.2...Dave Cowens (1969-70)
 Career:.....17.2...Dave Cowens (1967-70)

ASSISTS

Game:.....16...Otto Petty vs. South Alabama (Jan. 19, 1972)
 16...Tony William vs. Jacksonville (Feb. 12, 1983)
 Season:.....227...Otto Petty (1970-71)
 Freshman:.....181...Delvon Arrington (1998-99)
 Sophomore:.....227...Otto Petty (1970-71)
 Junior:.....184...Kerry Thompson (1996-97)
 Senior:.....215...Tony William (1983-84)
 Career:.....688...Delvon Arrington (1998-02)

STEALS

Game:.....9...Tony William vs. Memphis State (Feb. 26, 2983)
 9...Charlie Ward vs. South Carolina (March 2, 1991)
 9...Bob Sura vs. Georgia Tech (March 2, 1995)
 Season:.....97...Sam Cassell (1992-93)
 Freshman:.....71...Charlie Ward (1990-91)
 Sophomore:.....75...Charlie Ward (1991-92)
 Junior:.....90...Toney Douglas (2007-08)
 Senior:.....82...Tim Pickett (2003-04)
 Career:.....238...Charlie Ward (1990-94)

BLOCKED SHOTS

Game:.....9...Andre Reid vs. Bethune-Cookman (Dec. 5, 1993)
 9...Corey Louis vs. Maryland (Jan. 10, 1995)
 Season:.....111...Rodney Dobard (1992-93)
 Freshman:.....74...Corey Louis (1994-95)
 Sophomore:.....75...Solomon Alabi (2009-10)
 Junior:.....82...Bernard James (2010-2011)
 Senior:.....111...Rodney Dobard (1992-93)
 Career:.....240...Rodney Dobard (1989-93)

FIELD GOAL PERCENTAGE

Game:.....1,000...Tat Hunter at Tampa (Nov. 23, 1985) (10-10)
 1,000...Doug Edwards vs. UNCA (Jan. 2, 1992) (10-10)
 Season:.....691...Murray Brown (1978-79)
 Career:.....668...Murray Brown (1976-80)

FIELD GOALS MADE

Game:.....21...Ron King vs. Georgia Southern (Feb. 11, 1971)
 Season:.....262...Ron King (1970-71)
 Freshman:.....197...Dwayne Bacon (2015-16)
 Sophomore:.....262...Ron King (1970-71)
 Junior:.....260...Alton Lee Gipson (1983-84)
 Senior:.....244...Al Thornton (2006-07)
 Career:.....731...Bob Sura (1991-95)

FIELD GOALS ATTEMPTED

Game:.....37...Ham Wernke vs. Tampa (Feb. 14, 1953)
 Season:.....558...Ron King (1971-72)
 Freshman:.....441...Dwayne Bacon (2015-16)
 Sophomore:.....533...Bob Sura (1992-93)
 Junior:.....558...Ron King (1971-72)
 Senior:.....536...Toney Douglas (2008-09)
 Career:.....1,626...Bob Sura (1991-95)

THREE-POINT FIELD GOALS MADE

Game:.....10...George McCloud at La Salle (Feb. 23, 1989)
 Season:.....115...George McCloud (1988-89)
 Freshman:.....55...Malik Beasley (2015-16)
 Sophomore:.....73...Bob Sura (1992-93)
 Junior:.....84...Tim Pickett (2002-03)
 Senior:.....115...George McCloud (1988-89)
 Career:.....255...James Collins (1993-97)

THREE-POINT FIELD GOALS ATTEMPTED

Game:.....17...George McCloud at La Salle (Feb. 23, 1989)
 Season:.....270...Tim Pickett (2003-04)
 Freshman:.....110...Malik Beasley (2015-16)
 Sophomore:.....220...Bob Sura (1992-93)
 Junior:.....259...Tim Pickett (2002-03)
 Senior:.....270...Tim Pickett (2003-04)
 Career:.....686...James Collins (1993-97)

FREE THROW PERCENTAGE

Game:.....1,000...Bob Sura vs. USF (Nov. 29, 1994) (16-16)
 Season:.....895...Ken Macklin (1969-70)
 Career:.....842...Caleb Mills (2022-23)

FREE THROWS MADE

Game:.....22...Jim Oler at Rollins (Jan. 31, 1955)
 22...Jim Oler vs. Morningside (Dec. 16, 1955)
 Season:.....310...Jim Oler (1955-56)
 Freshman:.....110...Malik Beasley (2015-16)
 Sophomore:.....155...Hugh Durham (1956-57)
 Junior:.....221...Jim Oler (1954-55)
 Senior:.....310...Jim Oler (1955-56)
 Career:.....761...Jim Oler (1952-56)

FREE THROWS ATTEMPTED

Game:.....30...Jim Oler vs. Morningside (Dec. 16, 1955)
 Season:.....380...Jim Oler (1955-56)
 Freshman:.....157...Alexander Johnson (2003-04)
 Sophomore:.....213...Hugh Durham (1956-57)
 Junior:.....289...Jim Oler (1954-55)
 Senior:.....380...Jim Oler (1955-56)
 Career:.....975...Jim Oler (1952-56)

GAMES PLAYED

Season:.....37...Mfiondu Kabengele (2018-19)
 37...Terance Mann (2018-19)
 37...Trent Forrest (2018-19)
 37...Christ Koumadje (2018-19)
 37...PJ Savoy (2018-19)
 Career:.....140...Terance Mann (2016-19)
 Consecutive
 Consecutive Games
 Played in a Career: ...139...Okaro White (2011-14)

GAMES STARTED

Season:.....36...Montay Brandon (2013-14)
 Career:.....122...Montay Brandon (2015-16)
 Consecutive
 In a Career:.....110...Delvon Arrington (1999-02)



Jonathan Isaac, who was the No. 6 overall selection in the 2017 NBA Draft by the Orlando Magic, led Florida State to the 2017 NCAA Tournament -- his only season as a Seminole. He was named to the ACC All-Rookie team as a freshman.

STATISTICS BY CLASS

FRESHMEN

TOTAL POINTS

1. Dwayne Bacon	2015-16	536
2. Malik Beasley	2015-16	529
3. Xavier Rathan-Mayes	2014-15	476
4. Jonathan Isaac	2016-17	383
5. Bob Sura	1991-92	380
6. Matthew Cleveland	2021-22	333
7. Chuck Graham	1989-90	314
8. Alexander Johnson	2003-04	312
9. James Collins	1993-94	298
10. Corey Louis	1994-95	295
Solomon Alabi	2008-09	295

POINTS PER GAME

1. Dwayne Bacon	2015-16	15.8
2. Malik Beasley	2015-16	15.6
3. Xavier Rathan-Mayes	2014-15	14.9
4. Bob Sura	1991-92	12.3
5. Jonathan Isaac	2016-17	12.0
6. Matthew Cleveland	2021-22	11.5
6. James Collins	1993-94	11.0
7. Corey Louis	1994-95	10.9
8. Scottie Barnes	2020-21	10.3
9. Chuck Graham	1989-90	10.1
10. Alexander Johnson	2003-04	9.5
Randell Jackson	1995-96	9.5

REBOUNDS

1. Jonathan Isaac	2016-17	251
2. Corey Louis	1994-95	210
3. Solomon Alabi	2008-09	197
Dwayne Bacon	2015-16	197
5. Malik Beasley	2015-16	180
6. Michael Joiner	2000-01	179
7. Chris Singleton	2008-09	172
8. Mfiondu Kabengele	2017-18	158
8. Phil Cofer	2014-15	149
0. Randy Allen	1983-84	148

REBOUNDS PER GAME

1. Corey Louis	1994-95	7.8
Jonathan Isaac	2016-17	7.8
3. Michael Joiner	2000-01	6.0
4. Dwayne Bacon	2015-16	6.8
5. Harry Davis	1974-75	5.7
6. Solomon Alabi	2008-09	5.6
Malik Beasley	2015-16	5.6
8. Randell Jackson	1995-96	5.3
9. Kris Anderson	1976-77	5.1
10. Randy Allen	1983-84	4.9
Chris Singleton	2008-09	4.9

ASSISTS

1. Delvon Arrington	1998-99	181
2. Xavier Rathan-Mayes	2014-15	137
3. Charlie Ward	1990-91	103
4. Scottie Barnes	2020-21	98
5. Todd Galloway	2002-03	97
6. Carlton Byrd	1973-74	91
7. Devon Bookert	2012-13	80
8. LaMarr Greer	1994-95	78
Jalen Warley	2021-22	78
10. Bob Sura	1991-92	76

STEALS

1. Charlie Ward	1990-91	71
2. Delvon Arrington	1998-99	64
3. Chris Singleton	2008-09	54
4. Trent Forrest	2016-17	43
5. Bob Sura	1991-92	41
6. James Collins	1993-94	37
Jonathan Isaac	2016-17	37
Jalen Warley	2021-22	37
9. Xavier Rathan-Mayes	2014-15	35
Scottie Barnes	2020-21	35
10. LaMarr Greer	1994-95	34

BLOCKED SHOTS

1. Corey Louis	1994-95	74
2. Solomon Alabi	2008-09	73
3. Ike Obiagu	2017-18	71
4. Jonathan Isaac	2016-17	49
5. Chris Singleton	2008-09	47

6. Karim Shabazz	1997-98	37
7. Rodney Dobard	1989-90	36
8. John Butler	2021-22	36
9. Andre Reid	1990-91	34
10. Randell Jackson	1995-96	30
Patrick Williams	2019-20	30

FIELD GOALS MADE

1. Dwayne Bacon	2015-16	197
2. Malik Beasley	2015-16	185
3. Xavier Rathan-Mayes	2014-15	165
4. Matthew Cleveland	2021-22	133
5. Jonathan Isaac	2016-17	130
6. Chuck Graham	1989-90	126
7. Bob Sura	1991-92	124
8. Solomon Alabi	2008-09	122
9. Corey Louis	1994-95	120
10. Jim Lyttle	1965-66	116

FIELD GOAL ATTEMPTS

1. Dwayne Bacon	2015-16	441
2. Xavier Rathan-Mayes	2014-15	397
3. Malik Beasley	2015-16	393
4. Matthew Cleveland	2021-22	294
5. James Collins	1993-94	270
6. Chuck Graham	1989-90	269
Bob Sura	1991-92	269
8. Corey Louis	1994-95	267
9. Jonathan Isaac	2016-17	256
10. Jim Lyttle	1965-66	254
Michael Joiner	2000-01	254

THREE-POINT SHOTS MADE

1. Malik Beasley	2015-16	55
2. Xavier Rathan-Mayes	2014-15	48
3. Von Wafer	2003-04	43
4. M.J. Walker	2017-18	41
5. James Collins	1993-94	39
6. Bob Sura	1991-92	38
7. Chris Singleton	2008-09	34
8. John Butler	2021-22	33
9. Devon Bookert	2012-13	32
Dwayne Bacon	2015-16	32

THREE-POINT ATTEMPTS

1. Xavier Rathan-Mayes	2014-15	142
Malik Beasley	2015-16	142
3. Von Wafer	2003-04	132
4. James Collins	1993-94	120
5. M.J. Walker	2017-18	119
6. Dwayne Bacon	2015-16	114
7. Chris Singleton	2008-09	102
8. Bob Sura	1991-92	98
Delvidas Dulkys	2008-09	98
10. Jonathan Isaac	2016-17	89

FREE THROWS MADE

1. Dwayne Bacon	2015-16	110
2. Alexander Johnson	2003-04	106
3. Malik Beasley	2015-16	104
4. Xavier Rathan-Mayes	2014-15	98
5. Bob Sura	1991-92	94
6. Jonathan Isaac	2016-17	92
7. Jim Oler	1952-53	90
8. Jim Lyttle	1965-66	88
9. Okaro White	2010-11	72
10. Phil Cofer	2014-15	67

FREE THROW ATTEMPTS

1. Alexander Johnson	2003-04	157
2. Dwayne Bacon	2015-16	154
3. Bob Sura	1991-92	150
4. Xavier Rathan-Mayes	2014-15	142
5. Malik Beasley	2015-16	128
6. Jim Oler	1952-53	118
Jonathan Isaac	2016-17	118
8. Jim Lyttle	1965-66	116
9. Matthew Cleveland	2021-22	110
10. Phil Cofer	2014-15	106

SOPHOMORES

TOTAL POINTS

1. Bob Sura	1992-93	675
2. Dwayne Bacon	2016-17	603
3. Ron King	1970-71	589
4. Dave Fedor	1959-60	530
5. Doug Edwards	1990-91	524
6. Aaron Thomas	2013-14	522
7. Hugh Durham	1956-57	509
8. Dave Cowens	1967-68	508
9. Mfiondu Kabengele	2018-19	489
10. James Collins	1994-95	487

POINTS PER GAME

1. Ron King	1970-71	22.7
2. Ham Wernke	1952-53	21.3
3. Dave Fedor	1959-60	21.2
4. Bob Sura	1992-93	19.9
5. Hugh Durham	1956-57	19.6
6. Dave Cowens	1967-68	18.8
7. Reggie Royals	1970-71	18.1
8. James Collins	1994-95	18.0
9. Dwayne Bacon	2016-17	17.2
10. Larry Warren	1973-74	16.9

REBOUNDS

1. Dave Cowens	1967-68	456
2. Dave Fedor	1959-60	400
3. Reggie Royals	1970-71	390
4. Lawrence McCray	1971-72	263
5. Greg Grady	1973-74	250
6. Doug Edwards	1990-91	227
7. Chris Singleton	2009-10	223
8. Matthew Cleveland	2022-23	223
9. Jan Gies	1967-68	221
10. Mfiondu Kabengele	2018-19	220

REBOUNDS PER GAME

1. Dave Cowens	1967-68	17.0
2. Dave Fedor	1959-60	16.0
3. Reggie Royals	1970-71	15.0
4. Greg Grady	1973-74	9.6
5. Jan Gies	1967-68	8.2
Lawrence McCray	1971-72	8.2
7. Zach Perkins	1973-74	8.0
Karim Shabazz	1998-99	8.0
9. Jerry Shirley	1962-63	7.9
10. David Thompson	1975-76	7.5

ASSISTS

1. Otto Petty	1970-71	227
2. Delvon Arrington	1999-00	182
3. Tony Jackson	1977-78	166
4. Skip Young	1968-69	155
5. Xavier Rathan-Mayes	2015-16	146
6. Trent Forrest	2017-18	138
7. LaMarr Greer	1995-96	131
8. Charlie Ward	1991-92	122
9. Tony William	1981-82	111
10. Wayne Smalls	1974-75	110

STEALS

1. Charlie Ward	1991-92	75
2. Tony Jackson	1977-78	73
3. Chris Singleton	2009-10	71
4. Tony William	1981-82	66
5. Aaron Thomas	2013-14	57
6. Bob Sura	1992-93	54
7. Trent Forrest	2017-18	53
8. Isaiah Swann	2005-06	47
9. Tharon Mayes	1987-88	45
10. Delvon Arrington	1999-00	44

BLOCKED SHOTS

1. Solomon Alabi	2009-10	75
2. Boris Bojanovsky	2013-14	67
3. Chris Singleton	2009-10	48
4. Rodney Dobard	1990-91	47
5. Randell Jackson	1996-97	46
6. Mike Mathews	2000-01	44
7. Corey Louis	1995-96	43
Delvon Anderson	1999-00	43
9. Christ Koumadje	2016-17	40
10. Doug Edwards	1990-91	36

FIELD GOALS MADE

1. Ron King	1970-71	262
2. Bob Sura	1992-93	241
3. Dwyane Bacon	2016-17	221
4. Dave Fedor	1959-60	214
5. Dave Cowens	1967-68	206
6. Doug Edwards	1990-91	200
7. Reggie Royals	1970-71	191
8. Randy Allen	1984-85	187
9. James Collins	1994-95	181
10. Larry Warren	1973-74	179

FIELD GOAL ATTEMPTS

1. Bob Sura	1992-93	533
2. Ron King	1970-71	521
3. Dwayne Bacon	2016-17	489
4. Dave Fedor	1959-60	453
5. Hugh Durham	1956-57	438
6. Ham Wernke	1952-53	422
7. Larry Warren	1973-74	395
8. Jerry Westhafer	1952-53	391
9. Doug Edwards	1990-91	385
10. Reggie Royals	1970-71	384

THREE-POINT SHOTS MADE

1. Bob Sura	1992-93	73
2. James Collins	1994-95	72
3. Deividus Dulkys	2009-10	71
4. Von Wafer	2004-05	65
5. Adrian Crawford	1998-99	64
6. Dwayne Bacon	2016-17	57
7. Tharon Mayes	1987-88	46
8. Devon Bookert	2013-14	44
9. Devin Vassell	2019-20	44
10. Michael Snaer	2010-11	43

THREE-POINT ATTEMPTS

1. Bob Sura	1992-93	220
2. Deividus Dulkys	2009-10	179
3. Dwayne Bacon	2016-17	171
4. James Collins	1994-95	164
5. Von Wafer	2004-05	164
6. Adrian Crawford	1998-99	161
7. Xavier Rathan-Mayes	2015-16	137
8. Michael Snaer	2010-11	117
9. Chris Singleton	2009-10	115
10. Derrick Carroll	1994-95	112

FREE THROWS MADE

1. Hugh Durham	1956-57	155
2. Jim Oler	1953-54	140
3. Aaron Thomas	2013-14	139
4. Mfiondu Kabengele	2018-19	137
5. Ham Wernke	1952-53	134
6. Bob Sura	1992-93	120
7. Doug Edwards	1990-91	112
8. Solomon Alabi	2009-10	108
9. Dwayne Bacon	2016-17	104
10. Dave Fedor	1959-60	102

FREE THROW ATTEMPTS

1. Hugh Durham	1956-57	213
2. Ham Wernke	1952-53	193
3. Jim Oler	1953-54	188
Bob Sura	1992-93	188
5. Mfiondu Kabengele	2018-19	180
6. Aaron Thomas	2013-14	172
7. Doug Edwards	1990-91	158
8. Dwyane Bacon	2016-17	138
9. Solomon Alabi	2009-10	136
10. Montay Brandon	2013-14	135

STATISTICS BY CLASS

JUNIORS

TOTAL POINTS

1. Mickey Dillard	1979-80	635
2. Murray Brown	1978-79	629
3. Alton Lee Gipson	1983-84	626
4. Ron King	1971-72	573
5. Bob Sura	1993-94	573
6. Sam Cassell	1991-92	570
7. Jim Oler	1954-55	549
8. George McCloud	1987-88	546
9. Tony Dawson	1987-88	536
10. Toney Douglas	2007-08	524

POINTS PER GAME

1. Mitchell Wiggins	1981-82	23.8
2. Murray Brown	1978-79	21.7
3. Bob Sura	1993-94	21.2
4. Jim Oler	1954-55	21.1
5. Mickey Dillard	1979-80	20.4
6. Dave Cowens	1968-69	20.3
7. Alton Lee Gipson	1983-84	20.2
8. Mickey Dillard	1978-79	20.0
9. Dave Fedor	1960-61	19.0
10. Ham Wernke	1953-54	18.5
David Thompson	1976-77	18.5

REBOUNDS

1. Dave Cowens	1968-69	437
2. Reggie Royals	1971-72	351
3. Dick Artmeier	1954-55	339
4. Dave Fedor	1960-61	336
5. Daniel Boltz	1957-58	303
6. Gary Schull	1964-65	273
7. Doug Edwards	1991-92	271
8. Greg Grady	1974-75	267
9. Michael Polite	1989-90	262
10. Willie Williams	1968-69	249

REBOUNDS PER GAME

1. Dave Cowens	1968-69	17.5
2. Dave Fedor	1960-61	14.0
3. Dick Artmeier	1954-55	13.0
4. Daniel Boltz	1957-58	12.1
5. Reggie Royals	1971-72	11.0
6. Gary Schull	1964-65	10.5
7. Greg Grady	1974-75	10.3
8. Mitchell Wiggins	1981-82	9.7
9. Willie Williams	1968-69	9.6
10. Lawrence McCray	1972-73	9.3

ASSISTS

1. Kerry Thompson	1996-97	184
2. Otto Petty	1971-72	173
3. Xavier Rathan-Mayes	2016-17	168
4. Tony Jackson	1978-79	158
5. Tony William	1982-83	156
6. Dean Shaffer	1983-84	146
7. Pee Wee Barber	1985-86	146
8. Delvon Arrington	2000-01	143
9. Trent Forrest	2018-19	138
10. Skip Young	1969-70	127
11. Derwin Kitchen	2009-10	122

STEALS

1. Toney Douglas	2007-08	90
2. Tim Pickett	2002-03	82
3. Kerry Thompson	1996-97	71
4. Dean Shaffer	1983-84	70
5. Trent Forrest	2018-19	69
6. Bob Sura	1993-94	65
7. James Collins	1995-96	62
8. Terrell Baker	1997-98	59
9. Tony Jackson	1978-79	58
10. Sam Cassell	1991-92	56
Delvon Arrington	2000-01	56

BLOCKED SHOTS

1. Bernard James	2010-11	82
2. Alton Lee Gipson	1983-84	55
3. Andre Reid	1993-94	54
4. Rodney Dobard	1991-92	46
5. Boris Bojanovsky	2014-15	44
6. Elvis Rolle	1979-80	42
7. Doug Edwards	1991-92	41
8. Chris Singleton	2010-11	41
9. Okaro White	2012-13	38
10. Randell Jackson	1997-98	37

FIELD GOALS MADE

1. Alton Lee Gipson	1983-84	260
2. Ron King	1971-72	239
3. Mickey Dillard	1979-80	239
4. Murray Brown	1978-79	237
5. David Thompson	1976-77	230
6. Mitchell Wiggins	1981-82	223
7. Tony Dawson	1987-88	212
8. Sam Cassell	1991-92	206
9. Pee Wee Barber	1985-86	204
10. Dave Cowens	1968-69	202
Bob Sura	1993-94	202

FIELD GOAL ATTEMPTS

1. Ron King	1971-72	558
2. Alton Lee Gipson	1983-84	497
3. David Thompson	1976-77	495
4. Mickey Dillard	1979-80	458
5. Burt Deckel	1957-58	457
6. Sam Cassell	1991-92	454
7. Tim Pickett	2002-03	437
8. Bob Sura	1993-94	431
9. Reggie Royals	1971-72	415
10. Jim Oler	1954-55	414

THREE-POINT SHOTS MADE

1. Tim Pickett	2002-03	84
2. George McCloud	1987-88	72
3. James Collins	1995-96	69
4. Isaiah Swann	2006-07	68
5. Michael Snaer	2011-12	67
6. Toney Douglas	2007-08	62
7. Sam Cassell	1991-92	58
8. Deividas Dulkys	2010-11	55
9. Devon Bookert	2014-15	53
10. Bob Sura	1993-94	52

THREE-POINT ATTEMPTS

1. Tim Pickett	2002-03	259
2. James Collins	1995-96	199
3. Toney Douglas	2007-08	174
4. Isaiah Swann	2006-07	166
5. Michael Snaer	2011-12	166
6. Deividas Dulkys	2010-11	165
7. Sam Cassell	1991-92	164
8. Bob Sura	1993-94	164
9. George McCloud	1987-88	159
10. Devon Bookert	2014-15	135
PJ Savoy	2017-18	135

FREE THROWS MADE

1. Jim Oler	1954-55	221
2. Murray Brown	1978-79	155
3. Mickey Dillard	1979-80	151
4. Mickey Dillard	1980-81	151
5. Hugh Durham	1957-58	124
6. Al Thornton	2005-06	122
7. Alexander Johnson	2005-06	120
8. Okaro White	2012-13	119
9. Michael Polite	1989-90	117
10. Bob Sura	1993-94	117
Montay Brandon	2014-15	117

FREE THROW ATTEMPTS

1. Jim Oler	1954-55	289
2. Murray Brown	1978-79	218
3. Mickey Dillard	1979-80	197
4. Mickey Dillard	1980-81	190
5. Bob Sura	1993-94	179
6. Montay Brandon	2014-15	174
7. Alton Lee Gipson	1983-84	173
8. Michael Polite	1989-90	173
9. Alexander Johnson	2005-06	170
10. Dave Cowens	1968-69	164
Al Thornton	2005-06	164

SENIORS

TOTAL POINTS

1. Toney Douglas	2008-09	751
2. Jim Oler	1955-56	742
3. Al Thornton	2006-07	690
4. George McCloud	1988-89	683
5. Sam Cassell	1992-93	641
6. Tony Dawson	1988-89	629
7. Murray Brown	1979-80	578
8. Pee Wee Barber	1986-87	576
9. Alton Lee Gipson	1984-85	568
Doug Edwards	1992-93	568

POINTS PER GAME

1. Jim Oler	1955-56	29.7
2. Tharon Mayes	1989-90	23.3
3. George McCloud	1988-89	22.8
4. Mitchell Wiggins	1982-83	22.7
5. Hugh Durham	1958-59	21.9
6. Toney Douglas	2008-09	21.5
7. Tony Dawson	1988-89	21.0
8. Dave Fedor	1961-62	20.4
9. Ham Wernke	1954-55	19.7
Al Thornton	2006-07	19.7

REBOUNDS

1. Rick Benson	1954-55	447
2. Gary Schull	1965-66	432
3. Doug Edwards	1992-93	317
4. Willie Williams	1969-70	290
5. Michael Polite	1990-91	285
6. Bernard James	2011-12	283
7. Reggie Royals	1972-73	273
8. Daniel Boltz	1958-59	265
9. Elvis Rolle	1980-81	264
10. LaMarr McCray	1973-74	257

REBOUNDS PER GAME

1. Dave Cowens	1969-70	17.2
2. Rick Benson	1954-55	16.6
3. Gary Schull	1965-66	12.7
4. Daniel Boltz	1958-59	11.5
5. Willie Williams	1969-70	11.0
6. Reggie Royals	1972-73	10.2
7. Dave Fedor	1961-62	10.1
8. LaMarr McCray	1973-74	9.8
9. Gary Wold	1955-56	9.5
10. Doug Edwards	1992-93	9.4

ASSISTS

1. Tony William	1983-84	215
2. Tony Jackson	1979-80	213
3. Otto Petty	1972-73	202
4. Delvon Arrington	2001-02	182
5. Kerry Thompson	1997-98	172
6. Dean Shaffer	1984-85	171
7. Sam Cassell	1992-93	170
8. Carlton Byrd	1976-77	159
9. Luke Loucks	2011-12	152
10. Bob Sura	1994-95	146

STEALS

1. Dean Shaffer	1984-85	82
2. Tim Pickett	2003-04	82
3. Terrell Baker	1998-99	81
4. Tony Jackson	1979-80	80
5. Tony William	1983-84	65
6. Toney Douglas	2008-09	63
7. Delvon Arrington	2001-02	62
8. Kerry Thompson	1997-98	61
9. James Collins	1996-97	60
10. Trent Forrest	2019-20	59

BLOCKED SHOTS

1. Rodney Dobard	1997-98	111
2. Bernard James	2011-12	82
3. Boris Bojanovsky	2015-16	59
4. Christ Koumadje	2018-19	52
5. Alton Lee Gipson	1984-85	50
6. Elvis Rolle	1980-81	47
7. Doug Edwards	1992-93	47
8. Andre Reid	1994-95	44
9. Xavier Gibson	2011-12	44
10. Al Thornton	2006-07	40
Okaro White	2013-14	40

FIELD GOALS MADE

1. Al Thornton	2006-07	244
2. Tony Dawson	1988-89	243
3. Toney Douglas	2008-09	239
4. Alton Lee Gipson	1984-85	236
5. Sam Cassell	1992-93	234
6. Murray Brown	1979-80	230
7. Doug Edwards	1992-93	224
8. Harry Davis	1977-78	217
9. Jim Oler	1955-56	216
Mitchell Wiggins	1982-83	216

FIELD GOAL ATTEMPTS

1. Toney Douglas	2008-09	536
2. Don Bates	1958-59	495
3. Alton Lee Gipson	1984-85	489
4. Rick Benson	1954-55	471
5. Jim Oler	1955-56	470
6. Sam Cassell	1992-93	466
7. George McCloud	1988-89	462
8. Ham Wernke	1954-55	461
9. Tony Dawson	1988-89	460
Al Thornton	2006-07	460

THREE-POINT SHOTS MADE

1. George McCloud	1988-89	115
2. Tim Pickett	2003-04	110
3. Toney Douglas	2008-09	85
4. LaRae Davis	1986-87	80
5. James Collins	1996-97	75
6. Pee Wee Barber	1986-87	72
7. Ian Miller	2013-14	65
8. Michael Snaer	2012-13	63
9. Devon Bookert	2015-16	59
10. Adrian Crawford	2000-01	58
Tharon Mayes	1989-90	58

THREE-POINT ATTEMPTS

1. Tim Pickett	2003-04	270
2. George McCloud	1988-89	262
3. Toney Douglas	2008-09	221
4. James Collins	1996-97	203
5. Aubry Boyd	1990-91	178
6. LaRae Davis	1986-87	175
7. Brian Angola	2017-18	170
8. Adrian Crawford	2000-01	166
9. Michael Snaer	2012-13	164
10. Ian Miller	2013-14	163

FREE THROWS MADE

1. Jim Oler	1955-56	310
2. Toney Douglas	2008-09	188
3. Al Thornton	2006-07	166
4. Gary Schull	1965-66	164
5. Hugh Durham	1958-59	162
6. George McCloud	1988-89	154
7. Okaro White	2013-14	134
8. Ham Wernke	1954-55	132
9. Gary Wold	1955-56	129
10. Michael Polite	1990-91	124

FREE THROW ATTEMPTS

1. Jim Oler	1955-56	380
2. Gary Schull	1965-66	237
3. Toney Douglas	2008-09	232
4. Al Thornton	2006-07	210
5. Hugh Durham	1958-59	201
6. Elvis Rolle	1980-81	195
7. Michael Polite	1990-91	190
8. Gary Wold	1955-56	181
9. Bob Sura	1994-95	179
10. Harry Davis	1977-78	178

YEAR-BY-YEAR STATS

1947-48

RECORD: 5-13		HOME: 5-2		AWAY: 0-11			
Player	G	FGM	FTM	PTS	AVG		
Kratzert	17	58	48	164	9.6		
Williams	13	36	38	110	8.5		
Dickson	17	33	30	96	5.6		
Pavy	16	37	18	92	5.8		
Chaudron	17	28	20	76	4.5		
Maxwell	12	28	10	66	5.5		
McCrary	14	23	18	64	4.6		
Hilaman	16	23	16	62	3.9		
Wyman	17	20	13	53	3.1		
Osteen	11	19	6	44	4.0		
Nettles	12	2	6	10	0.8		
Wilson	9	2	1	5	0.6		
Parker	3	1	2	4	1.3		
Calhoun	1	1	0	2	2.0		
Pierce	1	1	0	2	2.0		
Barnes	1	0	0	0	0.0		
Edwards	1	0	0	0	0.0		
Schoneck	1	0	0	0	0.0		
Williams	1	0	0	0	0.0		
Grant	1	0	0	0	0.0		
Fellows	1	0	0	0	0.0		
Roesch	2	0	0	0	0.0		
FSU	18	312	226	850	47.2		
Opponents	18	368	242	978	54.3		

1948-49

RECORD: 12-12		HOME: 8-3		AWAY: 3-7		NEUTRAL: 1-2	
Player	G	FGM	FTM	PTS	AVG		
Benjamin	24	109	30	248	10.3		
McLaughlin	21	90	37	217	10.3		
Weigle	24	77	52	206	8.6		
Adams	23	64	15	143	6.2		
Kendall	20	47	36	130	6.5		
Pence	17	26	15	67	3.9		
Wyman	22	18	20	56	2.5		
Pavy	18	16	17	49	2.7		
Nettles	19	13	4	30	1.6		
Dickson	9	8	4	20	2.2		
Kratzert	3	7	5	19	6.3		
Hewitt	7	5	7	17	2.4		
Folliard	3	5	4	14	4.7		
Hilaman	2	1	1	3	1.5		
Collins	2	1	0	2	1.0		
Stanfill	3	0	2	2	0.7		
Fellows	2	0	1	1	0.5		
McKay	4	0	1	1	0.3		
Falzone	1	0	0	0	0.0		
FSU	24	487	251	1225	51.0		
Opponents	24	449	316	1214	50.6		

1949-50

RECORD: 14-10		HOME: 9-1		AWAY: 4-8		NEUTRAL: 1-1	
Player	G	FGM	FTM	PTS	AVG		
McLaughlin	25	138	52	328	13.1		
Kendall	25	109	50	268	10.7		
Weigle	24	81	76	238	9.9		
Benjamin	24	88	27	203	8.5		
Dickson	22	36	28	100	4.5		
Trobaugh	19	32	11	75	3.9		
Hewitt	13	24	14	62	4.8		
Pence	22	20	13	53	2.4		
Wyman	21	21	9	51	2.4		
Fischer	9	15	12	42	4.7		
Edmiston	14	5	18	28	2.0		
Nettles	14	8	2	18	1.3		
Folliard	5	5	1	11	2.2		
Cummings	6	2	2	6	1.0		
Osha	1	2	1	5	5.0		
Mady	1	2	0	4	4.0		
FSU	25	588	316	1492	59.7		
Opponents	25	502	423	1427	57.1		

1950-51

RECORD: 18-9		HOME: 8-1		AWAY: 5-7		NEUTRAL: 5-1	
Player	G	FGM	FTM	PTS	AVG		
Hartman	27	185	105	475	17.6		
Whitmer	27	137	88	362	13.4		
Scott	27	91	36	218	8.1		
McLaughlin	21	64	51	179	8.5		
Marsee	24	73	31	177	7.4		
Trobaugh	27	54	42	150	5.6		
Dickson	23	45	32	122	5.3		
Fischer	17	25	12	62	3.6		
Merriman	5	12	6	30	6.0		
Nettles	10	2	3	7	0.7		
Quinn	5	3	0	6	1.2		
Hewitt	2	1	0	2	1.0		
Wyman	5	1	0	2	0.4		
Westhafer	1	0	0	0	0.0		
FSU	27	693	406	1792	66.4		
Opponents	27	639	436	1714	63.5		

1951-52

RECORD: 5-20		HOME: 2-7		AWAY: 1-10		NEUTRAL: 2-3	
Player	G	FGM-FGA	Pct.	FTM-FTA	Pct.	PF	Pts.-Avg.
McLaughlin	25	119-352	.338	61-106	.575	93	299-12.0
Whitmer	23	94-315	.295	88-121	.727	81	276-12.0
Westhafer	25	87-278	.313	35-56	.625	53	209-8.4
Fischer	22	77-226	.341	24-54	.444	76	178-8.1
Gordon	15	62-173	.358	24-41	.585	38	148-9.9
Quinn	22	43-181	.238	18-33	.545	82	104-4.7
Benson	17	36-123	.293	10-25	.400	38	82-4.8
Wernke	5	20-71	.282	17-23	.739	18	57-11.4
Pence	18	10-45	.222	8-12	.667	15	28-1.6
Hardesty	8	10-36	.278	4-7	.571	15	24-3.0
Burst	9	5-26	.192	2-2	1.000	17	12-1.4
Richardson	5	3-17	.176	1-2	.500	8	7-1.4
Others	—	19-82	.232	9-23	.391	34	47- —
FSU	25	585-1925	.304	301-505	.596	568	1471-58.8
Opponents	25	663-	—	417-	—	—	1743-69.7

1952-53

RECORD: 11-11		HOME: 7-1		AWAY: 3-10		NEUTRAL: 1-0	
Player	G	FGM-FGA	Pct.	FTM-FTA	Pct.	PF	Pts.-Avg.
Wernke	22	167-422	.396	134-193	.694	71	468-21.3
Westhafer	22	127-391	.325	52-75	.693	65	306-13.9
Oler	20	52-139	.374	90-118	.763	50	194-9.7
Gordon	22	67-196	.342	30-60	.500	63	164-7.5
Benson	21	48-168	.286	34-55	.618	56	130-6.2
Richardson	19	46-142	.324	21-37	.568	37	113-5.9
Wold	15	28-60	.467	34-61	.557	37	90-6.0
Burst	17	15-78	.192	17-30	.567	39	47-2.3
Dellaban	12	18-66	.273	8-10	.800	19	44-3.7
Artmeier	10	7-20	.350	6-9	.667	12	20-2.0
Pence	8	3-11	.273	4-5	.800	5	10-1.3
Others	—	21-71	.296	19-41	.463	24	61- —
FSU	22	599-1764	.339	449-694	.690	462	1647-74.9
Opponents	22	621-1717	.362	436-725	.601	439	1678-76.3

1953-54

RECORD: 13-7		HOME: 9-2		AWAY: 4-5		NEUTRAL: 0-0	
Player	G	FGM-FGA	Pct.	FTM-FTA	Pct.	PF	Pts.-Avg.
Wernke	20	128-354	.362	113-148	.764	—	369-18.5
Oler	20	96-280	.343	140-188	.745	—	332-16.6
Benson	19	75-342	.219	45-	—	—	195-10.3
Artmeier	19	70-	—	47-	—	—	187-9.8
Westhafer	14	47-	—	11-	—	—	105-7.5
Burst	19	40-	—	13-	—	—	93-4.9
Dellahan	16	31-	—	18-	—	—	80-5.0
Gordon	19	30-	—	10-	—	—	70-3.7
Wold	13	5-	—	17-	—	—	27-2.1
Reeves	11	4-	—	13-	—	—	21-1.9
Wursbach	4	4-	—	6-	—	—	14-3.5
Nissalki	7	4-	—	4-	—	—	12-1.7
Patton	1	0-	—	0-	—	—	0-0.0
FSU	20	534-	—	437-	—	—	1505-75.3
Opponents	20	520-	—	408-	—	—	1448-72.4

YEAR-BY-YEAR STATS

1954-55

RECORD: 22-4		HOME: 12-0		AWAY: 8-2		NEUTRAL: 2-2			
Player	G	FGM-FGA	Pct.	FTM-FTA	Pct.	Reb.-Avg.	PF	Pts.-Avg.	
Oler	26	164-414	.396	221-289	.765	76-2.9	65	549-21.1	
Wemke	26	190-461	.412	132-169	.781	130-5.0	81	512-19.7	
Benson	26	170-471	.361	92-147	.626	432-16.6	83	451-17.3	
Artmeier	26	121-397	.305	97-127	.764	339-13.0	88	276-10.6	
Wold	25	59-156	.378	90-124	.726	208-8.3	81	214-8.6	
Williams	26	49-112	.438	23-45	.511	121-4.7	64	194-7.5	
Burst	14	12-56	.214	17-24	.708	41-2.9	18	14-1.0	
Twomey	15	10-34	.294	17-30	.567	37-2.5	13	28-1.9	
Waites	15	9-28	.321	10-11	.909	28-1.9	9	22-1.5	
Wursbach	11	7-18	.389	5-7	.714	19-1.7	10	12-1.1	
Patton	13	2-13	.154	2-7	.286	6-0.5	8	1-0.1	
Garcia	2	1-4	.250	1-2	.500	3-1.5	0	2-1.0	
Alford	2	0-0	.000	0-0	.000	0-0.0	0	0-0.0	
FSU	26	794-2164	.367	707-982	.720	2295-88.3	522	1420-54.6	
Opponents	26	756-2059	.367	539-826	.653	2051-78.9	578	1061-40.8	

1955-56

RECORD: 16-9		HOME: 9-0		AWAY: 5-5		NEUTRAL: 2-4			
Player	G	FGM-FGA	Pct.	FTM-FTA	Pct.	Reb.-Avg.	PF	Pts.-Avg.	
Oler	25	216-470	.460	310-380	.816	136-5.4	61	742-29.7	
Wold	25	116-241	.481	129-181	.713	237-9.5	91	361-14.4	
Artmeier	25	98-261	.375	80-116	.690	167-6.7	90	276-11.0	
Gregory	25	66-163	.405	30-54	.556	121-4.8	67	162-6.5	
Garcia	22	44-145	.303	45-61	.738	49-2.2	40	133-6.0	
Ward	22	45-135	.333	29-43	.674	82-3.7	21	119-5.4	
Williams	20	34-98	.347	35-53	.660	176-8.8	51	103-5.2	
Twomey	20	16-46	.348	6-20	.300	39-2.0	24	38-1.9	
Patton	13	9-28	.321	11-16	.688	17-1.3	19	29-2.2	
Waites	16	10-34	.294	6-16	.375	24-1.5	14	26-1.6	
Wursbach	17	8-15	.533	4-8	.500	28-1.1	11	20-1.3	
Mahoney	9	6-12	.500	2-3	.667	8-0.9	8	14-1.6	
Corso	1	0-0	.000	0-0	.000	0-0.0	0	0-0.0	
Wood	2	0-0	.000	0-0	.000	0-0.0	0	0-0.0	
FSU	25	668-1648	.405	687-950	.723	1129-45.2	497	2023-80.9	
Opponents	25	710-1703	.417	493-799	.617	1188-47.5	554	1913-76.5	

1956-57

RECORD: 9-17		HOME: 5-5		AWAY: 3-11		NEUTRAL: 1-1			
Player	G	FGM-FGA	Pct.	FTM-FTA	Pct.	Reb.-Avg.	PF	Pts.-Avg.	
Durham	26	117-438	.404	155-213	.728	116-4.5	53	509-19.6	
Waits	25	131-336	.389	101-126	.802	118-4.7	75	363-14.5	
Strom	26	90-175	.514	62-95	.640	237-9.1	74	242-9.3	
Garcia	25	74-239	.310	77-99	.777	50-2.0	48	225-9.0	
Williams	26	67-175	.383	43-78	.551	234-9.0	62	177-6.8	
Ward	24	57-153	.373	15-30	.500	76-3.2	35	129-5.4	
Gregory	24	51-137	.372	18-33	.545	81-3.4	64	120-5.0	
Twomey	18	25-92	.272	42-62	.677	70-3.9	29	92-5.1	
Westhafer	21	17-42	.405	19-33	.576	44-2.1	19	53-2.5	
Williams, J	18	9-36	.250	6-11	.545	12-0.7	10	24-1.3	
Casteel	11	6-28	.214	5-19	.263	53-4.8	27	17-1.5	
FSU	26	704-1862	.380	543-799	.679	1091-42.0	496	1951-75.1	
Opponents	26	763-1981	.396	545-805	.677	1446-55.6	482	2061-79.3	

1957-58

RECORD: 9-16		HOME: 8-3		AWAY: 0-12		NEUTRAL: 1-1			
Player	G	FGM-FGA	Pct.	FTM-FTA	Pct.	Reb.-Avg.	PF	Pts.-Avg.	
Deckel	25	163-457	.357	99-134	.739	202-8.1	425	425-17.0	
Durham	24	122-377	.324	124-154	.805	95-4.0	368	368-15.3	
Liteky	25	96-294	.327	76-97	.784	120-4.8	268	268-10.7	
Strom	25	101-239	.423	50-64	.781	252-10.1	252	252-10.1	
Boltz	25	61-174	.351	32-58	.552	303-12.1	154	154-6.2	
Garcia	22	32-111	.288	28-41	.683	43-2.0	92	92-4.2	
Savage	24	25-110	.227	15-32	.469	46-1.9	65	65-2.7	
Westhafer	14	8-31	.258	7-13	.538	22-1.6	23	23-1.6	
Casteel	18	6-23	.261	8-17	.471	41-2.3	20	20-1.1	
Williams	15	5-32	.156	6-10	.600	9-0.6	16	16-1.1	
Woodward	3	2-3	.667	2-3	.667	3-1.0	6	6-2.0	
Rodgers	1	0-0	.000	0-0	.000	0-0.0	0	0-0.0	
Gregory	1	0-0	.000	0-0	.000	0-0.0	0	0-0.0	
FSU	25	621-1851	.335	447-623	.717	1247-49.91	689	689-67.6	
Opponents	25	697-1766	.395	454-689	.659	1352-54.11	848	848-73.9	

1958-59

RECORD: 8-15		HOME: 7-3		AWAY: 1-10		NEUTRAL: 0-2			
Player	G	FGM-FGA	Pct.	FTM-FTA	Pct.	Reb.-Avg.	PF	Pts.-Avg.	
Durham	23	171-415	.412	162-201	.806	86-3.7	57	504-21.9	
Bates	23	179-495	.362	76-101	.752	102-4.4	75	434-18.9	
Liteky	23	70-176	.398	59-83	.711	115-5.0	74	199-8.7	
Tinsley	21	68-146	.466	27-61	.443	148-7.0	56	163-7.8	
Savage	23	68-196	.347	32-67	.478	131-5.7	67	168-7.3	
Boltz	23	52-153	.340	45-74	.608	264-11.5	95	149-6.5	
Richter	14	30-85	.353	13-30	.433	85-6.1	24	73-5.2	
Williams	20	19-59	.322	12-14	.857	19-1.0	22	50-2.5	
Archer	13	6-16	.375	5-8	.625	17-1.3	11	17-1.3	
Woodward	13	3-13	.231	4-4	1.000	0-0.0	3	10-0.8	
Hohne	5	1-4	.250	1-2	.500	1-0.2	2	3-0.6	
Hobbs	1	0-0	.000	0-1	.000	0-0.0	0	0-0.0	
FSU	23	667-1758	.379	436-646	.675	1195-52.0	486	1770-77.0	
Opponents	23	698-1684	.414	479-699	.685	1312-57.1	455	1875-81.5	

1959-60

RECORD: 10-15		HOME: 7-4		AWAY: 3-10		NEUTRAL: 0-1			
Player	G	FGM-FGA	Pct.	FTM-FTA	Pct.	Reb.-Avg.	PF	Pts.-Avg.	
Fedor	25	214-453	.472	102-131	.779	400-16.0	530	530-21.2	
Richter	25	103-235	.438	64-106	.604	185-7.4	270	270-10.8	
Davis	25	70-227	.308	88-134	.657	80-3.2	228	228-9.1	
Swain	25	78-206	.379	50-89	.562	175-7.0	206	206-8.2	
Ashworth	16	76-208	.365	24-41	.585	56-3.5	176	176-11.0	
Savage	23	53-185	.286	44-68	.647	55-2.4	150	150-6.5	
Woodward	14	48-109	.440	17-18	.944	13-0.9	113	113-8.1	
Freudenstein	8	25-68	.368	14-24	.583	21-2.6	64	64-8.0	
Edney	19	17-48	.354	29-46	.630	30-1.6	63	63-3.3	
Colton	8	17-51	.333	12-15	.800	19-2.4	46	46-5.8	
Whitehead	15	15-36	.417	12-17	.706	38-2.5	42	42-2.8	
Smith	17	10-36	.278	1-7	.143	24-1.4	21	21-1.2	
Casteel	12	5-21	.238	9-17	.529	18-1.5	19	19-1.6	
Team						191-7.6			
FSU	25	731-1883	.388	466-713	.654	1305-52.2	1928	77.1	1928-77.1
Opponents	25	718-1683	.427	514-783	.656	1328-53.1	1950	78.0	1950-78.0

1960-61

RECORD: 14-10		HOME: 8-1		AWAY: 6-7		NEUTRAL: 0-2			
Player	G	FGM-FGA	Pct.	FTM-FTA	Pct.	Reb.-Avg.	PF	Pts.-Avg.	
Fedor	24	185-365	.507	86-107	.804	336-14	70	456-19.0	
Swain	24	168-313	.537	82-124	.661	188-7.8	69	418-17.4	
Long	22	83-179	.464	27-48	.563	81-3.7	60	193-8.8	
Davis	24	44-117	.376	78-102	.765	68-2.8	53	166-6.9	
Ashworth	23	45-137	.328	31-43	.721	57-2.5	53	121-5.3	
Coogler	22	36-80	.450	41-64	.641	64-2.9	45	113-5.1	
Edney	18	21-57	.368	34-56	.607	28-1.6	22	76-4.2	
Smith	10	15-34	.441	8-12	.667	18-1.8	17	38-3.8	
Others	—	75-185	.405	55-78	.705	78—	62	205—	
FSU	24	672-1467	.458	442-634	.697	1054-43.9	451	1786-74.4	
Opponents	24	629-1501	.419	411-629	.653	1023-42.6	467	1669-69.5	

1961-62

RECORD: 15-8		HOME: 8-2		AWAY: 7-6		NEUTRAL: 0-0			
Player	G	FGM-FGA	Pct.	FTM-FTA	Pct.	Reb.-Avg.	PF	Pts.-Avg.	
Fedor	23	186-356	.522	98-125	.734	233-10.1	53	470-20.4	
Swain	23	157-274	.573	62-91	.681	171-7.4	63	376-16.3	
Long	23	128-260	.492	53-74	.716	95-4.1	69	309-13.4	
Ricketts	21	62-112	.554	47-72	.653	62-2.9	32	171-8.1	
Ashworth	23	44-109	.404	28-40	.700	54-1.2	45	116-5.0	
Davis	22	39-95	.411	25-39	.641	49-2.2	45	103-4.7	
Reeves	17	31-57	.544	20-35	.571	46-2.7	16	82-4.8	
Ek									

YEAR-BY-YEAR STATS

1962-63

RECORD: 15-10			HOME: 8-3		AWAY: 4-7		NEUTRAL: 3-0		
Player	G	FGM-FGA	Pct.	FTM-FTA	Pct.	Reb.-Avg.	PF	Pts.-Avg.	
Long	24	159-351	.511	77-109	.706	123-5.1	70	395-16.5	
Shirley	25	118-235	.502	45-60	.750	199-7.9	67	281-11.2	
Rogers	25	106-226	.469	57-85	.671	114-4.6	62	269-10.8	
Reeves	24	70-130	.538	48-87	.552	115-4.8	32	188-7.8	
Huge	25	78-192	.406	20-36	.556	126-5.1	78	176-7.1	
Dale	24	57-135	.422	17-28	.607	53-2.2	69	131-5.5	
Gonzalez	17	30-67	.448	21-41	.512	48-2.8	27	81-4.8	
Ek	20	27-65	.415	13-23	.565	48-2.4	23	67-3.4	
Rickettes	6	18-37	.486	20-26	.769	18-3.0	16	56-9.3	
Winter	13	18-50	.360	7-9	.778	8-0.6	14	43-3.3	
Lovell	21	19-51	.373	4-9	.444	33-1.6	22	42-2.0	
Coogle	2	6-12	.500	0-1	.000	5-2.5	5	12-6.0	
Giswold	7	1-2	.500	1-4	.250	3-0.4	5	3-0.4	
FSU	25	707-1513	.467	330-517	.638	1047-41.9	448	1744-69.8	
Opponents	25	599-1434	.418	482-678	.717	977-39.1	421	1680-67.2	

1963-64

RECORD: 11-14			HOME: 9-1		AWAY: 1-12		NEUTRAL: 1-1		
Player	G	FGM-FGA	Pct.	FTM-FTA	Pct.	Reb.-Avg.	PF	Pts.-Avg.	
Schull	25	128-257	.499	67-96	.698	179-7.2	66	323-12.9	
Rogers	25	132-281	.469	54-81	.667	137-5.5	76	318-12.7	
Shirley	25	113-259	.436	59-68	.868	155-6.2	63	285-11.4	
Gonzalez	25	78-166	.469	59-73	.808	81-3.2	42	215-8.6	
Peacock	23	79-159	.496	39-51	.765	44-1.9	53	197-8.6	
Lovell	21	69-133	.518	27-40	.675	57-2.7	31	165-7.9	
Huge	25	51-135	.377	21-30	.700	98-3.9	84	123-4.9	
Leakley	21	30-94	.319	28-36	.778	30-1.4	16	88-4.2	
Ek	21	21-52	.404	9-15	.600	19-9.3	13	51-2.4	
Phillips	14	12-23	.522	18-34	.529	39-2.8	13	42-3.0	
Wallace	7	7-10	.700	2-4	.500	10-1.4	8	16-2.3	
Hinton	3	0-0	.000	1-1	1.000	2-7	3	1-3	
Others	—	4-14	.286	3-3	1.000	3-—	3	11-—	
FSU	25	724-1583	.457	387-532	.727	975-39.0	471	1835-73.4	
Opponents	25	686-1561	.439	466-637	.730	1074-42.9	447	1838-73.4	

1964-65

RECORD: 16-10			HOME: 9-1		AWAY: 4-5		NEUTRAL: 3-4		
Player	G	FGM-FGA	Pct.	FTM-FTA	Pct.	Reb.-Avg.	PF	Pts.-Avg.	
Shirley	23	146-300	.486	57-70	.814	168-7.3	72	349-15.2	
Schull	26	120-263	.456	85-128	.663	273-10.5	71	325-12.5	
Malmen	26	132-314	.420	58-69	.841	122-4.7	78	322-12.4	
Lovell	25	88-172	.511	44-67	.657	74-2.9	53	220-8.8	
Gonzalez	25	62-170	.364	75-103	.728	68-2.7	50	199-7.9	
Peacock	26	68-150	.453	42-64	.656	59-2.3	77	178-6.8	
Leakley	25	51-110	.463	25-29	.862	25-1.0	22	127-5.1	
Fairchild	18	13-36	.361	16-22	.727	37-2.1	36	42-2.3	
Phillips	24	13-39	.333	10-21	.476	43-1.8	41	36-1.5	
Murphy	17	2-17	.118	13-20	.650	17-1.0	18	17-1.0	
Rogers	3	1-1	1.000	0-0	.000	0-0.0	0	2-7	
Detmer	1	1-2	.500	0-0	.000	2-5	2	2-2.0	
FSU	26	697-1574	.444	425-593	.716	1058-40.6	520	1819-69.9	
Opponents	26	629-1444	.434	505-704	.717	1001-38.5	490	1763-67.8	

1965-66

RECORD: 15-11			HOME: 13-1		AWAY: 1-8		NEUTRAL: 1-2		
Player	G	FGM-FGA	Pct.	FTM-FTA	Pct.	Reb.-Avg.	PF	Pts.-Avg.	
Schull	25	155-302	.514	164-237	.687	317-12.7	62-3	474-19.0	
Lyttle	25	116-254	.457	88-116	.759	57-2.3	65-4	320-12.8	
Peacock	25	122-257	.475	59-78	.756	131-5.2	74-3	303-12.1	
Stewart	24	77-159	.484	58-82	.716	65-2.7	90-9	212-8.8	
Glenn	23	58-130	.446	16-20	.800	58-2.5	29-0	132-5.5	
Malmen	13	44-104	.423	9-17	.529	48-3.7	32-2	97-7.5	
Phillips	18	29-66	.439	21-40	.525	67-3.7	45-1	79-4.4	
Murphy	25	21-55	.382	23-35	.657	42-1.7	39-2	65-2.6	
Leakley	14	19-56	.339	21-25	.840	14-1.0	12-0	59-4.2	
Biggs	21	20-43	.465	13-18	.722	59-2.8	28-0	53-2.7	
Danford	17	16-43	.372	13-19	.684	54-3.2	24-0	45-2.4	
Doyle	12	11-27	.407	9-17	.529	30-2.5	16-0	31-2.8	
Fairchild	9	6-27	.269	10-15	.714	17-1.9	21-0	22-2.4	
Bloodworth	7	2-12	.167	1-1	1.000	7-1.0	5-0	5-0.7	
FSU	26	696-1,533	.454	507-720	.701	1,109-44.4	553	75.9-75.9	
Opponents	26	647-1,462	.443	483-714	.676	991-39.6	542	71.1-71.1	

1966-67

RECORD: 11-15			HOME: 7-3		AWAY: 4-12		NEUTRAL: 0-0		
Player	G	FGM-FGA	Pct.	FTM-FTA	Pct.	Reb.-Avg.	PF	Pts.-Avg.	
Glenn	25	177-376	.471	36-45	.800	184-7.4	50	390-15.6	
Hogan	26	143-292	.490	85-115	.739	81-3.1	59	372-14.3	
Morrison	26	117-303	.386	62-81	.765	70-2.7	80	296-11.4	
Stewart	26	102-229	.445	73-113	.646	108-4.2	98	277-10.7	
Danford	26	92-182	.505	51-84	.607	197-7.6	103	235-9.0	
Doyle	24	45-91	.495	41-66	.621	83-3.5	59	131-5.5	
Ross	25	23-62	.371	33-44	.750	84-3.4	45	79-3.2	
Murphy	24	15-44	.341	19-30	.633	49-2.0	34	49-2.0	
Summers	7	3-5	.600	0-1	.000	3-0.43	1	6-0.86	
Campbell	3	0-6	.000	0-0	.000	6-2.0	2	0-0.0	
Others	5	4-8	.500	2-2	1.000	7-1.4	4	10-2.0	
FSU	26	721-1596	.452	402-581	.672	1037-39.9	533	1844-71.0	
Opponents	26	725-1634	.444	486-702	.692	1200-50.0	455	1936-74.5	

1967-68

RECORD: 19-8			HOME: 12-1		AWAY: 5-5		NEUTRAL: 2-2		
Player	G	FGM-FGA	Pct.	FTM-FTA	Pct.	Reb.-Avg.	PF	Pts.-Avg.	
Cowens	27	206-383	.538	96-131	.733	456-17.0	103	508-18.8	
Hogan	27	168-348	.483	91-110	.827	60-2.2	64	427-15.8	
Gies	27	128-231	.555	86-108	.796	221-8.2	54	342-12.7	
Stewart	27	103-223	.462	60-82	.732	93-3.4	88	266-9.9	
Danford	27	96-189	.508	48-80	.600	222-8.2	86	240-8.9	
Klay	27	99-220	.450	24-34	.706	98-3.6	44	222-8.2	
Cable	26	62-126	.492	42-50	.840	26-1.0	36	166-6.4	
Depathy	27	53-123	.431	24-40	.600	46-1.7	27	130-4.8	
Ross	23	22-66	.333	34-56	.607	74-3.2	40	78-3.4	
Reynolds	15	13-36	.361	16-26	.615	7-0.5	11	42-2.8	
Doyle	17	5-13	.385	5-5	1.000	24-1.4	7	15-0.9	
Barrow	3	1-2	.500	0-0	.000	0-0	1	2-0.67	
FSU	27	956-1960	.490	526-722	.730	1388-51.4	561	2438-90.3	
Opponents	27	793-1911	.415	532-736	.723	1134-42.0	534	2118-78.4	

1968-69

RECORD: 18-8			HOME: 10-3		AWAY: 6-5		NEUTRAL: 2-0		
Player	G	FGM-FGA	Pct.	FTM-FTA	Pct.	Reb.-Avg.	PF	AT	Pts.-Avg.
Cowens	25	202-384	.526	104-164	.634	437-17.5	76	71	508-20.3
Young	26	157-336	.467	76-102	.745	115-4.5	75	155	390-15.0
Hogan	26	155-335	.463	56-80	.700	55-2.1	64	78	366-14.1
Klay	25	94-198	.475	27-36	.750	93-3.7	50	24	215-8.6
Williams	26	83-191	.435	37-71	.521	249-9.6	76	23	211-8.1
Gies	26	80-129	.620	40-62	.645	128-4.9	55	21	200-7.7
Cable	26	48-114	.421	29-40	.725	15-0.6	17	20	125-4.8
Burt	23	46-124	.371	18-37	.486	81-3.5	44	18	110-4.8
Bush	19	41-88	.466	13-21	.619	39-2.0	20	17	97-5.1
Reynolds	13	11-36	.306	2-4	.500	12-0.9	4	7	24-1.8
Macomber	12	5-12	.417	2-5	.400	11-0.9	6	0	12-1.0
Macklin	7	3-15	.200	4-8	.500	7-1.0	3	2	10-1.4
Kimrey	4	0-3	.000	3-4	.750	1-0.3	0	0	3-0.8
FSU	26	925-1965	.471	412-633	.651	1336-51.4	494	436	2260-86.9
Opponents	26	774-1708	.453	498-688	.724	1039-40.0	467	308	2056-79.1

1969-70

RECORD: 23-3			HOME: 12-0		AWAY: 9-3		NEUTRAL: 2-0		
Player	G	FGM-FGA	Pct.	FTM-FTA	Pct.	Reb.-Avg.	PF	AT	Pts.-Avg.
Cowens	26	174-355	.490	115-169	.676	447-17.2	86	79	463-17.8
Williams	26	185-291	.636	69-113	.611	285-11.0	85	19	439-17.0
Young	26	151-340	.444	59-80	.738	92-3.5	79	127	361-13.9
Macklin	26	116-249	.466	51-57	.895	63-2.4	75	84	283-10.9
Elizy	26	98-209	.471	65-86	.747	135-5.2	43	24	261-10.0
Harris	26	70-181	.387	46-54	.852	122-4.7	39	31	186-7.2
Cable	24	39-84	.464	35-49	.714	26-1.1	28	12	113-4.7
Garrett	18	36-79	.456	29-37	.784	59-3.3	26	5	101-5.6
Gies	25	37-68	.544	27-36	.750	83-3.3			

YEAR-BY-YEAR STATS

1970-71

RECORD: 17-9		HOME: 12-2		AWAY: 4-5		NEUTRAL: 1-2			
Player	G	FGM-FGA	Pct.	FTM-FTA	Pct.	Reb.-Avg.	PF	AT	Pts.-Avg.
King	26	262-521	.503	65-91	.714	130-5.0	54	51	589-22.7
Royals	26	191-384	.497	89-122	.730	390-15.0	90	36	471-18.1
Ellzy	26	142-268	.534	77-126	.611	208-8.0	57	42	361-13.9
Garrett	26	130-269	.483	68-104	.654	213-8.2	69	36	328-12.5
Petty	26	75-172	.436	47-60	.783	64-2.5	65	227	197-7.6
Harris	26	60-140	.429	14-25	.560	99-3.8	25	28	134-5.2
Young	22	53-141	.376	7-13	.538	35-1.6	50	38	113-5.1
Gay	20	29-60	.483	11-18	.611	55-2.8	21	13	69-3.5
Samuel	15	21-62	.339	15-18	.833	14-0.9	12	15	57-3.8
Burt	13	16-38	.421	2-4	.500	24-1.8	8	7	34-2.6
Macomber	13	8-22	.364	5-10	.500	27-2.1	11	6	21-1.6
Nemergut	1	1-3	.333	0-1	.000	1-1.0	0	0	2-2.0
Glover	1	2-2	1.000	0-0	.000	0-0.0	0	0	4-4.0
FSU	26	990-2082	.476	400-592	.675	1388-53.4	462	499	2380-91.5
Opponents	26	842-1943	.433	401-612	.655	1208-46.5	534	389	2085-80.2

1971-72

RECORD: 27-6		HOME: 11-1		AWAY: 6-4		NEUTRAL: 10-1			
Player	G	FGM-FGA	Pct.	FTM-FTA	Pct.	Reb.-Avg.	PF	AT	Pts.-Avg.
King	32	239-558	.428	95-126	.754	192-6.0	58	69	573-17.9
Royals	32	196-415	.472	109-159	.686	351-11.0	101	85	501-15.7
Garrett	32	169-352	.480	80-109	.734	253-7.9	76	57	418-13.0
McCray	32	166-300	.554	52-89	.584	263-8.2	106	32	384-12.0
Harris	32	104-232	.448	50-74	.676	161-5.0	56	52	258-8.1
Samuel	30	71-152	.467	55-74	.743	50-1.6	30	120	197-6.2
Petty	31	66-149	.443	72-101	.713	63-2.0	68	173	204-6.4
Cole	32	68-150	.453	35-47	.745	59-1.8	42	41	171-5.3
Gay	22	28-52	.538	10-16	.625	42-1.3	22	3	66-2.1
Amick	11	3-10	.300	3-3	1.000	5-0.5	5	1	9-0.8
Calkin	3	0-0	.000	0-1	.000	1-0.3	0	1	0-0.0
Fryer	2	0-1	.000	0-1	.000	1-0.5	0	0	0-0.0
Wright	2	0-1	.000	0-0	.000	2-1.0	0	0	0-0.0
FSU	33	1110-2372	.468	561-800	.701	1608-50.3	564	634	2781-86.9
Opponents	33	904-2153	.420	478-722	.662	1386-43.3	597	470	2286-71.4

1972-73

RECORD: 18-8		HOME: 11-1		AWAY: 2-3		NEUTRAL: 5-4			
Player	G	FGM-FGA	Pct.	FTM-FTA	Pct.	Reb.-Avg.	PF	AT	Pts.-Avg.
Royals	26	193-382	.510	44-68	.647	265-10.2	75	81	430-16.5
McCray	26	170-293	.580	41-71	.577	242-9.3	77	9	381-14.7
Cole	26	138-283	.488	28-40	.700	75-2.9	67	77	304-11.7
Clyde	19	111-216	.514	25-37	.676	131-6.9	50	37	247-13.0
Petty	25	86-209	.411	32-50	.640	55-2.2	69	202	204-8.2
Johnson	26	86-172	.500	27-47	.574	155-6.0	32	23	199-7.7
Gay	22	45-104	.433	14-30	.467	83-3.8	3	26	101-4.6
Grady	21	38-58	.655	23-42	.548	73-3.5	17	7	99-4.7
King	6	41-91	.451	8-13	.615	17-3.3	10	8	90-15.0
Burke	22	27-63	.429	5-6	.833	17-0.8	14	39	59-2.7
Stitt	2	2-7	.286	0-0	.000	2-1.0	0	0	4-2.0
Brownyard	5	1-5	.200	0-0	.000	0-0.0	2	0	2-0.4
Perkins	3	0-2	.000	0-0	.000	1-0.3	0	1	0-0.0
FSU	26	938-1886	.498	244-401	.608	1250-48.0	452	513	2120-81.6
Opponents	26	779-1817	.429	302-427	.707	1022-39.3	443	367	1860-71.5

1973-74

RECORD: 18-8		HOME: 10-0		AWAY: 2-5		NEUTRAL: 6-3			
Player	G	FGM-FGA	Pct.	FTM-FTA	Pct.	Reb.-Avg.	PF	AT	Pts.-Avg.
Warren	26	179-395	.453	82-103	.796	161-6.2	78	68	440-16.9
Cole	26	158-365	.433	34-47	.723	80-3.1	61	96	350-13.5
McCray	26	156-303	.514	34-63	.540	254-9.8	89	14	346-13.3
Grady	26	115-209	.551	45-65	.692	250-9.6	51	24	275-10.6
Smalls	26	105-244	.430	23-30	.767	54-2.1	48	43	233-9.0
Perkins	26	98-203	.482	34-51	.667	207-8.0	62	20	230-8.8
Harris	26	65-128	.508	48-59	.814	50-1.9	68	69	178-6.8
Byrd	26	58-132	.439	27-37	.730	39-1.5	35	91	143-5.5
Aldridge	14	13-31	.419	13-16	.813	18-1.4	4	5	39-2.8
Chassee	14	16-26	.615	3-12	.250	24-1.7	10	3	35-2.5
Burke	6	6-12	.500	0-0	.000	4-0.7	0	2	12-2.0
Harrison	4	2-3	.667	2-5	.400	5-0.8	1	1	6-1.5
Brownyard	4	0-1	.000	2-3	.667	0-0.0	2	1	2-0.5
Abraham	4	0-3	.000	0-0	.000	2-0.5	0	0	0-0.0
Stitt	1	0-0	.000	0-0	.000	0	0	0	0-0.0
FSU	26	971-2055	.472	347-491	.707	1230-47.3	509	436	2289-88.0
Opponents	26	856-1903	.444	333-487	.684	1100-42.3	544	342	2045-78.8

1974-75

RECORD: 18-8		HOME: 15-1		AWAY: 3-7		NEUTRAL: 0-0			
Player	G	FGM-FGA	Pct.	FTM-FTA	Pct.	Reb.-Avg.	PF	AT	Pts.-Avg.
Warren	25	172-363	.474	56-72	.778	139-5.6	82	60	400-16.0
Grady	26	154-265	.581	37-65	.569	267-10.3	72	23	345-13.3
Smalls	26	141-314	.449	33-43	.767	68-2.6	61	110	315-12.1
Perkins	26	126-255	.494	49-79	.620	191-7.3	70	42	301-11.6
Davis	26	104-185	.562	27-41	.659	147-5.7	53	34	235-9.0
Harris	26	91-179	.508	41-61	.672	80-3.1	77	73	223-8.6
Mann	25	58-117	.496	16-25	.640	59-2.4	53	17	132-5.3
Byrd	26	52-108	.481	23-41	.561	15-0.6	30	60	127-4.9
Chassee	19	17-31	.548	8-18	.444	38-2.0	12	6	42-2.2
Stitt	12	12-26	.462	0-1	.000	2-0.2	2	0	24-2.0
Gilbert	6	2-2	1.000	3-7	.429	1-0.2	0	0	7-1.2
Harrison	4	2-5	.400	0-2	.000	6-1.5	2	0	4-1.0
Brodie	4	1-8	.125	1-1	1.000	6-1.5	3	0	3-0.8
FSU	26	932-1858	.502	294-456	.645	1099-42.3	571	425	2158-83.0
Opponents	26	766-1732	.442	330-474	.696	1019-39.2	521	335	1862-71.6

1975-76

RECORD: 21-6		HOME: 13-0		AWAY: 6-3		NEUTRAL: 2-3			
Player	G	FGM-FGA	Pct.	FTM-FTA	Pct.	Reb.-Avg.	PF	AT	Pts.-Avg.
Thompson	27	166-356	.466	58-78	.744	203-7.5	65	52	390-14.4
Davis	27	143-224	.638	45-71	.634	167-6.2	80	65	331-12.3
Warren	27	122-311	.392	24-37	.649	102-3.8	58	52	268-9.9
Grady	27	94-176	.534	32-48	.667	203-7.5	66	25	220-8.1
Harris	27	86-174	.494	44-58	.759	70-2.6	71	53	216-8.0
Allen	26	89-169	.527	37-50	.740	79-3.0	63	28	215-8.3
Byrd	26	84-167	.503	40-55	.727	35-1.3	41	91	208-8.0
Smalls	25	82-160	.513	20-31	.645	22-0.9	39	45	184-7.4
Perkins	27	69-166	.416	34-58	.586	126-4.7	59	24	172-6.4
Smith	20	21-39	.538	16-21	.762	51-2.6	41	24	58-2.9
Kundid	6	0-7	.000	0-0	.000	3-0.5	2	0	0-0.0
FSU	27	956-1949	.491	350-507	.690	1168-43.3	585	459	2264-83.9
Opponents	27	751-1668	.450	360-540	.667	980-36.3	538	361	1862-68.9

1976-77

RECORD: 16-11		HOME: 8-2		AWAY: 4-5		NEUTRAL: 4-4			
Player	G	FGM-FGA	Pct.	FTM-FTA	Pct.	Reb.-Avg.	PF	AT	Pts.-Avg.
Thompson	27	230-495	.464	40-69	.579	205-7.5	83	29	500-18.5
Davis	27	176-310	.567	50-92	.543	212-7.8	100	39	402-14.8
Byrd	27	147-285	.515	96-116	.827	41-1.5	55	159	390-14.4
Smalls	27	129-289	.446	26-31	.838	86-3.1	71	75	284-10.5
Smith	27	76-173	.439	32-50	.640	141-5.2	96	58	184-6.8
Anderson	27	65-105	.619	31-52	.596	141-5.2	56	23	161-5.9
Dillard	25	53-110	.481	40-61	.655	29-1.1	53	35	146-5.8
Brown	18	38-50	.760	18-28	.642	48-2.7	22	1	94-5.2
Jackson	19	8-24	.333	12-22	.545	13-0.6	13	21	28-1.4
Kuhl	12	5-11	.454	4-4	1.000	19-1.5	13	3	14-1.1
Kundid	1	0-0	.000	1-2	.500	0-0.0	0	1	1-1.0
Vetica	7	3-7	.428	0-4	.000	2-0.2	1	1	6-0.8
Others	5	15-29	.517	11-16	.687	20-4.0	17	2	41-8.2
FSU	27	945-1888	.500	361-547	.659	1058-39.2	580	447	2251-83.3
Opponents	27	839-1735	.482	405-563	.719	1190-38.1	559	381	2083-77.1



LaRae Davis was Florida State's second-leading scorer with a career-high 14.5 points per game scoring average during the 1986-87 season. He helped lead the Seminoles to a 19-11 record and to an appearance in the

YEAR-BY-YEAR STATS

1977-78

RECORD: 23-6		HOME: 10-1		AWAY: 7-2		NEUTRAL: 6-3						
Player	G	Min.	FGM-FGA	Pct.	FTM-FTA	Pct.	Reb.-Avg.	PF-DQ	AT	BL	ST	Pts.-Avg.
Davis	28	941	217-376	.577	112-178	.629	208-7.4	73-2	36	14	34	546-19.5
Thompson	29	850	175-362	.483	49-69	.710	211-7.2	83-1	28	13	52	399-13.7
Dillard	29	661	153-282	.542	92-119	.773	74-2.5	92-3	64	8	31	398-13.7
Harris	28	724	153-314	.487	33-51	.647	85-3.0	73-3	56	2	40	339-12.1
Anderson	29	905	93-167	.556	49-60	.816	193-6.6	72-1	36	11	26	235-8.1
Brown	28	402	61-98	.622	46-65	.707	111-3.9	49-1	4	14	5	168-6.0
Jackson	29	864	68-193	.352	36-64	.562	79-2.7	58-0	166	1	73	172-5.9
Mann	27	281	49-117	.418	10-41	.243	55-2.1	50-1	4	2	7	108-4.0
Smith	23	113	14-21	.666	4-9	.444	26-1.1	12-0	9	0	2	32-1.4
Cox	2	6	0-5	.000	2-2	1.000	3-3.1	3-0	0	0	0	2-1.0
Kuhl	8	24	0-5	.000	5-11	.454	13-1.6	6-0	0	2	0	5-0.6
Parks	9	23	1-6	.166	3-7	.428	9-1.0	1-0	3	0	4	5-0.6
Bozeman	10	28	2-8	.250	1-4	.250	7-0.7	3-0	0	0	2	5-0.5
Others -	3		0-3	.000	2-3	.666	5-	1-0	0	0	0	2-
FSU	29	5825	986-1957	.503	444-683	.650	1161-40.0	576-12	408	67	276	2416-83.3
Opponents	29	5825	861-1875	.459	368-532	.691	1045-36.0	621-23	282	75	191	2090-72.0

1978-79

RECORD: 19-10		HOME: 9-1		AWAY: 7-7		NEUTRAL: 3-2						
Player	G	Min.	FGM-FGA	Pct.	FTM-FTA	Pct.	Reb.-Avg.	PF-DQ	AT	BL	ST	Pts.-Avg.
Brown	29	1010	237-343	.691	155-218	.711	242-8.3	92-4	20	25	22	629-21.7
Anderson	24	775	105-179	.587	66-81	.815	175-7.3	70-1	29	10	17	276-11.5
Chatman	29	764	122-270	.452	51-80	.638	127-4.4	69-1	29	13	42	295-10.2
Jackson	29	1039	106-281	.377	43-83	.518	72-2.5	88-4	158	0	58	255-8.8
Bozeman	29	616	94-207	.454	36-55	.655	89-3.1	97-7	19	5	23	224-7.7
Parks	29	736	80-160	.500	48-60	.800	42-1.5	80-3	97	3	32	208-7.2
Mann	29	518	72-161	.447	23-42	.548	96-3.3	71-2	10	2	16	167-5.8
Tookes	25	244	31-68	.456	11-19	.579	67-2.7	40-0	6	3	5	73-2.9
Kuhl	11	62	15-19	.789	2-2	1.000	10-0.9	12-0	3	0	2	32-2.9
Cox	7	21	4-7	.571	7-9	.778	2-0.3	11-1	2	0	2	15-2.1
Collinsworth	6	24	3-7	.429	5-7	.714	8-1.3	2-0	1	0	0	11-1.8
Dillard	2	66	13-26	.500	14-16	.875	8-4.0	5-0	5	0	4	40-20.0
FSU	29	5875	882-1728	.510	461-672	.686	1022-35.2	637-23	379	61	223	2225-76.7
Opponents	29	5875	829-1656	.501	476-674	.706	889-30.7	626-35	316	84	193	2134-73.6

1979-80

RECORD: 22-9		HOME: 10-3		AWAY: 7-5		NEUTRAL: 5-1						
Player	G	Min.	FGM-FGA	Pct.	FTM-FTA	Pct.	Reb.-Avg.	PF-DQ	AT	BL	ST	Pts.-Avg.
Dillard	31	1090	239-458	.521	151-197	.766	130-4.1	93-2	72	13	53	635-20.4
Brown	31	1097	230-356	.646	119-172	.691	238-7.6	85-1	19	16	13	578-18.6
Rolle	31	999	197-322	.611	82-142	.577	245-7.9	98-4	25	42	15	476-15.3
Arnold	23	432	68-167	.407	64-89	.719	31-1.3	50-0	41	2	17	200-8.6
Parks	31	857	93-188	.494	56-77	.727	69-2.2	75-2	83	4	28	243-7.8
Jackson	31	1146	74-173	.427	26-45	.577	76-2.4	87-3	213	8	65	174-5.6
Tookes	31	430	53-112	.473	22-29	.758	118-3.8	44-0	11	3	9	128-4.1
Collinsworth	9	39	3-9	.333	4-4	1.000	8-0.9	10-0	1	2	1	10-1.1
Cox	12	54	3-10	.300	5-11	.454	7-0.5	7-0	4	0	1	11-0.9
Young	4	11	1-3	.333	1-5	.200	1-0.2	2-0	0	0	0	3-0.7
Haynes	5	13	1-4	.250	1-2	.500	1-0.2	3-0	0	0	0	13-0.6
FSU	31	6170	964-1811	.532	529-772	.685	1021-32.9	556-13	471	90	204	2461-79.3
Opponents	31	6170	968-1942	.498	383-559	.685	1018-32.8	669-31	405	99	234	2319-74.8

1980-81

RECORD: 17-11		HOME: 8-2		AWAY: 5-6		NEUTRAL: 4-3						
Player	G	Min.-Avg.	FGM-FGA	Pct.	FTM-FTA	Pct.	Reb.-Avg.	PF-DQ	AT	BL	ST	Pts.-Avg.
Dillard	28	985-35.2	182-372	.489	151-190	.794	98-3.5	100-6	91	11	52	515-18.3
Rolle	28	900-32.1	168-297	.565	111-195	.569	257-9.1	100-3	10	47	15	447-15.9
Bozeman	28	727-26.0	122-235	.519	44-75	.586	108-3.8	94-5	25	3	21	288-10.2
Anderson	27	906-33.6	108-182	.593	59-78	.756	206-7.6	71-4	31	18	32	275-10.1
Parks	28	834-29.8	70-167	.419	49-69	.710	65-2.3	82-4	91	6	30	189-6.7
Arnold	26	438-16.8	53-137	.386	52-67	.776	45-1.7	56-0	23	2	14	158-6.0
Tookes	12	120-10.0	16-50	.320	16-17	.941	25-2.1	9-0	0	1	2	48-4.0
Gilmore	28	510-18.2	33-74	.445	26-48	.541	65-2.3	43-0	7	8	9	92-3.2
Groomes	18	107-5.9	11-27	.407	14-22	.636	35-1.9	23-0	0	0	8	36-2.0
Collinsworth	11	48-4.4	6-13	.461	0-1	.000	11-1.0	15-0	3	1	1	12-1.1
Young	15	106-7.1	3-18	.167	3-4	.750	3-0.2	8-0	5	0	6	9-0.6
Dillard	6	13-2.2	0-3	.000	0-0	.000	0-0.0	1-0	1	1	0	0-0.0
Kuhl	2	3-1.5	0-2	.000	0-0	.000	1-0.5	0-0	0	0	0	0-0.0
Matchett	2	3-1.5	0-1	.000	0-0	.000	0-0.0	1-0	0	0	0	0-0.0
FSU	28	5700	772-1578	.489	525-766	.685	1028-36.7	603-22	287	98	190	2069-73.8
Opponents	28	5700	770-1675	.459	457-654	.698	956-34.1	661-43	323	72	208	1993-71.1

YEAR-BY-YEAR STATS

1981-82

RECORD: 11-17		HOME: 5-8		AWAY: 3-7		NEUTRAL: 3-2							
Player	G	Min.	FGM-FGA	Pct.	FTM-FTA	Pct.	Reb.-Avg.	PF-DQ	AT	BL	ST	Pts.-Avg.	
Wiggins	22	808	223-388	.574	77-102	.754	213-9.7	61-1	40	4	37	523-23.8	
William	28	938	167-365	.457	33-40	.825	61-2.2	76-5	111	3	66	367-13.1	
Gilmore	28	790	125-236	.529	53-90	.589	138-4.9	95-5	15	20	16	303-10.8	
Johnson	28	831	98-210	.466	88-118	.745	132-4.7	92-5	74	6	18	284-10.1	
Speights	28	770	98-200	.490	28-58	.482	133-4.7	68-1	12	5	16	224-8.0	
Myrick	28	630	71-159	.440	43-70	.614	85-3.0	67-5	43	5	30	185-6.6	
Phillip	21	243	25-55	.454	18-28	.642	45-2.1	45-3	2	0	8	68-3.2	
Miles	22	269	16-39	.410	8-11	.727	34-1.5	27-0	5	2	2	40-1.8	
Watson	26	245	12-41	.285	11-13	.846	16-0.6	18-0	20	0	10	35-1.3	
Wilkes	12	45	5-14	.357	4-7	.571	3-0.2	6-0	4	0	6	14-1.2	
Coleman	3	4	1-1	1.000	0-0	.000	1-0.3	1-0	0	0	0	2-0.6	
Crawford	5	7	0-3	.000	1-2	.500	3-0.6	0-0	0	0	0	1-0.2	
FSU	28	5650	850-1740	.488	368-548	.671	967-34.5	570	328	45	210	2068-73.8	
Opponents	28	5650	851-1662	.512	418-623	.670	936-33.4	540	407	84	191	2120-75.7	

1982-83

RECORD: 14-14		HOME: 8-5		AWAY: 4-7		NEUTRAL: 2-2							
Player	G-GS	Min.	FGM-FGA	Pct.	FTM-FTA	Pct.	Reb.-Avg.	PF-DQ	AT	BL	ST	Pts.-Avg.	
Wiggins	24-24	873	216-410	.527	112-147	.762	196-8.2	82-5	39	5	39	544-22.7	
Martello	22-22	664	122-244	.500	63-82	.768	120-5.4	68-5	35	6	35	307-13.9	
William	28-27	970	158-340	.465	50-70	.714	48-1.7	62-1	156	3	156	366-13.1	
Johnson	28-15	746	93-173	.538	53-82	.646	122-4.4	78-2	25	25	25	239-8.5	
Arnold	27-16	551	72-140	.514	57-74	.770	70-2.6	59-3	25	25	25	201-7.4	
Myrick	28-7	495	56-119	.471	36-53	.679	76-2.7	56-4	24	24	24	148-5.3	
Speights	22-6	292	23-69	.333	35-51	.686	55-2.5	33-1	5	5	5	81-3.7	
Miles	26-7	420	24-60	.400	19-24	.792	61-2.3	56-3	14	14	14	67-2.6	
Phillip	27-10	296	25-63	.397	18-32	.563	59-2.2	67-2	7	7	7	68-2.6	
Watson	22-1	176	8-29	.276	11-12	.916	12-0.5	17-0	17	17	17	27-1.2	
Wilkes	10-0	16	2-7	.286	0-1	.000	4-0.4	7-0	2	2	2	4-0.4	
FSU	28	5675	826-1716	.481	470-653	.719	958-34.2	602	353	374	374	2122-75.8	
Opponents	28	5675	845-1665	.507	473-656	.721	954-34.1	597	374	374	374	2163-77.3	

1983-84

RECORD: 20-11		HOME: 13-3		AWAY: 5-7		NEUTRAL: 2-1							
Player	G-GS	Min.-Avg.	FGM-FGA	Pct.	FTM-FTA	Pct.	Reb.-Avg.	PF-DQ	AT	TO	BL	ST	Pts.-Avg.
Gipson	31-31	1086-35.0	260-497	.523	106-173	.613	208-6.7	74-0	19	47	55	21	626-20.2
Martello	31-31	956-30.8	180-322	.559	67-86	.779	172-5.5	82-2	63	53	6	32	427-13.8
Shaffer	31-31	1025-33.1	132-230	.574	44-61	.721	106-3.4	83-4	146	104	9	70	308-9.9
Allen	30-29	879-29.3	109-211	.517	37-73	.507	148-4.9	99-6	6	35	23	25	255-8.5
William	28-27	996-35.6	103-201	.512	30-44	.682	60-2.1	78-3	215	131	2	62	236-8.4
Arnold	31-1	415-13.4	55-102	.539	85-101	.842	76-2.5	37-0	25	27	2	17	195-6.3
Myrick	30-1	333-11.1	43-91	.473	20-30	.667	69-2.3	44-0	23	30	5	17	106-3.5
Speights	21-0	180-8.6	21-40	.525	11-18	.611	48-2.3	25-0	9	21	0	2	53-2.5
Miles	17-0	125-7.3	12-22	.545	8-18	.444	25-1.5	22-0	4	5	0	1	32-1.9
Farrar	25-4	185-7.4	15-38	.395	10-12	.833	12-0.5	19-1	16	18	0	12	40-1.6
Johnson	12-0	48-4.0	4-12	.333	6-10	.600	7-0.6	4-0	1	5	3	1	14-1.2
Watson	4-0	18-4.5	2-3	.667	1-2	.500	2-0.5	1-0	7	2	0	1	5-1.1
FSU	31	6250	936-1769	.529	426-630	.676	999-32.2	569	534	477	105	261	2298-74.1
Opponents	31	6250	867-1837	.472	395-602	.656	1025-33.1	587	440	487	59	208	2129-68.7

1984-85

RECORD: 14-16		HOME: 9-5		AWAY: 2-9		NEUTRAL: 3-2							
Player	G-GS	Min.-Avg.	FGM-FGA	Pct.	FTM-FTA	Pct.	Reb.-Avg.	PF-DQ	AT	TO	BL	ST	Pts.-Avg.
Gipson	30-30	1040-35.0	236-489	.483	96-150	.640	234-7.8	87-2	32	58	47	21	568-18.9
Allen	28-27	901-32.2	187-352	.531	62-101	.614	190-6.8	83-4	14	43	28	37	436-15.6
Farrar	30-30	1005-33.5	138-271	.509	40-55	.727	86-2.9	92-6	110	78	8	42	316-10.5
Shaffer	28-24	849-30.3	121-267	.453	49-74	.662	96-3.4	88-4	171	84	6	81	292-10.4
Myrick	30-29	976-32.5	116-237	.489	70-101	.693	186-6.2	88-5	75	69	16	46	302-10.1
Fitchett	29-5	661-22.8	74-121	.612	51-74	.689	109-3.8	58-2	24	21	16	19	198-6.8
Speights	19-0	198-10.4	28-52	.538	30-45	.667	68-3.6	20-0	12	24	2	6	86-4.5
Carter	14-0	53-3.8	10-23	.435	4-6	.667	13-0.9	12-0	2	3	1	2	24-1.7
Mabry	23-0	123-5.3	9-25	.360	8-15	.538	6-0.3	21-1	25	23	0	6	26-1.1
Martin	11-0	40-3.6	2-6	.333	3-3	1.000	7-0.6	5-0	0	2	0	0	7-0.6
FSU	30	6025	935-1877	.498	432-646	.669	1101-36.7	564	484	416	124	266	2302-76.7
Opponents	30	6025	860-1854	.464	434-633	.686	1075-35.8	600	374	438	71	186	2154-71.8

YEAR-BY-YEAR STATS

1985-86

RECORD: 12-17	HOME: 11-4		AWAY: 0-12		NEUTRAL: 1-1								
Player	G-GS	Min.-Avg.	FGM-FGA	Pct.	FTM-FTA	Pct.	Reb.-Avg.	PF-DQ	AT	TO	BL	ST	Pts.-Avg.
Barber	29-26	933-32.2	204-402	.507	78-102	.765	69-2.4	60-1	146	138	4	52	486-16.8
Allen	27-26	849-31.4	152-330	.461	67-112	.598	163-6.2	88-6	18	47	30	32	371-13.7
Davis	25-24	784-31.4	129-237	.544	42-52	.808	110-4.4	58-1	97	63	3	32	300-12.0
Fitchett	29-29	865-29.8	126-205	.615	43-61	.705	130-4.5	62-1	31	54	24	30	295-10.2
Choice	24-9	571-23.8	88-182	.484	63-79	.797	103-4.5	62-1	7	38	14	8	239-10.0
Shaffer	23-18	603-26.2	68-144	.472	41-58	.707	98-4.3	78-5	85	58	9	30	177-7.7
Hunter	28-9	461-16.5	88-158	.557	14-32	.438	130-4.6	57-1	9	22	6	12	190-6.8
McCloud	27-1	283-10.5	42-87	.483	31-49	.633	49-1.8	35-0	26	44	2	13	115-4.4
Karasek	11-2	117-10.6	11-30	.367	7-10	.700	20-1.9	18-1	5	8	1	2	29-2.6
Mabry	14-0	56-4.1	7-15	.467	16-18	.889	6-0.4	7-0	8	6	0	3	30-2.2
Mateer	23-1	223-9.7	20-43	.465	6-11	.545	46-2.0	34-0	29	31	0	11	46-2.0
Carter	13-0	45-3.5	10-22	.454	4-6	.667	24-1.9	8-0	0	9	3	2	24-1.9
Larson	4-0	10-2.5	0-3	.000	2-3	.667	2-0.5	1-0	0	1	1	1	2-0.5
FSU	29	5800	945-1858	.509	414-593	.698	980-33.8	568-17	461	519	97	228	2304-79.4
Opponents	29	5800	950-1899	.500	457-632	.723	1088-37.5	559-17	457	508	72	187	2357-81.3

1986-87

RECORD: 19-11	HOME: 14-2		AWAY: 3-8		NEUTRAL: 2-1										
Player	G-GS	Min.-Avg.	FGM-FGA	Pct.	3PM-3PA	Pct.	FTM-FTA	Pct.	Reb.-Avg.	PF-DQ	AT	TO	BL	ST	Pts.-Avg.
Barber	30-29	1033-34.4	191-400	.478	72-161	.447	122-152	.803	69-2.3	77-2	144	102	4	38	576-19.2
Davis	30-28	957-31.9	150-311	.482	80-175	.457	54-71	.761	123-4.1	65-3	91	66	3	37	434-14.5
Allen	30-29	954-31.9	144-312	.462	0-2	.000	88-127	.693	235-7.8	98-3	28	35	22	22	376-12.6
Fitchett	30-24	835-27.8	135-236	.572	10-25	.400	59-72	.819	158-5.4	68-4	32	45	26	17	339-11.3
Choice	30-19	653-21.8	102-189	.540	0-2	.000	32-49	.653	126-4.2	76-0	6	44	22	16	236-7.9
McCloud	30-4	590-19.7	87-197	.442	14-47	.298	42-68	.618	126-4.2	57-0	43	53	2	4	230-7.7
Karasek	27-10	474-17.6	65-132	.492	0-0	.000	29-50	.580	104-3.9	76-2	7	45	1	5	159-5.9
Hunter	29-4	354-12.2	63-128	.492	0-0	.000	16-37	.432	111-3.8	49-0	4	21	8	10	142-4.9
Mateer	20-0	171-8.6	3-20	.150	2-14	.143	4-9	.444	11-0.6	14-0	25	21	0	8	12-0.6
Carter	7-0	20-2.9	2-10	.200	0-1	.000	2-2	1.000	5-0.7	7-0	0	2	0	1	6-0.9
MacPhee	5-0	9-1.8	0-5	.000	0-1	.000	0-1	.000	1-0.2	2-0	1	2	0	1	0-0.0
FSU	30	6050	942-1940	.486	178-428	.416	448-638	.702	1161-38.7	589-14	381	436	88	159	2510-83.7
Opponents	30	6050	899-2026	.444	118-295	.400	435-632	.688	1153-38.4	598-24	330	426	93	153	2351-78.4

1987-88

RECORD: 19-11	HOME: 13-2		AWAY: 3-6		NEUTRAL: 3-3										
Player	G-GS	Min.-Avg.	FGM-FGA	Pct.	3PM-3PA	Pct.	FTM-FTA	Pct.	Reb.-Avg.	PF-DQ	AT	TO	BL	ST	Pts.-Avg.
McCloud	30-30	902-30.1	193-403	.479	72-159	.453	88-112	.786	111-3.7	69-3	105	85	6	34	546-18.2
Dawson	30-29	904-30.1	212-393	.539	1-5	.200	111-153	.725	228-7.6	94-4	25	65	8	20	536-17.9
Mayes	30-29	780-26.0	142-299	.475	46-100	.460	66-90	.733	83-2.8	89-4	62	61	2	45	396-13.2
Hunter	30-30	868-28.9	122-207	.589	0-0	.000	37-71	.521	269-9.0	88-3	25	37	19	34	281-9.4
Polite	30-1	505-16.8	69-117	.590	0-0	.000	50-70	.714	115-3.8	47-0	7	27	4	10	188-6.3
Johnson	29-11	484-16.7	60-103	.582	9-23	.391	41-46	.891	48-1.6	29-0	48	24	0	14	170-5.9
Fitchett	30-17	493-16.4	53-115	.461	16-33	.485	23-29	.793	88-2.9	40-0	19	28	20	16	145-4.8
Mitchell	30-0	326-10.9	37-86	.430	0-0	.000	34-60	.567	22-0.7	41-1	37	33	0	16	108-3.6
Boyd	28-0	248-8.9	24-57	.421	9-23	.391	18-26	.692	19-0.7	21-0	40	28	1	10	75-2.7
White	30-0	324-10.8	20-47	.425	0-3	.000	16-44	.364	53-1.8	37-0	28	35	8	13	56-1.9
Barnes	9-0	33-4.0	5-11	.454	1-6	.167	1-3	.333	4-0.4	3-0	3	2	0	1	12-1.3
Fedor	16-0	89-6.2	6-19	.316	0-0	.000	3-11	.273	19-1.2	13-0	2	5	1	1	15-0.9
FSU	30	6025	943-1857	.508	154-352	.437	488-715	.682	1147-38.2	571-15	401	430	69	214	2528-84.3
Opponents	30	6025	865-1861	.465	138-401	.344	422-595	.709	957-31.9	627-19	365	450	94	193	2285-76.2

1988-89

RECORD: 22-8	HOME: 13-2		AWAY: 8-3		NEUTRAL: 1-3										
Player	G-GS	Min.-Avg.	FGM-FGA	Pct.	3PM-3PA	Pct.	FTM-FTA	Pct.	Reb.-Avg.	PF-DQ	AT	TO	BL	ST	Pts.-Avg.
McCloud	30-28	1067-36	207-462	.448	115-262	.439	154-176	.875	109-3.6	70-1	125	97	6	53	683-22.8
Dawson	30-30	1036-35	243-460	.528	25-83	.301	118-160	.738	206-6.9	96-4	20	79	5	32	629-21.0
Mayes	23-19	645-28	126-229	.550	24-76	.316	29-39	.744	53-2.3	59-2	62	47	2	35	305-13.3
Thomas	30-23	774-26	110-213	.516	0-1	.000	76-104	.731	192-6.4	92-3	22	49	18	23	296-9.9
Hunter	30-30	835-28	122-214	.570	0-1	.000	28-45	.622	249-8.3	76-0	28	25	20	38	272-9.1
Mitchell	28-15	679-24	84-166	.506	1-2	.500	78-120	.650	72-2.6	66-3	82	51	4	34	247-8.8
Boyd	25-4	397-16	41-95	.432	8-25	.320	37-50	.740	55-2.2	39-0	29	23	4	19	127-5.1
Polite	6-0	76-13	10-20	.500	0-0	.000	6-17	.353	23-3.8	5-0	2	3	1	1	26-4.3
Wells	9-0	27-3	9-14	.643	0-1	.000	2-3	.667	14-1.6	6-0	1	1	0	0	20-2.2
Johnson	27-0	158-6	13-38	.342	6-19	.316	16-19	.842	17-0.6	10-0	10	11	2	3	48-1.8
White	28-0	217-8	18-25	.720	1-1	1.000	9-26	.346	41-1.5	29-0	20	17	8	11	46-1.6
Hands	12-0	2-1	110-5	12.34	.353	1-3	.333	5-7	.714	9-0.4	7-0	8	12	2	30-1.4
Barnes	9-0	18-2	4-8	.500	0-0	.000	2-4	.500	4-0.4	0-0	1	3	0	0	10-1.1
Miles	6-0	11-2	0-2	.000	0-0	.000	0-0	.000	1-0.2	2-0	1	1	1	0	0-0.0
FSU	30	6050	999-1980	.505	181-474	.382	560-770	.727	1116-37.2	557-13	411	419	71	251	2739-91.3
Opponents	30	6050	957-1989	.481	141-385	.366	367-541	.678	1096-36.5	672-22	408	502	72	188	2422-80.7

YEAR-BY-YEAR STATS

1989-90

RECORD: 16-15		HOME: 9-4		AWAY: 6-6		NEUTRAL: 1-5											
Player	G-GS	Min.-Avg.	FGM-FGA	Pct.	3PM-3PA	Pct.	FTM-FTA	Pct.	Reb.-Avg.	PF-DQ	AT	TO	BL	ST	Pts.-Avg.		
Mayes	24-23	874-36	198-414	.478	58-161	.360	105-126	.833	81-3.4	76-4	93	94	2	52	559-23.3		
Thomas	31-30	1073-35	207-430	.481	0-4	.000	105-151	.695	236-7.6	109-4	30	82	31	39	519-16.7		
Polite	31-31	967-31	156-268	.582	4-11	.364	117-173	.676	262-8.5	81-3	29	75	4	40	433-14.0		
Graham	31-20	775-25	126-269	.468	11-30	.367	51-69	.739	110-3.5	69-2	37	61	8	26	314-10.1		
Boyd	31-24	882-28	71-199	.357	21-66	.318	35-53	.660	121-3.9	71-0	73	71	7	34	198-6.4		
Copeland	28-6	486-17	22-73	.301	12-33	.364	47-62	.758	34-1.2	34-0	48	35	0	29	103-3.7		
Dobard	29-0	349-12	38-68	.559	0-0	.000	12-23	.522	82-2.8	37-1	6	21	36	2	88-3.0		
Miller	18-0	109-6	17-32	.531	8-15	.533	6-11	.545	9-0.5	5-0	8	4	0	6	48-2.7		
Hands	31-4	307-10	23-66	.348	1-10	.100	12-17	.706	30-1.0	22-0	20	32	0	13	59-1.9		
Wells	13-0	57-4	7-15	.467	0-2	.000	2-4	.500	4-0.3	4-0	0	4	0	1	16-1.2		
White	26-16	397-15	14-36	.389	0-3	.000	3-9	.333	66-2.5	48-0	41	30	8	12	31-1.2		
Miles	4-0	7-2	1-2	.500	1-1	1.000	0-1	.000	4-1.0	1-0	0	1	0	0	3-0.8		
Barnes	8-1	42-5	2-14	.143	1-7	.143	0-1	.000	1-0.1	2-0	4	3	0	2	5-0.6		
FSU	31	6325	882-1886	.468	117-343	.341	495-700	.707	1123-36.2	559-14	389	513	96	256	2376-76.6		
Opponents	31	6325	909-1903	.478	122-363	.336	401-570	.704	1048-33.8	620-25	486	481	100	206	2341-75.5		

1990-91

RECORD: 21-11		HOME: 12-2		AWAY: 4-8		NEUTRAL: 5-1											
Player	G-GS	Min.-Avg.	FGM-FGA	Pct.	3PM-3PA	Pct.	FTM-FTA	Pct.	Off-Def.	Tot.-Avg.	PF-DQ	AT	TO	BL	ST	Pts.-Avg.	
Edwards	32-32	1046-33	200-385	.519	12-36	.333	112-158	.709	94-133	227-7.1	97-0	61	83	36	32	524-16.4	
Polite	32-31	930-29	144-305	.472	7-21	.333	124-190	.653	114-159	273-8.5	67-2	31	75	2	35	419-13.1	
Boyd	32-31	855-28	129-330	.391	55-178	.309	66-93	.710	26-67	93-2.9	90-2	69	68	4	36	379-11.8	
Graham	32-6	685-21	131-306	.428	36-104	.346	52-73	.712	41-45	86-2.7	73-1	30	43	7	25	350-10.9	
Dobard	29-27	709-24	110-193	.570	0-0	.000	27-50	.540	64-86	150-5.2	80-5	26	49	47	24	247-8.5	
Ward	30-21	715-24	81-178	.455	15-48	.313	62-87	.713	23-66	89-3.0	53-1	103	60	8	71	239-8.0	
Hands	13-0	70-5	14-31	.452	2-6	.333	7-13	.538	7-6	13-1.0	4-0	6	9	1	3	37-2.8	
Myers	32-8	462-14	23-51	.451	3-10	.300	36-44	.818	15-29	44-1.4	33-1	58	39	1	20	85-2.7	
White	29-0	286-10	31-64	.484	8-19	.421	4-20	.200	18-35	53-1.8	27-0	28	25	7	9	74-2.6	
Copeland	13-1	94-7	7-22	.318	3-12	.250	14-19	.737	1-6	7-0.5	13-0	9	12	0	7	31-2.4	
Salters	25-0	159-6	23-49	.469	0-1	.000	11-19	.579	17-22	39-1.6	24-1	8	10	5	6	57-2.3	
Reid	32-2	302-9	22-64	.344	0-1	.000	17-28	.607	26-62	88-2.8	56-0	5	16	34	5	61-1.9	
Nichols	6-0	26-4	3-7	.429	1-2	.500	4-9	.444	1-6	7-1.2	2-0	1	0	0	0	11-1.8	
Miller	14-1	56-4	6-16	.375	5-9	.556	6-6	1.000	6-3	9-0.6	3-0	5	3	0	2	23-1.6	
FSU	32	6424	924-2001	.462	147-446	.330	542-809	.670	453-725	1261-39.4	622	440	492	152	275	2537-79.3	
Opponents	32	6425	883-1995	.443	171-476	.359	492-703	.700	413-642	1161-36.3	652	441	503	93	231	2429-75.9	

1991-92

RECORD: 22-10		HOME: 10-3		AWAY: 7-3		NEUTRAL: 5-4											
Player	G-GS	Min.-Avg.	FGM-FGA	Pct.	3PM-3PA	Pct.	FTM-FTA	Pct.	Off-Def.	Tot.-Avg.	PF-DQ	AT	TO	BL	ST	Pts.-Avg.	
Cassell	31-31	1046-34	206-454	.454	58-164	.354	100-142	.704	40-101	141-4.5	108-5	119	92	8	56	570-18.4	
Edwards	30-30	1076-36	197-385	.512	12-53	.226	106-142	.747	106-165	271-9.0	95-2	80	90	41	48	512-17.1	
Graham	30-24	765-26	143-324	.441	36-108	.333	69-85	.812	42-63	105-3.5	75-1	19	46	1	28	391-13.0	
Sura	31-12	872-28	124-269	.461	38-98	.388	94-150	.627	39-68	107-3.5	67-0	76	72	5	41	380-12.3	
Dobard	29-26	841-29	138-221	.624	0-2	.000	43-72	.597	82-113	195-6.7	73-2	35	57	46	24	319-11.0	
Ward	28-22	841-30	72-145	.497	22-48	.458	35-66	.530	19-71	90-3.2	67-2	122	74	6	75	201-7.2	
Reid	30-9	494-16	38-85	.447	0-0	.000	20-46	.435	43-81	124-4.1	84-4	8	33	32	9	96-3.2	
Wells	19-1	146-8	20-36	.556	2-8	.250	11-18	.611	11-23	34-1.8	6-0	2	7	6	3	53-2.8	
Miller	11-0	48-4	6-17	.353	2-8	.250	3-5	.600	2-4	6-0.5	3-0	1	2	0	3	17-1.5	
Donald	21-0	133-6	10-28	.357	0-2	.000	5-6	.833	9-9	18-0.9	17-0	7	8	0	3	25-1.2	
Gruhl	6-0	10-2	0-5	.000	0-0	.000	1-2	.500	3-1	4-0.7	0-0	0	1	0	0	1-0.2	
Porter	2-0	2-2	0-1	.000	0-0	.000	0-0	.000	0-0	0-0.0	0-0	0	0	0	0	0-0.0	
Team										74-2.4	10						
FSU	32	6275	954-1970	.484	170-491	.346	487-734	.664	396-699	1194-38.5	595	469	482	145	290	2565-82.7	
Opponents	32	6275	859-1927	.446	213-558	.382	469-677	.693	371-649	1145-36.9	590	447	518	99	223	2400-77.4	

1992-93

RECORD: 25-10		HOME: 13-2		AWAY: 7-4		NEUTRAL: 5-4											
Player	G-GS	Min.-Avg.	FGM-FGA	Pct.	3PM-3PA	Pct.	FTM-FTA	Pct.	Off-Def.	Tot.-Avg.	PF-DQ	AT	TO	BL	ST	Pts.-Avg.	
Sura	34-34	1213-35.7	241-533	.452	73-220	.332	120-188	.638	81-128	209-6.1	87-2	92	129	7	54	675-19.9	
Edwards	31-31	1085-35.0	224-424	.528	6-25	.240	114-158	.722	130-160	290-9.4	102-5	91	84	44	43	568-18.3	
Cassell	35-35	1298-37.1	234-466	.502	50-131	.382	123-162	.759	47-105	152-4.3	110-7	170	98	10	97	641-18.3	
Dobard	35-35	1105-31.6	170-297	.572	0-1	.000	64-98	.653	76-138	214-6.1	101-3	47	72	111	37	404-11.5	
Ward	17-14	557-32.8	49-106	.462	16-50	.320	18-27	.667	9-36	45-2.6	32-0	93	36	5	48	132-7.8	
Carroll	30-4	459-15.3	57-143	.399	26-79	.329	23-33	.697	25-52	77-2.6	70-1	22	45	21	12	157-4.6	
Wells	34-10	548-16.1	66-131	.504	7-28	.250	18-34	.529	42-81	123-3.6	38-0	4	18	3	1	114-3.5	
Robinson	33-1	307-9.3	47-82	.573	0-0	.000	20-35	.571	27-38	65-2.0	18-1	2	4	2	2	17-3.4	
Reid	5-5	101-20.2	7-14	.500	0-0	.000	3-6	.500	10-11	21-4.2	22-0	20	22	1	15	96-3.3	
Hands	29-6	304-10.5	37-81	.457	8-23	.348	14-29	.483	7-19	26-0.9	2-0	0	1	0	0	9-1.8	
FSU	35	7125	1145-2315	.495	187-564	.332	543-807	.673	460-784	1376-39.3	606	584	554	210	322	3020-86.3	
Opponents	35	7125	1170-2392	.450	220-587	.375	414-631	.656	551-790	1341-38.3	669	563	581	102	257	2788-79.7	

YEAR-BY-YEAR STATS

1993-94

RECORD: 13-14		HOME: 10-4		AWAY: 2-9		NEUTRAL: 1-1											
Player	G-GS	Min.-Avg.	FGM-FGA	Pct.	3PM-3PA	Pct.	FTM-FTA	Pct.	Off-Def.	Tot.-Avg.	PF-DQ	AT	TO	BL	ST	Pts.-Avg.	
Sura	27-26	932-34.5	202-431	.469	52-164	.317	117-179	.654	79-134	213-7.9	67-2	121	112	19	65	573-21.2	
Graham	24-17	658-27.4	103-247	.417	32-89	.360	44-58	.759	34-50	84-3.5	54-2	28	45	1	20	282-11.8	
Carroll	4-4	92-23.0	18-38	.474	9-22	.409	0-3	.000	1-11	12-3.0	3-0	4	5	1	7	45-11.3	
Collins	27-16	729-27.0	110-270	.407	39-120	.325	39-57	.684	46-58	104-3.9	58-1	62	62	7	37	298-11.0	
Ward	16-16	574-35.9	61-167	.365	21-83	.253	25-40	.625	23-39	62-3.9	36-2	78	42	2	44	168-10.5	
Robinson	26-22	678-26.1	79-156	.506	0-0	.000	35-63	.556	49-106	155-6.0	57-2	11	46	5	9	193-7.4	
Reid	27-19	643-23.8	73-156	.468	0-2	.000	41-73	.562	82-85	167-6.2	101-10	13	37	54	13	187-6.9	
Luchman	27-8	495-18.3	59-114	.518	0-0	.000	38-53	.717	42-67	109-4.0	79-4	14	35	12	12	156-5.8	
Cooper	7-1	90-12.9	12-30	.400	1-6	.167	4-9	.444	5-6	11-1.6	12-0	8	9	1	6	29-4.1	
Shepherd	24-2	199-8.3	21-56	.375	11-29	.379	18-21	.857	6-19	25-1.0	17-0	19	17	1	10	71-3.0	
Kerner	18-2	178-9.9	16-29	.552	0-0	.000	13-21	.619	6-24	30-1.7	19-0	6	9	5	2	45-2.5	
Bryant	9-1	82-9.1	2-8	.250	1-3	.333	15-17	.882	1-2	3-0.3	7-0	7	8	0	5	20-2.2	
Nasworthy	2-0	4-2.0	2-2	1.000	0-0	.000	0-0	.000	1-0	1-0.5	0-0	0	1	0	0	4-2.0	
Grabuloff	8-0	42-5.3	2-8	.250	0-2	.000	3-4	.750	3-5	8-1.0	4-0	6	3	2	1	7-0.9	
Azama	2-0	7-3.5	0-1	.000	0-0	.000	0-0	.000	0-0	0-0.0	0-0	0	0	0	0	0-0.0	
FSU	27	5403	765-1713	.444	166-520	.319	392-598	.656	378-606	1076-39.9	514	377	431	110	231	2078-77.0	
Opponents	27	5403	766-1643	.435	169-468	.361	423-637	.664	382-632	1014-37.6	501	433	442	111	203	2020-74.8	

1994-95

RECORD: 12-15		HOME: 10-5		AWAY: 2-8		NEUTRAL: 0-2											
Player	G-GS	Min.-Avg.	FGM-FGA	Pct.	3PM-3PA	Pct.	FTM-FTA	Pct.	Off-Def.	Tot.-Avg.	PF-DQ	AT	TO	BL	ST	Pts.-Avg.	
Sura	27-26	981-36.3	164-393	.417	51-158	.323	123-179	.687	55-130	185-6.9	76-3	146	92	5	49	502-18.6	
Collins	27-27	902-33.4	181-354	.511	72-164	.439	53-76	.697	59-57	116-4.3	73-3	48	74	7	37	487-18.0	
Louis	27-27	825-30.6	120-267	.449	1-4	.250	54-76	.711	100-110	210-7.8	79-4	18	60	74	14	295-10.9	
Carroll	26-3	518-19.9	72-172	.419	42-112	.375	17-21	.810	18-52	70-2.7	38-0	20	43	1	5	203-7.8	
Greer	26-24	676-26.0	55-136	.404	24-66	.364	12-16	.750	13-63	76-2.9	30-0	78	45	2	34	146-5.6	
Reid	27-12	425-15.7	46-85	.541	0-0	.000	19-31	.613	44-63	107-4.0	75-5	6	45	39	6	111-4.1	
Curry	24-0	362-15.1	28-90	.311	14-49	.286	16-29	.552	32-36	68-2.8	37-0	27	25	5	12	86-3.6	
Luchman	25-8	362-14.5	35-81	.432	0-0	.000	18-36	.500	33-46	79-3.2	57-1	12	17	15	17	88-3.5	
Sheperd	15-3	165-11.0	18-44	.409	7-24	.292	8-10	.800	8-13	21-1.4	18-0	20	14	0	5	51-3.4	
Wooden	23-5	205-8.9	25-47	.532	0-4	.000	6-10	.600	15-27	42-1.8	31-0	10	17	19	6	56-2.4	
Brower	2-0	27-13.5	1-6	.167	0-5	.000	0-0	.000	0-3	3-1.5	1-0	1	5	0	1	2-1.0	
Mulligan	4-0	7-1.8	0-4	.000	0-2	.000	0-2	.000	0-0	0-0.0	0-0	0	1	0	0	0-0.0	
FSU	27	5455	745-1679	.444	211-588	.359	326-486	.671	377-600	1036-38.4	515	386	440	167	186	2027-75.1	
Opponents	27	5455	714-1630	.438	166-438	.379	419-588	.713	376-589	965-35.7	468	355	379	68	202	2013-74.6	

1995-96

RECORD: 13-14		HOME: 9-6		AWAY: 2-7		NEUTRAL: 2-1											
Player	G-GS	Min.-Avg.	FGM-FGA	Pct.	3PM-3PA	Pct.	FTM-FTA	Pct.	Off-Def.	Tot.-Avg.	PF-DQ	AT	TO	BL	ST	Pts.-Avg.	
Collins	27-27	966-35.8	172-412	.417	69-199	.347	81-120	.675	47-74	121-4.5	75-1	86	68	9	62	494-18.3	
Jackson	24-15	630-26.3	90-180	.500	4-14	.286	43-68	.632	53-73	126-5.3	50-0	13	35	30	14	227-9.5	
Greer	27-25	815-30.2	91-203	.448	18-62	.290	53-83	.639	18-75	93-3.4	30-0	131	65	3	31	253-9.4	
Louis	23-17	637-27.7	84-198	.424	0-0	.000	47-75	.627	64-86	150-6.5	57-4	12	38	43	16	215-9.3	
Luchman	27-21	638-23.6	97-155	.626	0-0	.000	55-80	.688	75-97	172-6.4	102-10	21	42	26	35	249-9.2	
Brower	26-9	394-15.2	61-140	.436	27-71	.380	24-34	.706	15-29	44-1.7	33-1	31	28	0	15	173-6.7	
Curry	27-18	595-22.0	56-162	.346	24-71	.338	38-58	.655	40-50	90-3.3	59-4	35	27	4	32	174-6.4	
Shepherd	26-1	370-14.2	41-117	.350	27-75	.360	41-58	.707	20-24	44-1.7	29-0	49	28	0	19	150-5.8	
McClendon	9-0	112-12.4	9-28	.321	2-6	.333	7-15	.467	6-13	19-2.1	6-0	3	5	0	5	27-3.0	
Sparks	20-1	163-8.2	19-40	.475	3-7	.429	11-19	.579	11-26	37-1.9	37-1	7	18	3	3	52-2.6	
Wooden	13-1	86-6.6	7-11	.636	1-1	1.000	3-8	.375	9-13	22-1.7	22-1	7	7	4	4	18-1.4	
Mulligan	3-0	5-1.7	0-4	.000	0-0	.000	1-2	.500	1-0	1-0.3	0-0	1	0	0	0	1-0.3	
Nasworthy	1-0	0-0.0	0-0	.000	0-0	.000	0-0	.000	0-0	0-0.0	0-0	0	0	0	0	0-0.0	
FSU	27	5411	727-1650	.441	175-506	.346	404-620	.652	359-560	1002-32.2	508	396	361	122	236	2033-75.3	
Opponents	27	5411	687-1554	.442	190-529	.359	409-604	.677	365-631	996-35.7	549	361	426	82	195	1973-73.1	

1996-97

RECORD: 20-12		HOME: 13-3		AWAY: 5-7		NEUTRAL: 2-2											
Player	G-GS	Min.-Avg.	FGM-FGA	Pct.	3PM-3PA	Pct.	FTM-FTA	Pct.	Off-Def.	Tot.-Avg.	PF-DQ	AT	TO	BL	ST	Pts.-Avg.	
Collins	31-31	1081-34.9	182-397	.458	75-203	.369	75-112	.670	51-107	158-5.1	85-0	87	65	14	55	514-16.6	
Jackson	31-26	879-28.4	135-303	.446	7-18	.389	65-109	.596	80-114	194-6.3	79-1	18	52	46	23	342-11.0	
Louis	25-14	677-27.1	109-219	.498	0-0	.000	57-88	.648	66-104	170-6.8	71-2	9	42	30	18	275-11.0	
Thompson	32-29	960-30.0	103-257	.401	31-88	.352	43-67	.642	27-81	108-3.4	86-4	184	98	10	71	280-8.8	
Greer	32-20	870-27.2	91-213	.427	38-105	.362	49-80	.613	41-83	124-3.9	52-2	71	42	9	39	269-8.4	
Luchman	32-25	729-22.8	97-188	.516	0-0	.000	65-89	.730	77-115	192-6.0	99-5	15	24	19	27	259-8.1	
Brower	29-3	445-15.3	65-144	.451	28-84	.333	24-36	.667	10-26	36-1.2	42-0	27	35	1	13	182-6.3	
Hale	32-10	417-13.9	47-110	.427	9-38	.237	27-40	.675	26-43	69-2.3	35-0	14	25	10	9	130-4.3	
Deas	31-3	329-10.6	28-76	.368	6-20	.300	15-27	.556	7-36	43-1.4	38-1	66	48	1	24	77-2.5	
Sparks	5-0	33-6.60	6-11	.545	0-1	.000	0-2	.000	1-4	5-1.0	7-0	1	4	0	1	12-2.4	
Mulligan	9-0	27-3.0	3-9	.333	1-1	1.000	1-6	.167	0-3	3-0.3	7-0	0	4	2	0	8-0.9	
Polley	1-0	3-3.0	0-1	.000	0-0	.000	0-0	.000	0-0	0-0.0	0-0	0	0	0	0	0-0.0	
FSU	32	6450	866-1928	.449	195-558	.349	421-656	.642	386-716	1206-37.7	601	492	439	142	280	2348-73.4	
Opponents	32	6450	758-1896	.400													

YEAR-BY-YEAR STATS

1997-98

RECORD: 18-14		HOME: 9-5		AWAY: 6-6		NEUTRAL: 3-3											
Player	G-GS	Min.-Avg.	FGM-FGA	Pct.	3PM-3PA	Pct.	FTM-FTA	Pct.	Off-Def.	Tot.-Avg.	PF-DQ	AT	TO	BL	ST	Pts.-Avg.	
Jackson	31-28	867-28.0	153-314	.487	3-19	.158	85-118	.720	61-111	172-5.5	79-5	34	80	37	26	394-12.7	
Baker	31-28	873-28.2	120-240	.500	33-98	.337	99-124	.798	45-88	133-4.3	108-3	64	78	7	59	372-12.0	
Greer	32-32	988-30.9	127-321	.396	43-147	.293	57-76	.750	52-93	145-4.5	61-1	81	64	6	32	354-11.1	
Louis	32-31	882-27.6	134-241	.556	0-0	.000	74-132	.561	70-155	225-7.0	80-3	28	40	50	18	342-10.7	
Thompson	32-32	1072-33.5	104-283	.367	19-80	.238	55-76	.724	15-110	125-3.9	91-2	172	124	9	60	282-8.8	
Hale	32-4	569-17.8	70-147	.476	20-61	.328	27-44	.614	46-81	127-4.0	75-1	35	40	16	15	187-5.8	
Shabazz	32-4	517-16.2	61-110	.555	0-0	.000	42-90	.467	57-63	120-3.8	55-0	9	43	37	13	164-5.1	
Brower	6-0	50-8.3	7-15	.467	3-8	.375	3-4	.750	0-6	6-1.0	2-0	2	3	0	0	20-3.3	
Mulligan	16-1	107-6.7	13-25	.520	0-0	.000	11-17	.647	11-4	15-0.9	10-0	4	11	0	0	37-2.3	
Deas	21-0	158-7.5	15-40	.375	4-13	.308	9-12	.750	1-17	18-0.9	21-0	22	31	1	12	43-2.0	
Simmons	24-0	177-7.4	17-47	.362	0-3	.000	11-19	.579	17-14	31-1.3	31-0	2	10	2	1	45-1.9	
Thompson	17-0	82-4.8	8-27	.296	1-1	1.000	7-12	.583	5-10	15-0.9	12-0	1	5	0	1	24-1.1	
Chlebek	17-0	66-3.9	5-15	.333	3-8	.375	6-7	.857	1-6	7-0.4	4-0	6	9	0	0	19-0.5	
Sheffield	3-0	5-1.7	1-2	.500	0-0	.000	0-0	.000	0-0	0-0.0	0-0	0	0	0	0	2-0.7	
Pierre	5-0	6-1.2	1-1	1.000	0-0	.000	0-0	.000	0-3	3-0.6	2-0	1	1	0	0	2-0.4	
Thomas	2-0	6-3.0	0-2	.000	0-0	.000	0-0	.000	0-1	1-0.5	0-0	0	0	0	0	0-0.0	
FSU	32	6425	836-1830	.457	129-438	.295	486-731	.665	381-762	1240-38.8	631	461	543	165	237	2287-71.5	
Opponents	32	6425	766-1881	.401	179-569	.315	507-731	.694	406-674	1080-33.8	632	373	464	115	296	2218-69.3	

1998-99

RECORD: 13-17		HOME: 7-7		AWAY: 3-8		NEUTRAL: 3-2											
Player	G-GS	Min.-Avg.	FGM-FGA	Pct.	3PM-3PA	Pct.	FTM-FTA	Pct.	Off-Def.	Tot.-Avg.	PF-DQ	AT	TO	BL	ST	Pts.-Avg.	
Hale	30-30	914-30.5	167-351	.476	39-119	.328	108-135	.800	59-109	168-5.6	92-6	41	57	27	34	481-16.0	
Baker	30-27	953-31.8	151-345	.438	43-139	.309	90-122	.738	44-88	132-4.4	95-9	84	82	6	80	435-14.5	
Anderson	23-10	678-29.5	115-190	.605	2-10	.200	41-61	.672	47-70	117-5.1	63-3	22	29	8	32	273-11.9	
Crawford	30-4	854-28.5	108-288	.375	64-161	.398	38-66	.576	18-65	83-2.8	58-1	85	66	3	16	318-10.6	
Shabazz	5-5	155-31.0	14-36	.389	0-0	.000	18-38	.474	16-24	40-8.0	15-0	1	14	15	2	46-9.2	
Arrington	30-29	920-30.7	87-206	.422	16-61	.262	52-74	.703	10-75	85-2.8	67-2	181	129	2	64	242-8.1	
Simmons	30-20	739-24.6	71-150	.473	1-1	1.000	33-69	.478	56-63	119-4.0	82-5	13	29	10	15	176-5.9	
Thompson	25-0	147-5.9	16-40	.400	0-3	.000	9-16	.563	13-16	29-1.2	21-0	1	6	1	5	41-1.6	
Mathis	20-0	69-3.5	9-30	.300	8-18	.444	5-9	.556	3-7	10-0.5	16-0	4	4	0	0	31-1.6	
Mott	30-23	499-16.6	15-45	.333	0-0	.000	11-21	.524	39-43	82-2.7	76-3	6	27	11	14	41-1.4	
Dixon	21-0	95-4.5	9-21	.429	2-6	.333	1-3	.333	11-12	23-1.1	5-0	1	10	3	1	21-1.0	
Daniels	3-0	7-2.3	0-3	.000	0-0	.000	2-2	1.000	1-1	2-0.7	1-0	0	0	0	0	2-0.7	
Chlebek	17-0	45-2.6	3-10	.300	3-5	.600	0-3	.000	1-1	2-0.1	5-0	8	6	0	1	9-0.5	
Morris4-0	8-2-0	0-4	.000	0-1	.000	2-2	1.000	0-0	0-0	0-0	0	0	0	0	2-0.5		
Hull	3-0	3-1.0	0-2	.000	0-1	.000	0-0	.000	0-0	0-0.0	0-0	0	0	0	0	0-0.0	
Pierre	6-1	12-2.0	0-0	.000	0-0	.000	0-0	.000	0-1	1-0.2	2-0	0	3	0	0	0-0.0	
Skwara	2-0	2-1.0	0-0	.000	0-0	.000	0-0	.000	0-0	0-0.0	1-0	0	0	0	0	0-0.0	
Team										74-2.5	10						
FSU	30	6100	765-1721	.445	178-525	.339	410-621	.660	318-575	967-32.2	599-29	447	472	86	264	2118-70.6	
Opponents	30	6100	766-1663	.461	199-554	.359	469-705	.665	393-678	1071-35.7	566-31	429	523	121	241	2200-73.3	

1999-00

RECORD: 12-17		HOME: 8-6		AWAY: 3-9		NEUTRAL: 1-2											
Player	G-GS	Min.-Avg.	FGM-FGA	Pct.	3PM-3PA	Pct.	FTM-FTA	Pct.	Off-Def.	Tot.-Avg.	PF-DQ	AT	TO	BL	ST	Pts.-Avg.	
Hale	28-25	864-30.9	139-348	.399	43-121	.355	117-155	.755	38-96	134-4.8	58-1	33	68	24	22	438-15.6	
Anderson	27-21	821-30.4	152-299	.508	52-121	.430	54-81	.667	57-62	119-4.4	47-0	35	43	15	31	410-15.2	
Arrington	29-29	938-32.3	95-258	.368	29-76	.382	39-55	.709	11-112	123-4.2	47-1	182	123	3	44	258-8.9	
Simmons	28-27	685-24.5	83-176	.472	8-22	.364	36-49	.735	53-84	137-4.9	60-0	16	33	16	20	210-7.5	
Crawford	15-5	284-18.9	29-91	.319	13-48	.271	8-13	.615	3-18	21-1.4	17-0	13	25	1	3	79-5.3	
Dixon	29-9	534-18.4	40-99	.404	12-34	.353	45-59	.763	41-55	96-3.3	51-1	27	30	2	12	137-4.7	
Mathis	22-0	131-6.0	21-59	.356	9-36	.250	16-20	.800	8-13	21-1.0	17-0	7	15	1	3	67-3.0	
Tucker	29-0	310-10.7	23-62	.371	0-0	.000	16-37	.432	18-37	55-1.9	41-0	2	24	5	7	62-2.1	
Anderson	29-17	504-17.4	22-58	.379	0-0	.000	18-27	.667	31-68	99-3.4	29-1	7	11	43	2	62-2.1	
Mott	29-12	383-13.2	17-44	.386	0-0	.000	22-38	.579	37-51	88-3.0	62-1	8	7	7	6	56-1.9	
Dixon	28-0	178-6.4	20-47	.426	0-0	.000	10-24	.417	19-41	60-2.1	39-0	0	21	3	1	50-1.8	
Chlebek	26-0	163-6.3	14-48	.292	9-32	.281	5-6	.833	3-17	20-0.8	15-0	21	28	0	2	42-1.6	
Hull	2-0	3-1.5	1-2	.500	0-0	.000	0-0	.000	0-0	0-0.0	0-0	0	0	0	0	2-1.0	
Osborne	3-0	2-0.7	0-0	.000	0-0	.000	1-2	.500	0-1	1-3	0-0	1	0	0	0	1-3	
Team									101-3.5	18	7						
FSU	29	5800	656-1591	.412	175-490	.357	387-566	.684	319-655	1075-37.1	483	352	499	120	153	1874-64.6	
Opponents	29	5800	750-1758	.427	194-535	.363	342-536	.638	395-648	1043-36.0	509	404	341	128	238	2036-70.2	

2000-01

RECORD: 9-21		HOME: 5-11		AWAY: 3-7		NEUTRAL: 1-3											
Player	G-GS	Min.-Avg.	FGM-FGA	Pct.	3PM-3PA	Pct.	FTM-FTA	Pct.	Off-Def.	Tot.-Avg.	PF-DQ	AT	TO	BL	ST	Pts.-Avg.	
Arrington	30-30	981-32.7	117-270	.433	33-102	.324	77-106	.726	18-105	123-4.1	51-1	143	115	0	56	344-11.5	
Cummings	29-1	672-23.2	101-223	.453	3-14	.214	106-144	.736	36-61	97-3.3	55-1	51	49	5	22	311-10.7	
Crawford	30-29	781-26.0	107-279	.384	58-166	.349	39-56	.696	20-51	71-2.4	58-1	44	49	1	17	311-10.4	
Joiner	30-30	900-30.0	109-254	.429	14-48	.292	47-63	.746	63-116	179-6.0	75-2	43	44	26	32	279-9.3	
Dixon	30-30	852-28.4	91-198	.460	28-78	.359	50-75	.667	61-112	173-5.8	92-3	43	51	11	22	260-8.7	
Mathews	28-9	600-21.4	81-174	.466	0-0	.000	42-67	.627	29-58	87-3.1	95-7	4	21	44	12	204-7.3	
Dixon	29-21	426-14.7	76-157	.484	0-0	.000	43-94	.457	67-77	144-5.0	83-2	2	50	0	7	195-6.7	
Wilson	30-0	390-13.0	39-116	.336	10-46	.217	42-52	.808	22-30	52-1.7	33-0	15	25	1	9	130-4.3	
Anderson	30-0	266-8.9	14-37	.378	0-0	.000	4-11	.364	16-21	37-1.2	34-1	2	11	12	2	32-1.1	
Haywood	9-0	43-4.8	2-5	.400	0-0	.000	1-2	.500	0-5	5-0.6	4-0	5	4	2	2	5-0.6	
Lowery	2-0	208-7.7	5-23	.217	2-9	.222	2-3	.667	6-15	21-0.8	18-0	37	22	0	4	14-0.5	
Murray	5-0	5-1.0	0-1	.000	0-0	.000	0-2	.000	1-1	2-0.4	1-0	0	1	1	0	0-0.0	
Moran	2-0	1-0.5	0-2	.000	0-1	.000	0-0	.000	0-0	0-0.0	0-0	0	0	0	1	0-0.0	
Team									57-4.9	106-3.5	1	6					
FSU	30	6125	742-1739														

YEAR-BY-YEAR STATS

2001-02

RECORD: 12-17		HOME: 10-6		AWAY: 1-10		NEUTRAL: 1-1														
Player	G-GS	Min.-Avg.	FGM-FGA	Pct.	3PM-3PA	Pct.	FTM-FTA	Pct.	Off-Def.	Tot.-Avg.	PF-DQ	AT	TO	BL	ST	Pts.-Avg.				
Cummings	28-28	832-29.7	159-301	.528	13-36	.361	103-135	.763	46-60	106-3.8	63-0	48	51	6	27	434-15.5				
Arrington	29-29	973-33.6	114-280	.407	42-114	.368	59-80	.738	24-88	112-3.9	52-3	182	110	1	61	329-11.3				
Dixon	29-29	767-26.4	95-215	.442	41-125	.328	29-42	.690	46-77	123-3.2	69-1	24	38	3	26	260-9.0				
Dixon	28-22	492-17.6	89-180	.494	0-0	.000	50-101	.495	94-86	180-6.4	73-2	5	65	4	8	228-8.1				
Joiner	28-23	728-12.6	81-203	.399	31-77	.403	24-35	.686	57-74	131-4.7	58-1	39	56	5	25	217-7.8				
Richardson	28-0	494-11.5	70-211	.332	24-81	.296	38-59	.644	30-71	101-3.6	33-0	27	34	15	21	202-7.2				
Harvey	28-3	352-12.5	46-84	.548	0-0	.000	26-49	.531	37-49	86-3.1	47-0	4	19	26	11	118-4.2				
Bracy	22-1	254-11.3	32-95	.337	14-51	.275	11-16	.688	8-14	22-1.0	24-0	16	25	0	5	89-4.0				
Mathews	29-5	362-1.7	41-84	.488	0-0	.000	24-45	.533	19-48	67-2.3	66-1	4	23	34	6	106-3.7				
Waleskowski	29-3	327-10.6	29-94	.309	2-11	.182	25-31	.806	31-39	70-2.4	35-0	10	25	7	17	85-2.9				
McPherson	3-0	5-1.7	1-2	.500	1-1	.000	2-2	1.000	0-0	0-0.0	1-0	0	0	0	1	5-1.7				
Lowery	5-0	53-10.6	1-6	.167	1-5	.200	0-0	.000	0-4	4-0.8	4-0	8	6	0	3	3-0.6				
Anderson	11-1	21-1.9	1-3	.333	0-0	.000	1-2	.500	2-5	7-0.6	0-0	0	1	0	0	3-0.3				
Haywood	25-0	136-5.4	0-3	.000	0-0	.000	3-5	.600	0-10	10-0.4	19-0	13	15	0	10	3-0.1				
Krieg	8-1	15-1.9	0-1	.000	0-0	.000	0-0	.000	1-4	5-0.6	1-0	1	3	1	0	0-0.0				
Wilson	1-0	7-7.0	0-2	.000	0-1	.000	0-0	.000	0-1	1-1.0	0-0	1	1	0	0	0-0.0				
Moran	4-0	7-1.8	0-1	.000	0-1	.000	0-0	.000	0-0	0-0.0	0-0	0	0	0	1	0-0.0				
Team									55-46	101-3.5	1-0	4								
FSU	29	5,825	759-1,765	.430	169-503	.336	395-602	.656	450-676	1,126-38.8	537-8	382	476	102	222	2,082-71.8				
Opponents	29	5,825	753-1,709	.441	223-612	.364	417-589	.708	361-655	1,016-35.0	573	429	426	122	247	2,146-74.0				

2002-03

RECORD: 14-15		HOME: 11-5		AWAY: 1-8		NEUTRAL: 2-2														
Player	G-GS	Min.-Avg.	FGM-FGA	Pct.	3PM-3PA	Pct.	FTM-FTA	Pct.	Off-Def.	Tot.-Avg.	PF-DQ	AT	TO	BL	ST	Pts.-Avg.				
Pickett	29-29	959-33.1	167-437	.382	84-259	.324	77-89	.865	31-134	165-5.7	86-4	61	62	10	82	495-17.1				
Richardson	29-24	841-29.0	134-285	.470	11-37	.297	82-104	.788	59-94	153-5.3	67-1	44	58	33	34	361-12.4				
Joiner	29-22	773-26.7	99-204	.485	25-65	.385	23-50	.460	35-84	119-4.1	75-3	54	64	11	40	256-8.5				
Harvey	29-26	533-18.4	95-161	.590	0-0	.000	53-92	.576	59-88	147-5.1	69-0	13	35	34	33	243-8.4				
Wilson	5-5	136-27.2	13-44	.295	4-24	.167	9-12	.750	6-12	18-3.6	5-0	6	7	2	3	39-7.8				
Galloway	29-1	690-23.8	67-158	.424	23-58	.397	43-67	.642	7-54	61-2.1	71-3	97	70	2	26	200-6.9				
Johnson	29-29	894-30.8	42-132	.318	30-84	.357	24-35	.686	10-71	81-2.8	45-0	84	48	0	26	138-4.8				
Waleskowski	29-9	495-17.1	53-128	.414	4-14	.286	10-13	.769	37-50	87-3.0	56-1	28	41	12	12	120-4.1				
Mathews	29-0	279-9.6	30-60	.500	0-0	.000	19-30	.633	11-23	34-1.2	47-0	6	24	22	4	79-2.7				
Callier	19-0	111-5.8	11-35	.314	5-12	.417	6-12	.600	8-18	26-1.4	15-0	3	13	2	5	33-1.7				
Haywood	14-0	39-2.8	6-7	.857	0-0	.000	3-13	.231	2-2	4-0.3	5-0	4	3	0	2	15-1.1				
Moran	9-0	23-2.6	0-6	.000	0-4	.000	0-4	.750	1-1	2-0.2	5-0	3	1	2	3	3-0.3				
Wightman	8-0	11-1.4	1-4	.250	0-2	.000	0-0	.000	1-1	2-0.3	2-0	1	2	0	2	2-0.3				
Gordon	1-0	1-1.0	0-0	.000	0-0	.000	0-0	.000	0-0	0-0.0	0-0	0	0	0	0	0-0.0				
Fells	8-0	15-1.9	0-1	.000	0-0	.000	0-5	.000	2-1	2-0.4	1-0	0	1	0	1	0-0.0				
Team									39-63	102-3.5	1-0	3								
FSU	29	5,800	718-1662	.432	186-559	.333	352-524	.672	308-696	1004-34.6	550-12	404	432	130	273	1974-68.1				
Opponents	29	5,800	650-1662	.391	209-618	.338	421-571	.737	364-705	1069-36.9	531	388	473	93	200	1930-66.6				

2003-04

RECORD: 19-14		HOME: 15-3		AWAY: 3-10		NEUTRAL: 1-1														
Player	G-GS	Min.-Avg.	FGM-FGA	Pct.	3PM-3PA	Pct.	FTM-FTA	Pct.	Off-Def.	Tot.-Avg.	PF-DQ	AT	TO	BL	ST	Pts.-Avg.				
Pickett	33-33	980-29.7	185-427	.433	110-270	.407	63-83	.759	33-116	149-4.5	83-2	69	79	11	82	543-16.5				
Johnson	33-16	687-20.8	103-187	.551	0-1	.000	106-157	.675	40-98	138-4.2	91-4	27	87	20	27	312-9.5				
Wafer	43-0	560-17.5	90-244	.369	43-132	.326	30-50	.600	17-43	60-1.9	50-1	36	36	5	24	253-7.9				
Richardson	33-16	590-17.9	81-187	.433	14-46	.304	66-81	.815	41-78	119-3.6	36-0	32	36	20	26	242-7.3				
Waleskowski	33-3	712-21.6	83-177	.469	21-52	.404	37-52	.712	71-107	178-5.4	76-0	38	70	22	30	224-6.8				
Joiner	33-30	738-22.4	79-164	.482	22-65	.338	23-34	.676	54-67	121-3.7	67-2	49	47	15	26	203-6.2				
Johnson	33-33	898-27.2	61-139	.439	42-100	.420	11-20	.550	10-66	76-2.3	40-0	125	39	3	34	175-5.3				
Wilson	43-17	478-14.9	41-105	.390	28-71	.394	20-28	.714	26-38	64-2.0	53-1	27	24	2	6	130-4.1				
Galloway	33-0	483-14.6	31-90	.344	10-39	.256	35-51	.686	8-39	47-1.4	51-0	74	43	1	20	107-3.2				
Thornton	30-0	238-7.9	30-58	.517	3-7	.429	21-42	.500	17-37	54-1.8	41-0	6	15	7	7	84-2.9				
Mathews	29-17	258-8.9	23-62	.371	0-0	.000	13-21	.619	17-36	53-1.8	27-0	7	32	18	5	59-2.0				
Callier	11-0	53-4.8	5-13	.385	1-1	1.000	4-6	.667	2-10	12-1.1	10-0	1	5	0	3	15-1.4				
Gordon	8-0	15-1.9	3-5	.600	2-3	.667	0-0	.000	1-1	2-0.3	2-0	1	2	0	0	8-1.0				
Penny	6-0	10-1.7	0-2	.000	0-1	.000	4-6	.667	0-2	2-0.3	0-0	1	1	0	1	4-0.7				
FSU	33	6700	815-1860	.438	296-788	.376	433-631	.686	387-805	1192-36.1	627-10	493	519	124	291	2359-71.5				
Opponents	33	6700	739-1844	.401	245-762	.322	425-645	.659	401-752	1152-34.9	611-00	408	538	95	231	2148-65.1				

2004-05

RECORD: 12-19		HOME: 9-7		AWAY: 3-8		NEUTRAL: 0-4														
Player	G-GS	Min.-Avg.	FG-FGA	Pct.	3PM-3PA	Pct.	FT-FTA	Pct.	Off-Def.	Tot.-Avg.	PF-DQ	A	TO	BL	ST	Pts.-Avg.				
Wafer, V.	29-22	758-26.1	124-284	.437	65-164	.396	49-68	.721	5-68	73-2.5	33-0	48	49	8	30	362-12.5				
Thornton	29-4	522-18.0	101-186	.543	4-14	.286	57-106	.538	48-80	128-4.4	69-3	20	40	18	14	263-9.1				
Waleskowski	31-8	672-21.7	90-183	.492	21-50	.420	58-78	.744	42-94	136-4.4	76-3	25	61	14	19	259-8.4				
Johnson	30-29	525-17.5	76-167	.455	3-9	.333	50-87	.575	45-83	128-4.3	84-2	16	69	16	23	205-6.8				
Richardson	29-8	452-15.6	67-132	.508	14-43	.326	37-45	.822	30-72	102-3.5	27-0	21	28	16	14	185-6.4				
Galloway	31-31	804-25.9	65-151	.430	29-81	.358	31-47	.660	5-58	63-2.0	65-1	92	73	2	35	190-6.1				
Ric	30-11	584-19.5	64-156	.410	6-27	.222	29-41	.707	22-39	61-2.0	57-1	46	35	7	22	161-5.2				
Swann	31-0	513-16.5	58-139	.417	17-51	.333	28-37	.757	11-49	60-1.9	68-1	62	80	3	24	161-5.2				
Romero	31-14	441-14.2	40-83	.482	6-17	.353	31-55	.564	26-42	71-2.3	41-1	12	26	8	10	117-3.8				
Wilson	31-28	652-21.0	34-96	.354	27-76	.355	14-19	.737	29-42	71-2.3	57-2	27	15	1	6	109-3.5				
Griffin	9-0	50-5.6	11-22	.500	3-5	.600	3-9	.333	2-5	7-0.8	5-0	3	2	4</						

YEAR-BY-YEAR STATS

2005-06

RECORD: 20-10		HOME: 14-3			AWAY: 4-6			NEUTRAL: 2-1									
Player	G-GS	Min.-Avg.	FGM-FGA	Pct.	3PM-3PA	Pct.	FTM-FTA	Pct.	Off-Def.	Tot.-Avg.	PF-DQ	AT	TO	BL	ST	Pts.-Avg.	
Thornton	30-30	871-29.0	171-330	.518	20-42	.476	122-164	.744	87-121	208-6.9	75-2	37	73	9	29	484-16.1	
Johnson	29-28	723-24.9	127-235	.540	9-29	.310	120-170	.706	74-142	216-7.4	93-5	21	82	30	31	383-13.2	
Rich	30-29	808-26.9	125-267	.468	8-45	.178	42-57	.737	26-67	93-3.1	70-1	49	50	10	36	300-10.0	
Swann	30-29	673-22.4	92-208	.442	33-100	.330	34-52	.654	13-49	62-2.1	63-1	87	62	4	47	251-8.4	
Galloway	30-30	844-28.1	73-167	.437	30-78	.385	49-80	.613	10-55	65-2.2	61-1	93	66	1	48	225-7.5	
Wilson	30-2	589-19.6	61-118	.517	41-82	.500	26-34	.765	19-35	54-1.8	32-1	23	25	1	10	189-6.3	
Romero	30-2	475-15.8	39-64	.609	8-16	.500	31-45	.689	18-61	79-2.6	51-1	15	24	7	10	117-3.9	
Mims	30-0	373-12.4	27-80	.338	7-23	.304	52-66	.788	17-29	46-1.5	25-0	52	37	2	16	113-3.8	
Allen	30-0	358-11.9	38-96	.396	17-43	.395	5-10	.500	12-30	42-1.4	34-0	18	21	0	10	98-3.3	
Breeden	22-0	150-6.8	22-47	.468	7-20	.350	11-17	.647	9-17	26-1.2	24-0	9	15	5	10	62-2.8	
Echefu	29-0	214-7.4	26-58	.448	4-11	.364	12-22	.545	14-27	41-1.4	34-1	5	24	3	14	68-2.3	
Hoff	4-0	12-3.0	2-5	.400	0-0	.000	2-2	1.000	1-1	2-0.5	2-0	0	0	0	1	6-1.5	
Zitani	4-0	10-2.5	3-6	.500	0-1	.000	0-0	.000	1-0	1-0.3	0-0	0	1	0	0	6-1.5	
FSU	30	6,100	806-1681	.479	184-490	.376	506-719	.704	338-681	1019-34.0	564-13	409	782	72	262	2302-76.7	
Opponents	30	6,102	718-1666	.431	225-633	.355	416-576	.722	335-631	966-32.2	625-	384	545	83	204	2077-69.2	

2006-07

RECORD: 22-13		HOME: 16-3			AWAY: 4-9			NEUTRAL: 2-1									
Player	G-GS	Min.-Avg.	FGM-FGA	Pct.	3PM-3PA	Pct.	FTM-FTA	Pct.	Off-Def.	Tot.-Avg.	PF-DQ	AT	TO	BL	ST	Pts.-Avg.	
Thornton	35-35	1,092-31.2	244-460	.530	36-81	.444	166-210	.790	106-145	251-7.2	95-4	24	87	40	53	690-19.7	
Douglas	30-28	865-28.8	143-301	.475	31-78	.397	63-80	.788	23-59	82-2.7	53-0	87	73	8	35	380-12.7	
Rich	35-34	1,047-29.9	138-263	.525	14-36	.389	70-87	.805	40-81	121-3.5	82-3	60	70	7	36	360-10.3	
Swann	35-34	978-27.9	126-273	.462	68-166	.410	39-49	.796	24-81	105-3.0	88-3	110	72	6	43	359-10.3	
Echefu	35-35	734-21.0	80-183	.437	25-76	.329	58-75	.773	41-110	151-4.3	96-1	20	50	20	29	243-6.9	
Allen	35-2	670-19.1	63-154	.409	28-82	.341	18-26	.692	20-49	69-2.0	50-0	38	35	8	25	172-4.9	
Mims	35-7	680-19.4	52-125	.416	25-66	.379	42-56	.750	19-55	74-2.1	36-0	74	59	7	35	171-4.9	
Breeden	34-0	295-8.7	35-76	.461	9-29	.310	20-26	.769	12-22	34-1.0	51-2	8	21	4	9	99-2.9	
Reid	35-0	563-16.1	41-73	.562	0-0	.000	19-41	.463	46-67	113-3.2	62-0	8	38	16	9	101-2.9	
Hoff	11-0	23-2.1	6-14	.429	1-5	.200	0-0	.000	1-3	4-0.4	2-0	1	1	0	0	13-1.2	
Zitani	12-0	24-2.0	4-14	.286	0-1	.000	2-3	.667	4-2	6-0.5	6-0	0	2	0	0	10-0.8	
Soto	13-0	54-4.2	4-11	.364	0-4	.000	1-4	.250	2-8	10-0.8	4-0	3	2	0	2	9-0.7	
FSU	35	7025	936-1947	.481	237-624	.380	498-657	.758	375-729	1104-31.5	627-13	433	513	116	276	2607-74.5	
Opponents	35	7025	873-1934	.451	216-647	.334	452-643	.703	412-696	1108-31.7	659-16	450	564	115	222	2414-69.0	

2007-08

RECORD: 19-15		HOME: 13-5			AWAY: 4-6			NEUTRAL: 2-4									
Player	G-GS	Min.-Avg.	FGM-FGA	Pct.	3PM-3PA	Pct.	FTM-FTA	Pct.	Off-Def.	Tot.-Avg.	PF-DQ	AT	TO	BL	ST	Pts.-Avg.	
Douglas	34-32	1,205-35.4	178-414	.430	62-174	.356	106-131	.809	25-38	108-3.2	90-2	98	95	11	90	524-15.4	
Rich	34-32	1,155-34.0	183-410	.466	31-89	.348	95-123	.772	39-109	148-4.4	97-3	69	96	9	39	492-14.5	
Swann	24-21	745-31.0	93-215	.433	54-139	.388	42-50	.840	12-63	75-3.1	56-1	69	55	5	25	282-11.8	
Mims	34-18	1046-30.8	119-293	.406	52-145	.359	103-128	.805	29-118	147-4.3	49-0	59	60	12	57	393-11.6	
Echefu	34-33	991-29.1	110-239	.460	15-60	.250	105-129	.814	73-175	248-7.3	106-4	18	73	33	26	340-10.0	
Reid	25-21	603-24.1	51-96	.531	1-1	1.000	38-56	.679	57-67	124-5.0	65-2	16	45	16	18	141-5.6	
Breeden	10-0	145-14.5	19-48	.396	2-9	.222	7-8	.875	6-18	24-2.4	17-0	7	12	5	6	47-4.7	
Alabi	9-1	93-10.3	15-31	.484	0-0	.000	5-9	.556	8-12	20-2.2	18-0	0	11	11	1	35-3.9	
Vaughn	31-7	412-13.3	35-68	.515	0-2	.000	22-32	.688	36-36	72-2.3	67-1	11	32	21	5	92-3.0	
DeMercy	31-0	299-9.6	19-38	.500	3-10	.300	2-10	.200	17-28	45-1.5	32-0	16	24	5	15	43-1.4	
Zitani	26-5	193-7.4	14-30	.467	7-18	.389	1-2	.500	13-16	29-1.1	35-0	7	7	2	5	36-1.4	
Hoff	17-0	50-2.9	6-15	.400	5-12	.417	3-6	.500	8-2	10-0.6	4-0	2	2	0	2	20-1.2	
Bolton	4-0	5-1.3	1-4	.250	1-3	.333	0-0	.000	1-2	3-0.8	0-0	0	1	0	0	3-0.8	
O'Donnell	8-0	8-1.0	1-4	.250	1-3	.333	0-0	.000	0-0	0-0.0	5-0	3	3	0	1	3-0.4	
FSU	34	6950	844-1905	.443	234-665	.352	529-684	.773	373-778	1151-33.9	641-13	375	519	130	290	2451-72.1	
Opponents	34	6950	829-1913	.433	230-664	.346	458-661	.693	397-740	1137-33.4	657--	435	536	111	205	2346-69.0	

2008-09

RECORD: 25-10		HOME: 13-3			AWAY: 7-5			NEUTRAL: 5-3									
Player	G-GS	Min.-Avg.	FGM-FGA	Pct.	3PM-3PA	Pct.	FTM-FTA	Pct.	Off-Def.	Tot.-Avg.	PF-DQ	AT	TO	BL	ST	Pts.-Avg.	
Douglas	35-35	1,279-36.5	239-536	.446	85-221	.385	188-232	.810	28-109	137-3.9	76-2	102	87	15	63	751-21.5	
Alabi	35-35	779-22.3	122-226	.540	0-1	.000	51-75	.680	75-122	197-5.6	65-1	12	56	73	18	295-8.4	
Echefu	33-19	738-22.4	78-192	.406	22-66	.333	89-105	.848	52-121	173-5.2	76-1	18	54	12	15	267-8.1	
Singleton	35-34	942-26.9	95-232	.409	34-102	.333	58-95	.611	65-107	172-4.9	105-7	37	70	47	54	282-8.1	
Kitchen	26-17	668-25.7	76-166	.458	15-41	.366	38-55	.691	23-96	119-4.6	35-0	65	55	0	30	205-7.9	
Reid	35-16	669-19.1	62-141	.440	0-0	.000	48-76	.632	52-78	130-3.7	71-2	26	72	23	23	172-4.9	
Dulkys	31-0	413-13.3	37-123	.301	28-98	.286	10-12	.833	8-20	28-0.9	44-0	24	24	6	18	112-3.6	
Loucks	35-2	593-16.9	37-96	.385	16-49	.327	18-27	.667	8-39	47-1.3	76-3	73	55	2	31	108-3.1	
DeMercy	35-16	688-19.7	39-104	.375	11-43	.256	18-31	.581	21-69	90-2.6	71-1	60	56	12	27	107-3.1	
Gibson	32-0	205-6.4	28-53	.528	0-1	.000	17-28	.607	11-33	44-1.4	27-1	4	13	11	5	73-2.3	
Hoff	14-1	47-3.4	5-11	.455	4-8	.500	0-0	.000	2-4	6-0.4	4-0	1	1	1	0	14-1.0	
Jordan	6-0	28-4.7	2-5	.400	1-1	1.000	1-3	.333	1-3	4-0.7	6-0	1	1	0	0	6-1.0	
Vanderwerff	1-0	1-1.0	0-1	.000	0-0	.000	0-0	.000	0-0	0-0.0	0-0	0	0	0	0	0-0.0	
FSU	35	7050	820-1886	.435	216-631	.342	536-739	.725	399-854	1253-35.8	657-18	423	548	202	284	2392-68.3	
Opponents	35	7050	771-1994	.387	239-731	.327	490-712	.688	468-753	1221-34.9	665-	367	534	104	245	2271-64.9	

YEAR-BY-YEAR STATS

2009-10

RECORD: 22-10		HOME: 13-3		AWAY: 6-5		NEUTRAL: 3-2											
Player	G-GS	Min-Avg.	FG-FGA	Pct.	3PM-3PA	Pct.	FT-FTA	Pct.	Off-Def	Tot-Avg.	PF-DQ	AT	TO	BL	ST	Pts-Avg	
Alabi	32-32	820-25.6	133-249	.534	0-0	.000	108-136	.794	79-119	198-6.2	75	16	61	75	20	374-11.7	
Singleton	32-32	1,005-31.4	117-284	.412	35-118	.297	57-115	.496	66-157	223-7.0	95	70	96	48	71	326-10.2	
Snaer	32-10	755-23.6	101-230	.439	23-66	.348	57-87	.655	23-62	85-2.7	59	42	80	6	17	282-8.8	
Dulkys	32-22	705-22.0	94-227	.414	71-179	.397	20-29	.690	26-49	75-2.3	79	34	33	9	32	279-8.7	
Kitchen	31-31	886-28.6	87-204	.426	20-67	.299	58-82	.707	34-118	152-4.9	42	122	69	7	47	252-8.1	
Reid	31-29	704-22.7	82-167	.491	0-0	.000	46-77	.597	58-65	123-4.0	46	35	51	16	18	210-6.8	
Gibson	32-3	411-12.8	71-128	.555	6-15	.400	28-52	.538	39-52	91-2.8	60	11	41	26	12	176-5.5	
Loucks	32-1	632-19.8	47-123	.382	24-79	.304	23-39	.590	8-71	79-2.5	62	90	51	2	26	141-4.4	
DeMercy	21-0	298-14.2	26-62	.419	3-14	.214	23-28	.821	15-30	45-2.1	19	14	26	6	18	78-3.7	
Shannon	18-0	92-5.2	13-24	.542	0-0	.000	5-12	.417	6-13	19-1.1	21	2	9	5	4	31-1.7	
Moreau	9-0	13-1.4	2-6	.333	2-6	.333	6-6	1.000	1-0	1-0	0	0	0	0	0	12-1.3	
Jordan	17-0	93-5.5	10-25	.400	2-10	.200	0-0	.000	2-12	14-0.8	17	10	0	0	2	22-1.3	
Rutledge	4-0	5-1.3	0-2	.000	0-1	.000	0-0	.000	0-1	1-0.3	0	0	1	0	0	0-0.0	
Yawn	4-0	5-1.3	0-2	.000	0-1	.000	0-6	.000	0-1	1-0.3	0	0	0	0	0	0-0.0	
Team									49-55	104	1						
FSU	32	6425	781-7333	.452	185-566	.335	436-669	.644	406-805	1211-37.8	575-8	446	528	200	267	2183-68.2	
Opponents	32	6425	660-1752	.377	203-619	.328	409-609	.672	385-659	1044-32.6	595-15	312	513	78	254	1932-60.4	

2010-11

RECORD: 23-11		HOME: 12-3		AWAY: 8-5		NEUTRAL: 3-3											
Player	G-GS	Min-Avg.	FG-FGA	Pct.	3PM-3PA	Pct.	FT-FTA	Pct.	Off-Def	Tot-Avg.	PF-DQ	AT	TO	BL	ST	Pts-Avg	
Singleton	28-25	814-29.1	124-186	.434	35-95	.368	84-126	.667	58-133	191-6.8	90-1	33	61	41	55	367-13.1	
Kitchen	34-34	1041-30.6	125-253	.494	27-76	.355	77-102	.755	51-145	196-5.8	45-0	121	68	3	56	354-10.4	
Snaer	34-33	972-28.6	106-265	.400	43-117	.368	45-58	.776	16-76	92-2.7	74-2	76	84	8	30	300-8.8	
James	34-22	719-21.1	117-178	.657	0-0	.000	59-117	.504	74-127	201-5.9	56-1	8	50	82	29	293-8.6	
Dulkys	33-24	829-25.1	86-235	.366	55-165	.333	13-25	.520	25-69	94-2.8	58-3	40	46	15	42	240-7.3	
White	34-13	560-16.5	71-160	.444	9-34	.265	72-87	.828	49-58	107-3.1	76-3	16	44	15	23	223-6.6	
Miller	23-0	332-14.4	45-120	.375	24-67	.358	13-14	.929	9-27	36-1.6	25-0	19	28	0	11	127-5.5	
Shannon	27-5	348-12.9	46-115	.400	0-0	.000	36-66	.545	33-41	74-2.7	51-0	9	33	8	10	128-4.7	
Gibson	25-13	349-14.0	46-111	.414	1-13	.077	24-35	.686	33-59	92-3.7	40-2	11	33	19	3	117-4.7	
Kreft	25-0	244-9.8	28-59	.475	0-0	.000	23-45	.511	17-41	58-2.3	52-1	7	27	10	4	79-3.2	
Loucks	34-1	503-14.8	27-79	.342	16-50	.320	29-40	.725	6-54	60-1.8	68-1	76	54	2	20	99-2.9	
Rutledge	4-0	7-1.8	2-6	.333	1-2	.500	0-0	.000	1-1	2-0.5	1-0	0	0	0	0	5-1.3	
Portuondo	5-0	7-1.4	1-6	.167	0-4	.000	1-2	.500	1-1	2-0.4	3-0	0	0	0	0	3-0.6	
Jordan	16-0	81-5.1	3-23	.130	1-10	.100	2-2	1.000	4-7	11-0.7	8-0	6	7	0	3	9-0.6	
Moreau	6-0	8-1.3	0-1	.000	0-0	.000	2-2	1.000	0-1	1-0.2	3-0	0	1	0	1	2-0.3	
Yawn	7-0	11-1.6	0-6	.000	0-1	.000	2-4	.500	1-1	2-0.3	1-0	1	0	0	1	2-0.3	
FSU	34	6825	827-1903	.435	212-364	.334	482-725	.665	422-910	1332-39.2	651-14	423	541	203	288	2348-69.1	
Opponents	34	6824	696-1918	.363	233-761	.306	484-696	.695	403-764	1167-34.3	675-	383	517	109	251	2109-62.0	

2011-12

RECORD: 25-10		HOME: 15-2		AWAY: 5-5		NEUTRAL: 5-3											
Player	G-GS	Min-Avg.	FG-FGA	Pct.	3PM-3PA	Pct.	FT-FTA	Pct.	Off-Def	Tot-Avg.	PF-DQ	AT	TO	BL	ST	Pts-Avg	
Snaer	35-34	1,065-30.4	167-383	.436	67-166	.404	88-104	.846	33-99	132-3.8	69-1	68	72	13	39	489-14.0	
James	35-35	979-28.0	157-259	.606	0-0	.000	64-116	.552	107-176	283-8.1	68	16	73	82	26	378-10.8	
Miller	24-0	565-23.5	83-209	.397	34-96	.354	48-62	.774	11-36	47-2.0	47-2	30	30	2	31	248-10.3	
Shannon	7-0	122-17.4	19-35	.543	0-0	.000	20-33	.606	11-20	31-4.4	11	5	9	4	5	58-8.3	
White	35-12	790-22.6	91-191	.476	11-33	.333	76-101	.752	56-97	153-4.4	111-6	18	51	14	20	269-7.7	
Loucks	35-35	945-27.0	82-206	.398	32-93	.344	51-72	.708	16-100	116-3.3	69	152	89	12	42	247-7.1	
Dulkys	35-23	857-24.5	82-194	.423	49-130	.377	32-40	.800	21-69	90-2.6	71-2	43	57	18	46	245-7.0	
Gibson	35-35	646-18.5	92-193	.477	5-19	.263	50-74	.676	55-95	150-4.3	94-2	14	69	44	19	239-6.8	
Peterson	34-1	535-15.7	42-99	.424	6-27	.222	17-31	.548	5-48	53-1.6	47	61	61	1	21	107-3.1	
Kreft	35-0	361-10.3	39-84	.464	0-0	.000	20-27	.741	31-50	81-2.3	47	8	39	22	10	98-2.8	
Whisnant	25-0	192-7.7	19-55	.345	11-40	.275	4-6	.667	10-15	25-1.0	12	12	6	0	6	53-2.1	
Portuondo	5-0	5-1.0	1-1	1.000	1-1	1.000	2-2	1.000	0-0	0-0.0	2	0	4	0	0	5-1.0	
Space	10-0	30-3.0	3-11	.273	0-3	.000	1-1	1.000	2-5	7-0.7	5	0	1	1	0	7-0.7	
Moreau	8-0	8-1.0	0-3	.000	0-3	.000	0-0	.000	0-1	1-0.1	0	0	1	0	0	0-0.0	
Team									46-58	104	3						
FSU	35	7100	877-1923	.456	216-611	.354	473-669	.707	404-869	1273-36.4	653-13	427	565	213	265	2443-69.8	
Opponents	35	7100	749-1965	.381	221-715	.309	482-674	.715	430-738	1168-33.4	643	370	531	114	269	2201-62.9	

2012-13

RECORD: 18-16		HOME: 10-8		AWAY: 4-7		NEUTRAL: 4-1											
Player	G-GS	Min-Avg.	FG-FGA	Pct.	3PM-3PA	Pct.	FT-FTA	Pct.	Off-Def	Tot-Avg.	PF-DQ	AT	TO	BL	ST	Pts-Avg	
Snaer	33-33	1,079-32.7	155-365	.425	63-164	.384	116-142	.817	22-125	147-4.5	81-1	82	91	15	33	489-14.8	
White	34-34	983-28.9	138-270	.511	25-80	.313	119-146	.815	74-127	201-5.9	103-5	27	54	38	33	420-12.4	
Shannon	20-0	419-21.0	60-130	.462	0-0	.000	37-57	.649	42-70	112-5.6	56-2	16	45	12	23	157-7.9	
Bookert	34-11	730-21.5	67-137	.489	32-61	.525	54-66	.818	9-53	62-1.8	48-0	80	57	5	19	220-6.5	
Thomas	34-12	632-18.6	73-179	.408	9-41	.220	49-70	.700	23-57	80-2.4	34-0	38	48	10	22	204-6.0	
Turpin	34-25	537-15.8	70-137	.511	0-2	.000	44-63	.698	42-59	101-3.0	79-1	10	30	43	14	184-5.4	
Miller	28-5	526-18.8	50-153	.327	23-83	.277	26-41	.634	6-40	46-1.6	48-2	52	40	0	23	149-5.3	
Whisnant	30-19	517-17.2	52-128	.406	32-90	.356	20-21	.952	6-23	29-1.0	24-0	18	13	3	16	156-5.2	
Brandon	33-22	652-19.8	49-116	.422	9-31	.290	22-45	.489	12-47	59-1.8	48-2	47	62	8	11	129-3.9	
Bojanovsky	33-0	365-11.1	35-64	.547	0-0	.000	25-33	.758	28-35	63-1.9	37-0	9	21	25	8	95-2.9	
Gilchrist	25-0	209-8.4	21-49	.429	1-8	.125	4-13	.308	6-23	29-1.2	17-0	2	18	6	4	47-1.9	
Moreau	6-0	7-1.2	2-5	.400	2-3	.667	2-2	1.000	0-0	0-0.0	0-0	0	0	0	0	8-1.3	
Ojo	27-9	136-5.0	7-24	.292	0-0	.000	4-11	.364	7-20	27-1.0	24-0	3	9	7	3	18-0.7	
Portuondo	6-0	7-1.2	1-1	1.000	0-0	.000	0-0	.000	0-0	0-0.0	1-0	1	3	0	1	2-0.3	
Team									45-51	96	1						
FSU	34	6799	780-1758	.444	196-563	.348	522-710	.735	322-730	1052-30.9	601-13	385	497	172	210	2278-67.0	
Opponents	34	6800	825-1886	.437	225-612	.368	454-656	.692	422-720	1142-33.6	648-	443	465	103	244	2331-68.6	

YEAR-BY-YEAR STATS

2013-14

RECORD: 22-14		HOME: 12-5		AWAY: 6-6		NEUTRAL: 4-3											
Player	G-GS	Min-Avg.	FG-FGA	Pct.	3PM-3PA	Pct.	FT-FTA	Pct.	Off-Def	Tot-Avg.	PF-DQ	AT	TO	BL	ST	Pts.-Avg	
Thomas	36-16	1,136-31.6	172-379	.454	39-105	.371	139-172	.808	36-116	152-4.2	88-3	65	88	11	57	522-14.5	
Miller	33-7	938-28.4	146-325	.449	65-163	.399	96-110	.873	11-72	83-2.5	64-1	92	96	1	24	453-13.7	
White	36-35	1,084-30.1	166-323	.514	24-64	.375	134-168	.798	75-168	243-6.8	108-7	34	68	40	27	490-13.6	
Bookert	36-27	986-27.4	100-240	.417	44-102	.431	61-78	.782	19-96	115-3.2	67-0	102	72	2	38	305-8.5	
Brandon	36-36	1,060-29.4	92-221	.416	9-36	.250	83-135	.615	54-121	175-4.9	65-0	54	50	1	33	286-7.7	
Bojanovsky	36-21	740-20.6	77-131	.588	0-0	.000	57-84	.679	59-85	144-4.0	90-1	19	40	67	15	211-5.9	
Gilchrist	36-24	474-13.2	47-104	.452	3-9	.333	10-26	.385	27-39	66-1.8	47-5	8	30	20	11	107-3.0	
Ojo	36-12	428-11.9	35-64	.547	0-0	.000	20-47	.426	36-72	108-3.0	72-0	9	32	25	5	90-2.5	
Smith	34-0	343-10.1	32-73	.438	4-17	.235	13-25	.520	17-33	50-1.5	39-1	2	28	24	2	81-2.4	
Allen	14-0	26-1.9	3-5	.600	2-2	1.000	2-2	1.000	2-2	4-0.3	6-0	0	3	0	1	10-0.7	
White	6-0	10-1.7	1-2	.500	1-2	.500	0-0	.000	0-1	1-0.2	1-0	0	1	0	0	3-0.5	
Hopkins	13-0	25-1.9	2-6	.333	0-2	.000	2-8	.250	1-2	3-0.2	3-0	0	1	0	0	6-0.5	
Team									55-57	112							
FSU	36	7,250	873-1873	.466	191-502	.380	617-855	.722	392-864	1256-34.9	650-18	385	512	191	213	2554-70.9	
Opponents	36	7,250	824-2065	.399	228-694	.329	516-747	.691	482-734	1216-33.8	746-32	402	453	129	239	2392-66.4	

2014-15

RECORD: 17-16		HOME: 12-6		AWAY: 3-7		NEUTRAL: 2-3											
Player	G-GS	Min-Avg.	FG-FGA	Pct.	3PM-3PA	Pct.	FT-FTA	Pct.	Off-Def	Tot-Avg.	PF-DQ	AT	TO	BL	ST	Pts.-Avg	
Rathan-Mayes	32-30	1,110-34.7	165-397	.416	48-171	.281	98-142	.690	16-96	112-3.5	74-0	137	108	0	35	476-14.9	
Thomas	6-5	170-28.3	32-70	.457	4-17	.235	21-29	.724	0-21	21-3.5	14-0	13	16	0	8	89-14.8	
Brandon	33-33	1,142-34.6	133-246	.541	5-21	.238	117-174	.672	49-134	183-5.5	59-0	63	76	13	36	388-11.8	
Bookert	28-28	983-35.1	85-227	.374	53-135	.393	59-73	.808	13-88	101-3.6	56-1	74	69	3	27	282-10.1	
Cofer	33-24	737-22.3	78-171	.456	6-15	.400	67-106	.632	51-98	149-4.5	57-1	6	34	20	9	229-6.9	
Smith	33-9	586-17.8	75-149	.503	8-31	.258	45-60	.750	34-61	95-2.9	67-0	13	41	35	8	203-6.2	
Bojanovsky	33-0	540-16.4	57-99	.576	0-0	.000	54-80	.675	36-77	113-3.4	62-2	18	27	44	22	168-5.1	
Turpin	33-12	411-12.5	71-127	.559	0-0	.000	21-35	.600	36-40	76-2.3	89-1	3	31	23	7	163-4.9	
Berwick	33-3	361-10.9	26-89	.292	19-63	.302	9-17	.529	9-25	34-1.0	42-0	22	18	1	12	80-2.4	
Ojo	33-21	292-8.8	27-51	.529	0-0	.000	17-44	.386	24-54	78-2.4	44-0	6	28	16	5	71-2.2	
Saxton	2-0	4-1.3	2-2	1.000	0-0	.000	0-0	.000	0-1	1-0.3	1-0	0	0	0	0	4-1.3	
Watkins	22-0	198-9.0	7-25	.280	1-8	.125	14-21	.667	2-20	22-1.0	25-0	20	17	0	8	29-1.3	
Allen	24-0	116-4.8	5-16	.313	3-9	.333	2-2	1.000	4-10	14-0.6	21-0	5	7	2	4	15-0.6	
Team									54-56	110							
FSU	33	6650	763-1,669	.457	147-470	.313	524-783	.669	328-781	1,109-33.6	612-5	380	478	157	181	2,199-66.6	
Opponents	33	6650	766-1,825	.420	193-594	.325	485-692	.701	366-703	1,069-32.4	670	395	393	85	205	2,210-67.0	

2015-16

RECORD: 20-14		HOME: 11-4		AWAY: 4-8		NEUTRAL: 5-2											
Player	G-GS	Min-Avg.	FG-FGA	Pct.	3PM-3PA	Pct.	FT-FTA	Pct.	Off-Def	Tot-Avg.	PF-DQ	AT	TO	BL	ST	Pts.-Avg	
Bacon	34-33	979-28.8	197-441	.447	32-114	.281	110-154	.714	46-151	197-5.8	73-1	50	74	1	33	536-15.8	
Beasley	34-34	1,014-29.8	185-393	.471	55-142	.387	104-128	.813	44-136	180-5.3	75-3	51	59	6	32	529-15.6	
Rathan-Mayes	33-32	968-29.3	131-321	.408	39-137	.285	89-115	.774	12-80	91-2.8	69-1	146	83	0	33	390-11.8	
Bookert	33-2	868-26.3	107-252	.425	59-151	.391	40-53	.755	30-60	90-2.7	63-1	91	48	2	55	313-9.5	
Bojanovsky	34-34	612-18.0	75-129	.581	0-4	.000	59-85	.694	62-87	149-4.4	92-2	14	39	59	21	209-6.1	
Mann	34-0	577-17.0	73-125	.584	4-13	.308	27-59	.458	44-82	126-3.7	62-1	30	24	7	21	177-5.2	
Smith	34-0	489-14.4	72-131	.550	2-12	.167	29-41	.707	40-79	119-3.5	79-1	7	36	34	14	175-5.1	
Cofer	11-3	132-12.0	13-23	.565	0-1	.000	16-19	.842	5-17	22-2.0	9-0	2	7	3	4	42-3.8	
Bell	33-0	342-10.4	39-99	.394	23-54	.426	25-45	.556	8-26	34-1.0	29-0	29	22	0	10	126-3.8	
Brandon	33-31	655-19.8	37-86	.430	2-7	.286	30-55	.545	39-62	101-3.1	68-0	32	33	8	19	106-3.2	
Saxton	11-1	30-2.7	6-15	.400	4-10	.400	0-0	.000	4-6	10-0.9	1-0	0	1	0	1	16-1.5	
Koumadje	26-0	159-6.1	13-27	.481	0-0	.000	7-17	.412	10-28	38-1.5	36-1	1	11	19	0	33-1.3	
Team									45-54	99-2.9							
FSU	34	6,825	948-2,042	.464	220-645	.341	536-771	.695	389-868	1,257-37.0	656-11	453	441	139	243	2,652-78.0	
Opponents	34	6,825	874-1,981	.442	265-733	.362	501-728	.688	342-798	1,140-33.5	669	447	464	103	180	2,516-74.0	

2016-17

RECORD: 26-9		HOME: 18-0		AWAY: 4-6		NEUTRAL: 4-3											
Player	G-GS	Min-Avg.	FG-FGA	Pct.	3PM-3PA	Pct.	FT-FTA	Pct.	Of-Def.	Tot-Avg.	PF-DQ	AT	TO	BL	ST	Pts.-Avg	
Bacon	35-35	1008-28.8	221-489	.452	57-171	.333	104-138	.754	35-112	147-4.2	55-1	61	71	4	35	603-17.2	
Isaac	32-32	839-26.2	130-256	.508	31-89	.348	92-118	.780	56-195	251-7.8	70-1	37	48	49	37	383-12.0	
Rathan-Mayes	35-35	969-27.7	134-296	.453	40-124	.323	62-117	.530	22-90	112-3.2	70-0	168	65	4	33	370-10.6	
Mann	35-34	876-25.0	114-198	.576	7-23	.304	59-89	.663	65-94	159-4.5	82-3	58	42	6	35	294-8.4	
Savoy	28-0	228-8.1	47-114	.412	40-100	.400	21-30	.700	4-19	23-0.8	15-0	7	9	1	10	155-5.5	
Ojo	35-34	426-12.2	57-101	.564	0-0	.000	58-72	.806	55-57	112-3.2	71-0	7	27	30	10	172-4.9	
Forrest	35-0	538-15.4	61-129	.473	1-8	.125	48-71	.676	31-63	94-3.2	40-0	55	35	5	43	171-4.9	
Walker	32-0	414-12.5	54-136	.397	17-56	.304	36-55	.655	13-33	46-2.7	55-0	44	25	2	20	161-4.9	
Angola	34-0	402-11.8	52-115	.452	21-50	.420	32-41	.780	11-44	55-1.4	40-0	42	18	4	15	157-4.6	
Smith	35-3	460-13.1	60-115	.522	3-10	.300	30-46	.652	34-65	99-1.6	84-1	17	25	30	8	153-4.4	
Koumadje	35-0	355-10.1	53-81	.654	0-1	.000	12-25	.480	19-46	65-2.8	60-1	4	17	40	7	118-3.5	
Allen	14-0	86-6.1	15-32	.469	10-23	.435	2-2	1.000	1-5	6-0.4	10-0	4	3	2	2	42-3.0	
Cofer	32-2	399-12.5	38-84	.452	6-16	.375	12-20	.600	21-41	62-1.9	32-0	7	25	3	4	94-2.9	
Team									42-51	93-2.7							
FSU	35	7000	1036-2146	.483	233-671	.347	568-824	.689	409-915	1324-37.8	684-7	511	415	180	259	2873-82.1	
Opponent	35	7000	857-2060	.416	259-743	.349	550-769	.715	288-802	1190-34.0	690	424	494	104	176	2523-72.1	

YEAR-BY-YEAR STATS

2017-18

RECORD: 26-9		HOME: 18-0		AWAY: 4-6		NEUTRAL: 4-3													
Player	G-GS	Min-Avg.	FG-FGA	Pct.	3PM-3PA	Pct.	FT-FTA	Pct.	Off-Def	Tot-Avg.	PF-DQ	A	TO	BL	ST	Pts-Avg			
Cofor	35-35	1026-29.3	168-346	.486	48-128	.375	65-194	.691	56-122	178-5.1	49-0	26	42	8	19	449-12.8			
Mann	34-31	993-29.2	171-301	.568	13-52	.250	74-113	.655	65-120	185-5.4	57-0	87	60	9	31	429-12.6			
Angola	35-31	963-27.5	135-324	.417	64-170	.376	103-123	.837	32-106	138-3.9	86-0	105	72	9	46	437-12.5			
Walker	35-34	813-23.2	94-228	.412	39-110	.355	52-71	.732	8-81	89-2.5	84-3	85	61	5	35	279-8.0			
Forrest	34-2	871-25.6	87-177	.492	3-14	.214	92-132	.697	44-123	167-4.9	60-1	138	59	12	53	269-7.9			
Kabengele	34-0	503-14.8	85-173	.491	10-26	.385	65-99	.657	63-95	158-4.6	73-1	10	35	29	15	245-7.2			
Walker	35-1	659-18.8	81-214	.379	41-119	.345	43-57	.754	7-52	59-1.7	78-5	38	40	5	22	246-7.0			
Savoy	27-4	355-13.1	58-158	.367	50-135	.370	16-22	.727	5-33	38-1.4	28-0	15	17	1	6	182-6.7			
Koumadje	24-21	385-16.0	67-107	.626	0-0	.000	21-36	.583	39-59	98-4.1	62-1	3	18	35	2	155-6.5			
Obiagu.	34-14	364-10.7	33-57	.579	0-0	.000	12-38	.316	33-54	87-2.6	60-1	2	25	71	7	78-2.3			
Light	5-0	7-1.4	2-6	.333	2-6	.333	0-0	.000	0-1	1-0.2	0-0	0	0	0	0	6-1.2			
Prieto	2-0	5-2.5	1-2	.500	0-0	.000	0-0	.000	0-0	0-0.0	0-0	1	0	0	0	2-1.0			
Allen	23-2	94-4.1	10-20	.500	3-12	.250	0-0	.000	3-6	9-0.4	11-0	7	9	0	3	23-1.0			
Wilkes	6-0	44-7.3	2-9	.222	0-7	.000	0-1	.000	2-7	9-1.5	2-0	3	5	2	1	4-0.7			
Miles	3-0	6-2.0	0-2	.000	0-2	.000	0-0	.000	0-1	1-0.3	1-0	0	0	0	0	0-0.0			
Lindner	5-0	8-1.6	0-1	.000	0-0	.000	0-0	.000	0-1	1-0.2	1-0	2	2	0	0	0-0.0			
Polite	1-0	4-4.0	0-0	.000	0-0	.000	0-0	.000	0-1	1-1.0	0-0	1	1	0	1	0-0.0			
Team									41-62	103			10			2			
FSU	35	7,100	994-2,125	.468	273-781	.350	543-786	.691	398-924	1,322-37.8	653-12	523	456	186	241	2,806-80.2			
Opponents	35	7,100	887-2,129	.417	285-802	.355	492-689	.714	392-836	1,228-35.1	658	432	495	104	204	2,551-72.9			

2018-19

RECORD: 29-8		HOME: 15-1		AWAY: 6-4		NEUTRAL: 8-3													
Player	G-GS	Min-Avg.	FG-FGA	Pct.	3PM-3PA	Pct.	FT-FTA	Pct.	Off-Def	Tot-Avg.	PF-DQ	A	TO	BL	ST	Pts-Avg			
M. Kabengele	37-0	798-21.6	164-327	.502	24-65	.369	137-180	.761	19-140	219-5.9	96-5	11	48	56	21	489-13.2			
T. Mann	37-36	1173-31.7	147-291	.505	30-77	.390	98-124	.790	92-148	240-6.5	83-1	94	65	12	25	422-11.4			
T. Forrest	37-36	1106-29.9	112-255	.439	7-30	.233	113-145	.779	29-136	165-4.5	60-0	138	74	9	69	344-9.3			
M.J. Walker	35-34	907-25.9	85-250	.340	44-134	.328	49-63	.778	14-64	78-2.2	92-2	56	68	6	29	263-7.5			
P. Cofor	22-19	575-26.1	61-156	.391	29-83	.349	12-21	.571	13-63	76-3.5	30-0	8	31	2	3	163-7.4			
C. Koumadje	37-37	573-15.5	106-169	.627	0-1	.000	32-55	.582	74-132	206-5.6	74-0	18	43	52	8	244-6.6			
D. Nichols	35-1	608-17.4	77-199	.387	35-110	.318	34-49	.694	9-50	59-1.7	77-1	59	49	2	23	223-6.4			
P.J. Savoy	37-18	542-14.6	68-187	.364	52-158	.329	32-39	.821	7-37	44-1.2	44-0	18	30	4	17	220-5.9			
D. Vassell	33-0	353-10.7	52-119	.437	26-62	.419	19-28	.679	13-38	51-1.5	30-0	21	12	10	18	149-4.5			
R. Gray	36-4	441-12.3	50-115	.435	10-32	.313	31-43	.721	23-60	83-2.3	62-0	27	33	6	29	141-3.9			
A. Polite	40-0	324-10.8	26-68	.382	11-46	.239	17-22	.773	16-32	48-1.6	39-0	19	17	1	18	80-2.7			
W. Wilkes	15-0	57-3.8	8-21	.381	4-15	.267	2-3	.667	4-7	11-0.7	9-0	2	5	1	3	22-1.5			
H. Prieto	9-0	17-1.9	4-6	.667	0-0	.000	0-0	.000	3-5	8-0.9	5-0	0	2	0	0	8-0.9			
J. Lindner	7-0	10-1.4	0-1	.000	0-1	.000	2-4	.500	1-2	3-0.4	1-0	4	2	0	1	2-0.3			
W. Miles	6-0	7-1.2	0-3	.000	0-1	.000	1-2	.500	0-1	1-0.2	3-0	0	2	0	1	1-0.2			
T. Light	6-0	9-1.5	0-4	.000	0-4	.000	0-0	.000	0-0	0-0.0	0-0	0	0	0	1	0-0.0			
Team								46-53	99-2.7			11				1			
FSU	37	7,500	960-2171	.442	272-819	.332	579-778	.744	423-968	1391-37.6	705-9	475	494	161	266	2,771-74.9			
Opponents	37	7,500	842-2067	.407	269-803	.335	532-737	.722	358-865	1223-33.1	682-	369	528	113	203	2,485-67.2			

2019-20

RECORD: 26-5		HOME: 16-0		AWAY: 7-5		NEUTRAL: 3-0													
Player	G-GS	Min-Avg.	FG-FGA	Pct.	3P-A	Pct.	FT-FTA	Pct.	Off-Def	Tot-Avg.	PF-DQ	A	TO	BL	ST	Pts-Avg			
D. Vassell	30-30	863-17-28.8	144-294	.490	44-106	.415	48-65	.738	38-114	152-5.1	58-0	49	23	29	42	380-12.7			
T. Forrest	31-31	954-34-30.8	130-283	.459	16-57	.281	83-101	.822	34-102	136-4.4	45-0	124	92	18	59	359-11.6			
M.J. Walker	26-24	656-02-25.2	85-229	.371	44-122	.361	61-76	.803	6-38	44-1.7	60-1	38	6	20	27	275-10.6			
P. Williams	29-0	655-36-22.6	95-207	.459	16-50	.320	62-74	.838	38-78	116-4.0	47-0	29	30	30	29	268-9.2			
M. Osborne	31-28	599-29-19.3	71-154	.461	21-58	.362	23-39	.590	59-94	153-4.9	57-1	14	20	23	19	186-6.0			
R. Gray	29-24	565-01-19.5	58-148	.392	9-41	.220	48-69	.696	30-81	111-3.8	67-2	40	51	19	31	173-6.0			
A. Polite	31-8	617-20-19.9	63-155	.406	34-96	.354	19-28	.679	24-67	91-2.9	48-0	35	36	7	37	179-5.8			
B. Koprivica	27-0	278-27-10.3	51-73	.699	0-0	.000	25-38	.658	31-34	65-2.4	41-1	8	17	7	9	127-4.7			
D. Olejniczak	29-9	308-23-10.6	55-90	.611	0-0	.000	13-19	.684	33-33	66-2.3	46-1	4	26	16	9	123-4.2			
W. Wilkes	28-1	255-20-9.1	34-83	.410	24-63	.381	5-5	1.000	11-18	29-1.0	26-0	15	14	2	8	97-3.5			
N. Jack	13-0	75-08-5.8	15-38	.395	11-33	.333	2-2	1.000	2-9	11-0.8	14-0	5	5	0	1	43-3.3			
R. Evans	29-0	332-12-11.5	31-68	.456	7-17	.412	24-33	.727	5-30	35-1.2	22-0	42	24	3	8	93-3.2			
T. Light	9-0	15-11-1.7	3-8	.375	3-8	.375	2-2	1.000	0-0	0-0.0	0-0	0	0	0	0	11-1.2			
J. Lindner	9-0	19-22-2.2	4-4	1.000	1-1	1.000	2-2	1.000	1-5	6-0.7	3-0	4	5	0	0	11-1.2			
H. Prieto	10-0	33-52-3.4	4-8	.500	0-1	.000	1-4	.250	6-4	10-1.0	5-0	1	2	2	1	9-0.9			
W. Miles	9-0	15-11-1.7	1-4	.250	0-1	.000	0-0	.000	1-0	1-0.1	2-0	1	1	0	0	2-0.2			
C. Yates	5-0	05-17-1.1	0-1	.000	0-0	.000	0-0	.000	0-1	1-0.2	0-0	0	0	0	0	0-0.0			
T. Hands	3-0	02-34-0.9	0-1	.000	0-1	.000	0-0	.000	0-1	1-0.3	1-0	0	0	0	0	0-0.0			
Team									33-41	74-2.4						7			
FSU	31	6252	844-1848	.457	230-655	.351	418-557	.750	352-750	1102-35.5	542-6	409	411	162	273	2336-75.4			
Opponents	31	6250	694-1708	.406	218-687	.317	431-588	.733	324-698	1022-33.0	530-11	309	516	89	165	2037-65.7			

2020-21

RECORD: 18-7		HOME: 12-1		AWAY: 3-4		NEUTRAL: 3-2													
Player	G-GS	Min-Avg.	FG-FGA	Pct.	3P-A	Pct.	FT-FTA	Pct.	Off-Def	Tot-Avg.	PF-DQ	A	TO	BL	ST	Pts-Avg			
R. Gray	25-24	658-26.2	109-211	.517	8-30	.267	71-93	.763	37-123	160-6.4	65-1	55	55	18	30	297-11.9			
M.J. Walker	24-23	697-29	95-218	.436	44-104	.423	59-74	.797	11-48	59-2.5	53-2	61	62	9	21	293-12.2			
S. Barnes	24-7	595-24.8	98-195	.503	11-40	.275	41-66	.621	35-61	96-4.0	52-0	96	59	11	35	248-10.3			
B. Koprivica	24-20	468-19.5	88-147	.599	1-1	1.00	42-61	.689	51-84	135-5.6	62-2	18	32	33	7	219-9.1			
A. Polite	21-16	559-26.6	75-150	.500	41-72	.569	28-42	.667	27-67	94-4.5	41-0	37	26	9	30	212-10.1			
M. Osborne	24-4	486-20.3	46-109	.422	19-52	.365	31-37	.838	34-75	109-4.5	50-0	7	18	7	14	142-5.9			
S. Calhoun	25-0	356-14.2	49-116	.422	23-58	.397	12-14	.857	7-29	36-1.4	19-0	14	19	2	13	133-5.3			
R. Evans	24-18	460-19.2	37-101	.366	9-25	.360	39-46	.848	16-35	48-2	24-0	33	31	6	11	122-5.1			
W. Wilkes	25-9	343-13.7	35-86	.407	24-63	.381	4-5	.800	9-31	40-1.6	21-0	23	15	8	11	98-3.9			

YEAR-BY-YEAR STATS

2021-22

RECORD: 17-14		HOME: 11-4	AWAY: 4-8		NEUTRAL: 2-2													
Player	G-GS	Min-Avg.	FG-FGA	Pct.	3PM-3PA	Pct.	FT-FTA	Pct.	Off-Def	Tot-Avg.	PF-DQ	A	TO	BL	ST	Pts-Avg		
C. Mills	26-23	682-26.2	120-277	.433	30-85	.353	59-69	.855	11-51	62-2.4	49-0	63	53	13	39	329-12.7		
M. Cleveland	29-8	759-26.2	133-294	.452	6-34	.176	61-110	.555	43-89	132-4.6	59-0	35	38	14	20	333-11.5		
M. Osborne	17-14	468-27.5	48-117	.410	20-56	.357	54-65	.831	37-81	118-6.9	23-0	15	11	4	17	170-10.0		
A. Polite	24-24	671-27.9	78-182	.429	26-81	.321	56-70	.800	43-92	135-5.6	42-0	60	40	13	35	238-9.9		
R. Evans	27-26	671-24.9	72-183	.393	18-54	.333	53-62	.855	9-59	68-2.5	41-0	86	43	11	41	215-8.0		
C. Fletcher	29-0	472-16.3	76-160	.475	21-58	.362	25-33	.758	37-63	100-3.4	48-0	26	43	5	27	198-6.8		
J. Butler	31-24	586-18.9	69-166	.416	33-84	.393	11-25	.440	21-79	100-3.2	61-1	23	26	36	13	182-5.9		
T. Ngom	20-15	248-12.4	42-67	.627	2-10	.200	27-34	.794	24-31	55-2.8	41-0	4	22	15	6	113-5.7		
N. McLeod	18-5	199-11.1	34-50	.680	0-0	.000	13-25	.520	27-10	37-2.1	17-0	0	8	7	1	81-4.5		
W. Wilkes	31-10	481-15.5	44-142	.310	31-105	.295	3-9	.333	10-35	45-1.5	31-0	38	27	7	17	122-3.9		
H. Prieto	21-0	267-12.7	33-59	.559	10-22	.455	4-9	.444	19-20	39-1.9	24-0	5	5	5	6	80-3.8		
J. Warley	31-5	596-19.2	39-118	.331	9-30	.300	27-40	.675	9-45	58-1.9	57-0	78	39	9	37	114-3.7		
Q. Ballard	18-0	86-4.8	7-10	.700	0-0	.000	2-6	.333	9-12	21-1.2	7-0	1	4	11	2	16-0.9		
I. Spainhour	6-0	11-1.9	2-6	.333	1-4	.250	0-0	.000	0-3	3-0.5	2-0	0	1	0	1	5-0.8		
J. Lindner	11-1	35-3.2	2-7	.286	1-2	.500	0-0	.000	0-4	4-0.4	3-0	10	7	0	1	5-0.5		
M. Thorpe	5-0	10-2.0	0-2	.000	0-2	.000	0-1	.000	0-2	2-0.4	1-0	0	2	0	1	0-0.0		
C. Yates	3-0	8-2.6	0-2	.000	0-1	.000	0-0	.000	0-0	0-0.0	0-0	1	0	1	0	0-0.0		
Team									53-49	102-3.3			18					
FSU	31	6,250	799-1842	.434	208-628	.331	395-558	.708	352-729	1,081-34.9	506-1	445	387	151	264	2,201-71.0		
Opponents	31	6,250	786-1769	.444	276-748	.369	382-538	.710	328-762	1,090-35.2	495-9	443	448	95	182	2,230-71.9		

2022-23

RECORD: 9-23		HOME: 5-11	AWAY: 4-7		NEUTRAL: 0-5													
Player	G-GS	Min-Avg.	FG-FGA	Pct.	3PM-3PA	Pct.	FT-FTA	Pct.	Off-Def	Tot-Avg.	PF-DQ	A	TO	BL	ST	Pts-Avg		
M. Cleveland	30-30	1009-33.6	157-353	.445	21-60	.350	80-116	.690	42-181	223-7.4	56-3	53	66	24	25	415-13.8		
D. Green, Jr.	32-32	1090-34.1	150-390	.385	91-250	.364	39-44	.886	13-81	94-2.9	70-0	65	52	12	30	430-13.4		
C. Mills	32-31	948-29.6	137-334	.410	30-102	.294	112-134	.836	17-79	96-3.0	71-1	110	70	19	43	416-13.0		
C. Fletcher	10-9	290-29.0	41-104	.394	15-45	.333	11-18	.611	17-58	75-7.5	25-0	11	20	6	13	108-10.8		
C. Corhen	32-21	763-23.9	100-183	.546	8-30	.267	57-72	.792	51-62	113-3.5	88-4	17	38	10	14	265-8.3		
J. Warley	32-21	891-27.9	76-155	.490	10-31	.323	57-84	.679	30-63	93-2.9	66-1	105	50	5	41	219-6.8		
B. Miller	15-2	259-17.3	27-57	.474	7-28	.250	3-10	.300	9-46	55-3.7	27-1	12	21	7	6	64-4.3		
N. McLeod	28-11	367-13.1	47-86	.547	0-0	.000	13-32	.406	32-43	75-2.7	31-1	5	14	33	1	107-3.8		
C. Jackson	29-1	352-12.2	37-92	.402	12-32	.375	19-25	.760	12-27	39-1.3	43-0	38	21	5	19	105-3.6		
T. House	30-1	229-7.6	13-54	.241	10-41	.244	9-12	.750	5-17	22-0.7	12-0	12	8	1	3	45-1.5		
D. Green	24-0	151-6.3	14-24	.583	4-10	.400	4-10	.400	4-19	23-1.0	24-0	2	9	3	2	36-1.5		
S. Adebisi	8-0	19-2.4	2-2	1.000	0-0	.000	2-2	1.000	1-1	2-0.3	4-0	0	1	0	0	6-0.8		
I. Spainhour	6-0	10-1.7	1-5	.200	1-4	.250	0-0	.000	0-0	0-0.0	0-0	0	0	0	0	3-0.5		
R. Morris	4-0	6-1.5	0-1	.000	0-0	.000	0-0	.000	0-2	2-0.5	0-0	0	2	0	0	0-0.0		
M. Brown	3-0	2-0.5	0-0	.000	0-0	.000	0-0	.000	0-1	1-0.3	0-0	0	0	0	0	0-0.0		
M. Thorpe	3-0	4-1.2	0-0	.000	0-0	.000	0-0	.000	1-0	1-0.3	0-0	0	0	0	0	0-0.0		
Team									44-47	91			16					
FSU	32	6,400	802-1840	.436	209-633	.330	406-559	.726	278-728	1,006-31.4	519-11	430	388	125	197	2,219-69.3		
OPPONENTS	32	6,400	854-1882	.454	291-773	.376	440-582	.756	334-794	1,128-35.3	517-7	473	377	91	165	2,439-76.2		



YEAR-BY-YEAR LEADERS

YEAR-BY-YEAR TEAM LEADERS

Year	Points	Scoring Average	Rebounds	Assists	Blocked Shots	Steals	Field Goal %	Free Throw %
1967-68	508 Dave Cowens	18.8 Dave Cowens	456 Dave Cowens				.555 Jan Gies	.840 Randy Cable
1968-69	508 Dave Cowens	20.3 Dave Cowens	437 Dave Cowens	155 Skip Young			.620 Jan Gies	.750 Dale Klav
1969-70	463 Dave Cowens	17.8 Dave Cowens	447 Dave Cowens	127 Skip Young			.636 Willie Williams	.895 Ken Macklin
1970-71	589 Ron King	22.7 Ron King	390 Reggie Royals	227 Otto Petty			.534 Vernell Elizy	.833 Greg Samuels
1971-72	573 Ron King	17.9 Ron King	351 Reggie Royals	173 Otto Petty	NA	NA	.538 Larry Gay	.754 Ron King
1972-73	430 Reggie Royals	16.5 Reggie Royals	265 Reggie Royals	202 Otto Petty			.580 Lawrence McCray	.700 Otis Cole
1973-74	440 Larry Warren	16.9 Larry Warren	254 Lawrence McCray	96 Otis Cole			.551 Greg Grady	.814 Eugene Harris
1974-75	400 Larry Warren	16.0 Larry Warren	267 Greg Grady	110 Wayne Smalls			.581 Greg Grady	.778 Larry Warren
1975-76	390 David Thompson	14.4 David Thompson	203 Greg Grady & David Thompson	91 Carlton Byrd			.638 Harry Davis	.759 Eugene Harris
1976-77	500 David Thompson	18.5 David Thompson	212 Harry Davis	159 Carlton Byrd	20 David Thompson	56 David Thompson	.567 Harry Davis	.838 Wayne Smalls
1977-78	546 Harry Davis	19.5 Harry Davis	211 David Thompson	166 Tony Jackson	14 Murray Brown & Harry Davis	73 Tony Jackson	.577 Harry Davis	.816 Kris Anderson
1978-79	629 Murray Brown	21.7 Murray Brown	242 Murray Brown	158 Tony Jackson	25 Murray Brown	58 Tony Jackson	.691 Murray Brown	.815 Kris Anderson
1979-80	635 Mickey Dillard	20.4 Mickey Dillard	245 Elvis Rolle	213 Tony Jackson	42 Elvis Rolle	65 Tony Jackson	.646 Murray Brown	.766 Mickey Dillard
1980-81	515 Mickey Dillard	18.3 Mickey Dillard	257 Elvis Rolle	91 Mickey Dillard & Bobby Parks	47 Elvis Rolle	52 Mickey Dillard	.593 Kris Anderson	.794 Mickey Dillard
1981-82	523 Mitchell Wiggins	23.8 Mitchell Wiggins	213 Mitchell Wiggins	111 Tony William	20 Oren Gilmore	66 Tony William	.574 Mitchell Wiggins	.825 Tony William
1982-83	544 Mitchell Wiggins	22.7 Mitchell Wiggins	196 Mitchell Wiggins	156 Tony William	9 Maurice Myrick	75 Tony William	.538 Michael Johnson	.770 Granville Arnold
1983-84	626 Alton Lee Gipson	20.2 Alton Lee Gipson	208 Alton Lee Gipson	215 Tony William	23 Randy Allen	70 Dean Shaffer	.574 Dean Shaffer	.842 Granville Arnold
1984-85	568 Alton Lee Gipson	18.9 Alton Lee Gipson	234 Alton Lee Gipson	171 Dean Shaffer	47 Alton Lee Gipson	81 Dean Shaffer	.612 Jerome Fitchett	.727 Joe Farrar
1985-86	486 Pee Wee Barber	16.8 Pee Wee Barber	163 Randy Allen	146 Pee Wee Barber	30 Randy Allen	52 Pee Wee Barber	.615 Jerome Fitchett	.808 LaRae Davis
1986-87	576 Pee Wee Barber	19.2 Pee Wee Barber	235 Randy Allen	144 Pee Wee Barber	26 Jerome Fitchett	38 Pee Wee Barber	.572 Jerome Fitchett	.819 Jerome Fitchett
1987-88	546 George McCloud	22.2 George McCloud	269 Tat Hunter	105 George McCloud	20 Jerome Fitchett	45 Tharon Mayes	.590 Michael Polite	.891 Brad Johnson
1988-89	633 George McCloud	18.8 George McCloud	249 Tat Hunter	125 George McCloud	20 Tat Hunter	53 George McCloud	.570 Tat Hunter	.875 George McCloud
1989-90	559 Tharon Mayes	23.3 Tharon Mayes	262 Michael Polite	93 Tharon Mayes	36 Rodney Dobar	52 Tharon Mayes	.582 Michael Polite	.833 Tharon Mayes
1990-91	524 Doug Edwards	16.4 Doug Edwards	273 Michael Polite	103 Charlie Ward	47 Rodney Dobar	71 Charlie Ward	.570 Rodney Dobar	.713 Charlie Ward
1991-92	570 Sam Cassell	18.4 Sam Cassell	271 Doug Edwards	122 Charlie Ward	46 Rodney Dobar	75 Charlie Ward	.624 Rodney Dobar	.812 Chuck Graham
1992-93	675 Bob Sura	19.9 Bob Sura	290 Doug Edwards	170 Sam Cassell	111 Rodney Dobar	97 Sam Cassell	.572 Rodney Dobar	.759 Sam Cassell
1993-94	573 Bob Sura	21.2 Bob Sura	213 Bob Sura	121 Bob Sura	54 Andre Reid	65 Bob Sura	.518 Kirk Luchman	.759 Chuck Graham
1994-95	502 Bob Sura	18.6 Bob Sura	210 Corey Louis	146 Bob Sura	74 Corey Louis	49 Bob Sura	.541 Andre Reid	.810 Derrick Carroll
1995-96	494 James Collins	18.3 James Collins	172 Kirk Luchman	131 LaMarr Greer	43 Corey Louis	62 James Collins	.626 Kirk Luchman	.707 Scott Shepherd
1996-97	514 James Collins	16.6 James Collins	194 Randall Jackson	184 Kerry Thompson	46 Randall Jackson	55 James Collins	.516 Kirk Luchman	.730 Kirk Luchman
1997-98	394 Randall Jackson	12.7 Randall Jackson	225 Corey Louis	172 Kerry Thompson	50 Corey Louis	59 Terrell Baker	.556 Corey Louis	.798 Terrell Baker
1998-99	481 Ron Hale	16.0 Ron Hale	168 Ron Hale	181 Delvon Arrington	27 Ron Hale	80 Terrell Baker	.605 Darnous Anderson	.800 Ron Hale
1999-00	438 Ron Hale	15.6 Ron Hale	137 Oliver Simmons	182 Delvon Arrington	43 David Anderson	44 Delvon Arrington	.508 Darnous Anderson	.755 Ron Hale
2000-01	344 Delvon Arrington	11.5 Delvon Arrington	179 Michael Joiner	143 Delvon Arrington	44 Mike Mathews	56 Delvon Arrington	.484 Nigel Dixon	.808 Andrew Wilson
2001-02	434 Monte Cummings	15.5 Monte Cummings	180 Nigel Dixon	182 Delvon Arrington	34 Mike Mathews	61 Delvon Arrington	.528 Monte Cummings	.806 A. Waleskowski
2002-03	495 Tim Pickett	17.1 Tim Pickett	165 Tim Pickett	97 Todd Galloway	34 Trevor Harvey	82 Tim Pickett	.590 Trevor Harvey	.865 Tim Pickett
2003-04	543 Tim Pickett	16.5 Tim Pickett	178 A. Waleskowski	125 Nate Johnson	22 A. Waleskowski	82 Tim Pickett	.551 Alexander Johnson	.815 Anthony Richardson
2004-05	362 Von Wafer	12.5 Von Wafer	136 A. Waleskowski	92 Todd Galloway	18 Al Thornton	35 Todd Galloway	.543 Al Thornton	.822 Anthony Richardson
2005-06	484 Al Thornton	16.1 Al Thornton	216 Alexander Johnson	93 Todd Galloway	30 Alexander Johnson	48 Todd Galloway	.540 Alexander Johnson	.788 Ralph Mims
2006-07	690 Al Thornton	19.7 Al Thornton	251 Al Thornton	110 Isaiah Swann	40 Al Thornton	53 Al Thornton	.530 Al Thornton	.805 Ralph Mims
2007-08	524 Toney Douglas	15.4 Toney Douglas	248 Eche Uchefu	98 Toney Douglas	33 Eche Uchefu	90 Toney Douglas	.531 Ryan Reid	.814 Uche Echefu
2008-09	751 Toney Douglas	21.5 Toney Douglas	197 Solomon Alabi	102 Toney Douglas	73 Solomon Alabi	63 Toney Douglas	.540 Solomon Alabi	.848 Uche Echefu
2009-10	374 Solomon Alabi	11.7 Solomon Alabi	223 Chris Singleton	122 Derwin Kitchen	75 Solomon Alabi	71 Chris Singleton	.534 Solomon Alabi	.794 Solomon Alabi
2010-11	367 Chris Singleton	13.1 Chris Singleton	201 Bernard James	121 Derwin Kitchen	82 Bernard James	56 Derwin Kitchen	.657 Bernard James	.828 Okaro White
2011-12	489 Michael Snaer	14.0 Michael Snaer	283 Bernard James	152 Luke Loucks	82 Bernard James	46 Deividas Dulkys	.606 Bernard James	.846 Michael Snaer
2012-13	489 Michael Snaer	14.8 Michael Snaer	201 Okaro White	82 Michael Snaer	38 Okaro White	33 Michael Snaer & Okaro White	.511 Kiel Turpin	.817 Michael Snaer
2013-14	522 Aaron Thomas	14.8 Aaron Thomas	243 Okaro White	102 Devon Bookert	67 Boris Bojanovsky	57 Aaron Thomas	.588 Boris Bojanovsky	.873 Ian Miller
2014-15	476 Xavier Rathan-Mayes	15.9 Xavier Rathan-Mayes	183 Montay Brandon	137 Xavier Rathan-Mayes	44 Boris Bojanovsky	36 Montay Brandon	.559 Boris Bojanovsky	.808 Devon Bookert
2015-16	536 Dwayne Bacon	15.8 Dwayne Bacon	197 Dwayne Bacon	146 Xavier Rathan-Mayes	59 Boris Bojanovsky	55 Devon Bookert	.584 Terance Mann	.813 Malik Beasley
2016-17	603 Dwayne Bacon	17.2 Dwayne Bacon	251 Jonathan Isaac	168 Xavier Rathan-Mayes	49 Jonathan Isaac	43 Trent Forrest	.654 Christ Koumadje	.806 Michael Ojo
2017-18	449 Phil Cofer	12.8 Phil Cofer	185 Terance Mann	138 Trent Forrest	71 Ike Obiagu	53 Trent Forrest	.626 Christ Koumadje	.837 Brian Angola
2018-19	489 Mfondu Kabengele	13.2 Mfondu Kabengele	240 Terance Mann	138 Trent Forrest	56 Mfondu Kabengele	69 Trent Forrest	.627 Christ Koumadje	.821 PJ Savoy
2019-20	380 Devin Vassell	12.7 Devin Vassell	153 Malik Osborne	124 Trent Forrest	30 Patrick Williams	59 Trent Forrest	.699 Balsa Koprivica	.838 Patrick Williams
2020-21	297 RaiQuan Gray	12.2 M.J. Walker	160 RaiQuan Gray	98 Scottie Barnes	33 Balsa Koprivica	35 Scottie Barnes	.599 Balsa Koprivica	.848 RayQuan Evans
2021-22	333 Matthew Cleveland	12.7 Caleb Mills	135 Anthony Polite	86 RayQuan Evans	36 John Butler	41 RayQuan Evans	.627 Tanor Ngom	.855 Caleb Mills & RayQuan Evans
2022-23	415 Matthew Cleveland	13.8 Matthew Cleveland	223 Matthew Cleveland	110 Caleb Mills	33 Naheem McLeod	43 Caleb Mills	.546 Cameron Corhen	.886 Darin Green Jr.



Ron King led the Seminoles in scoring (573 total points) and scoring average (17.9 ppg) in leading the Seminoles to the NCAA National Championship game in 1972. The Seminoles defeated Eastern Kentucky, Minnesota, Kentucky and North Carolina in 1972 to set a school record for wins in a single NCAA Tournament (four).



Michael Snaer, the MVP of the 2012 ACC Tournament, led the Seminoles in scoring in both 2012 (14.0 ppg) and 2013 (14.8 ppg). He helped the Seminoles to three NCAA Tournaments and hit six buzzer-beating, game-winning shots during his career.

SEASON TEAM RECORDS

SINGLE GAME

MOST POINTS — HOME

- 138 vs. Baptist, 1976-77
- 134 vs. Valdosta State, 1971-72
- 133 vs. Central Florida, 1988-89
- 125 vs. South Dakota, 1970-71
- 122 vs. Miami, 1967-68
- 122 vs. Clemson, 1969-70
- 122 vs. Samford, 1970-71

MOST POINTS — AWAY

- 123 at Tampa, 1961-62
- 121 at Pepperdine, 1969-70
- 116 at Tampa, 1960-61
- 112 at Miami, 1969-70
- 111 at Miami, 1968-69

MOST POINTS — NEUTRAL

- 130 vs. LSU, 1967-68
- 117 vs. Southern Mississippi, 1970-71
- 112 vs. Arkansas, 1988-89
- 108 vs. Furman, 1956-57
- 108 vs. Tulane, 1969-70

MOST POINTS — BOTH TEAMS

- 230 — FSU 130, LSU, 100, 1967-68
- 222 — Jacksonville 114, FSU 108, 1970-71
- 220 — FSU 114, Miami 106, 1970-71
- 219 — FSU 117, USM 102, 1986-87
- 219 — Georgia Tech 111, FSU, 108, 1998-99

HIGHEST MARGIN OF VICTORY

- 69 — FSU 134, Valdosta, 65, 1971-72
- 67 — FSU 139, Baptist 72, 1976-77
- 64 — FSU 121, Tampa, 57, 1965-66
- 60 — FSU 125, South Dakota 65, 70-71
- 58 — FSU 108, Georgia Tech 50, 71-72

MOST POINTS ALLOWED

- 115 at North Carolina, 1965-66
- 114 at Jacksonville, 1970-71
- 113 at Jacksonville, 1973-74
- 112 at Miami (Fla.), 1965-66
- 110 vs. Beloit, 1954-55
- 110 at Miami, 1966-67

FEWEST POINTS ALLOWED

- 21 vs. Mississippi College, 1948-49
- 24 vs. Mississippi College, 1949-50
- 27 vs. Troy State, 1949-50
- 34 vs. Samford, 1972-73
- 34 vs. Memphis State, 1978-79
- 34 vs. Alabama A&M, 2009-10

FIELD GOALS MADE

- 56 vs. Baptist, 1976-77
- 55 vs. Valdosta State, 1971-72
- 54 vs. South Dakota, 1970-71
- 54 vs. Samford, 1970-71
- 53 vs. Valdosta, 1968-69
- 53 vs. Central Florida, 1988-89

FIELD GOALS ATTEMPTED

- 120 vs. Beloit College, 1954-55
- 115 vs. LSU, 1965-66
- 111 vs. Valdosta, 1968-69
- 110 vs. Valdosta, 1971-72
- 109 vs. Valdosta, 1970-71

FIELD GOAL PERCENTAGE

- .727 vs. Minnesota (48-66), 1979-80
- .724 vs. Georgia Southern (42-58), 75-76
- .717 vs. Biscayne (43-60), 1975-76
- .717 vs. UNC Asheville (43-60), 1991-92
- .709 vs. St. Joseph's (32-46), 1984-85

FREE THROWS MADE

- 42 vs. Cincinnati, 1988-89
- 39 vs. Florida Atlantic, 1993-94
- 38 vs. Stetson, 1956-57
- 37 vs. Marquette, 1980-81
- 36 vs. Georgia, 1957-58

FREE THROWS ATTEMPTED

- 53 vs. Stetson, 1957-58
- 52 vs. Arkansas, 1988-89
- 52 vs. Cincinnati, 1988-89
- 49 vs. Miami, 1989-90
- 48 vs. Georgia, 1957-58
- 48 vs. Florida International, 1987-88

FREE THROW PCT. (MINIMUM 10 ATTEMPTS)

- 1.000 vs. Wake Forest (11-11), 1996-97
- 1.000 vs. Wake Forest (11-11), 2002-03
- 1.000 vs. Maryland (10-10), 2007-08
- 1.000 vs. Akron (10-10), 2007-08
- 1.000 vs. North Alabama (17-17), 2019-20
- 1.000 vs. NC State (11-11), 2020-21

THREE-POINT FG MADE

- 20 vs. Maine, 2007-08
- 19 vs. Southern Miss, 2017-18
- 17 at Stetson, 2003-04
- 17 vs. Nicholls State, 2016-17
- 17 vs. Clemson, 2016-17
- 16 vs. Maryland, 2013-14

THREE-POINT FG ATTEMPTED

- 39 at Wichita State, 2003-04
- 37 at North Carolina, 2003-04
- 37 vs. Butler, 2005-06
- 36 vs. Southern Miss, 2017-18
- 36 vs. Virginia Tech, 2018-19
- 35 vs. Maine, 2007-08
- 35 vs. Syracuse, 2022-23

3-POINT FG PERCENTAGE

- .800 (8-10) vs. Memphis State, 1987-88
- .700 (7-10) vs. Duke, 2000-01
- .692 (9-13) vs. Jacksonville, 1999-00
- .692 (9-13) vs. Alabama A&M (2009-10)
- .668 (11-16) vs. Georgetown, 2013-14

REBOUNDS

- 84 vs. LSU, 1967-68
- 82 vs. Valdosta, 1970-71
- 76 vs. Georgetown, 1969-70
- 76 vs. Wisconsin-Milwaukee, 1970-71
- 72 vs. Valdosta, 1968-69

STEALS

- 21 vs. Tulane, 1984-85
- 19 vs. Tulane, 1977-78
- 19 vs. Rice, 1996-97
- 19 vs. Butler, 1996-97

- 18 vs. Saint Leo, 1981-82
- 18 vs. NC State, 1995-96
- 18 vs. Nicholls State, 2003-04
- 18 vs. Nicholls State, 2007-08

BLOCKED SHOTS

- 15 vs. Florida Atlantic, 1994-95
- 15 at Virginia Tech, 2011-12
- 15 vs. USF, 2014-15
- 14 vs. Maryland, 1994-95
- 14 vs. South Alabama, 2011-12
- 13 vs. UNC Greensboro, 1993-94
- 13 at Mercer, 2009-10
- 13 at Maryland, 2012-13

ASSISTS

- 36 vs. Baptist College, 1976-77
- 34 vs. Valdosta, 1971-72
- 32 vs. Eastern Kentucky, 1971-72
- 32 vs. Cal State Bakersfield, 1973-74
- 32 vs. Nicholls State, 2016-17
- 31 vs. South Dakota, 1970-71
- 31 vs. South Alabama, 1971-72

MOST FOULS

- 36 vs. NC State, 1995-96
- 35 vs. Florida, 1964-65
- 34 vs. Memphis State, 1959-60
- 33 vs. Vanderbilt, 1986-87
- 32 vs. Alabama, 1964-65
- 32 vs. Florida, 1967-68
- 32 vs. Missouri, 1976-77
- 32 vs. San Diego State, 1982-83
- 32 vs. Iowa, 1987-88

FEWEST FOULS

- 7 vs. Connecticut, 1972-73
- 7 vs. Chattanooga, 2019-20
- 8 vs. Southern Mississippi, 1990-91
- 8 at Virginia Tech, 2019-20
- 9 vs. Stetson, 1971-72
- 9 vs. Louisville, 1984-85
- 9 vs. Radford, 1995-96
- 9 vs. Marist, 1996-97

SEASON

MOST POINTS

- 3,020 1992-93 (35 Games)
- 2,873 2016-17 (35 Games)
- 2,806 2017-18 (35 Games)
- 2,781 1971-72 (32 Games)
- 2,771 2018-19 (37 Games)

MOST POINTS PER GAME

- 91.7 1969-70 (26 Games)
- 91.5 1970-71 (26 Games)
- 91.3 1988-89 (30 Games)
- 90.3 1967-68 (27 Games)
- 88.3 1954-55 (26 Games)

FEWEST POINTS ALLOWED

- 1,427 1949-50 (25 Games)
- 1,567 1961-62 (23 Games)
- 1,595 1951-52 (23 Games)
- 1,678 1952-53 (22 Games)
- 1,680 1962-63 (25 Games)

FEWEST POINTS ALLOWED PER GAME

- 57.1 1949-50 (25 Games)
- 60.4 2009-10 (32 Games)
- 62.0 2010-11 (34 Games)
- 62.9 2011-12 (35 Games)
- 63.6 1950-51 (27 Games)

HIGHEST MARGIN OF VICTORY

- 16.5 1969-70 (26 Games)
- 15.5 1971-72 (32 Games)
- 15.0 1975-76 (27 Games)
- 11.9 1967-68 (27 Games)
- 11.4 1974-75 (26 Games)

FIELD GOALS MADE

- 1,145 1992-93 (35 Games)
- 1,110 1971-72 (32 Games)
- 1,036 2016-17 (35 Games)
- 999 1988-89 (30 Games)
- 994 2017-18 (35 Games)

FIELD GOALS ATTEMPTED

- 2,372 1971-72 (32 Games)
- 2,315 1992-93 (35 Games)
- 2,171 2018-19 (37 Games)
- 2,164 1954-55 (26 Games)
- 2,146 2016-17 (35 Games)

FIELD GOAL PERCENTAGE

- .532 1979-80 (31 Games)
- .529 1983-84 (31 Games)
- .512 1961-62 (23 Games)
- .510 1978-79 (29 Games)
- .509 1984-85 (29 Games)

FREE THROWS MADE

- 707 1954-55 (26 Games)
- 617 2013-14 (36 Games)
- 579 2018-19 (37 Games)
- 568 2016-17 (35 Games)
- 561 1971-72 (32 Games)

FREE THROWS ATTEMPTED

- 982 1954-55 (26 Games)
- 855 2013-14 (36 Games)
- 824 2016-17 (35 Games)
- 809 1990-91 (32 Games)
- 807 1992-93 (35 Games)

FREE THROW PERCENTAGE

- .773 2007-08 (34 Games)
- .755 2006-07 (35 Games)
- .750 2019-20 (31 Games)
- .744 2018-19 (37 Games)
- .741 2020-21 (25 Games)

THREE-POINT FG MADE

- 296 2003-04 (33 Games)
- 273 2017-18 (35 Games)
- 272 2018-19 (37 Games)
- 237 2006-07 (35 Games)
- 234 2007-08 (34 Games)

THREE-POINT FG ATTEMPTED

- 819 2018-19 (37 Games)
- 788 2003-04 (33 Games)
- 781 2017-18 (35 Games)
- 665 2007-08 (34 Games)
- 671 2016-17 (35 Games)

3-POINT FG PERCENTAGE

- .437 1987-88 (30 Games)
- .416 1986-87 (30 Games)
- .380 2006-07 (35 Games)
- .380 2013-14 (36 Games)
- .376 2003-04 (33 Games)
- .376 2005-06 (31 Games)
- .376 2020-21 (25 Games)

REBOUNDS

- 1,608 1971-72 (32 Games)
- 1,451 1969-70 (26 Games)
- 1,422 1954-55 (26 Games)
- 1,391 2018-19 (37 Games)
- 1,388 1967-68 (27 Games)
- 1,388 1970-71 (26 Games)

REBOUNDS PER GAME

- 55.4 1969-70 (26 Games)
- 54.6 1954-55 (26 Games)
- 53.4 1970-71 (26 Games)
- 52.2 1959-60 (25 Games)
- 52.0 1958-59 (23 Games)

STEALS

- 322 1992-93 (35 Games)
- 291 2003-04 (33 Games)
- 290 1991-92 (32 Games)
- 290 2007-08 (34 Games)
- 289 2008-09 (35 Games)

BLOCKED SHOTS

- 210 1992-93 (35 Games)
- 213 2011-12 (35 Games)
- 203 2010-11 (34 Games)
- 202 2008-09 (35 Games)
- 200 2009-10 (32 Games)

ASSISTS

- 634 1971-72 (33 Games)
- 568 1851-52 (25 Games)
- 534 1983-84 (31 Games)
- 523 2017-18 (35 Games)
- 513 1972-73 (26 Games)

MOST FOULS

- 705 2018-19 (37 Games)
- 684 2016-17 (35 Games)
- 657 2008-09 (35 Games)
- 656 2015-16 (34 Games)
- 653 2011-12 (35 Games)

FEWEST FOULS

- 383 1961-62 (23 Games)
- 436 1968-69 (26 Games)
- 451 1960-61 (24 Games)
- 452 1972-73 (26 Games)
- 459 2020-21 (25 Games)

MISC./TUCKER CENTER RECORDS

MISCELLANEOUS RECORDS

SINGLE GAME

Largest Winning Margin on the Road – 41 vs. Jacksonville (106-65), 1967-68
Largest Winning Margin at Home – 69 vs. Valdosta State (134-65), 1971-72
Most Points Scored in First Half – 70 vs. Pepperdine (121-83), 1969-70
Most Points Scored in Second Half – 78 vs. LSU (130-100), 1967-68
Fewest Points Allowed at Home – 21 vs. Mississippi College (53-21), 1948-49
Fewest Points Allowed on the Road – 34 vs. Samford (47-34), 1972-73
Fewest Points Allowed at a Neutral Site – 42 vs. Chicago State (47-42), 2003-04
Most Points Allowed at Home – 111 vs. Georgia Tech (111-108 2OT), 1998-99
Most Points Allowed on the Road – 115 vs. North Carolina (115-80), 1965-66
Most Points Allowed at a Neutral Site – 110 vs. Beloit (110-88), 1954-55
Fewest Points Scored at Home – 35 vs. Sewanee (43-35), 1948-49
Fewest Points Scored on the Road – 30 vs. Florida (50-30), 1966-67
Fewest Points Scored at a Neutral Site – 41 vs. Harvard (41-46), 2011-12
Highest Field Goal Percentage – .727 vs. Minnesota (48-of-66), 1979-80
Highest Field Goal Percentage in a Half – .826 vs. South Florida (19-of-23), 1998-99

SEASON

Most Games Played – 37, 2018-19
Fewest Games Played – 18, 1947-48
Most Victories – 29, 2018-19
Longest Winning Streak – 12, 2016-17

Longest Winning Streak at Home – 29, 1974-75
Longest Winning Streak on the Road – 7, 1949-51; 1954-55
Fewest Defeats – 3, 1969-70
Highest Winning Percentage – .885 (23-3), 1969-70
Most 100-Point Games – 11, 1988-89
Fewest Victories – 5, 1947-48; 1951-52
Most Points Allowed Per Game – 81.9 (23 games), 1959-60
Longest Losing Streak – 13, 1947-48
Longest Losing Streak at Home – 4, 1956-57; 2004-05
Longest Losing Streak on the Road – 25, 1956-59
Fewest Points – 850 (18 games), 1947-48
Fewest Points Per Game – 47.2 (18 games), 1947-48
Most Points Allowed – 2788 (35 games), 1992-93
Lowest Winning Percentage – .200 (5-20), 1951-52
Highest Field Goal Percentage – .532 (964-1811), 1979-80
Highest Free Throw Percentage – .773 (529-684), 2007-08
Lowest Field Goal Percentage – .203, 1951-52
Lowest Free Throw Percentage – .586 (406-of-693), 1950-51
Fewest Personal Fouls – 383 (23 games), 1961-62
Most Personal Fouls – 705 (37 Games), 2018-19

TUCKER CENTER RECORDS

INDIVIDUAL

Points – 40, Pee Wee Barber vs. Miami, Feb. 26, 1987
Points (Half) – 27, Al Thornton vs. Virginia Tech, Jan. 17, 2007
Points By Opponent – 38, Terry Dozier (South Carolina), Jan. 21, 1987
Field Goals – 16, Alton Lee Gipson vs. Tampa, Nov. 26, 1984
Field Goals By Opponent – 16, Dell Curry (Virginia Tech), Feb. 24, 1986
Free Throws Attempted – 21, Caleb Mills vs. Boston College, Feb. 18, 2023
Free Throws Attempted By Opponent – 16, Elliot Perry (Memphis State), Feb. 1, 1989
Free Throws Made – 17, Caleb Mills vs. Boston College, Feb. 18, 2023
Free Throws Made By Opponent – 15, Elliot Perry (Memphis State), Feb. 1, 1989
Free Throw Percentage –
 100% (8-8), Michael Johnson vs. Louisville, Jan. 30, 1982
 100% (14-14), Doug Edwards vs. Clemson, Feb. 8, 1992
 100% (11-11), Nick Bryant vs. Florida Atlantic, Dec. 1, 1993
 100% (16-16), Bob Sura vs. South Florida, Nov. 29, 1994
 100% (7-7), Ron Hale vs. NC State, Jan. 23, 1999
 100% (9-9), Ron Hale vs. Georgia Tech, Feb. 11, 1999
 100% (8-8), Antwan Dixon vs. Virginia, Feb. 26, 2000
 100% (8-8), Tim Pickett vs. Virginia, March 1, 2003
 100% (11-11), Uche Echefu vs. La Salle, Jan. 5, 2008
 100% (8-8), Isaiah Swann vs. Georgia Southern, Nov. 12, 2007
 100% (8-8), Ralph Mims vs. Clemson, Feb. 19, 2008
 100% (10-10), Michael Snaer vs. Auburn, Jan. 4, 2012
 100% (7-7), Ian Miller vs. Tennessee-Martin, Nov. 17, 2013
 100% (8-8), Aaron Thomas vs. Massachusetts, Dec. 21, 2013
 100% (9-9), Okaro White vs. Virginia Tech, Feb. 5, 2014
 100% (8-8), Xavier Rathan-Mayes vs. Stetson, Dec. 22, 2014
 100% (7-7), Jonathan Isaac vs. Louisville, Jan. 21, 2017
 100% (7-7), Jonathan Isaac vs. Notre Dame, Jan. 18, 2017
 100% (8-8), Braian Angola vs. Miami, Jan. 27, 2018
 100% (7-7), Trent Forrest vs. Saint Francis, Nov. 23, 2019
 100% (7-7), Patrick Williams vs. Western Carolina, Nov. 15, 2019
 100% (10-10), RaiQuan Gray vs. Wake Forest, Feb. 13, 2021
 100% (7-7), RaiQuan Gray vs. North Carolina, Jan. 16, 2021
 100% (6-6), Tanor Ngom vs. NC State, March 5, 2022
 100% (6-6), Chandler Jackson vs. Boston College Feb. 18, 2023
 100% (6-6), Caleb Mills vs. Boston College, Jan. 14, 2023
 100% (6-6), Cameron Corhen vs. Louisville, Dec. 10, 2022

Free Throw Percentage By Opponent

100% (9-9), Ronnie Williams (Florida), Jan. 11, 1982
 100% (6-6), Kris Hunter (Jacksonville), Dec. 17, 2000
 100% (6-6), Jack McClinton (Miami), March 8, 2008
 100% (10-10), Jilius Mays (NC State), Jan. 12, 2010
 100% (7-7), C.J. Harris (Wake Forest), March 3, 2010
 100% (6-6), Greivas Vasquez (Maryland), Feb. 4, 2010
 100% (7-7), Myles Taylor, Tennessee-Martin, Nov. 17, 2013
 100% (11-11), Robert Carter Jr., Georgia Tech, March 2, 2014
 100% (8-8), Markel Starks, Georgetown, March 24, 2014
 100% (8-8), Kenneth Smith, Louisiana Tech, March 26, 2014
 100% (6-6), Devin Thomas, Wake Forest, Jan. 28, 2015
 100% (6-6), Isaiah Hicks, North Carolina, Jan. 4, 2016
 100% (9-9), Jaron Blossomgame, Clemson, Jan. 30, 2016
 100% (6-6), Davon Reed, Miami, March 4, 2017
 100% (7-7), Oshae Brissett, Syracuse, Jan. 13, 2018
 100% (6-6), Ky Bowman, Boston College, March 3, 2018
 100% (8-8), Keith Braxton, Saint Francis, Nov. 23, 2019

100% (7-7), Mason Faulkner, Western Carolina, Nov. 15, 2019
 100% (10-11), Devin McGlockton, Boston College, Feb. 18, 2023
 100% (7-7), Mason Faulkner, Western Carolina, Nov. 15, 2019
 100% (6-6), Sam Waardenburg, Miami, Feb. 8, 2020
 100% (6-6), Justin Champagnie, Pitt, Feb. 19, 2020
 100% (10-10), Brandon Mahan, UCF, Dec. 19, 2020
 100% (6-6), Sukhmail Mathon, Boston University, Nov. 24, 2021
Rebounds – 21, Tat Hunter vs. Virginia Tech, March 1, 1989;
 21, Michael Polite vs. Texas Southern, Nov. 29, 1991
Rebounds By Opponent – 23, Brice Johnson, North Carolina, Jan. 4, 2016
Assists – 16, Tony William vs. Jacksonville, Feb. 12, 1983
Assists By Opponent – 14, Kenny Siler (So. Miss.), Jan. 18, 1986

TEAM

Points – 133 vs. Central Florida, Nov. 25, 1988
Points By Opponent – 109, Arkansas, Jan. 21, 1991
Points (Half) – 68 vs. Louisville, Feb. 7, 1987
Fewest Points – 47 vs. Florida, Dec. 5, 2012
Fewest Points By Opponent – 34, Alabama A&M, Dec. 31, 2009
Fewest Points (Half) – 15 vs. Florida, Dec. 5, 2012 (1st)
Fewest Points By Opponent (Half) –
 10, Jacksonville, Dec. 6, 1997
 10, Stetson, Nov. 18, 2009
 10, Alabama A&M, Dec. 31, 2009
 9, Hardford, Dec. 5, 2010
Combined Score –
 219, Florida State 117, Southern Miss. 102, Feb. 28, 1987;
 219, Georgia Tech 111, Florida State 108, 2OT, Feb. 11, 1999
Personal Fouls – 30 vs. Georgia Tech, Feb. 11, 1999
Personal Fouls By Opponents – 33, Jacksonville, Nov. 26, 1992
Lowest Combined Personal Fouls –
 25 vs. Georgia Tech, Feb. 15, 1992;
 25 vs. Georgia Tech, March 2, 1994;
 25 vs. South Carolina, March 21, 2006
Fewest Personal Fouls – 8 vs. Southern Miss., Feb. 26, 1991
Fewest Personal Fouls By Opponent –
 9 vs. Tulane, Feb. 20, 1984;
 9 vs. North Carolina, Jan. 6, 1999
 9 vs. Notre Dame, Dec. 21, 2022
Field Goal Percentage – 71.9 vs. UNC-Asheville, Jan. 2, 1992
Field Goal Percentage By Opponent – 64.0 vs. Southern Miss., Jan. 18, 1986
Field Goals – 53 vs. Central Florida, Nov. 25, 1988
Field Goals By Opponent – 43, Southern Miss., Jan. 18, 1986
Free Throws Attempted – 52 vs. Cincinnati, Jan. 21, 1989
Free Throws Attempted By Opponent – 41, Florida International, Dec. 12, 2004
Fewest Free Throws Attempted – 2 vs. North Carolina, Jan. 6, 1999
Fewest Free Throws Attempted By Opponent – 4 by Elon, Nov. 23, 2001
Free Throws – 42 vs. Cincinnati, Jan. 21, 1989
Free Throws By Opponent – 29, Florida International, Dec. 12, 2004
Fewest Free Throws – 1 vs. North Carolina, Jan. 6, 1999
Fewest Free Throws By Opponent – 2, Virginia, Jan. 14, 2023
Rebounds – 65 vs. Texas Southern, Nov. 27, 1990
Rebounds By Opponents – 50, North Carolina, Jan. 4, 2016
Home Attendance – 146,036 (16 Games), 2018-19
Home Average Attendance – 9,191 (15 games), 1992-93
Largest Crowd – 13,610 vs. Duke, Jan. 30, 1992
Winning Streak – 21, 2015-16 - 2016-17 (current entering 2017-18 season)

YEAR-BY-YEAR RESULTS

YEAR	OVERALL			FINAL AP RANK	AFFILIATION	CONFERENCE				CONFERENCE TOURNAMENT				COACH	POSTSEASON
	WIN	LOSS	PCT.			WIN	LOSS	PCT.	FINISH	WIN	LOSS	PCT.	FINISH		
1947-48	5	13	.277		independent	—	—	—	—	—	—	—	—	Don Loucks	
1948-49	12	12	.500		independent	—	—	—	—	—	—	—	—	J.K. Kennedy	
1949-50	15	10	.600		Dixie	6	3	.667	—	0	1	.000	First Round	J.K. Kennedy	
1950-51	18	9	.667		Dixie	7	0	1.000	1st	0	1	.000	First Round	J.K. Kennedy	NAIB (3-1)
1951-52	5	20	.200		independent	—	—	—	—	—	—	—	—	J.K. Kennedy	
1952-53	11	11	.500		independent	—	—	—	—	—	—	—	—	J.K. Kennedy	
1953-54	13	7	.619		independent	—	—	—	—	—	—	—	—	J.K. Kennedy	
1954-55	22	4	.846		Fla. Intercollegiate	10	0	1.000	1st	1	0	1.000	Champions	J.K. Kennedy	
1955-56	16	9	.640		Fla. Intercollegiate	9	1	.900	1st	0	1	.000	First Round	J.K. Kennedy	
1956-57	9	17	.346		Fla. Intercollegiate	5	5	.500	—	—	—	—	—	J.K. Kennedy	
1957-58	9	16	.360		independent	—	—	—	—	—	—	—	—	J.K. Kennedy	
1958-59	8	15	.347		independent	—	—	—	—	—	—	—	—	J.K. Kennedy	
1959-60	10	15	.400		independent	—	—	—	—	—	—	—	—	J.K. Kennedy	
1960-61	14	10	.583		independent	—	—	—	—	—	—	—	—	J.K. Kennedy	
1961-62	15	8	.651		independent	—	—	—	—	—	—	—	—	J.K. Kennedy	
1962-63	15	10	.600		independent	—	—	—	—	—	—	—	—	J.K. Kennedy	
1963-64	11	14	.400		independent	—	—	—	—	—	—	—	—	J.K. Kennedy	
1964-65	16	10	.615		independent	—	—	—	—	—	—	—	—	J.K. Kennedy	
1965-66	15	11	.577		independent	—	—	—	—	—	—	—	—	J.K. Kennedy	
1966-67	11	15	.423		independent	—	—	—	—	—	—	—	—	Hugh Durham	
1967-68	19	8	.704		independent	—	—	—	—	—	—	—	—	Hugh Durham	NCAA (0-1)
1968-69	18	8	.692		independent	—	—	—	—	—	—	—	—	Hugh Durham	
1969-70	23	3	.885	10	independent	—	—	—	—	—	—	—	—	Hugh Durham	
1970-71	17	9	.654		independent	—	—	—	—	—	—	—	—	Hugh Durham	
1971-72	27	6	.818	10	independent	—	—	—	—	—	—	—	—	Hugh Durham	NCAA Finals (4-1)
1972-73	18	8	.692		independent	—	—	—	—	—	—	—	—	Hugh Durham	
1973-74	18	8	.692		independent	—	—	—	—	—	—	—	—	Hugh Durham	
1974-75	18	8	.692		independent	—	—	—	—	—	—	—	—	Hugh Durham	
1975-76	21	6	.778		independent	—	—	—	—	—	—	—	—	Hugh Durham	
1976-77	16	11	.593		Metro	5	7	.417	5th	0	1	.000	First Round	Hugh Durham	
1977-78	23	6	.793	15	Metro	11	1	.917	1st	1	1	.500	Finals	Hugh Durham	NCAA (0-1)
1978-79	19	10	.655		Metro	7	3	.700	3rd	2	1	.667	Finals	Joe Williams	
1979-80	22	9	.710		Metro	7	5	.583	4th	2	1	.667	Finals	Joe Williams	NCAA (1-1)
1980-81	17	11	.607		Metro	7	5	.583	2nd	1	1	.500	Semifinals	Joe Williams	
1981-82	11	17	.392		Metro	4	8	.333	6th	1	1	.500	Semifinals	Joe Williams	
1982-83	14	14	.500		Metro	5	7	.417	5th	0	1	.000	Semifinals	Joe Williams	
1983-84	20	11	.645		Metro	9	5	.643	3rd	1	1	.500	Semifinals	Joe Williams	NIT (1-1)
1984-85	14	16	.467		Metro	4	10	.286	7th	2	1	.667	Finals	Joe Williams	
1985-86	12	17	.414		Metro	4	10	.286	7th	1	1	.500	Semifinals	Joe Williams	
1986-87	19	11	.633		Metro	3	9	.250	6th	0	1	.000	First Round	Pat Kennedy	NIT (1-1)
1987-88	19	11	.633		Metro	8	6	.571	2nd	1	1	.500	Semifinals	Pat Kennedy	NCAA (0-1)
1988-89	22	8	.733	16	Metro	10	4	.714	2nd	1	1	.500	Finals	Pat Kennedy	NCAA (0-1)
1989-90	16	15	.516		Metro	6	9	.400	5th	0	1	.000	First Round	Pat Kennedy	
1990-91	21	11	.592		Metro	12	5	.706	2nd	3	0	1.000	Champions	Pat Kennedy	NCAA (1-1)
1991-92	22	10	.687	20	ACC	11	5	.688	2nd	1	1	.500	Semifinals	Pat Kennedy	NCAA Sweet 16 (2-1)
1992-93	25	10	.714	11	ACC	12	4	.750	2nd	0	1	.000	Quarterfinals	Pat Kennedy	NCAA Elite 8 (3-1)
1993-94	13	14	.481		ACC	6	10	.375	T7th	0	1	.000	Quarterfinals	Pat Kennedy	
1994-95	12	15	.444		ACC	5	11	.313	T6th	0	1	.000	Quarterfinals	Pat Kennedy	
1995-96	13	14	.481		ACC	5	11	.313	8th	0	1	.000	First Round	Pat Kennedy	
1996-97	20	12	.625		ACC	6	10	.375	7th	0	1	.000	Quarterfinals	Pat Kennedy	NIT Finals (4-1)
1997-98	18	14	.563		ACC	6	10	.375	T6th	0	1	.000	First Round	Steve Robinson	NCAA (1-1)
1998-99	13	17	.433		ACC	5	11	.313	T7th	1	1	.500	Quarterfinals	Steve Robinson	
1999-00	12	17	.414		ACC	6	10	.375	T6th	1	1	.500	Quarterfinals	Steve Robinson	
2000-01	9	21	.300		ACC	4	12	.333	8th	0	1	.000	First Round	Steve Robinson	
2001-02	12	17	.414		ACC	4	12	.333	T7th	1	1	.500	Quarterfinals	Steve Robinson	
2002-03	14	15	.483		ACC	4	12	.333	9th	1	1	.500	Quarterfinals	Leonard Hamilton	
2003-04	19	14	.576		ACC	6	10	.375	T7th	0	1	.000	Quarterfinals	Leonard Hamilton	NIT (1-1)
2004-05	12	19	.387		ACC	4	12	.250	T10th	0	1	.000	First Round	Leonard Hamilton	
2005-06	20	10	.667		ACC	9	7	.563	5th	0	1	.000	First Round	Leonard Hamilton	NIT (1-1)
2006-07	22	13	.629		ACC	7	9	.438	T8th	1	1	.500	Quarterfinals	Leonard Hamilton	NIT (1-1)
2007-08	19	15	.559		ACC	7	9	.438	T7th	1	1	.500	Quarterfinals	Leonard Hamilton	NIT (0-1)
2008-09	25	10	.714	22	ACC	10	6	.625	4th	2	1	.667	Champ. Game	Leonard Hamilton	NCAA (0-1)
2009-10	22	10	.688		ACC	10	6	.625	T3rd	0	1	.000	Quarterfinals	Leonard Hamilton	NCAA (0-1)
2010-11	23	11	.676	19	ACC	11	5	.688	3rd	0	1	.000	Quarterfinals	Leonard Hamilton	NCAA (2-1)
2011-12	25	10	.714	10	ACC	12	4	.750	3rd	3	0	1.000	Champions	Leonard Hamilton	NCAA (1-1)
2012-13	18	16	.529		ACC	9	9	.500	6th	1	1	.500	Quarterfinals	Leonard Hamilton	NIT (0-1)
2013-14	24	14	.583		ACC	9	9	.500	T7th	1	1	.500	Quarterfinals	Leonard Hamilton	NIT (3-1)
2014-15	17	16	.515		ACC	8	10	.444	T9th	1	1	.500	Quarterfinals	Leonard Hamilton	
2015-16	20	14	.588		ACC	8	10	.444	T11th	1	1	.500	Second Round	Leonard Hamilton	NIT (1-1)
2016-17	26	9	.743	T16	ACC	12	6	.667	2nd	1	1	.500	Semifinals	Leonard Hamilton	NCAA (1-1)
2017-18	23	12	.657	18	ACC	9	9	.500	T8th	0	1	.000	Second Round	Leonard Hamilton	NCAA (3-1)
2018-19	29	8	.784	10	ACC	13	5	.722	T4th	2	1	.667	Champ. Game	Leonard Hamilton	NCAA (2-1)
2019-20	26	5	.839	4	ACC	16	4	.800	1st	—	—	—	Champions	Leonard Hamilton	Cancelled
2020-21	18	7	.720	14	ACC	11	4	.733	2nd	1	1	.500	Champ. Game	Leonard Hamilton	2-1
2021-22	17	14	.548		ACC	10	10	.500	8th	0	1	.000	First Round	Leonard Hamilton	
2022-23	9	23	.285		ACC	7	13	.350	14th	0	1	.000	First Round	Leonard Hamilton	

YEAR-BY-YEAR TEAM STATS

YEAR	G	FGM-FGA	PCT.	3FGM-3FGA	PCT.	FTM-FTA	PCT.	O-D-REB	AVG.	PF	AST	TO	BL	ST	PTS-AVG.
1947-48	18	312-NA				226-NA									850-47.2
	18	368-NA				242-NA									978-54.3
1948-49	24	487-NA				251-NA									1225-51.0
	24	449-NA	NA			316-NA	NA				NA				1214-50.6
1949-50	25	588-NA				316-NA									1492-59.7
	25	502-NA				423-NA									1427-57.1
1950-51	27	693-NA				406-NA									1792-66.4
	27	639-NA				436-NA		NA	NA	NA					1714-63.5
1951-52	25	585-1925	.304			301-505	.596				658				1471-58.8
	25	663-NA				417-NA									1743-69.7
1952-53	22	599-1764	.339			449-694	.690				462				1647-74.9
	22	621-1717	.362			436-725	.601				439				1678-76.3
1953-54	20	534-NA				437-NA									1505-75.3
	20	520-NA				408-NA									1448-72.4
1954-55	26	794-2164	.367			707-982	.720	1422	54.6	522					2295-88.3
	26	756-2059	.367			539-826	.653	1061	40.8	578					2051-78.9
1955-56	25	667-1648	.405			689-947	.728	1129	45.1	497					2023-80.9
	25	710-1703	.417			494-799	.618	1188	47.5	554					1914-76.5
1956-57	26	704-1862	.378			543-799	.680	1091	42.0	496					1951-75.1
	26	763-1981	.385			545-805	.677	1246	47.9	482					2061-79.3
1957-58	25	621-1853	.335			447-622	.719	1247	49.9	494					1689-67.6
	25	697-1766	.395			454-689	.659	1352	54.1	448					1848-73.9
1958-59	23	667-1758	.379			436-646	.675	1195	52.0	486					1770-77.0
	23	698-1684	.415			479-699	.685	1312	57.1	455					1875-81.5
1959-60	25	730-1883	.388			468-713	.656	1305	52.2	547					1928-77.1
	25	719-1683	.427			512-783	.654	1328	53.1	505		NA			1950-78.0
1960-61	24	672-1467	.458			442-634	.697	1054	43.9	451					1786-74.4
	24	629-1501	.419			411-629	.653	1023	42.6	467					1669-69.5
1961-62	23	709-1386	.512			363-525	.691	897	39.0	383	NA				1781-77.4
	23	615-1458	.422			337-482	.699	930	40.4	430					1567-68.1
1962-63	25	707-1513	.467			330-517	.638	1047	41.9	488			NA	NA	1744-69.8
	25	599-1434	.418			482-678	.717	977	39.1	421					1680-67.2
1963-64	25	724-1583	.457			387-532	.727	975	39.0	471					1835-73.4
	25	686-1561	.457			387-532	.727	975	39.0	471					1838-73.4
1964-65	26	697-1574	.443			425-593	.717	1058	40.7	520					1819-70.0
	26	629-1444	.436			505-704	.717	1001	38.5	490					1763-67.8
1965-66	26	696-1588	.438			505-720	.701	1109	42.7	553					1897-73.0
	26	647-1462	.443			483-714	.677	991	38.1	542					1777-68.4
1966-67	26	721-1596	.452			402-581	.692	1037	39.9	533					1844-70.9
	26	725-1634	.444			486-702	.692	1200	46.2	455					1936-75.5
1967-68	27	956-1960	.488	NA	NA	526-722	.729	1388	51.4	561					2438-90.3
	27	793-1911	.415			532-736	.723	1134	42.0	534					2118-78.4
1968-69	26	925-1965	.471			412-633	.651	1336	51.4	436					2260-86.9
	26	774-1708	.453			498-688	.724	1039	40.0	308					2056-79.1
1969-70	26	939-1950	.482			507-705	.719	1209	46.5	517	411				2385-91.7
	26	743-1837	.405			469-687	.683	1312	50.5	508	296				1955-75.2
1970-71	26	990-2082	.476			400-592	.676	1388	53.4	462	499				2380-91.5
	26	842-1943	.433			401-612	.655	1208	46.5	534	384				2085-80.2
1971-72	33	1110-2372	.468			561-800	.701	1608	48.7	564	634				2781-84.3
	33	904-2153	.420			478-722	.662	1386	42.0	597	470				2286-69.3
1972-73	26	938-1886	.497			244-401	.609	1250	48.1	452	513				2120-81.5
	26	779-1817	.429			302-427	.707	1022	39.3	443	367				1860-71.5
1973-74	26	971-2055	.473			347-491	.707	1230	47.3	509	436	478			2289-88.0
	26	856-1903	.450			333-487	.684	1100	42.3	544	342	539			2045-78.7
1974-75	26	932-1858	.502			294-456	.645	1099	42.3	517	425	472			2158-83.0
	26	766-1732	.442			330-474	.696	1019	39.2	521	335	548			1862-71.6
1975-76	27	956-1949	.491			350-507	.690	1168	43.3	585	459	462			2264-83.9
	27	751-1668	.450			360-540	.667	980	36.3	538	361	552			1862-69.0
1976-77	27	945-1888	.501			361-547	.660	1058	39.2	580	439	489			2251-83.4
	27	839-1735	.484			405-563	.719	1029	38.1	559	381	547			2083-77.2
1977-78	29	986-1957	.504			444-683	.650	1161	40.0	576	408	451	67	276	2416-83.3
	29	861-1875	.459			368-532	.692	1045	36.0	621	282	544	75	191	2090-72.1
1978-79	29	882-1728	.510			461-672	.686	1022	35.2	637	379	407	61	223	2225-76.7
	29	829-1656	.501			476-674	.706	889	30.7	626	316	512	84	193	2134-73.6
1979-80	31	964-1811	.532			529-772	.685	1021	32.9	556	471	496	90	204	2461-79.4
	31	968-1942	.499			383-559	.685	1018	32.8	669	405	499	99	234	2319-74.8
1980-81	28	772-1578	.489			525-766	.685	1028	36.7	603	287	402	98	190	2069-73.9
	28	770-1675	.460			457-654	.699	956	34.1	661	323	424	72	208	1993-71.2
1981-82	28	850-1740	.489			368-548	.672	967	34.5	570	328	484	45	210	2068-73.9
	28	851-1662	.512			418-623	.671	936	33.4	540	407	452	84	191	2120-75.7
1982-83	28	826-1716	.481			470-653	.720	958	34.2	602	353	448	43	237	2122-75.8
	28	845-1665	.508			473-656	.721	954	34.1	597	374	481	73	182	2163-77.3
1983-84	31	936-1769	.529			426-630	.676	999	32.2	569	534	477	105	261	2298-74.1
	31	867-1837	.472			395-602	.656	1025	33.1	587	440	487	59	208	2129-68.8
1984-85	30	935-1877	.498			432-646	.669	1101	36.7	564	484	416	124	266	2302-76.7
	30	860-1854	.464			434-633	.686	1075	35.8	600	374	438	71	186	2154-71.8
1985-86	29	945-1858	.509			414-593	.698	980	33.8	568	461	519	97	228	2304-79.5
	29	950-1899	.500			457-632	.723	1088	37.5	559	457	508	72	187	2357-81.3
1986-87	30	942-1940	.486	178-428	.416	448-638	.702	1161	38.7	589	381	436	88	159	2510-83.7
	30	899-2026	.444	118-295	.400	436-632	.688	1153	38.4	598	330	426	93	153	2351-78.4
1987-88	30	943-1857	.508	154-352	.438	488-715	.683	1147	38.2	571	401	401	69	214	2528-84.3
	30	865-1861	.465	138-401	.344	422-595	.709	957	31.9	627	365	450	94	193	2285-76.2
1988-89	30	999-1980	.505	181-474	.382	560-770	.727	1116	37.2	557	411	419	71	251	2739-91.3
	30	957-1989	.481	141-385	.366	367-541	.678	1096	36.5	672	408	502	72	188	2422-80.7
1989-90	31	882-1886	.468	117-343	.341	495-700	.707	1123	36.2	559	389	513	96	256	2376-76.7
	31	909-1903	.478	122-363	.336	401-570	.704	1048	33.8	620	486	481	100	206	2341-75.5

YEAR-BY-YEAR TEAM STATS

YEAR	G	FGM-FGA	PCT.	3FGM-3FGA	PCT.	FTM-FTA	PCT.	O-D-REB	AVG.	PF	AST	TO	BL	ST	PTS-AVG.
1990-91	32	924-2001	.462	147-446	.330	542-809	.670	453-725-1261	39.4	622	440	492	152	275	2537-79.3
	32	883-1995	.443	171-476	.359	492-703	.700	413-642-1161	36.3	652	441	502	93	231	2429-75.9
1991-92	32	954-1970	.484	170-491	.346	487-734	.664	396-699-1194	38.5	595	469	482	145	290	2565-82.7
	32	859-1927	.446	213-558	.382	469-677	.693	371-649-1145	36.9	590	447	518	99	223	2400-77.4
1992-93	35	1145-2315	.495	187-564	.332	543-807	.673	460-784-1376	39.3	606	584	554	210	322	3020-86.3
	35	1170-2392	.450	220-587	.375	414-631	.656	551-790-1341	38.3	669	563	581	102	257	2788-79.7
1993-94	27	760-1713	.444	166-520	.319	392-598	.656	378-606-1076	39.9	514	377	431	110	231	2078-77.0
	27	714-1643	.435	169-468	.361	423-637	.664	382-632-1014	37.6	501	433	442	111	203	2020-74.8
1994-95	27	745-1679	.444	211-588	.359	326-486	.671	377-600-1036	38.4	515	386	440	167	186	2027-75.1
	27	714-1630	.438	166-438	.379	419-588	.713	376-589-965	35.7	468	355	379	68	202	2013-74.6
1995-96	27	727-1650	.441	175-506	.346	404-620	.652	359-560-1002	37.1	508	396	361	122	236	2033-75.3
	27	687-1554	.442	190-529	.359	409-604	.677	365-631-996	36.9	549	361	426	82	195	1973-73.1
1996-97	32	866-1928	.449	195-558	.349	421-656	.642	386-716-1206	37.7	601	492	439	142	280	2348-73.4
	32	758-1896	.400	172-538	.320	448-687	.652	475-715-1190	37.2	567	360	485	118	200	2136-66.8
1997-98	32	836-1830	.457	129-438	.295	486-731	.665	381-762-1240	38.8	631	461	543	165	237	2287-71.5
	32	766-1881	.407	179-569	.315	507-731	.694	406-674-1080	33.8	632	373	464	115	296	2218-69.3
1998-99	30	765-1721	.445	178-525	.339	410-621	.660	318-575-967	32.2	599	447	472	86	264	2118-70.6
	30	766-1663	.461	199-554	.359	469-705	.665	393-678-1071	35.7	566	429	523	121	241	2200-73.3
1999-00	29	656-1591	.412	175-490	.357	387-566	.684	319-655-1075	37.1	483	352	449	120	153	1874-64.6
	29	750-1758	.427	194-535	.363	342-536	.638	395-648-1043	36.0	509	404	341	128	238	2036-70.2
2000-01	30	742-1739	.427	148-464	.319	453-675	.671	396-701-1097	36.6	600	389	448	103	186	2085-69.5
	30	795-1756	.453	219-515	.395	479-688	.696	364-697-1061	35.4	580	420	389	131	226	2288-76.3
2001-02	29	759-1765	.430	169-503	.336	395-602	.656	450-676-1126	38.8	537	382	476	102	222	2082-71.8
	29	753-1709	.441	223-612	.364	417-589	.708	361-655-1016	35.0	573	429	461	122	247	2146-74.0
2002-03	29	748-1662	.432	186-559	.333	352-524	.672	308-696-1004	34.6	550	404	432	130	273	1974-68.1
	29	650-1662	.391	209-618	.338	421-571	.737	364-705-1069	36.9	531	388	473	93	200	1930-66.6
2003-04	33	815-1860	.438	296-788	.376	433-631	.686	387-805-1192	36.1	627	493	519	124	291	2359-71.5
	33	739-1844	.401	245-762	.322	425-645	.659	401-752-1153	34.9	611	408	538	95	231	2148-65.1
2004-05	31	756-1671	.452	200-557	.359	416-626	.665	309-719-1028	33.2	601	394	496	100	216	2128-68.6
	31	746-1736	.430	229-677	.338	449-667	.673	368-702-1070	34.5	599	402	454	97	251	2170-70.0
2005-06	30	806-1681	.479	184-490	.376	506-719	.704	338-681-1091	34.0	564	409	482	72	262	2302-76.7
	30	718-1666	.431	225-633	.355	416-576	.722	335-631-966	32.2	625	384	545	83	204	2077-69.2
2006-07	35	936-1947	.481	237-624	.380	498-657	.758	375-729-1104	31.5	627	433	513	116	276	2607-74.5
	35	873-1934	.451	216-647	.334	452-643	.703	412-696-1108	31.7	659	450	564	115	222	2414-69.0
2007-08	34	844-1905	.443	234-665	.352	529-684	.773	373-778-1151	33.9	641	375	519	130	290	2451-72.1
	34	829-1913	.433	230-664	.346	458-661	.693	397-740-1137	33.4	657	435	536	111	205	2346-69.0
2008-09	35	820-1866	.435	216-631	.342	536-739	.725	399-854-1253	35.8	657	423	548	202	284	2392-68.3
	35	771-1994	.387	239-731	.327	490-712	.688	468-753-1221	34.9	665	367	534	104	245	2271-64.9
2009-10	32	783-1733	.452	186-556	.336	431-669	.644	406-805-1211	37.8	575	446	528	200	267	2183-68.2
	32	660-1752	.377	203-619	.328	409-609	.672	385-659-1044	32.6	595	312	513	78	254	1932-60.4
2010-11	34	827-1903	.435	212-634	.334	482-725	.665	422-910-1332	29.2	651	423	541	203	288	2348-69.1
	34	696-1918	.363	233-761	.306	484-696	.695	403-764-1167	34.3	675	383	517	109	251	2109-62.0
2011-12	35	877-1923	.456	216-611	.354	473-669	.707	404-869-1273	36.4	653	427	565	213	265	2,443-69.8
	35	749-1965	.381	221-715	.309	482-674	.715	430-738-1168	33.4	643	379	531	114	269	2,201-62.9
2012-13	34	780-1758	.444	196-563	.348	522-710	.735	322-730-1052	39.9	601	385	497	172	210	2278-67.0
	34	825-1886	.437	225-612	.368	454-656	.692	422-720-1142	33.6	648	443	465	103	244	2331-68.6
2013-14	36	873-1873	.466	191-502	.380	617-855	.722	392-864-1256	34.9	650	385	512	191	213	2554-70.9
	36	824-2065	.399	228-694	.329	515-747	.691	482-734-1216	33.8	746	402	453	129	239	2392-66.4
2014-15	33	763-1669	.457	147-470	.313	524-783	.669	328-781-1109	33.6	612	380	478	157	181	2199-66.6
	33	766-1825	.420	193-594	.325	485-692	.701	366-703-1069	32.4	670	395	393	85	205	2210-67.0
2015-16	34	948-2042	.464	220-645	.341	536-771	.695	389-868-1257	37.0	656	453	441	139	243	2652-78.0
	34	875-1981	.442	265-733	.362	501-728	.695	342-798-1140	33.5	669	447	464	103	180	2516-74.0
2016-17	35	1036-2146	.483	233-671	.347	568-824	.689	409-915-1324	37.8	684	511	415	145	259	2873-82.1
	35	857-2060	.416	259-743	.349	550-769	.715	388-802-1190	34.0	690	424	494	104	176	2523-72.1
2017-18	35	994-2125	.468	273-781	.350	543-786	.691	398-924-1322	37.8	653	523	456	186	241	2806-80.2
	35	887-2129	.417	285-802	.355	492-689	.714	302-836-1228	35.1	658	432	495	104	204	2551-72.9
2018-19	37	960-2171	.442	272-819	.332	579-778	.744	423-868-1391	37.6	705	475	492	161	266	2771-74.9
	37	842-2067	.407	269-803	.335	532-737	.722	358-865-1223	33.1	682	369	528	113	203	2485-67.2
2019-20	31	844-1848	.457	230-655	.351	418-557	.750	352-750-1102	35.5	542	409	411	162	273	2336-75.4
	31	694-1708	.406	218-687	.317	431-588	.733	324-698-1022	33.0	530	309	516	89	165	2037-65.7
2020-21	25	693-1461	.474	192-510	.376	351-474	.741	277-641-918	36.7	459	363	360	127	182	1929-77.2
	25	582-1465	.397	188-579	.325	378-515	.734	297-529-826	33.0	415	299	344	69	174	1730-69.2
2021-22	31	799-1842	.434	208-628	.331	395-558	.708	352-729-1081	34.9	506	445	387	151	264	2201-71.0
	31	786-1769	.444	276-748	.369	382-528	.710	328-762-1090	35.2	495	433	448	95	182	2230-71.9
2022-23	32	802-1840	.436	209-633	.330	466-559	.726	278-728-1006	31.4	519	430	388	125	197	2219-69.3
	32	854-1882	.454	291-773	.376	440-582	.756	334-794-1128	35.3	517	473	377	97	165	2439-76.2



Toney Douglas helped lead Florida State to its first ever ACC Tournament Championship Game appearance (2009), was an All-ACC First Team selection and the ACC Defensive Player of the Year in 2009 and was a first round pick of the Los Angeles Lakers in the 2009 NBA Draft.



Deividas Dulkys made an ACC school record eight 3-point shots in scoring 32 points against North Carolina on Jan. 14, 2012. He helped lead Florida State to its' first ACC Championship, also, in 2009.

INDIVIDUAL ACC RECORDS

FSU INDIVIDUAL RECORDS IN ACC GAMES

POINTS

45, Al Thornton at Miami, March 3, 2007
 37, Ron Hale at Wake Forest, Jan. 4, 2000
 37, Al Thornton at Boston College, Jan. 14, 2006
 37, Al Thornton at Duke, Feb. 4, 2006
 35, Bob Sura at Duke, Jan. 22, 1994
 35, Xavier Rathan-Mayes at North Carolina, Jan. 24, 2015
 35, Xavier Rathan-Mayes at Miami, Feb. 25, 2015
 34, Sam Cassell at Wake Forest, Jan. 11, 1992
 34, Bob Sura at Maryland, Feb. 13, 1993
 33, Tim Pickett vs. Georgia Tech, Feb. 3, 2004
 32, Toney Douglas vs. North Carolina, Jan. 28, 2009
 32, Deividas Dulkys vs. North Carolina, Jan. 14, 2012
 31, Bob Sura vs. NC State, Feb. 16, 1994
 31, Ron Hale vs. Clemson, Jan. 12, 1999
 30, Sam Cassell at Clemson, Jan. 20, 1993
 30, Bob Sura vs. Virginia, Jan. 4, 1995
 30, Tim Pickett vs. North Carolina, Jan. 22, 2004
 30, Von Wafer vs. Wake Forest, Jan. 18, 2005
 30, Al Thornton at Virginia, Feb. 17, 2007
 30, Toney Douglas at Miami, Jan. 21, 2009
 30, Xavier Rathan-Mayes vs. Clemson, March 11, 2015
 30, Xavier Rathan-Mayes vs. North Carolina, Jan. 4, 2016
 30, Terance Mann vs. Georgia Tech, Jan. 24, 2018
 30, Darin Green Jr. vs. St. John's, Dec. 27, 2022

FIELD GOALS MADE

17, Al Thornton at Duke, Feb. 4, 2006
 16, Al Thornton at Miami, March 3, 2007
 15, Al Thornton at Boston College, Jan. 14, 2006
 14, Sam Cassell at Maryland, Feb. 5, 1992
 14, Bob Sura at Duke, Jan. 22, 1994
 14, Xavier Rathan-Mayes at North Carolina, Jan. 24, 2015
 13, Sam Cassell at Wake Forest, Jan. 11, 1992
 13, Bob Sura at Maryland, Feb. 13, 1993
 13, Corey Louis at North Carolina, Jan. 25, 1995
 12, Sam Cassell at Clemson, Jan. 20, 1993
 12, Bob Sura vs. NC State, Feb. 16, 1994
 12, Al Thornton vs. Maryland, Jan. 30, 2007
 12, Al Thornton at Virginia, Feb. 17, 2007
 12, Derwin Kitchen vs. Maryland, Feb. 4, 2010
 12, Deividas Dulkys vs. North Carolina, Jan. 14, 2012
 11, Doug Edwards vs. Maryland, Jan. 13, 1993
 11, Doug Edwards vs. Virginia, Feb. 8, 1993
 11, Chuck Graham at North Carolina, Jan. 26, 1994
 11, Ron Hale at Wake Forest, Jan. 4, 2000
 11, Damos Anderson at Georgia Tech, Feb. 21, 2000
 11, Monte Cummings at North Carolina, Feb. 17, 2002
 11, Tim Pickett at Wake Forest, Jan. 26, 2003
 11, Toney Douglas vs. Wake Forest, Feb. 11, 2008
 11, Dwayne Bacon at Virginia, Dec. 31, 2016
 11, Phil Cofer at Duke, Dec. 30, 2017

FIELD GOALS ATTEMPTED

32, Al Thornton at Duke, Feb. 4, 2006
 27, Bob Sura at Duke, Jan. 22, 1994
 26, Xavier Rathan-Mayes at North Carolina, Jan. 24, 2015
 24, Sam Cassell at Wake Forest, Jan. 11, 1992
 24, Bob Sura at Maryland, Feb. 13, 1993
 24, Bob Sura at Wake Forest, Jan. 7, 1995
 24, Al Thornton at Miami, March 3, 2007
 23, Sam Cassell at Maryland, Feb. 5, 1992
 23, James Collins vs. Maryland, Jan. 10, 1995
 23, Al Thornton vs. Maryland, Jan. 30, 2007
 23, Toney Douglas vs. Duke, Jan. 10, 2009
 22, Bob Sura vs. Clemson, Feb. 20, 1993
 22, Jason Rich vs. Wake Forest, Feb. 14, 2008
 21, Sam Cassell vs. Virginia, Jan. 4, 1992
 21, Ron Hale vs. NC State, Jan. 23, 1999

FIELD GOAL PERCENTAGE (MINIMUM 5 FGM)

1.000, Rodney Dobar (6-6) at Georgia Tech, Jan. 23, 1992
 1.000, Kirk Luchman (6-6) vs. Georgia Tech, Feb. 28, 1996
 1.000, Monte Cummings (6-6) at Georgia Tech, Jan. 27, 2001
 1.000, Mike Mathews (6-6) vs. Wake Forest, Feb. 10, 2001
 1.000, Montay Brandon (7-7) vs. Miami, Feb. 1, 2015
 1.000, Boris Bojanovsky (5-5) at Syracuse, Jan. 11, 2015

1.000, Malik Beasley (7-7) vs. Pittsburgh, Jan. 23, 2016
 1.000, Christ Koumadje (6-6) at NC State, Feb. 25, 2018
 1.000, Balsa Koprivica (6-6) vs. Boston College, March 7, 2020
 1.000, RaiQuan Gray (7-7) vs. Boston College, March 3, 2021
 1.000, Naheem McLeod (7-7) vs. Virginia Tech, Jan. 29, 2022
 1.000 Naheem McLeod (6-6) vs. Miami (FL), Jan. 23, 2023
 .909, Doug Edwards (10-11) vs. NC State, March 13, 1992
 .889, Terrell Baker (8-9) vs. NC State, Jan. 28, 1998
 .875, Rodney Dobar (7-8) vs. NC State, Jan. 25, 1992
 .875, Bob Sura (7-8) vs. NC State, Jan. 16, 1993
 .875, Corey Louis (7-8) vs. Clemson, Jan. 11, 1997
 .875, Caleb Mills (7-8) vs. NC State, March 5, 2022
 .857, Rodney Dobar (6-7) at Maryland, Jan. 18, 1992
 .857, Sam Cassell (12-14) at Clemson, Jan. 20, 1993
 .857, Uche Echeu (6-7) at NC State, Jan. 13, 2009
 .857, Delvon Arrington (6-7) vs. Georgia Tech, Feb. 11, 1999
 .857, Michael Snaer (6-7) at Georgia Tech, Feb. 10, 2011
 .857, Deividas Dulkys (12-14) vs. North Carolina, Jan. 14, 2014
 .857, Christ Koumadje (6-7) vs. Miami, Jan. 27, 2018
 .857, Devin Vassell (6-7) at Pittsburgh, Nov. 6, 2009
 .857, Jalen Warley (7-7) at Louisville, Feb. 4, 2023

THREE-POINTERS MADE

8, Deividas Dulkys vs. North Carolina, Jan. 14, 2012
 8, Darin Green Jr. vs. St. John's, Dec. 17, 2022
 7, Andrew Wilson at North Carolina, Feb. 22, 2004
 7, Von Wafer vs. Wake Forest, Jan. 18, 2005
 7, Toney Douglas at Miami, Jan. 21, 2009
 7, Andrew Wilson vs. Virginia, Feb. 18, 2006
 7, Xavier Rathan-Mayes vs. North Carolina, Jan. 4, 2016
 7, Devin Vassell at Virginia Tech, Feb. 2, 2020
 7, Darin Green Jr. vs. Syracuse, Nov. 11, 2022
 7, Darin Green Jr. vs. Troy, Nov. 14, 2022
 6, Sam Cassell at Wake Forest, Jan. 11, 1992
 6, Sam Cassell vs. Georgia Tech, Feb. 15, 1992
 6, Sam Cassell at Clemson, Jan. 20, 1993
 6, Tim Pickett at Virginia, Jan. 29, 2003
 6, Tim Pickett vs. Virginia, March 1, 2003
 6, Tim Pickett vs. Georgia Tech, Feb. 3, 2004
 6, Tim Pickett vs. Duke, Feb. 29, 2004
 6, Tim Pickett vs. NC State, March 12, 2004
 6, Ian Miller vs. Maryland, Jan. 12, 2014
 6, Aaron Thomas vs. Virginia Tech, Feb. 5, 2014
 6, Xavier Rathan-Mayes at Miami, Feb. 25, 2015
 6, Devon Bookert at Clemson, Jan. 2, 2016
 6, Dwayne Bacon at Virginia, Dec. 31, 2016
 6, Dwayne Bacon vs. Clemson, Feb. 5, 2010
 6, Phil Cofer at Duke, Dec. 30, 2017
 6, M.J. Walker at Miami, Jan. 27, 2019
 6, M.J. Walker vs. Boston College, March 3, 2021
 5, Chuck Graham vs. North Carolina, Feb. 27, 1992
 5, Sam Cassell vs. North Carolina, Feb. 27, 1992
 5, Bob Sura at Wake Forest, Feb. 10, 1994
 5, Chuck Graham at Wake Forest, Feb. 10, 1994
 5, Chuck Graham at North Carolina, Feb. 26, 1994
 5, James Collins vs. Clemson, Jan. 17, 1996
 5, James Collins at Clemson, Feb. 17, 1996
 5, James Collins at North Carolina, Feb. 24, 1996
 5, Geoff Brower at North Carolina, Feb. 24, 1996
 5, James Collins vs. Wake Forest, March 7, 1997
 5, Adrian Crawford at Virginia, Dec. 1, 1998
 5, Von Wafer at Miami (Fla.), Jan. 15, 2003
 5, Von Wafer at NC State, Jan. 26, 2005
 5, Deividas Dulkys at North Carolina, Feb. 24, 2010
 5, Michael Snaer vs. Georgia Tech, Feb. 1, 2012
 5, Ian Miller at Virginia, March 1, 2012
 5, Michael Snaer vs. Clemson, March 4, 2012
 5, Xavier Rathan-Mayes at North Carolina, Jan. 24, 2015
 5, Phil Cofer at Clemson, Feb. 28, 2018
 5, PJ Savoy vs. Pittsburgh, Feb. 18, 2018
 5, Braian Angola at Duke, Dec. 30, 2017
 5, M.J. Walker at Louisville, Jan. 4, 2020
 5, M.J. Walker vs. Syracuse, Feb. 15, 2020
 5, Wyatt Wilkes vs. Notre Dame, Jan. 25, 2020
 5, M.J. Walker vs. Virginia, Feb. 15, 2021
 5, Caleb Mills at Syracuse, Jan. 15, 2022

THREE-POINTERS ATTEMPTED

17, Darin Green Jr. vs. Syracuse, Feb. 8, 2023
 14, Toney Douglas at Miami, Jan. 21, 2009
 13, James Collins at Clemson, Feb. 17, 1996
 13, Tim Pickett at North Carolina, Feb. 22, 2004
 12, Sam Cassell at North Carolina, Jan. 27, 1993
 12, Bob Sura vs. North Carolina, Feb. 27, 1993
 12, James Collins vs. Wake Forest, Jan. 6, 1996
 12, James Collins vs. Clemson, Jan. 11, 1997
 12, Tim Pickett vs. Duke, Feb. 29, 2004
 12, Von Wafer vs. Wake Forest, Jan. 18, 2005
 12, Isaiah Swann vs. North Carolina, Feb. 3, 2008
 12, Braian Angola at Duke, Dec. 30, 2017
 11, Sam Cassell at Wake Forest, Jan. 11, 1992
 11, Bob Sura vs. Maryland, Jan. 10, 1995
 11, James Collins vs. Maryland, Jan. 10, 1995
 11, Tim Pickett at Georgia Tech, Jan. 14, 2003
 11, Tim Pickett at Wake Forest, Jan. 26, 2003
 11, Tim Pickett vs. Virginia, March 1, 2003
 11, Tim Pickett at Clemson, Jan. 13, 2004
 11, Andrew Wilson vs. Virginia, Feb. 18, 2006
 11, Deividas Dulkys at North Carolina, Feb. 24, 2010
 11, Xavier Rathan-Mayes at North Carolina, Jan. 24, 2015
 11, Xavier Rathan-Mayes at Miami, Feb. 25, 2015
 11, Darin Green Jr. vs. Boston, Feb. 18, 2023
 11, Darin Green Jr. vs. Virginia, Jan. 14, 2023
 11, Darin Green Jr. vs. Georgia Tech, Jan. 7, 2023
 11, Darin Green Jr. vs. St. John's, Dec. 17, 2022

3-POINT PERCENTAGE (MINIMUM 3 FGM)

1.000, Sam Cassell (6-6) at Clemson, Jan. 20, 1993
 1.000, Geoff Brower (5-5) at North Carolina, Feb. 24, 1996
 1.000, Adrian Crawford (4-4) vs. Wake Forest, Jan. 20, 1999
 1.000, Delvon Arrington (3-3) at Virginia, Jan. 16, 2001
 1.000, Adrian Crawford (4-4) at North Carolina, Feb. 22, 2001
 1.000, Michael Joiner (3-3) vs. Virginia, March 1, 2003
 1.000, Derwin Kitchen (3-3) at Virginia Tech, Feb. 21, 2009
 1.000, Solomo Alabi (8-8) at Boston College, Feb. 24, 2009
 1.000, Toney Douglas (3-3) at Virginia Tech, Jan. 29, 2008
 1.000, Derwin Kitchen (3-3) vs. Maryland, Feb. 4, 2010
 1.000, Derwin Kitchens (3-3) vs. Boston College, Jan. 22, 2011
 1.000, Michael Snaer (4-4) at Wake Forest, Jan. 25, 2012
 1.000, Devon Bookert (4-4) vs. Georgia Tech, March 2, 2014
 1.000, Devon Bookert (3-3) at Virginia Tech, Feb. 7, 2015
 1.000, Devon Bookert (4-4) at NC State, Jan. 13, 2016
 1.000, Malik Beasley (3-3) vs. Virginia, Jan. 17, 2016
 1.000, Braian Angola (3-3) vs. Clemson, Feb. 5, 2017
 1.000, Brandon Allen (3-3) vs. Clemson, Feb. 5, 2017
 1.000, Mfiondu Kabengele (4-4) at Syracuse, Feb. 5, 2019
 1.000, Devin Vassell (3-3) vs. Notre Dame, Feb. 25, 2019
 1.000, Anthony Polite (4-4) vs. Virginia, Jan. 15, 2020
 1.000, Devin Vassell (7-7) at Virginia Tech, Feb. 1, 2020
 1.000, Malik Osborne (3-3) at Clemson, Feb. 29, 2020
 1.000, Wyatt Wilkes (3-3) vs. Georgia Tech, Dec. 15, 2020
 1.000, Wyatt Wilkes (3-3) vs. Wake Forest, Feb. 13, 2021
 1.000, Anthony Polite (3-3) vs. Georgia Tech, Jan. 26, 2022
 1.000, Cam/Ron Fletcher (3-3) vs. Mercer, Nov. 21, 2022

FREE THROWS MADE

17, Caleb Mills vs. Boston College, Feb. 18, 2023
 15, Al Thornton vs. Duke, March 1, 2006
 14, Toney Douglas at Miami, Jan. 21, 2008
 14, Doug Edwards vs. Clemson, Feb. 8, 1992
 13, Toney Douglas vs. North Carolina, Jan. 28, 2009
 12, Al Thornton at Clemson, Feb. 7, 2007
 12, RayQuan Evans vs. Clemson, Feb. 15, 2022
 11, Doug Edwards at NC State, Feb. 10, 1992
 11, Ron Hale at Wake Forest, Jan. 4, 2000
 11, Tim Pickett vs. North Carolina, Jan. 22, 2004
 11, Al Thornton vs. Wake Forest, Jan. 27, 2007
 11, Darin Green Jr. vs. Boston College, Feb. 18, 2023
 11, Darin Green Jr. vs. Virginia, Jan. 14, 2023
 11, Darin Green Jr. vs. Virginia Tech., Jan. 7, 2023
 11, Darin Green Jr. vs. St. John's, Dec. 17, 2022
 11, Al Thornton at Miami, March 3, 2007
 11, Toney Douglas vs. Clemson, Feb. 19, 2008
 11, Aaron Thomas at Pittsburgh, Feb. 23, 2014

INDIVIDUAL ACC RECORDS

FSU INDIVIDUAL RECORDS IN ACC GAMES

FREE THROWS MADE CONT.

10, Sam Cassell vs. Clemson, Feb. 20, 1993
 10, Scott Shepard vs. Maryland, Feb. 10, 1996
 10, James Collins at Maryland, March 4, 1996
 10, Ron Hale vs. Maryland, Feb. 29, 1997
 10, Monte Cummings vs. Georgia Tech, March 2, 2002
 10, Anthony Richardson at Georgia Tech, Jan. 14, 2003
 10, Alexander Johnson vs. Duke, March 1, 2006
 10, Alexander Johnson vs. Clemson, Feb. 1, 2006
 10, Okaro White vs. North Carolina, Jan. 12, 2013
 10, Okaro White vs. Maryland, Jan. 30, 2013
 10, Okaro White vs. Georgia Tech, March 2, 2014
 10, Terance Mann vs. Georgia Tech, Jan. 24, 2018
 10, RaiQuan Gray vs. Wake Forest, Feb. 13, 2021
 10, RayQuan Evans at Pitt, Feb. 20, 2021
 10, Matthew Cleveland at Duke, Dec. 31, 2022

FREE THROWS ATTEMPTED

21, Caleb Mills vs. Boston College, Feb. 18, 2023
 16, Al Thornton vs. Duke, March 1, 2006
 15, Ron Hale vs. Maryland, Feb. 29, 1997
 15, Al Thornton at Clemson, Feb. 7, 2007
 15, Toney Douglas vs. Miami, Jan. 21, 2009
 14, Doug Edwards vs. Clemson, Feb. 8, 1992
 14, Doug Edwards at Maryland, Feb. 13, 1993
 14, Toney Douglas vs. Clemson, Feb. 19, 2008
 14, Toney Douglas vs. North Carolina, Jan. 28, 2009
 13, Bob Sura vs. Virginia, Feb. 8, 1993
 13, Bob Sura vs. Maryland, Feb. 12, 1994
 13, Tim Pickett vs. North Carolina, Jan. 22, 2004
 13, Alexander Johnson vs. Duke, March 1, 2006
 13, Al Thornton vs. Wake Forest, Jan. 27, 2007

FREE THROW PERCENTAGE (MINIMUM 7 FTM)

1.000, Doug Edwards (14-14) vs. Clemson, Feb. 8, 1992
 1.000, Randell Jackson (7-7) vs. Virginia, Feb. 28, 1998
 1.000, Ron Hale (8-8) vs. NC State, Jan. 23, 1999
 1.000, Ron Hale (7-7) at Maryland, Jan. 27, 1999
 1.000, Ron Hale (9-9) vs. Georgia Tech, Feb. 11, 1999
 1.000, Antwan Dixon (8-8) vs. Virginia, Feb. 26, 2000
 1.000, Anthony Richardson (10-10) at Ga. Tech, Jan. 14, 2003
 1.000, Tim Pickett (8-8) vs. Virginia, March 1, 2003
 1.000, Tim Pickett (7-7) vs. Georgia Tech, Feb. 3, 2004
 1.000, Alexander Johnson (7-7) vs. Virginia, Feb. 18, 2006
 1.000, Al Thornton (9-9) at Boston College, Jan. 23, 2007
 1.000, Al Thornton (11-11) at Miami, March 3, 2007
 1.000, Ian Miller (8-8) vs. Maryland, Jan. 17, 2012
 1.000, Luke Loucks (8-8) vs. Miami, March 9, 2012
 1.000, Okaro White (10-10) vs. Maryland, Jan. 30, 2013
 1.000, Michael Snaer (8-8) vs. Wake Forest, Feb. 26, 2013
 1.000, Okaro White (7-7) vs. Clemson, March 14, 2013
 1.000, Aaron Thomas (8-8) at Virginia, Jan. 18, 2014
 1.000, Okaro White (9-9) vs. Virginia Tech, Feb. 5, 2014
 1.000, Montay Brandon (7-7) at Maryland, Feb. 8, 2014
 1.000, Jonathan Isaac (7-7) vs. Louisville, Jan. 21, 2017
 1.000, Jonathan Isaac (7-7) vs. Notre Dame, Jan. 18, 2017
 1.000, Braian Angola (8-8) vs. Miami, Jan. 27, 2018
 1.000, RaiQuan Gray (7-7) vs. North Carolina, Jan. 16, 2021
 1.000, RaiQuan Gray (10-10) vs. Wake Forest, Feb. 13, 2021
 1.000, RaiQuan Gray (7-7) vs. Notre Dame, March 6, 2021
 1.000, Matthew Cleveland (10-10) at Duke, Dec. 31, 2022

OFFENSIVE REBOUNDS

9, Bernard James at Virginia Tech, Jan. 10, 2012
 8, Corey Louis at Virginia, Feb. 4, 1995
 7, Doug Edwards at Virginia, Jan. 6, 1993
 7, Doug Edwards vs. Duke, Jan. 24, 1993
 7, Doug Edwards at North Carolina, Jan. 27, 1993
 7, Doug Edwards vs. NC State, Feb. 10, 1993
 7, Doug Edwards vs. Clemson, March 12, 1993
 7, Corey Louis vs. Clemson, Feb. 18, 1995
 7, Kirk Luchman at Wake Forest, Jan. 25, 1997
 7, Ron Hale vs. NC State, Jan. 23, 1999
 7, Michael Joiner at NC State, Feb. 25, 2001
 7, Nigel Dixon vs. Georgia Tech, March 2, 2002
 7, Al Thornton at Maryland, Dec. 19, 2004
 7, Al Thornton vs. Duke, Feb. 4, 2006

DEFENSIVE REBOUNDS

12, Rodney Dobard at North Carolina, Dec. 15, 1991
 12, Michael Joiner at Wake Forest, Jan. 9, 2001
 11, Bob Sura vs. NC State, Jan. 15, 1995
 11, Tim Pickett vs. North Carolina, Dec. 22, 2002
 11, Al Thornton at Maryland, Feb. 21, 2007
 10, Oliver Simmons at NC State, Feb. 2, 2000
 10, Tim Pickett at Duke, Jan. 29, 2004
 10, Adam Waleskowski at Maryland, Dec. 19, 2004
 10, Alexander Johnson vs. Virginia, Feb. 18, 2006
 10, Al Thornton at Virginia, Feb. 17, 2007
 10, Uche Echefu vs. Miami, Feb. 18, 2009
 10, Uche Echefu at Duke, March 3, 2009
 10, Derwin Kitchen at NC State, March 6, 2011
 10, Chris Singleton at Georgia Tech, Feb. 10, 2011
 10, Aaron Thomas at Wake Forest, Feb. 15, 2014
 10, Montay Brandon at Pittsburgh, Feb. 23, 2014
 10, Montay Brandon vs. Georgia Tech, March 2, 2014
 10, Jonathan Isaac vs. Louisville, Jan. 21, 2017

TOTAL REBOUNDS

17, Michael Joiner at Wake Forest, Jan. 9, 2001
 16, Al Thornton at Virginia, Feb. 17, 2007
 16, Matthew Cleveland at Notre Dame, Jan. 17, 2023
 15, Rodney Dobard at Maryland, Jan. 18, 1992
 15, Bernard James at Virginia Tech, Jan. 10, 2012
 15, Doug Edwards vs. Clemson, March 12, 1993
 15, Al Thornton at Duke, Feb. 4, 2006
 15, Al Thornton at Maryland, Feb. 21, 2007
 14, Dwayne Bacon at Boston College, Jan. 26, 2016
 14, Jarquez Smith vs. Virginia Tech, March 9, 2016
 14, Adam Waleskowski at Maryland, Dec. 19, 2004
 14, Chris Singleton at Maryland, Jan. 10, 2010
 13, Doug Edwards at Maryland, Jan. 18, 1992
 13, Doug Edwards vs. Maryland, Feb. 5, 1992
 13, Bob Sura at Virginia, Feb. 4, 1995
 13, Al Thornton at Maryland, Dec. 19, 2004
 13, Alexander Johnson vs. Virginia, Feb. 18, 2006
 13, Alexander Johnson vs. Duke, March 1, 2006
 13, Al Thornton vs. Miami, March 5, 2006
 13, Derwin Kitchen at NC State, March 6, 2011
 13, RaiQuan Gray at Miami, Feb. 24, 2021
 13, Matthew Cleveland vs. St. John's, Dec. 17, 2023
 12, Rodney Dobard at North Carolina, Dec. 15, 1991
 12, Doug Edwards vs. Virginia, Jan. 4, 1992
 12, Rodney Dobard vs. Maryland, Feb. 5, 1992
 12, Doug Edwards vs. North Carolina, Feb. 27, 1992
 12, Bob Sura vs. NC State, Jan. 15, 1995
 12, Corey Louis at Virginia, Feb. 4, 1995
 12, Randell Jackson vs. Wake Forest, March 1, 1997
 12, Nigel Dixon vs. Duke, Jan. 6, 2002
 12, Montay Brandon at Pittsburgh, Feb. 23, 2014
 12, Montay Brandon vs. Georgia Tech, March 2, 2014
 12, Jonathan Isaac at North Carolina, Jan. 14, 2017
 12, Jonathan Isaac at Syracuse, Jan. 28, 2017
 12, Mifondu Kabengele at Miami, Jan. 7, 2018
 12, Ike Obuagu vs. Boston College, March 3, 2018
 12, Christ Koumadje at Georgia Tech, Feb. 16, 2019
 12, Christ Koumadje vs. Wake Forest, Feb. 13, 2019
 12, RaiQuan Gray vs. Wake Forest, Feb. 13, 2021
 12, Harrison Prieto vs. Wake Forest, Feb. 5, 2022

ASSISTS

13, Delvon Arrington at Georgia Tech, Jan. 9, 1999
 13, Luke Loucks vs. North Carolina, March 11, 2012
 12, Bob Sura vs. NC State, Jan. 15, 1995
 11, Charlie Ward at Georgia Tech, Jan. 23, 1992
 11, Xavier Rathan-Mayes at Virginia Tech, Feb. 7, 2015
 10, Charlie Ward vs. NC State, Jan. 16, 1993
 10, Kerry Thompson vs. North Carolina, Jan. 22, 1997
 10, Delvon Arrington at Georgia Tech, Jan. 19, 2000
 10, Delvon Arrington vs. Georgia Tech, Feb. 21, 2000
 10, Delvon Arrington vs. North Carolina, Feb. 23, 2000
 10, Delvon Arrington at Maryland, March 1, 2000
 10, Delvon Arrington vs. Duke, Jan. 6, 2002
 10, Derwin Kitchen at Duke, Jan. 27, 2010
 10, Trent Forrest at Syracuse, Feb. 5, 2019
 10, M.J. Walker vs. Louisville, Jan. 18, 2021

BLOCKED SHOTS

9, Corey Louis vs. Maryland, Jan. 10, 1995
 7, Rodney Dobard vs. Maryland, Jan. 13, 1993
 7, Solomon Alabi vs. Boston College, Feb. 14, 2010
 7, Jonathan Isaac vs. Notre Dame, Jan. 11, 2017
 7, Ike Obiagu vs. Boston College, March 3, 2018
 6, Rodney Dobard at Wake Forest, Jan. 9, 1993
 6, Rodney Dobard at North Carolina, Jan. 27, 1993
 6, Rodney Dobard at NC State, Feb. 17, 1993
 6, Randell Jackson vs. Virginia, Feb. 28, 1998
 6, David Anderson vs. Duke, Jan. 21, 2000
 6, Delvon Arrington at Georgia Tech, Jan. 27, 2001
 6, Okaro White at Maryland, Jan. 9, 2013
 6, Boris Bojanovsky at Wake Forest, Feb. 15, 2014
 6, Boris Bojanovsky vs. Notre Dame, March 27, 2016
 6, Ike Obiagu at NC State, Feb. 25, 2018
 6, Scottie Barnes vs. North Carolina, Feb. 27, 2021
 6, Naheem McLeod vs. Louisville, Dec. 10, 2022
 5, Rodney Dobard at Duke, Feb. 24, 1993
 5, Naheem McLeod vs. Mercer, Nov. 21, 2022
 5, Randell Jackson vs. Wake Forest, Jan. 6, 1996
 5, Corey Louis vs. North Carolina, Jan. 24, 1996
 5, Corey Louis vs. Maryland, Feb. 10, 1996
 5, Karim Shabazz at Virginia, Dec. 1, 1998
 5, Mike Mathews vs. Virginia, Feb. 17, 2001
 5, Anthony Richardson vs. Georgia Tech, Feb. 15, 2003
 5, Alexander Johnson vs. Virginia, Feb. 18, 2006
 5, Solomon Alabi at Clemson, Feb. 7, 2009
 5, Chris Singleton vs. Maryland, Jan. 17, 2009
 5, Bernard James vs. Virginia, Feb. 12, 2011
 5, Deividus Dulkys at Virginia Tech, Jan. 10, 2012
 5, Barnard James vs. Duke, Feb. 23, 2012
 5, Bernard James vs. North Carolina, March 11, 2012
 5, Christ Koumadj at Pittsburgh, Jan. 14, 2019

STEALS

9, Bob Sura at Georgia Tech, March 2, 1995
 8, Charlie Ward at Wake Forest, Jan. 11, 1992
 8, Trent Forrest at Duke, Feb. 10, 2020
 7, Delvon Arrington at Clemson, Feb. 23, 2002
 6, Charlie Ward vs. Clemson, Feb. 8, 1992
 6, James Collins vs. NC State, Feb. 14, 1996
 6, Kerry Thompson vs. Maryland, Jan. 29, 1997
 6, Delvon Arrington at Georgia Tech, Jan. 27, 2001
 6, Ralph Mims vs. Duke, Jan. 16, 2008
 6, Toney Douglas vs. Virginia, Jan. 23, 2008
 6, Toney Douglas vs. Georgia Tech, Feb. 5, 2009
 6, Scottie Barnes vs. North Carolina, Feb. 27, 2021
 5, Charlie Ward at Clemson, Feb. 16, 1994
 5, Bob Sura vs. Duke, Jan. 21, 1995
 5, Kerry Thompson at NC State, Jan. 3, 1998
 5, Delvon Arrington at North Carolina, Jan. 22, 1999
 5, Delvon Arrington vs. Virginia, Jan. 30, 1999
 5, Delvon Arrington at North Carolina, Feb. 7, 1999
 5, Delvon Arrington at North Carolina, Jan. 22, 2000
 5, Tim Pickett at Georgia Tech, Jan. 14, 2003
 5, Tim Pickett at Wake Forest, Feb. 25, 2004
 5, Tim Pickett at Georgia Tech, March 6, 2004
 5, Isaiah Swann at Virginia Tech, Feb. 25, 2006
 5, Derwin Kitchen vs. Duke, Jan. 10, 2009
 5, Derwin Kitchen vs. Wake Forest, March 3, 2010
 5, Chris Singleton vs. Boston College, Feb. 14, 2010
 5, Chris Singleton at Clemson, Jan. 29, 2011
 5, Michael Snaer vs. Georgia Tech, Feb. 2, 2012
 5, Braian Angola at Miami, Jan. 7, 2018
 5, PJ Savoy at Virginia, Jan. 5, 2019
 5, Trent Forrest vs. Louisville, Feb. 9, 2019
 5, Darin Green Jr. vs. Boston College, Feb. 18, 2023
 5, Cam'Ron Fletcher vs. Siena, Nov. 24, 2022
 5, Caleb Mills at University of Central Florida, Nov. 11, 2022

TEAM ACC RECORDS

FSU TEAM RECORDS IN ACC GAMES

MOST POINTS IN A GAME

111, vs. Wake Forest, Feb. 10, 1993
 110, vs. North Carolina, Feb. 27, 1992
 109, vs. Clemson, Feb. 5, 2012
 108, vs. Georgia Tech, Feb. 11, 1999
 105, vs. Maryland, Jan. 13, 1993
 105, vs. NC State, Jan. 13, 2021
 104, vs. Boston College, Feb. 20, 2017
 103, vs. Miami, Jan. 27, 2018 (OT)
 102, vs. Clemson, Feb. 8, 1992
 102, vs. Clemson, Feb. 20, 1993
 100, vs. Virginia, Feb. 6, 1994
 101, vs. Syracuse, Jan. 13, 2018 (2 OT)
 100, vs. Maryland, Feb. 10, 1996
 99, vs. Virginia, Feb. 8, 1993
 99, vs. Miami, Jan. 18, 2020
 98, vs. NC State, Jan. 25, 1992
 96, vs. Georgia Tech, Jan. 31, 1993
 96, at Duke, Feb. 4, 2006

FIRST HALF POINTS

57, vs. Wake Forest, Feb. 10, 1993
 57, vs. NC State, Jan. 13, 2021
 55, vs. Boston College, Feb. 20, 2017
 53, vs. Clemson, Feb. 20, 1993
 53, vs. Boston College, March 3, 2021
 52, vs. NC State, Jan. 15, 1995
 51, vs. Clemson, Feb. 8, 1992
 51, vs. Georgia Tech, Jan. 31, 1993
 51, vs. Clemson, Feb. 5, 2017
 50, at Clemson, March 3, 2001
 50, vs. North Carolina, Jan. 22, 2006
 49, at NC State, Feb. 10, 1992
 49, vs. Maryland, Jan. 30, 2007
 49, at Miami, Feb. 24, 2021
 48, at North Carolina, Feb. 6, 1994
 47, vs. Virginia, Feb. 6, 1994
 47, at Virginia, Jan. 11, 2006
 47, vs. Miami, Jan. 20, 2007

SECOND HALF POINTS

65, vs. Maryland, Jan. 13, 1993
 65, vs. Maryland, Feb. 10, 1996
 64, vs. North Carolina, Feb. 27, 1992
 58, vs. Clemson, Feb. 5, 2017
 57, vs. Virginia, Feb. 8, 1993
 56, at Virginia Tech, Jan. 29, 2008
 56, at NC State, Jan. 15, 2011
 54, vs. Wake Forest, Feb. 10, 1993
 54 vs. Wake Forest, Feb. 1, 2011
 54 vs. North Carolina, Jan. 14, 2012
 53, vs. Virginia, Feb. 6, 1994
 54, at Wake Forest, Feb. 6, 2016
 53, at Wake Forest, Feb. 19, 2011
 52, at Maryland, Feb. 13, 1993
 51, vs. NC State, Jan. 25, 1992
 51, vs. Clemson, Feb. 8, 1992
 51, vs. Virginia, Feb. 28, 1998
 51, vs. Georgia Tech, Feb. 11, 1999
 50, vs. NC State, March 13, 1992
 50, vs. Miami, Feb. 18, 2009

FIELD GOALS MADE

44, vs. Wake Forest, Feb. 10, 1993
 42, vs. Georgia Tech, Feb. 11, 1999
 42, at Duke, Feb. 4, 2006
 41, vs. Georgia Tech, Jan. 31, 1993
 41, vs. NC State, Jan. 15, 1995
 41, vs. Clemson, Feb. 5, 2017
 41, vs. NC State, Jan. 13, 2021
 39, vs. North Carolina, Feb. 27, 1992
 39, vs. NC State, March 13, 1992
 39, vs. Boston College, Feb. 20, 2017
 37, vs. Maryland, Jan. 13, 1993
 37, vs. Clemson, Feb. 20, 1993
 37, vs. Maryland, Jan. 30, 2007
 37, vs. Miami, Feb. 24, 2021

FIELD GOALS ATTEMPTED

85, vs. Georgia Tech, Jan. 31, 1993
 85, at Duke, Feb. 4, 2006
 82, vs. Syracuse, Jan. 13, 2018
 80, at Georgia Tech, Jan. 27, 1996
 80, at Boston College, Jan. 15, 2018
 79, vs. Georgia Tech, Feb. 11, 1999
 77, vs. Clemson, March 12, 1993
 76, vs. Duke, Jan. 24, 1993
 76, vs. Wake Forest, Feb. 10, 1993

FIELD GOAL PERCENTAGE

.714 vs. NC State (41-58), Jan. 13, 2021
 .661 vs. Clemson, Feb. 5, 2017
 .639, vs. NC St. (39-61), March 13, 1992
 .617, vs. Maryland (37-60), Jan. 30, 2007
 .615, vs. W. Forest (24-39), Jan. 20, 1999
 .614, vs. Clemson (27-44), Jan. 17, 1996
 .612, vs. NC State, Jan. 15, 1995
 .600, vs. Duke, Feb. 2, 2003

.600, at Virginia, Jan. 11, 2006
 .600, vs. Miami (33-55), Jan. 27, 2018
 .596, at Miami, March 3, 2007
 .593, vs. Ga. Tech (32-54), Jan. 24, 2018
 .589, vs. North Carolina, Jan. 14, 2012
 .580, vs. N. Dame (29-50), Jan. 21, 2014
 .579, vs. Wake Forest, Feb. 10, 1993
 .578, at NC State (26-45), Jan. 3, 1998
 .574, vs. Maryland (31-54), Feb. 10, 1996

THREE-POINTERS MADE

17, vs. Clemson, Feb. 5, 2017
 16, vs. Maryland, Jan. 12, 2014
 15, at North Carolina, Feb. 21, 2004
 15, at Duke, Dec. 30, 2017
 15, at Clemson, Dec. 8, 2019
 13, vs. North Carolina, Feb. 27, 1992
 13, at NC State, Feb. 15, 1995
 13, vs. Miami, Jan. 20, 2007
 13, vs. Miami, Feb. 8, 2020
 13, vs. Virginia, Feb. 15, 2021
 13, vs. Boston College, March 3, 2021
 13, vs. Clemson, Jan. 28, 2023
 12, at Clemson, Jan. 20, 1993
 12, at Wake Forest, Feb. 10, 1994
 12, at Clemson, Jan. 18, 1995
 12, vs. North Carolina, Feb. 25, 1995
 12, at Wake Forest, Feb. 25, 2004
 12, vs. Wake Forest, Jan. 18, 2005
 12, vs. North Carolina, Jan. 14, 2012
 12, vs. Clemson, Feb. 5, 2017
 12, vs. Boston College, Feb. 20, 2017
 12, at Miami, Jan. 27, 2019
 12, vs. NC State, Jan. 13, 2021
 12, vs. Clemson, Jan. 23, 2021
 12, vs. Wake Forest, Feb. 13, 2021
 12, at Syracuse, Jan. 15, 2022
 12, vs. Notre Dame, March 2, 2022
 11, at North Carolina, Feb. 25, 1994
 11, at North Carolina, Feb. 24, 1996
 11, vs. Virginia, March 1, 2003
 11, vs. Wake Forest, Jan. 25, 2004
 11, vs. Virginia, Feb. 18, 2006
 11, at Wake Forest, Jan. 24, 2006
 11, at Miami, Jan. 8, 2009
 11, at North Carolina, Feb. 24, 2010
 11, vs. North Carolina, March 11, 2012
 11, vs. North Carolina, Jan. 12, 2013
 11, vs. Notre Dame, Feb. 27, 2016
 11, vs. Syracuse, Jan. 13, 2018
 11, vs. North Carolina, Jan. 3, 2018
 11, vs. St. John's, Dec. 17, 2022

THREE-POINTERS ATTEMPTED

37, at North Carolina, Feb. 21, 2004
 35, vs. Syracuse, Feb. 28, 2023
 34, vs. Maryland, Jan. 10, 1995
 32, at North Carolina, Feb. 25, 1994
 32, at Duke, Dec. 30, 2017
 32, vs. Syracuse, Jan. 13, 2018
 32, vs. Clemson, Dec. 8, 2019
 31, vs. North Carolina, March 11, 1994
 31, vs. North Carolina, Jan. 6, 1999
 31, at Virginia, Jan. 18, 2004
 31, at Georgia Tech, March 6, 2004
 31, at Miami, Jan. 18, 2009
 31, at North Carolina, Feb. 23, 2019
 30, vs. Miami (Fla.), Feb. 22, 2005
 30, vs. Clemson, Feb. 5, 2017
 30, vs. Clemson, Jan. 28, 2023
 29, at Georgia Tech, Jan. 27, 1996
 29, vs. Wake Forest, Feb. 26, 2003
 29, at Virginia, Feb. 17, 2007
 29, vs. Boston College, Feb. 20, 2017
 29, vs. Notre Dame, March 2, 2022
 28, at Virginia, Feb. 4, 1995
 28, vs. Clemson, Feb. 18, 1995
 28, vs. Wake Forest, Jan. 25, 2004
 28, at North Carolina, Jan. 14, 2017
 28, at Miami, Jan. 18, 2020
 28, vs. Clemson, Jan. 23, 2021

THREE-POINT PERCENTAGE

.700, vs. Duke (7-10), Jan. 4, 2001
 .667, vs. Maryland (16-24), Jan. 12, 2014
 .667, vs. B. College (8-12), Feb. 18, 2015
 .667, vs. N. Dame (12-18), Jan. 25, 2020
 .667, vs. NC State, Jan. 13, 2021
 .647, at N. Car. (11-17), Feb. 24, 1996
 .643, at N. Carolina (9-14), Feb. 22, 2001
 .600, vs. Virginia (6-10), Feb. 17, 2019
 .600, at Miami (12-20), Jan. 27, 2001
 .600, at Syracuse (12-20), Jan. 15, 2022
 .591, vs. N. Car. (13-22), Feb. 27, 1992
 .579, vs. Clemson (11-19), March 4, 2012
 .579, vs. St. John's (11-19), Dec. 17, 2022

.571, vs. W. Forest (8-14), Jan. 20, 1999
 .567, vs. Clemson, Feb. 5, 2017
 .563, vs. Miami (9-16), Jan. 29, 2006
 .563, vs. Miami (9-16), March 9, 2012
 .563, vs. Va. Tech (9-16), Feb. 5, 2014
 .556, vs. N. Car. (10-18), Jan. 22, 2000
 .556, at Miami (10-18), March 6, 2010
 .556, vs. Pitt (5-9), March 7, 2015
 .550, vs. Virginia (11-20), Feb. 18, 2006
 .550, at W. Forest (11-20), Jan. 24, 2006
 .533, at Virginia, Jan. 24, 2009
 .526, vs. N. Car. (10-19), Jan. 16, 2002
 .542, vs. Virginia (13-24), Feb. 15, 2021
 .500, vs. Ga. Tech (10-20), Feb. 15, 1992
 .500, at Clemson (12-24), Jan. 20, 1993
 .500, vs. W. Forest (7-14), Feb. 10, 1993
 .500, at W. Forest (12-24), Feb. 10, 1994
 .500, at Virginia (6-12), Jan. 3, 1996
 .500, vs. Clemson (10-20), Jan. 17, 1996
 .500, vs. Maryland (9-18), Feb. 10, 1996
 .500, vs. Virginia (8-16), Feb. 28, 1998
 .500, vs. Clemson (9-18), March 4, 1999
 .500, at Virginia (8-16), Jan. 20, 2002
 .500, vs. Ga. Tech (71-64), Feb. 15, 2003
 .500, vs. W. Forest (12-24), Jan. 18, 2005
 .500, vs. Ga. Tech (8-16), Jan. 13, 2007
 .500, at Duke (8-16), Feb. 4, 2007
 .500, vs. NC State (10-20), Feb. 24, 2007
 .500, at Duke (7-14), Jan. 21, 2012
 .500, at Wake Forest (8-16), Jan. 25, 2012
 .500, vs. N. Car. (11-22), March 11, 2012
 .500, vs. Miami (13-26), Feb. 8, 2020
 .500, at Pittsburgh (10-20), Jan. 21, 2023

FREE THROWS MADE

37, vs. Clemson, Feb. 8, 1992
 32, vs. Duke, March 1, 2006
 32, vs. Miami, March 8, 2008
 31, vs. Virginia Tech, Jan. 17, 2007
 31, vs. Georgia Tech, March 2, 2014
 31, vs. Miami, Feb. 18, 2009
 30, vs. Boston College, Feb. 18, 2023
 29, vs. Maryland, Feb. 10, 1996
 29, vs. Pittsburgh, Feb. 18, 2018
 29, vs. Clemson, Feb. 1, 2006
 28, vs. Virginia Tech, Jan. 7, 2006
 28, at Wake Forest, Feb. 19, 2011
 28, vs. Miami, Jan. 27, 2018
 27, at Pittsburgh, Feb. 23, 2014
 27, vs. Louisville, Feb. 9, 2019
 26, vs. Wake Forest, Feb. 26, 2013
 26, vs. N. Carolina, Jan. 16, 2021
 26, vs. Wake Forest, Feb. 13, 2021
 25, vs. Virginia, Feb. 8, 1993
 25, vs. Clemson, Feb. 15, 1998
 25, vs. NC State, Jan. 12, 2010
 25, vs. Miami, March 9, 2012
 24, vs. Virginia, Feb. 6, 1994
 25, vs. Louisville, Jan. 21, 2017
 25, vs. Clemson, Feb. 15, 2022

FREE THROWS ATTEMPTED

48, vs. Clemson, Feb. 8, 1992
 42, vs. Miami, March 8, 2008
 40, vs. Maryland, Feb. 10, 1996
 40, vs. Clemson, Feb. 15, 1998
 40, vs. Duke, March 1, 2006
 40, vs. Pittsburgh, Feb. 18, 2018
 39, vs. Miami, Jan. 27, 2018
 37, at Clemson, Jan. 13, 1998
 37, vs. Georgia Tech, March 2, 2014
 36, vs. Louisville, Jan. 21, 2017
 36, vs. Louisville, Feb. 9, 2019
 35, vs. Clemson, March 4, 1999
 35, at Maryland, Feb. 14, 2001
 35, vs. Clemson, Feb. 1, 2006
 35, vs. Virginia Tech, Jan. 7, 2006
 35, vs. Miami, Feb. 18, 2009
 35, at Wake Forest, Feb. 19, 2011
 35, at Georgia Tech, Feb. 10, 2011
 35, at Virginia Tech, Feb. 7, 2015
 35, vs. Wake Forest, Feb. 13, 2021
 34, vs. Maryland, Jan. 13, 1993
 34, vs. North Carolina, Jan. 20, 2002
 34, vs. Virginia Tech, Jan. 17, 2007
 34, vs. Boston College, Feb. 18, 2023
 34, vs. Georgia Tech, Feb. 5, 2009
 34, vs. NC State, Jan. 12, 2010
 34, vs. North Carolina, Jan. 4, 2016

FREE THROW PERCENTAGE

1.000, at W. Forest (11-11), Jan. 25, 1997
 1.000, at Maryland (10-10), Feb. 16, 2008
 1.000, at Virginia (9-9), Dec. 3, 2022
 1.000, vs. NC State (11-11), Jan. 13, 2021
 .963, vs. N. Car. (26-27), Jan. 16, 2021
 .950, vs. Ga. Tech (19-20), Feb. 3, 2004
 .941, at Maryland (16-17), Jan. 11, 1994

.941, vs. Virginia (16-17), Feb. 28, 1999
 .933, at Miami (14-15), Feb. 1, 2017
 .933, vs. Florida (14-15), Nov. 18, 2022
 .930, at Bos. Col. (15-16), Feb. 24, 2009
 .929, at Ga. Tech (13-14), Jan. 14, 2003
 .912, vs. Virginia Tech, Jan. 17, 2007
 .909, at Duke (10-11), Feb. 4, 2006
 .900, vs. N. Carolina (9-9), Jan. 20, 2001
 .900, at Va. Tech (9-10), Feb. 21, 2009
 .900, vs. Clemson (18-20), Jan. 24, 2013
 .889, at Bos. Col. (16-18), Jan. 15, 2018
 .886, vs. Miami (32-35), Feb. 18, 2009
 .882, at W. Forest (90-87), Feb. 25, 2004
 .882, vs. Va. Tech (15-17), Jan. 29, 2022
 .875, vs. Maryland (14-16), Jan. 30, 2007
 .875, vs. Va. Tech (14-16), March 8, 2009
 .871, at Pittsburgh (27-31), Feb. 23, 2014
 .870, vs. Maryland (20-23), Jan. 17, 2012
 .867, vs. Ga. Tech (13-15), March 2, 1994
 .867, vs. Clemson (13-15), Feb. 18, 1995
 .867, vs. W. For. (26-30), Feb. 26, 2013
 .867, at Bos. Col. (13-15), Feb. 21, 2022
 .864, at NC State, Feb. 27, 2008
 .864, vs. Virginia Tech, March 5, 2019
 .857, at Ga. Tech (13-15), Jan. 13, 2007
 .857, vs. Bos. Col. (12-14), Feb. 16, 2013
 .857, at Clemson (12-14), Jan. 19, 2015
 .850, vs. NC State, Jan. 26, 2008
 .846, vs. Duke (11-13), Feb. 2, 2013
 .842, at Clemson (16-19), March 3, 2001

OFFENSIVE REBOUNDS

26, at Georgia Tech, Jan. 15, 1997
 25, vs. Georgia Tech, Jan. 31, 1993
 25, vs. NC State, March 7, 1996
 23, vs. North Carolina, March 11, 1994
 23, vs. Clemson, Feb. 18, 1995
 23, vs. Georgia Tech, Feb. 18, 1998
 22, vs. Maryland, Jan. 10, 1995
 22, vs. Maryland, Feb. 27, 1999
 21, vs. North Carolina, Jan. 24, 1996
 21, at Maryland, Dec. 19, 2004
 21, vs. NC State, Feb. 8, 2017
 21, vs. N. Carolina, March 12, 2021

DEFENSIVE REBOUNDS

39, vs. Georgia Tech, Feb. 28, 2001
 37, vs. NC State, Jan. 15, 1995
 35, at Maryland, Dec. 19, 2004
 34, vs. Maryland, Jan. 13, 1993
 33, vs. Virginia, Feb. 12, 2011
 31, at Clemson, March 3, 2001
 31, at Miami, Feb. 24, 2021
 31, vs. Pittsburgh, Feb. 9, 2022
 30, vs. Wake Forest, Jan. 22, 1998
 30, vs. Duke, Jan. 6, 2002
 30, at Wake Forest, Feb. 19, 2011
 30, at Georgia Tech, Feb. 14, 2011
 30, vs. Wake Forest, Feb. 1, 2011
 30, at Wake Forest, Feb. 6, 2016
 30, vs. Notre Dame, March 2, 2022
 29, at Maryland, Jan. 18, 1992
 29, vs. Virginia, Feb. 6, 1994
 29, at Wake Forest, Jan. 7, 1995
 29, at NC State, Feb. 2, 2000
 29, vs. Clemson, Feb. 1, 2006
 29, vs. Clemson, Jan. 23, 2021
 29, vs. NC State, March 5, 2022
 28, vs. NC State, Jan. 25, 1992
 28, at Virginia, Jan. 6, 1993
 28, at Maryland, Jan. 7, 1998
 28, vs. Clemson, March 4, 1999
 28, at South Florida, Jan. 8, 2000
 28, vs. Clemson, Jan. 26, 2002
 28, vs. Clemson, Feb. 14, 2004
 28, at Duke, Feb. 4, 2006
 28, vs. Maryland, Feb. 22, 2006
 28, at Virginia, Feb. 17, 2007
 28, vs. North Carolina, Jan. 14, 2012
 28, vs. Georgia Tech, March 2, 2014
 28, vs. Notre Dame, Feb. 27, 2016
 28, vs. NC State, Feb. 8, 2017
 28, vs. Louisville, Jan. 8, 2022
 28, at Miami, Jan. 22, 2022

TOTAL REBOUNDS

56, at Maryland, Dec. 19, 2004
 54, vs. NC State, Jan. 15, 1995
 51, vs. NC State, March 7, 1996
 50, at Virginia, Jan. 6, 1993
 50, at Boston College, Jan. 15, 2018
 50, vs. Syracuse, Jan. 13, 2018
 49, at Georgia Tech, Feb. 15, 2019
 49, vs. Georgia Tech, Jan. 31, 1993
 49, at Georgia Tech, Jan. 15, 1996
 49, at Duke, Feb. 1, 2006
 49, vs. NC State, Feb. 8, 2017
 48, at Wake Forest, Jan. 7, 1995

47, vs. Virginia, Feb. 6, 1994
 47, vs. Wake Forest, Feb. 1, 2011
 47, vs. Syracuse, Feb. 15, 2020

ASSISTS

26, vs. NC State, Jan. 15, 1995
 26, vs. Clemson, Feb. 5, 2017
 26, vs. Boston College, Feb. 20, 2017
 25, at Syracuse, Feb. 5, 2019
 24, at Georgia Tech, Jan. 23, 1992
 24, vs. Wake Forest, Feb. 10, 1993
 24, vs. NC State, Jan. 13, 2021
 23, vs. NC State, March 13, 1992
 23, vs. Maryland, Jan. 13, 1993
 23, vs. Syracuse, Jan. 13, 2018
 23, vs. Georgia Tech, Jan. 7, 2023
 22, at Wake Forest, Jan. 11, 1992
 22, vs. North Carolina, Feb. 27, 1992
 22, at Clemson, Jan. 20, 1993
 22, at Duke, Dec. 17, 2017
 21, vs. Clemson, Feb. 20, 1993
 21, at NC State, Feb. 15, 1995
 21, vs. Syracuse, Feb. 8, 2023
 21, at Georgia Tech, Jan. 9, 1999
 21, vs. Miami, Jan. 20, 2007
 21, vs. North Carolina, March 11, 2012
 21, at Miami, Feb. 24, 2021
 21, at Syracuse, Jan. 15, 2022
 21, vs. NC State, March 5, 2022

BLOCKED SHOTS

15, at Virginia Tech, Jan. 10, 2012
 14, vs. Maryland, Jan. 10, 1995
 11, vs. Virginia, Feb. 28, 1998
 11, vs. Mercer, Nov. 21, 2022
 11, vs. Notre Dame, Jan. 18, 2017

STEALS

18, vs. NC State, Feb. 14, 1996
 16, vs. Wake Forest, Feb. 1, 2011
 16, at Wake Forest, Jan. 11, 1992
 16, vs. NC State, March 13, 1992
 16, at Georgia Tech, March 2, 1995
 16, at Duke, Feb. 10, 2020
 16, at North Carolina, Feb. 27, 2021
 16, at Wake Forest, Jan. 4, 2022
 15, vs. NC State, Jan. 25, 1992
 15, vs. Wake Forest, Feb. 5, 2022
 15, vs. Boston College, Feb. 18, 2023
 14, vs. Maryland, Dec. 28, 2004
 14, vs. Clemson, Feb. 12, 2006
 14, vs. Georgia Tech, Feb. 9, 2006
 14, vs. North Carolina, Feb. 3, 2008
 14, vs. Georgia Tech, Feb. 1, 2012
 13, vs. North Carolina, Feb. 27, 1992
 13, at Wake Forest, Jan. 9, 1993
 13, at Georgia Tech, March 4, 1993
 13, at Georgia Tech, Jan. 27, 1996
 13, vs. Duke, Feb. 22, 1996
 13, at Maryland, Jan. 9, 2013
 13, vs. Clemson, Jan. 23, 2016

TURNOVERS

28, at Maryland, Feb. 13, 1993
 28, vs. Virginia Tech, Jan. 8, 2005
 25, at Maryland, Dec. 19, 2004
 24, at Duke, Jan. 6, 1992
 24, at Maryland, Feb. 11, 1995
 24, at Clemson, Jan. 13, 1998
 24, at Duke, Feb. 7, 2002

PERSONAL FOULS

36, vs. NC State, March 7, 1996
 32, at Clemson, Feb. 27, 2005
 31, vs. Clemson, March 4, 1999
 31, at Virginia, Jan. 20, 2002
 31, at Pittsburgh, Jan. 14, 2019
 30, vs. North Carolina, March 14, 1992
 30, at Maryland, Jan. 7, 1998
 30, at Clemson, Jan. 13, 1998
 30, vs. Georgia Tech, Feb. 11, 1999
 29, vs. North Carolina, March 11, 1994
 29, at Virginia Tech, Jan. 29, 2008
 29, at Miami, Feb. 26, 201

TEAM ACC RECORDS

FSU MISCELLANEOUS ACC RECORDS

LARGEST WINNING MARGIN

48, Clemson (109-61), Feb. 5, 2017
 36, vs. Virginia (100-64), Feb. 6, 1994
 33, vs. North Carolina (90-57), Jan. 14, 2012
 32, vs. Boston College (104-72), Feb. 20, 2017
 32, vs. NC State (105-73), Jan. 13, 2021
 29, vs. Boston College (93-64), March 3, 2021
 28, vs. NC State (107-79), Jan. 15, 1995
 26, vs. NC State (78-52), Feb. 24, 2007
 25, vs. Virginia (88-63), Feb. 28, 1998
 24, vs. Wake Forest (83-59), Jan. 22, 1998
 24, vs. Maryland (85-61), Jan. 12, 2014
 23, at Wake Forest (75-52), Jan. 25, 2012
 22, vs. NC State (98-76), Jan. 25, 1992
 22, vs. Maryland (100-78), Feb. 10, 1996
 21, vs. Notre Dame (77-56), Feb. 27, 2016
 21, vs. Virginia (81-60), Feb. 15, 2021

LARGEST WINNING MARGIN ON THE ROAD

23, at Wake Forest (75-52), Jan. 25, 2012
 22, vs. Wake Forest (88-66), Feb. 13, 2019
 22, at Georgia Tech (69-47), Feb. 16, 2019
 19, at Georgia Tech (75-56), Jan. 9, 1999
 19, at Virginia (69-59), Feb. 17, 2010
 18, at Clemson (89-71), Jan. 20, 1993
 18, at Miami (75-57), Feb. 1, 2017
 18, at Syracuse (80-62), Feb. 5, 2019
 15, vs. Boston College (62-47), Feb. 14, 2010
 13, at NC State (68-55), Jan. 3, 1998
 13, at Louisville (78-65), Jan. 4, 2020
 13, at Louisville (78-65), Jan. 18, 2021
 12, at North Carolina (86-74), Dec. 15, 1991

LARGEST LOSING MARGIN

48, at North Carolina (103-55), Jan. 24, 1998
 42, at Duke (100-58), Feb. 4, 2001
 40, at Clemson (54-94), Feb. 15, 2023
 34, at North Carolina (98-64), Feb. 7, 1999
 33, at Clemson (78-45), Feb. 14, 1999
 33, at Duke (101-68), Feb. 16, 2000
 33, at Maryland (96-63), Jan. 26, 2002
 31, vs. Duke (85-54), Jan. 16, 2000
 31, at Duke (49-80), Feb. 7, 2002
 30, at North Carolina (100-70), Jan. 25, 1995
 29, vs. Clemson (78-49), Feb. 15, 1998

BEST RECORD

16-4, 1st Place, 2019-20

WORST RECORD

4-12 in 2000-01, 2001-02, 2002-03, 2004-05

BEST LEAGUE FINISH

First Place, 2019-20

WORST LEAGUE FINISH

T11th place (2015-16)

LONGEST WINNING STREAK

8 (Jan. 22, 2019-Feb. 19, 2019)

LONGEST HOME WINNING STREAK

25, Jan. 22, 2019 - Present

LONGEST ROAD WINNING STREAK

5, Jan. 11, 1992 - Feb. 18, 1992

LONGEST LOSING STREAK

9, Jan. 27, 1999 - Feb. 27, 1999

LONGEST HOME LOSING STREAK

4, Jan. 30, 1999 - Feb. 27, 1999;
 Jan. 4, 2001 - Jan. 25, 2001;
 Jan. 22, 2005 - Feb. 22, 2005

LONGEST ROAD LOSING STREAK

26, Dec. 16, 2001 - Jan. 26, 2005

BEST FIRST HALF

7-1 in 2011-12

BEST SECOND HALF

6-2 in 1991-92 and 1992-93

BEST HOME RECORD

10-0 in 2019-20

BEST ROAD RECORD

6-2 in 1991-92



ACC SERIES ANATOMIES

BOSTON COLLEGE (Florida State leads 12-9)

Last Florida State Win: March 3, 2021, 93-64, Home
 Last Boston College Win: Feb. 18, 2023, 69-75, Home
 Leonard Hamilton vs. Boston College: 20-17 (13-9 at Florida State, 7-8 at Miami)
 Seminoles At Home: 9-2
 Seminoles On The Road: 3-7
 Seminoles On A Neutral Court: 1-0
 Seminoles Since 2006: 13-8
 Longest Winning Streak: 7 (Feb. 16, 2013-Jan. 20, 2019)
 Largest Margin Of Victory: +32, 104-72, Feb. 20, 2017, Home
 Largest Margin In Loss: -6, 75-81, Jan. 15, 2018, Away
 Most Points Scored: 104, 104-72, Feb. 20, 2017, Home

CLEMSON (Florida State leads 46-37)

Last Florida State Win: Feb. 15, 2022, 81-80, Home
 Last Clemson Win: Feb. 15, 2023, 54-94, Away
 Leonard Hamilton vs. Clemson: 21-21 (21-18 at Florida State, 0-2 at Miami)
 Seminoles At Home: 25-10
 Seminoles On The Road: 13-24
 Seminoles On A Neutral Court: 7-3
 Seminoles Since 1992: 40-28
 Longest Winning Streak: 5 (Jan. 19, 1994-Jan. 17, 1996)
 Largest Margin Of Victory: +48, 104-72, Feb. 5, 2017, Home
 Largest Margin In A Loss: -40, 54-94, Feb. 15, 2023, Away
 Most Points Scored: 122-80, Jan. 22, 1970, Home

DUKE (Duke leads, 43-11)

Last Florida State Win: Jan. 18, 2022, 79-78 (OT), Home
 Last Duke Win: Jan. 31, 2022, 67-86, Away
 Leonard Hamilton vs. Duke: 8-19 (all at Florida State)
 Seminoles At Home: 8-18
 Seminoles On The Road: 2-24
 Seminoles On A Neutral Court: 1-1
 Seminoles Since 1992: 11-36
 Longest Winning Streak: 2 (March 1, 2006-Feb. 4, 2007)
 Largest Margin Of Victory: +16, Jan. 10, 2017, 88-72
 Largest Margin In Loss: -42, 58-100, Feb. 4, 2001, Away
 Most Points Scored: 100-93, Dec. 30, 2017, Away

GEORGIA TECH (Florida State leads 45-33)

Last Florida State Win: Jan. 7, 2023, 75-64, Home
 Last Georgia Tech Win: Mar. 7, 2023, 60-61, Away
 Leonard Hamilton vs. Georgia Tech: 19-88(17-8 at Florida State, 2-0 at Miami)
 Seminoles At Home: 25-11
 Seminoles On The Road: 17-20
 Seminoles On A Neutral Court: 3-2
 Seminoles Since 1992: 29-20
 Longest Winning Streak: 10 (Dec. 30, 2007 - Feb. 14 2015)
 Largest Margin Victory: +58, 108-50, Feb. 19, 1972, Home
 Largest Margin In Loss: -22, Jan. 25, 2017, Away
 Most Points Scored: 108-50, Feb. 19, 1972, Home

LOUISVILLE (Louisville leads 36-16)

Last Florida State Win: Feb. 4, 2023, 81-78, Away
 Last Louisville Win: March 7, 2018, 74-82, Neutral
 Leonard Hamilton vs. Louisville: 9-6 (9-4 at Florida State) (0-2 at Oklahoma State)
 Seminoles At Home: 11-12
 Seminoles On The Road: 6-18
 Seminoles On A Neutral Court: 1-3
 Seminoles Since 2014-15: 7-4
 Longest Winning Streak: 2 (Jan. 22, 1978-Feb. 17, 1978) (Jan. 4, 2020-Feb. 24, 2020)
 Largest Margin Victory: +22, 75-53, Dec. 10, 2022, Home
 Largest Margin In Loss: -27, 69-96, Jan. 8, 1983, Home
 Most Points Scored: 93-94, March 4, 1978, Neutral

MIAMI (Florida State leads 54-37)

Last Florida State Win: Feb. 25, 2023, 85-84, Away
 Last Miami Win: Jan. 24, 2023, 63-86, Home
 Leonard Hamilton vs. Miami: 27-13 (26-13 at Florida State, 1-0 at Oklahoma State)
 Seminoles At Home: 33-9
 Seminoles On The Road: 19-27
 Seminoles On A Neutral Court: 2-1
 Seminoles Since 2005: 25-12
 Longest Winning Streak: 9 (Jan. 22, 2016-Jan. 22, 2022)
 Largest Margin Of Victory: +41, 104-63, Jan. 9, 1970, Home
 Largest Margin In Loss: -37, 56-93, Jan. 11, 1952, Away
 Most Points Scored: 122-92, Jan. 12, 1968, Home

NORTH CAROLINA (North Carolina leads 53-16)

Last Florida State Win: March 12, 2021, 69-66, Neutral
 Last North Carolina Win: Feb. 27, 2023, 66-77, Away
 Leonard Hamilton vs. North Carolina: 8-22 (8-21 at Florida State, 0-1 at Miami)
 Seminoles At Home: 8-17
 Seminoles On The Road: 4-28
 Seminoles On A Neutral Court: 4-8
 Seminoles Since 1992: 13-41
 Longest Winning Streak: 2 (Dec. 15, 1991-Feb. 27, 1992; Feb. 24, 1996-Jan. 22, 1997)
 Largest Margin Of Victory: +33, 90-57, Jan. 14, 2011, Home
 Largest Margin In Loss: -48, 55-103, Jan. 24, 1998, Away
 Most Points Scored: 110-96, Feb. 27, 1992, Home

NC STATE (NC State leads, 32-30)

Last Florida State Win: March 5, 2022, 89-76, Home
 Last NC State Win: Feb. 1, 2023, 66-94, Away
 Leonard Hamilton vs. NC State: 15-15 (all at Florida State)
 Seminoles At Home: 17-8
 Seminoles On The Road: 12-18
 Seminoles On A Neutral Court: 2-6
 Seminoles Since 1992: 25-27
 Longest Winning Streak: 5 (Jan. 25, 1992-Feb. 17, 1993)
 Largest Margin Of Victory: +32, 105-73, Jan. 13, 2021, Home
 Largest Margin In Loss: -28, 66-94, Feb. 11, 2023, Away
 Most Points Scored: 107-79, Jan. 15, 1995, Home

NOTRE DAME (Florida State leads, 10-6)

Last Florida State Win: Jan. 7, 2023, 84-71, Away
 Last Notre Dame Win: March 6, 2021, 73-83, Away
 Leonard Hamilton vs. Notre Dame: 16-8 (9-5 at Florida State, 7-3 at Miami)
 Seminoles At Home: 7-0
 Seminoles On The Road: 2-5
 Seminoles On A Neutral Court: 1-1
 Seminoles Since 2013-14: 5-5
 Longest Winning Streak: 2 (March 20, 2011-Jan. 21, 2014)
 Largest Margin Of Victory: +21, Feb. 27, 2016; 77-56
 Largest Margin In Loss: -20, 83-63, Dec. 13, 2014, Away
 Most Points Scored: 84, Jan. 17, 2023, Away

PITTSBURGH (Pittsburgh leads, 16-7)

Last Florida State Win: Jan. 21, 2023, 71-64, Away
 Last Pittsburgh Win: Feb. 11, 2023, 75-83, Home
 Leonard Hamilton vs. Pittsburgh: 11-19 (5-10 at Florida State, 6-7 at Miami, 0-2 at Oklahoma State)
 Seminoles At Home: 3-5
 Seminoles On The Road: 3-9
 Seminoles On A Neutral Court: 1-2
 Seminoles Since 2013-14: 5-6
 Longest Winning Streak: 2 (Feb. 18, 2020-Feb. 20, 2021)
 Largest Margin Of Victory: +15, Feb. 18, 2020, 82-67, Home
 Largest Margin In Loss: -22 (Dec. 8, 1973, Nov. 24, 2006)
 Most Points Scored: 89, Dec. 20, 1983

SYRACUSE (Syracuse leads, 10-6)

Last Florida State Win: Jan. 15, 2022, 76-71, Away
 Last Syracuse Win: Feb. 8, 2023, 67-76, Home
 Leonard Hamilton vs. Syracuse: 8-17 (4-5 at Florida State, 4-12 at Miami)
 Seminoles At Home: 3-2
 Seminoles On The Road: 3-5
 Seminoles On A Neutral Court: 0-3
 Seminoles Since 2013-14: 5-7
 Longest Winning Streak: 3 (Jan. 13, 2018 - Feb. 15, 2020)
 Largest Margin Of Victory: +18, Feb. 5, 2019, 80-62
 Largest Margin In Loss: -29, March 9, 2022
 Most Points Scored: 101-90, Jan. 13, 2018, Home

VIRGINIA (Tied, 28-28)

Last Florida State Win: Feb. 26, 2022, 64-63, Away
 Last Virginia Win: Jan. 14, 2023, 58-67, Home
 Leonard Hamilton vs. Virginia: 17-14 (all at Florida State)
 Seminoles At Home: 17-8
 Seminoles On The Road: 10-18
 Seminoles On A Neutral Court: 1-2
 Seminoles Since 1992: 27-25
 Longest Winning Streak: 7 (Jan. 23, 2008-March 1, 2012)
 Largest Margin Of Victory: +36, 100-64, Feb. 6, 1994, Home
 Largest Margin In Loss: -20, 64-84, Jan. 6, 1994, Away
 Most Points Scored: 100-64, Feb. 6, 1994, Home

VIRGINIA TECH (Florida State leads, 36-24)

Last Florida State Win: Feb. 1, 2020, 74-63, Away
 Last Virginia Tech Win: March 4, 2023, 60-82, Away
 Leonard Hamilton vs. Virginia Tech: 17-9 (all at Florida State)
 Seminoles At Home: 20-5
 Seminoles On The Road: 10-17
 Seminoles On A Neutral Court: 5-3
 Seminoles Since 1996: 19-8
 Longest Winning Streak: 7 (Jan., 26, 1991 - Jan. 7, 2006)
 Largest Margin Of Victory: +29, 107-78, Feb. 23, 1987, Home
 Largest Margin In Loss: -22, 60-82, March 4, 2023, Away
 Most Points Scored: 117-97, March 1, 1989, Home

WAKE FOREST (Florida State leads, 29-28)

Last Florida State Win: Feb. 15, 2021, 92-85 (OT), Home
 Last Wake Forest Win: Jan. 11, 2023, 75-90, Away
 Leonard Hamilton vs. Wake Forest: 18-15 (18-14 at Florida State, 0-1 at Miami)
 Seminoles At Home: 17-7
 Seminoles On The Road: 10-18
 Seminoles On A Neutral Court: 2-3
 Longest Winning Streak: 9 (Feb. 26, 2013-Feb. 13, 2021, current)
 Seminoles Since 1992: 26-25
 Largest Margin Of Victory: +24, 83-59, Jan. 22, 1998, Home; 85-61, Feb. 1, 2011, Home
 Largest Margin In Loss: -39, 48-47, Feb. 12, 2005, Away
 Most Points Scored: 111-94, Feb. 10, 1993, Home

MARGINS & HISTORY

MARGIN OF VICTORY

LARGEST MARGIN OF VICTORY

RANK	MARGIN	OPPONENT (DATE)	SCORE
1.	+69	Valdosta (Dec. 12, 1970)	134-65
2.	+67	Baptist (Feb. 5, 1977)	139-72
3.	+64	Tampa (Dec. 6, 1965)	121-57
4.	+60	South Dakota (Dec. 5, 1970)	125-65
5.	+58	Georgia Tech (Feb. 19, 1972)	108-50
6.	+57	Palm Beach Atlantic (Dec. 13, 1975)	109-52
	+57	Chicago State (Nov. 25, 2019)	113-56
8.	+55	Nicholls State (Dec. 8, 2016)	118-63
9.	+54	Central Florida (Nov. 25, 1988)	133-79
10.	+53	Baptist College (Jan. 14, 1976)	107-54
	+53	UNC-Asheville (Jan. 2, 1992)	107-54
12.	+52	New Hampshire (Dec. 30, 1968)	104-52
	+52	Savannah State (Nov. 20, 2002)	93-41
14.	+51	Florida Atlantic (Dec. 1, 1993)	110-59
15.	+48	Valdosta State (Dec. 12, 1970)	111-63
	+48	Clemson (Feb. 5, 2017)	109-61
17.	+47	Alabama A&M (Dec. 31, 2009)	81-34
	+47	Nicholls State (Nov. 15, 2016)	109-62
19.	+46	Florida International (Dec. 2, 1987)	121-75
	+46	Rider (Jan. 4, 1989)	113-67
	+46	Campbell (Dec. 29, 2001)	93-47
22.	+45	Valdosta State (Dec. 2, 1968)	120-75
	+45	Valdosta State (Feb. 24, 1976)	106-61
	+45	Eckerd (Nov. 27, 1978)	116-71
	+45	Nicholls State (Nov. 26, 2004)	99-54
26.	+44	Jacksonville (Dec. 21, 2004)	101-57
27.	+43	Rollins (Feb. 11, 1960)	101-58
	+43	Samford (Jan. 16, 1971)	122-79
	+43	East Tennessee State (Jan. 8, 1972)	106-63
30.	+42	Clemson (Jan. 22, 1970)	122-80
	+42	South Alabama (Feb. 23, 1974)	105-63
	+42	Stetson (Nov. 18, 2009)	80-38
33.	+41	Jacksonville (Feb. 16, 1968)	106-65
	+41	Miami (Fla.) (Jan. 9, 1970)	104-63
	+41	Chattanooga (Feb. 1, 1975)	111-70
	+41	South Alabama (Nov. 20, 2012)	80-39
37.	+40	SW Louisiana (Jan. 24, 1976)	110-70
	+40	Purdue (Nov. 29, 2005)	97-57
	+40	Texas A&M Corpus Christi (Jan. 4, 2010)	94-54

LARGEST MARGIN OF DEFEAT

RANK	MARGIN	OPPONENT (DATE)	SCORE
1.	-52	West Virginia (Jan. 30, 1958)	51-103
2.	-48	North Carolina (Jan. 25, 1995)	55-103
3.	-45	North Carolina (Dec. 31, 1985)	64-109
4.	-43	Duke (Feb. 4, 2001)	58-101
5.	-40	The Citadel (Feb. 15, 1960)	60-100
	-40	Clemson (Feb. 15, 2023)	54-94
	-40	Southern Mississippi (Feb. 8, 1986)	96-102
7.	-39	Marshall (Feb. 1, 1958)	68-107
	-39	Syracuse (March 9, 2022)	57-96
9.	-35	North Carolina (Dec. 16, 1965)	80-115
10.	-34	North Carolina (Feb. 7, 1999)	98-64
11.	-33	Clemson (Feb. 14, 1999)	45-78
	-33	Duke (Feb. 16, 2000)	68-101
	-33	Maryland (March 8, 2002)	59-85



Florida State defeated North Carolina, 90-57, on Jan. 14, 2012 for its largest margin of victory (+33) over the Tar Heels in school history.

TOURNAMENT HISTORY

CHAMPIONSHIPS

NAIB District 25 – 1950-51; 1954-55
 Savannah Invitational – 1962-63
 Civitan Classic – 1968-69; 1971-72
 Gator Bowl – 1969-70
 Far West Classic – 1971-72
 Senior Bowl – 1971-72
 NCAA Mideast – 1971-72
 Big Sun – 1973-74; 1977-78
 Birmingham Classic – 1977-78
 Cotton States Classic – 1980-81
 Red Lobster Classic – 1986-87
 Metro Conference – 1990-91
 Global Sports Classic – 2008-09
 Old Spice Classic -- 2009-10
 Coaches vs. Cancer – 2012-13
 Jamaica Classic -- 2017-18
 Emerald Coast Classic - 2019-20
 Jacksonville Classic -- 2021-22

APPEARANCES

In-Season

1950-51 NAIB District 25 (2-0, Champions)
 1950-51 NAIB Nationals (2-1, Quarterfinals)
 1951-52 Gator Bowl (0-3, Round Robin)
 1951-52 NAIB District 25 (1-1, Second)
 1952-53 NAIB District 25 (1-1, Second)
 1954-55 Gator Bowl (1-1, Third)
 1954-55 NAIB District 25 (2-0, Champions)
 1954-55 NAIB Nationals (1-1, Second Round)
 1955-56 Carousel Tournament (1-2, Sixth)
 1955-56 Orange Bowl (1-2, Seventh)
 1956-57 Senior Bowl (1-1, Third)
 1957-58 Senior Bowl (1-1, Third)
 1958-59 Citadel Invitational (0-2, Fourth)
 1959-60 Gator Bowl (1-1, Second)
 1960-61 Gator Bowl (0-1)
 1962-63 Savannah Invitational (3-0, Champions)
 1963-64 Gator Bowl (1-1, Third)
 1964-65 Vanderbilt Invitational (1-1, Third)
 1964-65 All College Tournament (1-2, Seventh)
 1965-66 Tampa Invitational (1-1, Second)
 1967-68 Milwaukee Classic (1-1, Third)

1967-68 Evansville Tournament (1-1, Second)
 1968-69 Florida Sunshine Classic (2-0, Champions)
 1969-70 Gator Bowl (2-0, Champions)
 1970-71 Florida Sunshine Classic (1-1, Second)
 1970-71 Sun Bowl (0-2)
 1971-72 Civitan Classic (2-0, Champions)
 1971-72 Far West Classic (3-0, Champions)
 1971-72 Senior Bowl (2-0, Champions)
 1972-73 Marshall Invitational (1-1, Third)
 1972-73 Dayton Invitational (1-1, Third)
 1972-73 All College (2-1, Third)
 1973-74 Steel Bowl (1-1, Second)
 1973-74 Big Sun Classic (2-0, Champions)
 1973-74 Mercer Bear Classic (1-1, Third)
 1973-74 Bluebonnet Classic (1-1, Second)
 1973-74 Big Sun (2-0, First)
 1974-75 Louisville Holiday (1-1, Second)
 1975-76 Big Sun (1-1, Second)
 1975-76 Far West Classic (1-2, Seventh)
 1976-77 IPTAY Tournament (1-1, Second)
 1976-77 Cable Car Classic (1-1, Second)
 1976-77 Vermont Classic (1-1, Third)
 1977-78 Big Sun (2-0, First)
 1977-78 Birmingham Classic (2-0, First)
 1977-78 Pillsbury Classic (1-1, Second)
 1978-79 Dayton Invitational (1-1, Second)
 1978-79 Old Dominion Classic (1-1, Second)
 1980-81 Cotton States Classic (2-0, First)
 1981-82 Florida Four (1-1, Second)
 1981-82 Dayton Invitational (1-1, Second)
 1982-83 Florida Four (1-1, Third)
 1982-83 Cabrillo Classic (1-1, Third)
 1986-87 Red Lobster Classic (2-0, Champions)
 1987-88 Red Lobster Classic (1-1, Third)
 1988-89 Red Lobster Classic (1-1, Second)
 1989-90 Great Alaska Shootout (1-2, Fifth)
 1989-90 ECAC Holiday Festival (1-1, Third)
 1992-93 Preseason NIT (2-2, Fourth)
 1997-98 Preseason NIT (3-1, Second)
 1998-99 Rainbow Classic (2-1, Fifth)
 2000-01 Great Alaska Shootout (1-2, Seventh)
 2002-03 Fiesta Bowl Classic (1-1, Third)
 2003-04 Univ. of Pittsburgh Holiday Hoops Classic (3-1, Second)
 2004-05 Corpus Christi Caller Times Challenge (1-3)

2006-07 Colonial Classic (3-1)
 2007-08 Glenn Wilkes Classic (1-2)
 2008-09 Global Sports Classic (4-0)
 2009-10 Old Spice Classic (3-0)
 2010-11 Diamond Head Classic (2-1)
 2011-12 Battle 4 Atlantis (1-2)
 2012-13 Coaches vs. Cancer (3-1, Champions)
 2013-14 Puerto Rico Tip-Off (2-1)
 2014-15 Basketball Hall of Fame Tip-Off Classic (1-3)
 2015-16 Paradise Jam (2-1)
 2016-17 NIT Season Tip-Off (3-1)
 2017-18 Jamaica Classic (3-0)
 2018-19 AdvoCare Invitational (2-1)
 2019-20 Emerald Coast Classic (4-0, Champions)
 2021-22 Jacksonville Classic (3-0, Champions)
 2022-23 ESPN Events Invitational (0-3)

Conference

1948-49 Dixie Conference (1-2, Fourth)
 1949-50 Dixie Conference (1-1, Third)
 1950-51 Dixie Conference (1-1, Second)
 1976-77 Metro Tournament (0-1)
 1977-78 Metro Tournament (1-1, Second)
 1978-79 Metro Tournament (2-1, Second)
 1979-80 Metro Tournament (2-1, Second)
 1980-81 Metro Tournament (1-1, Fourth)
 1981-82 Metro Tournament (1-1, Third)
 1982-83 Metro Tournament (0-1)
 1983-84 Metro Tournament (1-1)
 1984-85 Metro Tournament (2-1, Second)
 1985-86 Metro Tournament (1-1)
 1986-87 Metro Tournament (0-1)
 1987-88 Metro Tournament (1-1)
 1988-89 Metro Tournament (1-1)
 1989-90 Metro Tournament (0-1)
 1990-91 Metro Tournament (3-0, Champions)
 1991-92 ACC Tournament (1-1)
 1992-93 ACC Tournament (0-1)
 1993-94 ACC Tournament (0-1)
 1994-95 ACC Tournament (0-1)
 1995-96 ACC Tournament (0-1)
 1996-97 ACC Tournament (0-1)
 1997-98 ACC Tournament (0-1)
 1998-99 ACC Tournament (1-1)
 1999-00 ACC Tournament (1-1)

TOURNAMENT HISTORY

TOURNAMENT HISTORY

2001-02	ACC Tournament (1-1)
2002-03	ACC Tournament (1-1)
2003-04	ACC Tournament (0-1)
2004-05	ACC Tournament (0-1)
2005-06	ACC Tournament (0-1)
2006-07	ACC Tournament (1-1)
2007-08	ACC Tournament (1-1)
2008-09	ACC Tournament (2-1)
2009-10	ACC Tournament (0-1)
2010-11	ACC Tournament (0-1)
2011-12	ACC Tournament (3-0, Champions)
2012-13	ACC Tournament (1-1)
2013-14	ACC Tournament (1-1)
2014-15	ACC Tournament (1-1)
2015-16	ACC Tournament (1-1)
2016-17	ACC Tournament (1-1)
2017-18	ACC Tournament (0-1)

2018-19	ACC Tournament (2-1)
2019-20	ACC Tournament (Cancelled)
2020-21	ACC Tournament (1-1)
2021-22	ACC Tournament (0-1)
2022-23	ACC Tournament (0-1)

Postseason

1967-68	NCAA Tournament (0-1)
1971-72	NCAA Tournament (4-1, National Runner-up)
1977-78	NCAA Tournament (0-1)
1979-80	NCAA Tournament (1-1)
1983-84	National Invitation Tournament (1-1)
1986-87	National Invitation Tournament (1-1)
1987-88	NCAA Tournament (0-1)
1988-89	NCAA Tournament (0-1)
1990-91	NCAA Tournament (1-1)
1991-92	NCAA Tournament (2-1)
1992-93	NCAA Tournament (3-1)

1996-97	National Invitation Tournament (1-1)
1997-98	NCAA Tournament (1-1)
2003-04	National Invitation Tournament (1-1)
2005-06	National Invitation Tournament (1-1)
2006-07	National Invitation Tournament (2-1)
2007-08	National Invitation Tournament (0-1)
2008-09	NCAA Tournament (0-1)
2009-10	NCAA Tournament (0-1)
2010-11	NCAA Tournament (2-1)
2011-12	NCAA Tournament (1-1)
2012-13	National Invitation Tournament (0-1)
2013-14	National Invitation Tournament (3-1, Third)
2015-16	National Invitation Tournament (1-1)
2016-17	NCAA Tournament (1-1)
2017-18	NCAA Tournament (3-1)
2018-19	NCAA Tournament (2-1)
2019-20	NCAA Tournament (Cancelled)

IN-SEASON TOURNAMENTS

NAIB District 25 (Jacksonville, Fla.)

March 2, 1951	vs. Stetson	W	65-58
March 3, 1951	vs. Georgia Teachers	W	69-67 (champions)

NAIB District 25 (DeLand, Fla.)

Feb. 28, 1952	vs. Miami (Fla.)	W	73-70
Feb. 29, 1952	vs. Tampa	L	57-78
March 4, 1953	vs. Mercer	W	87-77
March 5, 1953	vs. Stetson	L	81-94

NAIB District 25 (Tallahassee, Fla.)

Feb. 28, 1955	vs. Stetson	W	86-77
March 1, 1955	vs. Georgia Teachers	W	91-83 (champions)

NAIB National Tournament (Kansas City, Mo.)

March 13, 1951	vs. South Dakota State	W	85-70
March 14, 1951	vs. Pepperdine	W	61-59
March 15, 1951	vs. Millikin	L	60-91 (quarterfinals)
March 7, 1955	vs. Montana State	W	93-84
March 9, 1955	vs. Beloit	L	88-110

AdvoCare Invitational (Lake Buena Vista, Calif.)

Nov. 22, 2018	UAB	W	81-63
Nov. 23, 2018	LSU	W	79-76 (OT)
Nov. 25, 2018	Villanova	L	60-66

All-College Tournament (Oklahoma City, Okla.)

Dec. 28, 1964	vs. DePaul	L	44-52
Dec. 29, 1964	vs. Creighton	L	77-85
Dec. 30, 1964	vs. Rice	W	81-56
Dec. 27, 1972	vs. Penn State	W	70-60
Dec. 28, 1972	vs. Brigham Young	L	77-80
Dec. 30, 1972	vs. Oklahoma City	W	94-80

Battle 4 Atlantis (Nassau, Bahamas)

Nov. 24, 2012	vs. UMass	W	73-53
Nov. 25, 2012	vs. Harvard	L	41-46
Nov. 26, 2012	vs. UConn	L	76-78 (OT)

Big Sun Classic (St. Petersburg, Fla.)

Dec. 21, 1973	vs. Western Kentucky	W	107-87
Dec. 22, 1973	vs. Wake Forest	W	66-48 (champions)
Dec. 19, 1975	vs. South Florida	W	78-51
Dec. 20, 1975	vs. Alabama	L	72-76
Dec. 9, 1977	vs. South Florida	W	76-67
Dec. 10, 1977	vs. Seton Hall	W	94-63 (champions)

Birmingham Classic (Birmingham, Ala.)

Dec. 16, 1977	vs. Texas A&M	W	100-77
Dec. 17, 1977	vs. Navy	W	82-55 (champions)

Bluebonnet Classic (Houston, Texas)

Jan. 4, 1974	vs. Texas A&M	W	99-79
Jan. 5, 1974	vs. Houston	L	74-79

Cable Car Classic (San Francisco, Calif.)

Dec. 17, 1976	vs. Santa Clara	W	94-80
Dec. 18, 1976	vs. San Francisco	L	87-93

Cabrillo Classic (San Diego, Calif.)

Dec. 29, 1982	at San Diego State	L	85-89
Dec. 30, 1982	vs. Tulsa	W	92-80

Carousel Tournament (Charlotte, N.C.)

Dec. 19, 1955	vs. Clemson	L	76-94
Dec. 20, 1955	vs. Boston University	W	86-52
Dec. 21, 1955	vs. Mississippi State	L	71-79

The Citadel Invitational (Charleston, S.C.)

Dec. 19, 1958	vs. Miami (Fla.)	L	79-85
Dec. 20, 1958	vs. Georgia	L	72-83

Coaches vs. Cancer Classic (Tallahassee, Fla. * and Brooklyn, N.Y. &)

Nov. 9, 2012	vs. South Alabama*	L	71-76
Nov. 12, 2012	vs. Buffalo*	W	95-68
Nov. 16, 2012	vs. BYU&	W	88-70
Nov. 17, 2012	vs. Saint Joseph's&	W	73-66

Colonial Classic (Tallahassee, Fla. * and Pittsburgh, Pa. &)

Nov. 12, 2006	vs. McNeese State*	W	85-65
Nov. 13, 2006	vs. Illinois State*	W	73-59
Nov. 14, 2006	vs. SMU*	W	59-52
Nov. 24, 2006	at Pittsburgh&	L	66-88

Corpus Christi Caller Times Challenge (Tallahassee, Fla. * and Corpus Christi, Texas &)

Nov. 22, 2004	vs. Texas A&M-Corpus Christi*	L	67-70
Nov. 24, 2004	vs. Shawnee State*	W	88-65
Nov. 27, 2004	vs. Kent State&	L	59-69
Nov. 28, 2004	vs. Texas Christian&	L	70-71

Cotton States Classic (Atlanta, Ga.)

Dec. 19, 1980	vs. Missouri	W	68-64
Dec. 20, 1980	vs. Georgia	W	64-62 (champions)

Dayton Invitational (Dayton, Ohio)

Dec. 22, 1972	vs. Alabama	L	68-74
Dec. 23, 1972	vs. Northwestern	W	91-73
Dec. 22, 1978	at Dayton	L	80-97
Dec. 23, 1978	vs. Penn State	L	57-64
Dec. 29, 1981	vs. UNC Charlotte	W	76-73
Dec. 30, 1981	at Dayton	L	79-93

Diamond Head Classic (Honolulu, HI)

Dec. 22, 2010	at Hawaii	W	70-62
Dec. 23, 2010	vs. Butler	L	64-67
Dec. 25, 2010	vs. Baylor	W	68-61

ECAC Holiday Festival (New York, N.Y.)

Dec. 27, 1989	vs. NC State	L	72-90
Dec. 29, 1989	vs. Rhode Island	W	95-76

Emerald Coast Classic (Tallahassee, Fla. * and Destin, Fla. &)

Nov. 20, 2019	vs. Chattanooga*	W	89-53
Nov. 25, 2019	vs. Chicago State*	W	113-56
Nov. 29, 2019	vs. Tennessee&	W	60-57
Nov. 30, 2019	vs. Purdue&	W	63-60 (OT)

Evansville Tournament (Evansville, Ind.)

Dec. 29, 1967	vs. George Washington	W	94-69
Dec. 30, 1967	vs. Evansville	L	67-76

Far West Classic (Portland, Ore.)

Dec. 27, 1971	vs. Washington	W	85-77
Dec. 29, 1971	vs. Oregon State	W	73-72
Dec. 30, 1971	vs. Washington State	W	85-61 (champions)
Dec. 26, 1975	vs. Washington	L	54-69
Dec. 27, 1975	vs. Oregon State	L	75-78
Dec. 28, 1975	vs. Colorado State	W	84-54

Fiesta Bowl Classic (Tucson, Ariz.)

Dec. 28, 2002	vs. Boston University	L	69-84
Dec. 30, 2002	vs. Davidson	W	82-66

Florida Four Tournament (Tampa, Fla.)

Dec. 4, 1981	vs. Jacksonville	W	94-93 (OT)
--------------	------------------	---	------------

TOURNAMENT HISTORY

Dec. 5, 1981	vs. South Florida.....	L	67-82	Nov. 24, 2016	vs. Temple ^{&}	L	86-89
Florida Four Tournament (Gainesville, Fla.)				Nov. 25, 2016	vs. Illinois ^{&}	W	72-61
Dec. 10, 1982	vs. South Florida.....	L	77-90	Old Dominion Classic (Norfolk, Va.)			
Dec. 11, 1982	vs. Jacksonville.....	W	81-66	Jan. 5, 1979	vs. Georgia Southern.....	W	96-83
Florida Sunshine Classic (Jacksonville, Fla.)				Jan. 6, 1979	vs. Old Dominion.....	L	76-80
Dec. 6, 1968	vs. Miami (Fla.).....	W	111-84	Old Spice Classic (Lake Buena Vista, Fla.)			
Dec. 7, 1968	vs. Jacksonville.....	W	93-88 (champions)	Nov. 26, 2009	vs. Iona.....	W	54-49
Dec. 7, 1970	vs. Southern Mississippi.....	W	117-84	Nov. 27, 2009	vs. Alabama.....	W	60-51
Dec. 8, 1970	vs. Jacksonville.....	L	108-114	Nov. 29, 2009	vs. Marquette.....	W	57-56 (champions)
Dec. 6, 1971	vs. Stetson.....	W	90-54	Orange Bowl Tournament (Miami, Fla.)			
Dec. 7, 1971	vs. Jacksonville.....	W	90-83 (champions)	Dec. 28, 1955	vs. West Virginia.....	L	69-78
Gator Bowl Tournament (Jacksonville, Fla.)				Dec. 29, 1955	vs. Santa Clara.....	L	59-61
Dec. 28, 1951	vs. Georgia.....	L	50-59	Dec. 30, 1955	vs. New York University.....	W	85-83
Dec. 29, 1951	vs. Clemson.....	L	56-62	Paradise Jam (St. Thomas, U.S. Virgin Islands)			
Dec. 30, 1951	vs. Florida.....	L	51-61	Nov. 20, 2016	vs. Hofstra.....	L	77-82
Dec. 27, 1954	vs. Florida.....	L	79-82	Nov. 21, 2016	vs. DePaul.....	W	83-67
Dec. 28, 1954	vs. Georgia.....	W	97-87	Nov. 22, 2016	vs. Ohio.....	W	90-81
Dec. 29, 1959	vs. Jacksonville.....	W	86-69	Pillsbury Classic (Minneapolis, Minn.)			
Dec. 30, 1959	vs. Georgia.....	L	66-69	Dec. 30, 1977	vs. Tulane.....	W	71-56
Dec. 28, 1960	vs. Georgia.....	L	56-62	Dec. 31, 1977	vs. Minnesota.....	L	74-88
Dec. 26, 1963	vs. Air Force.....	L	53-78	Pittsburgh Holiday Hoops Classic (Tallahassee, Fla. * and Pittsburgh, Pa. &)			
Dec. 27, 1963	vs. Manhattan.....	W	85-81	Nov. 24, 2003	vs. Georgetown College*.....	W	81-67
Dec. 29, 1969	vs. Army.....	W	86-51	Dec. 18, 2003	vs. Wagner*.....	W	83-62
Dec. 30, 1969	vs. Florida.....	W	88-63	Dec. 20, 2003	vs. Chicago State ^{&}	W	47-42
Glenn Wilkes Classic (Daytona Beach, Fla.)				Dec. 22, 2003	vs. Pittsburgh ^{&}	L	56-63
Nov. 16, 2007	vs. UAB.....	W	78-70	Puerto Rico Tip-Off (Bayamon, Puerto Rico)			
Nov. 17, 2007	vs. Cleveland State.....	L	66-69 (OT)	Nov. 21, 2013	vs. VCU.....	W	85-67
Nov. 18, 2007	vs. USF.....	L	67-68	Nov. 22, 2013	vs. Michigan.....	L	80-82 (OT)
Global Sports Classic (Tallahassee, Fla. * and Las Vegas, Nev. &)				Nov. 24, 2013	vs. Northeastern.....	W	62-60
Nov. 22, 2008	vs. Coastal Carolina*.....	W	82-70	Preseason NIT			
Nov. 24, 2008	vs. Western Illinois*.....	W	67-55	Nov. 18, 1992	vs. Siena.....	W	89-80
Nov. 28, 2008	vs. Cincinnati ^{&}	W	58-47	Nov. 20, 1992	vs. Iowa State.....	W	109-86
Nov. 29, 2008	vs. California ^{&}	W	80-77	Nov. 25, 1992	vs. Indiana.....	L	78-81 (OT)
Great Alaska Shootout (Anchorage, Alaska)				Nov. 27, 1992	vs. UCLA.....	L	83-86
Nov. 24, 1989	vs. Kansas State.....	L	70-71	Nov. 17, 1997	vs. Loyola (Md.).....	W	89-72
Nov. 25, 1989	vs. Alaska Anchorage.....	W	75-74	Nov. 19, 1997	vs. Utah State.....	W	66-55
Nov. 26, 1989	vs. Connecticut.....	L	60-63	Nov. 26, 1997	vs. Connecticut.....	W	67-60
Nov. 23, 2000	vs. Ohio State.....	L	65-90	Nov. 28, 1997	vs. Kansas.....	L	58-73
Nov. 24, 2000	vs. DePaul.....	L	74-80	Rainbow Classic (Honolulu, Hawaii)			
Nov. 25, 2000	vs. Rhode Island.....	W	86-71	Dec. 28, 1998	vs. Princeton.....	L	46-50
IPTAY Tournament (Clemson, S.C.)				Dec. 29, 1998	vs. Mississippi State.....	W	69-58
Nov. 26, 1976	vs. Toledo.....	W	70-66	Dec. 30, 1998	vs. Murray State.....	W	80-76 (OT)
Nov. 27, 1977	vs. Clemson.....	L	92-108	Red Lobster Classic (Orlando, Fla.)			
Jacksonville Classic (Jacksonville, Fla.* and Tallahassee, Fla.&)				Dec. 29, 1986	vs. Alcorn State.....	W	84-62
Nov. 21, 2022	vs. Loyola Marymount*.....	W	73-45	Dec. 28, 1987	vs. Pittsburgh.....	L	71-72
Nov. 22, 2022	vs. Missouri*.....	W	81-58	Dec. 29, 1987	vs. Central Florida.....	W	101-67
Nov. 24, 2017	vs. Boston University ^{&}	W	81-80 (OT)	Dec. 28, 1988	vs. Central Florida.....	W	97-64
Jamaica Classic (Montego Bay, Jamaica* and Tallahassee, Fla.&)				Dec. 29, 1988	vs. Villanova.....	L	67-68
Nov. 17, 2017	vs. Fordham*.....	W	67-43	Dec. 30, 1987	vs. Tennessee.....	W	91-90 (OT) (champions)
Nov. 19, 2017	vs. Colorado State*.....	W	90-73	Savannah Invitational (Savannah, Ga.)			
Nov. 24, 2017	vs. The Citadel ^{&}	W	113-78	Dec. 27, 1962	vs. Georgia.....	W	77-69
Louisville Holiday Classic (Louisville, Ky.)				Dec. 28, 1962	vs. Alabama.....	W	49-48
Dec. 26, 1974	vs. Purdue.....	W	69-66	Dec. 29, 1962	vs. Georgia Southern.....	W	79-60 (champions)
Dec. 27, 1974	vs. Louisville.....	L	61-79	Senior Bowl Tournament (Mobile, Ala.)			
Marshall Invitational (Marshall, W.V.)				Jan. 2, 1957	vs. Morehead State.....	L	75-97
Dec. 15, 1972	vs. Princeton.....	L	59-61	Jan. 3, 1957	vs. Furman.....	W	108-96
Dec. 16, 1972	vs. Baylor.....	W	85-67	Jan. 1, 1958	vs. The Citadel.....	L	57-59
Mercer Bear Classic (Macon, Ga.)				Jan. 2, 1958	vs. Georgia.....	W	92-80
Dec. 27, 1973	vs. Indiana State.....	L	92-93	Jan. 3, 1972	vs. Denver.....	W	88-70
Dec. 28, 1973	vs. Wisconsin-Milwaukee.....	W	84-82	Jan. 4, 1972	vs. Saint Louis.....	W	63-62 (champions)
Milwaukee Classic (Milwaukee, Wisc.)				Steel Bowl Tournament (Pittsburgh, Pa.)			
Dec. 15, 1967	vs. Marquette.....	L	58-78	Dec. 7, 1973	vs. Clemson.....	W	65-58
Dec. 16, 1967	vs. Louisiana State.....	W	130-100	Dec. 8, 1973	vs. Pittsburgh.....	L	60-82
Naismith Basketball Hall of Fame Tip-Off Classic (Tallahassee, Fla. * and Uncasville, Conn. &)				Sun Bowl Tournament (El Paso, Texas)			
Nov. 15, 2014	vs. Manhattan*.....	W	81-66	Dec. 18, 1970	vs. Southern California.....	L	85-94
Nov. 18, 2014	vs. Northeastern*.....	L	73-76	Dec. 19, 1970	vs. Miami (Ohio).....	L	64-67
Nov. 22, 2014	vs. Providence ^{&}	L	54-80	Tampa Invitational (Tampa, Fla.)			
Nov. 23, 2014	vs. UMass ^{&}	L	69-73	Dec. 20, 1965	vs. Virginia Military.....	W	65-64
NIT Season Tip-Off (Tallahassee, Fla. * and Brooklyn, N.Y. &)				Dec. 21, 1965	vs. Auburn.....	L	58-59
Nov. 18, 2016	vs. Winthrop*.....	W	100-86	Vanderbilt Invitational (Nashville, Tenn.)			
Nov. 20, 2016	vs. Detroit Mercy*.....	W	100-71	Dec. 18, 1964	vs. Oklahoma State.....	L	56-60

TOURNAMENT HISTORY

POSTSEASON TOURNAMENTS

Vermont Classic (Burlington, Vt.)

Dec. 29, 1976 vs. Army L 71-72
 Dec. 30, 1976 vs. Vermont W 76-67

NCAA APPEARANCES: 18

Overall Record: 23-18 (.561 winning percentage)
 Times To National Championship Game: 1 (1972)
 Times To Final Four: 1 (1972)
 Times To Elite Eight: 2 (1972, 1993, 2018)
 Times To Sweet 16: 7 (1972, 1992, 1993, 2011, 2018, 2019, 2021)

Overall Appearances

Year	Region/Round	Seed/Results
1968	Midwest Regional First Round	N/A (0-1)
1972	NCAA National Championship Game	N/A (4-1)
1978	Midwest Regional First Round	N/A (0-1)
1980	Midwest Regional Second Round	N/A 8 (1-1)
1988	West Regional First Round	12 (0-1)
1989	Southeast Regional First Round	4 (0-1)
1991	Southeast Regional Second Round	7 (1-1)
1992	West Regional Semifinals	3 (2-1)
1993	Southeast Regional Finals	3 (3-1)
1998	Midwest Regional Second Round	12 (1-1)
2009	East Regional First Round	5 (0-1)
2010	West Regional First Round	9 (0-1)
2011	Southwest Regional Semifinals	10 (2-1)
2012	East Regional Third Round	3 (1-1)
2017	West Regional Second Round	3 (1-1)
2018	West Regional Finals	9 (3-1)
2019	West Regional Semifinals	4 (2-1)
2020	NCAA Tournament Cancelled	
2021	East Regional Semifinals	4 (2-1)

1968 - Midwest Regional First Round

Site: Kent, Ohio Date: March 9, 1968
 East Tennessee State 79, Florida State 69

1972 - NATIONAL CHAMPIONSHIP GAME

Midwest Regional First Round

Site: Knoxville, Tenn. Date: March 11, 1972
 Florida State 83, Eastern Kentucky 81

Midwest Regional Semifinals/Finals

Site: Dayton, Ohio Dates: March 16-18, 1972
 Florida State 70, Minnesota 56
 Florida State 73, Kentucky 54

NCAA Semifinals/Finals

Site: Los Angeles, Calif. Dates: March 23-25, 1972
 Florida State 79, North Carolina 75
 UCLA 81, Florida State 76

1978 - Midwest Regional First Round

Site: Knoxville, Tenn. Date: March 11, 1978
 Kentucky 85, Florida State 76

1980 - Midwest Regional Second Round

Site: Bowling Green, Ken. Dates: March 7-9, 1980
 No. 8 Florida State 94, No. 9 Toledo 91
 No. 1 Kentucky 97, No. 8 Florida State 78

1988 - West Regional First Round

Site: Los Angeles, Calif. Date: March 18, 1988
 No. 5 Iowa 102, No. 12 Florida State 98

1989 - Southeast Regional First Round

Site: Knoxville, Tenn. Date: March 16, 1989
 No. 13 Middle Tennessee State 97, No. 4 Florida State 83

1991 - Southeast Regional Second Round

Site: Louisville, Ken. Date: March 14-16, 1991
 No. 7 Florida State 75, No. 10 Southern California 72
 No. 2 Indiana 82, No. 7 Florida State 60

1992 - West Regional Semifinals

West Regional First and Second Rounds

Site: Boise, Idaho Dates: March 19-21, 1992
 No. 3 Florida State 78, No. 14 Montana 68
 No. 3 Florida State 78, No. 6 Georgetown 68

West Regional Semifinals/Finals

Site: Albuquerque, N.M. Date: March 26, 1992
 No. 2 Indiana 85, No. 3 Florida State 74

1993 - Southeast Regional Finals

Southeast Regional First and Second Rounds

Site: Orlando, Fla. Date: March 18-20, 1993
 No. 3 Florida State 82, No. 14 Evansville 70
 No. 3 Florida State 94, No. 11 Tulane 63

Southeast Regional Semifinals and Finals

Site: Charlotte, N.C. Date: March 25-27, 1993
 No. 3 Florida State 81, No. 7 Western Kentucky 78 (OT)
 No. 1 Kentucky 106, No. 3 Florida State 81

1998 - Midwest Regional Second Round

Site: Oklahoma City, Okla. Dates: March 13-15, 1998
 No. 12 Florida State 96, No. 5 Texas Christian 87
 No. 13 Valparaiso 83, No. 12 Florida State 77 (OT)

2009 - East Regional First Round

Site: Boise, Idaho Dates: March 20, 2009
 No. 12 Wisconsin 61, Florida State 59 (OT)

2010 - West Regional First Round

Site: Buffalo, N.Y. Dates: March 18, 2010
 No. 8 Gonzaga 67, Florida State 60

2011 - Southwest Regional Semifinals

Site: Chicago, Ill. Dates: March 18-20, 2011
 No. 10 Florida State 57, No. 7 Texas A&M 50
 No. 10 Florida State 71, No. 2 Notre Dame 57

Southeast Regional Semifinals

Site: San Antonio, Texas Date: March 25, 2011
 No. 11 VCU 72, Florida State 71 (OT)

2012 - East Regional Third Round

Site: Nashville, Tenn. Dates: March 16-18, 2012
 No. 3 Florida State 66, No. 14 St. Bonaventure 63
 No. 6 Cincinnati 62, No. 3 Florida State 56

2017 - West Regional First and Second Rounds

Site: Orlando, Fla. Dates: March 16-18, 2017
 No. 3 Florida State 66, No. 14 Florida Gulf Coast 80
 No. 11 Xavier 91, Florida State 66

2018 - West Regional Finals

West Regional First and Second Rounds

Site: Nashville, Tenn. Dates: March 16-18, 2018
 No. 9 Florida State 67, No. 8 Missouri 54
 No. 9 Florida State 75, No. 1 Xavier 70

West Regional Semifinals/Finals

Site: Los Angeles, Calif. Dates: March 22-24, 2018
 No. 9 Florida State 75, No. 4 Gonzaga 60
 No. 3 Michigan 58, No. 9 Florida State 54

2019 - West Regional Semifinals

West Regional First and Second Rounds

Site: Hartford, Conn. Dates: March 21-23, 2019
 No. 4 Florida State 76, No. 13 Vermont 69
 No. 4 Florida State 90, No. 12 Murray State 62

West Regional Semifinals

Site: Anaheim, Calif. Dates: March 28, 2019
 No. 1 Gonzaga 72, No. 4 Florida State 58

2021 - East Regional Semifinals

East Regional First and Second Rounds

Site: Indianapolis, Ind. Dates: March 20-22, 2021
 No. 4 Florida State 64, No. 13 UNC Greensboro 54
 No. 4 Florida State 71, No. 5 Colorado 53

East Regional Semifinals

Site: Indianapolis, Ind. Dates: March 28, 2021
 No. 1 Michigan 76, No. 4 Florida State 58

NIT APPEARANCES: 10

Overall Record: 14-10 (.583 winning percentage)

Overall Appearances

Year	Florida State Results
1984	Second Round (1-1)
1987	Second Round (1-1)
1997	National Runners-Up (4-1)
2004	Second Round (1-1)
2006	Second Round (1-1)
2007	Quarterfinal Round (2-1)
2008	First Round (0-1)
2013	First Round (0-1)
2014	National Semifinals (3-1)
2016	Second Round (1-1)

1984

First Round

Site: Raleigh, N.C. Date: March 15, 1984
 Florida State 74, NC State 71 (OT)

Second Round

Site: Greensboro, N.C. Date: March 18, 1984
 Pittsburgh 66, Florida State 63

1987

First Round

Site: Tallahassee, Fla. Date: March 12, 1987
 Florida State 107, Rhode Island 92

Second Round

Site: Nashville, Tenn. Date: March 16, 1987
 Vanderbilt 109, Florida State 92

1997

CHAMPIONSHIP FINALS

First Round

Site: Syracuse, N.Y. Date: March 12, 1997
 Florida State 82, Syracuse 67

Second Round

Site: Tallahassee, Fla. Date: March 17, 1997
 Florida State 68, Michigan State 63

Third Round

Site: Morgantown, W.V. Date: March 19, 1997
 Florida State 76, West Virginia 71

Semifinals

Site: New York, N.Y. Date: March 25, 1997
 Florida State 71, Connecticut 65

Championship

Site: New York, N.Y. Date: March 27, 1997
 Michigan 82, Florida State 73

2004

First Round

Site: Wichita, Kan. Date: March 17, 2004
 Florida State 91, Wichita State 84 (2OT)

Second Round

Site: Tallahassee, Fla. Date: March 23, 2004
 Iowa State 62, Florida State 59

2006

First Round

Site: Tallahassee, Fla. Date: March 17, 2006
 Florida State 67, Butler 64

Second Round

Site: Tallahassee, Fla. Date: March 21, 2006
 South Carolina 69, Florida State 68 (OT)

2007

QUARTERFINAL ROUND

First Round

Site: Tallahassee, Fla. Date: March 13, 2007
 Florida State 77, Toledo 61

Second Round

Site: Tallahassee, Fla. Date: March 15, 2007
 Florida State 87, Michigan 66

Quarterfinal Round

Site: Starkville, Miss. Date: March 20, 2007
 Mississippi State 86, Florida State 71

2008

First Round

Site: Tallahassee, Fla. Date: March 18, 2008
 Akron 65, Florida State 60 (OT)

2013

First Round

Site: Tallahassee, Fla. Date: March 19, 2013
 Louisiana Tech 71, Florida State 66

2014

NATIONAL SEMIFINALS

First Round

Site: Tallahassee, Fla. Date: March 18, 2014
 Florida State 58, Florida Gulf Coast 53

Second Round

Site: Tallahassee, Fla. Date: March 24, 2014
 Florida State 101, Georgetown 90

Third Round

Site: Tallahassee, Fla. Date: March 26, 2014
 Florida State 78, Louisiana Tech 75

Semifinals

Site: New York, N.Y. Date: April 1, 2014
 Minnesota 67, Florida State 64 (OT)

2016

First Round

Site: Tallahassee, Fla. Date: March 15, 2016
 Florida State 74, Davidson 74

Second Round

Site: Valparaiso, Ind. Date: March 17, 2016
 Valparaiso 81, Florida State 69

TOURNAMENT HISTORY

NCAA TOURNAMENT HISTORY

YEAR	REGIONAL	OPPONENT	W/L	SCORE	SEED
1967-68	Midwest First Round	East Tennessee State	L	69-79	—
1971-72	Midwest First Round	Eastern Kentucky	W	83-81	—
	Midwest Regional Series	Minnesota	W	70-56	—
	Midwest Regional Final	Kentucky	W	73-54	—
	Final Four	North Carolina	W	79-75	—
	National Championship	UCLA	L	76-81	—
1977-78	Midwest First Round	Kentucky	L	76-85	—
1979-80	Midwest First Round	No. 9 Toledo	W	94-91	No. 8
	Midwest Second Round	No. 1 Kentucky	L	78-97	—
1987-88	West First Round	No. 5 Iowa	L	98-102	No. 12
1988-89	Southeast First Round	No. 13 Middle Tennessee State	L	83-97	No. 4
1990-91	Midwest First Round	No. 10 Southern California	W	75-72	No. 7
	Midwest Second Round	No. 2 Indiana	L	60-82	—
1991-92	West First Round	No. 14 Montana	W	78-68	No. 3
	West Second Round	No. 6 Georgetown	W	78-68	—
	West Regional Series	No. 2 Indiana	L	74-85	—
1992-93	Southeast First Round	No. 14 Evansville	W	82-70	No. 3
	Southeast Second Round	No. 11 Tulane	W	94-63	—
	Southeast Regional Semifinals	No. 7 W. Kentucky	W	81-78	—
	Southeast Regional Final	No. 1 Kentucky	L	81-106	—
1997-98	Midwest First Round	No. 5 Texas Christian	W	96-87	No. 12
	Midwest Second Round	No. 13 Valparaiso	L	77-83 (OT)	—
2008-09	East First Round	No. 12 Wisconsin	L	59-61 (OT)	No. 5
2009-10	West First Round	No. 8 Gonzaga	L	60-67	No. 9
2010-11	Southeast First Round	No. 7 Texas A&M	W	57-50	No. 9
	Southeast Regional Second Round	No. 2 Notre Dame	W	71-57	—
	Southeast Regional Semifinals	No. 11 VCU	L	71-72 (OT)	—
2011-12	East Regional Second Round	No. 14 St. Bonaventure	W	66-63	No. 3
	East Regional Third Round	No. 6 Cincinnati	L	56-62	—
2016-17	West Regional First Round	No. 14 Florida Gulf Coast	W	86-80	No. 3
	West Regional Second Round	No. 11 Xavier	L	61-91	—
2017-18	West Regional First Round	No. 8 Missouri	W	67-54	No. 9
	West Regional Second Round	No. 1 Xavier	W	75-70	—
	West Regional Semifinals	No. 4 Gonzaga	W	75-60	—
	West Regional Final	No. 3 Michigan	L	54-58	—
2018-19	West Regional First Round	No. 13 Vermont	W	76-69	No. 4
	West Regional Second Round	No. 12 Murray State	W	90-62	—
	West Regional Semifinals	No. 1 Gonzaga	L	58-72	—
2019-20	NCAA Tournament Cancelled				
2020-21	East Regional First Round	No. 13 UNC Greensboro	W	64-54	No. 4
	East Regional Second Round	No. 5 Colorado	W	71-53	—
	East Regional Semifinals	No. 1 Michigan	L	58-76	—

CONFERENCE TOURNAMENT HISTORY

ACC TOURNAMENT RESULTS

1992
Charlotte Coliseum, Charlotte, NC
Florida State 93, NC State 80 (Quarterfinals)
North Carolina 80, Florida State 76 (Semifinals)

1993
Charlotte Coliseum, Charlotte, NC
Clemson 87, Florida State 75 (Quarterfinals)

1994
Charlotte Coliseum, Charlotte, NC
North Carolina 83, Florida State 69 (Quarterfinals)

1995
Greensboro Coliseum, Greensboro, NC
Maryland 71, Florida State 64 (Quarterfinals)

1996
Greensboro Coliseum, Greensboro, NC
NC State 80, Florida State 65 (First Round)

1997
Greensboro Coliseum, Greensboro, NC
Wake Forest 66, Florida State 65 (Quarterfinals)

1998
Greensboro Coliseum, Greensboro, NC
NC State 65, Florida State 63 (First Round)

1999
Charlotte Coliseum, Charlotte, NC
Florida State 87, Clemson 85 (OT) (First Round)
Maryland 93, Florida State 69 (Quarterfinals)

2000
Charlotte Coliseum, Charlotte, NC
Florida State 63, Georgia Tech 62 (First Round)
Maryland 82, Florida State 61 (Quarterfinals)

2001
Georgia Dome, Atlanta, GA
Clemson 66, Florida State 64 (First Round)

2002
Charlotte Coliseum, Charlotte, NC
Florida State 91, Clemson 84 (OT) (First Round)
Maryland 85, Florida State 59 (Quarterfinals)

2003
Greensboro Coliseum, Greensboro, NC
Florida State 72, Clemson 61 (First Round)
Wake Forest 69, Florida State 61 (Quarterfinals)

2004
Greensboro Coliseum, Greensboro, NC
NC State 78, Florida State 71 (Quarterfinals)

2005
MCI Center, Washington, D.C.
NC State 70, Florida State 54 (First Round)

2006
Greensboro Coliseum, Greensboro, NC
Wake Forest 78, Florida State 66 (First Round)

2007
St. Pete Times Forum, Tampa, FL
Florida State 67, Clemson 66 (First Round)
North Carolina 73, Florida State 58 (Quarterfinals)

2008
Charlotte Bobcats Arena, Charlotte, NC
Florida State 70, Wake Forest 60 (First Round)
North Carolina 82, Florida State 70 (Quarterfinals)

2009
Georgia Dome, Atlanta, GA
Florida State 64, Georgia Tech 62 (Quarterfinals)
Florida State 73, North Carolina 70 (Semifinals)
Duke 79, Florida State 69 (Championship)

2010
Greensboro Coliseum, Greensboro, N.C.
NC State 58, Florida State 52 (Quarterfinals)

2011
Greensboro Coliseum, Greensboro, N.C.
Virginia Tech 52, Florida State 51 (Quarterfinals)

2012
Philips Arena, Atlanta, GA
Florida State 82, Miami 71 (First Round)
Florida State 62, Duke 59 (Semifinals)
Florida State 85, North Carolina 82 (Championship)

2013
Greensboro Coliseum, Greensboro, N.C.
Florida State 73, Clemson 69 (First Round)
North Carolina 83, Florida State 62 (Quarterfinals)

2014
Greensboro Coliseum, Greensboro, N.C.
Florida State 67, Maryland 65 (First Round)
Virginia 64, Florida State 51 (Quarterfinals)

2015
Greensboro Coliseum, Greensboro, N.C.
Florida State 76, Clemson 73 (First Round)
Virginia 58, Florida State 44 (Quarterfinals)

2016
Verizon Center, Washington, D.C.
Florida State 88, Boston College 88 (First Round)
Virginia Tech 96, Florida State 85 (Second Round)

2017
Barclays Center, Brooklyn, N.Y.
Florida State 74, Virginia Tech 68 (Quarterfinals)
Notre Dame 77, Florida State 73 (Semifinals)

2018
Barclays Center, Brooklyn, N.Y.
Louisville 82, Florida State 74 (Second Round)

2019
Spectrum Center, Charlotte, N.C.
Florida State 65, Virginia Tech 63 (OT) (Quarterfinals)
Florida State 69, Virginia 59 (Semifinals)
Duke 73, Florida State 63 (Championship)

2020
Greensboro Coliseum, Greensboro, N.C.
No. 1 Overall Seed
Tournament Cancelled (Champions)

2021
Greensboro Coliseum, Greensboro, N.C.
Florida State 69, North Carolina 66 (Semifinals)
Georgia Tech 80, Florida State 75 (Championship)

2022
Barclays Center, Brooklyn, N.Y.
Syracuse 96, Florida State 57 (second round)

2023
Greensboro Coliseum, Greensboro, NC
Georgia Tech 61, Florida State 60 (first round)

METRO TOURNAMENT RESULTS

1977
Mid-South Coliseum, Memphis, TN
Georgia Tech 72, Florida State 67 (First Round)

1978
Riverfront Coliseum, Cincinnati, OH
Florida State 71, Georgia Tech 69 (Semifinals)
Louisville 94, Florida State 93 (Championship)

1979
Mid-South Coliseum, Memphis, TN
Florida State 101, Tulane 92 (First Round)
Florida State 35, Memphis State 34 (Semifinals)
Virginia Tech 68, Florida State 60 (Championship)

1980
Freedom Hall, Louisville, KY
Florida State 85, Tulane 73 (First Round)
Florida State 79, Cincinnati 69 (Semifinals)
Louisville 81, Florida State 72 (Championship)

1981
Freedom Hall, Louisville, KY
Florida State 84, St. Louis 77 (First Round)
Cincinnati 58, Florida State 57 (Semifinals)

1982
Mid-South Coliseum, Memphis, TN
Florida State 54, Tulane 49 (First Round)
Louisville 97, Florida State 73 (Semifinals)

1983
Riverfront Coliseum, Cincinnati, OH
Memphis State 84, Florida State 74 (Semifinals)

1984
Mid-South Coliseum, Memphis, TN
Florida State 72, South Carolina 65 (First Round)
Memphis State 65, Florida State 63 (Semifinals)

1985
Freedom Hall, Louisville, KY
Florida State 97, Virginia Tech 93 (First Round)
Florida State 75, Cincinnati 65 (Semifinals)
Memphis State 90, Florida State 86 (OT) (Championship)

1986
Freedom Hall, Louisville, KY
Florida State 77, Virginia Tech 76 (First Round)
Memphis State 73, Florida State 71 (Semifinals)

1987
Freedom Hall, Louisville, KY
South Carolina 86, Florida State 85 (First Round)


1988
Mid-South Coliseum, Memphis, TN
Florida State 84, Cincinnati 74 (First Round)
Memphis State 81, Florida State 74 (Semifinals)

1989
Carolina Coliseum, Columbia, SC
Louisville 94, South Carolina 63 (Semifinals)
Louisville 87, Florida State 80 (Championship)


1990
Gulf Coast Coliseum, Biloxi, MS
Cincinnati 65, Florida State 64 (OT) (First Round)

1991
Roanoke Civic Center, Roanoke, VA
Florida State 65, South Carolina 55 (First Round)
Florida State 91, Virginia Tech 71 (Semifinals)
Florida State 76, Louisville 69 (Champion)


NCAA TOURNAMENT HISTORY



Dave Cowens helped Florida State to its first berth in the NCAA Tournament.




Florida State played in the 1972 NCAA National Championship game against UCLA.



George McCloud helped Florida State reach the 1988 NCAA Tournament with an 18.2 PPG average for the season.

Rodney Dobard helped Florida State win six NCAA Tournament games in three different seasons.



1967-68: COWENS AND FLORIDA STATE MAKE THEIR FIRST NCAA APPEARANCE

Led by sophomore Dave Cowens, Florida State made its first NCAA Tournament appearance during the 1967-68 season. The Seminoles finished the year with a 19-8 record after a 79-69 loss to East Tennessee State in the first round of the Mideast Regional. Cowens had an outstanding season averaging 18.8 points and 17.0 rebounds per game while hitting 53.8 percent (206-of-383) from the floor. Junior Jeff Hogan (15.8 ppg) and sophomore Jan Gies (12.7 ppg) also averaged in double figures for head coach Hugh Durham's second FSU team.

1971-72: THE UPSTART SEMINOLES SHOCK THE COLLEGE BASKETBALL WORLD

Entering the 1971-72 season, Florida State head coach Hugh Durham had one primary goal for his players. Said Durham, "I want to get our players to play to their potential. If they do that, the wins will take care of themselves." By any standard, Durham succeeded. That season, Florida State fielded its most successful team in school history. The season culminated with an NCAA Mideast Regional Championship, a trip to the Final Four and a date with five-time defending national champion UCLA and legendary coach John Wooden in the national championship game. Along the way to the title game, Florida State knocked off perennial powers Minnesota, Kentucky and North Carolina. In the championship game, FSU fell just five points short of a national title, going down 81-76 to the Bruins.

1977-78: COACH DURHAM TAKES HIS FINAL FSU TEAM BACK TO THE TOURNAMENT

Florida State found its way back to the NCAA Tournament in head coach Hugh Durham's final season at FSU, 1977-78. The Seminoles rolled through the Metro Conference to win the league's regular season title with an 11-1 record before falling in the conference tournament title game to Louisville 94-93. FSU's season ended in the NCAA Mideast Regional when it lost to eventual national champion Kentucky 85-76. Harry Davis capped his Seminole career by leading Florida State in scoring (19.5 ppg) and rebounding (7.4 rpg).

1979-80: COACH JOE WILLIAMS GUIDES THE SEMINOLES TO THE TOURNAMENT IN HIS SECOND SEASON

The trio of guard Mickey Dillard, forward Murray Brown and center Elvis Rolle helped Florida State to its second postseason appearance in three seasons with its trip to the 1980 NCAA Tournament. The Seminoles posted a 22-9 record and finished as Metro Conference runners-up. FSU beat Toledo 94-91 in the first round of the NCAA Mideast Regional for its first postseason win in eight years before being eliminated by Kentucky. Dillard led Florida State with a 20.4 points per game scoring average while Brown (18.6) and Rolle (15.3) also averaged in double figures for head coach Joe Williams' club.

1987-88: COACH PAT KENNEDY'S CINDERELLA SEMINOLES RETURN TO THE NCAA SHOW AFTER SEVEN YEARS

Head coach Pat Kennedy's second team at Florida State returned to the NCAA Tournament after a seven-year absence. The Seminoles' Cinderella season began with low expectations as the Tribe had been picked to finish near the basement of the Metro Conference standings. But two personnel decisions turned the season into a satisfying one for Seminole fans. The first was to move a previously overweight, seldom-used forward to point guard and the other was to offer a scholarship to a junior college transfer whose left leg was shorter than his right. The twosome - George McCloud (point guard) and Tony Dawson (junior college transfer) - transformed FSU into an NCAA Tournament club that earned the 12th seed in the West Regional before falling to Iowa 102-98 in the first round. McCloud (18.2 ppg) and Dawson (17.9 ppg) both averaged more than 17 points per game for the 19-11 Seminoles.

1988-89: FSU RETURNS TO THE TOURNAMENT FOR THE SECOND YEAR IN A ROW

Florida State used the 1988-89 season to serve as a national coming-out party. The Seminoles topped one outstanding season with another, making the NCAA Tournament in consecutive seasons for the first time in school history. FSU, which returned four starters from the previous year, opened the season by winning 16 of its first 17 games, the best start in school history, and rose to as high as No. 8 in the national polls. The Seminoles also won the Metro Conference regular season crown, earned the fourth seed in the NCAA Southeast Regional and finished with a 22-8 record. George McCloud (22.8 ppg) and Tony Dawson (21.0 ppg) again led FSU by both averaging at least 21.0 points per game.

1990-91: CHARLIE WARD MAKES THE DIFFERENCE, AS SEMINOLES ADVANCE TO SECOND ROUND

After a one-year absence, Florida State returned to the NCAA Tournament in 1990-91. Heading into the season, most experts thought that it would be head coach Pat Kennedy's most challenging since coming to Tallahassee. The Seminoles struggled early in the season and opened the year just 5-5. But in game 11 head coach Pat Kennedy inserted Charlie Ward in the starting lineup at point guard and FSU began to surge. Florida State won 12 of its final 17 games and rolled through the Metro Conference Tournament in three games to claim its first tournament title in its final season in the league. The Seminoles were the seventh seed in the NCAA Tournament's Midwest Regional and defeated USC in the first round 75-72, for FSU's first tournament win since 1980. Florida State's season would end with a 21-11 record after a second-round loss to Indiana.

1991-92: ANOTHER SEMINOLE CINDERELLA SQUAD MAKES THE SWEET 16

Not many college basketball experts predicted that Florida State's first game and season in the Atlantic Coast

NCAA TOURNAMENT HISTORY

Conference would be so successful. The Seminoles' first game turned out to be one of the greatest wins in school history and the season was one of the finest in program annals. FSU's ACC opener at North Carolina would provide a glimpse of what was to follow that season. Playing without star forward Doug Edwards and with just one senior on the roster, the Seminoles went into the Dean Smith Center and stunned the fifth-ranked Tar Heels 86-74 before more than 19,000. Florida State rolled on to a 22-10 record, an 11-5 conference record and second-place finish, and an appearance in the NCAA Tournament's Sweet 16. Seeded third in the West Regional, FSU defeated Montana and Georgetown before giving Indiana everything it could handle in defeat.

1992-93: ANOTHER STEP UP THE LADDER: THE ELITE EIGHT

One year after advancing to the Sweet 16 of the NCAA Tournament, the 1992-93 Seminoles did their predecessor one better – a trip to the Elite Eight. The second-most successful season in Florida State basketball history ended just 40 minutes shy of the Final Four with a loss to Kentucky in the Southeast Regional Championship Game. Led by the quintet of Sam Cassell, Rodney Dobard, Doug Edwards, Bob Sura and Charlie Ward, the Seminoles went 25-10, including a 12-4 mark in the ACC. Florida State's 25 wins were the second most in school history.

1997-98: COACH STEVE ROBINSON TAKES THE SEMINOLES BACK TO THE BIG SHOW

Steve Robinson's first season as the Seminoles' head coach was a successful one as he took his team back to the NCAA Tournament. Florida State opened the season by winning 12 of its first 14 games, including an 84-79 win over defending national champion Arizona in Tallahassee. After a late season stumble, FSU picked itself back up in the first round of the NCAA Tournament's Midwest Regional. The Seminoles, seeded 12th, played one of their best games of the year in beating No. 5 Texas Christian 96-87. Florida State's season would end in the second round with a heart-breaking 83-77 overtime loss to Valparaiso and an 18-14 record.

2008-09: LEONARD HAMILTON RETURNS SEMINOLES TO NCAA TOURNAMENT

Leonard Hamilton, who was named the 2009 National Coach of the Year by Basketball Times and the ACC Coach of the Year by the Atlantic Coast Sports Media Association, guided the Florida State men's basketball team to one of the most successful seasons in school history in 2009. The Seminoles finished the season with a 25-10 record, a No. 5 seed in the NCAA Tournament and the first ACC Championship game appearance in school history. The Seminoles defeated four ranked teams including No. 1 North Carolina in the semifinals of the ACC Tournament during the season. The Seminoles faced No. 12 seed Wisconsin in a dreaded five-12 game and lost in the first round to the Badgers, 61-59 in overtime in Boise, Idaho.

2010-11: SEMINOLES WIN THEIR WAY BACK TO THE SWEET SIXTEEN

With victories over No. 2 seeded and No. 5 ranked Notre Dame and No. 7 seeded and No. 20 ranked Texas A&M, the Seminoles advanced to the Sweet 16 of the NCAA

Tournament for the fourth time in school history and the first time since 1993. It marked the second time in school history that Florida State had defeated two ranked teams in the same NCAA Tournament. With four victories over ranked teams during the season – including No. 1 Duke – the Seminoles finished the season with a 23-11 overall record and an 11-5 mark in the ACC. Florida State was the best defensive team in the nation for the second consecutive season as it led the nation in field goal percentage defense and ranked fifth nationally in blocked shots. The Seminoles defeated Texas A&M and Notre Dame in the second and third rounds of the NCAA Tournament before falling to VCU in the Southeast Regional semifinals.

2011-12: SEMINOLES REACH NCAA TOURNEY

FOR FOURTH STRAIGHT SEASON

Coach Leonard Hamilton's Seminoles reached the NCAA Tournament for the fourth straight year in 2012. Florida State earned the third seed in the NCAA Tournament's East Regional, after capturing the first ACC Tournament Championship in school history by defeating Miami, Duke and North Carolina in Atlanta, Georgia. The win over the Tar Heels was the second of the year for Florida State versus UNC, as FSU also handed the third-ranked Tar Heels a 90-57 destruction in Tallahassee on January 14, 2012. The third-seeded Seminoles opened NCAA play with a win over No. 14 seeded St. Bonaventure. Two days later, Florida State was upset by the No. 6 seeded Cincinnati Bearcats.

2016-17: HAMILTON'S YOUNG SEMINOLE TEAM

EARNs NCAA TOURNAMENT BID AFTER FIVE-YEAR ABSENCE


For the first time in five years, coach Leonard Hamilton guided a young FSU Seminole squad to an NCAA Tournament appearance and number three seed in the West Regional. It was a memorable season for the Seminoles, with a 26-9 final record that left them one win short of matching the school's all-time mark for single season victories. FSU posted seven wins over ranked opponents, finished tied for second in the brutal Atlantic Coast Conference and matched its highest-ever seeding in the NCAA tournament. After dispatching in-state neighbor Florida Gulf Coast in Orlando in the first round of the NCAA Tournament, the Seminoles fell to a hot-shooting 11th-seeded Xavier group after the Musketeers made 11 of 17 shots from beyond the arc. Two players from the 2016-17 Seminoles were later picked in the NBA draft: Dwayne Bacon and Jonathan Isaac.

2017-18: SEMINOLES ADVANCE TO THE ELITE EIGHT FOR THE FIRST TIME IN A QUARTER OF A CENTURY


Florida State advanced to the Elite Eight of the NCAA Tournament for the first time under Leonard Hamilton and for only the third time in school history. The Seminoles finished with a 23-12 record, a 9-9 mark in ACC play, won the Jamaica Classic and played in the NCAA Tournament for the second consecutive season and for the sixth time in the last 10 years. Florida State was one of two ACC teams which advanced to the Elite Eight of the NCAA Tournament, defeated a near school-record six nationally ranked teams and three teams seeded higher than them in the



Tony Dawson led Florida State to the NCAA Tournament in both 1988 and 1989.



Bob Sura, Florida State's all-time leading scorer, played in the 1992 and 1993 NCAA Tournaments.



Leonard Hamilton led FSU to a No. 5 seed in the 2009 NCAA Tournament and a No. 3 seed in the 2012 NCAA Tournament.



Florida State defeated three higher seeds in the 2018 NCAA Tournament and advanced to the Elite Eight-- just one win shy of playing in the second NCAA Final Four in school history.

SERIES RECORDS

SERIES RECORDS BY OPPONENT

Opponent (Games Played)	Record	Opponent (Games Played)	Record	Opponent (Games Played)	Record	Opponent (Games Played)	Record	Opponent (Games Played)	Record
Air Force (1)	0-1	Duke (54)	11-43	Louisiana Monroe (2)	2-0	Ohio State (6)	0-6	Southern Methodist (1)	1-0
Akron (1)	0-1	Duquesne (4)	2-2	Louisiana State (6)	3-3	Oklahoma (2)	0-2	Southern Mississippi (26)	18-8
Alabama (16)	8-8	East Carolina (1)	1-0	Louisiana Tech (2)	1-1	Oklahoma City (6)	4-2	Southern University (1)	1-0
Alabama A&M (1)	1-0	East Tennessee State (4)	1-3	Louisville (52)	18-34	Oklahoma State (2)	0-2	Spring Hill (6)	3-4
Alabama-Birmingham (4)	4-0	Eastern Kentucky (7)	6-1	Loyola-Maryland (2)	2-0	Old Dominion (1)	0-1	Stetson (54)	42-11
Alabama State (3)	3-0	Eckerd (1)	1-0	Loyola Marymount (3)	3-0	Oral Roberts (2)	2-0	Stevenville (1)	0-1
Alaska-Anchorage (1)	1-0	Elon (1)	1-0	Loyola of New Orleans (21)	8-13	Oregon (1)	1-0	Stanford	0-1
Alcorn State (2)	2-0	Erskine (2)	1-1	Maine (3)	3-0	Oregon State (3)	2-1	Syracuse (16)	6-10
American (1)	0-1	Evansville (2)	1-1	Manhattan (4)	4-0	Palm Beach Atlantic (1)	1-0	Tampa (39)	31-8
Arizona (4)	3-1	Fairleigh Dickinson (3)	3-0	Marist (1)	1-0	Panama Nationals (1)	1-0	Temple (4)	1-3
Arkansas (2)	1-1	Florida (74)	29-45	Marquette (4)	2-2	Paris Island Marines (2)	0-2	Tennessee (9)	4-5
Arkansas-Little Rock (1)	1-0	Florida A&M (5)	5-0	Marshall (4)	1-3	Penn	1-0	Tennessee-Chattanooga (3)	3-0
Arkansas State (2)	1-1	Florida Atlantic (5)	5-0	Maryland (55)	15-30	Penn State (4)	3-1	Tennessee-Martin (3)	3-0
Army (3)	1-2	Florida Gulf Coast (2)	2-0	Maryland-Baltimore County (2)	2-0	Pepperdine (3)	3-0	Tennessee State (1)	1-0
Auburn (31)	8-23	Florida Institute of Technology (1)	1-0	Maryland-Eastern Shore (1)	1-0	Pittsburgh (23)	7-16	Tennessee Tech (2)	2-0
Austin Peay (1)	1-0	Florida International (10)	9-1	Massachusetts (8)	4-4	Princeton (3)	0-3	Texas (2)	2-0
Baylor (3)	3-0	Florida Presbyterian (1)	1-0	McNeese State (1)	1-0	Providence (3)	1-2	Texas A&M (4)	3-1
Beloit (1)	0-1	Florida Southern (30)	23-7	Memphis (53)	22-31	Purdue (6)	4-2	Texas A&M-Corpus Christi (4)	3-1
Bethune-Cookman (1)	1-0	Fordham (1)	1-0	Mercer (26)	17-9	Radford (1)	1-0	Texas Christian (3)	1-2
Binghamton (1)	1-0	Furman (10)	7-3	Miami (Fla.) (91)	54-37	Rhode Island (3)	3-0	Texas Pan American (2)	2-0
Birmingham Southern (4)	2-2	Gardner Webb (2)	2-0	Miami (Ohio) (1)	0-1	Rhodes College (1)	0-1	Texas Southern (2)	2-0
Boston College (22)	13-9	George Washington (4)	3-0	Michigan (5)	1-4	Rice (7)	5-2	Toledo (3)	3-0
Boston University (4)	2-2	Georgetown (4)	4-0	Michigan State (2)	1-1	Richmond (4)	1-3	Troy State (11)	9-2
Bowling Green (1)	1-0	Georgetown College (1)	1-0	Middle Tennessee State (1)	0-1	Rider (1)	1-0	Tulane (38)	26-12
Bradley (1)	0-1	Georgia (31)	19-12	Millikin (1)	0-1	Robert Morris (1)	1-0	Tulsa (4)	4-0
Brigham Young (2)	1-1	Georgia Southern (19)	15-4	Millsaps (2)	2-0	Rollins (22)	20-2	UCLA (2)	0-2
Bucknell (1)	1-0	Georgia State (7)	7-0	Minnesota (11)	5-6	Rutgers (2)	2-0	UNC Asheville (3)	3-0
Buffalo (1)	1-0	Georgia Tech (78)	45-33	Mississippi (4)	3-1	Saint Bonaventure (1)	1-0	UNC Charlotte (6)	4-2
Butler (5)	2-3	Gonzaga (3)	1-2	Mississippi College (6)	5-1	Saint Francis (Pa.) (1)	1-0	UNC Greensboro (5)	5-0
Cal (1)	1-0	Hardin-Simmons (1)	1-0	Mississippi State (10)	5-5	Saint John's (NY)	0-1	Union (TN) (1)	0-1
California (Pa.) (1)	1-0	Hartford (1)	1-0	Missouri (5)	4-1	Saint Joseph's (Pa.) (2)	2-0	Utah State (1)	1-0
California-Irvine (1)	1-0	Harvard (1)	0-1	Missouri State (1)	0-1	Saint Leo (3)	3-0	Valdosta State (15)	15-0
California-Santa Barbara (1)	1-0	Hawaii (4)	2-2	Missouri Western (1)	1-0	Saint Louis (13)	12-1	Valparaiso (2)	0-2
California State-Bakersfield (1)	1-0	High Point (1)	1-0	Normouth College (2)	2-0	Saint Peter's (1)	1-0	Vanderbilt (4)	1-3
Campbell (2)	2-0	Hofstra (4)	3-1	Montana (1)	1-0	Saint Thomas (6)	6-0	Vermont (2)	2-0
Canisius (3)	2-1	Houston (5)	2-3	Montana State (1)	1-0	Sam Houston State (1)	1-0	Villanova (2)	0-2
Centenary (5)	2-3	Howard (1)	1-0	Morehead State (2)	1-1	Samford (Howard) (12)	12-0	Virginia (56)	28-28
Central Connecticut State (1)	1-0	Idaho (1)	1-0	Morgan State (3)	3-0	San Diego State (1)	0-1	VCU (3)	2-1
Central Florida (13)	12-1	Illinois (1)	1-0	Morningside (1)	1-0	San Francisco (1)	0-1	Virginia Military (3)	2-1
Central Methodist (MO) (2)	0-2	Illinois State (4)	3-1	Mount Saint Mary's (1)	1-0	Santa Clara (2)	1-1	Virginia Tech (60)	36-24
Charleston, College of (3)	3-0	Indiana (6)	1-5	Murray State (4)	3-1	Savannah State (3)	3-0	Wagner (1)	1-0
Charleston Southern (11)	11-0	Indiana State (1)	0-1	Navy (1)	1-0	Seton Hall (4)	3-1	Wake Forest (56)	29-28
Chicago State (2)	2-0	Iona (2)	2-0	Nebraska (3)	1-2	Sewanee (6)	3-3	Washington (2)	1-1
Cincinnati (38)	22-16	Iowa (3)	1-2	Nevada-Las Vegas (1)	0-1	Shawnee State (1)	1-0	Washington State (1)	1-0
The Citadel (11)	7-4	Iowa State (2)	1-1	New Hampshire (1)	1-0	Siena (2)	1-1	West Virginia (4)	1-3
Clemson (83)	46-35	Jacksonville (67)	48-19	New Mexico (4)	3-1	South Alabama (13)	10-3	Western Carolina (4)	3-1
Cleveland State (4)	2-2	Jacksonville State (Ala.) (3)	3-0	New Orleans (5)	3-2	South Carolina (31)	16-15	Western Illinois (1)	1-0
Coastal Carolina (2)	2-0	James Madison (2)	2-0	New York University (1)	1-0	South Carolina-Aiken (2)	1-0	Western Kentucky (7)	7-0
Colorado (1)	1-0	Kansas (2)	0-2	Nicholls State (4)	4-0	South Carolina-Spartanburg (2)	1-0	Wichita State (1)	1-0
Colorado State (2)	2-0	Kansas State (2)	0-2	Norfolk State (1)	1-0	South Carolina State (1)	1-0	Winthrop (2)	2-0
Connecticut (8)	5-3	Kennesaw State (1)	1-0	North Carolina (69)	16-53	South Carolina Upstate	1-0	Wisconsin (3)	0-3
Creighton (1)	0-1	Kent State (3)	1-2	North Carolina State (72)	30-32	South Dakota (1)	1-0	Wisconsin-Green Bay (1)	1-0
Culver-Stockton (1)	0-1	Kentucky (8)	2-6	North Florida (7)	7-0	South Dakota State (1)	1-0	Wisconsin-Milwaukee (3)	3-0
Davidson (2)	2-0	La Salle (4)	3-1	Northeastern (2)	1-1	South Florida (33)	21-12	Wofford (2)	0-2
Dayton (6)	3-3	Lafayette (1)	1-0	Northwestern (5)	3-2	Southeast Missouri State (2)	2-0	Xavier (Ohio) (3)	1-2
Denver (1)	1-0	Lamar Tech (1)	1-0	Notre Dame (15)	10-5	Southeastern Louisiana (2)	2-0		
DePaul (6)	3-3	Lambuth (2)	0-2	Oglethorpe (3)	2-1	Southern California (4)	2-2		
Detroit-Mercy (2)	2-0	Lipscomb (3)	2-1	Ohio (3)	2-1	Southern Illinois (2)	1-1		
Drury (1)	0-1	Louisiana-Lafayette (4)	4-0						

SERIES RECORDS — GAME-BY-GAME

Air Force (0-1) H-0-0; A-0-0; N-0-1		Alabama State (3-0) H-3-0; A-0-0; N-0-0		Arkansas State (1-1) H-1-0; A-0-1; N-0-0		Dec. 15, 1990..... H L 96-99
Dec. 26, 1963..... N L 53-78		Feb. 24, 1988..... H W 108-90		Feb. 4, 1953..... A L 77-88		Dec. 6, 1998..... H L 68-80
Akron (0-1) H-0-1; A-0-0; N-0-0		Feb. 13, 1991..... H W 113-88		Feb. 20, 1954..... H W 78-68		Dec. 5, 1999..... A L 54-55
March 18, 2008..... H L (OT) 60-65		Feb. 19, 1997..... H W 94-49		Army (1-2) H-0-1; A-0-0; N-1-1		Dec. 17, 2009..... H W 76-72
Alabama (8-8) H-4-1; A-2-5; N-2-2		Alaska-Anchorage (1-0) H-0-0; A-0-0; N-1-0		Feb. 7, 1957..... H L 62-71		Jan. 3, 2011..... A L 60-65
Dec. 14, 1959..... A W 86-74		Nov. 25, 1989..... N W 75-74		Dec. 29, 1969..... N W 86-51		Jan. 4, 2012..... H W 85-56
Jan. 31, 1961..... H W 68-57		Alcorn State (2-0) H-1-0; A-0-0; N-1-0		Dec. 29, 1976..... N L 71-72		Jan. 2, 2013..... A L 72-78
Jan. 31, 1962..... A W 57-72		Dec. 29, 1986..... N W 84-62		Auburn (8-23) H-6-8; A-2-10; N-0-5		Austin Peay (1-0) H-1-0; A-0-0; N-0-0
Dec. 10, 1962..... H W 72-53		Nov. 21, 2005..... H W 85-67		Dec. 17, 1958..... A L 74-95		Dec. 4, 1976..... H W 97-87
Dec. 28, 1962..... N W 49-48		American (0-1) H-0-1; A-0-0; N-0-0		Dec. 29, 1958..... H L 62-69		Baylor (3-0) H-0-0; A-0-0; N-3-0
Jan. 28, 1963..... N W 63-61		Dec. 22, 2001..... H L 72-77		Dec. 12, 1959..... A L 58-62		Dec. 19, 1964..... N W 84-62
Dec. 9, 1963..... A L 53-62		Arizona (3-1) H-2-0; A-1-1; N-0-0		Dec. 28, 1959..... H L 63-76		Dec. 16, 1972..... N W 85-67
Jan. 29, 1964..... H W 95-77		Jan. 5, 1970..... A W 87-78		Dec. 10, 1960..... A L 57-74		Dec. 25, 2010..... N W 68-61
Dec. 7, 1964..... A L 73-76		Dec. 31, 1970..... H W 95-85		Jan. 17, 1961..... N L 67-74		Beloit (0-1) H-0-0; A-0-0; N-0-1
Jan. 30, 1965..... H L 66-75		Dec. 6, 1994..... A L 78-96		Dec. 9, 1961..... A W 56-52		March 9, 1955..... N L 88-110
Dec. 28, 1966..... A L 79-80		Dec. 23, 1997..... H W 84-79		Dec. 30, 1961..... H L 57-62		Bethune-Cookman (1-0) H-1-0; A-0-0; N-0-0
Dec. 22, 1972..... N L 68-74		Arkansas (1-1) H-0-1; A-0-0; N-1-0		Dec. 8, 1962..... A L 47-65		Dec. 5, 1993..... H W 80-70
Dec. 20, 1975..... N L 72-76		Jan. 18, 1989..... N W 112-105		Dec. 21, 1962..... H L 70-77		Binghamton (1-0) H-1-0; A-0-0; N-0-0
Dec. 16, 1985..... A L 89-100		Jan. 21, 1991..... H L 92-109		Dec. 7, 1963..... H W 69-67		Dec. 21, 2000..... H W 79-57
Dec. 6, 1986..... A W 72-71		Arkansas-Little Rock (1-0) H-1-0; A-0-0; N-0-0		Jan. 28, 1964..... A L 59-63		Birmingham Southern (2-2) H-2-1; A-0-1; N-0-0
Nov. 27, 2009..... N W 60-51		Dec. 22, 1992..... H W 95-64		Dec. 5, 1964..... A L 68-92		Feb. 23, 1949..... H L 44-50
Alabama A&M (1-0) H-1-0; A-0-0; N-0-0				Jan. 25, 1965..... H W 58-55		Jan. 21, 1950..... A L 45-55
Dec. 31, 2009..... H W 81-34				Dec. 21, 1965..... N L 58-59		Dec. 4, 2001..... H W 78-62
Alabama-Birmingham (4-0) H-1-0; A-1-0; N-2-0				Dec. 27, 1965..... N L 64-80		Dec. 5, 1983..... H L 69-76
Dec. 30, 1978..... A W 85-66				Dec. 27, 1966..... N L 59-67		Dec. 15, 2004..... H W 56-47
Feb. 20, 1980..... H W 89-87				Dec. 4, 1978..... A W 71-70		
Nov. 16, 2007..... N W 78-70				Feb. 4, 1980..... H W 73-69		
Nov. 22, 2018..... N W 81-63				Dec. 17, 1980..... N L 74-78		
				Dec. 19, 1981..... H L 76-77		
				Dec. 1, 1982..... A L 68-78		
				Dec. 5, 1983..... H L 69-76		
				Dec. 3, 1989..... H W 82-78		

SERIES RECORDS

SERIES RECORDS — GAME-BY-GAME

Boston College (13-9)		
H-9-2; A-3-7; N-1-0		
Jan. 14, 2006.....A	L	87-90
Jan. 23, 2007.....A	L	82-85
Feb. 11, 2007.....H	L	67-68
Feb. 23, 2008.....H	W	66-63
Feb. 24, 2009.....A	L	67-72
Jan. 30, 2010.....A	W	61-57
Feb. 14, 2010.....H	W	62-47
Jan. 22, 2011.....H	W	67-51
Feb. 8, 2012.....A	L	60-64
Feb. 16, 2013.....H	W	69-66
March 4, 2014.....A	W	74-70
Feb. 18, 2015.....H	W	69-60
Jan. 26, 2016.....A	W	72-62
March 8, 2016.....N	W	88-66
Feb. 20, 2017.....H	W	104-72
Jan. 15, 2018.....A	L	75-81
March 3, 2018.....H	W	85-76
Jan. 20, 2019.....A	L	82-87
March 7, 2020.....H	W	80-62
March 3, 2021.....H	W	93-64
Feb. 21, 2022.....A	L	55-71
Feb. 18, 2023.....H	L	69-75
Boston University (2-2)		
H-1-0; A-0-1; N-1-1		
Dec. 20, 1955.....N	W	86-52
Dec. 28, 2002.....N	L	69-84
Feb. 24, 2009.....A	L	67-72
Nov. 24, 2022.....H	W	(OT) 81-80
Bowling Green (1-0)		
H-0-0; A-0-0; N-1-0		
Dec. 17, 2005.....N	W	71-60
Bradley (0-1)		
H-0-0; A-0-1; N-0-0		
Dec. 8, 1956.....A	L	66-90
Brigham Young (1-1)		
H-0-0; A-0-0; N-1-1		
Dec. 29, 1972.....N	L	77-80
Nov. 16, 2012.....N	W	88-70
Bucknell (1-0)		
H-1-0; A-0-0; N-0-0		
Nov. 28, 1987.....H	W	87-58
Buffalo (1-0)		
H-1-0; A-0-0; N-0-0		
Nov. 12, 2012.....H	W	95-68
Butler (2-3)		
H-2-0; A-0-1; N-0-2		
Dec. 30, 1996.....H	W	87-68
Dec. 23, 1998.....A	L	65-77
March 17, 2006.....H	W	67-63
Dec. 15, 2007.....N	L	68-79
Dec. 23, 2010.....N	L	64-67
California (1-0)		
H-0-0; A-0-0; N-1-0		
Nov. 29, 2008.....N	W	80-77
California (Pa.) (1-0)		
H-0-0; A-0-0; N-1-0		
Jan. 9, 1986.....W	W	113-75
California-Irvine (1-0)		
H-1-0; A-0-0; N-0-0		
Jan. 30, 1971.....H	W	82-69
California-Santa Barbara (1-0)		
H-1-0; A-0-0; N-0-0		
Jan. 18, 1965.....H	W	62-61
California State-Bakersfield (1-0)		
H-1-0; A-0-0; N-0-0		
Dec. 18, 1974.....H	W	96-66
Campbell (2-0)		
H-2-0; A-0-0; N-0-0		
Dec. 29, 2001.....H	W	93-47
Dec. 22, 2005.....H	W	108-73
Canisius (2-1)		
H-2-0; A-0-1; N-0-0		
Feb. 6, 1974.....H	W	91-74
Jan. 25, 1975.....A	L	75-81
Nov. 19, 2018.....H	W	93-61
Centenary (2-3)		
H-2-0; A-0-3; N-0-0		
March 1, 1957.....A	L	74-92
Feb. 2, 1959.....A	L	63-87
Jan. 7, 1960.....H	W	81-71
Feb. 11, 1963.....H	W	82-68
Feb. 8, 1964.....A	L	72-79

Central Connecticut State (1-0)		
(Formerly known as Connecticut St. Teachers)		
H-1-0; A-0-0; N-0-0		
Dec. 14, 1950.....H	W	76-68
Central Florida (12-1)		
H-8-1; A-2-0; N-2-0		
Nov. 28, 1980.....H	W	57-41
Nov. 26, 1983.....H	W	95-56
Jan. 6, 1986.....H	W	76-58
Jan. 26, 1987.....H	W	76-57
Dec. 29, 1987.....N	W	101-67
Jan. 28, 1988.....H	W	93-69
Nov. 25, 1989.....H	W	133-79
Dec. 28, 1989.....N	W	97-64
Nov. 14, 2011.....H	W	73-50
Nov. 13, 2013.....A	W	80-68
Dec. 6, 2014.....H	W	96-73
Dec. 19, 2020.....H	L	74-86
Nov. 11, 2022.....A	L	54-68
Central Methodist (Mo.) (0-2)		
H-0-1; A-0-1; N-0-0		
Dec. 19, 1949.....A	L	50-62
Dec. 15, 1952.....H	L	59-62
Charleston (3-0)		
H-2-0; A-1-0; N-0-0		
Dec. 15, 1949.....H	W	72-37
Dec. 9, 1950.....A	W	74-54
Dec. 18, 2007.....H	W	66-61
Charleston Southern (11-0)		
(Formerly known as Baptist College)		
H-11-0; A-0-0; N-0-0		
Jan. 14, 1976.....H	W	107-54
Feb. 5, 1977.....H	W	139-72
Jan. 10, 1981.....H	W	87-60
Jan. 18, 1984.....H	W	92-75
Dec. 18, 2008.....H	W	71-48
Dec. 5, 2011.....H	W	76-51
Dec. 30, 2013.....H	W	67-59
Nov. 28, 2014.....H	W	58-47
Dec. 21, 2015.....H	W	75-64
Nov. 12, 2016.....H	W	88-67
Dec. 18, 2017.....H	W	69-58
Chicago State (2-0)		
H-1-0; A-0-0; N-1-0		
Dec. 20, 2003.....N	W	47-42
Nov. 25, 2019.....H	W	113-56
Cincinnati (22-16)		
H-12-3; A-6-10; N-4-3		
March 4, 1972.....A	L	64-88
Jan. 13, 1973.....H	W	78-74
Feb. 10, 1973.....A	L	62-89
Dec. 27, 1977.....A	L	75-77
Jan. 17, 1978.....H	W	76-66
Jan. 27, 1979.....A	W	80-77
Feb. 17, 1979.....H	W	76-71
Feb. 2, 1980.....A	W	54-52
Feb. 9, 1980.....H	W	77-74
Feb. 29, 1980.....N	W	79-69
Jan. 5, 1981.....A	W	79-77
Feb. 14, 1981.....H	L	79-80
March 6, 1981.....N	L	57-58
Feb. 20, 1982.....A	L	83-84
Feb. 27, 1982.....H	L	71-73
Jan. 22, 1983.....H	W	86-78
Feb. 5, 1983.....A	L	48-63
Jan. 14, 1984.....H	W	71-57
Feb. 29, 1984.....A	W	85-64
Jan. 2, 1985.....A	L	63-62
Feb. 27, 1985.....H	W	86-60
March 8, 1985.....N	W	76-65
Jan. 11, 1986.....H	W	76-73
Feb. 15, 1986.....A	L	72-78
Jan. 17, 1987.....A	L	67-69
Feb. 2, 1987.....H	W	77-75
Jan. 23, 1988.....A	W	74-71
Feb. 6, 1988.....H	W	101-68
March 11, 1988.....N	W	84-74
Jan. 21, 1989.....H	W	95-80
Feb. 4, 1989.....A	W	66-65
Jan. 11, 1990.....H	L	69-72
Feb. 8, 1990.....A	L	62-82
March 8, 1990.....N	L	64-65
Jan. 10, 1991.....H	W	72-67
Feb. 7, 1991.....A	L	67-76
Nov. 28, 2008.....N	W	58-42
March 18, 2012.....N	L	56-62
The Citadel (7-4)		
H-5-1; A-2-2; N-0-1		
Jan. 1, 1958.....N	L	57-59
Jan. 5, 1960.....H	L	74-76
Feb. 15, 1960.....A	L	60-100
Feb. 6, 1961.....H	W	83-77
Feb. 18, 1961.....A	L	66-79
Dec. 19, 1966.....A	W	83-67
Jan. 2, 1968.....A	W	96-75
Feb. 7, 1968.....H	W	93-50
Dec. 30, 1999.....H	W	77-51

Nov. 25, 2014.....H	W	66-55
Nov. 24, 2017.....H	W	113-78
Clemson (46-35)		
H-26-10; A-13-23; N-7-3		
Dec. 28, 1951.....N	L	56-62
Dec. 19, 1955.....N	L	76-94
Dec. 18, 1959.....A	L	64-68
Dec. 12, 1960.....H	W	74-57
Dec. 19, 1960.....A	W	65-64
Jan. 14, 1961.....H	L	77-82
Jan. 8, 1962.....A	L	69-75
Feb. 7, 1969.....A	W	70-67
Jan. 22, 1970.....H	W	122-80
Dec. 7, 1973.....N	W	65-58
Nov. 27, 1976.....A	L	92-108
Feb. 8, 1992.....H	W	102-90
Feb. 18, 1992.....A	L	67-68
Jan. 20, 1993.....A	W	89-71
Feb. 20, 1993.....H	W	102-92
March 12, 1993.....N	L	75-87
Jan. 19, 1994.....H	W	60-57
Feb. 19, 1994.....A	W	79-71
Jan. 18, 1995.....A	W	67-66
Feb. 18, 1995.....H	W	62-57
Jan. 17, 1996.....H	W	75-62
Feb. 17, 1996.....A	L	59-67
Jan. 11, 1997.....H	L	70-76
Feb. 23, 1997.....A	W	67-65
Jan. 13, 1998.....A	L	65-86
Feb. 15, 1998.....H	L	49-78
Jan. 12, 1999.....H	W	70-64
Feb. 14, 1999.....A	L	45-78
March 4, 1999.....N	W	(OT) 87-85
Jan. 12, 2000.....H	W	60-57
Feb. 12, 2000.....A	L	84-58
Jan. 31, 2001.....H	W	(OT) 88-84
March 3, 2001.....A	W	75-63
March 8, 2001.....H	L	64-66
Jan. 24, 2002.....H	W	68-63
Feb. 23, 2002.....A	L	78-87
March 7, 2002.....N	W	(OT) 91-84
Jan. 21, 2003.....H	W	60-59
Feb. 22, 2003.....A	L	60-74
March 13, 2003.....N	W	72-61
Jan. 13, 2004.....A	L	48-53
Feb. 14, 2004.....H	W	65-52
Jan. 12, 2005.....H	L	54-56
Feb. 27, 2005.....A	L	74-83
Jan. 4, 2006.....A	L	55-61
Feb. 1, 2006.....H	W	69-59
Jan. 3, 2007.....H	L	66-68
Feb. 7, 2007.....A	L	58-71
March 8, 2007.....N	W	67-66
Jan. 12, 2008.....A	L	(2OT) 85-97
Feb. 19, 2008.....H	W	64-55
Feb. 7, 2009.....A	W	65-61
Feb. 28, 2009.....H	W	73-66
Feb. 10, 2010.....A	L	67-77
Feb. 28, 2010.....H	L	50-53
Dec. 12, 2010.....H	W	75-69
Jan. 29, 2011.....A	L	44-62
Jan. 7, 2012.....A	L	59-79
March 4, 2012.....H	W	80-72
Jan. 5, 2013.....A	W	74-66
Jan. 24, 2013.....H	W	60-57
March 14, 2013.....N	W	73-69
Jan. 9, 2014.....A	W	56-41
Feb. 1, 2014.....H	L	53-49
Jan. 19, 2015.....A	W	59-55
Feb. 4, 2015.....H	L	56-62
March 11, 2015.....N	W	76-73
Jan. 2, 2016.....H	L	75-84
Jan. 30, 2016.....A	W	76-65
Feb. 5, 2017.....H	W	109-61
Feb. 25, 2017.....A	W	76-74
Feb. 14, 2018.....H	W	(OT) 81-79
Feb. 28, 2018.....A	L	63-76
Jan. 22, 2019.....H	W	77-68
Feb. 19, 2019.....A	W	77-64
Dec. 8, 2019.....H	W	72-53
Feb. 29, 2020.....A	L	69-70
Dec. 29, 2020.....A	L	67-77
Jan. 23, 2021.....H	W	80-61
Feb. 2, 2022.....A	L	69-75
Feb. 15, 2022.....H	W	81-80
Jan. 28, 2023.....H	L	81-82
Feb. 15, 2023.....A	L	54-94
Cleveland State (2-2)		
H-2-0; A-0-1; N-0-1		
Feb. 18, 1980.....H	W	86-83
Dec. 19, 2000.....A	L	(2OT) 85-87
Dec. 19, 2001.....H	W	76-63
Nov. 17, 2007.....N	L	(OT) 66-69
Coastal Carolina (2-0)		
H-2-0; A-0-0; N-0-0		
Dec. 21, 2006.....H	W	78-65
Nov. 22, 2008.....H	W	82-70

Colorado (1-0)		
H-0-0; A-0-0; N-1-0		
March 22, 2021.....N	W	71-53
Colorado State (2-0)		
H-0-0; A-0-0; N-2-0		
Dec. 28, 1975.....N	W	84-54
Nov. 19, 2017.....N	W	90-73
Connecticut (5-3)		
H-1-1; A-1-0; N-3-2		
Jan. 6, 1973.....H	W	91-55
Nov. 26, 1989.....N	L	60-63
Feb. 6, 1993.....A	W	86-74
Dec. 12, 1995.....H	L	61-79
March 25, 1997.....N	W	(OT) 71-65
Nov. 26, 1997.....N	W	67-60
Nov. 26, 2011.....N	L	(OT) 76-78
Dec. 8, 2018.....N	W	79-71
Creighton (0-1)		
H-0-0; A-0-0; N-0-1		
Dec. 29, 1964.....N	L	77-85
Culver-Stockton (0-		

SERIES RECORDS

SERIES RECORDS — GAME-BY-GAME

Jan. 12, 2011.....	H	W	66-61
Jan. 21, 2012.....	A	W	76-73
Feb. 23, 2012.....	H	L	66-74
March 10, 2012.....	N	W	62-59
Feb. 2, 2013.....	H	L	60-79
Jan. 25, 2014.....	A	L	56-78
Feb. 9, 2015.....	H	L	70-73
Feb. 25, 2016.....	A	L	65-80
Jan. 10, 2017.....	H	W	88-72
Feb. 28, 2017.....	A	L	70-75
Dec. 30, 2017.....	A	L	93-100
Jan. 12, 2019.....	H	L	78-80
March 16, 2019.....	N	L	63-73
Feb. 10, 2020.....	A	L	65-70
Jan. 18, 2022.....	H	W	(OT) 79-78
Feb. 19, 2022.....	A	L	70-88
Dec. 31, 2022.....	A	L	67-86

Duquesne (2-2)

H-1-0; A-0-2; N-1-0			
Dec. 1, 1956.....	A	L	54-80
Feb. 4, 1965.....	N	W	62-58
Dec. 29, 1991.....	H	W	88-73
Dec. 15, 1992.....	A	L	84-91

East Carolina (1-0)

H-1-0; A-0-0; N-0-0			
Feb. 3, 1968.....	H	W	110-100

East Tennessee State (1-3)

H-1-1; A-0-2; N-0-0			
Dec. 3, 1955.....	A	L	54-80
Dec. 15, 1956.....	H	L	59-65
March 9, 1968.....	A	L	69-79
Jan. 8, 1972.....	H	W	106-83

Eastern Kentucky (6-1)

H-2-0; A-2-1; N-2-0			
Dec. 17, 1966.....	A	L	59-81
Dec. 4, 1971.....	H	W	96-83
March 11, 1972.....	N	W	83-81
Dec. 10, 1973.....	A	W	93-60
Dec. 4, 1974.....	N	W	87-70
Jan. 4, 1975.....	H	W	107-75
Dec. 6, 1975.....	A	W	65-59

Eckerd (1-0)

H-1-0; A-0-0; N-0-0			
Nov. 27, 1978.....	H	W	116-71

Elon (1-0)

H-1-0; A-0-0; N-0-0			
Nov. 23, 2001.....	H	W	89-59

Erskine (1-1)

H-1-0; A-0-1; N-0-0			
Feb. 5, 1948.....	A	L	45-47
Feb. 28, 1948.....	H	W	49-48

Evansville (1-1)

H-0-0; A-0-1; N-1-0			
Dec. 30, 1967.....	A	L	67-76
March 18, 1993.....	N	W	82-70

Fairleigh Dickinson (3-0)

H-3-0; A-0-0; N-0-0			
Feb. 26, 1974.....	H	W	86-58
Jan. 11, 1978.....	H	W	85-43
Dec. 6, 2003.....	H	W	83-46

Florida (29-45)

H-13-16; A-9-23; N-7-6			
Dec. 29, 1951.....	N	L	51-61
Dec. 27, 1954.....	N	L	79-82
Dec. 10, 1956.....	N	L	65-67
Dec. 11, 1957.....	A	L	70-71
Dec. 13, 1958.....	H	W	82-60
Dec. 5, 1959.....	A	L	71-81
Dec. 14, 1960.....	H	L	67-74
Feb. 22, 1961.....	A	L	74-75
Dec. 7, 1961.....	A	W	85-71
Feb. 21, 1962.....	A	W	79-56
Dec. 6, 1962.....	H	L	59-80
Jan. 23, 1963.....	A	L	50-52
Dec. 3, 1963.....	H	L	55-78
Jan. 23, 1964.....	A	L	50-52
Dec. 9, 1964.....	H	W	51-50
Feb. 23, 1965.....	A	L	65-77
Dec. 8, 1965.....	A	L	62-75
Jan. 18, 1966.....	H	L	65-74
Dec. 7, 1966.....	A	L	30-50
Feb. 22, 1967.....	H	L	75-90
Dec. 7, 1967.....	H	L	87-95
Feb. 21, 1968.....	A	L	64-89
Dec. 30, 1969.....	N	W	88-63
Dec. 9, 1978.....	N	W	68-61
Dec. 8, 1979.....	N	W	87-70
Dec. 13, 1980.....	N	L	74-81
Jan. 26, 1981.....	A	W	82-71
Dec. 12, 1981.....	N	L	65-81
Jan. 11, 1982.....	H	W	82-67
Dec. 19, 1982.....	H	L	63-84
Dec. 2, 1983.....	A	W	67-60

Dec. 23, 1983.....	H	W	87-64
Nov. 30, 1984.....	H	L	65-68
Feb. 4, 1985.....	A	L	79-86
Nov. 29, 1985.....	A	L	66-85
Nov. 28, 1986.....	H	W	80-76
Dec. 12, 1987.....	A	L	48-71
Dec. 3, 1988.....	H	W	104-86
Dec. 1, 1989.....	A	L	69-82
Nov. 30, 1990.....	H	L	68-85
Jan. 27, 1992.....	A	W	68-67
Jan. 2, 1993.....	H	L	86-89
Dec. 18, 1993.....	N	W	69-59
Feb. 21, 1994.....	A	L	61-72
Dec. 17, 1994.....	N	L	(2 OT) 65-71
Feb. 20, 1995.....	H	L	62-75
Dec. 16, 1995.....	N	W	74-52
Dec. 21, 1996.....	N	W	79-65
Dec. 14, 1997.....	N	W	83-81
Nov. 20, 1998.....	H	L	66-82
Nov. 19, 1999.....	A	L	61-96
Nov. 17, 2000.....	H	L	70-85
Nov. 16, 2001.....	A	L	47-68
Dec. 6, 2002.....	H	L	57-58
Jan. 3, 2004.....	A	L	73-87
Jan. 2, 2005.....	H	W	82-69
Nov. 25, 2005.....	A	L	66-74
Dec. 3, 2006.....	H	W	70-66
Nov. 23, 2007.....	A	W	65-51
Dec. 7, 2008.....	H	W	57-55
Nov. 24, 2009.....	A	L	52-68
Nov. 28, 2010.....	H	L	51-55
Dec. 22, 2011.....	H	L	64-82
Dec. 5, 2012.....	H	L	47-72
Nov. 29, 2013.....	A	L	66-67
Dec. 30, 2014.....	H	W	65-63
Dec. 29, 2015.....	A	W	73-71
Dec. 11, 2016.....	H	W	83-78
Dec. 4, 2017.....	A	W	83-66
Nov. 6, 2018.....	H	W	81-60
Nov. 10, 2019.....	A	W	63-51
Dec. 12, 2020.....	H	W	83-71
Nov. 14, 2021.....	A	L	55-71
Nov. 18, 2022.....	H	L	67-76

Florida A&M (5-0)

H-5-0; A-0-0; N-0-0			
Nov. 30, 1979.....	H	W	101-63
Feb. 21, 1981.....	H	W	92-79
Nov. 29, 1981.....	H	W	81-67
Dec. 6, 1982.....	H	W	81-79
Dec. 7, 1991.....	H	W	(forfeit) 2-0

Florida Atlantic (5-0)

H-5-0; A-0-0; N-0-0			
Dec. 1, 1993.....	H	W	110-59
Dec. 3, 1994.....	H	W	101-63
Dec. 2, 1996.....	H	W	93-56
Dec. 2, 1997.....	H	W	90-52
Dec. 19, 2015.....	N	W	64-59

Florida Gulf Coast (2-0)

H-1-0; A-0-0; N-1-0			
March 18, 2014.....	H	W	58-53
March 16, 2017.....	N	W	86-80

Florida Institute of Technology (1-0)

H-1-0; A-0-0; N-0-0			
Dec. 14, 1985.....	H	W	122-83

Florida International (9-1)

H-7-1; A-2-0; N-0-0			
Dec. 10, 1983.....	H	W	94-75
Dec. 3, 1984.....	H	W	97-43
Dec. 2, 1987.....	H	W	121-75
Nov. 27, 1988.....	H	W	100-75
Dec. 29, 1990.....	A	W	92-73
Nov. 25, 1994.....	H	W	88-41
Nov. 28, 1995.....	H	W	92-44
Dec. 12, 2004.....	H	L	60-65
Dec. 6, 2009.....	H	W	82-62
Nov. 18, 2010.....	A	W	89-66

Florida Presbyterian (1-0)

H-0-0; A-0-0; N-0-0			
Dec. 2, 1967.....	A	W	90-66

Florida Southern (23-7)

H-13-1; A-9-6; N-0-1			
Feb. 13, 1948.....	A	L	41-47
Feb. 21, 1948.....	H	W	55-48
Dec. 10, 1948.....	H	W	46-38
Dec. 11, 1948.....	H	W	63-45
Jan. 13, 1950.....	A	L	65-71
Jan. 14, 1950.....	A	L	48-59
Feb. 28, 1950.....	A	L	56-68
Dec. 16, 1950.....	A	W	86-55
Jan. 13, 1951.....	H	W	44-41
Jan. 16, 1952.....	A	L	51-54
Jan. 23, 1952.....	H	W	72-53
Feb. 13, 1953.....	A	W	71-69
Feb. 13, 1953.....	A	W	79-77
Jan. 13, 1954.....	A	W	98-80
Jan. 21, 1954.....	H	W	99-71

Jan. 7, 1955.....	A	W	73-69
Feb. 7, 1955.....	H	W	84-63
Feb. 13, 1956.....	H	W	92-74
Feb. 18, 1956.....	A	W	85-81
Feb. 5, 1957.....	A	L	63-78
Feb. 11, 1957.....	H	L	67-73
Feb. 24, 1966.....	H	W	99-54
Feb. 18, 1967.....	A	W	84-76
Feb. 10, 1968.....	H	W	104-82
Feb. 27, 1969.....	A	W	84-79
Feb. 10, 1970.....	H	W	98-74
Feb. 25, 1971.....	A	W	74-66
Jan. 29, 1972.....	H	W	84-63
Dec. 18, 1978.....	H	W	106-75
Feb. 11, 1980.....	A	W	85-77

Fordham (1-0)

H-0; A-0; 1-0			
Nov. 17, 2017.....	N	W	67-43

Furman (7-3)

H-4-1; A-2-2; 1-0			
Jan. 3, 1957.....	N	W	108-96
Dec. 14, 1957.....	N	L	89-95
Dec. 6, 1958.....	H	W	73-72
Feb. 13, 1960.....	A	W	105-98
Feb. 20, 1961.....	H	W	99-57
Jan. 6, 1962.....	A	L	64-67
Feb. 6, 1964.....	H	W	57-48
Dec. 30, 1983.....	H	W	93-91
Dec. 29, 1984.....	A	W	97-75
Dec. 4, 2000.....	H	L	(OT) 74-79

Gardner Webb (2-0)

H-2-0; A-0-0; N-0-0			
Nov. 15, 2010.....	H	W	78-53
Dec. 21, 2020.....	H	W	72-59

George Washington (3-0)

H-0-0; A-2-0; N-1-0			
Dec. 29, 1967.....	A	W	94-69
Jan. 25, 1979.....	A	W	71-68
Dec. 4, 2016.....	N	W	67-48

Georgetown (4-0)

H-3-0; A-0-0; N-1-0			
Dec. 20, 1969.....	H	W	98-65
Jan. 8, 1973.....	H	W	101-70
March 21, 1992.....	N	W	78-68
March 24, 2014.....	H	W	101-90

Georgetown College (1-0)

H-1-0; A-0-0; N-0-0			
Nov. 24, 2003.....	H	W	81-67

Georgia (19-12)

H-9-3; A-6-5; N-4-4			
Jan. 17, 1948.....	A	L	46-65
Feb. 12, 1948.....	H	L	42-44
Dec. 27, 1951.....	N	L	50-79
Dec. 28, 1954.....	N	W	97-87
Jan. 15, 1955.....	H	W	90-81
Feb. 14, 1955.....	A	W	88-79
Jan. 13, 1956.....	A	W	79-76
March 5, 1956.....	H	W	80-75
Jan. 1, 1957.....	H	L	68-72
Jan. 21, 1957.....	A	W	86-63
Jan. 2, 1958.....	N	W	92-80
March 3, 1958.....	H	W	85-77
Dec. 20, 1958.....	N	L	72-83
Jan. 18, 1959.....	A	L	91-94
Dec. 30, 1959.....	N	L	66-69
Dec. 29, 1960.....	H	W	95-82
Dec. 28, 1960.....	N	L	56-62
Feb. 16, 1961.....	A	W	77-68
Feb. 15, 1962.....	A	W	71-62
March 2, 1962.....	H	W	101-69
Dec. 27, 1962.....	N	W	77-69
Jan. 14, 1963.....	H	W	88-54
Jan. 17, 1963.....	A	L	76-90
Jan. 18, 1964.....	H	W	64-63
March 3, 1964.....	A	L	70-85
Jan. 7, 1965.....	A	W	64-55
March 6, 1965.....	H	W	85-83
Jan. 3, 1966.....	A	L	57-63
March 5, 1966.....	H	W	87-69
Dec. 20, 1980.....	N	W	64-62
Dec. 1, 19			

SERIES RECORDS

SERIES RECORDS — GAME-BY-GAME

Gonzaga (1-2)			
H-0-0; A-0-0; N-1-2			
March 19, 2010.....N	L	60-67	
March 22, 2018.....N	W	75-60	
March 28, 2019.....N	L	58-72	
Hardin-Simmons (1-0)			
H-1-0; A-0-0; N-0-0			
Jan. 21, 1987.....H	W	93-79	
Hartford (1-0)			
H-1-0; A-0-0; N-0-0			
Dec. 5, 2010.....H	W	60-38	
Harvard (0-1)			
H-0-0; A-0-0; N-0-1			
Nov. 25, 2012.....N	L	41-46	
Hawaii (2-2)			
H-1-0; A-1-2; N-0-0			
Jan. 23, 1969.....H	W	92-60	
Dec. 18, 1971.....A	L	(forfeit) 10-30	
Dec. 22, 1971.....A	L	76-80	
Dec. 22, 2010.....A	W	70-62	
High Point (1-0)			
H-1-0; A-0-0; N-0-0			
Dec. 18, 2006.....H	W	81-64	
Hofstra (3-1)			
H-3-0; A-0-0; N-0-1			
Jan. 26, 1968.....H	W	109-71	
Nov. 30, 1973.....H	W	92-63	
Jan. 18, 1975.....H	W	107-71	
Nov. 20, 2015.....N	L	77-82	
Houston (2-3)			
H-2-0; A-0-3; N-0-0			
Feb. 5, 1962.....A	L	76-84	
Jan. 26, 1963.....H	W	76-69	
Jan. 15, 1972.....H	W	86-79	
Feb. 4, 1972.....A	L	86-94	
Jan. 5, 1974.....A	L	74-79	
Howard (1-0)			
H-1-0; A-0-0; N-0-0			
Nov. 26, 1995.....H	W	97-81	
Idaho (1-0)			
H-1-0; A-0-0; N-0-0			
Nov. 24, 1998.....H	W	70-57	
Illinois (1-0)			
H-0-0; A-0-0; N-1-0			
Nov. 25, 2016.....N	W	72-61	
Illinois State (3-1)			
H-3-0; A-0-1; N-0-0			
Dec. 3, 1974.....H	W	72-70	
Feb. 2, 1976.....A	L	80-82	
Feb. 12, 1976.....H	W	109-81	
Nov. 13, 2006.....H	W	73-59	
Indiana (1-5)			
H-1-0; A-0-2; N-0-3			
Dec. 8, 1975.....A	L	59-83	
March 16, 1991.....N	L	60-82	
March 26, 1992.....N	L	74-85	
Nov. 25, 1992.....N	L	(OT) 78-81	
Dec. 3, 2019.....A	L	64-80	
Dec. 9, 2020.....H	W	(OT) 69-67	
Indiana State (0-1)			
H-0-0; A-0-0; N-0-1			
Dec. 27, 1973.....N	L	92-93	
Iona (2-0)			
H-1-0; A-0-0; N-1-0			
Nov. 26, 2009.....N	W	54-49	
Nov. 15, 2016.....H	W	99-78	
Iowa (1-2)			
H-1-0; A-0-1; N-0-1			
March 18, 1988.....N	L	98-102	
Dec. 2, 2002.....H	W	80-67	
Dec. 2, 2015.....A	L	(OT) 75-78	
Iowa State (1-1)			
H-1-1; A-0-0; N-0-0			
Nov. 20, 1992.....H	W	109-86	
March 23, 2004.....H	L	59-62	
Jacksonville (48-19)			
H-23-13; A-23-5; N-2-0			
Dec. 29, 1959.....H	W	86-69	
Feb. 22, 1964.....A	W	101-77	
Feb. 10, 1965.....A	W	97-74	
Jan. 24, 1966.....H	L	86-90	
Feb. 10, 1966.....A	W	78-49	
Jan. 23, 1967.....A	W	81-70	
Feb. 8, 1967.....H	W	68-67	
Jan. 16, 1968.....A	W	92-79	
Feb. 16, 1968.....H	W	106-65	

Dec. 7, 1968.....H	W	93-88	
Jan. 4, 1969.....H	L	68-76	
Feb. 1, 1969.....A	W	93-89	
Jan. 27, 1970.....A	W	89-83	
Feb. 18, 1970.....H	L	81-85	
Dec. 8, 1970.....H	L	108-114	
Jan. 27, 1971.....H	L	65-83	
Feb. 15, 1971.....A	L	79-90	
Dec. 7, 1971.....H	W	90-83	
Jan. 26, 1972.....A	L	82-84	
Feb. 23, 1972.....H	W	70-61	
Jan. 20, 1973.....H	L	66-70	
Feb. 14, 1973.....A	W	83-74	
Jan. 24, 1974.....A	W	78-74	
Feb. 13, 1974.....H	L	89-113	
Feb. 6, 1975.....A	W	63-55	
Feb. 19, 1975.....H	L	71-76	
Jan. 10, 1976.....H	W	77-57	
Feb. 18, 1976.....A	W	74-65	
Jan. 26, 1977.....H	L	70-77	
Feb. 23, 1977.....A	L	64-70	
Jan. 3, 1979.....A	L	68-71	
Feb. 3, 1979.....H	W	84-81	
Dec. 2, 1979.....H	L	76-77	
Feb. 16, 1980.....A	W	64-55	
Dec. 6, 1980.....A	W	59-57	
Jan. 20, 1981.....H	W	59-50	
Dec. 4, 1981.....N	W	94-93	
Dec. 9, 1981.....A	L	80-83	
Jan. 27, 1982.....H	L	79-80	
Dec. 11, 1982.....N	W	81-66	
Jan. 4, 1983.....H	W	61-60	
Feb. 12, 1983.....A	W	83-74	
Dec. 8, 1983.....A	W	76-63	
Feb. 13, 1984.....H	L	47-56	
Dec. 5, 1984.....H	W	61-60	
Feb. 13, 1985.....A	W	88-72	
Jan. 4, 1986.....A	L	62-69	
Jan. 3, 1987.....H	L	78-90	
Jan. 6, 1988.....A	W	87-63	
Jan. 11, 1989.....H	W	85-70	
Jan. 8, 1990.....H	W	104-99	
Feb. 16, 1991.....A	W	99-79	
Nov. 26, 1991.....H	W	100-91	
Feb. 2, 1993.....A	W	92-77	
Dec. 2, 1995.....H	W	87-80	
Dec. 14, 1996.....A	W	108-84	
Dec. 6, 1997.....H	W	77-44	
Dec. 17, 1998.....A	W	72-53	
Nov. 27, 1999.....H	W	83-59	
Dec. 17, 2000.....H	W	75-61	
Dec. 21, 2004.....H	W	101-57	
Nov. 19, 2005.....A	W	78-48	
Nov. 15, 2008.....A	W	59-57	
Nov. 16, 2009.....H	W	87-61	
Nov. 11, 2011.....H	W	79-67	
Nov. 8, 2013.....H	W	89-61	
Nov. 17, 2016.....H	W	98-79	
Jacksonville State (Ala.) (3-0)			
H-3-0; A-0-0; N-0-0			
Dec. 16, 1953.....H	W	72-61	
Dec. 4, 1954.....H	W	103-76	
Dec. 8, 2013.....H	W	77-53	
James Madison (2-0)			
(Formerly known as Madison College)			
H-1-0; A-1-0; N-0-0			
Feb. 14, 1976.....A	W	85-65	
Jan. 12, 1977.....H	W	69-66	
Kansas (0-2)			
H-0-0; A-0-1; N-0-1			
Dec. 9, 1966.....A	L	48-62	
Nov. 28, 1997.....N	L	58-73	
Kansas State (0-2)			
H-0-0; A-0-1; N-0-1			
Dec. 10, 1966.....N	L	58-81	
Nov. 24, 1989.....N	L	70-71	
Kennesaw State (1-0)			
H-1-0; A-0-0; N-0-0			
Nov. 23, 2017.....H	W	98-79	
Kent State (1-2)			
H-0-1; A-1-0; N-0-1			
Jan. 13, 1969.....H	L	67-76	
Feb. 5, 1970.....A	W	80-79	
Nov. 27, 2004.....N	L	59-69	
Kentucky (2-6)			
H-0-0; A-1-5; N-1-1			
Dec. 1, 1958.....A	L	68-91	
Dec. 3, 1960.....A	W	63-58	
Dec. 12, 1962.....A	L	54-83	
March 18, 1972.....N	W	73-54	
Feb. 7, 1977.....A	L	57-97	
March 11, 1978.....A	L	76-85	
March 9, 1980.....A	L	78-97	
March 27, 1993.....N	L	81-106	

La Salle (3-1)			
H-2-0; A-1-1; N-0-0			
Feb. 23, 1989.....A	L	100-101	
Dec. 9, 1990.....H	W	83-74	
Jan. 5, 2008.....H	W	81-76	
Nov. 18, 2008.....A	W	65-61	
Lafayette (1-0)			
H-1-0; A-0-0; N-0-0			
Jan. 2, 1994.....H	W	105-87	
Lamar Tech (1-0)			
H-1-0; A-0-0; N-0-0			
Dec. 1, 1965.....H	W	73-68	
Lambuth (0-2)			
H-0-0; A-0-1; N-0-1			
Dec. 28, 1948.....A	L	50-56	
Feb. 28, 1949.....N	L	49-63	
Lipscomb (2-1)			
H-2-0; A-0-1; N-0-0			
Feb. 10, 1950.....H	W	57-53	
Jan. 5, 1951.....A	L	73-88	
Dec. 15, 2021.....H	W	97-60	
Louisiana Lafayette (4-0)			
(Formerly known as Southwestern Louisiana)			
H-2-0; A-2-0; N-0-0			
Jan. 24, 1976.....H	W	110-70	
March 4, 1976.....A	W	68-65	
Nov. 22, 1997.....H	W	96-70	
Dec. 29, 1997.....A	W	80-71	
Louisiana Monroe (2-0)			
H-2-0; A-0-0; N-0-0			
Dec. 2, 2005.....H	W	85-62	
Dec. 17, 2012.....H	W	63-48	
Louisiana State (3-3)			
H-1-0; A-0-2; N-2-1			
Dec. 18, 1957.....A	L	65-67	
Dec. 27, 1958.....H	W	82-67	
Dec. 1, 1959.....A	L	78-89	
Dec. 16, 1967.....N	W	130-100	
Dec. 30, 2004.....N	L	50-67	
Nov. 23, 2018.....N	W	(OT) 79-76	
Louisiana Tech (1-1)			
H-1-1; A-0-0; N-0-0			
March 19, 2013.....H	L	66-71	
March 26, 2014.....H	W	78-75	
Louisville (18-34)			
H-10-12; A-6-18; N-1-4			
Dec. 16, 1968.....A	L	78-79	
Dec. 22, 1969.....H	W	78-69	
Dec. 15, 1973.....H	L	78-90	
Dec. 14, 1974.....H	L	75-84	
Dec. 27, 1974.....A	L	61-79	
Jan. 3, 1977.....A	L	75-78	
Jan. 22, 1978.....A	W	70-60	
Feb. 17, 1978.....H	W	81-70	
March 4, 1978.....N	L	93-94	
Jan. 20, 1979.....H	L	65-67	
Feb. 1, 1979.....A	L	71-84	
Jan. 27, 1980.....A	L	73-79	
Feb. 24, 1980.....H	L	75-83	
March 1, 1980.....A	L	72-81	
Jan. 17, 1981.....A	L	78-98	
Feb. 7, 1981.....H	L	73-82	
Jan. 4, 1982.....A	L	57-79	
Jan. 30, 1982.....H	W	71-65	
March 6, 1982.....N	L	73-97	
Jan. 8, 1983.....H	L	69-96	
Feb. 7, 1983.....A	L	63-89	
Jan. 25, 1984.....A	L	71-95	
Feb. 6, 1984.....H	W	75-60	
Jan. 12, 1985.....H	L	62-63	
Feb. 20, 1985.....A	L	72-83	
Jan. 15, 1986.....H	L	64-85	
Feb. 19, 1986.....A	L	67-89	
Jan. 7, 1987.....H	L	64-73	
Feb. 18, 1987.....A	L	71-87	
Jan. 9, 1988.....H	W	83-76	
Feb. 17, 1988.....A	L	62-82	
Feb. 6, 1989.....A	W	81-78	
Feb. 16, 1989.....H	L	(OT) 77-78	
March 12, 1989.....N	L	80-87	
Jan. 14, 1990.....H	L	66-73	
Feb. 6, 1990.....A	L	50-69	
Jan. 12, 1991.....H	W	77-66	
Feb. 9, 1991.....A	L	72-88	
March 9, 1991.....N	W	76-69	
Feb. 28, 2015.....H	L	59-81	
Jan. 20, 2016.....A	L	65-84	
Jan. 21, 2017.....H	W	73-68	
Jan. 10, 2018.....H	L	69-73	
Feb. 3, 2018.....A	W	80-76	
March 7, 2018.....N	L	74-82	
Feb. 9, 2019.....H	W	(OT) 80-75	
Jan. 4, 2020.....A	W	78-65	
Feb. 24, 2020.....H	W	82-67	

Jan. 18, 2021.....A	W	78-65	
Jan. 8, 2022.....H	W	79-70	
Dec. 10, 2022.....H	W	75-53	
Feb. 4, 2023.....A	W	81-78	

SERIES RECORDS

SERIES RECORDS — GAME-BY-GAME

Dec. 19, 2004.....A	L	(OT) 88-90
Feb. 22, 2006.....H	W	71-60
Jan. 30, 2007.....H	W	96-79
Feb. 21, 2007.....A	L	55-73
Feb. 16, 2008.....A	L	72-82
Jan. 17, 2009.....H	W	(OT) 73-70
Jan. 10, 2010.....A	L	68-77
Feb. 4, 2010.....H	L	65-71
Feb. 23, 2011.....A	L	62-78
Jan. 17, 2012.....H	W	84-70
Jan. 9, 2013.....A	W	65-62
Jan. 30, 2013.....H	W	73-71
Jan. 12, 2014.....H	W	85-61
Feb. 8, 2014.....A	L	71-83
March 13, 2014.....N	W	67-65

Maryland-Baltimore County (2-0)

H-2-0; A-0-0; N-0-0		
Dec. 28, 1992.....H	W	109-80
Dec. 28, 1995.....H	W	80-56

Maryland-Eastern Shore (1-0)

H-1-0; A-0-0; N-0-0		
Dec. 30, 1995.....H	W	79-66

Massachusetts (4-4)

H-2-0; A-0-2; N-2-2		
Dec. 2, 1992.....H	W	67-64
Feb. 3, 1994.....A	L	58-62
Dec. 18, 1999.....N	L	60-69
Feb. 15, 2005.....A	L	68-78
Feb. 12, 2006.....H	W	73-63
Nov. 24, 2011.....N	W	73-53
Dec. 21, 2013.....N	W	60-55
Nov. 23, 2014.....N	L	69-75

McNeese State (1-0)

H-1-0; A-0-0; N-0-0		
Nov. 12, 2006.....H	W	85-65

Memphis (22-31) (Formerly known as Memphis State)

H-16-7; A-6-21; N-0-3		
Feb. 2, 1953.....A	L	73-87
Jan. 13, 1958.....A	L	56-59
Feb. 18, 1958.....H	L	51-68
Jan. 13, 1959.....H	L	72-75
Feb. 10, 1959.....A	L	69-93
Jan. 11, 1960.....A	L	71-86
Feb. 9, 1960.....H	L	69-83
Jan. 16, 1964.....H	W	91-90
Feb. 10, 1964.....A	L	72-84
Jan. 16, 1965.....H	W	74-61
Feb. 6, 1965.....A	W	81-70
Jan. 15, 1966.....H	W	67-63
Feb. 5, 1966.....A	L	66-81
Jan. 16, 1967.....A	L	42-46
Feb. 4, 1967.....H	W	55-51
Dec. 18, 1973.....H	W	88-80
Dec. 9, 1974.....A	L	69-70
Jan. 17, 1976.....H	W	100-79
Jan. 15, 1977.....A	L	75-81
Feb. 6, 1978.....A	W	95-89
Feb. 11, 1978.....H	W	89-82
Jan. 18, 1979.....A	W	93-86
Feb. 25, 1979.....H	W	90-87
March 2, 1979.....A	W	35-34
Jan. 10, 1980.....A	W	74-69
Feb. 7, 1980.....H	W	55-54
Jan. 3, 1981.....H	W	84-66
Feb. 28, 1981.....A	W	80-78
Jan. 9, 1982.....A	L	63-90
Feb. 13, 1982.....H	L	60-62
Feb. 26, 1983.....H	W	74-72
March 3, 1983.....A	L	67-94
March 11, 1983.....N	L	74-84
Feb. 11, 1984.....H	L	69-73
Feb. 15, 1984.....A	L	67-75
March 9, 1984.....N	L	63-65
Jan. 23, 1985.....H	L	69-74
Feb. 16, 1985.....A	L	68-70
March 9, 1985.....N	L	86-90
Feb. 10, 1986.....A	L	73-99
Feb. 22, 1986.....H	W	82-80
March 8, 1986.....N	L	71-73
Jan. 19, 1987.....A	L	68-76
Feb. 11, 1987.....H	W	98-89
Jan. 13, 1988.....H	W	92-85
Feb. 20, 1988.....A	L	76-81
March 12, 1988.....A	L	74-81
Feb. 1, 1989.....H	L	82-99
Feb. 18, 1989.....A	L	78-89
Jan. 24, 1990.....H	W	78-72
Feb. 13, 1990.....A	L	69-81
Jan. 24, 1991.....A	L	66-67
Feb. 21, 1991.....H	W	76-64

Mercer (17-9)

H-12-3 A-3-6; N-2-0		
Jan. 23, 1948.....H	L	48-61
Feb. 3, 1948.....A	L	43-68
Jan. 18, 1949.....H	L	56-65
Jan. 28, 1949.....A	L	59-62
Feb. 26, 1949.....N	W	52-46

Jan. 17, 1950.....H	W	63-45
Feb. 1, 1950.....A	L	61-69
Dec. 11, 1950.....A	W	55-52
Feb. 17, 1951.....H	W	69-64
Feb. 27, 1951.....A	L	65-69
Dec. 5, 1952.....A	L	62-78
Dec. 13, 1952.....H	W	77-76
March 4, 1953.....N	W	87-77
Dec. 8, 1953.....H	W	72-70
Jan. 30, 1954.....A	L	63-70
Jan. 11, 1972.....H	W	96-78
March 3, 1973.....H	W	112-94
Feb. 24, 1975.....H	W	91-68
Feb. 28, 1976.....H	W	90-67
Jan. 31, 1977.....A	W	66-65
Jan. 20, 1992.....H	W	78-64
Nov. 27, 2002.....H	W	83-47
Nov. 21, 2009.....A	W	89-50
Nov. 23, 2010.....H	W	79-55
Dec. 2, 2012.....H	L	56-61
Nov. 21, 2022.....H	W	81-72

Miami (FL) (54-37)

H-33-9; A-19-27; N-2-1		
Dec. 19, 1950.....A	L	61-80
Jan. 11, 1952.....A	L	56-93
Feb. 11, 1952.....H	L	63-76
Feb. 28, 1952.....A	W	73-70
Jan. 9, 1953.....A	L	63-93
Feb. 23, 1953.....H	W	81-75
Jan. 9, 1954.....A	L	61-78
Feb. 5, 1954.....H	W	76-69
Dec. 20, 1954.....H	W	71-66
Feb. 25, 1955.....A	W	86-80
Jan. 7, 1956.....H	W	78-76
Feb. 25, 1956.....A	L	85-91
Jan. 12, 1957.....H	L	77-85
Feb. 23, 1957.....A	L	82-98
Jan. 18, 1958.....H	W	71-70
Feb. 22, 1958.....A	L	66-86
Dec. 19, 1958.....N	L	79-85
Jan. 17, 1959.....H	W	93-69
Feb. 28, 1959.....A	L	85-92
Jan. 16, 1960.....H	L	91-93
Feb. 27, 1960.....A	L	89-107
Jan. 14, 1961.....H	W	89-78
Feb. 25, 1961.....A	L	73-75
Jan. 13, 1962.....H	W	65-60
Feb. 24, 1962.....A	W	83-80
Jan. 12, 1963.....H	W	77-74
Feb. 23, 1963.....A	L	70-99
Jan. 11, 1964.....H	W	80-78
Feb. 29, 1964.....A	L	80-82
Jan. 9, 1965.....A	W	67-66
March 1, 1965.....A	L	72-85
Jan. 7, 1966.....H	W	78-62
Feb. 28, 1966.....A	L	90-112
Jan. 7, 1967.....H	W	61-60
March 1, 1967.....A	L	90-110
Jan. 12, 1968.....H	W	122-93
March 1, 1968.....A	L	84-96
Dec. 6, 1968.....N	W	111-84
Jan. 10, 1969.....H	W	86-81
March 1, 1969.....A	W	89-86
Jan. 9, 1970.....H	W	104-63
Feb. 28, 1970.....A	W	112-96
Jan. 8, 1971.....H	W	114-106
Feb. 27, 1971.....A	L	94-100
Jan. 20, 1986.....A	L	75-83
Feb. 3, 1986.....H	W	90-72
Feb. 4, 1987.....A	L	57-63
Feb. 26, 1987.....H	W	108-84
Jan. 18, 1990.....A	L	97-101
Feb. 17, 1990.....H	W	92-73
Dec. 8, 2002.....H	W	72-55
Dec. 14, 2003.....A	W	67-58
Jan. 15, 2005.....A	L	63-64
Feb. 22, 2005.....H	L	49-65
Jan. 29, 2006.....H	L	(OT) 78-84
March 5, 2006.....A	W	67-64
Jan. 20, 2007.....H	W	82-73
March 3, 2007.....A	W	(OT) 98-90
Feb. 6, 2008.....A	W	62-55
March 8, 2008.....H	W	(OT) 75-72
Jan. 21, 2009.....A	L	69-75
Feb. 18, 2009.....H	W	80-67
Feb. 6, 2010.....H	W	71-65
March 6, 2010.....A	W	61-60
Jan. 19, 2011.....A	W	55-53
Feb. 26, 2011.....H	W	65-59
Feb. 11, 2012.....H	W	64-59
Feb. 26, 2012.....A	L	62-78
March 9, 2012.....N	W	82-71
Jan. 27, 2013.....A	L	47-71
Feb. 13, 2013.....H	L	68-74
Jan. 15, 2014.....A	W	63-53
Feb. 10, 2014.....H	L	73-77
Feb. 1, 2015.....A	W	55-54
Feb. 25, 2015.....H	L	77-81
Jan. 9, 2016.....H	L	59-72
Feb. 14, 2016.....H	L	65-67
Feb. 1, 2017.....A	W	75-57
March 4, 2017.....H	W	66-57

Jan. 7, 2018.....A	L	74-80
Jan. 27, 2018.....H	W	101-90
Jan. 9, 2019.....H	W	68-62
Jan. 27, 2019.....A	W	78-66
Jan. 18, 2020.....A	W	(OT) 83-79
Feb. 8, 2020.....H	W	99-81
Jan. 27, 2021.....H	W	81-59
Feb. 24, 2021.....A	W	88-71
Jan. 11, 2022.....H	W	65-64
Jan. 22, 2022.....A	W	61-60
Jan. 24, 2023.....H	L	63-86
Feb. 25, 2023.....A	W	85-84

Miami (Ohio) (0-1)

H-0-0; A-0-0; N-0-1		
Dec. 19, 1970.....N	L	64-67

Michigan (1-4)

H-1-0; A-0-0; N-0-4		
March 27, 1997.....N	L	73-82
March 15, 2007.....H	W	87-66
Nov. 22, 2013.....N	L	(OT) 80-82
March 27, 2018.....N	L	54-58
March 28, 2021.....N	L	58-76

Michigan State (1-1)

H-1-0; A-0-1; N-0-0		
March 17, 1997.....H	W	68-63
Nov. 30, 2011.....A	L	49-65

Middle Tennessee State (0-1)

H-0-0; A-0-0; N-0-1		
March 16, 1989.....N	L	83-97

Millikin (0-1)

H-0-0; A-0-0; N-0-1		
March 15, 1951.....N	L	60-91

Millsaps (2-0)

H-0-0; A-1-0; N-1-0		
Feb. 5, 1949.....A	W	49-46
Jan. 26, 1950.....N	W	62-45

Minnesota (5-6)

H-3-3; A-1-3; N-1-1		
March 16, 1972.....N	W	70-56
Dec. 31, 1977.....A	L	74-88
Dec. 20, 1979.....H	W	112-91
Dec. 2, 1980.....A	L	66-79
Nov. 29, 2000.....H	L	71-76
Nov. 30, 2004.....A	W	70-69
Nov. 27, 2007.....H	W	75-61
Nov. 27, 2012.....H	L	68-77
Dec. 3, 2013.....A	L	61-71
April 1, 2014.....N	L	(OT) 64-67
Nov. 28, 2016.....H	W	75-67

Mississippi (3-1)

H-2-0; A-1-1; N-0-0		
Jan. 9, 1951.....H	W	63-58
Feb. 14, 1951.....A	L	75-79
Dec. 3, 2003.....H	W	66-60
Dec. 4, 2004.....A	W	69-64

Mississippi College (5-1)

H-3-0; A-1-1; N-1-0		
Dec. 7, 1948.....H	W	53-21
Feb. 4, 1949.....A	L	46-57
Dec. 5, 1949.....H	W	43-24
Dec. 6, 1949.....H	W	51-45
Feb. 28, 1950.....N	W	74-63
Feb. 15, 1951.....A	W	77-54

Mississippi State (5-5)

H-3-0; A-1-4; N-1-1		
Dec. 10, 1951.....A	L	47-75
Dec. 20, 1952.....H	W	82-52
Dec. 4, 1953.....A	L	75-87
Jan. 19, 1955.....A	W	71-76
Feb. 21, 1955.....H	W	102-86
Dec. 21, 1955.....N	L	71-79
Dec. 29, 1998.....N	W	69-58
March 20, 2007.....A	L	71-86
Jan. 2, 2015.....A	L	55-62
Dec. 16, 2015.....H	w	90-66

Missouri (4-1)

H-1-0; A-0-1; N-3-0		
Dec. 11, 1976.....A	L	63-65
Dec. 21, 1977.....H	W	97-64
Dec. 19, 1980.....N	W	68-64
March 16, 2018.....N	W	67-54
Nov. 22, 2021.....N	W	81-58

Missouri State (0-1)

(Formerly known as Southwest Missouri State)		
H-0-0; A-0-1; N-0-0		
Dec. 21, 1949.....A	L	52-79

Missouri Western (1-0)

H-1-0; A-0-0; N-0-0

Nov. 30, 1976.....H	W	109-80
---------------------	---	--------

Monmouth College (2-0)

H-2-0; A-0-0; N-0-0		
March 5, 1984.....H	W	82-55
Feb. 2, 1988.....H	W	82-68

SERIES RECORDS

SERIES RECORDS — GAME-BY-GAME

Feb. 17, 1973.....N	L	79-91
Feb. 16, 1974.....N	L	85-104
Jan. 5, 1985.....N	L	69-78
Dec. 31, 1985.....A	L	64-109
Dec. 15, 1991.....A	W	86-74
Feb. 27, 1992.....H	W	110-96
March 14, 1992.....N	L	76-80
Jan. 27, 1993.....A	L	77-82
Feb. 27, 1993.....H	L	76-86
Jan. 26, 1994.....H	L	77-90
Feb. 26, 1994.....A	L	75-78
March 11, 1994.....N	L	69-83
Jan. 25, 1995.....A	L	70-100
Feb. 25, 1995.....H	L	78-80
Jan. 24, 1996.....H	L	71-82
Feb. 24, 1996.....A	W	84-80
Jan. 22, 1997.....H	W	84-71
Feb. 6, 1997.....A	L	62-90
Dec. 20, 1997.....H	L	73-81
Jan. 24, 1998.....A	L	55-103
Jan. 6, 1999.....H	L	54-72
Feb. 7, 1999.....A	L	64-98
Jan. 22, 2000.....A	W	76-71
Feb. 23, 2000.....H	L	67-70
Jan. 20, 2001.....H	L	70-80
Feb. 22, 2001.....A	L	67-95
Jan. 16, 2002.....H	W	81-71
Feb. 17, 2002.....A	L	85-95
Dec. 22, 2002.....H	L	48-69
Feb. 8, 2003.....A	L	60-61
Jan. 22, 2004.....H	W	90-81
Feb. 21, 2004.....A	L	71-78
Feb. 6, 2005.....H	L	60-81
March 3, 2005.....A	L	76-91
Jan. 22, 2006.....H	L	80-91
Jan. 7, 2007.....A	L	58-84
March 9, 2007.....N	L	58-73
Feb. 3, 2008.....H	(OT) 73-84	
March 4, 2008.....A	L	77-90
March 14, 2008.....N	L	70-82
Jan. 26, 2009.....H	L	77-80
March 19, 2009.....N	W	73-70
Feb. 24, 2010.....A	W	77-67
Feb. 6, 2011.....A	L	69-89
March 2, 2011.....H	L	70-72
Jan. 14, 2011.....H	W	90-57
March 11, 2012.....N	W	85-82
Jan. 12, 2013.....H	L	72-77
March 3, 2013.....A	L	58-79
March 15, 2013.....N	L	62-83
Feb. 17, 2014.....H	L	75-81
Jan. 24, 2015.....A	L	74-78
Jan. 4, 2016.....H	L	90-106
Jan. 14, 2017.....A	L	83-96
Jan. 3, 2018.....H	W	81-80
Feb. 23, 2019.....A	L	59-77
Feb. 3, 2020.....H	W	65-59
Jan. 16, 2021.....H	W	82-75
Feb. 27, 2021.....A	L	70-76
March 12, 2021.....N	W	69-66
Feb. 12, 2022.....A	L	74-94
Feb. 27, 2023.....H	L	66-77

North Carolina State (30-32)

H-17-9; A-12-17; N-1-6

Dec. 1, 1955.....A	L	63-88
Jan. 10, 1957.....A	L	59-64
March 15, 1984.....A	W	74-71
Jan. 19, 1985.....A	L	66-72
Dec. 4, 1985.....H	W	76-67
Dec. 27, 1989.....N	L	72-90
Jan. 25, 1992.....H	W	98-76
Feb. 10, 1992.....A	W	87-79
March 13, 1992.....N	W	93-80
Jan. 16, 1993.....H	W	70-54
Feb. 17, 1993.....A	W	72-71
Jan. 16, 1994.....A	L	70-78
Feb. 16, 1994.....H	W	75-70
Jan. 15, 1995.....H	W	107-79
Feb. 15, 1995.....A	L	77-86
Jan. 13, 1996.....A	L	65-71
Feb. 14, 1996.....H	W	79-66
March 7, 1996.....N	L	65-80
Jan. 4, 1997.....H	W	71-51
Feb. 26, 1997.....A	L	44-67
Jan. 3, 1998.....A	W	68-55
Jan. 28, 1998.....H	W	64-52
March 5, 1998.....N	L	63-65
Jan. 23, 1999.....H	W	71-59
Feb. 24, 1999.....A	L	63-71
Feb. 2, 2000.....A	L	58-68
March 5, 2000.....H	L	51-70
Jan. 25, 2001.....H	(OT) 81-84	
Feb. 25, 2001.....A	L	46-71
Jan. 8, 2002.....A	L	62-77
Feb. 10, 2002.....H	L	67-76
Jan. 18, 2003.....H	L	63-70
Feb. 18, 2003.....A	L	60-71
Jan. 11, 2004.....H	L	53-58
Feb. 10, 2004.....A	L	59-75
March 12, 2004.....N	L	71-78
Jan. 26, 2005.....A	W	70-64
March 10, 2005.....N	L	54-70

Feb. 15, 2006.....A	L	64-86
Feb. 24, 2007.....H	W	78-52
Jan. 26, 2008.....H	L	66-69
Feb. 27, 2008.....A	W	72-62
Jan. 13, 2009.....A	W	78-65
Jan. 12, 2010.....H	L	81-88
March 12, 2010.....N	L	52-58
Jan. 15, 2011.....H	W	84-71
March 6, 2011.....A	W	72-62
Feb. 18, 2012.....A	W	76-62
Feb. 19, 2013.....A	L	66-84
March 9, 2013.....H	W	71-67
Jan. 29, 2014.....A	L	70-74
Jan. 17, 2015.....H	L	63-72
Jan. 13, 2016.....A	W	85-78
Feb. 1, 2016.....H	W	77-73
Feb. 8, 2017.....H	W	95-71
Feb. 25, 2018.....A	L	72-92
March 2, 2019.....H	W	78-73
Feb. 22, 2020.....A	W	67-61
Jan. 13, 2021.....H	W	105-73
Jan. 1, 2022.....A	W	83-81
March 5, 2022.....H	W	89-76
Feb. 1, 2023.....A	L	66-94

North Florida (7-0)

H-7-0; A-0-0; N-0-0

Nov. 12, 2010.....H	W	75-55
Nov. 21, 2012.....H	W	75-67
Dec. 17, 2014.....H	W	93-77
Dec. 19, 2018.....H	W	95-81
Dec. 17, 2019.....H	W	98-81
Dec. 20, 2020.....H	W	105-73
Jan. 20, 2022.....H	W	86-73

Northeastern (1-1)

H-0-1; A-0-0; N-1-0

Nov. 24, 2013.....N	W	62-60
Nov. 18, 2014.....H	L	73-76

Northwestern (3-2)

H-1-0; A-1-2; N-1-0

Dec. 23, 1972.....N	W	91-73
Dec. 1, 1999.....A	W	60-46
Nov. 28, 2001.....A	L	50-57
Dec. 1, 2003.....H	W	71-53
Dec. 3, 2008.....A	L	59-73

Notre Dame (10-5)

H-7-0; A-2-4; N-1-1

March 20, 2011.....N	W	71-57
Jan. 21, 2014.....H	W	76-74
Dec. 13, 2014.....A	L	63-83
Feb. 27, 2016.....H	W	77-56
Jan. 18, 2017.....H	W	83-80
Feb. 11, 2017.....A	L	72-84
March 10, 2017.....N	L	73-77
Feb. 10, 2018.....A	L	69-84
Feb. 25, 2019.....H	W	68-61
Jan. 25, 2020.....H	W	85-84
March 4, 2020.....A	W	73-71
March 6, 2021.....A	L	73-83
March 2, 2022.....H	W	74-70
Dec. 21, 2022.....H	W	75-53
Jan. 17, 2023.....A	W	84-71

Oglethorpe (2-1)

H-2-0; A-0-1; N-0-0

Jan. 27, 1949.....A	L	52-64
Feb. 12, 1949.....H	W	47-46
Dec. 1, 1971.....H	W	112-69

Ohio (2-1)

H-1-0; A-0-1; N-1-0

Feb. 3, 1958.....A	L	66-86
Dec. 21, 1974.....H	W	67-60
Nov. 23, 2015.....N	W	90-81

Ohio State (0-6)

H-0-2; A-0-3; N-0-1

Dec. 2, 1961.....A	L	57-72
Dec. 4, 1967.....A	L	69-76
Dec. 27, 1968.....H	L	86-93
Nov. 23, 2000.....N	L	65-90
Dec. 2, 2009.....A	L	64-77
Nov. 30, 2010.....H	L	44-58

Oklahoma (0-2)

H-0-1; A-0-1; N-0-0

Dec. 13, 1986.....A	L	92-109
Dec. 10, 1987.....H	L	87-89

Oklahoma City (4-2)

H-2-1; A-2-1; N-0-0

Feb. 12, 1958.....H	W	57-52
Jan. 31, 1959.....A	L	75-103
Feb. 16, 1959.....H	L	84-98
Jan. 4, 1962.....H	W	99-74
Feb. 3, 1962.....A	W	81-79
Dec. 30, 1972.....A	W	94-80

Oklahoma State (0-2)

Dec. 18, 1964.....N	L	56-60
Dec. 16, 2017.....N	L	70-71

Old Dominion (0-1)

H-0-0; A-0-1; N-0-0

Jan. 6, 1979.....A	L	76-80
--------------------	---	-------

Oral Roberts (2-0)

H-1-0; A-1-0; N-0-0

March 1, 1977.....H	W	91-87
Feb. 27, 1978.....A	W	80-76

Oregon (1-0)

H-1-0; A-0-0; N-0-0

Dec. 4, 1969.....H	W	100-84
--------------------	---	--------

Oregon State (2-1)

H-1-0; A-0-0; N-1-1

Dec. 2, 1969.....H	W	69-68
Dec. 29, 1971.....N	W	73-72
Dec. 27, 1975.....N	L	75-78

Palm Beach Atlantic (1-0)

H-1-0; A-0-0; N-0-0

Dec. 13, 1975.....H	W	109-52
---------------------	---	--------

Panama Nationals (1-0)

H-1-0; A-0-0; N-0-0

Jan. 28, 1966.....H	W	96-73
---------------------	---	-------

Paris Island Marines (0-2)

H-0-1; A-0-1; N-0-0

Nov. 26, 1951.....A	L	46-78
Jan. 26, 1952.....H	L	62-64

Penn (1-0)

H-1-0; A-0-0; N-0-0

Nov. 10, 2021.....H	W	105-70
---------------------	---	--------

Penn State (3-1)

H-1-0; A-1-0; N-1-1

Dec. 27, 1972.....N	W	70-60
Dec. 23, 1978.....N	L	57-64
Dec. 5, 1987.....H	W	63-60
Dec. 17, 1988.....A	W	87-81

Pepperdine (3-0)

H-1-0; A-1-0; N-1-0

March 14, 1951.....N	W	61-59
Jan. 2, 1970.....A	W	121-83
Jan. 2, 1971.....H	W	101-82

Pittsburgh (7-16)

H-3-5; A-3-9; N-1-2

Dec. 8, 1973.....N	L	60-82
Dec. 22, 1982.....H	L	74-75
Dec. 20, 1983.....A	L	89-102
March 18, 1984.....N	L	63-66
Dec. 21, 1984.....N	W	83-76
Dec. 21, 1985.....A	L	75-88
Dec. 28, 1987.....A	L	71-72
Dec. 22, 2003.....A	L	56-63
Nov. 24, 2006.....A	L	66-88
Dec. 21, 2008.....H	L	56-48
Feb. 23, 2014.....A	W	71-66
Jan. 14, 2015.....A	L	64-73
March 7, 2015.....H	W	61-52
Jan. 23, 2016.....H	L	72-74
Feb. 18, 2017.....A	L	66-80
Feb. 18, 2018.....H	W	88-75
Jan. 14, 2019.....A	L	62-75
Nov. 6, 2019.....A	L	61-63
Feb. 18, 2020.....H	W	82-67
Feb. 20, 2021.....A	W	79-72
Feb. 9, 2022.....H	L	51-56
Jan. 21, 2023.....A	W	71-64
Feb. 11, 2023.....H	L	75-83

Princeton (0-3)

H-0-1; A-0-0; N-0-2

Dec. 15, 1972.....N	L	59-61
Dec. 28, 1998.....N	L	46-50
Dec. 30, 2011.....H	(3 OT) 73-75	

Providence (1-2)

H-0-0; A-0-1; N-1-1

Dec. 29, 2006.....N	W	92-62
Dec. 22, 2007.....A	L	95-101
Nov. 22, 2014.....N	L	54-80

Purdue (4-2)

H-2-1; A-0-1; N-2-0

Dec

SERIES RECORDS

SERIES RECORDS — GAME-BY-GAME

March 5, 1981.....N	W	84-77	Feb. 18, 1981.....A	L	70-83	H-1-0; A-0-1; N-1-1	Dec. 30, 2003.....A	W	87-72		
Jan. 13, 1982.....A	W	75-74	Dec. 22, 1981.....A	W	82-77	Dec. 21, 1968.....H	W	70-68	Dec. 23, 2004.....H	W	71-61
Jan. 23, 1982.....H	W	89-73	Feb. 22, 1982.....H	L	84-87	Jan. 3, 1970.....A	L	68-71	Dec. 20, 2005.....H	W	75-57
Dec. 22, 2018.....N	W	81-59	Feb. 2, 1983.....A	W	90-85	Dec. 18, 1970.....N	L	85-94	Dec. 5, 2006.....A	W	82-63
Saint Peter's (1-0)			Feb. 28, 1983.....H	L	76-79	March 14, 1991.....N	W	75-72	Nov. 30, 2007.....H	W	72-59
H-1-0; A-0-0; N-0-0			Jan. 3, 1984.....H	L	68-76	Southern Illinois (1-1)			Nov. 20, 2008.....H	W	79-77
Dec. 23, 2006.....H	W	76-63	Jan. 28, 1984.....A	W	87-82	H-1-0; A-0-1; N-0-0			Nov. 18, 2009.....H	W	80-38
Saint Thomas (6-0)			March 8, 1984.....N	W	72-65	Jan. 27, 1973.....H	W	78-73	Dec. 15, 2010.....H	W	97-63
H-3-0; A-3-0; N-0-0			Feb. 2, 1985.....A	L	77-92	Jan. 21, 1974.....A	L	73-77	Nov. 16, 2011.....H	W	79-66
Dec. 3, 1970.....H	W	106-70	March 2, 1985.....H	W	87-75	Southern Methodist (1-0)			Dec. 22, 2014.....H	W	63-59
Feb. 28, 1972.....A	W	94-66	Feb. 1, 1986.....A	L	73-81	H-1-0; A-0-0; N-0-0			Stanford (0-1)		
Dec. 9, 1972.....H	W	97-62	March 1, 1986.....H	W	68-62	Nov. 14, 2006.....H	W	59-52	H-0-0; A-0-0; N-0-0		
Dec. 3, 1973.....H	W	109-71	Jan. 21, 1987.....H	L	60-63	Southern Mississippi (18-8)			Nov. 25, 2022.....N	L	60-70
Jan. 11, 1975.....A	W	88-59	Feb. 14, 1987.....A	W	80-72	H-12-2; A-5-6; N-1-0			Stuebenville (0-1)		
Jan. 20, 1975.....A	W	95-85	March 6, 1987.....N	L	85-86	Dec. 11, 1951.....A	L	83-84	H-0-0; A-0-1; N-0-0		
Sam Houston State (1-0)			Jan. 25, 1988.....H	L	72-80	Dec. 14, 1951.....H	L	70-78	Dec. 3, 1956.....A	L	64-79
H-1-0; A-0-0; N-0-0			Feb. 27, 1988.....A	L	78-81	Feb. 18, 1957.....H	W	81-72	Syracuse (6-10)		
Nov. 13, 1998.....H	W	88-51	Jan. 26, 1989.....A	W	69-67	Jan. 6, 1959.....H	W	65-62	H-3-3; A-3-4; N-0-3		
Samford (Howard) (12-0)			Feb. 8, 1989.....H	W	88-72	Jan. 9, 1960.....A	L	78-87	Feb. 3, 1990.....N	L	69-90
H-8-0; A-3-0; N-1-0			March 11, 1989.....A	W	80-63	Dec. 7, 1970.....N	W	117-84	Feb. 18, 1991.....A	L	79-88
Jan. 20, 1950.....A	W	59-58	Jan. 20, 1990.....H	L	53-56	Jan. 13, 1983.....H	W	71-65	Dec. 3, 1991.....N	L	71-89
Feb. 4, 1950.....H	W	50-39	March 3, 1990.....A	W	79-70	Jan. 29, 1983.....A	W	94-82	March 12, 1997.....A	W	82-67
Dec. 15, 1950.....H	W	60-44	Jan. 19, 1991.....A	W	81-80	Jan. 7, 1984.....A	W	83-64	March 9, 2014.....H	L	74-58
Jan. 19, 1951.....A	W	58-51	March 2, 1991.....H	W	70-59	Feb. 4, 1984.....H	W	78-74	Jan. 11, 2015.....A	L	57-70
Feb. 26, 1951.....N	W	64-54	March 7, 1991.....N	W	65-55	Jan. 26, 1985.....A	L	63-77	Feb. 11, 2016.....A	L	72-85
Feb. 18, 1966.....H	W	77-66	March 21, 2006.....H	L	(OT) 68-69	Feb. 11, 1985.....H	W	91-79	Jan. 28, 2017.....A	L	72-82
Dec. 9, 1967.....H	W	104-89	Dec. 12, 2021.....N	L	65-66	Jan. 18, 1986.....H	L	92-94	Feb. 13, 2018.....H	W	(2OT) 101-90
Jan. 16, 1971.....H	W	122-79	South Carolina-Aiken (1-0)			Feb. 8, 1986.....A	L	96-102	Jan. 5, 2019.....A	W	80-62
Jan. 25, 1973.....A	W	47-34	H-1-0; A-0-0; N-0-0			Jan. 14, 1987.....A	W	95-74	Feb. 15, 2020.....H	W	80-77
Dec. 19, 1989.....H	W	100-62	South Carolina-Spartanburg (1-0)			Feb. 28, 1987.....H	W	117-102	Dec. 4, 2021.....H	L	60-63
Dec. 2, 2007.....H	W	61-45	H-1-0; A-0-0; N-0-0			Feb. 13, 1988.....H	W	83-75	Jan. 15, 2022.....A	W	76-71
Dec. 19, 2016.....H	W	76-68	Dec. 4, 1986.....H	W	97-69	March 5, 1988.....A	W	87-83	March 9, 2022.....N	L	57-96
San Diego State (0-1)			South Carolina State (1-0)			Jan. 7, 1989.....H	W	104-79	Feb. 8, 2023.....H	L	67-76
H-0-0; A-0-1; N-0-0			H-1-0; A-0-0; N-0-0			March 4, 1989.....A	W	81-76	Tampa (31-8)		
Dec. 29, 1982.....A	L	85-89	Nov. 28, 2003.....H	W	81-46	Jan. 6, 1990.....H	W	113-82	H-20-0; A-11-6; N-0-2		
San Francisco (0-1)			South Carolina Upstate (1-0)			Jan. 31, 1990.....A	L	72-84	Jan. 15, 1949.....A	L	56-58
H-0-0; A-0-1; N-0-0			H-1-0; A-0-0; N-0-0			Jan. 5, 1991.....A	L	72-84	Feb. 2, 1949.....A	W	60-58
Dec. 18, 1976.....A	L	87-93	Dec. 13, 2022.....H	W	80-63	Feb. 26, 1991.....H	W	85-83	March 1, 1949.....N	L	47-56
Santa Clara (1-1)			South Dakota (1-0)			Dec. 6, 2016.....H	W	98-49	Jan. 12, 1950.....A	L	60-80
H-0-0; A-0-0; N-1-1			H-1-0; A-0-0; N-0-0			Dec. 21, 2017.....H	W	98-45	Feb. 11, 1950.....H	W	58-56
Dec. 29, 1955.....N	L	59-61	Dec. 5, 1970.....H	W	125-65	Southern University (1-0)			Jan. 27, 1951.....H	W	80-69
Dec. 17, 1976.....N	W	94-80	South Dakota State (1-0)			H-1-0; A-0-0; N-0-0			Jan. 25, 1951.....A	L	66-76
Savannah State (3-0)			H-0-0; A-0-0; N-1-0			Dec. 6, 1991.....H	W	95-75	Jan. 15, 1952.....A	W	72-66
H-3-0; A-0-0; N-0-0			March 13, 1951.....N	W	85-70	Spring Hill (3-4)			Feb. 15, 1952.....H	W	79-60
Nov. 24, 2002.....H	W	79-46	South Florida (22-12)			H-2-2; A-1-2; N-0-0			Feb. 29, 1952.....N	L	57-78
Nov. 20, 2001.....H	W	93-41	H-12-2; A-6-8; N-4-2			Dec. 10, 1947.....H	W	39-36	Jan. 12, 1953.....A	L	73-77
Feb. 1, 2004.....H	W	88-73	Jan. 29, 1973.....H	W	95-53	Jan. 24, 1948.....A	L	54-76	Feb. 14, 1953.....H	W	83-74
Seton Hall (3-1)			Jan. 19, 1974.....A	L	94-95	Dec. 19, 1951.....A	L	54-64	Jan. 6, 1954.....H	W	74-58
H-0-1; A-1-0; N-2-0			Feb. 9, 1974.....H	W	118-84	Dec. 19, 1953.....H	L	60-69	Dec. 12, 1954.....A	W	73-63
Feb. 3, 1973.....N	W	80-61	Jan. 15, 1975.....A	L	71-77	Jan. 18, 1955.....A	W	81-72	Dec. 14, 1954.....H	W	90-62
Dec. 10, 1977.....N	W	94-63	Feb. 28, 1975.....H	W	77-64	Dec. 9, 1958.....H	W	100-70	Jan. 8, 1955.....A	W	96-61
Jan. 18, 1997.....A	W	67-56	Dec. 19, 1975.....N	W	78-71	Noc. 7, 2022.....H	L	74-83	Dec. 13, 1955.....A	W	89-67
Dec. 11, 1999.....H	L	56-79	Jan. 20, 1976.....A	W	76-72	Stetson (42-11)			Feb. 7, 1956.....H	W	88-73
Sewanee (3-3)			Feb. 7, 1976.....H	W	88-62	H-25-4; A-13-7; N-4-0			Feb. 2, 1957.....A	W	82-67
H-1-1; A-2-1; N-0-1			Jan. 20, 1977.....A	W	97-74	Jan. 13, 1948.....A	L	56-65	Feb. 25, 1957.....H	W	88-57
Feb. 18, 1949.....H	L	35-43	Feb. 26, 1977.....H	W	103-72	Feb. 24, 1948.....H	W	41-38	Jan. 9, 1958.....H	W	72-53
Feb. 19, 1949.....H	W	47-39	Dec. 9, 1977.....N	W	76-67	Jan. 5, 1949.....A	W	49-40	Feb. 24, 1958.....H	L	56-79
Feb. 17, 1950.....A	W	80-59	Dec. 6, 1979.....A	W	89-71	Jan. 14, 1949.....A	W	40-36	Jan. 14, 1960.....H	W	72-67
Feb. 18, 1950.....A	W	85-65	Jan. 7, 1980.....H	W	84-69	Jan. 28, 1950.....H	L	61-70	Feb. 1, 1960.....A	W	68-83
Dec. 26, 1951.....N	L	48-58	Dec. 5, 1981.....A	L	67-82	Jan. 12, 1951.....H	L	66-67	Dec. 1, 1960.....H	W	88-60
Dec. 17, 1952.....A	L	58-69	Dec. 10, 1982.....N	L	77-90	Jan. 27, 1951.....N	W	53-71	Feb. 24, 1961.....H	W	116-95
Shawnee State (1-0)			Feb. 22, 1984.....A	L	51-53	March 2, 1951.....A	L	65-58	Feb. 12, 1962.....H	W	123-92
H-1-0; A-0-0; N-0-0			Jan. 9, 1985.....H	L	54-56	Feb. 7, 1952.....A	L	48-58	Feb. 26, 1962.....H	W	92-60
Nov. 24, 2004.....H	W	88-65	Feb. 16, 1987.....H	W	83-78	Feb. 23, 1952.....H	L	64-66	Feb. 25, 1963.....H	W	80-58
Siena (1-1)			Jan. 16, 1988.....A	W	86-80	Feb. 10, 1953.....A	W	83-79	Dec. 21, 1963.....H	W	107-61
H-1-0; A-0-0; N-0-1			Dec. 20, 1988.....H	W	113-81	Feb. 25, 1953.....A	W	76-66	Feb. 20, 1965.....A	W	71-64
Nov. 18, 1992.....H	W	89-80	Dec. 16, 1989.....A	W	78-72	March 5, 1953.....H	L	81-94	Dec. 6, 1965.....H	W	121-57
Nov. 24, 2022.....N	L	63-80	Dec. 18, 1990.....H	W	80-72	Dec. 18, 1953.....H	W	74-71	Feb. 26, 1966.....A	W	99-70
South Alabama (10-3)			Dec. 20, 1991.....A	L	88-92	Jan. 16, 1954.....A	L	60-82	Jan. 30, 1967.....H	W	109-72
H-6-2; A-4-1; N-0-0			Dec. 30, 1992.....H	W	94-73	Dec. 18, 1954.....H	W	94-79	Feb. 27, 1967.....A	W	87-84
Jan. 19, 1972.....H	W	105-72	Dec. 11, 1993.....A	L	63-65	Jan. 29, 1955.....A	W	84-73	Nov. 28, 1983.....H	W	83-70
Feb. 7, 1972.....A	W	104-81	Nov. 29, 1994.....H	W	95-88	Feb. 28, 1955.....H	W	86-77	Nov. 26, 1984.....H	W	89-52
Feb. 23, 1973.....A	W	86-69	Jan. 31, 1998.....A	L	68-70	Dec. 10, 1955.....H	W	71-78	Nov. 28, 1985.....H	W	86-62
Feb. 23, 1974.....H	W	105-63	Feb. 2, 1999.....H	W	77-66	Feb. 20, 1956.....A	W	89-84	Temple (1-3)		
March 4, 1974.....A	W	96-91	Jan. 8, 2000.....A	L	55-66	Jan. 14, 1957.....A	L	70-97	H-0-1; A-0-1; N-2-1		
Jan. 22, 1977.....H	W	115-86	Dec. 7, 2000.....H	L	54-69	Jan. 19, 1957.....H	W	104-86	Dec. 20, 1992.....N	W	91-80
Feb. 2, 1978.....H	L	56-58	Jan. 2, 2002.....A	W	78-74	Jan. 16, 1958.....H	W	77-60	Dec. 14, 1998.....A	L	(OT) 66-75
Feb. 6, 1979.....A	L	61-78	Nov. 18, 2007.....N	L	67-68	Feb. 21, 1959.....A	L	91-98	Nov. 29, 1999.....H	L	58-69
Dec. 14, 1988.....H	W	87-82	Dec. 20, 2014.....N	W	75-62	Feb. 9, 1963.....H	W	73-57	Nov. 24, 2016.....N	L	86-89
Jan. 2, 1990.....A	W	78-75	Dec. 21, 2019.....N	W	66-60	Feb. 27, 1964.....A	W	80-60	Nov. 29, 2019.....N	W	60-57
Dec. 16, 2004.....H	W	83-52	Southeast Missouri State (2-0)			Jan. 6, 1968.....A	W	72-60	Tennessee (4-5)		
Nov. 20, 2012.....H	W	80-39	H-3-0; A-0-0; N-0-0			Feb. 29, 1968.....H	W	111-81	H-1-0; A-1-4; N-2-1		
Nov. 9, 2012.....											

SERIES RECORDS

SERIES RECORDS — GAME-BY-GAME

H-2-0; A-1-0; N-0-0		
Jan. 3, 1963.....	A	W 72-55
Feb. 1, 1975.....	H	W 111-70
Nov. 20, 2019.....	H	W 89-53
Tennessee-Martin (3-0)		
H-3-0; A-0-0; N-0-0		
Dec. 18, 1984.....	H	W 90-73
Dec. 22, 2009.....	H	W 95-68
Nov. 17, 2013.....	H	W 89-61
Tennessee State (1-0)		
H-1-0; A-0-0; N-0-0		
Dec. 17, 1996.....	H	W 100-62
Tennessee Tech (2-0)		
H-2-0; A-0-0; N-0-0		
Dec. 2, 1957.....	H	W 74-71
Dec. 16, 2008.....	H	W 69-59
Texas (2-0)		
H-1-0; A-1-0; N-0-0		
Dec. 27, 1969.....	H	W 82-61
Dec. 1, 1970.....	A	W 80-78
Texas A&M (3-1)		
H-0-1; A-1-0; N-2-0		
Dec. 13, 1956.....	H	L 74-83
Jan. 4, 1974.....	N	W 99-79
Dec. 16, 1977.....	A	W 100-77
March 18, 2011.....	N	W 57-50
Texas A&M-Corpus Christi (3-1)		
H-3-1; A-0-0; N-0-0		
Jan. 6, 2003.....	H	W 72-56
Nov. 22, 2004.....	H	L 67-70
Jan. 3, 2009.....	H	W 69-48
Jan. 4, 2010.....	H	W 95-54
Texas Christian (1-2)		
H-0-0; A-0-1; N-1-1		
Dec. 12, 1963.....	A	L 60-66
March 13, 1998.....	N	W 96-87
Nov. 28, 2004.....	N	L 70-71
Texas Pan American (2-0)		
(Formerly known as Pan American)		
H-1-0; A-1-0; N-0-0		
Dec. 23, 1970.....	A	W 95-90
Jan. 31, 1972.....	H	W 109-83
Texas Southern (2-0)		
H-2-0; A-0-0; N-0-0		
Nov. 19, 2004.....	H	W 71-62
Dec. 7, 2005.....	H	W 90-59
Toledo (3-0)		
H-1-0; A-1-0; N-1-0		
Nov. 26, 1976.....	N	W 70-66
March 7, 1980.....	A	W 94-91
March 13, 2007.....	H	W 77-61
Troy State (9-2)		
H-7-1; A-2-1; N-0-0		
Dec. 12, 1947.....	H	W 57-37
Jan. 30, 1948.....	A	L 48-49
Dec. 15, 1948.....	A	W 68-64
Jan. 21, 1949.....	H	W 63-45
Dec. 10, 1949.....	H	W 61-27
Feb. 15, 1950.....	A	W 79-71
Feb. 6, 1956.....	H	W 90-65
Jan. 8, 1977.....	H	W 83-69
Dec. 1, 1977.....	H	W 110-82
Dec. 3, 2018.....	H	W 83-67
Nov. 14, 2022.....	H	L 72-79
Tulane (26-12)		
H-13-3; A-9-9; N-4-0		
Jan. 14, 1967.....	A	L 85-87
Feb. 11, 1967.....	H	W 100-90
Jan. 8, 1969.....	A	W 97-94
Jan. 18, 1969.....	H	W 99-90
Jan. 17, 1970.....	A	W 82-77
Feb. 14, 1970.....	H	W 112-77
Jan. 13, 1971.....	H	L 69-88
Feb. 12, 1972.....	H	W 94-84
Dec. 30, 1977.....	A	W 71-56
Jan. 7, 1978.....	A	W 87-85
Jan. 14, 1978.....	H	W 103-85
Jan. 10, 1979.....	A	L 60-74
Jan. 29, 1979.....	H	W 89-84
March 1, 1979.....	A	W 101-92
Jan. 2, 1980.....	N	W 108-97
Jan. 12, 1980.....	A	L 79-80
Feb. 28, 1980.....	A	W 85-73
Jan. 24, 1981.....	H	W 79-61
Jan. 31, 1981.....	A	W 74-68
Feb. 1, 1982.....	A	L 53-66
Feb. 10, 1982.....	H	L 61-62
March 5, 1982.....	N	W 54-49
Feb. 14, 1983.....	H	L 79-80
March 5, 1983.....	A	L 66-71
Jan. 9, 1984.....	A	L 43-50
Feb. 20, 1984.....	H	W 52-51

Jan. 28, 1985.....	A	L 61-64
Feb. 6, 1985.....	H	W 74-51
Jan. 4, 1990.....	H	W 92-68
Feb. 20, 1990.....	A	W 69-67
Jan. 3, 1991.....	A	L 61-77
Feb. 2, 1991.....	H	W 85-79
March 20, 1993.....	N	W 94-63
Dec. 10, 1994.....	H	W 81-74
Dec. 5, 1995.....	A	L 77-78
Dec. 10, 2017.....	N	W 72-53
Nov. 11, 2019.....	A	W 80-69
Nov. 17, 2021.....	H	W 59-54
Tulsa (4-0)		
H-1-0; A-1-0; N-2-0		
Dec. 23, 1963.....	H	W 91-76
Dec. 26, 1964.....	A	W 74-72
Dec. 30, 1982.....	N	W 96-80
Dec. 29, 2012.....	N	W 82-63
UCLA (0-2)		
H-0-0; A-0-1; N-0-1		
March 26, 1972.....	A	L 76-81
Nov. 27, 1992.....	N	L 83-86
UNC Asheville (3-0)		
H-3-0; A-0-0; N-0-0		
Jan. 2, 1992.....	H	W 107-54
Dec. 17, 1997.....	H	W 77-60
Jan. 6, 2001.....	H	W 76-68
UNC Charlotte (4-2)		
H-1-1; A-1-1; N-2-0		
Jan. 29, 1977.....	H	L 65-76
Feb. 13, 1978.....	A	L 79-88
Dec. 29, 1981.....	N	W 76-73
Dec. 19, 1992.....	N	W 63-59
Dec. 22, 2012.....	A	W 79-76
Dec. 17, 2013.....	H	W 106-62
UNC Greensboro (5-0)		
H-2-0; A-2-0; N-1-0		
Dec. 30, 1993.....	H	W 94-76
Feb. 1, 1995.....	A	W 75-65
Nov. 14, 2010.....	A	W 97-73
Dec. 11, 2011.....	H	W 75-60
March 20, 2021.....	N	W 64-54
Union (TN) (0-1)		
H-0-0; A-0-1; N-0-0		
Dec. 29, 1948.....	A	L 52-56
Utah State (1-0)		
H-1-0; A-0-0; N-0-0		
Nov. 19, 1997.....	H	W 66-55
Valdosta State (15-0)		
H-13-0; A-2-0; N-0-0		
Feb. 9, 1961.....	H	W 86-66
Feb. 8, 1962.....	H	W 72-42
Dec. 3, 1962.....	H	W 65-42
Feb. 5, 1963.....	A	W 61-56
Dec. 1, 1964.....	H	W 81-57
Dec. 2, 1965.....	H	W 69-67
Dec. 1, 1966.....	H	W 62-58
Jan. 30, 1968.....	H	W 81-71
Dec. 2, 1968.....	H	W 120-75
Feb. 3, 1969.....	A	W 84-81
Dec. 12, 1970.....	H	W 111-63
Nov. 30, 1974.....	H	W 81-74
Feb. 24, 1976.....	H	W 106-61
Dec. 20, 1986.....	H	W 85-75
Valparaiso (0-2)		
H-0-0; A-0-1; N-0-1		
March 15, 1998.....	N	L (OT) 77-88
March 17, 1996.....	A	L 69-81
Vanderbilt (1-3)		
H-1-0; A-0-3; N-0-0		
Dec. 5, 1960.....	A	L 55-75
March 16, 1987.....	A	L 92-109
Dec. 22, 1999.....	H	W 70-65
Dec. 9, 2000.....	A	L 60-72
Vermont (2-0)		
H-0-0; A-1-0; N-1-0		
Dec. 30, 1976.....	A	W 76-67
March 21, 2019.....	N	W 76-69
Villanova (0-2)		
H-0-0; A-0-0; N-0-2		
Dec. 19, 1988.....	N	L 67-68
Nov. 25, 2018.....	N	L 60-62
Virginia (28-28)		
H-17-8; A-10-17; N-1-2		
Jan. 4, 1992.....	H	L 68-77
Feb. 13, 1992.....	A	W 64-63
Jan. 6, 1993.....	A	L 76-80
Feb. 8, 1993.....	H	W 99-84
Jan. 6, 1994.....	A	L 64-84
Feb. 6, 1994.....	H	W 100-64
Jan. 4, 1995.....	H	L 75-81
Feb. 4, 1995.....	A	L (OT) 63-76

Jan. 3, 1996.....	A	W 69-64
Feb. 3, 1996.....	H	L 59-64
Jan. 8, 1997.....	H	L 61-64
Feb. 1, 1997.....	A	L 60-73
Feb. 4, 1998.....	A	W 71-63
Feb. 28, 1998.....	H	W 88-63
Dec. 1, 1998.....	A	W 72-69
Jan. 30, 1999.....	H	L 60-67
Jan. 26, 2000.....	A	L 81-86
Feb. 26, 2000.....	H	W 71-64
Jan. 16, 2001.....	A	L 71-89
Feb. 17, 2001.....	H	L 66-69
Jan. 20, 2002.....	A	L 74-91
Feb. 20, 2002.....	H	W 66-59
Jan. 29, 2003.....	A	L 72-85
March 1, 2003.....	H	W 73-59
Jan. 18, 2004.....	A	L 67-76
Feb. 17, 2004.....	H	W 76-57
Feb. 9, 2005.....	A	L 55-56
March 6, 2005.....	H	W 68-63
Jan. 1, 2006.....	A	W (OT) 87-82
Feb. 18, 2006.....	H	W 76-62
Feb. 17, 2007.....	A	L 70-73
Jan. 23, 2008.....	H	W 69-67
Jan. 24, 2009.....	A	W 73-62
Feb. 10, 2009.....	H	W 68-57
Feb. 17, 2010.....	A	W 69-50
Feb. 12, 2011.....	H	W 63-56
Feb. 4, 2012.....	H	W 58-55
March 1, 2012.....	A	W 63-60
Jan. 19, 2013.....	A	L 36-56
March 7, 2013.....	H	W 53-51
Jan. 4, 2014.....	H	L 60-52
Jan. 18, 2014.....	A	L 66-78
March 14, 2014.....	N	L 51-64
Feb. 22, 2015.....	A	L 41-51
March 12, 2015.....	N	L 44-58
Jan. 17, 2016.....	H	W 69-62
Dec. 31, 2016.....	A	W 60-58
Feb. 7, 2018.....	H	L 55-59
Jan. 5, 2019.....	A	L 52-65
March 15, 2019.....	N	W 69-59
Jan. 15, 2020.....	H	W 54-50
Jan. 28, 2020.....	A	L 56-61
Feb. 15, 2021.....	H	W 81-60
Feb. 26, 2022.....	A	W 64-63
Dec. 3, 2022.....	A	L 57-62
Jan. 14, 2022.....	H	L 58-67
Virginia Commonwealth (2-1)		
H-0-0; A-0-1; N-2-1		
March 25, 2011.....	N	L (OT) 71-72
Nov. 21, 2013.....	N	W 85-67
Dec. 6, 2016.....	N	W 76-71
Virginia Military (2-1)		
H-1-0; A-1-1; N-0-0		
Jan. 4, 1964.....	A	L 72-83
Dec. 3, 1964.....	H	W 76-72
Dec. 20, 1965.....	A	W 65-64
Virginia Tech (36-24)		
H-20-5; A-11-16; N-5-3		
Dec. 14, 1968.....	A	L 74-77
Jan. 31, 1970.....	H	W 83-73
Feb. 1, 1973.....	H	L 82-91
Jan. 10, 1974.....	H	W 85-80
March 3, 1979.....	N	L 60-68
Jan. 21, 1980.....	H	L 77-79
Feb. 22, 1980.....	A	L 76-78
Jan. 12, 1981.....	A	L 70-80
Feb. 16, 1981.....	H	W 80-76
Jan. 16, 1982.....	A	W 69-65
Feb. 25, 1982.....	A	L 76-77
Jan. 15, 1983.....	H	L 69-70
Feb. 19, 1983.....	H	W 82-78
Feb. 25, 1984.....	H	W 58-57
March 3, 1984.....	A	W 93-79
Jan. 14, 1985.....	A	L 71-85
Feb. 23, 1985.....	H	L 75-87
March 7, 1985.....	N	W 97-93
Jan. 25, 1986.....	A	L 73-86
Feb. 24, 1986.....	H	L 84-92
March 3, 1986.....	N	W 77-76
Jan. 31, 1987.....	H	L 79-82
Feb. 23, 1987.....	H	W 107-78
Jan. 30, 1988.....	A	L 87-88
March 2, 1988.....	H	W 92-79
Jan. 28, 1989.....	A	W 100-97
March 1, 1989.....	H	W 117-97
Jan. 27, 1990.....	A	W 67-63
Feb. 24, 1990.....	H	L 74-84
Jan. 26, 1991.....	A	W 71-60
Feb. 23, 1991.....	H	W 91-79
March 8, 1991.....	N	W 91-71
Dec. 27, 2001.....	H	W 78-49
Jan. 4, 2003.....	A	W 76-69
Jan. 8, 2005.....	H	W 77-70
Jan. 7, 2006.....	H	W 74-68
Feb. 25, 2006.....	A	L 61-72
Jan. 17, 2007.....	H	W 82-73
Jan. 29, 2008.....	A	L 80-89
Feb. 21, 2009.....	A	W 67-65
March 8, 2009.....	H	W 63-53
Jan. 16, 2010.....	H	W 63-58

Jan. 8, 2011.....	A	L 59-71
March 11, 2011.....	N	L 51-52
Jan. 10, 2012.....	A	W 63-59
Feb. 16, 2012.....	H	W 48-47
Feb. 24, 2013.....	A	L 70-80
Feb. 5, 2014.....	H	W 70-50
Jan. 6, 2015.....	H	W 86-75
Feb. 7, 2015.....	A	W 73-65
Feb. 20, 2016.....	A	L 73-83
March 9, 2016.....	N	L 85-96
Jan. 7, 2017.....	H	W 93-78

SERIES RECORDS/OVERTIME GAMES

Western Illinois (1-0)		
H-1-0; A-0-0; N-0-0		
Nov. 24, 2008	H	W 67-55
Western Kentucky (7-0)		
H-2-0; A-2-0; N-3-0		
Dec. 21, 1973	N	W 107-87
Jan. 8, 1976	H	W 88-80
Dec. 5, 1977	A	W 93-73
Nov. 30, 1978	H	W 70-59
Dec. 29, 1979	A	W 67-65
March 25, 1993	N	W (OT) 81-78
Jan. 24, 2009	A	W 73-62
Dec. 28, 2008	N	W 69-48
Wichita State (1-0)		
H-0-0; A-1-0; N-0-0		
March 17, 2004	A	W 91-84
Winthrop (2-0)		
H-1-0; A-1-0; N-0-0		
Nov. 18, 2016	H	W 100-86
Jan. 1, 2019	H	W 87-76
Wisconsin (0-3)		
H-0-0; A-0-2; N-0-1		
Dec. 4, 1961	A	L 63-64
Dec. 28, 2006	A	L 66-81
March 20, 2009	N	L 59-61
Wisconsin-Green Bay (1-0)		
H-1-0; A-0-0; N-0-0		
Jan. 5, 1987	H	W 57-49
Wisconsin-Milwaukee (3-0)		
H-2-0; A-0-0; N-1-0		
Feb. 3, 1971	H	W 98-61
Dec. 28, 1973	N	W 84-82
Jan. 7, 1975	H	W 104-82
Wofford (0-2)		
H-0-0; A-0-2; N-0-0		
Jan. 10, 1948	A	L 45-48
Feb. 6, 1948	A	L 38-77
Xavier (OH) (1-2)		
H-0-0; A-0-1; N-1-1		
Feb. 4, 1958	A	L 60-76
March 18, 2017	N	L 66-91
March 18, 2018	N	W 75-70

OVERTIME GAMES

All-Time Record	48-51			
Dixie Conference Record	1-1			
Metro Conference Record	3-6			
ACC Record	18-12			
By Decades:	By Site:	By Tournament:		
1950s.....3-1	Home.....19-16	ACC.....3-0		
1960s.....4-5	DLTC.....19-10	Metro.....1-3		
1970s.....4-5	Away.....18-21	NCAA.....0-3		
1980s.....7-10	Neutral.....13-14	NIT.....2-5		
1990s.....11-11				
2000s.....10-19				
2010s.....8-6				
2020s.....6-0				
Jan. 28, 1950	OT	Stetson	L	61-70
Dec. 14, 1950	OT	Conn. St. Teachers	W	76-68
Dec. 13, 1952	OT	Mercer	W	77-76
Feb. 14, 1955	OT	at Georgia	W	88-79
Jan. 5, 1960	OT	The Citadel	L	74-76
Jan. 4, 1961	OT	at Tennessee	L	68-70
Dec. 14, 1961	2OT	Clemson	L	77-82
Dec. 21, 1962	2OT	Auburn	L	70-77
Jan. 12, 1963	OT	Miami	W	77-74
Jan. 28, 1963	OT	at Alabama	W	63-61
Feb. 15, 1964	OT	at Georgia Tech	L	73-77
Jan. 7, 1965	OT	at Georgia	W	64-55
March 1, 1969	OT	at Miami	W	89-86
Jan. 19, 1974	OT	at South Florida	L	94-95
Jan. 27, 1975	OT	at New Mexico	L	78-84
Feb. 2, 1976	OT	at Illinois State	L	80-82
Jan. 3, 1977	OT	* at Louisville	L	75-78
Jan. 31, 1977	OT	at Mercer	W	66-65
Feb. 12, 1977	OT	at Stetson	W	87-80
Feb. 27, 1978	OT	at Oral Roberts	W	80-76
Jan. 6, 1979	2OT	at Old Dominion ¹	L	76-80
Jan. 18, 1979	OT	* at Memphis State	W	93-86
Feb. 29, 1980	2OT	vs Cincinnati ²	W	79-69
Dec. 13, 1980	2OT	vs Florida ³	L	74-81
Jan. 12, 1981	OT	* at Virginia Tech	L	70-80
Feb. 7, 1981	OT	* Louisville	L	73-82
Dec. 4, 1981	OT	vs Jacksonville	W	94-93
Jan. 27, 1982	OT	at Jacksonville	L	79-80
Feb. 2, 1983	OT	* at South Carolina	W	90-85
Feb. 14, 1983	2OT	* Tulane	L	79-80
Dec. 30, 1983	OT	Furman	W	93-91

March 15, 1984	OT	vs NC State ⁴	W	74-71
March 9, 1985	OT	vs Memphis State ⁵	L	86-90
March 8, 1986	OT	vs Memphis State ⁵	L	71-73
Dec. 30, 1986	OT	vs Tennessee ⁶	W	91-90
Jan. 31, 1987	OT	* at Virginia Tech	L	79-82
Dec. 19, 1987	OT	at Tennessee	L	78-81
Jan. 18, 1989	OT	at Arkansas	W	112-105
Feb. 16, 1989	OT	* Louisville	L	77-78
Jan. 8, 1990	2OT	Jacksonville	W	104-99
Jan. 18, 1990	2OT	at Miami	L	97-101
March 8, 1990	OT	vs Cincinnati ⁷	L	64-65
Jan. 19, 1991	OT	* at South Carolina	W	81-80
Jan. 4, 1992	OT	* Virginia	L	68-77
Jan. 11, 1992	OT	* at Wake Forest	W	88-85
Jan. 18, 1992	OT	* at Maryland	W	91-83
Nov. 25, 1992	OT	vs Indiana ⁸	L	78-81
Nov. 27, 1992	OT	vs UCLA ⁸	L	83-86
Dec. 20, 1992	OT	vs Temple ⁹	W	91-80
Jan. 9, 1993	OT	* at Wake Forest	W	74-72
Jan. 24, 1993	OT	* Duke	W	89-88
March 25, 1993	OT	vs Western Kentucky ¹⁰	W	81-78
Dec. 17, 1994	2OT	vs Florida ¹¹	L	65-71
Feb. 4, 1994	OT	* at Virginia	L	63-76
Jan. 6, 1996	OT	* Wake Forest	L	73-75
Dec. 5, 1996	OT	* at Duke	L	66-72
March 25, 1997	OT	vs Connecticut ¹²	W	71-65
March 15, 1998	OT	vs Valparaiso ¹³	L	77-83
Dec. 30, 1998	OT	vs Murray State ¹⁴	W	80-76
Feb. 11, 1999	2OT	* Georgia Tech	L	108-111
March 4, 1999	OT	vs Clemson ¹⁵	W	87-85
Dec. 4, 2000	OT	Furman	L	74-79
Dec. 19, 2000	2OT	at Cleveland State	L	85-87
Jan. 25, 2001	OT	* NC State	L	81-84
Jan. 31, 2001	OT	* Clemson	W	88-84
March 7, 2002	OT	vs Clemson ¹⁵	W	91-84
Jan. 18, 2004	OT	* at Virginia	L	67-76
Jan. 22, 2004	OT	* North Carolina	W	90-81
Feb. 25, 2004	OT	* at Wake Forest	L	87-90
March 17, 2004	2OT	at Wichita State ¹⁶	W	91-84
Dec. 19, 2004	OT	* at Maryland	L	88-90
Jan. 18, 2005	OT	* Wake Forest	W	91-83
Jan. 11, 2006	OT	* at Virginia	W	87-82
Jan. 29, 2006	OT	* Miami	L	78-84
Feb. 4, 2006	OT	* at Duke	L	96-97

March 21, 2006	OT	South Carolina ¹⁷	L	68-69
March 3, 2007	OT	* at Miami	W	98-90
Nov. 17, 2007	OT	vs. Cleveland State ¹⁸	L	66-69
Jan. 12, 2008	2OT	* at Clemson	L	85-97
Feb. 3, 2008	OT	* North Carolina	L	73-84
March 8, 2008	OT	* Miami	W	75-72
March 18, 2008	OT	Akron ¹⁷	L	60-65
Jan. 17, 2009	OT	* Maryland	W	73-70
Jan. 17, 2009	OT	* Maryland	W	73-70
March 20, 2009	OT	Wisconsin ¹⁹	L	59-61
March 25, 2011	OT	VCU ²⁰	L	71-72
Nov. 26, 2011	OT	UConn ²¹	L	76-78
Dec. 30, 2011	3OT	Princeton	L	73-75
Nov. 22, 2013	OT	Michigan ²²	L	80-82
April 1, 2014	OT	Minnesota ²³	L	64-67
Jan. 28, 2015	2OT	* Wake Forest	W	82-76
Dec. 2, 2016	OT	Iowa	L	75-78
Jan. 13, 2018	2OT	* Syracuse	W	101-90
Jan. 27, 2018	OT	* Miami	W	103-94
Feb. 14, 2018	OT	* Clemson	W	81-79
Nov. 23, 2018	OT	LSU ²⁴	W	79-76
Feb. 9, 2019	OT	* Louisville	W	80-75
March 5, 2019	OT	* Virginia Tech	W	73-64
March 15, 2019	OT	Virginia Tech ¹⁵	W	65-63
Nov. 30, 2019	OT	Purdue ²⁵	W	63-60
Jan. 18, 2020	OT	* at Miami	W	83-79
Dec. 9, 2020	OT	Indiana	W	69-67
Feb. 13, 2021	OT	Wake Forest	W	92-85
Nov. 24, 2021	OT	Boston University	W	81-80
Jan. 18, 2022	OT	Duke	W	79-78

1-Old Dominion Classic, Norfolk, Va. 2-Metro Conference Tournament, Louisville, Ky. 3-Jacksonville, Fla. 4-National Invitation Tournament, Raleigh, N.C. 5-Metro Conference Tournament, Louisville, Ky. 6-Red Lobster Classic, Orlando, Fla. 7-Metro Conference Tournament, Biloxi, Miss. 8-Preseason National Invitation Tournament, New York, N.Y. 9-Milk Classic, Orlando, Fla. 10-NCAA Southeast Regional Semifinals, Charlotte, N.C. 11-Milk Challenge, Orlando, Fla. 12-National Invitation Tournament Semifinals, New York, N.Y. 13-NCAA Midwest Regional Second Round, Okla. City, Okla. 14-Rainbow Classic, Honolulu, Hawaii 15-ACC Tournament, Charlotte, N.C. 16-National Invitation Tournament, Wichita, Kan. 17-National Invitation Tournament, Tallahassee, Fla. 18-Glenn Wilkes Classic, Daytona Beach, Fla. 19-NCAA East Regional First Round, Boise, Idaho 20-NCAA Southwest Regional Semifinal, San Antonio Texas 21-Battle 4 Atlantis, Nassau, Bahamas 22-Puerto Rico Tip-Off, Bayamon, Puerto Rico 23-National Invitation Tournament, New York, N.Y. *denotes conference game (Metro-1976-91; ACC-1992-pr.). 24 - AdvoCare Invitational, Lake Buena Vista, Fla. 25 - Emerald Coast Classic, Destin, Fla.



Rayquan Evans heading to the rim in an overtime game beating 9th rank Due in the Civic Center on January 18, 2022.

ALL-TIME RESULTS

*denotes member of the Dixie Conference from 1948-49 to 1950-51
 *denotes member of the Florida Intercollegiate Conference from 1954-55 to 1956-57
 *denotes member of the Metro Conference from 1976-77 to 1990-91
 *denotes member of the Atlantic Coast Conference from 1991-92 to present
 Associated Press Poll rankings listed in brackets (Florida State first/Opponent second). The AP polls began in 1948-49. From 1960-61 to 1967-68, the Associated Press ranked only the nation's top-10 teams.

1947-48

Record: 5-13 H: 5-4 A: 0-9

D10	Spring Hill College ¹	W	39-36
D12	Troy State	W	57-37
J10	Wofford College	L	45-48
J13	at Stetson	L	56-65
J15	Georgia Teachers	L	56-60
J17	at Georgia Savannah	L	46-63
J23	Mercer	L	48-61
J24	at Spring Hill College	L	54-76
J30	at Troy State	L	48-49
F3	at Mercer	L	43-68
F5	at Erskine College	L	45-47
F6	at Wofford College	L	38-77
F12	Georgia Savannah	L	42-44
F13	at Southern	L	41-47
F19	at Georgia Teachers	L	47-65
F21	Southern	W	55-48
F24	Stetson	W	41-38
F28	Erskine College	W	49-48

1-First game played at West Campus Gymnasium in Tallahassee, Fla.

1948-49

Record: 12-12 H: 8-3 A: 3-7 N: 1-2 Dixie: 6-6

D7	* Mississippi College	W	53-21
D10	Southern	W	46-38
D11	Southern	W	63-45
D15	at Troy State	W	68-64
D28	at Lambuth College	L	50-57
D29	at Union	L	52-56
D30	at SW-Memphis	L	47-54
J5	* Stetson	W	49-40
J14	* at Stetson	W	40-36
J15	* at Tampa	L	51-63
J18	* Mercer	L	56-65
J21	Troy State	W	63-45
J27	* at Oglethorpe	L	52-64
J28	* at Mercer	L	59-62
F2	* Tampa	W	60-58
F4	* at Mississippi College	L	46-57
F5	* at Millsaps College	W	49-46
F12	* Oglethorpe	W	47-46
F18	Sewanee	L	35-43
F19	Sewanee	W	47-39
F23	Birmingham Southern	L	44-50
F28	vs Mercer	W	52-46
M1	vs Tampa	L	47-58
M2	vs Lambuth College ¹	L	49-63

1-Dixie Conference Tournament at Jackson, Miss.

1949-50

Record: 15-10 H: 10-2 A: 5-7 N: 0-1 Dixie: 6-3

D5	* Mississippi College	W	43-24
D6	* Mississippi College	W	51-45
D10	Troy State	W	61-27
D15	College of Charleston	W	72-37
D19	vs Central College	L	50-62
D20	at Drury College	L	52-59
D21	at SW Missouri State	L	34-79
J12	at Tampa	L	60-80
J13	* at Florida Southern	L	65-71
J14	* at Florida Southern	L	48-59
J17	* Mercer	W	57-45
J20	* at Howard	W	59-58
J21	at Birm. Southern	L	45-55
J26	* Millsaps College	W	62-45
J28	Stetson	L	(OT)61-70
F1	* at Mercer	L	61-69
F4	* Howard	W	50-39
F10	David Lipscomb	W	57-53
F11	Tampa	W	58-56
F15	at Troy State	W	79-71
F17	at Sewanee	W	80-59
F18	at Sewanee	W	85-65
F23	at Stetson	W	74-68
F28	Florida Southern ¹	L	56-68
M1	* Mississippi College ¹	W	72-63

1-Dixie Conference Tournament at Tallahassee, Fla.

1950-51

Record: 18-9 H: 7-2 A: 6-6 N: 5-1
 Dixie: 7-0/1st Place/Regular Season Champion
 Postseason: NAIB Fourth Round

D9	at Col. of Charleston	W	74-54
D11	* at Mercer	W	55-52
D14	Conn. State Teachers	W	(OT)76-68
D15	* Howard	W	60-44
D19	* at Florida Southern	W	86-55
D16	at Miami	L	61-80
J5	at Lipscomb College	L	73-86
J9	Mississippi	W	63-58

J12	Stetson	L	66-67
J13	* Florida Southern	W	44-41
J17	Tampa	W	80-69
J19	* at Howard	W	58-51
J25	at Tampa	L	66-76
J27	at Stetson	L	53-71
F1	at Rollins College	W	60-57
F9	Loyola New Orleans	L	65-75
F14	at Mississippi	L	75-79
F15	* at Mississippi College	W	77-54
F17	* Mercer	W	69-64
F23	Rollins College	W	62-45
F27	vs Howard ¹	W	64-54
F28	at Mercer ¹	L	65-69
M2	vs Stetson	W	65-58
M3	vs Georgia Teachers ²	W	69-67
M12	vs South Dakota State ³	W	85-70
M14	vs Pepperdine ⁴	W	61-59
M15	vs Millikin ⁵	W	60-91

1-Dixie Conference Tournament at Macon, Ga.; 2-NAIB District 25 Tournament at Jacksonville, Fla.; 3-NAIB National Tournament at Kansas City, Mo.

1951-52

Record: 5-20 H: 3-6 A: 1-9 N: 1-5

N26	at Parris Island USMC	L	46-78
D8	Culver-Stockton	L	56-59
D10	at Mississippi State	L	47-75
D12	at Mississippi Southern	L	43-84
D14	Mississippi State	L	70-78
D19	at Spring Hill College	L	54-64
D21	vs Sewanee ¹	L	48-58
D27	vs Georgia ²	L	50-79
D28	vs Clemson ³	L	56-62
D29	vs Florida ²	L	51-61
J5	at Loyola-New Orleans	L	52-74
J11	at Miami	L	56-93
J15	at Tampa	W	72-66
J16	at Florida Southern	L	51-54
J19	Georgia Teachers	L	75-93
J23	Florida Southern	W	72-53
J26	Parris Island USMC	L	62-64
F1	Rollins College	W	74-71
F7	at Stetson	L	48-58
F11	at Rollins College	L	55-69
F16	Tampa	W	79-60
F23	Stetson	L	64-66
F29	vs Miami ⁴	W	73-70
M1	vs Tampa ⁵	L	57-78

1-at Tampa, Fla.; 2-Gator Bowl Tournament at Jacksonville, Fla.; 3-NAIB District 25 Tournament at DeLand, Fla.

1952-53

Record: 11-11 H: 6-2 A: 4-9 N: 1-0
 Postseason: NAIB Second Round

D5	at Mercer	L	61-76
D6	at Georgia Teachers	W	68-63
D12	Rollins College	W	90-83
D13	Mercer	W	(OT)77-76
D15	Central College	L	59-62
D19	at Sewanee	L	58-69
D20	Mississippi State	W	82-52
J6	Loyola-New Orleans	L	66-72
J9	at Miami	L	63-93
J12	at Tampa	L	73-77
J13	at Florida Southern	W	71-69
J31	at Rollins College	L	79-82
F2	at Memphis State	L	77-87
F4	at Arkansas State	L	77-88
F10	Stetson	W	76-66
F13	at Florida Southern	W	79-77
F14	Tampa	W	83-74
F21	at Loyola-New Orleans	L	77-85
F23	Miami	W	81-75
F25	at Stetson	W	83-79
F27	vs Mercer ¹	W	87-77
F28	at Stetson ¹	L	81-94

1-NAIB District 25 Tournament at DeLand, Fla.

1953-54

Record: 13-7 H: 9-2 A: 4-5

D4	at Mississippi State	L	75-87
D8	Mercer	W	72-70
D11	Georgia Teachers	W	66-58
D16	Jacksonville State	W	72-61
D18	Stetson	W	74-71
D19	Spring Hill College	L	60-69
J6	Tampa	W	74-58
J7	Loyola-New Orleans	L	76-80
J9	at Miami	L	61-78
J11	at Rollins College	W	82-72
J12	at Tampa	W	73-63
J13	at Florida Southern	W	98-80
J16	at Stetson	L	60-82
J19	Rollins College	W	85-68
J21	Florida Southern	W	99-71
J30	at Mercer	L	63-70
F5	Miami	W	76-69
F13	at Loyola-New Orleans	L	72-88
F17	at Georgia Teachers	W	89-85
F20	Arkansas State	W	78-68

1954-55

Record: 22-4 H: 12-0 A: 7-2 N: 3-2

Florida Intercollegiate: 10-0/1st Place
 Postseason: NAIB Fourth Round

D4	Jacksonville State	W	103-76
D6	Georgia Teachers	W	75-67
D14	* Tampa	W	90-62
D18	* Stetson	W	94-79
D20	* Miami	W	71-66
D27	vs Florida ¹	L	79-82
D28	vs Georgia ¹	W	97-87
J3	{17} at Duke	L	75-97
J7	* at Florida Southern	W	73-69
J8	* vs Tampa ²	W	96-61
J15	Georgia	W	90-81
J18	at Spring Hill College	W	81-72
J19	* at Mississippi State	W	91-76
J29	* at Stetson	W	84-73
J31	* Rollins College	W	86-74
F7	* Florida Southern	W	84-63
F14	at Georgia	W	(OT)88-79
F16	* at Rollins College	W	110-82
F19	at Loyola-New Orleans	L	95-101
F21	Mississippi State	W	102-86
F23	Loyola-New Orleans	W	87-84
F25	* at Miami ³	W	86-80
F28	Stetson ⁴	W	86-77
M1	Ga. Teachers College ⁵	W	91-83
M7	vs Montana State ⁶	W	93-84
M9	vs Beloit College ⁷	L	88-110

1-Gator Bowl Tournament at Jacksonville, Fla.; 2-at Clearwater, Fla.; 3-Florida Intercollegiate Conference Championship at Miami, Fla.; 4-NAIB District 25 Tournament at Tallahassee, Fla.; 5-NAIB National Tournament at Kansas City, Mo.

1955-56

Record: 16-9 H: 9-0 A: 5-5 N: 2-4
 Florida Intercollegiate: 9-1/1st Place

D1	{3} at NC State	L	63-88
D3	at E. Tennessee State	L	54-79
D5	* Rollins College	W	101-67
D10	* Stetson	W	91-78
D13	* at Tampa	W	89-67
D16	Morningside College	W	104-83
D19	vs Clemson ¹	L	76-94
D20	vs Boston University ²	W	86-52
D21	vs Mississippi State ³	L	71-79
D28	vs West Virginia ⁴	L	69-78
D29	vs Santa Clara ⁵	L	59-61
D30	vs New York ⁶	W	85-63
J7	* Miami	W	78-76
J9	* at Rollins College	W	71-70
J13	at Georgia	W	79-76
J14	at Georgia Teachers	L	81-90
J16	Loyola New Orleans	W	85-75
F6	Troy State	W	90-65
F7	* Tampa	W	88-73
F13	* Florida Southern	W	92-74
F18	* at Florida Southern	W	85-81
F20	* at Stetson	W	89-83
F25	at Miami ⁷	L	85-91
M3	at Loyola New Orleans	L	72-75
M5	Georgia	W	80-75

1-Carousel Tournament at Charlotte, N.C.; 2-Orange Bowl Tournament at Miami, Fla.; 3-Florida Intercollegiate Conference Championship at Miami, Fla.

1956-57

Record: 9-17 H: 6-5 A: 2-11 N: 1-1
 Florida Intercollegiate: 5-5

D1	at Duquesne	L	55-70
D3	at Steubenville	L	64-79
D4	{13} at West Virginia	L	54-89
D8	at Bradley	L	66-90
D10	at Florida	L	65-67
D13	Texas A&M ¹	L	74-83
D15	East Tennessee State	L	58-65
J1	Georgia	L	68-72
J2	vs Morehead State	L	75-97
J3	vs Furman ²	W	108-96
J10	at NC State	L	58-63
J12	* Miami	L	77-85
J14	* at Stetson	L	70-97
J19	* Stetson	W	104-86
J21	at Georgia	W	86-63
F2	* at Tampa	W	84-66
F4	* Rollins College	W	97-94
F5	* at Florida Southern	L	63-78
F11	* Florida Southern	L	67-73
F16	* Rollins College	W	96-79
F18	Mississippi Southern	W	81-72
F20	Loyola New Orleans	W	79-77
F23	* at Miami	L	82-98
F25	* Tampa	W	88-57
M1	at Centenary College	L	74-92
M2	at Loyola New Orleans	L	58-83

1-First game played at Tully Gymnasium on Florida State University campus; 2-Senior Bowl Tournament at Mobile, Ala.

1957-58

Record: 9-16 H: 8-3 A: 0-12 N: 1-1

D2	Tennessee Tech	W	74-71
D7	Murray State	W	84-60
D9	at Tennessee	L	57-74
D11	at Florida	L	70-71
D14	at Furman	L	89-95
D17	at Loyola	L	56-82

D18	at Louisiana State	L	65-67
J1	vs The Citadel ¹	L	57-59
J2	vs Georgia ¹	W	92-80
J6	Loyola New Orleans	L	67-79
J9	Tampa	W	72-53
J13	{18} at Memphis State	L	56-59
J16	Stetson	W	77-60
J18	Miami	W	71-70
J31	{1} at West Virginia	L	51-103
F1	at Marshall	L	68-109
F3	at Ohio	L	66-86
F4	at Xavier	L	60-76
F7	Army	L	62-71
F12	Oklahoma City	W	57-52
F13	Rollins College	W	80-61
F18	Memphis State	L	51-68
F22	at Miami	L	66-86
F24	at Tampa	L	56-79
M3	Georgia	W	85-77

1-Senior Bowl Tournament at Mobile, Ala.

1958-59

Record: 8-15 H: 7-3 A: 1-10 N: 0-2

D1	{2} at Kentucky	L	68-91
D6	Furman	W	73-72
D9	Spring Hill College	W	100-70
D11	at Wake Forest	L	64-73
D13	Florida	W	82-60
D17	{13} at Auburn	L	74-95
D19	vs Miami ¹	L	79-85
D20	vs Georgia ¹	L	72-83
D27	Louisiana State	W	82-67
D29	{8} Auburn	L	62-69
J6	Mississippi Southern	W	65-62
J13	{18} Memphis State	L	72-75
J17	Miami	W	93-69
J19	at Georgia	L	91-94
J31	{14} at Oklahoma City	L	75-103
F2	at Centenary College	L	63-83
F7	Loyola New Orleans	W	61-60
F9	at Murray State	L	71-96
F10	at Memphis State	L	69-93
F16			

ALL-TIME RESULTS

1961-62

Record: 15-8 H: 8-2 A: 7-6

D2	{1}	at Ohio State	L	57-72
D4		at Wisconsin	L	63-64
D6		Rice	W	76-66
D7		at Florida	W	85-71
D9		at Auburn	W	56-52
D14		Clemson	L	(20)77-82
D16		at Tennessee	W	69-62
D30		Auburn	L	57-62
J4		Oklahoma City	W	99-74
J6		at Furman	L	64-67
J8		at Clemson	L	69-75
J11		Rollins College	W	110-53
J13		Miami	W	65-60
J31		at Alabama	L	57-72
F3		at Oklahoma City	W	81-79
F5		at Houston	L	76-84
F8		Valdosta State	W	72-42
F12		Tampa	W	91-71
F15		at Georgia	W	71-62
F21		Florida	W	79-56
F24		at Miami	W	83-80
F26		at Tampa	W	123-92
M2		Georgia	W	101-69

1962-63

Record: 15-10 H: 8-3 A: 4-7 N: 3-0

D1		Tampa	W	92-60
D3		Valdosta State	W	65-42
D6		Florida	L	59-80
D8		at Auburn	L	47-65
D10		Alabama	W	72-63
D12		at Kentucky	L	54-83
D21		Auburn	L	(20)70-77
D22		Richmond	L	56-62
D27		vs Georgia	W	77-69
D28		vs Alabama	W	49-48
D29		vs Georgia Southern	W	79-60
J2		at Tennessee	L	65-66
J3		at UT - Chattanooga	W	72-55
J12		Miami	W	(OT)77-74
J14		Georgia	W	88-54
J17		at Georgia	L	76-90
J19	{7}	at Georgia Tech	L	55-70
J23		at Florida	L	86-94
J26		Houston	W	76-69
J28		at Alabama	W	(OT)63-61
F5		at Valdosta State	W	61-56
F9		Stetson	W	73-57
F11		Centenary College	W	82-68
F23		at Miami	L	70-99
F25		at Tampa	W	80-58

1-Savannah Invitational Tournament at Savannah, Ga.

1963-64

Record: 11-14 H: 9-1 A: 1-12 N: 1-1

D3		at Florida	L	55-78
D7		Auburn	W	69-67
D9		at Alabama	L	53-62
D11		at Rice	L	81-102
D12		at Texas Christian	L	60-66
D21		Tampa	W	107-61
D23		Tulsa	W	91-76
D26		vs Air Force	L	53-78
D27		vs Manhattan College	W	85-81
J2		at Richmond	L	65-69
J4		at Virginia Military	L	72-83
J11		Miami	W	80-78
J16		Memphis State	W	91-90
J18		Georgia	W	64-63
J23		Florida	L	50-52
J28		at Auburn	L	59-63
J29		Alabama	W	95-77
F6		Furman	W	57-48
F8		at Centenary College	L	72-79
F10		at Memphis State	L	71-84
F15		at Georgia Tech	L	(OT)73-77
F22		Jacksonville	W	101-77
F27		at Stetson	W	80-60
F29		at Miami	L	80-82
M3		at Georgia	L	70-85

1-Gator Bowl Tournament at Jacksonville, Fla.

1964-65

Record: 16-10 H: 9-1 A: 4-5 N: 3-4

D1		Valdosta State	W	81-57
D3		Virginia Military	W	76-72
D5		at Auburn	L	68-92
D7		at Alabama	L	73-76
D9		Florida	W	51-50
D18		vs Oklahoma State	L	56-60
D19		vs Baylor	W	82-64
D22		vs Tennessee	L	43-65
D28		at Tulsa	W	74-72
D28		vs DePaul	L	44-52
D29		vs Creighton	L	77-85
D30		vs Rice	W	81-56
J7		at Georgia	W	(OT)64-55
J9		Miami	W	67-66
J16		Memphis State	W	74-61
J20		Georgia Tech	W	72-65
J25		Auburn	W	58-55
J30		Alabama	L	66-75
F4		vs Duquesne	W	62-58

F7		at Memphis State	W	81-70
F10		Jacksonville	W	97-74
F15		at Georgia Tech	L	76-77
F20		at Tampa	W	71-64
F23		at Florida	L	65-77
M1		at Miami	L	75-82
M6		Georgia	W	85-83

1-Vanderbilt Invitational at Nashville, Tenn.; 2-at Memphis, Tenn.; 3-All-College Tournament at Oklahoma City, Okla.; 4-at Baltimore, Md.

1965-66

Record: 15-11 H: 13-1 A: 1-8 N: 1-2

D1		Lamar Tech	W	73-68
D2		Valdosta State	W	69-68
D6		Tampa	W	121-57
D8		at Florida	L	62-75
D16		at North Carolina	L	80-115
D18		Cal-Santa Barbara	W	62-61
D20		vs Virginia Military	W	65-64
D21		vs Auburn	L	58-59
D27		vs Auburn	L	64-80
J3		at Georgia	L	57-63
J7		Miami	W	78-62
J10		Loyola New Orleans	W	73-53
J15		Memphis State	W	67-63
J18		Florida	L	65-74
J24		at Jacksonville	L	86-90
J28		Panama Nationals	W	96-73
J31		Georgia Tech	W	71-66
F5		at Memphis State	L	66-81
F7		at Loyola New Orleans	L	62-63
F10		Jacksonville	W	78-49
F14		at Georgia Tech	L	88-95
F19		Samford	W	77-66
F24		Florida Southern	W	99-54
F26		at Tampa	W	99-70
F28		at Miami	W	90-112
M5		Georgia	W	87-69

1-Tampa Holiday Invitational at Tampa, Fla.; 2-at Pensacola, Fla.

1966-67

Record: 11-15 H: 7-3 A: 3-6 N: 1-6

D1		Valdosta State	W	62-58
D5		Rice	W	76-72
D7		at Florida	L	30-50
D9		vs Kansas	L	48-62
D10		at Kansas State	L	58-81
D16		vs Richmond	L	76-80
D17		vs Eastern Kentucky	L	59-81
D19		vs The Citadel	W	83-67
D20	{3}	vs North Carolina	L	54-81
D27		vs Auburn	L	59-67
D28		vs Alabama	L	79-80
J7		Miami	W	61-60
J14		at Tulane	L	85-87
J16		at Memphis State	L	42-46
J23		Jacksonville	W	81-70
J25		Marshall	L	71-77
J28		Georgia Tech	L	68-75
J30		Tampa	W	109-72
F4		Memphis State	W	55-51
F8		at Jacksonville	W	68-67
F11		Tulane	W	100-90
F18		at Florida Southern	W	84-76
F22		Florida	L	75-90
F25		at Georgia Tech	L	84-102
F27		at Tampa	W	87-84
M1		at Miami	W	80-110

1-Sunflower Classic at Manhattan, Kan.; Virginia Tech Invitational at Blacksburg, Va.; Tampa Holiday Invitational at Tampa, Fla.; Mobile Classic at Mobile, Ala.

1967-68

Record: 19-8 H: 12-1 A: 5-6 N: 2-1

Postseason: NCAA First Round

D2		at Florida Presbyterian	W	90-66
D4		at Ohio State	L	69-76
D7		Florida	L	87-95
D9		Samford	W	104-89
D15		at Marquette	L	58-78
D16		vs Louisiana State	W	130-100
D20		Richmond	W	114-91
D22		Rutgers	W	87-77
D29		vs George Washington	W	94-69
D30		at Evansville	L	67-76
J2		at The Citadel	W	96-75
J6		Stetson	W	111-81
J12		Miami	W	122-93
J16		Jacksonville	W	92-79
J20		at Georgia Tech	W	73-57
J26		Hofstra	W	109-71
J30		Valdosta State	W	81-71
F1	{3}	at North Carolina	L	80-96
F3		East Carolina	W	110-100
F7		The Citadel	W	93-50
F10		Florida Southern	W	104-82
F16		at Jacksonville	W	106-65
F21		at Florida	L	64-89
F24		Georgia Tech	W	72-67
F29		at Stetson	W	72-60
M1		at Miami	L	84-96
M9		vs E. Tennessee State	L	69-79

1-Milwaukee Classic at Milwaukee, Wis.; 2-Evansville Invitational at Evansville, Ind.; 3-NCAA Midwest Regional First Round at Kent, Ohio

1968-69

Record: 18-8 H: 10-3 A: 7-4 N: 1-1

D2		Valdosta State	W	120-75
D6		vs Miami	W	111-84
D7		at Jacksonville	W	93-88
D14		at Virginia Tech	L	74-77
D16	{19}	at Louisville	L	78-79
D21		Southern California	W	70-68
D27	{16}	Ohio State	L	86-93
D31		New Hampshire	W	104-52
J4		at Jacksonville	L	68-76
J8		at Tulane	W	97-94
J10		Miami	W	86-81
J13		Kent State	L	67-76
J18		Tulane	W	99-90
J20		at Rice	L	80-83
J23		Hawaii	W	92-60
J28	{19}	South Carolina	W	87-76
F1		Jacksonville	W	93-89
F3		at Valdosta State	W	84-81
F7		at Clemson	W	70-67
F8	{2}	vs North Carolina	L	82-100
F10		Stetson	W	95-67
F15	{17}	Dayton	W	79-71
F18		Georgia Tech	L	76-84
F22		at Georgia Tech	W	98-80
F27		at Florida Southern	W	84-79
M1		at Miami	W	(OT)89-86

1-Civitan Sunshine Classic at Jacksonville, Fla.; 2-at Greensboro, N.C.

1969-70

Record: 23-3 H: 12-0 A: 9-2 N: 2-1

Postseason: AP No. 11

D2		Oregon State	W	69-68
D4		Oregon	W	100-84
D8		at Rollins College	W	107-86
D13	{5}	vs North Carolina	L	75-86
D20		Georgetown	W	98-65
D22	{14}	Louisville	W	79-69
D27		Texas	W	82-61
D29		vs Army	W	86-51
D30		vs Florida	W	88-63
J2		at Pepperdine	W	121-83
J3	{19}	at Southern California	L	68-71
J5		at Arizona	W	87-78
J9		Miami	W	104-63
J17		at Tulane	W	82-77
J22		Clemson	W	122-80
J24		at Georgia Tech	W	89-83
J27	{18}	Jacksonville	W	89-83
J31	{18}	Virginia Tech	W	83-73
F5	{12}	at Kent State	W	80-79
F7	{12}	at Dayton	W	82-76
F10	{9}	Florida Southern	W	98-74
F14	{9}	Tulane	W	112-77
F18	{8/6}	at Jacksonville	L	81-85
F21	{8}	at Georgia Tech	W	97-80
F26	{10}	at Stetson	W	94-64
F28	{10}	at Jacksonville	W	112-96

1-at Greensboro, N.C.; 2-Gator Bowl Tournament at Jacksonville, N.C.

1970-71

Record: 17-9 H: 12-2 A: 4-5 N: 1-2

D1		at Texas	W	80-78
D3		Biscayne	W	106-70
D5		South Dakota	W	125-65
D7		vs Southern Miss.	W	117-84
D8		at Jacksonville	L	108-114
D12		Valdosta State	W	111-63
D18	{17/8}	vs S. California	L	85-94
D19	{17}	vs Miami (Ohio)	L	64-67
D23		at Pan American	W	95-90
D31		Arizona	W	95-85
J2		Pepperdine	W	101-82
J11		Miami	W	114-106
J8		Manhattan College	W	96-68
J13		at Tulane	L	69-88
J16		Samford	W	122-79
J18		Stetson	W	78-71
J23		Georgia Tech	L	67-85
J27	{6}	at Jacksonville	L	65-83
J30		Cal Irvine	W	82-69
F3		Wisconsin-Milwaukee	W	98-61
F8		at Georgia Tech	W	81-76
F11		Georgia Southern	W	113-81
F15	{6}	Jacksonville	L	79-90
F22	{8}	at North Carolina	L	61-70
F25		at Florida Southern	W	74-66
F27		at Miami	L	94-100

1-Civitan Classic at Jacksonville, Fla.; 2-Sun Bowl Tournament at El Paso, Texas

1971-72

Record: 27-6 H: 11-1 A: 5-5 N: 11-0

Postseason: NCAA Championship Game; AP No. 10

D1		Oglethorpe	W	112-69
D4		Eastern Kentucky	W	96-83
D6		vs Stetson	W	90-54
D7	{18/6}	at Jacksonville	W	90-83
D11	{18}	Valdosta State	W	134-65
D18	{9}	at Hawaii	L	10-30
D22	{14}	at Hawaii	L	76-81
D27	{14}	vs Washington	W	85-77
D29		vs Oregon State	W	73-72
D30		vs Washington State	W	85-61

J3		vs Denver	W	88-70
J4	{20}	vs Saint Louis	W	63-62
J8	{20}	E. Tennessee State	W	106-63
J11	{12}	Mercer	W	96-78

ALL-TIME RESULTS

1974-75 (continued)

J4.....	Eastern Kentucky.....	W.....	107-75
J7.....	Wisconsin-Milwaukee.....	W.....	104-82
J11.....	Biscayne.....	W.....	88-59
J15.....	at South Florida.....	L.....	71-77
J18.....	Hofstra.....	W.....	107-71
J20.....	vs Biscayne.....	W.....	95-85
J25.....	at Canisus College.....	L.....	75-81
J27.....	at New Mexico.....	L..... (OT)78-84	
F1.....	UT - Chattanooga.....	W.....	111-70
F6.....	Jacksonville.....	W.....	63-55
F9.....	vs Georgia Southern.....	W.....	101-77
F13.....	Georgia State.....	W.....	81-72
F19.....	at Jacksonville.....	L.....	71-76
F22.....	Georgia Southern.....	W.....	104-71
F24.....	Mercer.....	W.....	91-68
F28.....	South Florida.....	W.....	77-64
M5.....	at Stetson.....	L.....	54-63

1-Holiday Classic at Louisville, Ky.; 2-at Fort Lauderdale, Fla.; 3-Game played at Savannah, Ga.

1975-76

Record: 21-6 H: 13-0 A: 6-2 N: 2-4			
D2.....	Rollins College.....	W.....	90-47
D6.....	at Eastern Kentucky.....	W.....	65-59
D8.....	{1} vs Indiana.....	L.....	59-83
D11.....	Stetson.....	W.....	81-71
D13.....	Palm Beach Atlantic.....	W.....	109-52
D19.....	vs South Florida.....	W.....	78-71
D20.....	{8} vs Alabama.....	L.....	72-76
D26.....	{13} vs Washington.....	L.....	54-69
D29.....	vs Oregon State.....	L.....	75-78
D30.....	vs Colorado State.....	W.....	84-54
J8.....	Western Kentucky.....	W.....	78-80
J10.....	at Jacksonville.....	W.....	77-57
J14.....	Baptist College.....	W.....	107-64
J17.....	Memphis State.....	W.....	100-79
J20.....	at South Florida.....	W.....	76-72
J24.....	SW Louisiana.....	W.....	110-70
J31.....	at Georgia State.....	W.....	66-58
F2.....	at Illinois State.....	L..... (OT)80-82	
F7.....	South Florida.....	W.....	88-62
F12.....	Illinois State.....	W.....	109-81
F14.....	at Madison.....	W.....	85-65
F18.....	Jacksonville.....	W.....	74-65
F21.....	Georgia State.....	W.....	92-70
F24.....	Valdosta State.....	W.....	106-61
F28.....	Mercer.....	W.....	90-76
M4.....	{18} at SW Louisiana.....	W.....	68-65
M6.....	{18} at Dayton.....	L.....	81-95

1-at Indianapolis, Ind.; 2-Big Sun Classic at St. Petersburg, Fla.; 3-Far West Classic at Portland, Ore.

1976-77

Record: 16-11 H: 8-2 A: 5-6 N: 3-3			
Metro: 0-2/5th Place/5-7 record against designated opponents			
N26.....	vs Toledo.....	W.....	70-66
N27.....	at Clemson.....	L.....	92-108
N30.....	Missouri Western St.....	W.....	109-80
D4.....	Austin Peay State.....	W.....	97-86
D11.....	at Missouri.....	L.....	63-65
D17.....	vs Santa Clara.....	W.....	94-80
D18.....	{5} at San Francisco.....	L.....	87-93
D29.....	vs Army.....	L.....	71-72
D30.....	at Vermont.....	W.....	76-67
J3.....	{14} * at Louisville.....	L..... (OT)75-78	
J5.....	at Western Kentucky.....	W.....	93-73
J8.....	Troy State.....	W.....	83-69
J12.....	Madison.....	W.....	69-66
J15.....	{18} * at Memphis State.....	L.....	75-81
J20.....	at South Florida.....	W.....	97-74
J22.....	South Alabama.....	W.....	115-86
J26.....	at Jacksonville.....	L.....	70-77
J29.....	UNC-Charlotte.....	L.....	65-76
J31.....	at Mercer.....	W..... (OT)66-65	
F5.....	Baptist College.....	W.....	139-72
F7.....	{3} vs Kentucky.....	L.....	57-97
F12.....	at Stetson.....	W..... (OT)87-80	
F18.....	vs Dayton.....	W.....	76-71
F23.....	Jacksonville.....	L.....	64-70
F26.....	South Florida.....	W.....	103-72
M1.....	Oral Roberts.....	W.....	91-87
M3.....	vs Georgia Tech.....	L.....	67-72

1-IPATY Classic at Clemson, S.C.; 2-Cable Car Classic at San Francisco, Calif.; 3-Vermont Classic at Burlington, Vt.; 4-at Louisville, Ky.; 5-at St. Petersburg, Fla.; 6-Metro Conference Tournament at Memphis, Tenn.

1977-78

Record: 23-6 H: 10-1 A: 6-2 N: 7-3			
Metro: 12-1/1st Place			
Postseason: NCAA First Round; AP No. 15			
N28.....	Rollins College.....	W.....	83-59
D1.....	Troy State.....	W.....	110-82
D5.....	Saint Leo College.....	W.....	90-49
D9.....	vs South Florida.....	W.....	76-67
D10.....	vs Seton Hall.....	W.....	94-63
D16.....	vs Texas A&M.....	W.....	100-77
D17.....	vs Navy.....	W.....	82-55
D23.....	vs Missouri.....	W.....	97-64
D27 {18} {11}.....	* at Cincinnati.....	L.....	75-77
D30 {18}.....	* vs Tulane.....	W.....	71-56
D31 {18}.....	vs Minnesota.....	L.....	74-88
J7.....	at Tulane.....	W.....	87-85

J11.....	Fairleigh Dickenson.....	W.....	85-43
J14.....	* Tulane.....	W.....	103-85
J17.....	* Cincinnati.....	W.....	76-66
J22.....	{9} * at Louisville.....	W.....	70-66
J26.....	{17} * at Saint Louis.....	W.....	88-75
F2.....	{15} South Alabama.....	L.....	56-58
F4.....	{15} * at Saint Louis.....	W.....	72-68
F6.....	{15} * at Memphis State.....	W.....	95-89
F11.....	{16} Memphis State.....	W.....	89-82
F13 {16}.....	at UNC Charlotte.....	L.....	79-88
F17 {14} {9}.....	* Louisville.....	W.....	81-70
F21 {12}.....	* Georgia Tech.....	W.....	78-72
F25 {12}.....	* at Georgia Tech.....	W.....	85-82
F27 {12}.....	at Oral Roberts.....	W..... (OT)80-76	
M3.....	{11} vs Georgia Tech.....	W.....	71-69
M4.....	{21} {20} vs Louisville.....	L.....	93-94
M11 {13} {1}.....	vs Kentucky.....	L.....	76-85

1-Big Sun Tournament at St. Petersburg, Fla.; 2-Birmingham Classic at Birmingham, Ala.; 3-at Orlando, Fla.; 4-Pillsbury Holiday Classic at Bloomington, Minn.; 5-Metro Conference Tournament at Cincinnati, Ohio; 6-NCAA Midwest Regional First and Second Rounds at Knoxville, Tenn.

1978-79

Record: 19-10 H: 9-1 A: 7-7 N: 3-2			
Metro: 7-3/3rd Place			
N27.....	Eckerd College.....	W.....	116-71
N30.....	Western Kentucky.....	W.....	70-59
D4.....	at Auburn.....	W.....	71-70
D9.....	vs Florida.....	W.....	68-61
D18.....	Florida Southern.....	W.....	106-75
D22.....	at Dayton.....	L.....	80-97
D23.....	vs Penn State.....	L.....	57-64
D31.....	at Ala. Birmingham.....	W.....	85-66
J3.....	at Jacksonville.....	L.....	68-71
J5.....	vs Georgia Southern.....	W.....	96-83
J6.....	at Old Dominion.....	L..... (2OT) 76-80	
J10.....	* at Tulane.....	L.....	60-74
J12.....	* at Saint Louis.....	W.....	61-59
J18.....	* at Memphis State.....	W..... (OT)93-86	
J20.....	{7} * Louisville.....	L.....	65-67
J23.....	Georgia Tech.....	W.....	79-73
J25.....	at George Washington.....	W.....	71-68
J27.....	* at Cincinnati.....	W.....	80-77
J29.....	* Tulane.....	W.....	89-84
J31.....	{6} * at Louisville.....	L.....	71-84
F3.....	Jacksonville.....	W.....	84-81
F6.....	at South Alabama.....	L.....	61-78
F10.....	at Georgia Tech.....	L.....	72-75
F12.....	* Saint Louis.....	W.....	84-79
F17.....	* Cincinnati.....	W.....	76-71
F25.....	* Memphis State.....	W.....	90-87
M1.....	vs Tulane.....	W.....	101-92
M2.....	at Memphis State.....	W.....	35-34
M3.....	vs Virginia Tech.....	L.....	60-68

1-at Jacksonville, Fla.; 2-Dayton Invitational at Dayton, Ohio; 3-Old Dominion Classic at Norfolk, Va.; 4-Metro Conference Tournament at Memphis, Tenn.

1979-80

Record: 22-9 H: 10-3 A: 7-5 N: 5-1			
Metro: 7-5/4th Place			
Postseason: NCAA Second Round			
N30.....	Florida A&M.....	W.....	101-63
D2.....	Jacksonville.....	L.....	76-77
D6.....	at South Florida.....	W.....	89-71
D8.....	vs Florida.....	W.....	87-70
D20.....	Minnesota.....	W.....	112-91
D29.....	at Western Kentucky.....	W.....	67-65
D31.....	* vs Tulane.....	W.....	108-97
J4.....	* at Saint Louis.....	W.....	75-73
J7.....	South Florida.....	W.....	84-69
J10.....	* at Memphis State.....	W.....	74-69
J12.....	* at Tulane.....	L.....	79-80
J14.....	South Carolina Aiken.....	W.....	82-69
J19.....	at Marquette.....	L.....	64-74
J21.....	* Virginia Tech.....	L.....	77-79
J27.....	{7} * at Louisville.....	L.....	73-79
F2.....	* at Cincinnati.....	W.....	54-52
F4.....	Auburn.....	W.....	73-69
F7.....	* Memphis State.....	W.....	55-54
F9.....	* Cincinnati.....	W.....	77-74
F11.....	at Florida Southern.....	W.....	85-78
F14.....	* Saint Louis.....	W.....	71-69
F16.....	at Jacksonville.....	W.....	64-55
F18.....	Cleveland State.....	W.....	86-83
F20.....	Alabama Birmingham.....	W.....	89-87
F22.....	* at Virginia Tech.....	L.....	76-78
F24.....	{2} * Louisville.....	L.....	75-83
F28.....	vs Tulane.....	W.....	85-73
F29.....	vs Cincinnati.....	W..... (2OT) 79-69	
M1.....	{4} * at Louisville.....	L.....	72-81
M7.....	vs Toledo.....	W.....	94-91
M9.....	{4} * vs Kentucky.....	W.....	78-97

1-at Jacksonville, Fla.; 1-at Miami, Fla.; 3-Game forfeited by Memphis State; 4-Metro Conference Tournament at Louisville, Ky.; 5-NCAA Midwest First and Second Round at Bowling Green, Ky.

1980-81

Record: 17-11 H: 8-2 A: 5-6 N: 4-3			
Metro: 7-5/2nd Place			
N28.....	Central Florida.....	W.....	57-41
D2.....	at Minnesota.....	L.....	66-79
D6.....	Jacksonville.....	W.....	59-57
D13.....	vs Florida.....	L..... (2OT) 74-81	

D17.....	at Auburn.....	L.....	74-78
D19.....	vs Missouri.....	W.....	68-64
D20.....	vs Georgia.....	W.....	64-62
D31.....	vs South Carolina.....	L.....	78-80
J3.....	* Memphis State.....	W.....	84-66
J5.....	* at Cincinnati.....	W.....	79-77
J10.....	Baptist College.....	W.....	87-60
J12.....	* at Virginia Tech.....	L..... (OT)70-80	
J17.....	* at Louisville.....	L.....	78-98
J20.....	at Jacksonville.....	W.....	59-50
J24.....	* Tulane.....	W.....	79-61
J26.....	at Florida.....	W.....	82-71
J31.....	* at Tulane.....	W.....	74-68
F4.....	* at Saint Louis.....	L.....	71-72
F7.....	* Louisville.....	L..... (OT)73-82	
F9.....	* Saint Louis.....	W.....	70-57
F14.....	* Cincinnati.....	L.....	79-80
F16.....	* Virginia Tech.....	W.....	80-76
F18.....	at South Carolina.....	L.....	70-83
F21.....	Florida A&M.....	W.....	92-79
F28.....	* at Memphis State.....	W.....	80-78
M1.....	vs Marquette.....	W.....	81-78
M5.....	vs Saint Louis.....	W.....	84-77
M6.....	vs Cincinnati.....	L.....	57-58

1-at Jacksonville, Fla.; 2-Cotton States Classic at Atlanta, Ga.; 3-at Miami, Fla.; 4-at Tampa, Fla.; 5-Metro Conference Tournament at Louisville, Ky.

1981-82

Record: 11-17 H: 5-8 A: 3-6 N: 3-3			
Metro: 4-8/6th Place			
N29.....	Florida A&M.....	W.....	81-67
D1.....	Georgia.....	L.....	67-70
D4.....	vs Jacksonville.....	W..... (OT)94-93	
D5.....	vs South Florida.....	L.....	67-82
D9.....	Jacksonville.....	L.....	80-83
D12.....	vs Florida.....	L.....	65-81
D19.....	Auburn.....	L.....	76-77
D22.....	at South Carolina.....	W.....	82-77
D29.....	vs UNC-Charlotte.....	W.....	76-73
D30.....	at Dayton.....	L.....	79-93
J4.....	{14} * at Louisville.....	L.....	57-79
J9.....	* at Memphis State.....	L.....	63-90
J11.....	Florida.....	W.....	82-67
J14.....	* at Saint Louis.....	W.....	75-74
J16.....	* at Virginia Tech.....	W.....	69-65
J23.....	* Saint Louis.....	W.....	89-73
J25.....	Saint Leo College.....	W.....	101-74
J27.....	at Jacksonville.....	L..... (OT)79-80	
J30.....	* Louisville.....	W.....	71-65
F1.....	* at Tulane.....	L.....	53-66
F10.....	* Tulane.....	L.....	61-62
F13.....	* Memphis State.....	L.....	60-62
F20.....	* at Cincinnati.....	L.....	83-84
F22.....	South Carolina.....	L.....	84-87
F25.....	* Virginia Tech.....	L.....	76-77
F27.....	* Cincinnati.....	L.....	71-73
M5.....	vs Tulane.....	W.....	54-49
M6.....	vs Louisville.....	L.....	73-97

1-First game played at Tallahassee Leon County Civic Center; 2-Florida Four Tournament at Tampa, Fla.; 3-at Jacksonville, Fla.; 4-Dayton Invitational at Dayton, Ohio; 5-Metro Conference Tournament at Memphis, Tenn.

1982-83

Record: 14-14 H: 8-5 A: 4-7 N: 2-2			
Metro: 6-8/5th Place			
N29.....	Saint Leo College.....	W.....	92-54
D1.....	at Auburn.....	L.....	68-78
D6.....	Florida A&M.....	W.....	81-79
D10.....	vs South Florida.....	L.....	77-90
D11.....	vs Jacksonville.....	W.....	81-66
D19.....	Florida.....	L.....	63-84
D22.....	Pittsburgh.....	L.....	74-75
D29.....	at San Diego State.....	L.....	85-89
D30.....	{19} vs Tulsa.....	W.....	96-80
J2.....	at New Mexico.....	W.....	74-71
J4.....	at Jacksonville.....	W.....	61-60
J8.....	{13} * Louisville.....	L.....	69-96
J13.....	* Southern Miss.....	W.....	94-82
J15.....	* at Virginia Tech.....	L.....	69-70
J22.....	* Cincinnati.....	W.....	86-78
J29.....	* at Southern Miss.....	W.....	71-65
F2.....	* at South Carolina.....	W..... (OT)90-85	
F5.....	* at Cincinnati.....	L.....	48-63
F7.....	{12} * at Louisville.....	L.....	63-89
F12.....	Jacksonville.....	W.....	83-74
F14.....	* Tulane.....	L..... (2OT)79-80	
F19.....	* Virginia Tech.....	W.....	82-78
F22.....	New Mexico.....	W.....	79-77
F26.....	{14} * Memphis State.....	W.....	74-72
F28.....	* South Carolina.....	L.....	76-79
M3.....	{17} * at Memphis State.....	L.....	67-94
M5.....	* at Tulane.....	L.....	66-71
M11 {17}.....	vs Memphis State.....	L.....	74-84

1-Florida Four Tournament at Gainesville, Fla.; 2-Cabrillo Classic at San Diego, Calif.; 3-Metro Conference Tournament at Cincinnati, Ohio

1983-84

Record: 20-11 H: 13-3 A: 5-7 N: 2-1			
Metro: 9-5/3rd Place			
Postseason: NIT Second Round			
N26.....	Central Florida.....	W.....	96-65
N28.....	Tampa.....	W.....	83-70

D2.....	at Florida.....	W.....	67-60
D5.....	Auburn.....	L.....	69-76
D8.....	Jacksonville.....	W.....	76-63
D10.....	Florida International.....	W.....	94-75
D20.....	at Pittsburgh.....	L.....	89-102
D23.....	Florida.....	W.....	87-64
D30.....	Furman.....	W..... (OT)93-91	
J3.....	* South Carolina.....	L.....	68-76
J7.....	* at Southern Miss.....	W.....	83-64
J9.....	* at Tulane.....	L.....	43-50
J14.....	* Cincinnati.....	W.....	71-57
J18.....	Baptist College.....	W.....	92-75
J25.....	{14} * at Louisville.....	L.....	71-95
J28.....	* at South Carolina.....	W.....	87-82
F4.....	* Southern Miss.....	W.....	78-74
F6.....	{17}		

ALL-TIME RESULTS

1986-87

Record: 19-11 H: 14-2 A: 3-8 N: 2-1
Metro: 6-6/6th Place
Postseason: NIT Second Round

N28	Florida	W	80-76
D4	USC-Spartanburg	W	97-69
D6	(8) Alabama	W	72-71
D1	(9) at Oklahoma	L	92-109
D16	at Western Carolina	W	101-76
D20	Valdosta State	W	85-75
D29	vs Alcorn State	W	84-62
D30	vs Tennessee	W	(OT)91-90
J3	at Jacksonville	L	78-90
J5	Wisconsin Green Bay	W	57-49
J7	* Louisville	L	64-73
J12	Stetson	W	83-75
J17	* at Cincinnati	L	67-69
J19	* at Memphis State	L	68-76
J21	* South Carolina	L	60-63
J24	* at Southern Miss	W	94-74
J26	Central Florida	W	76-57
J31	* at Virginia Tech	L	(OT)79-82
F2	* Cincinnati	W	77-75
F4	at Miami	L	57-63
F11	* Memphis State	W	98-89
F14	* at South Carolina	W	80-72
F16	South Florida	W	83-78
F18	* at Louisville	L	71-87
F23	* Virginia Tech	W	107-78
F26	Miami	W	80-84
F28	* Southern Miss	W	117-102
M6	vs. South Carolina	L	85-86
M12	Rhode Island	L	107-92
M16	at Vanderbilt	L	92-109

1-Red Lobster Classic at Orlando, Fla.; 2-Metro Conference Tournament at Louisville, Ky.; 3-National Invitation Tournament at Tallahassee, Fla.; 4-National Invitation Tournament at Nashville, Tenn.

1987-88

Record: 19-11 H: 13-2 A: 4-7 N: 2-2
Metro: 7-5/2nd Place
Postseason: NCAA Second Round

N28	Bucknell	W	87-58
D2	Florida International	W	121-75
D5	Penn State	W	63-60
D10	(16) Oklahoma	L	87-89
D12	(12) at Florida	L	48-71
D16	vs. Stetson	W	80-67
D19	at Tennessee	L	(OT)78-81
D21	Hardin Simmons	W	93-79
D28	(3) vs. Pittsburgh	L	71-72
D29	at Central Florida	W	101-67
J6	Jacksonville	W	87-63
J9	* Louisville	W	83-76
J13	* Memphis State	W	92-85
J16	at South Florida	W	86-70
J23	* at Cincinnati	W	74-71
J25	* South Carolina	L	72-80
J28	Central Florida	W	93-69
J30	* at Virginia Tech	L	87-88
F2	Monmouth	W	82-68
F6	* Cincinnati	W	101-68
F13	* Southern Miss	W	83-75
F17	* at Louisville	L	62-82
F20	* at Memphis State	L	76-81
F24	Alabama State	W	108-90
F27	* at South Carolina	L	78-81
M2	* Virginia Tech	W	92-79
M5	* at Southern Miss	W	87-83
M11	vs. Cincinnati	W	84-74
M12	at Memphis State	L	74-81
M18	(17) vs. Iowa	L	98-102

1-at Daytona Beach, Fla.; 2-Citrus Bowl Classic at Orlando, Fla.; 3-Metro Conference Tournament at Memphis, Tenn.; 4-NCAA West Regional First Round at Los Angeles, Calif.

1988-89

Record: 22-8 H: 12-2 A: 10-3 N: 0-3
Metro: 9-3/1st Place
Postseason: NCAA First Round; AP No. 16

N25	(17) Central Florida	W	133-79
N29	(14) Florida International	W	100-75
D3	(14) Florida	W	104-86
D9	(13) Stetson	W	91-74
D14	(12) South Alabama	W	87-82
D17	(12) at Penn State	W	78-71
D20	(11) South Florida	W	113-81
D28	(10) at Central Florida	W	97-64
D29	(10) (17) vs. Villanova	L	67-68
J4	(15) Rider	W	113-67
J7	(15) Southern Miss	W	104-79
J11	(14) at Jacksonville	W	85-70
J15	(14) (17) Tennessee	W	101-90
J18	(14) at Arkansas	W	(OT) 112-105
J21	(14) Cincinnati	W	95-80
J26	(11) * at South Carolina	W	69-67
J28	(11) * at Virginia Tech	W	100-97
F1	(8) * Memphis State	L	82-99
F4	(8) * at Cincinnati	W	66-65
F6	(8) (7) * at Louisville	W	81-78
F8	(12) * South Carolina	W	88-72
F16	(7) (10) * Louisville	L	(OT) 77-78
F18	(7) * at Memphis State	L	78-89
F21	(12) * at New Orleans	L	77-83

F23	(12) (14) at La Salle	L	100-101
M1	(16) * Virginia Tech	W	117-97
M4	(16) * at Southern Miss	W	81-78
M11	(14) at South Carolina	W	80-63
M12	(14) (16) vs. Louisville	L	80-87
M16	(16) vs. Middle Tennessee St.	L	83-97

1-Red Lobster Classic at Orlando, Fla.; 2-Metro Conference Tournament at Columbia, S.C.; 3-NCAA Southeast Regional First Round at Nashville, Tenn.

1989-90

Record: 16-15 H: 9-4 A: 6-6 N: 1-5
Metro: 6-8/5th Place

N24	vs. Kansas State	L	70-71
N25	at Alaska Anchorage	W	75-74
N26	vs. Connecticut	L	60-63
D1	(24) at Florida	L	69-82
D3	Auburn	W	82-78
D9	New Orleans	W	66-64
D16	at South Florida	W	78-72
D19	Samford	W	100-62
D22	Stetson	W	92-83
D27	(19) vs. NC State	L	72-90
D29	vs. Rhode Island	W	95-76
J2	at South Alabama	W	78-75
J4	* Tulane	W	92-68
J6	* Southern Miss	W	113-82
J8	Jacksonville	W	(OT)104-99
J11	* at Cincinnati	L	62-82
J14	(11) * Louisville	L	66-73
J18	at Miami	L	(OT)97-101
J20	* South Carolina	L	53-56
J25	* Memphis State	W	78-72
J27	* at Virginia Tech	W	67-63
J31	* at Southern Miss	L	72-84
F3	(7) vs. Syracuse	L	69-90
F6	(15) * at Louisville	L	50-69
F8	* Cincinnati	L	69-72
F13	* at Memphis State	L	69-81
F17	Miami	W	92-73
F20	at Tulane	W	69-67
F24	* Virginia Tech	L	74-84
M3	* at South Carolina	W	79-70
M8	vs. Cincinnati	L	(OT)64-65

1-Great Alaska Shootout at Anchorage, Alaska; 2-ECAC Holiday Festival at New York, N.Y.; 3-Game played at Orlando, Fla.; 4-Metro Conference Tournament at Biloxi, Miss.

1990-91

Record: 21-11 H: 12-2 A: 4-8 N: 5-1
Metro: 9-5/2nd Place (Tournament Champions)
Postseason: NCAA Second Round

N27	Texas Southern	W	95-71
N30	Florida	L	68-85
D3	Morgan State	W	89-48
D9	La Salle	W	83-74
D15	at Auburn	L	96-99
D18	South Florida	W	80-72
D22	(1) at Nevada Las Vegas	L	69-101
D29	at Florida Intl	W	92-73
J3	* at Tulane	L	61-77
J5	* at So. Mississippi	L	72-84
J10	* Cincinnati	W	72-67
J12	* Louisville	W	77-66
J14	vs. Stetson	W	69-64
J19	(22) * at South Carolina	W	(OT)81-80
J21	(2) * Arkansas	L	92-109
J24	* at Memphis State	L	66-67
J26	* at Virginia Tech	W	71-60
F2	* Tulane	W	85-79
F7	* at Cincinnati	L	67-76
F9	* at Louisville	L	72-88
F13	Alabama State	W	113-88
F16	at Jacksonville	W	99-79
F18	(7) at Syracuse	L	79-88
F21	* Memphis State	W	76-64
F23	* Virginia Tech	W	91-79
F26	* Southern Mississippi	W	85-83
M2	* South Carolina	W	70-59
M7	vs. South Carolina	W	65-55
M8	vs. Virginia Tech	W	91-71
M9	vs. Louisville	W	76-69
M14	vs. S. California	W	75-72
M16	(3) vs. Indiana	L	60-82

1-at Orlando, Fla.; 2-Metro Conference Tournament at Roanoke, Va.; 3-NCAA Southeast Regional First and Second Rounds at Louisville, Ky.

1991-92

Record: 22-10 H: 12-3 A: 7-4 N: 3-3
ACC: 11-5/2nd Place
Postseason: NCAA Sweet 16; Final AP No. 20/USA Today No. 14

N26	Jacksonville	W	100-91
D3	vs. Syracuse	L	71-89
D6	Southern	W	95-75
D7	Florida A&M	W	2-0
D15	(5) * at North Carolina	W	86-74
D20	at South Florida	L	88-92
D23	Robert Morris	W	76-60
D29	Duquesne	W	88-73
J2	UNC Asheville	W	107-54
J4	* Virginia	L	(OT)68-77
J6	(1) * at Duke	L	70-86
J11	(19) * at Wake Forest	W	(OT)88-85

J18	* at Maryland	W	(OT)91-83
J20	Mercer	W	78-64
J23	(18) * at Georgia Tech	W	83-79
J25	* NC State	W	98-76
J27	at Florida	W	68-67
J30	(23) (1) * Duke	L	62-75
F1	(23) (3) * Wake Forest	W	79-78
F5	(23) * Maryland	L	85-93
F8	(23) * Clemson	W	102-90
F10	(23) * at NC State	W	87-79
F13	(23) * at Virginia	W	64-63
F15	(23) * Georgia Tech	W	80-67
F18	(16) (3) * at Clemson	L	67-68
F23	(16) * at DePaul	L	75-85
F27	(22) (10) * North Carolina	W	110-96
M13	(18) vs. NC State	W	93-80
M14	(18) (20) vs. North Carolina	L	76-80
M19	(20) vs. Montana	W	78-68
M21	(20) vs. Georgetown	W	78-68
M26	(20) (4) * Indiana	L	74-85

1-ACC/Big East Challenge at Atlanta, Ga.; 2-Capitol City Classic at Tallahassee, Fla.; 3-Capitol City Classic at Tallahassee forfeit win by Florida State; 4-ACC Tournament at Charlotte, N.C.; 5-NCAA West Regional First and Second Rounds at Boise, Idaho; 6-NCAA West Regional Semifinal at Albuquerque, N.M.

1992-93

Record: 25-10 H: 13-2 A: 7-4 N: 5-4
ACC: 12-4/2nd Place
Postseason: NCAA Elite Eight; Final AP Poll No. 11/USA Today No. 7

N18	(9) * Siena College	W	89-80
N20	(9) (19) Iowa State	W	109-86
N25	(7) (4) vs. Indiana	L	(OT)78-81
N27	(7) (21) vs. UCLA	L	(OT)83-86
D2	(11) (19) Massachusetts	W	67-64
D15	(10) at Duquesne	L	84-91
D19	(10) vs. UNC Charlotte	W	63-59
D20	(10) vs. Temple	W	(OT)91-80
D22	(18) Arkansas Little Rock	W	95-64
D28	(18) Md.-Baltimore County	W	109-80
D30	(18) South Florida	W	94-73
J2	(18) Florida	L	86-89
J6	(23) (25) * at Virginia	L	76-80
J9	(23) (25) * at Wake Forest	W	(OT)74-72
J13	* Maryland	W	105-85
J16	* NC State	W	70-54
J20	* at Clemson	W	89-71
J24	(6) * Duke	W	(OT)89-88
J27	(19) (3) * at North Carolina	L	77-82
J31	(19) (18) * Georgia Tech	W	96-77
F2	(12) at Jacksonville	W	92-77
F6	(12) at Connecticut	W	86-74
F8	(12) (24) * Virginia	W	99-84
F10	(10) (9) * Wake Forest	W	111-94
F13	(10) * at Maryland	W	87-84
F17	(9) * at NC State	W	72-71
F20	(9) * Clemson	W	102-92
F24	(6) (9) * at Duke	L	75-98
F27	(6) (3) * North Carolina	L	76-86
M4	(11) * at Georgia Tech	W	83-82
M12	(10) vs. Clemson	L	75-87
M18	(11) vs. Evansville	W	82-70
M20	(11) vs. Tulane	W	94-63
M25	(11) (25) vs. Western Kentucky	W	(OT)81-78
M27	(11) (2) * Kentucky	L	81-106

1993-94

Record: 13-14 H: 10-4 A: 2-9 N: 1-1
ACC: 6-10/7th Place

D1	Florida Atlantic	W	110-59
D11	Bethune Cookman	W	80-70
D11	at South Florida	L	63-65
D18	vs. Florida	W	69-59
D20	Morgan State	W	90-67
D22	Mt. St. Mary's	W	108-81
D30	UNC Greensboro	W	94-76
J2	Lafayette	W	105-87
J6	* at Virginia	L	64-84
J8	* Wake Forest	L	66-90
J11	* at Maryland	L	74-80
J16	* at NC State	L	70-78
J19	* Clemson	W	60-57
J22	(5) * at Duke	L	79-106
J26	(4) * North Carolina	L	77-90
J29	(21) * at Georgia Tech	W	74-73
F3	(11) at Massachusetts	L	58-62
F6	* Virginia	W	100-64
F10	* at Wake Forest	L	69-77
F12	* Maryland	L	66-69
F16	* NC State	W	75-70
F19	* at Clemson	W	79-71
F21	(16) at Florida	L	61-72
F23	(2) * Duke	L	72-84
F26	(4) * at North Carolina	L	75-78
M2	* Georgia Tech	W	71-67
M11	(11) vs. North Carolina	L	69-83

1-Milk Challenge at Orlando, Fla.; 2-ACC Tournament at Charlotte, N.C.

1994-95

Record: 12-15 H: 10-5 A: 2-8 N: 0-2
ACC: 5-11/6th Place

N25	Florida International	W	88-41
N29	South Florida	W	95-88
D3	Florida Atlantic	W	101-63
D6	(8) at Arizona	L	78-96
D10	Tulane	W	81-74
D17	(8) vs. Florida	L	(OT) 65-71
D22	SE Missouri State	W	100-75
D29	Detroit Mercy	W	84-83
J4	* Virginia	L	75-81
J7	(18) * at Wake Forest	L	64-72
J10	(9) * Maryland	L	57-70
J15	* NC State	W	107-79
J18	* at Clemson	W	67-66
J21	* Duke	W	78-75
J25	(3) * at North Carolina	L	70-100
J29	(21) * Georgia Tech	L	68-81
F1	at UNC Greensboro	W	75-65
F4	(15) * at Virginia	L	(OT)63-76
F8	(11) * Wake Forest	W	69-67
F11	(8) * at Maryland	L	65-80
F15	* at NC State	L	77-86
F18	* Clemson	W	62-57
F20	Florida	L	62-75
F22	* at Duke	L	67-72
F25	(3) * North Carolina	L	78-80
M2	* at Georgia Tech	L	67-69
M10	(10) vs. Maryland	L	64-71

1-Milk Challenge at Orlando, Fla.; 2-ACC Tournament at Greensboro, N.C.

1995-96

Record: 13-14 H: 9-6 A: 2-7 N: 2-1
ACC: 5-11/8th Place

N27	Howard	W	97-81
N28	Florida International	W	92-44
D2	Jacksonville	W	87-80
D5	at Tulane	L	77-78
D9	vs. DePaul	W	85-80
D12	(8) Connecticut	L	61-79
D16	vs. Florida	W	74-52
D20	Radford	W	79-59
D28	MD-Baltimore County	W	80-56
D30	MD-Eastern Shore	W	

ALL-TIME RESULTS

1996-97 (continued)

1-Milk Classic at Orlando, Fla.; 2-Capitol City Classic at Tallahassee, Fla.; 3-ACC Tournament at Greensboro, N.C.; 4-National Invitation Tournament at Syracuse, N.Y.; 5-National Invitation Tournament at Tallahassee, Fla.; 6-National Invitation Tournament at Morgantown, W.V.; 7-National Invitation Tournament Semifinals and Final at New York, N.Y.

1997-98

Record: 16-14 H: 9-5 A: 6-6 N: 3-3 | ACC: 6-10/T6th Place
Postseason: NCAA Second Round

N14	at Rice	W	65-53
N17	Loyola College (Md.) ¹	W	89-72
N19	Utah State ¹	W	66-55
N26	(25)	(1)	vs Connecticut ¹	W	67-60
N28	(25)	(2)	vs Kansas ²	L	58-73
D2	(19)	Florida Atlantic	W	90-52
D6	(19)	Jacksonville	W	74-44
D14	(16)	vs Florida ³	W	83-81
D17	(17)	UNC Asheville ³	W	77-60
D20	(17)	(1)	North Carolina	L	73-81
D23	(17)	(5)	Arizona	W	84-79
D29	(15)	at Southwestern La.	W	80-71
D31	(15)	at DePaul	W	66-55
J3	(15)	at NC State	W	68-55
J7	(13)	at Maryland	L	74-81
J10	(13)	(2)	Duke	L	63-75
J13	(17)	at Clemson	L	65-86
J18	(17)	at Georgia Tech	W	70-67
J22	(20)	Wake Forest	W	83-59
J24	(20)	(2)	North Carolina	L	55-103
J28	(23)	NC State	W	64-52
J31	(23)	at South Florida	L	68-70
F4	at Virginia	W	71-63
F7	(23)	Maryland	L	62-68
F10	(2)	at Duke	L	72-86
F15	Clemson	L	49-78
F18	Georgia Tech	L	59-72
F21	Wake Forest	L	68-69
F28	Virginia	W	88-63
M5	vs NC State ⁴	L	63-65
M13	(15)	vs Texas Christian ⁵	W	96-87
M15	vs Valparaiso ⁶	L	(OT) 77-83

1-Preseason National Invitation Tournament at Tallahassee, Fla.; 2-Preseason National Invitation Tournament at New York, N.Y.; 3-Milk Classic at Orlando, Fla.; 4-ACC Tournament at Greensboro, N.C.; 5-NCAA Midwest Regional First and Second Rounds at Oklahoma City, Okla.

1998-99

Record: 13-17 H: 7-7 A: 3-8 N: 3-2 ACC: 5-11/T7th Place						
N13	Sam Houston State	W	88-51
N20	Florida	L	66-82
N24	Idaho	W	70-57
D1	at Virginia	W	72-69
D6	Auburn	L	68-80
D14	at Temple	L	66-75
D17	at Jacksonville	W	72-53
D20	Georgia Southern	W	80-43
D23	at Butler	L	65-77
D28	vs Princeton ¹	L	46-50
D29	vs Mississippi State ¹	W	69-58
D30	vs Murray State ¹	W	(OT) 80-76
J6	(11)	North Carolina	L	54-72
J9	at Georgia Tech	W	75-56
J12	(25)	Clemson	W	70-64
J16	(2)	at Duke	L	73-98
J20	Wake Forest	W	71-59
J23	NC State	W	74-68
J27	(4)	at Maryland	L	87-107
J30	Virginia	L	60-67
F2	South Florida	W	77-66
F7	(12)	at North Carolina	L	64-98
F11	Georgia Tech	L	(2OT) 108-111
F14	at Clemson	L	45-78
F17	(1)	Duke	L	59-85
F20	Wake Forest	L	65-67
F24	at NC State	L	63-71
F27	(5)	Maryland	L	75-84
M4	vs Clemson ²	W	(OT) 87-85
M5	(5)	vs Maryland ²	L	69-93

1-Rainbow Classic at Honolulu, Hawaii; 2-ACC Tournament at Charlotte, N.C.

1999-00

Record: 12-17 H: 8-6 A: 3-9 N: 1-2 ACC: 6-10/T6th Place						
N19	(7)	at Florida	L	61-96
N23	Norfolk State	W	81-70
N27	Jacksonville	W	83-59
N29	(11)	Temple	L	58-69
D1	at Northwestern	W	60-46
D5	(7)	at Auburn	L	54-55
D11	Seton Hall	L	56-79
D18	vs Massachusetts ¹	L	60-69
D22	Vanderbilt	W	70-65
D30	The Citadel	W	77-51
J4	at Wake Forest	W	66-64
J8	at South Florida	L	55-66
J12	Clemson	W	60-57
J16	(6)	Duke	L	54-85
J19	at Georgia Tech	L	62-65
J22	(21)	at North Carolina	W	76-71
J26	at Virginia	L	81-86
J29	(22)	Maryland	L	63-82
F2	at NC State	L	58-68
F5	Wake Forest	W	66-61

F12	at Clemson	L	58-84
F16	(3)	at Duke	L	68-101
F21	Georgia Tech	W	64-54
F23	North Carolina	L	67-70
F26	Virginia	W	71-64
M1	(17)	at Maryland	L	70-85
M5	NC State	L	51-70
M9	vs Georgia Tech ²	W	63-62
M10	(20)	vs Maryland ²	L	61-82

1-Orange Bowl Classic at Sunrise, Fla.; 2-ACC Tournament at Charlotte, N.C.

2000-01

Record: 9-21 H: 6-10 A: 2-8 N: 1-3 ACC: 4-12/8th Place						
N17	(11)	Florida	L	70-85
N23	vs Ohio State ¹	L	65-90
N24	(21)	vs DePaul ¹	L	74-80
N25	vs Rhode Island ¹	W	86-71
N29	Minnesota ²	L	71-76
D4	Furman	W	(OT) 74-79
D7	South Florida	L	54-69
D9	at Vanderbilt	L	60-72
D17	Jacksonville	W	75-61
D19	at Cleveland State	W	(2OT) 85-87
D21	Binghamton	W	79-57
D30	Morgan State	W	74-64
J4	(3)	Duke	L	72-99
J6	UNC Asheville	W	76-68
J9	(6)	at Wake Forest	L	53-76
J14	(14)	Maryland	L	55-76
J16	(13)	at Virginia	L	71-89
J20	(6)	North Carolina	L	70-80
J25	NC State	L	(OT) 81-84
J27	at Georgia Tech	L	68-77
J31	Clemson	W	(OT) 88-84
F4	(2)	at Duke	L	58-100
F10	(19)	Wake Forest	L	65-71
F14	(17)	at Maryland	W	74-71
F17	(12)	Virginia	L	66-69
F22	(2)	at North Carolina	L	67-95
F25	at NC State	L	46-71
F28	Georgia Tech	W	69-59
M3	at Clemson	W	75-63
M8	vs Clemson ³	L	64-66

1-Great Alaska Shootout at Anchorage, Alaska; 2-ACC/Big Ten Challenge at Tallahassee, Fla.; 3-ACC Tournament at Atlanta, Ga.

2001-02

Record: 12-17 H: 10-6 A: 1-10 N: 1-1 ACC: 4-12/T7th Place						
N16	(6)	at Florida	L	47-68
N20	Savannah State	W	93-41
N23	Elon	W	89-59
N28	at Northwestern ¹	W	50-57
D4	Birmingham Southern	W	78-62
D8	Western Carolina	L	69-79
D16	(19)	at Wake Forest	L	72-93
D19	Cleveland State	W	76-63
D22	American	L	72-77
D27	Virginia Tech	W	78-49
D29	Campbell	W	93-47
J2	at South Florida	W	78-74
J6	(1)	Duke	W	77-76
J8	at NC State	L	62-77
J16	North Carolina	W	81-71
J20	(10)	at Virginia	L	74-91
J24	Clemson	W	68-63
J26	(3)	Maryland	L	63-84
J30	at Georgia Tech	L	46-77
F2	(24)	Wake Forest	L	80-89
F7	(1)	at Duke	L	49-80
F10	NC State	L	67-76
F17	at North Carolina	L	85-95
F20	(22)	Virginia	W	66-59
F23	at Clemson	L	78-87
F27	(2)	Maryland	L	63-96
M2	Georgia Tech	W	78-86
M7	vs Clemson ²	W	(OT) 91-84
M8	(2)	vs Maryland ²	L	59-85

1-ACC/Big Ten Challenge at Evanston, Ill.; 2-ACC Tournament at Charlotte, N.C.

2002-03

Record: 14-15 H: 11-5 A: 1-8 N: 2-2 ACC: 4-12/9th Place						
N24	Savannah State	W	79-46
N27	Mercer	W	83-47
D2	Iowa ¹	W	80-67
D6	(8)	Florida	L	57-58
D8	Miami	W	72-55
D15	Birmingham Southern	W	56-47
D18	Stetson	W	93-76
D22	(23)	North Carolina	W	48-69
D28	vs Boston University ²	L	69-84
D30	vs Davidson College ²	W	82-66
J4	at Virginia Tech	W	76-69
J6	Texas A&M Corpus Ch.	W	72-56
J11	(21)	at Maryland	L	62-81
J14	at Georgia Tech	L	74-81
J18	NC State	L	63-70
J21	Clemson	W	60-59
J26	(17)	at Wake Forest	L	60-71
J29	at Virginia	L	72-85
F2	(5)	Duke	W	75-70
F8	at North Carolina	L	60-61
F12	(16)	Maryland	L	72-74
F15	Georgia Tech	W	71-64

F18	at NC State	L	60-71
F22	at Clemson	L	60-74
F26	(12)	Wake Forest	L	56-60
M1	Virginia	W	73-59
M6	(10)	at Duke	L	56-72
M13	vs Clemson ³	W	72-61
M14	(9)	vs Wake Forest ³	L	61-69

1-ACC/Big Ten Challenge at Tallahassee, Fla.; 2-Fiesta Bowl Classic Honoring Bobbi Olsen at Tucson, Ariz.; 3-ACC Tournament at Charlotte, N.C.

2003-04

Record: 19-14 H: 15-3 A: 3-10 N: 1-1 ACC: 6-10/T7th Place						
Postseason: NIT Second Round						
N21	Maine	W	69-49
N24	Georgetown College ¹	W	81-67
N26	Nicholls State	W	99-54
N28	South Carolina State	W	81-46
D1	Northwestern ²	W	71-53
D3	Mississippi	W	66-60
D6	Fairleigh Dickinson	W	83-46
D14	at Miami	W	67-58
D18	Wagner ¹	W	83-62
D20	vs Chicago State ²	W	47-42
D22	at Pittsburgh ²	L	56-63
D28	(24)	Maryland	W	79-75
D30	at Stetson	W	87-72
J3	(14)	at Florida	L	73-87
J11	NC State	L	53-58
J13	at Clemson	L	48-53
J18	at Virginia	L	(OT) 67-76
J22	(7)	North Carolina	W	(OT) 90-81
J25	(10)	Wake Forest	W	75-70
J29	(1)	at Duke	L	

ALL-TIME RESULTS

2008-09

Record: 25-10 H: 13-3 A: 7-5 N: 5-2 | ACC: 10-6/4th
Postseason: NCAA First Round

N15	at Jacksonville	W	59-57
N18	at La Salle	W	65-61
N20	Stetson	W	79-77
N22	Coastal Carolina	W	82-70
N24	Western Illinois	W	67-55
N29	vs. Cincinnati	W	58-47
N29	vs. California	W	80-77
D3	at Northwestern	L	59-73
D7	(23) Florida	W	57-55
D13	at Georgia State	W	62-57
D16	Tennessee Tech	W	69-59
D18	Charleston Southern	W	71-48
D21	(3) Pittsburgh	L	48-56
D28	vs. Western Kentucky	W	82-69
J3	Texas A&M Corpus Ch.	W	69-48
J10	(2) Duke	L	58-66
J13	at NC State	W	78-65
J17	Maryland	W	(OT) 76-73
J21	at Miami	L	69-75
J24	at Virginia	W	73-62
J28	(5) North Carolina	L	77-90
F5	Georgia Tech	W	62-58
F7	at Clemson	W	65-61
F10	(25) Virginia	W	68-57
F14	(25) Wake Forest	L	63-86
F18	Miami	W	80-67
F21	at Virginia Tech	W	67-65
F24	(23) at Boston College	L	67-72
F28	(23) (12) Clemson	W	73-66
M3	(24) (7) Duke	L	81-84
M18	(24) Virginia Tech	W	63-53
M13	(22) Georgia Tech	W	64-62
M14	(22) (1) vs. North Carolina	W	73-70
M16	(22) (7) vs. Duke	L	69-79
M20	(16) vs. Wisconsin	L	(OT) 59-61

1 - Global Sports Classic at Tallahassee, Fla. 2 - Global Sports Classic at Las Vegas, Nev. 3 - ACC/Big Ten Challenge at Evanston, Ill. 4 - Orange Bowl Classic at Sunrise, Fla. 5 - ACC Tournament at Atlanta, Ga. 6 - NCAA Tournament First Round at Boise, Idaho.

2009-10

Record: 22-10 H: 13-3 A: 6-5 N: 3-2 | ACC: 10-6/T3rd
Postseason: NCAA Tournament First Round

N16	Jacksonville	W	87-61
N18	Stetson	W	80-38
N21	at Mercer	W	89-50
N24	at Florida	L	52-68
N26	vs. Iona	W	64-49
N27	vs. Alabama	W	60-51
N29	vs. Marquette	W	57-56
D2	(21) (15) at Ohio State	L	64-77
D6	(21) Florida International	W	82-62
D15	Georgia State	W	62-55
D17	Auburn	W	76-72
D20	(22) at Georgia Tech	W	(OT) 66-59
D22	Tennessee Martin	W	95-68
D31	(22) Alabama A&M	W	81-34
J4	(18) Texas A&M Corpus Ch.	W	94-54
J10	(18) at Maryland	L	68-77
J12	(25) NC State	L	81-88
J16	(25) Virginia Tech	W	63-58
J24	(19) Georgia Tech	W	68-66
J27	(8) Duke	L	56-70
F30	at Boston College	W	61-57
F4	Maryland	L	67-71
F6	Miami	W	71-65
F10	at Clemson	L	67-77
F14	at Boston College	W	62-47
F17	at Virginia	W	69-50
F24	at North Carolina	W	77-67
F28	Clemson	W	50-53
M3	Wake Forest	W	51-47
M6	Miami	W	61-60
M12	vs. NC State	L	52-58
M19	(22) vs. Gonzaga	L	60-67

1 - Old Spice Classic at Lake Buena Vista, Fla. 2 - ACC/Big Ten Challenge at Columbus, Ohio. 3 - ACC Tournament at Greensboro, N.C. 4 - NCAA Tournament at Buffalo, N.Y.

2010-11

Record: 23-11 H: 12-3 A: 8-5 N: 3-3 | ACC: 11-5/3rd
Postseason: NCAA Tournament Sweet 16

N12	North Florida	W	75-55
N14	at UNC Greensboro	W	97-73
N16	Gardner Webb	W	78-53
N18	at Florida International	W	89-66
N23	Mercer	W	79-55
N28	(16) Florida	L	51-55
N30	(2) Ohio State	L	44-58
D5	Hartford	W	60-38
D12	Clemson	W	75-69
D15	Stetson	W	97-63
D18	at Loyola Marymount	W	74-63
D22	at Hawaii	W	70-62
D23	vs. Butler	L	64-67
D25	(15) vs. Baylor	W	68-61
J3	at Auburn	L	60-65
J8	at Hawaii Tech	L	59-71
J12	(1) Duke	W	66-61
J15	NC State	W	84-71
J19	at Miami	W	55-53
J22	(22) Boston College	W	67-51

J29	at Clemson	L	44-62
F1	Wake Forest	W	85-61
F6	at North Carolina	L	69-89
F10	at Georgia Tech	W	72-63
F12	Virginia	W	63-56
F19	at Wake Forest	W	84-66
F23	at Maryland	L	62-78
F26	Miami	W	65-59
M2	(13) North Carolina	L	70-72
M6	NC State	W	72-62
M11	Virginia Tech	L	51-52
M18	(20) vs. Texas A&M	W	57-50
M20	(5) vs. Notre Dame	W	71-57
M25	vs. VCU	L	(OT) 71-72

1 - ACC/Big 10 Challenge at Tallahassee, Fla. 2 - Diamond Head Classic at Honolulu, Haw. 3 - ACC Tournament at Greensboro, N.C. 4 - NCAA Tournament at Chicago, Ill. 5 - NCAA Tournament at San Antonio, Tex.

2011-12

Record: 25-10 H: 15-2 A: 5-5 N: 5-3 | ACC: 12-4/3rd
ACC Champions
Postseason: NCAA Second Round

N11	Jacksonville	W	79-67
N14	UCF	W	73-50
N26	(25) Stetson	W	79-66
N20	(25) South Alabama	W	80-39
N24	(22) vs. UMass	W	73-53
N25	(22) Harvard	L	41-46
N26	(22) (4) vs. Connecticut	L	(OT) 76-78
N30	at Michigan State	L	49-65
D5	Charleston Southern	W	76-51
D11	UNC Greensboro	W	77-60
D18	Loyola Marymount	W	76-61
D122	(12) at Florida	L	64-82
D30	Princeton	L	(3OT) 73-75
J4	Auburn	W	85-56
J7	at Clemson	L	59-79
J10	at Virginia Tech	W	63-59
J14	(3) North Carolina	W	90-57
J17	Maryland	W	84-70
J21	(4) Duke	W	76-73
J25	(23) at Wake Forest	W	75-52
F1	(21) Georgia Tech	W	68-54
F4	(21) (18) Virginia	W	58-55
F8	(15) at Boston College	L	60-64
F11	(15) Miami	W	58-55
F16	(20) Virginia Tech	W	48-47
F18	(20) at NC State	W	76-62
F23	(15) (4) Duke	L	66-74
F26	(15) Miami	L	62-78
M1	(22) (24) at Virginia	W	63-60
M4	(22) Clemson	W	80-72
M9	(17) vs. Miami	W	82-71
M10	(17) (6) vs. Duke	W	62-59
M11	(17) (4) vs. North Carolina	W	85-82
M16	(10) vs. St. Bonaventure	W	66-63
M18	(10) vs. Cincinnati	L	56-62

1 - Battle of Atlantis, Paradise Island, Bahamas. 2 - ACC/Big Ten Challenge at East Lansing, Mich. 3 - ACC Tournament at Atlanta, Ga. 4 - NCAA Tournament First and Second Rounds at Nashville, Tenn.

2012-13

Record: 18-16 H: 15-2 A: 5-5 N: 5-3 | ACC: 9-9/6th
Postseason: NIT First Round

N9	(24) South Alabama	L	71-76
N12	Buffalo	W	95-68
N16	BYU	W	88-70
N17	Saint Joseph's	W	73-66
N21	North Florida	W	75-67
N27	Minnesota	L	68-77
D2	Mercer	L	56-61
D5	Florida	L	47-72
D9	Maine	W	91-59
D17	Louisiana Monroe	W	63-48
D22	vs. Charlotte	W	79-76
D29	Tulsa	W	62-63
J2	at Auburn	L	72-78
J5	at Clemson	W	71-66
J9	at Maryland	W	65-62
J12	North Carolina	L	72-77
J19	at Virginia	L	66-76
J24	Clemson	W	60-57
J27	(25) at Miami (FL)	L	47-71
J30	Maryland	W	73-71
F2	(5) Duke	L	60-79
F5	at Georgia Tech	W	56-54
F9	at Wake Forest	L	47-71
F13	(3) Miami	L	68-74
F16	Boston College	W	69-66
F19	at NC State	L	66-84
F24	at Virginia Tech	L	70-80
F26	Wake Forest	W	76-62
M3	at North Carolina	L	58-79
M7	Virginia	W	53-51
M9	NC State	W	71-67
M14	Clemson	W	73-69
M15	North Carolina	L	62-83
M19	Louisiana Tech	L	66-71

1 - Coaches vs. Cancer Classic, Tallahassee, Fla. 2 - Coaches vs. Cancer Classic, Brooklyn, N.Y. 3 - ACC/Big Ten Challenge at Tallahassee, Fla. 4 - Time Warner Arena, Charlotte, N.C. 5 - Orange Bowl Classic at Sunrise, Fla. 6 - ACC Tournament at Greensboro, N.C. 7 - NIT First Round at Tallahassee, Fla.

2013-14

Record: 22-14 H: 15-2 A: 5-5 N: 5-3 | ACC: 9-9/7th
Postseason: NIT Semifinals

N8	Jacksonville	W	91-67
N13	at UCF	W	80-68
N17	UT Martin	W	89-61
N21	(10) vs. VCU	W	85-67
N22	(20) vs. Michigan	W	(OT) 80-82
N24	vs. Northeastern	W	62-60
N29	(13) at Florida	L	66-67
D3	at Minnesota	L	61-71
D8	Jacksonville State	W	77-53
D17	Charlotte	W	106-62
D21	(20) vs. UMass	W	60-55
D30	Charleston Southern	W	67-59
J4	Virginia	L	50-62
J9	at Clemson	W	56-41
J12	Maryland	W	85-61
J15	at Miami (FL)	W	63-53
J18	at Virginia	L	66-78
J21	Notre Dame	W	76-74
J25	(18) at Duke	L	56-78
J29	at NC State	L	70-74
F1	Clemson	L	49-53
F5	Virginia Tech	W	70-50
F8	at Maryland	L	71-83
F10	Miami (FL)	L	73-77
F15	at Wake Forest	W	67-60
F17	North Carolina	L	75-81
F23	at Pitt	W	71-66
M2	Georgia Tech	W	81-71
M4	at Boston College	W	74-70
M9	(7) Syracuse	L	58-74
M13	vs. Maryland	W	67-65
M14	(6) vs. Virginia	L	51-64
M18	Florida Gulf Coast	W	58-53
M24	Georgetown	W	101-90
M26	Louisiana Tech	W	78-75
A1	vs. Minnesota	L	64-67

1 - Puerto Rico Tip-Off Classic, San Juan, Puerto Rico ACC/Big Ten Challenge, Minneapolis, Minn. 3 - Orange Bowl Classic, Sunrise, Fla. 4 - ACC Tournament, Greensboro, N.C. 5 - NIT First Round, Tallahassee, Fla. 6 - NIT Semifinals, New York, N.Y.

2014-15

Record: 17-16 H: 12-6 A: 3-7 N: 2-3 | ACC: 8-10/7th

N15	Manhattan	W	81-66
N18	Northeastern	L	73-76
N22	vs. Providence	L	54-80
N23	vs. UMass	L	69-75
N25	The Citadel	W	68-55
N28	Charleston Southern	W	58-47
D1	Nebraska	L	65-70
D6	UCF	W	96-73
D13	(25) at Notre Dame	L	63-83
D17	North Florida	W	93-77
D20	USF	W	75-62
D22	Stetson	W	63-59
D30	Florida	W	65-63
J2	at Mississippi State	L	55-62
J6	Virginia Tech	W	86-75
J11	at Syracuse	L	57-70
J14	at Pittsburgh	L	64-73
J19	NC State	L	63-72
J19	at Clemson	W	59-55
J24	(15) at North Carolina	L	74-78
J28	Wake Forest	W	(2OT) 82-76
F1	(23) Miami (FL)	W	55-54
F4	Clemson	L	56-62
F7	at Virginia Tech	L	73-65
F9	(4) Duke	L	70-73
F14	at Georgia Tech	W	57-53
F18	Boston College	W	69-60
F22	(2) at Virginia	L	41-51
F25	at Miami (FL)	L	77-81
F28	(17) Louisville	L	59-81
M7	Pittsburgh	W	61-52
M11	Clemson	W	76-73
M12	(3) Virginia	L	44-58

1 - Naismith Basketball Hall of Fame Tip-Off Classic, Tallahassee, Fla. 2 - Naismith Basketball Hall of Fame Tip-Off Classic, Lucasville, Ct. 3 - ACC/Big Ten Challenge, Tallahassee, Fla. 4 - Orange Bowl Classic, Sunrise, Fla. 5 - ACC Tournament, Greensboro, N.C.

2015-16

Record: 20-14 H: 11-4 A: 4-8 N: 5-2
ACC: 8-10/T11th

N15	Nicholls State	W	109-62
N17	Jacksonville	W	98-79
N20	Hofstra	L	77-82
N21	DePaul	W	83-67
N23	Ohio	W	90-81
D2	at Iowa	L	(OT) 75-78
D6	vs. VCU	W	76-71
D13	Southeastern Louisiana	W	75-58
D16	Mississippi State	W	90-66
D19	vs. Florida Atlantic	W	64-59
D21	Charleston Southern	W	75-64
D29	at Florida	W	73-71
J2	at Clemson	L	75-84
J4	(6) North Carolina	L	90-106
J9	(12) at Miami (FL)	L	59-72
J13	at NC State	W	85-78
J17	(13) Virginia	W	69-62
J20	(17) at Louisville	L	65-84
J23	(20) Pittsburgh	L	72-74
J26	at Boston College	W	72-62
J30	Clemson	W	76-65
F1	NC State	W	77-73

F6	at Wake Forest	W	91-71
F11	at Syracuse	L	72-85
F14	(12) Miami (FL)	W	65-67
F17	Georgia Tech	L	80-86
F20	at Virginia Tech	L	73-83
F25	(15) at Duke	L	65-80
F27	(23) Notre Dame	W	77-56
M5	Syracuse	W	78-73
M8	vs. Boston College	W	88-66
M9	vs. Virginia Tech	L	85-96
M15	Davidson	W	84-74
M17	at Valparaiso	L	69-81

1 - Paradise Jam, St. Thomas, U.S. Virgin Islands. 2 - ACC/Big Ten Challenge, Iowa City, Ia. 3 - at Philips Arena, Atlanta, Ga. 4 - Orange Bowl Classic, Sunrise, Fla. 5 - ACC Tournament, Washington, D.C. 6 - NIT at Tallahassee, Fla. 7 - NIT at Valparaiso, Ind.

2016-17

Record: 26-9 H: 18-0 A: 4-6 N: 4-3 | ACC: 12-6/2nd
Postseason: NCAA Second Round

N12	Charleston Southern	W	88-67
N15	Iona	W	99-78
N18	Winthrop	W	100-86
N20	Detroit Mercy	W	100-71
N24	(25) vs. Temple	L	86-89
N25	(25) vs. Illinois	W	72-61
N28	Minnesota	W	75-67
D4	at George Washington	W	67-48
D6	Southern Mississippi	W	98-49
D8	Nicholls State	W	118-63
D11	(21) Florida	W	83-78
D17	(23) vs. Manhattan	W	83-67
D19	(21) Samford	W	76-68
D28	(20) Wake Forest	W	88-72
D31	(20) (11) at Virginia	W	6

ALL-TIME RESULTS

2018-19

Record: 29-8... H: 15-1 A: 6-4 N: 8-3 | ACC: 13-5/74th
 Postseason: NCAA Tournament West Regional Semifinals

N6	(17)	Florida	W	81-60
N11	(17)	Tulane	W	90-69
N19	(14)	Clemson	W	93-61
N22	(14)	UAB ¹	W	81-63
N23	(14)	LSU ¹	W	79-76 (OT)
N28	(14)	Villanova ¹	L	60-66
N28	(15)	Purdue ²	W	73-72
D3	(11)	Troy	W	79-71
D8	(11)	UCorn ³	W	83-67
D17	(11)	Southeast Missouri	W	85-68
D19	(11)	North Florida	W	95-81
D22	(11)	Saint Louis ⁴	W	81-59
J1	(9)	Winthrop	W	87-76
J5	(9)	(4) * at Virginia	L	62-65
J9	(13)	Miami (FL)	W	78-80
J12	(13)	(1) * Duke	L	78-90
J14	(11)	* at Pitt	L	62-75
J20	(11)	* at Boston College	L	92-87
J22	(11)	Clemson	W	77-68
J27	(11)	* at Miami (FL)	W	78-66
F2	(25)	* Georgia Tech	W	59-49
F5	(22)	* Syracuse	W	80-62
F9	(22)	(16) * Louisville	W	80-75
F13	(17)	* Wake Forest	W	88-66
F16	(17)	* at Georgia Tech	W	69-47
F19	(16)	* at Clemson	W	77-64
F23	(16)	(8) * at North Carolina	L	59-77
F28	(18)	* Notre Dame	W	88-61
M2	(18)	* NC State	W	78-73
M5	(14)	(15) * Virginia Tech	W	73-64 (OT)
M9	(14)	* at Wake Forest	W	65-57
M14	(12)	(16) Virginia Tech ⁵	W	65-63 (OT)
M15	(12)	(2) * Virginia ⁶	W	69-59
M16	(12)	(5) * Duke ⁷	L	63-73
M21	(10)	Vermont ⁸	W	76-69
M23	(10)	Murray State ⁹	W	90-62
M28	(10)	(4) * Gonzaga ¹⁰	L	58-72

1 – AdvoCare Invitational, Lake Buena Vista, Fla. 2 – ACC/Big Ten Challenge, Tallahassee, Fla. 3 – Never Forget Tribute Classic, Newark, N.J. 4 – Orange Bowl Classic, Sunrise, Fla. 5 – ACC Tournament, Charlotte, N.C. 6 – NCAA Tournament, Hartford, Conn. 7 – NCAA Tournament, Anaheim, Calif.

2019-20

Record: 26-5... H: 16-0 A: 7-5 N: 3-0 | ACC: 16-4/1st
 Postseason: NCAA Tournament Cancelled

N6		at Pitt	L	61-63
N10	(6)	at Florida	W	63-51
N15		Western Carolina	W	79-74
N20		Chattanooga ¹	W	89-53
N23		Saint Francis (Pa.)	W	80-65
N25		Chicago State ¹	W	113-56
N29	(17)	Tennessee ²	W	60-57
N30		Purdue ²	W	63-60 (OT)
D3	(17)	at Indiana ³	L	64-80
D8	(17)	Clemson	W	72-53
D17	(19)	North Florida	W	98-81
D21	(19)	USF ⁴	W	66-60
D28	(17)	North Alabama	W	88-71
D31	(18)	* Georgia Tech	W	70-58
J4	(18)	(7) * at Louisville	W	78-65
J8	(10)	* at Wake Forest	W	78-68
J15	(9)	* Virginia	W	54-50
J18	(9)	* at Miami (FL)	W	83-79 (OT)
J25	(5)	* Notre Dame	W	85-84
J28	(5)	* at Virginia	L	56-61
F1	(5)	* at Virginia Tech	W	74-63
F3	(8)	* North Carolina	W	65-59
F8	(8)	* Miami (FL)	W	99-81
F10	(8)	(176) * at Duke	L	65-70
F15	(8)	* Syracuse	W	80-77
F18	(8)	* Pitt	W	82-67
F22	(8)	* at NC State	W	67-61
F24	(6)	(10) * Louisville	W	82-67
F29	(6)	* at Clemson	L	69-70
M4	(7)	* at Notre Dame	W	73-71
M7	(7)	* Boston College	W	80-62

1 – Emerald Coast Classic, Tallahassee, Fla. 2 – Emerald Coast Classic, Destin, Fla. 3 – ACC/Big Ten Challenge, Bloomington, Ind. 4 – Orange Bowl Classic, Sunrise, Fla.

2020-21

Record: 18-7... H: 12-1 A: 3-4 N: 3-2 | ACC: 11-4/2nd
 Postseason: NCAA Tournament Regional Semifinals

D2	(22)	North Florida	W	86-58
D9	(20)	Indiana ¹	W	69-67 (OT)
D12	(20)	Florida	W	74-61
D15	(15)	Georgia Tech	W	74-61
D19	(15)	UCF	L	74-86
D21	(21)	Gardner-Webb	W	72-59
D29	(18)	* at Clemson	L	67-77
J13		* NC State	W	105-73
J16		North Carolina	W	82-75
J18		* at Louisville	W	78-65
J23	(20)	* Clemson	W	80-61
J27	(16)	* Miami (FL)	W	81-59
J30	(16)	* at Georgia Tech	L	65-76
F13	(17)	* Wake Forest	W	92-85 (OT)
F15	(16)	(7) * Virginia	W	81-60
F20	(16)	* at Pittsburgh	W	79-72
F24	(11)	* at Miami (FL)	W	88-71
F27	(11)	* at North Carolina	L	70-78
M3	(11)	* Boston College	W	93-64
M6	(11)	* at Notre Dame	L	73-83
M12	(15)	vs. North Carolina ²	W	69-66
M13	(15)	vs. Georgia Tech ²	L	75-80
M20	(14)	vs. UNC Greensboro ³	W	64-54
M22	(14)	(22)vs. Colorado ⁴	W	71-53
M28	(14)	(4)vs. Michigan ⁵	L	58-76

1 – ACC/Big Ten Challenge, Tallahassee, Fla. 2 – ACC Tournament at Greensboro, N.C. 3 – NCAA Tournament at Bankers Life Fieldhouse, Indianapolis, Ind. 4 – NCAA Tournament at Indianapolis, Farmers Arena, Indianapolis, Ind.

2021-22

Record: 17-14... H: 11-4 A: 6-10 N: 0-0 | ACC: 10-10

O28		Mississippi College	W	94-51
N5		Florida College	W	102-55
N10		Penn	W	105-70
N14		at Florida	L	55-71
N17		Tulane	W	59-54
N21		vs. Loyola Marymount ¹	W	73-45
N22		vs. Missouri ¹	W	81-58
N24		Boston University ¹	W	81-80 (OT)
N30		at Purdue ²	L	65-93
D4		* Syracuse	L	60-63
D12		South Carolina ³	L	65-66
D15		Lipscomb	W	97-60
D18		at UCF ⁴	CANCELED	
J1		* at NC State	W	83-81
J4		* at Wake Forest	L	54-76
J8		* Louisville	W	79-70
J11		* Miami	W	65-64
J15		* at Syracuse	W	76-71
J18		* Duke	W	79-78 (OT)
J20		North Florida	W	86-73
J22		* at Miami	W	61-60
J26		* at Georgia Tech	L	61-65
J29		* Virginia Tech	L	72-85
F2		* at Clemson	L	69-75
F5		* Wake Forest	L	60-68
F9		* Pittsburgh	L	51-56
F12		* at North Carolina	L	74-94
F15		* Clemson	W	81-80
F19		* at Duke	L	70-88
F21		* at Boston College	L	55-71
F26		* at Virginia	W	64-63
M2		* Notre Dame	W	74-70
M5		* NC State	W	89-76
M9		* vs. Syracuse ⁵	L	57-96

1 – 1 Jacksonville Classic at Jacksonville, Fla. (UNF Arena)
 2 – Big Ten / ACC Challenge at West Lafayette, Ind. (Mackey Arena)
 3 – No Room for Racism Classic at Rock Hill, S.C. (Rock Hill Sports and Event Center)
 4 – Orange Bowl Classic at Sunrise, Fla. (FLA Live Arena)
 5 – ACC Tournament at Brooklyn, N.Y. (Barclays Center)

2022-23

Record: 9-23... H: 5-11 A: 4-12 N: 0-0 | ACC: 7-13/78

N7		Stetson	L	74-83
N11		at UCF	L	54-68
N14		Troy	L	72-79
N18		Florida	L	67-76
N21		Mercer	W	81-72
N24		vs. Siena ¹	L	63-80
N25		vs. Stanford ¹	L	60-70
N27		vs. Nebraska ¹	L	58-75
N30		Purdue ²	L	69-79
D3		* at Virginia	L	57-62
D10		* Louisville	W	75-53
D13		USC Upstate	W	80-63
D17		vs. St. John's (NY) ³	L	70-93
D21		* Notre Dame	W	73-72
D31		* at Duke	L	67-86
J7		* Georgia Tech	W	75-64
J11		* at Wake Forest	L	75-90
J14		* Virginia	L	58-67
J17		* at Notre Dame	W	84-71
J21		* at Pittsburgh	W	71-64
J24		* Miami (FL)	L	63-86
J28		* Clemson	L	81-82
F1		* at NC State	L	66-94
F4		at Louisville	W	81-78
F8		* Syracuse	L	67-76
F11		* Pittsburgh	L	75-83
F15		* at Clemson	L	54-94
F18		* Boston College	L	69-75
F25		* at Miami (FL)	W	85-84
F27		* North Carolina	L	66-77
M4		* at Virginia Tech	L	60-82
M7		* vs. Georgia Tech ⁴	L	60-61

1 – ESPN Events Invitational, Buena Vista, Fla. 2 – ACC / Big Ten Challenge at West Lafayette, Ind.
 3 – Orange Bowl Classic, Sunrise, Fla. 4 – ACC Tournament at Greensboro, N.C.



FSU NoleZone packing the Tucker Civic Center helping to create an electric atmosphere for the season.

100-POINT GAMES

FSU 100-POINT GAMES

Total 100-Point Games: 141

Most 100-Point Games In A Season: 10 (1989)

Most Consecutive 100-Point Games:

5 (Dec. 3-Dec. 12, 1970)

Last 100-Point Game: Florida State 113,
Chicago State 56 (Nov. 25, 2019)

1954-55 (2)

Feb. 16, 1955 110-82 at Rollins
Feb. 21, 1955 102-86 Mississippi State

1955-56 (2)

Dec. 5, 1955 101-67 Rollins
Dec. 16, 1955 104-83 Morningside

1956-57 (2)

Jan. 3, 1957 108-96 vs. Furman
Jan. 19, 1957 104-86 Stetson

1958-59 (1)

Dec. 9, 1958 100-70 Spring Hill

1959-60 (2)

Feb. 11, 1960 101-58 Rollins
Feb. 13, 1960 105-98 at Furman

1960-61 (1)

Feb. 24, 1961 116-95 at Tampa

1961-62 (3)

Jan. 11, 1962 110-53 Rollins
Feb. 26, 1962 123-92 at Tampa
March 2, 1962 101-69 Georgia

1963-64 (1)

Feb. 22, 1964 101-77 Jacksonville

1965-66 (1)

Dec. 6, 1965 121-57 Tampa

1966-67 (2)

Jan. 30, 1967 109-72 Tampa
Feb. 11, 1967 100-90 Tulane

1967-68 (9)

Dec. 9, 1967 104-89 Samford
Dec. 16, 1967 130-100 vs. Louisiana St.
Dec. 20, 1967 114-91 Richmond
Jan. 6, 1968 111-81 Stetson
Jan. 12, 1968 122-93 Miami (Fla.)
Jan. 26, 1968 109-71 Hofstra
Feb. 3, 1968 110-100 East Carolina
Feb. 10, 1968 104-82 Florida Southern
Feb. 16, 1968 106-65 at Jacksonville

1968-69 (3)

Dec. 2, 1968 120-75 Valdosta State
Dec. 6, 1968 111-84 vs. Miami (Fla.)
Dec. 30, 1968 104-52 New Hampshire

1969-70 (7)

Dec. 4, 1969 100-84 Oregon
Dec. 8, 1969 107-86 at Rollins
Jan. 2, 1970 121-83 at Pepperdine
Jan. 9, 1970 104-63 Miami (Fla.)
Jan. 22, 1970 122-80 Clemson
Feb. 14, 1970 112-77 Tulane
Feb. 28, 1970 112-96 at Miami (Fla.)

1970-71 (9)

Dec. 3, 1970 106-70 Biscayne College
Dec. 5, 1970 125-65 South Dakota
Dec. 7, 1970 117-84 vs. Southern Miss.
Dec. 8, 1970 108-114 at Jacksonville
Dec. 12, 1970 111-63 Valdosta State
Jan. 2, 1971 101-82 Pepperdine
Jan. 8, 1971 114-106 Miami (Fla.)
Jan. 16, 1971 122-79 Samford
Feb. 11, 1971 113-81 Georgia Southern

1971-72 (6)

Dec. 1, 1971 112-69 Oglethorpe
Dec. 11, 1971 134-65 Valdosta State
Jan. 8, 1972 106-63 East Tennessee St
Jan. 19, 1972 105-72 South Alabama
Jan. 31, 1972 109-83 Pan American
Feb. 19, 1972 108-50 Georgia Tech

1972-73 (2)

Dec. 1, 1972 109-97 Georgia Southern
March 3, 1973 112-94 Mercer

1973-74 (4)

Dec. 3, 1973 109-71 Biscayne College
Dec. 21, 1973 107-87 Western Kentucky
Feb. 9, 1974 118-84 South Florida
Feb. 23, 1974 105-63 South Alabama

1974-75 (6)

Jan. 4, 1975 107-75 Eastern Kentucky
Jan. 7, 1975 104-82 Wisc.-Milwaukee
Jan. 18, 1975 107-71 Hofstra
Feb. 1, 1975 111-70 Chattanooga
Feb. 9, 1975 101-71 vs. Ga. Southern
Feb. 22, 1975 104-71 Georgia Southern

1975-76 (6)

Dec. 13, 1975 109-52 Palm Beach Atl.
Jan. 14, 1976 107-54 Baptist College
Jan. 17, 1976 100-79 Memphis State
Jan. 24, 1976 110-70 SW Louisiana
Feb. 12, 1976 109-81 Illinois State
Feb. 24, 1976 106-61 Valdosta State

1976-77 (4)

Nov. 30, 1976 109-90 Missouri Western
Jan. 22, 1977 115-86 South Alabama
Feb. 5, 1977 139-72 Baptist College
Feb. 26, 1977 103-72 South Florida

1977-78 (3)

Dec. 1, 1977 110-82 Troy State
Dec. 16, 1977 100-77 vs. Texas A&M
Jan. 14, 1978 103-85 Tulane

1978-79 (3)

Nov. 27, 1978 116-71 Eckerd
Dec. 18, 1978 106-75 Florida Southern
March 1, 1979 101-92 vs. Tulane

1979-80 (3)

Nov. 30, 1979 101-63 Florida A&M
Dec. 20, 1979 112-91 Minnesota
Jan. 2, 1980 108-97 Tulane

1981-82 (1)

Jan. 25, 1982 101-74 St. Leo

1985-86 (2)

Dec. 14, 1985 122-83 Fla. Inst. of Tech.
Jan. 9, 1986 113-75 California (Pa.)

1986-87 (5)

Dec. 16, 1986 101-76 at Western
Feb. 23, 1987 107-78 Virginia Tech
Feb. 26, 1987 108-84 Miami (Fla.)
Feb. 28, 1987 117-102 Southern Miss
Mar. 12, 1987 107-92 vs. Rhode Island

1987-88 (4)

Dec. 2, 1987 121-75 Fla. International
Dec. 29, 1987 101-67 Central Florida
Feb. 6, 1988 101-68 Cincinnati
Feb. 24, 1988 108-90 Alabama State

1988-89 (10)

Nov. 25, 1988 133-79 Central Florida
Nov. 27, 1988 100-75 Fla. International
Dec. 3, 1988 104-86 Florida
Dec. 20, 1988 113-81 South Florida
Jan. 4, 1989 113-67 Rider
Jan. 7, 1989 104-79 Southern Miss
Jan. 15, 1989 101-90 Tennessee
Jan. 18, 1989 112-105 at Arkansas (OT)
Jan. 28, 1989 100-97 at Virginia Tech
Feb. 23, 1989 100-101 at La Salle

1989-90 (3)

Dec. 19, 1989 100-62 Samford
Jan. 6, 1990 113-82 Southern Miss.
Jan. 8, 1990 104-99 Jacksonville (2 OT)

1990-91 (1)

Feb. 13, 1991 113-88 Alabama State

1991-92 (4)

Nov. 26, 1991 100-91 Jacksonville
Jan. 2, 1992 107-54 UNC Asheville
Feb. 8, 1992 102-90 Clemson
Feb. 27, 1992 110-96 North Carolina

1992-93 (5)

Nov. 20, 1992 109-86 Iowa State
Dec. 28, 1992 109-80 MD-Baltimore Co.
Jan. 13, 1993 105-85 Maryland
Feb. 10, 1993 111-94 Wake Forest
Feb. 20, 1993 102-92 Clemson

1993-94 (4)

Dec. 1, 1993 110-59 Florida Atlantic
Dec. 22, 1993 108-81 Mount Saint Mary's
Jan. 2, 1994 105-87 Lafayette
Feb. 6, 1994 100-64 Virginia

1994-95 (3)

Dec. 3, 1994 101-63 Florida Atlantic
Dec. 22, 1994 100-75 S.E. Missouri St.
Jan. 15, 1995 107-79 NC State

1995-96 (1)

Feb. 10, 1996 100-78 Maryland

1996-97 (2)

Dec. 14, 1996 108-84 Jacksonville
Dec. 17, 1996 100-62 Tennessee State

1998-99 (1)

Feb. 11, 1999 108-111 Ga. Tech (2 OT)

2004-05 (1)

Dec. 21, 2004 101-57 Jacksonville

2005-06 (1)

Dec. 22, 2005 108-75 Campbell

2013-14 (1)

Dec. 17, 2013 106-62 Charlotte

2015-16 (1)

Nov. 15, 2015 109-62 Nicholls State

2016-17 (5)

Nov. 18, 2016 100-86 Winthrop
Nov. 20, 2016 100-71 Detroit Mercy
Dec. 8, 2016 118-63 Nicholls State
Feb. 5, 2017 109-61 Clemson
Feb. 20, 2017 104-72 Boston College

2017-18 (3)

Nov. 24, 2017 113-78 Citadel
Jan. 13, 2018 101-90 Syracuse (2 OT)
Jan. 27, 2018 103-94 Miami (OT)

2019-20 (1)

Nov. 25, 2019 113-56 Chicago State

2020-21 (1)

Jan. 13, 2021 105-74 NC State

2021-22 (1)

Nov. 10, 2021 105-70 Penn

OPPONENTS' 100-POINT GAMES

Total 100-Point Games: 44

Most 100-Point Games In A Season:

3 (1970, 85, 86)

Most Consecutive 100-Point Games:

2 (Feb. 13-Feb. 16, 1974)

Last 100-Point Game: Duke, 100, Florida State

93 (Dec. 30 2017)

1954-55 (2)

Feb. 19, 1955 95-101 at Loyola (New Orleans)
March 9, 1955 88-110 vs. Beloit

1957-58 (2)

Jan. 30, 1958 51-103 at West Virginia
Feb. 1, 1958 68-107 at Marshall

1958-59 (1)

Jan. 31, 1959 75-103 at Oklahoma City

1959-60 (2)

Feb. 15, 1960 60-100 at The Citadel
Feb. 27, 1960 89-107 at Miami (Fla.)

1963-64 (1)

Dec. 11, 1963 81-102 at Rice

1965-66 (2)

Dec. 16, 1965 80-115 at North Carolina
Feb. 28, 1966 90-112 at Miami (Fla.)

1966-67 (2)

Feb. 25, 1967 84-102 at Georgia Tech
March 1, 1967 90-110 at Miami (Fla.)

1967-68 (2)

Dec. 16, 1967 130-100 vs. LSU
Feb. 3, 1968 110-100 vs. East Carolina

1968-69 (1)

Feb. 8, 1969 82-100 at North Carolina

1970-71 (3)

Dec. 8, 1970 108-114 at Jacksonville
Jan. 8, 1971 114-106 vs. Miami

1972-73 (2)

Feb. 27, 1971 94-100 at Miami (Fla.)
Feb. 13, 1974 89-113 at Jacksonville

1973-74 (2)

Feb. 16, 1974 85-104 vs. North Carolina
Nov. 27, 1976 92-108 vs. Clemson

1983-84 (1)

Dec. 20, 1983 89-102 at Pittsburgh

1985-86 (3)

Dec. 16, 1985 89-100 at Alabama
Dec. 31, 1985 64-109 at North Carolina
Feb. 8, 1986 96-102 at Southern Miss

1988-89 (3)

Dec. 13, 1986 93-109 at Oklahoma,
Feb. 28, 1987 117-102 vs. Southern Miss
Mar. 16, 1987 92-109 vs. Vanderbilt

1987-88 (1)

Mar. 18, 1988 98-102 vs. Iowa

1988-89 (2)

Jan. 18, 1989 112-105 at Arkansas (OT)
Feb. 23, 1989 100-102 at La Salle

1989-90 (1)

Jan. 18, 1990 97-101 at Miami (Fla.) (2 OT)

1990-91 (2)

Dec. 22, 1990 69-101 at UNLV
Jan. 21, 1991 92-109 Arkansas

1992-93 (1)

Mar. 27, 1993 81-106 vs. Kentucky

1993-94 (1)

Jan. 22, 1994 79-106 at Duke

1994-95 (1)

Jan. 25, 1995 70-100 at North Carolina

1997-98 (1)

Jan. 24, 1998 55-103 North Carolina

1998-99 (2)

Jan. 27, 1999 87-107 at Maryland
Feb. 11, 1999 108-111 vs. Ga. Tech (2 OT)

1999-00 (1)

Feb. 16, 2000 68-101 at Duke

2000-01 (1)

Feb. 4, 2001 58-100 at Duke

2007-08 (1)

Dec. 22, 2007 95-101 at Providence

2015-16 (1)

Jan. 4, 2016 90-106 North Carolina

2017-18 (1)

Dec. 30, 2017 93-100 at Duke

FSU IN THE NATIONAL POLLS

FLORIDA STATE IN THE ASSOCIATED PRESS POLL

1969-70	
Jan. 27.....	18th
Feb. 3.....	12th
Feb. 10.....	9th
Feb. 17.....	8th
Feb. 24.....	10th
March 3.....	11th
March 10.....	11th
1970-71	
Dec. 15.....	17th
1971-72	
Dec. 7.....	18th
Dec. 14.....	9th
Dec. 21.....	14th
Jan. 4.....	20th
Jan. 11.....	12th
Jan. 18.....	11th
Jan. 25.....	10th
Feb. 1.....	12th
Feb. 8.....	14th
Feb. 15.....	14th
Feb. 22.....	11th
Feb. 29.....	10th
March 7.....	14th
March 14.....	10th
1972-73	
Preseason.....	2nd
Dec. 5.....	2nd
Dec. 12.....	2nd
Dec. 19.....	7th
Dec. 26.....	12th
Jan. 2.....	19th
Jan. 9.....	18th
Jan. 16.....	19th
1975-76	
March 2.....	18th
1977-78	
Dec. 27.....	18th
Jan. 24.....	17th
Jan. 31.....	15th
Feb. 7.....	16th
Feb. 14.....	14th
Feb. 21.....	12th
Feb. 28.....	11th
March 6.....	13th
March 13.....	15th
1988-89	
Preseason.....	16th
Nov. 22.....	17th
Nov. 29.....	14th
Dec. 6.....	13th
Dec. 13.....	12th

Dec. 20.....	11th
Dec. 27.....	10th
Jan. 3.....	15th
Jan. 10.....	14th
Jan. 17.....	14th
Jan. 24.....	11th
Jan. 31.....	8th
Feb. 7.....	12th
Feb. 14.....	7th
Feb. 21.....	12th
Feb. 28.....	16th
March 7.....	14th
March 14.....	16th
1991-92	
Jan. 27.....	23rd
Feb. 3.....	23rd
Feb. 10.....	23rd
Feb. 17.....	16th
Feb. 24.....	22nd
March 2.....	19th
March 9.....	18th
March 16.....	20th
1992-93	
Preseason.....	9th
Nov. 23.....	7th
Nov. 30.....	11th
Dec. 7.....	10th
Dec. 14.....	10th
Dec. 21.....	18th
Dec. 28.....	18th
Jan. 4.....	23rd
Jan. 25.....	19th
Feb. 1.....	12th
Feb. 8.....	10th
Feb. 15.....	9th
Feb. 22.....	6th
March 1.....	11th
March 8.....	10th
March 15.....	11th
1993-94	
Preseason.....	25th
1997-98	
Dec. 1.....	19th
Dec. 8.....	16th
Dec. 15.....	17th
Dec. 22.....	17th
Dec. 29.....	15th
Jan. 5.....	13th
Jan. 11.....	17th
Jan. 18.....	20th
2003-04	
Dec. 29.....	25th

2008-09	
Feb. 9.....	25th
Feb. 23.....	23rd
March 2.....	24th
March 9.....	22nd
March 16.....	16th
2009-10	
Nov. 30.....	21st
Dec. 28.....	22nd
Jan. 4.....	18th
Jan. 11.....	25th
2010-11	
Jan. 24.....	22nd
2011-12	
Nov. 14.....	25th
Nov. 21.....	22nd
Jan. 23.....	23rd
Jan. 30.....	21st
Feb. 6.....	15th
Feb. 13.....	20th
Feb. 20.....	15th
Feb. 27.....	22nd
March 5.....	17th
March 12.....	10th
2012-13	
Preseason.....	24th
2016-17	
Nov. 21.....	25th
Dec. 12.....	23rd
Dec. 19.....	21st
Dec. 26.....	20th
Jan. 2.....	12th
Jan. 9.....	9th
Jan. 16.....	10th
Jan. 23.....	6th
Jan. 30.....	15th
Feb. 6.....	14th
Feb. 13.....	17th
Feb. 20.....	19th
Feb. 27.....	15th
March 6.....	16th
March 13.....	16th
2017-18	
Dec. 11.....	19th
Dec. 18.....	24th
Dec. 25.....	24th
Jan. 1.....	24th
Jan. 8.....	23rd
2018-19	
Preseason.....	17th

Nov. 12.....	14th
Nov. 19.....	14th
Nov. 26.....	15th
Dec. 3.....	11th
Dec. 10.....	10th
Dec. 17.....	11th
Dec. 24.....	9th
Dec. 31.....	9th
Jan. 7.....	13th
Jan. 14.....	11th
Jan. 28.....	25th
Feb. 4.....	22nd
Feb. 11.....	17th
Feb. 18.....	16th
Feb. 25.....	18th
March 4.....	14th
March 11.....	12th
April 8 (Final).....	10th
2019-20	
Dec. 2.....	17
Dec. 9.....	21
Dec. 16.....	19
Dec. 23.....	17
Dec. 30.....	18
Jan. 6.....	10
Jan. 13.....	9
Jan. 20.....	5
Jan. 27.....	5
Feb. 3.....	8
Feb. 10.....	8
Feb. 17.....	8
Feb. 24.....	6
March 2.....	7
March 9.....	4
Final.....	4
2020-21	
Preseason.....	21
Nov. 30.....	22
Dec. 7.....	20
Dec. 14.....	15
Dec. 21.....	20
Dec. 28.....	20
Jan. 4.....	25
Jan. 25.....	16
Feb. 1.....	20
Feb. 8.....	17
Feb. 15.....	16
Feb. 22.....	11
March 1.....	11
March 8.....	15
March 15.....	14
Final.....	14
2021-22	
Preseason.....	20

FLORIDA STATE IN THE ESPN/USA TODAY COACHES' POLL

1991-92 (First Year of Coaches' Poll)	
Feb. 3.....	23rd
Feb. 10.....	21st
Feb. 17.....	16th
Feb. 24.....	21st
March 9.....	13th
March 16.....	17th
April 8 (Final).....	14th
1992-93	
Nov. 30.....	10th
Dec. 7.....	8th
Dec. 14.....	9th
Dec. 21.....	18th
Dec. 28.....	16th
Jan. 4.....	23rd
Jan. 11.....	21st
Jan. 18.....	22nd
Jan. 25.....	20th
Feb. 1.....	15th
Feb. 8.....	12th
Feb. 15.....	9th
Feb. 22.....	7th
March 1.....	11th
March 8.....	11th
March 15.....	11th
April 7 (Final).....	7th
1993-94	
Nov. 22.....	24th
Nov. 29.....	24th
1997-98	
Nov. 24.....	25th
Dec. 1.....	18th
Dec. 8.....	15th
Dec. 15.....	17th
Dec. 22.....	18th
Dec. 29.....	15th
Jan. 5.....	13th
Jan. 12.....	16th

Jan. 19.....	20th
Jan. 26.....	23rd
2003-04	
Dec. 29.....	25th
2008-09	
Feb. 9.....	25th
Feb. 23.....	25th
March 9.....	22nd
March 16.....	16th
March 23 (Final).....	22nd
2009-10	
Dec. 28.....	25th
Jan. 4.....	19th
Jan. 11.....	25th
2010-11	
April 5.....	19th
2011-12	
Nov. 14.....	24th
Nov. 21.....	20th
Jan. 30.....	24th
Feb. 6.....	17th
Feb. 13.....	21st
Feb. 20.....	16th
Feb. 27.....	22nd
March 5.....	17th
March 11.....	12th
April 4 (Final).....	15th
2012-13	
Preseason.....	25th
2016-17	
Dec. 12.....	23rd
Dec. 19.....	22nd
Dec. 26.....	20th
Jan. 2.....	13th

Jan. 9.....	10th
Jan. 16.....	12th
Jan. 23.....	8th
Jan. 30.....	16th
Feb. 6.....	15th
Feb. 13.....	18th
Feb. 20.....	20th
Feb. 27.....	17th
March 6.....	17th
March 13.....	18th
April 3 (Final).....	24th
2017-18	
Dec. 11.....	19th
Dec. 18.....	25th
Dec. 25.....	25th
April 2 (Final).....	18th
2018-19	
Preseason.....	15th
Nov. 19.....	13th
Nov. 26.....	14th
Dec. 3.....	11th
Dec. 10.....	10th
Dec. 17.....	12th
Dec. 24.....	9th
Dec. 31.....	9th
Jan. 7.....	13th
Jan. 14.....	11th
Jan. 21.....	23rd
Feb. 4.....	24th
Feb. 11.....	19th
Feb. 18.....	17th
Feb. 25.....	18th
March 4.....	13th
March 11.....	13th
March 25.....	13th
April 8 (Final).....	13th
2019-20	
Dec. 2.....	19

Dec. 9.....	21
Dec. 16.....	19
Dec. 23.....	17
Dec. 30.....	20
Jan. 6.....	10
Jan. 13.....	9
Jan. 20.....	6
Jan. 27.....	6
Feb. 3.....	8
Feb. 10.....	8
Feb. 17.....	8
Feb. 24.....	6
March 2.....	8
March 9.....	4
Final.....	5
2020-21	
Preseason.....	18
Nov. 30.....	18
Dec. 7.....	21
Dec. 14.....	15
Dec. 21.....	21
Dec. 28.....	19
Jan. 4.....	22
Jan. 18.....	15
Jan. 25.....	16
Feb. 1.....	19
Feb. 8.....	19
Feb. 15.....	16
Feb. 22.....	9
March 1.....	11
March 8.....	13
March 15.....	14
Final.....	10
2020-21	
Preseason.....	18
2021-22	
Preseason.....	19

ALL-TIME VS OPPONENTS IN THE AP POLL

1957-58

Date	Ranking	Opponent	Site	W/L	Score
Jan. 13, 1958	No. 18	Memphis State	Memphis, TN	L	56-59
Jan. 30, 1958	No. 1	West Virginia	Morgantown, WV	L	51-103

1958-59

Date	Ranking	Opponent	Site	W/L	Score
Dec. 1, 1958	No. 2	Kentucky	Lexington, KY	L	68-91
Dec. 17, 1958	No. 13	Auburn	Auburn, AL	L	74-95
Dec. 29, 1958	No. 8	Auburn	Tallahassee, FL	L	62-69
Jan. 13, 1959	No. 18	Memphis State	Tallahassee, FL	L	72-75
Jan. 31, 1959	No. 14	Oklahoma City	Oklahoma City, OK	L	75-103
Feb. 16, 1959	No. 18	Oklahoma City	Tallahassee, FL	L	84-98

1959-60

Date	Ranking	Opponent	Site	W/L	Score
Jan. 16, 1960	No. 15	Miami	Tallahassee, FL	L	91-93
Feb. 27, 1960	No. 9	Miami	Miami, FL	L	89-107

1960-61

Date	Ranking	Opponent	Site	W/L	Score
Dec. 3, 1960	No. 20	Kentucky	Lexington, KY	W	63-58
Dec. 10, 1960	No. 11	Auburn	Auburn, AL	L	57-74

1961-62

Date	Ranking	Opponent	Site	W/L	Score
Dec. 2, 1961	No. 1	Ohio State	Columbus, OH	L	57-72

1966-67

Date	Ranking	Opponent	Site	W/L	Score
Dec. 20, 1966	No. 3	North Carolina	Chapel Hill, NC	L	54-81

1967-68

Date	Ranking	Opponent	Site	W/L	Score
Feb. 1, 1968	No. 3	North Carolina	Chapel Hill, NC	L	80-86

1968-69

Date	Ranking	Opponent	Site	W/L	Score
Dec. 16, 1968	No. 19	Louisville	Louisville, KY	L	78-79
Dec. 27, 1968	No. 16	Ohio State	Tallahassee, FL	L	86-93
Jan. 28, 1969	No. 19	South Carolina	Tallahassee, FL	W	87-76
Feb. 8, 1969	No. 2	North Carolina	Chapel Hill, NC	L	82-100
Feb. 15, 1969	No. 17	Dayton	Tallahassee, FL	W	79-71

1969-70

Date	Ranking	Opponent	Site	W/L	Score
Dec. 13, 1969	No. 5	North Carolina	Chapel Hill, NC	L	75-86
Dec. 22, 1969	No. 14	Louisville	Tallahassee, FL	W	79-69
Jan. 3, 1970	No. 19	Southern Cal	Los Angeles, CA	L	68-71
Jan. 27, 1970	No. 6	Jacksonville	Jacksonville, FL	W	89-83
Feb. 18, 1970	No. 6	Jacksonville	Tallahassee, FL	L	81-85

1970-71

Date	Ranking	Opponent	Site	W/L	Score
Dec. 8, 1970	No. 3	Jacksonville	Jacksonville, FL	L	108-114
Dec. 18, 1970	No. 8	Southern Cal	El Paso, TX	L	85-94
Jan. 27, 1971	No. 6	Jacksonville	Tallahassee, FL	L	65-83
Feb. 15, 1971	No. 6	Jacksonville	Jacksonville, FL	L	79-90
Feb. 22, 1971	No. 8	North Carolina	Chapel Hill, NC	L	61-70

1971-72

Date	Ranking	Opponent	Site	W/L	Score
Dec. 7, 1971	No. 6	Jacksonville	Tallahassee, FL	W	90-83
Mar. 16, 1972	No. 11	Minnesota	Dayton, OH	W	70-56
Mar. 18, 1972	No. 18	Kentucky	Dayton, OH	W	73-54
Mar. 24, 1972	No. 2	North Carolina	Los Angeles, CA	W	79-75
Mar. 26, 1972	No. 1	UCLA	Los Angeles, CA	L	76-81

1972-73

Date	Ranking	Opponent	Site	W/L	Score
Dec. 28, 1972	No. 13	Brigham Young	Oklahoma City, OK	L	77-80
Jan. 20, 1973	No. 15	Jacksonville	Tallahassee, FL	L	66-70
Feb. 14, 1973	No. 13	Jacksonville	Jacksonville, FL	W	83-74
Feb. 17, 1973	No. 6	North Carolina	New York, NY	L	79-91

1973-74

Date	Ranking	Opponent	Site	W/L	Score
Dec. 15, 1973	No. 9	Louisville	Louisville, KY	L	78-90
Dec. 18, 1973	No. 19	Memphis State	Tallahassee, FL	W	88-80
Feb. 1, 1974	No. 17	New Mexico	Tallahassee, FL	W	90-71
Feb. 16, 1974	No. 4	North Carolina	Greensboro, NC	L	85-104

1974-75

Date	Ranking	Opponent	Site	W/L	Score
Dec. 9, 1974	No. 16	Memphis State	Memphis, TN	L	69-70
Dec. 14, 1974	No. 4	Louisville	Tallahassee, FL	L	75-84
Dec. 26, 1974	No. 15	Purdue	Louisville, KY	W	69-66
Dec. 27, 1974	No. 4	Louisville	Louisville, KY	L	61-79

1975-76

Date	Ranking	Opponent	Site	W/L	Score
Dec. 8, 1975	No. 1	Indiana	Bloomington, IN	L	59-83
Dec. 20, 1975	No. 8	Alabama	St. Petersburg, FL	L	72-76
Dec. 26, 1975	No. 13	Washington	Portland, OR	L	54-69

1976-77

Date	Ranking	Opponent	Site	W/L	Score
Dec. 18, 1976	No. 5	San Francisco	San Francisco, CA	L	87-93
Jan. 3, 1977	No. 14	Louisville	Louisville, KY	L	(OT) 75-78
Jan. 15, 1977	No. 18	Memphis State	Memphis, TN	L	75-81
Feb. 3, 1977	No. 3	Kentucky	Lexington, KY	L	57-97

1977-78

Date	Ranking	Opponent	Site	W/L	Score
Dec. 27, 1977	No. 11	Cincinnati	Cincinnati, OH	L	75-77
Jan. 22, 1978	No. 9	Louisville	Louisville, KY	W	70-66
Feb. 17, 1978	No. 9	Louisville	Tallahassee, FL	W	81-70
Mar. 4, 1978	No. 20	Louisville	Cincinnati, OH	L	93-94
Mar. 11, 1978	No. 1	Kentucky	Lexington, KY	L	76-85

1978-79

Date	Ranking	Opponent	Site	W/L	Score
Jan. 20, 1979	No. 7	Louisville	Tallahassee, FL	L	65-67
Feb. 1, 1979	No. 6	Louisville	Louisville, KY	L	71-84

1979-80

Date	Ranking	Opponent	Site	W/L	Score
Jan. 27, 1980	No. 7	Louisville	Louisville, KY	L	73-79
Feb. 24, 1980	No. 2	Louisville	Tallahassee, FL	L	75-83
Mar. 1, 1980	No. 4	Louisville	Louisville, KY	L	72-81
Mar. 9, 1980	No. 4	Kentucky	Lexington, KY	L	78-97

1981-82

Date	Ranking	Opponent	Site	W/L	Score
Jan. 4, 1982	No. 14	Louisville	Louisville, KY	L	57-79

1982-83

Date	Ranking	Opponent	Site	W/L	Score
Dec. 30, 1982	No. 19	Tulsa	San Diego, CA	W	96-80
Jan. 8, 1983	No. 13	Louisville	Tallahassee, FL	L	69-96
Feb. 7, 1983	No. 12	Louisville	Louisville, KY	L	63-89
Feb. 26, 1983	No. 14	Memphis State	Tallahassee, FL	W	74-72
Mar. 3, 1983	No. 17	Memphis State	Memphis, TN	L	67-94
Mar. 11, 1983	No. 17	Memphis State	Cincinnati, OH	L	74-84

1983-84

Date	Ranking	Opponent	Site	W/L	Score
Jan. 25, 1984	No. 14	Louisville	Louisville, KY	L	71-95
Feb. 6, 1984	No. 17	Louisville	Tallahassee, FL	W	75-60
Feb. 11, 1984	No. 9	Memphis State	Tallahassee, FL	L	69-73
Feb. 15, 1984	No. 8	Memphis State	Memphis, TN	L	67-75
Mar. 9, 1984	No. 17	Memphis State	Memphis, TN	L	63-65

1984-85

Date	Ranking	Opponent	Site	W/L	Score
Jan. 5, 1985	No. 9	North Carolina	Miami, FL	L	69-78
Jan. 23, 1985	No. 9	Memphis State	Tallahassee, FL	L	69-74
Feb. 16, 1985	No. 4	Memphis State	Memphis, TN	L	68-70
Mar. 9, 1985	No. 4	Memphis State	Louisville, TN	L	86-90

ALL-TIME VS OPPONENTS IN THE AP POLL

1985-86

Date	Ranking	Opponent	Site	W/L	Score
Dec. 31, 1985	No. 1	North Carolina	Charlotte, NC	L	64-109
Jan. 15, 1986	No. 18	Louisville	Tallahassee, FL	L	64-85
Jan. 25, 1986	No. 25	Virginia Tech	Blacksburg, VA	L	73-86
Feb. 10, 1986	No. 3	Memphis State	Memphis, TN	L	73-99
Feb. 19, 1986	No. 10	Louisville	Louisville, KY	L	67-89
Feb. 22, 1986	No. 4	Memphis State	Tallahassee, FL	W	82-80
Feb. 24, 1986	No. 24	Virginia Tech	Tallahassee, FL	L	84-92
Mar. 8, 1986	No. 10	Memphis State	Louisville, KY	L	71-73

1986-87

Date	Ranking	Opponent	Site	W/L	Score
Dec. 6, 1986	No. 8	Alabama	Tallahassee, FL	W	72-71
Dec. 13, 1986	No. 9	Oklahoma	Norman, OK	L	92-109

1987-88

Date	Ranking	Opponent	Site	W/L	Score
Dec. 10, 1987	No. 16	Oklahoma	Tallahassee, FL	L	87-89
Dec. 12, 1987	No. 12	Florida	Gainesville, FL	L	48-71
Dec. 28, 1987	No. 3	Pittsburgh	Orlando, FL	L	71-72
Mar. 18, 1988	No. 17	Iowa	Los Angeles, CA	L	98-102

1988-89

Date	Ranking	Opponent	Site	W/L	Score
Dec. 3, 1988	No. 19	Florida	Tallahassee, FL	W	104-86
Dec. 29, 1988	No. 17	Villanova	Orlando, FL	L	67-68
Jan. 15, 1989	No. 17	Tennessee	Tallahassee, FL	W	101-90
Feb. 6, 1989	No. 7	Louisville	Louisville, KY	W	81-78
Feb. 16, 1989	No. 10	Louisville	Tallahassee, FL	L	(OT) 77-78
Feb. 23, 1989	No. 14	La Salle	Philadelphia, PA	L	100-101
Mar. 12, 1989	No. 16	Louisville	Columbia, SC	L	80-87

1989-90

Date	Ranking	Opponent	Site	W/L	Score
Dec. 1, 1989	No. 24	Florida	Tallahassee, FL	L	69-82
Dec. 27, 1989	No. 19	NC State	New York, NY	L	72-90
Jan. 14, 1990	No. 11	Louisville	Tallahassee, FL	L	66-73
Feb. 3, 1990	No. 7	Syracuse	Orlando, FL	L	69-90
Feb. 6, 1990	No. 15	Louisville	Louisville, KY	L	50-69

1990-91

Date	Ranking	Opponent	Site	W/L	Score
Dec. 22, 1990	No. 1	UNLV	Las Vegas, NV	L	69-101
Jan. 19, 1991	No. 22	South Carolina	Columbia, SC	W	(OT) 81-80
Jan. 21, 1991	No. 2	Arkansas	Tallahassee, FL	L	92-109
Feb. 18, 1991	No. 7	Syracuse	Syracuse, NY	L	79-88
Mar. 16, 1991	No. 3	Indiana	Louisville, KY	L	60-82

1991-92

Date	Ranking	Opponent	Site	W/L	Score
Dec. 15, 1991	No. 5	North Carolina	Chapel Hill, NC	W	86-74
Jan. 6, 1992	No. 1	Duke	Durham, NC	L	70-86
Jan. 11, 1992	No. 19	Wake Forest	Winston-Salem, NC	W	88-85
Jan. 23, 1992	No. 18	Georgia Tech	Atlanta, GA	W	83-79
Jan. 30, 1992	No. 1	Duke	Tallahassee, FL	L	62-75
Feb. 27, 1992	No. 10	North Carolina	Tallahassee, FL	W	110-96
Mar. 14, 1992	No. 20	North Carolina	Charlotte, NC	L	76-80
Mar. 26, 1992	No. 4	Indiana	Albuquerque, NM	L	74-85

1992-93

Date	Ranking	Opponent	Site	W/L	Score
Nov. 20, 1992	No. 19	Iowa State	Tallahassee, FL	W	109-86
Nov. 25, 1992	No. 4	Indiana	New York, NY	L	(OT) 78-81
Nov. 27, 1992	No. 21	UCLA	New York, NY	L	(OT) 83-86
Dec. 2, 1992	No. 19	Massachusetts	Tallahassee, FL	W	67-64
Jan. 6, 1993	No. 25	Virginia	Charlottesville, VA	L	76-80
Jan. 24, 1993	No. 6	Duke	Tallahassee, FL	W	(OT) 89-88
Jan. 27, 1993	No. 3	North Carolina	Chapel Hill, NC	L	77-82
Jan. 31, 1993	No. 18	Georgia Tech	Tallahassee, FL	W	96-77
Feb. 8, 1993	No. 24	Virginia	Tallahassee, FL	W	99-84
Feb. 10, 1993	No. 9	Wake Forest	Tallahassee, FL	W	111-94
Feb. 24, 1993	No. 9	Duke	Durham, NC	L	75-98

Feb. 27, 1993	No. 3	North Carolina	Tallahassee, FL	L	76-86
Mar. 25, 1993	No. 25	W. Kentucky	Charlotte, NC	W	(OT) 81-78
Mar. 27, 1993	No. 2	Kentucky	Charlotte, NC	L	81-106

1993-94

Date	Ranking	Opponent	Site	W/L	Score
Jan. 22, 1994	No. 5	Duke	Durham, NC	L	79-106
Jan. 26, 1994	No. 4	North Carolina	Tallahassee, FL	L	77-90
Jan. 29, 1994	No. 21	Georgia Tech	Atlanta, GA	W	74-73
Feb. 3, 1994	No. 11	Massachusetts	Amherst, MA	L	58-62
Feb. 21, 1994	No. 16	Florida	Gainesville, FL	L	61-72
Feb. 23, 1994	No. 2	Duke	Tallahassee, FL	L	72-84
Feb. 26, 1994	No. 4	North Carolina	Chapel Hill, NC	L	75-78
Mar. 11, 1994	No. 11	North Carolina	Charlotte, NC	L	69-83

1994-95

Date	Ranking	Opponent	Site	W/L	Score
Dec. 6, 1994	No. 8	Arizona	Tucson, AZ	L	78-96
Dec. 17, 1994	No. 8	Florida	Orlando, FL	L	(2OT) 65-71
Jan. 7, 1995	No. 18	Wake Forest	Winston-Salem, NC	L	64-72
Jan. 10, 1995	No. 9	Maryland	Tallahassee, FL	L	57-70
Jan. 25, 1995	No. 3	North Carolina	Chapel Hill, NC	L	70-100
Jan. 29, 1995	No. 21	Georgia Tech	Tallahassee, FL	L	67-80
Feb. 4, 1995	No. 15	Virginia	Charlottesville, VA	L	(OT) 63-76
Feb. 8, 1995	No. 11	Wake Forest	Tallahassee, FL	W	69-67
Feb. 11, 1995	No. 8	Maryland	College Park, MD	L	65-80
Feb. 25, 1995	No. 3	North Carolina	Tallahassee, FL	L	78-80
Mar. 10, 1995	No. 10	Maryland	Charlotte, NC	L	64-71

1995-96

Date	Ranking	Opponent	Site	W/L	Score
Dec. 12, 1995	No. 8	Connecticut	Tallahassee, FL	L	61-79
Jan. 6, 1996	No. 12	Wake Forest	Tallahassee, FL	L	(OT) 73-75
Jan. 17, 1996	No. 19	Clemson	Tallahassee, FL	W	75-62
Jan. 24, 1996	No. 11	North Carolina	Tallahassee, FL	L	71-82
Feb. 7, 1996	No. 9	Wake Forest	Winston-Salem, NC	L	67-81
Feb. 24, 1996	No. 17	North Carolina	Chapel Hill, NC	W	84-80
Feb. 28, 1996	No. 18	Georgia Tech	Tallahassee, FL	L	68-83

1996-97

Date	Ranking	Opponent	Site	W/L	Score
Dec. 5, 1996	No. 10	Duke	Durham, NC	L	(OT) 66-72
Jan. 11, 1997	No. 5	Clemson	Tallahassee, FL	L	70-76
Jan. 22, 1997	No. 19	North Carolina	Tallahassee, FL	W	84-71
Jan. 25, 1997	No. 4	Wake Forest	Winston-Salem, NC	L	58-61
Jan. 29, 1997	No. 5	Maryland	Tallahassee, FL	W	74-70
Feb. 6, 1997	No. 20	North Carolina	Chapel Hill, NC	L	62-90
Feb. 13, 1997	No. 10	Maryland	College Park, MD	L	57-73
Feb. 15, 1997	No. 6	Duke	Tallahassee, FL	L	79-89
Feb. 23, 1997	No. 8	Clemson	Clemson, SC	W	67-65
Mar. 1, 1997	No. 5	Wake Forest	Tallahassee, FL	W	59-55
Mar. 7, 1997	No. 8	Wake Forest	Greensboro, NC	L	65-66



Sam Cassell, who is ranked 26th on Florida State's all-time scoring list with 1,211 career points, helped lead Florida State over No. 5 North Carolina on Dec. 15, 1991 in Florida State's first ever ACC game.

ALL-TIME VS OPPONENTS IN THE AP POLL

1997-98

Date	Ranking	Opponent	Site	W/L	Score
Nov. 26, 1997	No. 11	Connecticut	New York, NY	W	67-60
Nov. 28, 1997	No. 2	Kansas	New York, NY	L	58-73
Dec. 20, 1997	No. 1	North Carolina	Tallahassee, FL	L	73-81
Dec. 23, 1997	No. 5	Arizona	Tallahassee, FL	W	84-79
Jan. 10, 1998	No. 2	Duke	Tallahassee, FL	L	63-75
Jan. 24, 1998	No. 2	North Carolina	Chapel Hill, NC	L	55-103
Feb. 7, 1998	No. 23	Maryland	Tallahassee, FL	L	62-68
Feb. 10, 1998	No. 2	Duke	Durham, NC	L	72-86
Mar. 13, 1998	No. 15	Texas Christian	Oklahoma City, OK	W	96-87

1998-99

Date	Ranking	Opponent	Site	W/L	Score
Jan. 6, 1999	No. 11	North Carolina	Tallahassee, FL	L	54-72
Jan. 12, 1999	No. 25	Clemson	Tallahassee, FL	W	70-64
Jan. 16, 1999	No. 2	Duke	Durham, NC	L	73-98
Jan. 27, 1999	No. 4	Maryland	College Park, MD	L	87-107
Feb. 7, 1999	No. 12	North Carolina	Chapel Hill, NC	L	64-98
Feb. 17, 1999	No. 1	Duke	Tallahassee, FL	L	59-85
Feb. 27, 1999	No. 5	Maryland	Tallahassee, FL	L	75-8
Mar. 5, 1999	No. 5	Maryland	Charlotte, NC	L	69-93

1999-00

Date	Ranking	Opponent	Site	W/L	Score
Nov. 19, 1999	No. 7	Florida	Gainesville, FL	L	61-96
Nov. 29, 1999	No. 11	Temple	Tallahassee, FL	L	58-69
Dec. 5, 1999	No. 7	Auburn	Auburn, AL	L	54-55
Jan. 16, 2000	No. 6	Duke	Tallahassee, FL	L	54-85
Jan. 22, 2000	No. 21	North Carolina	Chapel Hill, NC	W	76-71
Jan. 29, 2000	No. 22	Maryland	Tallahassee, FL	L	63-82
Feb. 16, 2000	No. 3	Duke	Durham, NC	L	68-101
Mar. 1, 2000	No. 17	Maryland	College Park, MD	L	70-85
Mar. 10, 2000	No. 20	Maryland	Charlotte, NC	L	61-82

2000-01

Date	Ranking	Opponent	Site	W/L	Score
Nov. 17, 2000	No. 11	Florida	Tallahassee, FL	L	70-85
Nov. 24, 2000	No. 21	DePaul	Anchorage, AK	L	74-80
Jan. 4, 2001	No. 3	Duke	Tallahassee, FL	L	72-99
Jan. 9, 2001	No. 6	Wake Forest	Winston-Salem, NC	L	53-76
Jan. 14, 2001	No. 14	Maryland	Tallahassee, FL	L	55-76

FSU fans storm the court after an electric game beating 4th ranked rival Florida on December 3, 2006.



Jan. 16, 2001	No. 13	Virginia	Charlottesville, VA	L	71-89
Jan. 20, 2001	No. 6	North Carolina	Tallahassee, FL	L	70-80
Feb. 4, 2001	No. 2	Duke	Durham, NC	L	58-100
Feb. 10, 2001	No. 19	Wake Forest	Tallahassee, FL	L	65-71
Feb. 14, 2001	No. 17	Maryland	College Park, MD	W	74-71
Feb. 17, 2001	No. 12	Virginia	Tallahassee, FL	L	66-69
Feb. 22, 2001	No. 2	North Carolina	Chapel Hill, NC	L	67-95

2001-02

Date	Ranking	Opponent	Site	W/L	Score
Nov. 16, 2001	No. 6	Florida	Gainesville, FL	L	47-68
Dec. 16, 2001	No. 19	Wake Forest	Winston-Salem, NC	L	72-93
Jan. 6, 2002	No. 1	Duke	Tallahassee, FL	W	77-76
Jan. 20, 2002	No. 10	Virginia	Charlottesville, VA	L	74-91
Jan. 26, 2002	No. 3	Maryland	College Park, MD	L	63-84
Feb. 2, 2002	No. 24	Wake Forest	Tallahassee, FL	L	80-89
Feb. 7, 2002	No. 1	Duke	Durham, NC	L	49-80
Feb. 20, 2002	No. 22	Virginia	Tallahassee, FL	W	66-59
Feb. 27, 2002	No. 2	Maryland	Tallahassee, FL	L	63-96
Mar. 8, 2002	No. 2	Maryland	Charlotte, NC	L	59-85

2002-03

Date	Ranking	Opponent	Site	W/L	Score
Dec. 6, 2002	No. 8	Florida	Tallahassee, FL	L	57-58
Dec. 22, 2002	No. 23	North Carolina	Tallahassee, FL	L	48-69
Jan. 11, 2003	No. 21	Maryland	College Park, MD	L	62-89
Jan. 26, 2003	No. 17	Wake Forest	Winston-Salem, NC	L	60-71
Feb. 2, 2003	No. 5	Duke	Tallahassee, FL	W	75-70
Feb. 12, 2003	No. 16	Maryland	Tallahassee, FL	L	72-74
Feb. 26, 2003	No. 12	Wake Forest	Tallahassee, FL	L	56-60
Mar. 6, 2003	No. 10	Duke	Durham, NC	L	56-72
Mar. 14, 2003	No. 9	Wake Forest	Greensboro, NC	L	61-69

2003-04

Date	Ranking	Opponent	Site	W/L	Score
Dec. 22, 2003	No. 16	Pittsburgh	Pittsburgh, PA	L	56-63
Dec. 28, 2003	No. 24	Maryland	Tallahassee, FL	W	79-75
Jan. 3, 2004	No. 12	Florida	Gainesville, FL	L	73-87
Jan. 22, 2004	No. 7	North Carolina	Tallahassee, FL	W (OT)	90-81
Jan. 25, 2004	No. 7	Wake Forest	Tallahassee, FL	W	75-70
Jan. 29, 2004	No. 1	Duke	Durham, NC	L	49-56
Feb. 3, 2004	No. 15	Georgia Tech	Tallahassee, FL	W	81-65
Feb. 10, 2004	No. 10	NC State	Raleigh, NC	L	59-75
Feb. 21, 2004	No. 16	North Carolina	Chapel Hill, NC	L	71-78
Feb. 25, 2004	No. 11	Wake Forest	Winston-Salem, NC	L (OT)	87-90
Feb. 29, 2004	No. 4	Duke	Tallahassee, FL	L	65-70
Mar. 6, 2004	No. 19	Georgia Tech	Atlanta, GA	L	60-63
Mar. 12, 2004	No. 17	NC State	Greensboro, NC	L	71-78

2004-05

Date	Ranking	Opponent	Site	W/L	Score
Dec. 19, 2004	No. 23	Maryland	College Park, MD	L (OT)	88-90
Jan. 18, 2005	No. 3	Wake Forest	Tallahassee, FL	W (OT)	91-83
Jan. 22, 2005	No. 4	Duke	Tallahassee, FL	L	56-88
Feb. 2, 2005	No. 25	Georgia Tech	Atlanta, GA	L	61-64
Feb. 6, 2005	No. 2	North Carolina	Tallahassee, FL	L	60-81
Feb. 12, 2005	No. 6	Wake Forest	Winston-Salem, NC	L	48-87
Mar. 3, 2005	No. 2	North Carolina	Chapel Hill, NC	L	76-91

2005-06

Date	Ranking	Opponent	Site	W/L	Score
Nov. 25, 2005	No. 14	Florida	Gainesville, FL	L	66-74
Jan. 14, 2006	No. 15	Boston College	Chestnut Hill, MA	L	87-90
Jan. 22, 2006	No. 24	North Carolina	Tallahassee, FL	L	80-81
Feb. 4, 2006	No. 2	Duke	Durham, NC	L (OT)	96-97
Mar. 1, 2006	No. 1	Duke	Tallahassee, FL	W	79-74

2006-07

Date	Ranking	Opponent	Site	W/L	Score
Nov. 24, 2006	No. 3	Pittsburgh	Pittsburgh, PA	L	66-88
Nov. 28, 2006	No. 12	Wisconsin	Madison, WI	L	66-81
Dec. 3, 2006	No. 4	Florida	Tallahassee, FL	W	70-66
Jan. 3, 2007	No. 23	Clemson	Tallahassee, FL	L	66-68
Jan. 7, 2007	No. 2	North Carolina	Chapel Hill, NC	L	58-84

ALL-TIME VS OPPONENTS IN THE AP POLL

Jan. 17, 2007	No. 23	Virginia Tech	Tallahassee, FL	W	82-73
Feb. 4, 2007	No. 8	Duke	Durham, NC	W	68-67
Mar. 9, 2007	No. 8	North Carolina	Tampa, FL	L	58-73

2007-08

Date	Ranking	Opponent	Site	W/L	Score
Nov. 23, 2007	No. 25	Florida	Gainesville, FL	W	65-51
Dec. 15, 2007	No. 19	Butler	Indianapolis, IN	L	68-79
Jan. 12, 2008	No. 18	Clemson	Clemson, SC	L	(2OT) 85-97
Jan. 16, 2008	No. 7	Duke	Tallahassee, FL	L	57-70
Feb. 3, 2008	No. 4	North Carolina	Tallahassee, FL	L	(OT) 73-84
Mar. 4, 2008	No. 1	North Carolina	Chapel Hill, NC	L	77-90
Mar. 14, 2008	No. 1	North Carolina	Charlotte, NC	L	70-82

2008-09

Date	Ranking	Opponent	Site	W/L	Score
Dec. 7, 2009	No. 23	Florida	Tallahassee, FL	W	57-55
Dec. 21, 2009	No. 3	Pittsburgh	Tallahassee, FL	L	48-56
Jan. 10, 2009	No. 2	Duke	Tallahassee, FL	L	58-66
Jan. 28, 2009	No. 5	North Carolina	Tallahassee, FL	L	77-80
Feb. 7, 2009	No. 10	Clemson	Clemson, SC	W	65-61
Feb. 14, 2009	No. 7	Wake Forest	Winston-Salem, NC	L	63-86
Feb. 28, 2009	No. 17	Clemson	Tallahassee, FL	W	73-66
March 3, 2009	No. 7	Duke	Durham, NC	L	81-84
March 14, 2009	No. 1	North Carolina	Greensboro, NC	W	73-70
March 15, 2009	No. 7	Duke	Greensboro, NC	L	69-79

2009-10

Date	Ranking	Opponent	Site	W/L	Score
Dec. 2, 2009	No. 15	Ohio State	Columbus OH	L	64-77
Dec. 20, 2009	No. 11	Georgia Tech	Atlanta, GA	W	(OT) 66-59
Jan. 24, 2010	No. 19	Georgia Tech	Tallahassee, FL	W	68-66
March 19, 2010	No. 22	Gonzaga	Buffalo, NY	L	60-67

2010-11

Date	Ranking	Opponent	Site	W/L	Score
Nov. 28, 2010	No. 10	Florida	Tallahassee, FL	L	51-55
Nov. 30, 2010	No. 2	Ohio State	Tallahassee, FL	L	44-58
Dec. 25, 2010	No. 15	Baylor	Honolulu, HI	W	68-61
Jan. 12, 2011	No. 1	Duke	Tallahassee, FL	W	66-61
March 2, 2011	No. 13	North Carolina	Tallahassee, FL	L	70-72
March 18, 2011	No. 24	Texas A&M	Chicago, IL	W	57-50
March 20, 2011	No. 5	Notre Dame	Chicago, IL	W	71-57

2011-12

Date	Ranking	Opponent	Site	W/L	Score
Nov. 26, 2011	No. 4	Connecticut	Nassau, Bahamas	L	(OT) 76-78
Dec. 22, 2011	No. 11	Florida	Gainesville, FL	L	64-82
Jan. 14, 2012	No. 3	North Carolina	Tallahassee, FL	W	90-57
Jan. 21, 2012	No. 4	Duke	Durham, NC	W	76-73
Feb. 4, 2012	No. 16	Virginia	Tallahassee, FL	W	58-55
Feb. 23, 2012	No. 6	Duke	Tallahassee, FL	L	66-74
March 1, 2012	No. 24	Virginia	Charlottesville, VA	W	63-60
March 10, 2012	No. 6	Duke	Atlanta, GA.	W	62-59
March 11, 2012	No. 4	North Carolina	Atlanta, GA	W	85-82

2012-13

Date	Ranking	Opponent	Site	W/L	Score
Nov. 21, 2012	No. 21	Minnesota	Tallahassee, FL	L	68-77
Dec. 5, 2012	No. 6	Florida	Tallahassee, FL	L	47-72
Jan. 27, 2013	No. 25	Miami (Fla.)	Coral Gables, FL	L	47-71
Feb. 2, 2013	No. 5	Duke	Tallahassee, FL	L	60-79
Feb. 13, 2013	No. 3	Miami (Fla.)	Tallahassee, FL	L	68-74

2013-14

Date	Ranking	Opponent	Site	W/L	Score
Nov. 21, 2013	No. 10	VCU	Bayamon, Puerto Rico	W	85-67
Nov. 22, 2013	No. 13	Michigan	Bayamon, Puerto Rico	L	80-82
Nov. 29, 2013	No. 13	Florida	Gainesville, FL	L	66-67
Dec. 21, 2013	No. 20	UMass	Sunrise, FL	W	60-55
Jan. 25, 2014	No. 18	Duke	Durham, NC	L	56-68
March 9, 2014	No. 7	Syracuse	Tallahassee, FL	L	58-74
March 14, 2014	No. 6	Virginia	Greensboro, NC	L	51-64

2014-15

Date	Ranking	Opponent	Site	W/L	Score
Dec. 23, 2014	No. 25	Notre Dame	Notre Dame, IN	L	63-83
Jan. 24, 2015	No. 15	North Carolina	Chapel Hill, NC	L	63-83
Feb. 2, 2015	No. 23	Miami (Fla.)	Tallahassee, FL	W	55-54
Feb. 9, 2015	No. 4	Duke	Tallahassee, FL	L	70-73
Feb. 22, 2015	No. 2	Virginia	Charlottesville, VA	L	41-51
Feb. 28, 2015	No. 17	Louisville	Tallahassee, FL	L	59-81
March 12, 2015	No. 3	Virginia	Greensboro, N.C.	L	44-58

2015-16

Date	Ranking	Opponent	Site	W/L	Score
Jan. 4, 2016	No. 6	North Carolina	Tallahassee, FL	L	90-106
Jan. 9, 2016	No. 12	Miami (Fla.)	Coral Gables, FL	L	59-72
Jan. 17, 2016	No. 13	Virginia	Tallahassee, FL	W	69-62
Jan. 20, 2016	No. 17	Louisville	Louisville, KY	L	65-84
Jan. 23, 2016	No. 20	Pittsburgh	Tallahassee, FL	L	72-74
Feb. 14, 2016	No. 12	Miami (Fla.)	Tallahassee, FL	L	65-67
Feb. 25, 2016	No. 15	Duke	Durham, N.C.	L	65-80
Feb. 27, 2016	No. 23	Notre Dame	Tallahassee, FL	W	77-56

2016-17

Date	Ranking	Opponent	Site	W/L	Score
Dec. 11, 2016	No. 21	Florida	Tallahassee, FL	W	83-78
Dec. 31, 2016	No. 11	Virginia	Charlottesville, VA	W	60-58
Jan. 7, 2017	No. 21	Virginia Tech	Tallahassee, FL	W	93-78
Jan. 10, 2017	No. 7	Duke	Tallahassee, FL	W	88-72
Jan. 14, 2017	No. 11	North Carolina	Chapel Hill, N.C.	L	83-96
Jan. 18, 2017	No. 15	Notre Dame	Tallahassee, FL	W	83-80
Jan. 21, 2017	No. 12	Louisville	Tallahassee, FL	W	73-68
Feb. 11, 2017	No. 24	Notre Dame	Notre Dame, IND	L	72-84
Feb. 28, 2017	No. 17	Duke	Durham, N.C.	L	70-75
March 4, 2017	No. 25	Miami	Tallahassee, FL	W	66-57
March 10, 2017	No. 22	Notre Dame	Brooklyn, N.Y.	L	73-77

2017-18

Date	Ranking	Opponent	Site	W/L	Score
Dec. 4, 2017	5	Florida	Gainesville, FL	W	83-66
Dec. 30, 2017	4	Duke	Durham, N.C.	L	93-100
Jan. 3, 2018	12	North Carolina	Chapel Hill, N.C.	W	81-80
Jan. 7, 2018	15	Miami	Coral Gables, FL	L	74-80
Feb. 7, 2018	2	Virginia	Tallahassee, FL	W	55-59
Feb. 14, 2018	11	Clemson	Tallahassee, FL	W	81-79 (OT)
Feb. 18, 2018	18	Clemson	Clemson, S.C.	L	63-76
March 18, 2018	3	Xavier	Nashville, TENN	W	74-50
March 22, 2018	8	Gonzaga	Los Angeles, CAL	W	75-60

2018-19

Date	Ranking	Opponent	Site	W/L	Score
Nov. 23, 2018	19	LSU	Lake Buena Vista, FL	W	79-76 (OT)
Nov. 28, 2018	19	Purdue	Tallahassee, FL	W	73-72
Jan. 5, 2019	4	Virginia	Charlottesville, VA	L	52-65
Jan. 12, 2019	1	Duke	Tallahassee, FL	L	78-80
Feb. 9, 2019	16	Louisville	Tallahassee, FL	W	80-75 (OT)
Feb. 23, 2019	8	North Carolina	Chapel Hill, N.C.	L	59-77
March 5, 2019	14	Virginia Tech	Tallahassee, FL	W	73-65
March 14, 2019	16	Virginia Tech	Charlotte, N.C.	W	65-63
March 15, 2019	2	Virginia	Charlotte, N.C.	W	69-59
March 16, 2019	5	Duke	Charlottesville, N.C.	L	63-73
March 28, 2019	4	Gonzaga	Anaheim, CAL	L	58-72

2019-20

Date	Ranking	Opponent	Site	W/L	Score
Nov. 10, 2019	6	Florida	Gainesville, FL	W	63-51
Nov. 29, 2019	16	Tennessee	Niceville, FL	W	60-57
Jan. 4, 2020	7	Louisville	Louisville, KY	W	78-65
Feb. 10, 2020	7	Duke	Durham, N.C.	L	65-70
Feb. 24, 2020	10	Louisville	Tallahassee, L.	W	82-67

2020-21

Date	Ranking	Opponent	Site	W/L	Score
Dec. 10, 2020	25	Florida	Tallahassee, FL	W	83-71
Jan. 23, 2021	20	Clemson	Tallahassee, FL	W	80-61
Feb. 15, 2021	7	Virginia	Tallahassee, FL	W	81-60
March 22, 2021	22	Colorado	Indianapolis, IND	W	71-53
March 28, 2021	4	Michigan	Indianapolis, IND	L	58-76

2021-22

Date	Ranking	Opponent	Site	W/L	Score
Nov. 30, 2021	2	Purdue	West Lafayette, IND	L	65-93
Jan. 18, 2022	5	Duke	Tallahassee, FL	W	(OT) 79-78
Feb. 19, 2022	5	Duke	Durham, N.C.	L	70-88

2022-23

Date	Ranking	Opponent	Site	W/L	Score
Nov. 30, 2022	No. 13	Purdue	Tallahassee, FL	L	69-79
Dec. 3, 2022	No. 3	Virginia	Charlottesville, VA	L	57-62
Nov. 29, 2023	No. 13	Florida	Gainesville, FL	L	66-67
Dec. 31, 2022	No. 17	Duke	Durham, NC	L	60-55
Jan. 14, 2023	No. 13	Virginia	Tallahassee, FL	L	56-67
Jan. 24, 2023	No. 20	Miami	Tallahassee, FL	L	63-86
Jan. 28, 2023	No. 24	Clemson	Tallahassee, FL	L	81-82
Feb. 25, 2023	No. 13	Miami	Coral Gables, FL	W	85-84

COACHING HISTORY



DON LOUCKS
5-13
(1947-48)

Don Loucks, one of the most respected members of the Florida State athletic family, was the first coach of men's intercollegiate basketball at FSU. He guided the team to a 5-13 record during the 1947-48 season.

Loucks would go on to become a member of FSU's Hall of Fame after six decades with the University. The tennis courts at FSU are named in honor of Don Loucks.

Year		W	L	Pct.
1947-48	Don Loucks	5	13	.277



J.K. KENNEDY
236-208
(1948-66)

J.K. Kennedy was better known as "Bud" during his 18 years as head coach of the Florida State program. A warm and compassionate man, Kennedy led the Seminoles from a limited program to major college status. He compiled a record of 234-208 from 1948-49 to 1965-66. His finest single season came in 1954-55 when he coached the Tribe, led by future Hall of Famers Jimmy Oler and Ham Wernke, to a 22-4 record.

Year		W	L	Pct.
1948-49	J. K. "Bud" Kennedy	12	12	.500
1949-50	J. K. "Bud" Kennedy	15	10	.600
1950-51	J. K. "Bud" Kennedy	18	9	.667
1951-52	J. K. "Bud" Kennedy	5	20	.200
1952-53	J. K. "Bud" Kennedy	11	11	.500
1953-54	J. K. "Bud" Kennedy	13	7	.650
1954-55	J. K. "Bud" Kennedy	22	4	.846
1955-56	J. K. "Bud" Kennedy	16	9	.640
1956-57	J. K. "Bud" Kennedy	9	17	.346
1957-58	J. K. "Bud" Kennedy	9	16	.360
1958-59	J. K. "Bud" Kennedy	8	15	.347
1959-60	J. K. "Bud" Kennedy	10	15	.400
1960-61	J. K. "Bud" Kennedy	14	10	.583
1961-62	J. K. "Bud" Kennedy	15	8	.651
1962-63	J. K. "Bud" Kennedy	15	10	.600
1963-64	J. K. "Bud" Kennedy	11	14	.400
1964-65	J. K. "Bud" Kennedy	16	10	.615
1965-66	J. K. "Bud" Kennedy	15	11	.577
Total	18 seasons	234	208	.529



HUGH DURHAM
229-96
(1966-78)

Hugh Durham's tenure at Florida State included four 20-win seasons and saw the program play for the national championship in 1972. Durham led the Seminoles to a 229-96 record and his .705 winning percentage was among the nation's best. He took FSU to three NCAA Tournaments.

Durham also made an impact with the Florida State program as a player in the late 1950's. From 1956-59 he scored 1,381 points, an average of 18.9 per game. His name is still prominent in many FSU records lists.

Year		W	L	Pct.
1966-67	Hugh Durham	11	15	.423
1967-68	Hugh Durham	19	8	.704
1968-69	Hugh Durham	18	8	.692
1969-70	Hugh Durham	23	3	.885
1970-71	Hugh Durham	17	9	.654
1971-72	Hugh Durham	27	6	.818
1972-73	Hugh Durham	18	8	.692
1973-74	Hugh Durham	18	8	.692
1974-75	Hugh Durham	18	8	.692
1975-76	Hugh Durham	21	6	.778
1976-77	Hugh Durham	16	11	.593
1977-78	Hugh Durham	23	6	.793
Total	12 seasons	229	96	.705



JOE WILLIAMS
129-105
(1978-86)

Joe Williams took over as head coach of the Seminoles in 1978 after very successful stops at Jacksonville (1964-70) and Furman (1970-78). He led the FSU program for eight seasons and won 129 games while losing 105. He took Florida State to the NCAA Tournament in 1979-80 (1-1) and to the National Invitation Tournament in 1983-84 (1-1). The Seminoles had two 20-win seasons under his leadership.

Year		W	L	Pct.
1978-79	Joe Williams	19	10	.655
1979-80	Joe Williams	22	9	.710
1980-81	Joe Williams	17	11	.607
1981-82	Joe Williams	11	17	.392
1982-83	Joe Williams	14	14	.500
1983-84	Joe Williams	20	11	.645
1984-85	Joe Williams	14	16	.467
1985-86	Joe Williams	12	17	.414
Total	8 seasons	129	105	.551



PAT KENNEDY
202-131
(1986-1997)

Pat Kennedy is credited with leading the Florida State program back to national prominence. Kennedy registered a Metro Conference regular season and tournament championship before the school joined the ACC in 1991-92.

Kennedy led the Seminoles to five NCAA Tournament berths and two NIT appearances in his 11 years. FSU advanced to the Elite Eight of the 1993 NCAA Tournament, marking the second-best season in FSU history.

Florida State went 202-131 under Kennedy, posting a .607 winning percentage in his 11 seasons. Kennedy set a then-record for road wins and total ACC wins by a first-year coach with six and 11 respectively, in 1991-92.

Year		W	L	Pct.
1986-87	Pat Kennedy	19	11	.633
1987-88	Pat Kennedy	19	11	.633
1988-89	Pat Kennedy	22	8	.733
1989-90	Pat Kennedy	16	15	.516
1990-91	Pat Kennedy	21	11	.656
1991-92	Pat Kennedy	22	10	.687
1992-93	Pat Kennedy	25	10	.714
1993-94	Pat Kennedy	13	14	.481
1994-95	Pat Kennedy	12	15	.444
1995-96	Pat Kennedy	13	14	.481
1996-97	Pat Kennedy	20	12	.625
Total	11 seasons	202	131	.607



STEVE ROBINSON
64-86
(1997-2002)

Steve Robinson was named the sixth head coach in Florida State basketball history on July 1, 1997 and he made an immediate impact on the Seminole program. Robinson's first season at FSU saw the Tribe return to national prominence. Florida State went 18-14, earned an at-large bid to the NCAA Tournament and advanced to the tourney's second round. The Seminoles also reappeared in the Associated Press Top 25 with a peak at No. 13, finished as Preseason National Invitation Tournament runners-up and defeated defending national champion Arizona.

Year		W	L	Pct.
1997-98	Steve Robinson	18	14	.563
1998-99	Steve Robinson	13	17	.433
1999-00	Steve Robinson	12	17	.414
2000-01	Steve Robinson	9	21	.300
2001-02	Steve Robinson	12	17	.414
Total	5 seasons	64	86	.427

COACHING HISTORY



LEONARD HAMILTON
617-455* (.576)
(2003-Pr)

The most successful coach in Florida State history, Leonard Hamilton is the Seminoles' all-time winningest coach and is the fifth all-time winningest coach in ACC history.

He became the Seminoles' winningest coach as Florida State defeated Pittsburgh on March 7, 2015 and became the fifth all-time winningest coach in ACC history as he guided the Seminoles past Syracuse on February 15, 2020. He is the fifth winningest all-time coach in ACC history with 379 total wins and 181 ACC wins (ACC regular season and ACC Tournament games).

In 2020, he led Florida State to the first ACC Regular Season Championship in school history. The Seminoles finished ACC play with a 16-4 record — the 16 wins established a school record for ACC wins in a season. The Seminoles finished the 2020 season ranked No. 4 in the Associated Press poll — the highest final national ranking in school history. Hamilton was named the ACC Coach of the Year in 2020 for the third time in his career.

In 2019, he guided the Seminoles to a school-record 29 victories. The Seminoles' 2019 team also defeated six nationally ranked teams, advanced to the ACC Tournament Championship game and to the Sweet 16 of the NCAA Tournament. Coupled with the Seminoles' appearance in the Elite Eight of the 2018 NCAA Tournament, the 2019 season marked the second time in school history the Seminoles had advanced to at least the Sweet 16 of the NCAA Tournament in consecutive seasons.

Year		W	L	Pct.
2002-03	Leonard Hamilton	14	15	.483
2003-04	Leonard Hamilton	19	14	.576
2004-05	Leonard Hamilton	12	19	.387
2005-06	Leonard Hamilton	20	10	.667
2006-07	Leonard Hamilton	22	13	.629
2007-08	Leonard Hamilton	19	15	.559
2008-09	Leonard Hamilton	25	10	.714
2009-10	Leonard Hamilton	22	10	.688
2010-11	Leonard Hamilton	23	11	.678
2011-12	Leonard Hamilton	25	10	.714
2012-13	Leonard Hamilton	18	16	.529
2013-14	Leonard Hamilton	22	14	.611
2014-15	Leonard Hamilton	17	16	.515
2015-16	Leonard Hamilton	20	14	.588
2016-17	Leonard Hamilton	26	9	.743
2017-18	Leonard Hamilton	23	12	.657
2018-19	Leonard Hamilton	29	8	.784
2019-20	Leonard Hamilton	26	5	.839
2020-21	Leonard Hamilton	18	7	.720
2021-22	Leonard Hamilton	17	14	.548
2022-23	Leonard Hamilton	9	23	.281
Total	21 Seasons	435	272	.615

*Due to sanctions imposed on Florida State by the NCAA in 2008-09, the NCAA recognizes Coach Hamilton with 395 wins at Florida

OVERALL FLORIDA STATE COACHING RECORD

Years	W	L	Pct.
76	1,292	904	.588


FSU ALL-TIME MEN'S BASKETBALL ASSISTANT COACHES

Baxter, Jim	1996-97
R-Jay Barsh	2022-23
Benjamin, Lee	1953-57
Bolton, Bill	1970-74
Branscum, Cleve	1967-69
Carlson, Tom	1986-97
Carter, Tim	2006-07
Cautero, Vince	1988-92
Clendinen, Bill	1966-70
Cotten, Russell	1985-86
Crawford, Coleman	1997-02
Dewar, John	1963-64
Dotson, Bob	1978-80
Durham, Hugh	1959-66
Enfield, Andy	2006-11
Gay, Larry	1974-78
Gates, Dennis	2011-19
Giles, Stephen	2000-02
Gilmore, Frank	1978-82
Hands, Lorenzo	1994-95
Hunt, Michael	1986-88


Jackson, Tony	1982-84
Jaskulski, Mike	2002-06
Joler, Jim	1956-59
Jones, John	1978-80
Jones, Stan	2002-Pr.
Juhlin, Tim	1998-00
Kelly, Lake	1963-64
Kennedy, Wally	1986-87
Lawson, Al	1971-74
Long, Mike	1953-59
Marsh, Donnie	1995-97
McHone, Morris	1970-78
Miles, Bobby	1984-85
Morgan, Rex	1980-86
Nickelberry, Kevin	2023-Pr
Petriccione, Rich	1986-89
Platt, Jim	1997-00
Pons, Jackie	1982-86
Powers, Fred	1960-63
Powless, John	1959-60
Sheals, Tony	2002-06
Smith, Steve	2020-Pr.
Sodec, John	1976-78
Welsh, Tim	1986-88
Whitmer, Bob	1952-53
Wilkes, Rob	2000-02
Williams, Corey	2007-13
Williams, Steve	1980-86
Williamson, Kenny	1989-94
Wingate, Matt	1997-98
Charlton "CY" Young	2013-22




Don Loucks
1947-48



J.K. "Bud" Kennedy
1948-66



Hugh Durham
1966-78



Joe Williams
1978-86



Pat Kennedy
1986-97



Steve Robinson
1997-2002



Leonard Hamilton
2003-Present

BASKETBALL LETTERMAN CLUB

(Year indicates finish of season; i.e., 1996-97 is listed as 1997.)

A

Abraham, Ansley	1974
Adams, Arthur	1949
Adebsi, Sola	2023
Alabi, Solomon	2008,09, 10
Aldridge, Archie	1974
Allen, Brandon	2014, 15, 17, 18
Allen, Herbert	1976
Allen, Jerel	2006, 07
Allen, Randy	1984, 85, 86, 87
Amick, John	1972
Anderson, Damous	1999, 00
Anderson, David	2000, 01, 02
Anderson, Kris	1977, 78, 79, 81



Braian Angola-Rodas
2017,18

Angola-Rodas, Braian	2017, 18
Archer, Bill	1959
Arnold, Granville	1983, 84
Arnold, Rodney	1980, 81
Arrington, Delvon	1999, 00, 01, 02
Artmeier, Richard	1953, 54, 55, 56
Ashworth, Rufus	1960, 61, 62



Scottie Barnes
2021

B

Bacon, Dwayne	2016, 17
Baker, Terrell	1998, 99
Ballard, Quincy	2021, 22
Barber, Pee Wee	1986, 87
Barnes, Joey	1988, 89, 90
Barnes, Scottie	2021
Barrow, Tim	1968
Bates, Don	1959
Bell, Benji	2016
Benjamin, Lee	1949, 50
Benson, Rick	1952, 53, 54, 55
Berwick, Robbie	2015
Biggs, Donald	1966
Bloodworth, John	1966
Bojanovsky, Boris	2013, 14, 15, 16
Bolton, Jordan	2008
Boltz, Daniel	1958, 59
Bookert, Devon	2013, 14, 15, 16
Boyd, Aubry	1988, 89, 90, 91
Bozeman, James	1978, 79, 81
Bracy, J. D.	2002
Brandon, Montay	2013, 14, 15, 16
Breeden, Casaan	2006, 07
Brennan, John	1975
Brodie, Mark	1975

Brower, Geoff	1996, 97
Brown, Michael	2023
Brown, Murray	1977, 78, 79, 80
Brownyard, Dave	1973, 74
Butler, John	2022
Bryant, Nick	1994
Bulser, Larry	1964
Burke, Dennis	1973, 74
Burst, Thomas	1953, 54, 55
Burt, John	1969, 70, 71
Bush, Ken	1969
Byrd, Carlton	1974, 75, 76, 77

C

Cable, Randy	1968, 69, 70
Calhoun, Sardaar	2021
Calkin, Jim	1972
Callier, Benson	2003, 04
Campbell, Rick	1967
Carroll, Derrick	1993, 95
Carter, Tony	1985, 86, 87
Cassell, Sam	1992, 93
Casteel, Robert	1957, 58, 59, 60



Dave Cowens
1968, 69, 70

Chassee, Richard	1974, 75
Chatman, Ed	1979
Chaudron, Ralph	1948
Chlebek, Matt	1998, 99, 00
Choice, Raleigh	1986, 87
Cleveland, Matthew	2022, 2023
Clyde, Benny	1973
Cofer, Phil	2015, 16, 17, 18, 19
Cole, Otis	1972, 73, 74
Collins, James	1994, 95, 96, 97
Collinsworth, Greg	1979, 80, 81
Coogle, Faurest	1961, 62, 63
Copeland, Chad	1990
Corhen, Cameron	2023
Cotton, Bill	1960, 61
Cowens, Dave	1968, 69, 70
Cox, Jerry	1978, 79, 80
Crawford, Adrian	1999, 00, 01
Cummings, Monte	2001, 02
Cundy, Tom	1952, 53, 54, 55
Curry, Avery	1995, 96



Deividas Dulkys
2009, 10, 11, 12

D

Dale, Wally	1962, 63
Danford, Richard	1966, 67, 68
Davis, Harry	1975, 76, 77, 78
Davis, Jack	1960, 61, 62
Davis, LaRae	1986, 87
Dawson, Tony	1988, 89
Deas, Devonaire	1997, 98
Deckle, Burt	1958
Dellehan, Tom	1954
DeMercy, Jordan	2008,09
DePathy, Bob	1968
Dickson, Larry	1948, 49, 50, 51
Dillard, Mickey	1977, 78, 80, 81
Dillard, Steve	1981
Dixon, Antwan	1999, 00, 01, 02
Dixon, Nigel	2000, 01, 02
Dobard, Rodney	1990, 91, 92, 93
Donald, Ray	1992
Douglas, Toney	2007,08,09
Doyle, Kenneth	1966, 67, 68
Durham, Hugh	1957, 58, 59
Dulkys, Deividas	2009, 10, 11, 12

E



RayQuan Evans
2020, 21, 22

Echefu, Uche	2006, 07, 08, 09
Edminston, George	1950
Edney, Tim	1960, 61, 62
Edwards, Douglas	1991, 92, 93
Ek, Bob	1962, 63, 64
Elizy, Vernell	1970, 71




Trent Forrest
2017, 18, 19, 20

Engstrom, Ben	2005
Evans, RayQuan	2020, 21, 22

F

Fairchild, Charles	1965, 66
Farrar, Joe	1984, 85
Fedor, Dave	1960, 61, 62
Fedor, Jon	1988
Fells, Oren	2003
Fischer, Louis	1950, 51, 52
Fitchett, Jerome	1985, 86, 87, 88
Fletcher, Cam Ron	2022,2023
Forrest, Trent	2017, 18, 19, 20
Freudenstein, Roger	1960
Fryer, Artie	1972

G




Chuck Graham
1990, 91, 92, 93

Galloway, Todd	2003, 04, 05, 06
Garcia, Thomas	1956, 57, 58
Garrett, Rowland	1970, 71, 72
Gay, Larry	1971, 72, 73
Gibson, Xavier	2009, 10, 11, 12
Gies, Jan	1968, 69, 70
Gilbert, Mark	1975
Gilchrist, Robert	2013, 14
Gilmore, Oren	1981, 82
Gipson, Alton Lee	1984, 85
Giswold, Bill	1963
Glenn, Bill	1966, 67
Glover, Roy	1970
Gonzalez, Pete	1963, 64, 65
Gordon, Duane	1952, 53, 54
Gordon, Emanuel	2004
Grabuloff, David	1994
Grady, Greg	1973, 74, 75, 76
Graham, Chuck	1990, 91, 92, 93
Gray, RaiQuan	2019, 20, 21
Greer, LaMarr	1995, 96, 97, 98
Green Jr., Darin	2023
Green, De'Ante	2023
Gregory, Stu	1966, 57, 58
Griffin, Antonio	2005
Gruhl, Stephen	1992
Guckenberger, Buzz	1955, 59

H

Hale, Ron	1997, 98, 99, 00
Hands, Lorenzo	1989, 90, 91, 93
Hands, Ty	2020
Harris, Eugene	1974, 75, 76, 77



Trevor Harvey
2002, 03

Harris, Ron	1970, 71, 72
Harrison, John	1974, 75
Hartman, Bob	1951
Harvey, Trevor	2002, 03
Haynes, Marvin	1980
Haywood, Marcell	2001, 02, 03
Hewitt, Ted	1950
Hilaman, Sheldon	1948
Hoff, Brian	2006, 07, 08, 09
Hogan, Jeff	1967, 68, 69
Hopkins, Joell	2014
House, Tom	2023
Huge, Cal	1963
Hunter, Tat	1986, 87, 88,

BASKETBALL LETTERMAN CLUB

(Year indicates finish of season; i.e., 1996-97 is listed as 1997.)



Jonathan Isaac
2017

I
Isaac, Jonathan 2017

J
Jack, Nathanael 2020, 21
Jackson, Chandler 2023
Jackson, Randell 1996, 97, 98
Jackson, Tony 1977, 78, 79, 80
Jacoby, Leroy 1956, 57, 58
James, Bernard 2011, 12
Johnson, Alexander 2004, 05, 06
Johnson, Brad 1988
Johnson, Michael 1982, 83, 84
Johnson, Nate 2003, 04
Johnson, Otis 1973
Joiner, Michael 2001, 02, 03, 04
Jordan, Pierre 2009, 10, 11



Christ Koumadje
2016, 17, 18, 19

K
Kabelgele, Mfiondu 2018, 2019
Karasek, Tony 1986, 87
Kendall, Dick 1949, 50
Kerner, Jonathon 1993, 94
Kimrey, Lannie 1969
King, Ron 1971, 72, 73
Kitchen, Derwin 2009, 10
Klay, Dale 1968, 69, 70
Koprivica, Balsa 2020, 21
Koumadje, Christ 2016, 17, 18, 19
Kratzert, Bill 1948
Kreft, Jon 2011, 12
Krieg, Adam 2002
Kuhl, Donnie 1977, 78, 79, 81
Kundid, Michael 1976

L
Lanigan, Robert 1947
Leakey, Ken 1964, 65, 66
Leitch, Colin 1966
Light, Travis 2018, 19, 20, 21
Lindner, Justin 2018, 19, 20, 21
Liteky, Jim 1958, 59
Long, Charlie 1961, 62, 63

Loucks, Donald 1948
Loucks, Luke 2009, 10, 11, 12
Louis, Corey 1995, 96, 97, 98
Lovell, Bobby 1963, 64, 65
Lowery, Ryan 2001, 02
Luchman, Kirk 1994, 95, 96, 97
Lyttle, Jim 1966

M
Mabry, Thomas 1985, 86
Macklin, Kenneth 1969, 70
Macomber, Dave 1969, 70, 71
Mahoney, Darryl 1956
Malmn, Ronald 1965, 66
Mann, Hank 1975, 78, 79
Mann, Terance 2016, 17, 18, 19
Marsee, Bud 1950, 51
Martello, Vince 1983, 84
Martin, Terry 1985
Matchett, Scott 1981
Mateer, Craig 1986, 87
Mathews, Mike 2001, 02, 03, 04
Mathis, Emanuel 1999, 00
Maxwell, Hosea 1948



Mike Mathews
2001, 02, 03, 04

Mayes, Tharon 1988, 89, 90
McCloud, George 1986, 87, 88, 89
McComber, Darryl 1969, 70
McCrary, Benjamin 1948
McCray, Lawrence 1972, 73, 74
McLaughlin, Tom 1949, 50, 51, 52
McLeod, Naheem 2022, 2023
Menacof, Nick 1959
Miles, Blake 1989, 90
Miles, Bobby 1982, 83, 84
Miles, Will 2018, 19, 20, 21
Miller, Baba 2023
Miller, Ian 2011, 12, 13, 14
Miller, Ron 1990, 91, 92
Mills, Caleb 2022, 2023
Mims, Ralph 2005, 06, 07, 08
Mitchell, Derrick 1988, 89
Moran, Nate 2001, 02, 03



Michael Ojo
2013, 14, 15, 17

Moreau, Joey 2010, 11, 12, 13
Morison, Bruce 1965, 66
Morris, R.J. 2023
Morrison, Ian 1967

Mott, Justin 1999, 00
Mulligan, Kyle 1995, 96, 97, 98
Murphy, Brian 1965, 66, 67
Murray, Pete 2001
Myers, Derrick 1991
Myrick, Maurice 1982, 83, 84, 85

N
Nemergut, Ron 1971
Nettles, Ronald 1948, 49, 50, 51
Ngom, Tanor 2021, 2022
Nichols, David 2019



Tim Pickett
2003, 04

O
Obiagu, Ike 2018
O'Donnell, Ben 2008
Ojo, Michael 2013, 14, 2015, 17
Olejniczak, Domink 2020
Oler, Jim 1953, 54, 55, 56
Osborne, Malik 2020, 21, 22
Osteen, Billy 1948

P
Parker, William 1948
Parks, Bobby 1978, 79, 80, 81
Patton, Wayne 1955, 56
Pavy, James 1948
Peacock, William 1961, 64, 65, 66
Pence, Robert 1949, 50, 52, 53
Penny, Romone 2004
Perkins, Zach 1973, 74, 75, 76
Peterson, Jeff 2012
Petty, Otto 1971, 72, 73
Phillips, William 1966
Phillip, Raphael 1982, 83
Pickett, Tim 2003, 04
Pierre, Gibson 1999
Polite, Anthony 2019, 20, 21, 22
Polite, Michael 1988, 90, 91
Portuondo, Rafael 2011, 12, 13
Prieto, Harrison 2018, 19, 20, 21, 22

Q
Quinn, Irv 1951, 52




Chris Singleton
2009, 10, 11

R
Reeves, Dale 1963
Reid, Andre 1991, 92, 94, 95
Reid, Ryan 2007, 08, 09
Reynolds, Carl 1968, 69
Rich, Jason 2005, 06, 07, 08
Richardson, Anthony 2002, 03, 04, 05
Richardson, Jimtom 1953
Richter, John 1959, 60
Ricketts, Dale 1961, 62, 63
Robinson, Maurice 1993, 94
Rogers, Peter 1963, 64
Rolle, Elvis 1980, 81
Romero, Diego 2005, 06
Ross, David 1967, 68
Royals, Reggie 1971, 72, 73
Rutledge, Andrew 2010, 11



Al Thornton
2004, 05, 06, 07

S
Salters, Jessie 1991
Samuel, Greg 1971, 72
Savage, Jim 1958, 59, 60
Savoy, P.J. 2017, 18, 19
Saxton, Michael 2015, 16
Schull, Gary 1964, 65, 66
Scott, Bud 1951
Shabazz, Karim 1998
Shaffer, David 1986
Shaffer, Dean 1984, 85
Shannon, Terrance 2010, 11, 12, 13
Shepherd, Scott 1993, 94, 95, 96
Shirley, Jerry 1963, 64, 65
Simmons, James 1974, 75
Simmons, Oliver 1998, 99, 00
Singleton, Chris 2009, 10, 11
Smalls, Wayne 1974, 75, 76, 77
Smith, James 1976, 77, 78
Smith, Jarquez 2014, 15, 16, 17
Smith, Jerry 1960, 61
Snaer, Michael 2010, 11, 12, 13



Charlie Ward
1991, 92, 93, 94

Soto, Josue 2007
Space, Antwan 2012
Spainhour, Isaac 2021, 22, 23
Sparks, Gentry 1996
Speights, David 1982, 83, 84, 85
Stewart, Darrel 1966, 67, 68

LETTERMAN CLUB / AWARD WINNERS

(Year indicates finish of season; i.e., 1996-97 is listed as 1997.)

BASKETBALL LETTERMAN CLUB

Stitt, Cyril.....	1973, 74, 75	Trammell, Jeffrey.....	1976
Strom, Larry.....	1957, 58	Trobaugh, Dick.....	1950, 51
Summers, Steve.....	1967	Tucker, Rodney.....	2000
Sura, Bob.....	1992, 93, 94, 95	Turpin, Kiel.....	2013, 2015
Swain, Ray.....	1960, 61, 62	Twomey, Fred.....	1955, 56, 57
Swann, Isaiah.....	2005, 06, 07, 08		

V

Vassell, Devin.....	2019, 20
Vetica, Dave.....	1977
Vaughn, Julian.....	2008

W

Wafer, Von.....	2004, 05
Waits, Robert.....	1957
Walker, CJ.....	2017, 18
Walker, M.J.....	2018, 19, 20, 21
Waleskowski, Adam.....	2002, 03, 04, 05
Wallace, Jim.....	1964
Ward, Bob.....	1956, 57

Ward, Charlie.....	1991, 92, 93, 94
Warley, Jalen.....	2022, 23
Warren, Larry.....	1974, 75, 76
Watkins, Dayshawn.....	2015
Watson, Ronald.....	1982, 83, 84
Weigle, Bill.....	1949, 50
Wells, Byron.....	1989, 90, 92, 93
Wernke, Ham.....	1952, 53, 54, 55
Westhafer, Jerry.....	1952, 53, 54
Westhafer, Joe.....	1958
Whisnant, Terry.....	2012, 13
White, David.....	1988, 89, 90, 91
White, Marquez.....	2014
White, Okaro.....	2011, 12, 13, 14
Whitehead, Bud.....	1960
Whitmer, Bob.....	1951, 52
Wiggins, Mitchell.....	1982, 83
Wightman, Will.....	2003
Wilkes, Scott.....	1982, 83

Wilkes, Wyatt.....	2018, 19, 20, 21, 22
William, Tony.....	1982, 83, 84
Williams, Bob.....	1956, 57
Williams, Ernie.....	1948
Williams, Joseph.....	1957, 58, 59
Williams, Patrick.....	2020
Williams, Willie.....	1969, 70
Wilson, Andrew.....	2001, 04, 05, 06
Winter, Ross.....	1963, 64
Wold, Gary.....	1953, 54, 55, 56
Woodard, Wayne.....	1975
Wooden, Tim.....	1995, 96
Woodward, Fred.....	1959, 60
Wright, William.....	1972
Wursbach, Ed.....	1955, 56
Wyman, Jr., Orlando.....	1948, 49, 50, 51

Y

Yates, Cleveland.....	2020, 21, 22, 23
Yawn, AJ.....	2010, 11

FLORIDA STATE AWARD WINNERS

All-ACC Selections

1991-92	Sam Cassell (2nd Team)
	Douglas Edwards (2nd Team)
1992-93	Sam Cassell (2nd Team)
	Douglas Edwards (2nd Team)
	Bob Sura (2nd Team)
1993-94	Bob Sura (1st Team)
1994-95	James Collins (3rd Team)
	Bob Sura (2nd Team)
1995-96	James Collins (3rd Team)
1996-97	James Collins (2nd Team)
1998-99	Ron Hale (3rd Team)
1999-00	Damous Anderson (3rd Team)
	Ron Hale (3rd Team)
2001-02	Delvon Arrington (HM)
	Monte Cummings (HM)
2002-03	Tim Pickett (2nd Team)
2003-04	Tim Pickett (1st Team)
2005-06	Al Thornton (2nd Team)
	Alexander Johnson (HM)
2006-07	Al Thornton (1st Team)
2007-08	Toney Douglas (3rd Team)
2008-09	Toney Douglas (1st Team)
2009-10	Solomon Alabi (3rd Team)
	Chris Singleton (3rd Team)
2010-11	Chris Singleton (3rd Team)
2011-12	Michael Snaer (2nd Team)
	Bernard James (HM)
2012-13	Michael Snaer (3rd Team)
2013-14	Ian Miller (HM)*
	Aaron Thomas (HM)**
2014-15	Xavier Rathan-Mayes (HM) */**
2015-16	Malik Beasley (HM) *
2016-17	Dwayne Bacon (2nd Team) */**
2017-18	Terance Mann (HM) **
2018-19	Mfiondu Kabengele (HM)
	Terance Mann (HM)
2019-20	Trent Forrest (2nd Team)
	Devin Vassell (2nd Team)
	M.J. Walker (HM)
2020-21	M.J. Walker (2nd Team)
	RaiQuan Gray (3rd Team)
	Scottie Barnes (3rd Team)

ACC Defensive Player of the Year

2008-09	Toney Douglas
2009-10	Chris Singleton
2010-11	Chris Singleton (Coaches)

All-ACC Defensive Team

2003-04	Tim Pickett
2007-08	Toney Douglas
2008-09	Toney Douglas
	Solomon Alabi
2009-10	Solomon Alabi
	Chris Singleton
2010-11	Chris Singleton
2011-12	Michael Snaer

	Bernard James
2012-13	Michael Snaer
2013-14	Okaro White *
2016-17	Xavier Rathan-Mayes
2019-20	Trent Forrest

ACC Rookie of the Year

1991-92	Bob Sura
2020-21	Scottie Barnes

ACC All-Rookie Team

1994-95	Corey Louis
2000-01	Michael Joiner
2001-02	Anthony Richardson (HM)
2003-04	Alexander Johnson
2008-09	Solomon Alabi
2009-10	Michael Snaer
2014-15	Xavier Rathan-Mayes
2015-16	Dwayne Bacon */**
	Malik Beasley */**
2016-17	Jonathan Isaac */**
2019-20	Patrick Williams
2020-21	Scottie Barnes

ACC Sixth Man of the Year

2018-19	Mfiondu Kabengele
2019-20	Patrick Williams
2020-21	Scottie Barnes

ACC Tournament MVP

2011-12	Michael Snaer
---------	---------------

All-ACC Tournament

1991-92	Charlie Ward (2nd Team)
2008-09	Toney Douglas (1st Team)
	Solomon Alabi (2nd Team)
2011-12	Michael Snaer (1st Team)
	Luke Loucks (1st Team)
	Bernard James (2nd Team)
2018-19	Mfiondu Kabengele (1st Team)
	Terance Mann (2nd Team)
2020-21	Balsa Koprivica (1st Team)
	Scottie Barnes (2nd Team)

ACC Player of the Week

1991-92	Sam Cassell
1992-93	Sam Cassell
	Bob Sura
1993-94	Bob Sura
1994-95	Bob Sura
1996-97	James Collins (2)
1997-98	LaMarr Greer
1999-00	Damous Anderson
2001-02	Monte Cummings
2002-03	Tim Pickett
2003-04	Tim Pickett (2)
2005-06	Al Thornton (2)
2006-07	Al Thornton

2007-08	Toney Douglas
2008-09	Toney Douglas (2)
2010-11	Chris Singleton (2)
2011-12	Bernard James
	Deividas Dulkys
2011-12	Michael Snaer
2012-13	Michael Snaer
2013-14	Aaron Thomas
2016-17	Dwayne Bacon
2019-20	Devin Vassell
2020-21	RaiQuan Gray

ACC Rookie of the Week

1991-92	Bob Sura (Three Times)
1992-93	Derrick Carroll
	Maurice Robinson
1993-94	James Collins
1994-95	Corey Louis
2000-01	Michael Joiner (3)
2001-02	Anthony Richardson
2002-03	Todd Galloway
2003-04	Von Wafer (2)
2008-09	Solomon Alabi (2)
	Chris Singleton
2009-10	Michael Snaer
2012-13	Aaron Thomas
2014-15	Xavier Rathan-Mayes (2)
2015-16	Dwayne Bacon (5)
	Malik Beasley (3)
2016-17	Jonathan Isaac (2)
2020-21	Scottie Barnes (2)

ACC Coach of the Year

2008-09	Leonard Hamilton
2011-12	Leonard Hamilton
2019-20	Leonard Hamilton

All-NCAA Tournament

2017-18	Phil Cofer (All-West Region)
2017-18	Terance Mann (All-West Region)
2018-19	Trent Forrest (All-West Region)

Anthony J. McKelvin Award -

ACC Athlete of the Year

1993	Charlie Ward
1994	Charlie Ward

Metro Conference Player of the Year

1988-89	George McCloud
---------	----------------

Metro Conference Newcomer of the Year

1983-84	Alton Lee Gipson
---------	------------------

Metro Conference Coach of the Year

1977-78	Hugh Durham
---------	-------------

All-Metro Conference Selections

1976-77	David Thompson (2nd Team)
1977-78	Harry Davis (1st Team)

1977-78	Mickey Dillard (2nd Team)
1978-79	Murray Brown (1st Team)
	Tony Jackson (2nd Team)
1979-80	Murray Brown (1st Team)
	Mickey Dillard (1st Team)
1980-81	Mickey Dillard (2nd Team)
	Elvis Rolle (2nd Team)
1981-82	Mitchell Wiggins (1st Team)
1982-83	Mitchell Wiggins (1st Team)
1983-84	Alton Lee Gipson (1st Team)
1984-85	Randy Allen (2nd Team)
	Alton Lee Gipson (2nd Team)
1985-86	Randy Allen (2nd Team)
1986-87	Pee Wee Barber (1st Team)
1987-88	George McCloud (1st Team)
1988-89	George McCloud (1st Team)

All-Metro Conference Freshman Team

1981-82	David Speights
1983-84	Randy Allen
1987-88	Michael Polite

Metro Conference All-Tournament Team

1977-78	Eugene Harris
1978-79	Murray Brown
1979-80	Elvis Rolle
1983-84	Alton Lee Gipson
1984-85	Alton Lee Gipson
	Dean Shaffer
1985-86	Pee Wee Barber
1987-88	George McCloud
1988-89	George McCloud

Metro Conference Tournament Outstanding Player

1984-85	Dean Shaffer
---------	--------------

* Denotes ACC Coaches Selection

** Denotes ACSMA Selection

(Coaches All-ACC Team began in 2014)

FSU ALL-AMERICANS



DAVE COWENS
 • ALL-AMERICA 1970
 • 6-9, CENTER
 • HOMETOWN: NEW-PORT, KY.
 • PLAYED: 1968-70

All-America Second-Team by Converse in 1970 ... considered to be the greatest player in school history ... averaged a career double-double of 18.9 points and 17.2 rebounds during his 78-game career as a member of the Florida State varsity team from 1968-70 ... led Florida State to its first-ever NCAA Tournament appearance during the 1968 season ... the Seminoles had a 19-8 record in 1968 ... owns most Seminole rebounding records including rebounds in a season (456 in 1968) and rebounds in a career (1,340) ... 31 rebounds against Louisiana State on Dec. 16, 1967 is the second-highest single-game total in school history ... 20 or more rebounds a school-record six times during his career ... is one of only two players in school history to have recorded more than 1,000 career rebounds ... eighth in school history with 582 career field goals made ... 10th in school history with 315 career free throws made ... was the fourth overall selection in the first round of the 1970 NBA Draft by Red Auerbach and the Boston Celtics ... averaged 17 points and 15 rebounds as a rookie and earned NBA Rookie of the Year honors ... in 1973, he was named the All-Star and league Most Valuable Player ... played in seven NBA all-star games during his career ... helped lead the Celtics to the NBA world championship in both 1974 and 1976 ... inducted into the NBA Hall of Fame in 1991 and soon after was named as one of the NBA's greatest 50 players ... as the head coach of the Charlotte Hornets in 1997 and 1998, he led them into the playoffs and won 60 percent of his games during those two seasons.



RON KING
 • ALL-AMERICA 1972
 • 6-4, FORWARD
 • HOMETOWN: LOUISVILLE, KY.
 • PLAYED: 1971-73

All-America Third-Team by The Sporting News in 1972 ... ranks 19th in school history in scoring with 1,252 points ... named Most Valuable Player of the Midwest Regional as he led Florida State to the 1972 National Championship game ... holds two of the school's top 12 single-season scoring marks ... 589 points in 1971 is the ninth highest single season total while 573 points in 1972 is the 13th highest ... scored 46 points against Georgia Southern on Feb. 11, 1971 ... made a single-game school-record 21 field goals in setting the school record for points in a single game ... is tied for fourth in school history with a 19.6 career points per game average ... is No. 5 on the Florida State career scoring average list with a 22.7 mark during the 1971 season ... led the Seminoles with a 22.7 points per game scoring average during the 1970-71 season ... led the team in scoring with a 17.9 points per game scoring average during the 1971-72 season ... also led the team from the free-throw line during his junior season with a 74.1 percent mark ... helped lead the Seminoles to the in-season tournament championships of the Civitan Classic, the Far West Classic and the Senior Bowl tournament during the 1971-72 season ... Florida State won a school-record 27 games in 1972 as they advanced to the NCAA Championship game and King earned All-America honors ... Florida State fell, 81-76, to John Wooden and UCLA at Pauley Pavilion in the 1972 NCAA Championship game ... was a fourth-round selection of the Golden State Warriors in 1973 and played for the Kentucky Colonels during the 1973-74 season.



AL THORNTON
 • ALL-AMERICA 2007
 • 6-8, FORWARD
 • HOMETOWN: PERRY, GA.
 • PLAYED: 2003-07

All-America Third-Team by the Associated Press ... an All-ACC First-Team selection and voted as the ACC Player of the Year runner-up ... enjoyed one of the top senior years in school and ACC history in 2006-07 ... first player in school history to earn mention on first, second or third team All-America teams by the Associated Press and first Seminole since the 1988-89 season to earn All-America honors of third-team or better ... unanimous selection to the All-ACC First-Team, only the third Seminole (Bob Sura in 1993-94, Tim Pickett in 2003-04) to be named to the All-ACC First-Team ... named to the All-ACC Tournament Second-Team and 2006 Colonial Classic All-Tournament team ... Most Valuable Player of the 2006 Colonial Classic ... finalist for the Wooden, Naismith and Rupp Awards as the nation's best collegiate player ... earned All-America honors from Sports Illustrated (Second-Team), Rivals.com (Second-Team) and CollegeHoops.net (Third-Team) ... set multiple career school records: ranked seventh with 1,521 points, third with a .438 career 3-point field goal percentage, sixth with 366 career free throws made, 12th with 546 career field goals made, 13th with 74 blocked shots, 17th with 641 rebounds, tied for 17th with 16 double/doubles, 20th with a .528 career field goal shooting percentage, 23rd with 103 career steals, 25th with 63 career 3-point field goals made and second with 124 games played ... only ACC player during the 2006-07 season to rank in the top 10 in scoring (first, 19.7 ppg), field goal percentage (fifth, .530), free throw percentage (seventh, .790), rebounding (eighth, 7.2 rpg), blocked shots (eighth, 1.1 bpg) and steals (10th, 1.5 spg).



TONY DOUGLAS
 • ALL-AMERICA 2009
 • 6-2, GUARD
 • HOMETOWN: JONESBORO, GA.
 • PLAYED: 2007-09

All-America Third Team by the Associated Press and All-America Third Team by the Sporting News as he enjoyed one of the top seasons by any individual player at Florida State in the history of the program during the 2008-09 season ... All-America Third Team by CollegeHoops.net ... an All-ACC First Team selection, the ACC Defensive Player of the Year, the ACC Player of the Year runner-up, named to the All-ACC Tournament First Team and a two-time ACC Player of the Week as a senior as he led Florida State to the NCAA Tournament for the first time since 1998 and into the ACC Championship game for the first time in school history ... also an All-America First-Team selection by Rivals.com, named to the All-America Defensive Team by Fox Sports and an All-District First Team selection by the National Association of Basketball Coaches ... finalist for the Bob Cousy Award as the nation's top point guard ... the undisputed leader of Florida State's 2008-09 team ... Florida State finished his senior season with a 25-10 record (tied for the second most over wins in school history) and a 10-6 record in ACC play (the third most wins in ACC play in school history) ... under Douglas's leadership Florida State ranked No. 16 in the final Associated Press poll and No. 22 in the final ESPN/USA Today poll for the 2008-09 season ... marked the Seminoles' first appearance in the final AP and ESPN/USA Today polls since the end of the 1992-93 season ... with Douglas at the helm of Florida State's ship, the Seminoles were ranked as high as No. 16 in both polls during the regular season and were included in each of the final three polls of the regular season and in four polls during the season ... led the ACC in scoring with a career-high 21.5 points per game average and the top scorer in the league with a single-season school record 751 points in 2009 ... also led the ACC in conference games only scoring with a 23.1 points per game scoring average and 369 total points.

1953	Ham Wernke	Helms Foundation (NAIA)	1972	Ron King	Helms Foundation (First Team),	2004	Alexander Johnson	Rivals.com (Freshman-HM)		
1954	Ham Wernke	Helms Foundation (NAIA)					Tim Pickett	Associated Press (HM)		
1955	Ham Wernke	Helms Foundation (NAIA)					Al Thornton	Associated Press (Third Team)		
	Jim Oler	Converse(HM)	1959	Hugh Durham	Helms Foundation (HM), UPI (HM)			2007	Toney Douglas	Associated Press (Third Team)
1959	Hugh Durham	Helms Foundation (HM), UPI (HM)	1982	Mitchell Wiggins	Associated Press (HM)				Solomon Alabi	Hoopscoop.net
1960	Dave Fedor	Helms Foundation (HM)	1983	Mitchell Wiggins	Associated Press (HM)				Chris Singleton	Freshman-HM
1961	Dave Fedor	Helms Foundation (HM), Associated Press (HM), UPI (HM)	1984	Alton Lee Gipson	Associated Press (HM)			2009	Dwayne Bacon	Freshman
1962	Dave Fedor	UPI (HM)	1985	Randy Allen	The Sporting News (HM)				Malik Beasley	Freshman
1970	Dave Cowens	Converse (Second Team), The Sporting News (Second Team)	1989	George McCloud	Associated Press (Third Team), NABC (Third Team)			2016	Jonathan Isaac	Freshman
1971	Ron King	Associated Press (HM)	1994	Bob Sura	Associated Press (HM), The Sporting News (HM)			2017	Scottie Barnes	Associated Press (HM)
			1995	Bob Sura	Associated Press (HM)			2021	RaiQuan Gray	Associated Press (HM)
			1997	James Collins	Basketball Times (HM)					
			2001	Michael Joiner	College Hoops Insider (Freshman-HM)					

ALL-TIME UNIFORM NUMBERS



Randall Jackson is one of 15 players in school history wear uniform No. 14 during his Seminole career.

00

1985..... Jeff Davis
1995-96..... Tim Wooden

0

2009-11..... Pierre Jordan
2015-19..... Phil Cofer
2020-22..... RayQuan Evans
2022-Pr..... Chandler Jackson

1

2001-04..... Michael Joiner
2009-12..... Xavier Gibson
2013-16..... Devon Bookert
2017..... Jonathan Isaac
2019-21..... RaiQuan Gray
2023-Pr..... Jalen Warley

2

1993..... Scoot Shepherd
2003..... Marcell Haywood
2004..... Emanuel Gordon
2004-05..... Antonio Griffin
2008-10..... Jordan DeMercy

2011..... AJ Yawn
2013..... Terrance Shannon
2014..... Marquez White
2017-18..... CJ Walker
2020-22..... Anthony Polite

3

1948..... Orlando Wyman
1949..... Ted Hewitt
1966-67..... Don Biggs
1968..... Ian Morrison
1969-70..... Randy Cable
1971-72..... Greg Samuel
1973-74..... David Brownyard
1976..... Herbie Allen
1981..... Steve Dillard
1984-85..... Joe Farrar
1985..... Craig Mateer
1992-95..... Bob Sura
1998-99..... Karim Shabazz
2001-02..... J.D. Bracy
2003..... Emanuel Gordon
2004-08..... Isaiah Swann
2009-12..... Luke Loucks

2016..... Benji Bell
2017-20..... Trent Forrest
2023-Pr..... Cameron COhren
4
1949..... Ronald Nettles
1964-66..... Gary Schull
1967..... Jim Geller
1985-86..... Thomas Mabry
1991-94..... Chuck Graham
1999-02..... Antwan Dixon
2003-06..... Todd Galloway
2009-12..... Deividus Dulkys
2015..... Dayshawn Watkins
2016-17..... Dwayne Bacon
2020..... Patrick Williams
2021..... Scottie Barnes
2022-23..... Caleb Mills

5

1949..... Orlando Wyman
1964-66..... Bill Phillips
1967..... Steve Summers
1990-91..... Malcolm Nicholas
1993..... Ray Donald
1994-96..... Scott Shepherd
1999-01..... Adrian Crawford
2002..... Adrian McPherson
2007..... Josue Soto
2008..... Ben O'Donnell
2011-12..... Bernard James
2013..... Montay Brandon
2014-15..... Jarquez Smith
2016..... Malik Bealsey
2017-19..... PJ Savoy
2020-21..... Balsa Koprivica
2023-Pr..... De'Ante Green

6

1948..... Jim Pavy
1949..... Bob Pence

7

1949..... Lee Benjamin

9

1949..... Bill Falzone

10

1949..... Tom McLaughlin
1952-55..... Ham Wernke
1966..... Jim Lytle
1967-69..... Jeff Hogan
1970-72..... Ron Harris
1973-74..... Dennis Burke
1975..... Mark Gilbert
1976-78..... David Thompson
1979-81..... Rodney Arnold
1990-91..... Chad Copeland
1992-93..... Sam Cassell
1999-02..... Delvon Arrington
2003-04..... Nate Johnson
2004-08..... Ralph Mims
2011-14..... Okaro White
2020-22..... Malik Osborne

11

1948..... Sheldon Hillaman
1949..... Calvin Collins
1951..... Irv Quinn
1953..... H.B. Marcum
1954, 56..... Dick Artmeier
1960-62..... Jack Davis
1963-65..... Pete Gonzalez
1971-73..... Otto Petty
1974-77..... Carlton Byrd
1978-81..... Bobby Parks
1982-84..... Ronnie Watson
1988..... Derrick Mitchell
1989..... Lorenzo Hands
1989..... Derrick Mitchell
1990-93..... Lorenzo Hands

1994..... Andre Cooper
1995-96..... Avery Curry
2000-01..... Rodney Tucker
2005-07..... Jerel Allen
2013-15..... Kiel Turpin
2017-18..... Brian Angola-Rodas
2019..... David Nichols
2020-21..... Nathanael Jack
2022..... Tanor Ngom
2023-Pr..... Baba Miller

12

1950..... Bill Weigle
1953..... Rick Benson
1954..... Tom Burst
1964-66..... Jim Wallace
1967-68..... Dave Ross
1969-70..... Ken Macklin
1971..... Charlie Green
1972..... Jim Calkin
1973-75..... Cyril Stitt
1977..... Mike Kundid
1978..... Jerry Cox
1980-81..... Ed Young
1981..... Ed Young
1987-90..... Joey Barnes
1991-94..... Charlie Ward
1997-98..... Kerry Thompson
1999-00..... Matt Chlebek
2001-02..... Ryan Lowery
2004-07..... Al Thornton
2012..... Jeff Peterson
2018..... Ike Obiagu
2020-22..... Justin Lindner
2023-Pr..... Tom House

13

1949..... Jim Pavy
1951..... Bob Whitmer
1953..... Gary Wold
1955..... Bobby Waites
1957-58..... Larry Storm
1961-63..... Charlie Long
1968-70..... Dave Cowens
1973-76..... Greg Grady
2018-19..... Anthony Polite

14

1949..... George Foliard
1953..... George Kallish
1955..... Darryll Mahoney
1964-66..... Bill Peacock
1967..... Lenny Hall
1968..... Tom Porter
1969-71..... Skip Young
1974..... Ken Austin
1976-79..... Hank Mann
1982-83..... Booney Crawford
1985-87..... LaRae Davis
1988-89..... Brad Johnson
1996-98..... Randall Jackson
2013-14..... Robert Gilchrist
2016-19..... Terance Mann

15

1949..... Art Adams
1950..... George Edmiston
1955..... Rick Benson
1962-64..... Dale Reeves
1968-69..... Dale Kay
1971..... Mike Rhaney
1972..... John Amick
1973..... Artie Fryer
1974..... Ansley Abraham
1975..... Mark Brodie
1976..... Alvin Holder
1982..... Cedrick Andrews
1988-90..... Blake Miles
1994..... Nick Bryant
1995-98..... Kyle Mulligan
1999-00..... Damous Anderson

ALL-TIME UNIFORM NUMBERS

2001.....Pete Murray
 2002-03.....Trevor Harvey
 2006-07.....Casaan Breeden
 2010-12.....Terrance Shannon
 2013-16.....Boris Bojanovsky
 2018-19.....Justin Lindner
 2021-22.....Quincy Ballard

16

1949.....Bob McKay

17

1949.....Dick Kendall

20

1968.....Bob DePathy
 1970-71.....Roy Glover
 1975.....Bob Chassee
 1977.....Dave Vetica
 1979-82.....James Bozeman
 1986-87.....Pee Wee Barber
 1988-91.....Aubry Boyd
 1995-98.....LaMarr Greer
 1999-00.....Chris Hull
 2001-06.....Andrew Wilson
 2011-13.....Rafael Portuondo
 2018-21.....Travis Light

21

1955.....Bob Williams
 1958.....Jim Liteky
 1960-61.....Bill Cotton
 1962-64.....Bobby Ek
 1965-67.....Dick Danford
 1968-70.....Carl Reynolds
 1972-73.....Larry Gay
 1975.....Ansley Abraham
 1976.....Mark Kabboord
 1981-84.....Scott Wilkes
 1986-89.....George McCloud
 1991.....Jesse Salters
 1993-95.....Derrick Carroll
 1997-00.....Ron Hale
 2001-02.....Nate Moran
 2003-04.....Benson Callier
 2004-06.....Jason Rich
 2008.....Julian Vaughn
 2008-09.....Brian Hoff
 2010-13.....Michael Snaer
 2016-19.....Christ Koumadje
 2022-Pr.....Cam/Ron Fletcher

22

1953.....Jim Oler
 1955.....Dick Artmeier
 1968.....Darrel Stewart
 1969-71.....John Burt
 1972-74.....Otis Cole
 1975.....Bruce Boyd
 1977-81.....Mickey Dillard
 1982-83.....Mitchell Wiggins
 1986.....David Shaffer
 1987-89.....Tharon Mayes
 1991.....Derrick Myers
 1997-98.....Devonaire Deas
 2002-04.....Tim Pickett
 2005.....Von Wafer
 2009-11.....Derwin Kitchen
 2015-17.....Xavier Rathan-Mayes
 2022.....John Butler
 2023-Pr.....Darin Green Jr.

23

1956.....Jim Oler
 1960-62.....Rufus Ashworth
 1963-64.....Pete Rogers
 1965-66.....Ron Malmen
 1968.....Tim Barrow
 1970-72.....Rowland Garrett
 1973-76.....Zach Perkins
 1977-80.....Tony Jackson
 1982-84.....Tony William
 1985-88.....Jerome Fitchett

1989-92.....Ron Miller
 1994-97.....James Collins
 2001-02.....Marcel Haywood
 2004-05.....Von Wafer
 2007-09.....Toney Douglas
 2016-17.....Jarquez Smith
 2018-21.....M.J. Walker

24

1976-78.....Jim Smith
 1979-81.....Greg Collinsworth
 1982-85.....Maurice Myrick
 1986.....Craig Mateer
 1988-89.....Tony Dawson
 1996-97.....Gentry Sparks
 1998-99.....Terrell Baker
 2003.....Will Wightman
 2004.....Romone Penny
 2005.....Ben Engstrom
 2008.....Jordan Bolton
 2010-11.....Andrew Rutledge
 2012.....Antwan Space
 2015.....Robbie Berwick
 2019-20.....Devin Vassell
 2021.....Sardaar Calhoun
 2022-23.....Naheem McLeod

25

1951.....Bob Hartman
 1953.....Tom Dellahan
 1955.....Wayne Patton
 1957-59.....Hugh Durham
 1960-62.....Tim Edney
 1963-64.....Ross Winter
 1965-67.....Brian Murphy
 1970.....Jim Gosnik
 1971-73.....Reggie Royals
 1975.....Jim Smith
 1983-85.....Granville Arnold
 2004-06.....Diego Romero
 2007-08.....Jason Rich
 2013-15.....Aaron Thomas
 2018-19.....Mfiondu Kabengele

30

1965-66.....John Bloodworth
 1967.....Ian Morrison
 1968.....Lary Moore
 1970-71.....Dave Macomber
 1972.....Artie Fryer
 1974-75.....John Harrison
 1979-80.....Ed Chatman
 1983-84.....Vince Martello
 1985.....Terry Martin
 1988-90.....Irv Thomas
 1994-96.....Jay Nasworthy
 1998-99.....Gibson Pierre
 2001-02.....Monte Cummings
 2003.....Nate Moran
 2004.....Orenn Fells
 2010-11.....A.J. Yawn
 2011-14.....Ian Miller
 2020-22.....Harrison Prieto

31

1961-63.....Dale Ricketts
 1974-75.....James Simmons
 1985-87.....Tony Carter
 1988-91.....David White
 1992.....Ray Donald
 1994.....Stephen Gruhl
 1997-99.....Ronald Thompson
 2005-08.....Brian Hoff
 2009-11.....Chris Singleton
 2012-13.....Terry Whisnant
 2015-16.....Michael Saxton
 2018-22.....Wyatt Wilkes

32

1955-56.....Bob Ward
 1965-66.....Charles Fairchild
 1967.....Russ Forkey
 1968.....Dick Danford

1969-70.....Willie Williams
 1971.....Larry Gay
 1972.....Bill Wright
 1973.....Benny Clyde
 1974-78.....Eugene Harris
 1981.....Scott Matchett
 1981-84.....Michael Johnson
 1990-93.....Doug Edwards
 1994-97.....Kirk Luchman
 1999-00.....Emanuel Mathis
 2003.....Orenn Fells
 2004-06.....Alexander Johnson
 2008-10.....Solomon Alabi
 2014-16.....Montay Brandon

33

1950.....Ted Hewitt
 1951.....Bud Marsee
 1953.....Dick Artmeier
 1955.....Ed Wursbach
 1960-62.....Ray Swain
 1963-64.....Cal Huger
 1968-69.....Jan Gies
 1971-73.....Ron King
 1975-76.....Mike Kundid
 1977-81.....Donnie Kuhl
 1981-84.....Bobby Miles
 1989-92.....Byron Wells
 1996.....Kelvin McClendon
 2001-04.....Mike Mathews
 2007-08.....Matt Zitani
 2010-13.....Joey Moreau
 2018-21.....Will Miles

34

1950-51.....Tom McLaughlin
 1953.....Jimtom Richardson
 1955.....Tom Garcia
 1966-67.....Darrel Stewart
 1968.....Randy Cable
 1974-77.....Wayne Smalls
 1978-80.....Murray Brown
 1986-89.....Tat Hunter
 1990-93.....Rodney Dobard
 1997.....Tommy Polley
 2000-02.....Nigel Dixon
 2020-Pr.....Tanor Ngom

35

1950.....Dick Kendall
 1951.....Bud Scott
 1953.....Tom Burst
 1955.....Don Alford
 1960-61.....Jerry Smith
 1963-65.....Bobby Lovell
 1970.....Jan Gies
 1975-76.....Wayne Woodward
 1979-80.....Jerry Cox
 1981-82.....Oren Gilmore
 2013-14.....Joell Hopkins
 2018-19.....Harrison Prieto
 2022-23.....Matthew Cleveland

40

1974-76.....Larry Warren
 1984-87.....Randy Allen
 2014-15, 17-18.....Brandon Allen
 2020-Pr.....Isaac Spainhour

41

1961.....Clyde Eads
 1962-64.....Wally Dale
 1965-67.....Bill Glenn
 1995-98.....Geoff Brower
 2006-09.....Uche Echefu
 2023-Pr.....R.J. Morris

42

1977-78.....Harry Davis
 1979-81.....Elvis Rolle
 1983.....Reggie Meadows
 1985-87.....Raleigh Choice
 1999-00.....Justin Mott

2007-10.....Ryan Reid
 2020-23.....Cleveland Yates

43

1955.....Fred Twomey
 1960-62.....Dave Fedor
 1963-65.....Jerry Shirley
 1977-81.....Kris Anderson
 1985.....David Schaffer
 1987-88.....Jon Fedor
 1992-93.....Stephen Gruhl

44

1950-51.....Ronald Nettles
 1953.....Duane Gordon
 1955.....Gary World
 1968.....Don Biggs
 1970-71.....Vernell Elizy
 1972-74.....Lawrence McCray
 1976.....Harry Davis
 1982.....Jeff Coleman
 1984-85.....Dean Shaffer
 1991-95.....Andre Reid
 2002.....Adam Krieg
 2019-20.....Ty Hands
 2020-Pr.....Max Thorpe

45

1950-51.....Larry Dickson
 1953.....Jerry Westhafer
 1961-63.....Faurest Coogle
 1964-66.....Ken Leakey
 1967.....Rick Campbell
 1988-91.....Michael Polite
 1993-94.....Maurice Robinson
 2023-Pr.....Michael Brown

50

1965-68.....Ken Doyle
 1968-69.....Dave Macomber
 1974.....Archie Aldridge
 1975.....Harry Davis
 1982-85.....David Speights
 1994.....David Grabuloff
 2000-02.....David Anderson
 2005-06.....Matt Zitani
 2011-12.....Jon Kreft
 2013-15, 17.....Michael Ojo

51

1963.....Bob Rose
 1997-00.....Oliver Simmons
 2002-05.....Adam Waleskowski
 2023-Pr.....Sola Adebisi

52

1995-98.....Corey Louis

53

1963-64.....Bob Gemming

54

1973.....Otis Johnson
 1974.....Bob Chassee
 1977.....Murray Brown
 1979-81.....Pernell Tookes
 1984-85.....Alton Lee Gipson
 1985.....Tony Karasek
 1987-88.....David McPhee
 1993-94.....Johnathan Kerner
 2002-05.....Anthony Richardson

55

1950.....Orlando Wyman
 1963-64.....Bill Giswold
 1982-83.....Raphael Philip
 1986-87.....Tony Karasek

SEMINOLES IN THE PROS

ALL-TIME DRAFT SELECTIONS

- 1962 Dave Fedor
(3rd [25], Philadelphia)
- 1966 Gary Schull
(7th [66], Cincinnati)
- 1970 Dave Cowens
(1st [4], Boston)
(3rd, Utah) ABA
Willie Williams
(3rd [38], Boston)
Ken Macklin
(15th, New York) ABA
Skip Young
(7th [111], Boston)
(14th, New York) ABA
Vernell Ellyz
(8th [132], Phoenix)
- 1972 Rowland Garrett
(5th [77], Chicago)
(7th, Memphis) ABA
- 1973 Ron King
(4th [62], Golden State)
(2nd [19], Kentucky) ABA
Reggie Royals
(5th [69], Philadelphia)
(5th [43], New York) ABA
- 1974 Benny Claude
(5th [89], Boston)
Lawrence McCray
(6th [100], New Orleans)
- 1978 Harry Davis
(2nd [33], Cleveland)
David Thompson
(5th [90], Buffalo)
- 1980 Murray Brown
(4th [77], Cleveland)
Tony Jackson
(4th [87], Los Angeles)
- 1981 Elvis Rolle
(2nd [42], Los Angeles)
Mickey Dillard
(3rd [55], Cleveland)
Kris Anderson
(4th [90], Milwaukee)
- 1983 Mitchell Wiggins
(1st [23], Indiana)
- 1984 Vince Martello
(7th [150], Atlanta)
Tony William
(7th [159], Milwaukee)
- 1985 Dean Shaffer
(5th [104], Washington)
Alton Lee Gipson
(7th [145], Sacramento)
- 1986 David Shaffer
(4th [83], Portland)
- 1987 Pee Wee Barber
(4th [86], Portland)
- 1988 Randy Allen
(Free Agent, Sacramento)
- 1989 George McCloud
(1st [7], Indiana)
- 1990 Tony Dawson
(Free Agent, Sacramento)
- 1990 Irv Thomas
(Free Agent, Los Angeles)
- 1991 Tharon Mayes
(Free Agent, Philadelphia)



Okaro White

- 1993 Doug Edwards
(1st [15], Atlanta)
Sam Cassell
(1st [24], Houston)
- 1994 Charlie Ward
(1st [26], New York)
- 1995 Bob Sura
(1st [17], Cleveland)
- 1997 James Collins
(2nd [37], Philadelphia)
- 1998 Randell Jackson
(Free Agent, Washington)
- 2004 Tim Pickett
(2nd [44], New Orleans)
- 2005 Von Wafer
(2nd [39], Los Angeles Lakers)
- 2006 Alexander Johnson
(2nd [43], Indianapolis)
- 2007 Al Thornton
(1st, [14], Los Angeles Clippers)
- 2009 Toney Douglas
(1st, [29], Los Angeles Lakers)
- 2010 Solomon Alabi
(2nd [50], Dallas Mavericks)
Ryan Reid
(2nd [57], Indiana Pacers)
- 2011 Chris Singleton (1st, [17]
Washington Wizards)
- 2012 Bernard James
(2nd, [33] Cleveland Cavaliers)
- 2016 Malik Beasley
(1st, [19] Denver Nuggets)
- 2017 Jonathan Isaac
(1st [6] Orlando Magic)
Dwayne Bacon
(2nd [40] New Orleans Pelicans)
- 2019 Mfiondu Kabengele
(1st [28], New Jersey Nets)
Terance Mann
(2nd [47], Los Angeles Clippers)
- 2020 Patrick Williams
(1st [4] Chicago Bulls)
Devin Vassel
(1st [11] San Antonio Spurs)



Mfiondu Kabengele
(with Adam Silver)

Solomon Alabi



Dwayne Bacon



Malik Beasley




Tim Pickett



Jonathan Isaac

Von Wafer



George McCloud

Terance Mann



Jonathan Isaac
(with Adam Silver)



Charlie Ward



Malik Beasley



Xavier Rathan-Mayes



Chris Singleton

Dave Cowens



SEMINOLES AS PRO COACHES

Dave Cowens

NBA Co-Rookie of the Year, 1970
NBA Most Valuable Player, 1972
NBA Basketball Hall of Fame
NBA All-Time Team

Year	Team	Record	Postseason
1978-79	Boston	27-41	None
1996-97	Charlotte	54-28	East First Round
1997-98	Charlotte	51-31	East Semifinals
1998-99	Charlotte	4-11	None
2000-01	Golden State	17-65	None
Boston Totals		27-41	.397
Charlotte Totals		109-70	.609
Golden State Totals		17-65	.207
NBA Totals		153-176	.465

Bernard James

2023-2024

FLORIDA STATE

MEN'S BASKETBALL ROSTER



0
CHANDLER JACKSON

GUARD
6-5 (20) | SOPHOMORE
MEMPHIS, TN.



1
JALEN WARLEY

GUARD
6-7 (20) | JUNIOR
PHILADELPHIA, PA.



2
JAMIR WATKINS

FORWARD
6-7 (20) | R. JUNIOR
MEMPHIS, TN. | YOU



3
CAMERON CORHEN

FORWARD
6-10 (20) | SOPHOMORE
ALLEN, TEX.



4
JASON SIMPSON

GUARD
6-10 (15) | JUNIOR
WEST IN LA BEACH, FLA. | ST. JOHNS



5
DEANTE GREEN

FORWARD
6-9 (20) | SOPHOMORE
ASHLEYVILLE, N.C.



10
TAYLOR BOL BOWEN

FORWARD
6-10 (19) | FRESHMAN
JERUSALEM, VT.



11
BABA MILLER

FORWARD
6-11 (20) | SOPHOMORE
MILWAUKEE, WISCONSIN



12
TOM HOUSE

GUARD
6-7 (20) | SOPHOMORE
MAYTON, OHIO



20
JOSH NICKELBERRY

GUARD
6-5 (19) | FRESHMAN
FLORETTVILLE, N.C. | LA SALLE



21
CAN'RON FLETCHER

GUARD
6-7 (20) | SENIOR
ST. LOUIS, MO. | DIV. OF KENTUCKY



22
DARIN GREEN JR.

GUARD
6-5 (15) | SENIOR
CHARLOTTE, N.C. | HOF



23
PRIMO SPEARS

GUARD
6-9 (15) | JUNIOR
BARTFORD, CONNECTICUT | GERRY DETON



33
JAYLAN GAINNEY

FORWARD
6-10 (20) | FRESHMAN
GREENSBORO, N.C. | BOWEN UNIV.



35
WAKA MBATCH

FORWARD
6-10 (20) | FRESHMAN
MERRIDEN, GAMBIA



40
ISAAC SPAINHOUR

GUARD
6-9 (18) | R. JUNIOR
KING, N.C.



42
JESSE JONES

GUARD
6-4 (15) | SOPHOMORE
CLEMONT, CALIF. | BAEHR COLLEGE



44
MAX THORPE

GUARD
6-5 (15) | R. JUNIOR
CLEARWATER, FLA.



LEONARD HAMILTON

HEAD COACH
23RD SEASON AT FLORIDA STATE



STAN JONES

ASSOCIATE HEAD COACH
23RD SEASON AT FLORIDA STATE



45
MICHAEL BROWN

FORWARD
6-7 (20) | R. SOPHOMORE
FT. WASHINGTON, MD.



51
SOLA ADEBISI

FORWARD
6-8 (20) | R. FRESHMAN
MILTON, MA.



STEVE SMITH

ASSISTANT COACH
5TH SEASON AT FLORIDA STATE



KEVIN NICKELBERRY

ASSISTANT COACH
1ST SEASON AT FLORIDA STATE