

ACC



2019 - 2020

# FLORIDA STATE

BASKETBALL

ACC



# FLORIDA STATE

## 2019-20 NUMERICAL ROSTER

No.	Name	Pos.	Hgt.	Wgt.	Yr.	Hometown
0	RayQuan Evans	G	6-4	210	Jr.	Billings, Mont./North Idaho College/Billings Skyview
1	RaiQuan Gray	F	6-8	260	RSo.	Ft. Lauderdale, Fla./Dillard
2	Anthony Polite	G	6-6	215	RSo.	Lugano, Switzerland/St. Andrew's Christian School (Fla.)
3	Trent Forrest	G	6-4	215	Sr.	ChIPLEY, Fla./ChIPLEY
4	Patrick Williams	F	6-8	225	Fr.	Charlotte, N.C./West Charlotte
5	Balsa Koprivica	C	7-1	260	Fr.	Belgrade, Serbia/Montverde Academy
10	Malik Osborne	F	6-9	225	So.	Matteson, Ill./Rice University/Bosco Institute (Ind.)
11	Nathanael Jack	G	6-5	195	Jr.	Mississauga, Ontario, Canada/Eastern Florida State J.C.
12	Justin Linder	G	6-1	180	RJr.	Memphis, Tenn./Christian Brothers
15	Dominik Olejniczak	C	7-0	260	Gr.	Tourn, Poland/Ole Miss/Drake
20	Travis Light	G	6-5	180	RJr.	Vienna, Va./IMG Academy
23	M.J. Walker	G	6-5	213	Jr.	Riverdale, Ga./Jonesboro
24	Devin Vassell	G	6-7	194	So.	Suwanee, Ga./Peachtree Ridge
30	Harrison Prieto	F	6-8	230	RJr.	Mandeville, La./St. Paul's School
31	Wyatt Wilkes	F	6-8	220	RSo.	Orlando, Fla./Winter Park
33	Will Miles	F	6-6	220	RJr.	Orlando, Fla./Trinity Prep
44	Ty Hands	F	6-5	180	RFr.	West Palm Beach, Fla./Palm Beach Lakes

## 2019-20 ALPHABETICAL ROSTER

No.	Name	Pos.	Hgt.	Wgt.	Yr.	Hometown
0	RayQuan Evans	G	6-4	210	Jr.	Billings, Mont./North Idaho College/Billings Skyview
3	Trent Forrest	G	6-4	215	Sr.	ChIPLEY, Fla./ChIPLEY
1	RaiQuan Gray	F	6-8	260	RSo.	Ft. Lauderdale, Fla./Dillard
44	Ty Hands	F	6-5	180	RFr.	West Palm Beach, Fla./Palm Beach Lakes
11	Nathanael Jack	G	6-5	195	Jr.	Mississauga, Ontario, Canada/Eastern Florida State J.C.
5	Balsa Koprivica	C	7-1	260	Fr.	Belgrade, Serbia/Montverde Academy
20	Travis Light	G	6-5	180	RJr.	Vienna, Va./IMG Academy
12	Justin Linder	G	6-1	180	RJr.	Memphis, Tenn./Christian Brothers
33	Will Miles	F	6-6	220	RJr.	Orlando, Fla./Trinity Prep
15	Dominik Olejniczak	C	7-0	260	Gr.	Tourn, Poland/Ole Miss/Drake
10	Malik Osborne	F	6-9	225	So.	Matteson, Ill./Rice University/Bosco Institute (Ind.)
2	Anthony Polite	G	6-6	215	RSo.	Lugano, Switzerland/St. Andrew's Christian School (Fla.)
30	Harrison Prieto	F	6-8	230	RJr.	Mandeville, La./St. Paul's School
24	Devin Vassell	G	6-7	194	So.	Suwanee, Ga./Peachtree Ridge
23	M.J. Walker	G	6-5	213	Jr.	Riverdale, Ga./Jonesboro
31	Wyatt Wilkes	F	6-8	220	RSo.	Orlando, Fla./Winter Park
4	Patrick Williams	F	6-8	225	Fr.	Charlotte, N.C./West Charlotte

## 2019-20 COACHING STAFF

### HEAD COACH

Leonard Hamilton (18th Season)

### Director of Operations

Jacob Ridenhour

### Associate Head Coach

Stan Jones (18th Season)

### Strength and Conditioning

Michael Bradley

### Assistant Coach

Charlton Young (7th Season)

### Video Coordinator

Rob Bucher

### Assistant Coach

Steve Smith (1st Season)

### Basketball Trainer

Amanda Robinson



## BY CLASS

### FRESHMAN

Balsa Koprivica, Patrick Williams, Ty Hands

### SOPHOMORE

RaiQuan Gray, Malik Osborne, Anthony Polite, Devin Vassell, Wyatt Wilkes

### JUNIOR

RayQuan Evans, Nathanael Jack, Travis Light, Justin Lindner, Will Miles, Harrison Prieto, M.J. Walker

### SENIOR

Trent Forrest

### GRADUATE

Dominik Olejniczak

## BY STATE/COUNTRY

Canada: Nathanael Jack

Florida: RaiQuan Gray, Trent Forrest, Ty Hands, Will Miles, Wyatt Wilkes

Georgia: M.J. Walker, Devin Vassell

Illinois: Malik Osborne

Louisiana: Harrison Prieto

Montana: RayQuan Evans

North Carolina: Patrick Williams

Poland: Dominik Olejniczak

Serbia: Balsa Koprivica

Switzerland: Anthony Polite

Tennessee: Justin Lindner

Virginia: Travis Light

## BY HEIGHT

6-1: Justin Linder

6-4: RayQuan Evans, Trent Forrest

6-5: Nathanael Jack, M.J. Walker, Travis Light, Ty Hands

6-6: Will Miles, Anthony Polite

6-7: Devin Vassell

6-8: Harrison Prieto, Wyatt Wilkes, Patrick Williams, RaiQuan Gray

6-9: Malik Osborne

7-0: Dominik Olejniczak

7-1: Balsa Koprivica

## BY BIRTHDAY

March 28, 1998: M.J. Walker

April 7, 1999: RaiQuan Gray

April 9, 1998: Malik Osborne

April 9, 1999: Wyatt Wilkes

April 13, 1998: Harrison Prieto

May 1, 2000: Balsa Koprivica

May 22, 2000: Ty Hands

June 12, 1998: Trent Forrest

June 14, 1996: Travis Light

June 21, 1997: Anthony Polite

July 1, 1996: Dominik Olejniczak

August 23, 2000: Devin Vassell

August 25, 1997: Justin Lindner

August 26, 2001: Patrick Williams

September 16, 1998: RayQuan Evans

October 25, 1997: Nathanael Jack

October 27, 1997: Will Miles

## BY MAJOR

Applied Mathematics: Justin Linder

Business Management: Travis Light

Criminology: Malik Osborne

Exploratory: Balsa Koprivica

Exercise Physiology: Ty Hands

Finance: Anthony Polite, Will Miles

Humanities: Wyatt Wilkes

International Affairs: Dominik Olejniczak

Metacology: Harrison Prieto

Social Science: RaiQuan Gray,

RayQuan Evans, M.J. Walker,

Nathanael Jack

Sport Management: Trent Forrest, Devin Vassell,

Patrick Williams



# TABLE OF CONTENTS

<b>2</b>	<b>Media Information</b>	<b>45</b>	<b>Ty Hands</b>	<b>95</b>	<b>Year By Year Statistics</b>
<b>4</b>	<b>Season Preview</b>	<b>46</b>	<b>Nathanael Jack</b>	<b>110</b>	<b>Year By Year Team Leaders</b>
<b>6</b>	<b>Head Coach Leonard Hamilton</b>	<b>47</b>	<b>Balsa Koprivica</b>	<b>111</b>	<b>Single Game and Season Team Records</b>
<b>10</b>	<b>Associate Head Coach Stan Jones</b>	<b>48</b>	<b>Travis Light</b>	<b>112</b>	<b>Tucker Center Records</b>
<b>12</b>	<b>Assistant Coach Charlton Young</b>	<b>50</b>	<b>Justin Lindner</b>	<b>113</b>	<b>Year By Year Results</b>
<b>14</b>	<b>Assistant Coach Steve Smith</b>	<b>52</b>	<b>Will Miles</b>	<b>116</b>	<b>Individual ACC Records</b>
<b>16</b>	<b>Jarrod Lazarus / Michael Bradley</b>	<b>54</b>	<b>Harrison Prieto</b>	<b>118</b>	<b>Team ACC Records</b>
<b>17</b>	<b>Erick Casto / Rob Bucher</b>	<b>56</b>	<b>Patrick Williams</b>	<b>120</b>	<b>ACC Series Anatomies</b>
<b>18</b>	<b>Charlie Hogan / Amanda Robinson / Claire Igoe</b>			<b>121</b>	<b>Margins of Victory / Tournament History</b>
<b>19</b>	<b>President John Thrasher / Board of Trustees</b>	<b>58</b>	<b>2017-18 SEASON REVIEW</b>	<b>126</b>	<b>NCAA Tournament History</b>
<b>20</b>	<b>Director of Athletics David Coburn</b>			<b>128</b>	<b>All-Time Series Records</b>
<b>21</b>	<b>Cindy Hartman / Jim Curry / Vanessa Fuchs</b>	<b>59</b>	<b>Individual Statistics</b>	<b>137</b>	<b>All-Time Results</b>
<b>22</b>	<b>Michele Osborne / Ross Cobb / Dr. Pam Perrewe</b>	<b>60</b>	<b>2018-19 Box Scores</b>	<b>144</b>	<b>100-Point Scoring Games</b>
<b>24-57</b>	<b>2018-19 SEMINOLES</b>	<b>68</b>	<b>2018-19 Individual Game By Game Statistics</b>	<b>145</b>	<b>FSU In The National Polls</b>
		<b>69</b>	<b>2018-19 Team Game By Game Statistics</b>	<b>146</b>	<b>All-Time Vs. Opponents In The National Polls</b>
		<b>70</b>	<b>2018-19 Individual Highs / ACC Review</b>	<b>150</b>	<b>Coaching History</b>
<b>24</b>	<b>Trent Forrest</b>			<b>152</b>	<b>Basketball Letterman Club</b>
<b>28</b>	<b>RaiQuan Gray</b>	<b>71</b>	<b>RECORDS AND HISTORY</b>	<b>154</b>	<b>All-Time Award Winners</b>
<b>30</b>	<b>Dominik Ojniczak</b>			<b>155</b>	<b>FSU All-Americans</b>
<b>32</b>	<b>Malik Osborne</b>	<b>72</b>	<b>Records and Leaders</b>	<b>156</b>	<b>All-Time Uniform Numbers</b>
<b>34</b>	<b>Anthony Polite</b>	<b>74</b>	<b>1,000 Point Scorers</b>	<b>158</b>	<b>Seminoles In The NBA</b>
<b>36</b>	<b>Devin Vassell</b>	<b>80</b>	<b>Career School Records by Category</b>		
<b>38</b>	<b>M.J. Walker</b>	<b>87</b>	<b>All-Time Individual Scoring</b>		
<b>42</b>	<b>Wyatt Wilkes</b>	<b>92</b>	<b>All-Time Leaders by Statistical Category</b>		
<b>44</b>	<b>RaiQuan Evans</b>	<b>93</b>	<b>Statistics by Class</b>		

## 2019-20 FLORIDA STATE MEN'S BASKETBALL MEDIA GUIDE CREDITS

The 2019-20 Florida State Men's Basketball Almanac is written and edited by Deputy Director of Sports Information Chuck Walsh with considerable help from the entire sports information office: Elliott Finebloom, Steve Stone, Derek Satterfield, Bob Thomas, Steve McCartney, Kelsey Wacinski, Christa Salerno, Scott Moriak, Bret Clein, Josh Miller, Carlin Rea, Kristen Smith, Gianna Arantes, Nathanael Jarrett, Katie Gould and Susmit Gulavani.

Special thanks to Florida State Athletics Hall of Famer Bob Perrone and Andrew Brady for their continued help

on the history of the program as well as their friendship and wonderful perspectives as well as their incredibly complete work on the history of the Florida State Department of Athletics.

Thanks to Old Hat for helping produce another outstanding publication for Florida State university.

Thanks to Grant Hawkins for his incredible work for Florida State and is always fresh designs that continue to make this public one of the best in the nation.

Photos appear courtesy of Colin Abbey, Robert Crawford, Jeremy Esbrandt, Mike Ewen, Perrone Ford, Kathy Hitchcock, Phil Kelly, Jerry Margolis, Don Juan Moore, Steve Musco, Ross Obley, Mike Olivella, Bill Pearce, Jeff Romance, Robert Romance, Jason Rosenberg, Mitch White and NBA Photos.

Thanks to my wife Nancy – my best friend – who is the most amazing woman I know. She is the reason the sun rises each day and it is because of her that we are able to continue on this wonderful journey together each and every day.



# MEDIA INFORMATION

**Welcome to Florida State University. Head Coach Leonard Hamilton, his staff and players welcome your interest in hope you enjoy your visit to Tallahassee, the capital city of the Sunshine State.**

## COVERING THE 2019-20 SEMINOLES

The 2019-20 Florida State basketball almanac has been produced to assist the media in the coverage of the Seminole men's basketball team. Additional information, including press releases, game notes, photographs, video footage and recent news clips are available upon request to all members of the media. Any questions not covered in this publication may be directed to the Sports Information Office.

### Before Your Visit

Credentials for Florida State home games are issued to accredited members of the media only. Working space along press row at the Tucker Center is limited and seats are expressly reserved to those working on deadline, with no exceptions. Children and other non-workers are not allowed in the press area. Requests for credentials should be made to Chuck Walsh, Deputy Director of Sports Information. If you would rather e-mail your request, please do so. The e-mail address is [cwalsh@fsu.edu](mailto:cwalsh@fsu.edu). These requests are accepted from sports editors and sports directors only. Credential requests are carefully screened to insure proper working conditions in the press area. When time permits, a working press pass and a parking pass will be mailed. When mailing is not possible, they will be left at the Media Will Call entrance near the bottom level at the Elephant Doors located in the southwest corner of the Tucker Center. The Media Will Call is located near the television trucks and directly opposite the Florida State Basketball Training Center. Media Will Call is located at this entrance and is open 90 minutes prior to tip-off.

### Procedures

All media who wish to cover Florida State athletics will be expected to comply with all of the procedures of Florida State University, The NCAA, The ACC and the FSU Sports Information Office in order to be credentialed.

### Photography Credentials

Photographers, too, should make their credential requests at least one week in advance. Strobe lights may be installed in the Tucker Center; arrangements must be made through the Tucker Center at least two weeks prior to gameday. Space for strobe lights is available on a first come, first served basis. Arrangements may be made by calling Michele Harhut at (813) 992-7564. The NCAA has an established policy to control congestion within photography areas on the basketball court. Only photographers on assignment will be issued photo passes along with members of the working television media. Admission to the court and photo baseline is by photo pass only. Photographers, both still and electronic, must shoot from the baselines at the Northeast (visiting bench) or Southeast (Florida State bench) corners of the court. Photographer's floor access is governed by Atlantic Coast Conference and NCAA policy. Please note, only game photographers, no runners, assistants, or producers will have access to the photography areas. Photographer positions are at the complete discretion of the basketball game officials and the members of the Sports Information office at ALL TIMES.

### Photographers

Florida State reserves the right to admit only those photographers deemed to be on the premises for legitimate media purposes. All photographers working Florida State games should be prepared to show a media ID card and equipment designed to photograph major college basketball. Still photographers will have access to the court only. Any secondary or commercial use of any picture taken by the accredited organization or photographer to whom the credential has been issued (including, but not limited to delayed editorial, advertising sales promotion or merchandise) is prohibited without prior specific, written approval of Florida State University.

### Video Services

Florida State's Sports Information Office has the ability to assist networks and television stations by providing video services through Seminole Productions, Inc. (SPI). Please call general manager Jim Garbarino at (850) 644-8034 to arrange for the services.

### Social Media

The Florida State Sports Information Office is making an effort during the 2019-20 season to utilize social media as another way of passing information to our fans and those who cover our programs. Media can utilize twitter by following @chuckwalshfsu. Fan feeds for the department of athletics (@seminoles\_com) and the basketball program (@FSUHoops) are available as well. Our Facebook home is located at <http://www.facebook.com/fsuseminoles>.

### Parking

Parking for media covering the Seminoles at the Tucker Center is available on a very limited basis. The media parking lot is located in the main Tucker Center parking lot. Access is via media parking pass only. Vehicles should enter the Tucker Center lot from Pensacola Street. They will then be directed to the appropriate area. Please contact the Sports Information Office in plenty of time to request a parking pass to be mailed or left at your hotel.

### Media Services

Weekly Interview Schedule: The Sports Information office will, in conjunction with head coach Leonard Hamilton, establish a weekly interview schedule throughout the 2019-20 season. The schedule, which will vary in accordance with the Seminoles' practice and game schedule, is established to assist the media in their coverage of the Seminoles. The interviews will take place in the Florida State Basketball Training Center and will provide the media with an opportunity to speak with Coach Hamilton as well as various Seminole players. All interview requests must be made in advance and must be made with at least a 24-hour notice. Player's (nor their parents) individual phone numbers will not be given to the media and game day interviews will not be granted until the end of each game. Players will return phone calls at a mutually convenient day and time. Media requests for specific players to be made available should be made to Deputy Director of Sports Information Chuck Walsh.



### ACC Coaches' Teleconference

Media members wishing to speak with Head Coach Leonard Hamilton are encouraged to call the Atlantic Coast Conference's weekly coaches' teleconference. Each of the 15 ACC coaches will be featured each Monday from 10:30 a.m. to 1:00 p.m. beginning January 6 and concluding March 2. Each coach will be available for comments and the field questions for 10 minutes beginning with Jim Christian of Boston College and concluding with Tony Bennett of Virginia. Florida State's Leonard Hamilton is available from 11:50 a.m. – 12 Noon. (The weekly press conference can be accessed by calling (888) 221-1792. Coaches that have a Monday night game will not take part on that day's teleconference.

### ACC Basketball Coaches Teleconference

Jim Christian, Boston College	10:30
Brad Brownell, Clemson	10:40
Josh Pastner, Georgia Tech	10:50
Jim Larrañaga, Miami	11:00
Kevin Keatts, NC State	11:10
Danny Manning, Wake Forest	11:20
Jeff Capel, Pitt	11:30
Chris Mack, Louisville	11:40
Leonard Hamilton, Florida State	11:50
Jim Boeheim, Syracuse	Noon
Roy Williams, North Carolina	12:10
Mike Krzyzewski, Duke	12:20
Mike Brey, Notre Dame	12:30
Mike Young, Virginia Tech	12:40
Tony Bennett, Virginia	12:50

### Covering Practice

Florida State practices are generally closed. However, a select number of practices will be open to the media. Please contact Chuck Walsh for a schedule of open practices.

### Website: [www.seminoles.com](http://www.seminoles.com)

All of Florida State's news releases and statistics, as well as other information pertaining to the athletic department may be accessed via the World Wide Web at [www.seminoles.com](http://www.seminoles.com). Feature stories on each of the players can be found directly on their individual bio pages.

### XOS Digital Exchange

The Florida State Sports Information Office has partnered with XOS Digital in order to provide over-the-air television stations with instantaneous access to video content. The partnership involves the use of the company's Digital Media Xchange Server that will allow television stations to pull down video content year round. The data transfer is much faster than a traditional FTP service allowing very large files to be downloaded in just minutes. The password protected video FTP site will host weekly interviews and video from home games. Please contact Chuck Walsh ([cwalsh@fsu.edu](mailto:cwalsh@fsu.edu)) if you are interested in creating an account that gives you access to video clips.



## MEDIA / SID STAFF

### Seminoles.com/FSU Athletics Digital Media

The Digital media Office at the Florida State Department of Athletics is responsible for presenting the Seminoles online. The Digital Media Offices are located at the second floor of the Moore Athletics Center. The office manages Florida State's official website along with social media, online stores, auctions and promotional and championship links associated with the sites. Seminoles.com provides live game audio featuring the "Voice of the Seminoles" Gene Deckerhoff and Keith Jones, live in-game statistics, unique written and video content aimed at engaging and informing Seminole fans, access to Florida State Facebook and Twitter pages (/FSUMBasketball; @Seminoles.com; @fsuhoops) as well as rosters, schedules, media guides, game notes and more).

### **GAME DAY SERVICES**

#### Media Room

The media room at the Tucker Center is located beneath the west side of the arena in Meeting Room B.

#### Visiting Radio

Phone lines are reversed for both the Florida State and visiting radio network on the court level of press row. The broadcast rights to the game are granted to visiting radio stations on a reciprocal basis. Phone lines / Ethernet lines are available through an ACC agreement. Please contact Chuck Walsh of the Sports Information Office for the details.

#### Press Meals

A buffet dinner is available in the Seminole Spirit Room to members of the media with a meal ticket attached to their credential. Television crews may be provided with meal tickets to accommodate talent and producers. Any catering needs for television crews should be addressed to Michele Harhut of the Tucker Center (813) 992-7564.

#### Postgame Press Conference

Postgame interviews with the respective head coaches are held in the media room (Meeting Room B) at the conclusion of the game. The head coach of the visiting team will be brought to the interview room immediately after the game. He will be followed by Seminole head coach Leonard Hamilton. The Florida State locker room is open to credentialed media for a brief period after Coach Hamilton concludes his comments to the team. This is in accordance with ACC rules. The visiting team's locker room access policy is determined by officials of that school. On the road, the Florida State players will be available in the locker room after Coach Hamilton concludes his remarks to the team and has left for the interview room. No live television shots, except those by the network televising the game live, will be allowed until after Coach Hamilton and the players have fulfilled their usual postgame interview responsibilities.

#### Postgame Statistics

Statistical packets, including running play-by-play, first half and final box scores and postgame quotes, are compiled and available to the media at press row and in the press room following each game. Postgame quotes from both teams will be available. If you are interested in receiving an email version of the quotes, please email Chuck Walsh at cwals@fsu.edu

### **BASKETBALL HISTORY**

First Year Of basketball	1948
Overall All-Time record	1,219-819 (.598 Winning Percentage)
Years in the NCAA Tournament	17
All-Time NCAA Postseason Record	21-17 (.553 Winning Percentage)
Years In NIT Tournament	10
All-Time NIT Postseason Record	11-10 (.524)
Last NCAA Appearance	2019
Last NIT Appearance	2016
Last Post-Season Opponent	Gonzaga (Sweet 16/2019)
Result	L, 58-72

### **BASKETBALL COACHING STAFF**

<b>Head Coach/Alma Mater/Year</b>	Leonard Hamilton/Tennessee Martin/1971
<b>Record at school (yrs.)</b>	334-216 (Entering 18th)
<b>Career record (yrs.)</b>	534-426 (Entering 31st)
<b>Basketball office phone</b>	(850) 644-1461
<b>Best time/day to reach coach</b>	Through Sports Information
<b>Associate Head Coach</b>	Stan Jones/Memphis, 1984
<b>Assistant Coach</b>	Charlton C.Y. Young/Georgia Southern/1994
<b>Assistant Coach</b>	Steve Smith/Trinity College/2000
<b>Director of Operations</b>	Jacob Ridenhour/Auburn, 1995
<b>Athletic Trainer</b>	Amanda Robinson/UCF, 2012/Florida State, 2014, 2016)
<b>Coaches' Assistant</b>	Renee Andrews
<b>Operations Assistant:</b>	Adam Balog
<b>Strength Coach</b>	Mike Bradley
<b>Video Coordinator</b>	Rob Bucher
<b>Equipment Manager</b>	Erick Casto

### **TEAM INFORMATION**

<b>2018-19 Overall Record</b>	29-8
<b>2018-19 Conference record/finish</b>	13-5/4th
<b>Final Ranking (poll)</b>	No. 10 AP /Tied for 18 USA Today
<b>Starters returning/lost</b>	2/3
<b>Letterwinners returning/lost</b>	12/6

### **SPORTS INFORMATION OFFICE**

<b>Assistant AD/Sports Information Director</b>	Elliott Finebloom
<b>Deputy Director /Sports Information</b>	
<b>Men's Basketball Contact</b>	
<b>Office phone</b>	Chuck Walsh (850) 644-1077
<b>Cell phone</b>	(850) 694-2540
<b>E-mail</b>	cwals@fsu.edu
<b>Twitter</b>	@chuckwalshfsu
<b>Web Address</b>	www.seminoles.com
<b>SID Fax</b>	(850) 644-3820
<b>Press Row phone</b>	(850) 224-2098
<b>Director of Football Communications</b>	Derek Satterfield
<b>Associate Director of Sports Information</b>	Bob Thomas
<b>Assistant Director of Sports Information</b>	Steve Stone
<b>Assistant Director of Sports Information</b>	Steven McCartney
<b>Assistant Director of Sports Information</b>	Scott Moriak
<b>Assistant Director of Sports Information</b>	Bret Clein
<b>Assistant Director of Sports Information</b>	Christa Salerno
<b>Sports Information Assistant</b>	Kelsey Wichinski
<b>Assistant Director of Digital Media</b>	Layne Herdt
<b>Senior Writer/Digital Media</b>	Tim Linafelt
<b>Digital Media Producer</b>	Jamaal Simmons
<b>SID Mailing Address</b>	P.O. Box 2195 Tallahassee, Fla. 32316
<b>Overnight Address</b>	2216 University Center D Tallahassee, Florida 32315

### **MEDIA INFORMATION**

#### **Radio Network**

Seminole/IMG Radio Network

#### **Radio Contact**

Phil Brame  
IMG College  
540 N. Trade St.  
Winston-Salem, NC 27101  
(336) 529-8799

#### **Play-By-Play Announcer**

Gene Deckerhoff  
2704 Vassar Road  
Tallahassee, Fla. 32309  
(850) 599-2051

#### **Color Announcer**

Keith Jones  
3068 Hawks Landing Dr.  
Tallahassee, Fla. 32308  
(850) 878-5200



**Chuck Walsh**  
Deputy Director of  
Sports Information



**Elliott Finebloom**  
Assistant AD/SID/  
Digital Media



**Derek Satterfield**  
Director of Football  
Communications



**Bob Thomas**  
Associate Director



**Scott Moriak**  
Assistant Director



**Steven McCartney**  
Assistant Director



**Christa Salerno**  
Assistant Director



**Steve Stone**  
Assistant Director



**Bret Clein**  
Sports Information  
Assistant



**Kelsey Wichinski**  
Sports Information  
Assistant



## 2019-20 SEASON PREVIEW



### 'NOLES COMING OFF OF A SEASON IN WHICH THEY WON A SCHOOL-RECORD 29 GAMES

The Florida State Men's Basketball team begins the 2019-20 season looking to reach the NCAA Tournament for a school-record tying fourth consecutive season. The Seminoles have won at least 23 games in each of the last three seasons and are coming off of a season in which they won a school-record 29 games, advanced to the ACC Tournament Championship game for the third time in school history and advanced to the Sweet 16 of the NCAA Tournament for the second consecutive season.

The Seminoles return two starters and five players who played at least 10 minutes a game a year ago to their lineup – one that has traditionally boasted one of the largest rotations in the nation. Add to that another stellar recruiting class which includes two of the top freshmen recruits in the nation, two Division I transfers and two of the top junior college transfers in all of college basketball and you have another dynamic roster that 18th-year Seminole Head Coach Leonard Hamilton enjoys coaching.

"We are pleased with the roster we have put together this season," said Hamilton. "Not only have we increased our quality depth with the addition of six new players, but we have added four players who have collegiate playing experience. Our new players bring much needed experience to our lineup; their experience is going to be

important for us after losing two NBA Draft picks (Mfiondu Kabengele and Terance Mann), two more who are playing in the NBA Developmental League (Phil Cofer and Christ Koumadje) and another (David Nichols) who is playing professionally in Greece."

Florida State's most experienced players – senior Trent Forrest and junior M.J. Walker – have played a great deal of important basketball for the Seminoles. The pair were major contributors to the Seminoles' NCAA Tournament Elite Eight team in 2018, and both were starters on their NCAA Tournament Sweet 16 team. Forrest was also a member of Florida State's 2017 NCAA Tournament team.

Forrest is the Seminoles' unquestioned leader. He is a preseason All-ACC Second-Team selection and was named to the Cousy Award Watch List. The Cousy award is presented annually to the nation's top point guard. Forrest has played in 106 games during the first three seasons of his career and is among the Seminoles' all-time leaders in both steals and assists.

Walker has played in seven career NCAA Tournament games and is on course for a breakout season after starting 35 games as a sophomore. Last year, he finished second on the team in 3-point field goals made with 44 and is projected

to be one of the top outside shooters in the ACC during the 2019-20 season.

"Trent and M.J. have played a lot of important games and a lot of important minutes for our team," said Hamilton. "We expect both of them to make the jump to become elite ACC players and leaders for our team."

Dominik Olejnczak is a graduate transfer from Ole Miss who also brings a great deal of experience to Florida State's roster. He has played in 95 games during his collegiate career and played in the FIBA World Cup for his home country of Poland during the Summer of 2019. The addition of the seasoned 7-0 center gives Florida State's lineup experience, a rim protector and a defensive presence in the paint.

Redshirt sophomore RaiQuan Gray, who started all three of the Seminoles games in the 2019 NCAA Tournament, returns to the rotation as one of the ACC's most versatile players. Gray displayed his abilities as a ball handler, a shooter and a defender and looks to continue his production throughout his career as a Seminole. His abilities on the offensive (he scored his career high of 11 points in Florida State's NCAA Tournament victory over Murray State) and defensive (he totaled 29 steals) ends of the court will continue to earn him valuable minutes as he works his way into the starting lineup.

Sophomore Devin Vassell, a rising star in the ACC, began to make a name for himself as a freshman and looks to take his game to the next level during his second year in Tallahassee. He played in 33 games, averaged 10.7 minutes played per game and finished second among the





# 2019-20 SEASON PREVIEW



**"I'm really looking forward to this season because I really feel we are going to become a very good basketball team."**

**FSU HEAD COACH LEONARD HAMILTON**

Seminoles' returners with 26 3-point field goals made. Vassell became a shooting star in the quarterfinals of the ACC Tournament when he made four 3-point field goals to lead the Seminoles' win over Virginia Tech and eventually into the championship game of the tournament for the third time in school history.

"RaiQuan and Devin showed us last season that they have only scratched the surface of how good they are both going to be during their careers at Florida State," said Hamilton. "There is no limit to how good both players are going to be and how important they are going to be to the success of our team this season. We are really excited to see the progress they make this season."

Anthony Polite, a left-handed guard, will be a valuable player in the Seminoles' backcourt. His ability to play the point guard and shooting guard positions gives Hamilton and his staff the opportunity to use his versatility to Florida State's advantage throughout the season. Polite played 30 games and all three of the Seminoles NCAA Tournament games in 2018. He scored nine points on two made 3-point field goals in the Seminoles' NCAA Tournament victory over Murray State.

Wyatt Wilkes, a redshirt sophomore who is in his third season on Florida State's roster, has

worked as hard as any player on the Seminoles' roster to prepare himself for the upcoming season. A trusted shooter and long defender, he fits the mold each of the Seminoles on the roster.

Maik Osborne, a transfer from Rice, who sat out the 2019 season because of NCAA transfer regulations, will be a very valuable asset to the Seminoles' rotation because of his versatility. At 6-9, he has the ability to shoot well from the mid-range and the 3-point line, while also giving Hamilton and his staff the opportunity to play defensively in the paint. Osborne started 27 of 31 games and averaged

more than 27 minutes played per game in his only season at Rice.

A pair of junior college transfers – RayQuan Evans and Nathanael Jack – who possess different skill sets will also be significant additions to the Seminoles' roster.

Evans comes to Florida State from Northern Idaho College where he earned all-conference and all-conference defensive honors as a sophomore. He's an accomplished scorer who is accustomed to winning— during his two seasons at NIC the Trojans went 56-10, and as a sophomore he averaged 18.2 points per game, scoring at least 20 points in 10 games.

Jack comes to Florida State from Eastern Florida State College where he proved to be one of the top junior collegiate shooters in the nation last season. Not only was he the fourth-ranked junior college guard in the nation, and he also scored in double figures 14 times as a sophomore. Jack made 13 3-point field goals and scored 44 points in the JA32 All-Star game at the end of his sophomore season.

Both Evans and Jack have two seasons of eligibility as the 2019-20 season begins.

"The additions of RayQuan Evans and Nathanael Jack will prove very important to our team this season," said Hamilton. "Because both players played at a very high level in junior college, their experiences with two years of college will help them as they acclimate themselves to the game at the Division I level."

Newcomers Patrick Williams and Balsa Koprivica will also prove to be valuable additions to the Seminoles' roster as they continue to cement themselves into the upper echelon of the ACC.

Williams, a top-25 national recruit, is one of the most versatile freshman in the nation this season. His abilities on offense and his desire to play defense in Hamilton's system immediately make him one of the most touted newcomers in the ACC. Williams averaged 16.7 points, 7.0 rebounds, 2.9 assists and 1.6 steals in during his four-year varsity career. He scored in double figures in each of his 31 games as a senior.

Koprivica gives the Seminoles a second 7-footer in their rotation. His ability to play tough under the basket reinforces Florida State's an incredible presence on the defensive end of the court. As he continues to grow and mature into the Seminoles' defensive system, his dexterity will shine and help lift Florida State to stand among the conference leaders in every defensive category.

Providing excellent skills off the bench will be fourth-year players Justin Lindner and Travis Light in the backcourt, and Will Miles and Harrison Prieto in the frontcourt.

"From a talent standpoint, we are capable of becoming a very good team," said Hamilton. "We have experience and will develop into a very good team. Our team has a great mix of talented experience and newcomers who are ready to play well in our system. I'm really looking forward to this season because I really feel we are going to become a very good basketball team."





# LEONARD HAMILTON

## HEAD COACH



- **18th Season at Florida State**  
(334-216, .607 winning percentage)
- **32nd Season as a collegiate head coach**  
(534-426, .557 winning percentage)
- **Tennessee-Martin, 1971**
- **Austin Peay, 1973**

The most successful coach in Florida State history, Leonard Hamilton is the Seminoles' all-time winningest coach and the seventh winningest coach in ACC history.

He became the Seminoles' winningest coach as Florida State defeated Pittsburgh on March 7, 2015 and became the seventh all-time winningest coach in ACC history as he guided the Seminoles past Samford on Dec. 19, 2016. Hamilton begins the 2019-20 season as the seventh winningest coach in the nation's most storied and illustrious conference – the ACC. He needs 15 victories to move past Maryland's Lefty Driesell to become the sixth winningest coach in ACC history.

Hamilton is Florida State's all-time winningest coach with 334 career victories. He has 100 more wins than Bud Kennedy, who coached the Seminoles from 1949-66; He is Florida State's all-time winningest coach with 155 ACC victories. He has 132 more ACC victories than Pat Kennedy who coached the Seminoles from 1992-97; He is Florida State's all-time winningest coach with 13 ACC Tournament victories. He has 10 more ACC Tournament victories than Steve Robinson who coached the Seminoles from 1998-2002; He is Florida State's all-time leader with seven NCAA Tournament appearances. He surpassed Pat Kennedy with the Seminoles' appearance in the 2018 NCAA Tournament.

Hamilton won his 300th game at Florida State and his 500th overall in Florida State's 81-79 overtime win over No. 11 ranked Clemson on Feb. 14, 2018 — one of 50 wins over nationally ranked teams during his tenure in Tallahassee.

In 2019, he guided the Seminoles to a school-record 29 victories. The Seminoles' 2019 team also won a school-record 13 ACC games, defeated six nationally ranked teams, advanced to the ACC Tournament championship game and to the Sweet 16 of the NCAA Tournament during the 2018-19 season. Coupled with the Seminoles' appearance in the Elite Eight of the 2018 NCAA Tournament, the 2019 season marked the second time in school history the Seminoles had advanced to at least the Sweet 16 of the NCAA Tournament in consecutive seasons.

In 2018, Florida State advanced to the Elite Eight of the NCAA Tournament for the first time under Hamilton and for only the third time in school history. The Seminoles finished with a 23-12 record, a 9-9 mark in ACC play, won the Jamaica Classic and played in the NCAA Tournament for the second consecutive season and for the sixth time in the last 10 years. Florida State was one of two ACC teams which advanced to the Elite Eight of the NCAA Tournament, defeated a near school-record six nationally ranked teams and three teams seeded higher than them in the NCAA Tournament for the first time in school history.

Under Hamilton and since the start of the 2005-06 season, the Seminoles are the fourth winningest overall program in the ACC with 311 wins and are one of only four teams that have won at least 60 percent of their games. Florida State is one of only four teams in the ACC that averages more than 22 wins per season and is one of only three teams that has won at least 20 games in a season 11 times in the last 14 years.

Under Hamilton, the Seminoles have won at least 20 games in 11 of his 17 years and have advanced to the postseason in 14 of his 17 seasons at Florida State.

Hamilton has earned three National Coach of the Year awards, two Atlantic Coast Conference Coach of the Year awards, two Big East Coach of the Year awards, has led his teams to nine NCAA Tournament appearances and 20 postseason appearances, to the 2012 ACC Championship (as the head coach at Florida State) and to the 1978 National Championship (as an assistant coach at Kentucky). He is the only person to earn Coach of the Year honors multiple times in both the ACC and the Big East. He was named the Clarence "Big House" Gaines National Coach of the Year in 2018 by the National Sports Media Association.

Hamilton led the Seminoles to the first ACC basketball championship in school history in 2012, is among the leaders in the ACC and the nation in recruiting and coaching NBA talent, has made appearing in the NCAA Tournament an expected part of the Seminoles' schedule each season and made the program one of the nation's tougher teams to prepare for on a nightly basis.

In 2012, Hamilton led the Seminoles to a school-record fourth consecutive NCAA Tournament appearance, to a 12-4 record in ACC play, to a third consecutive third place finish in the ACC standings, to two wins each over Duke and North Carolina (two of the top four winningest programs in college basketball history), to wins over an ACC-leading six nationally ranked teams and to victories over each of the four Tobacco Road teams in the ACC (Duke, North Carolina, NC State and Wake Forest) for the first time in school history. The Seminoles finished the 2019 season ranked No. 10 in the final Associated Press poll and No. 15 in the final ESPN/USA Today poll.



Hamilton was named the ACC Coach of the Year in 2012 for the second time in his career as the Seminoles solidified their position as one of the top teams in the ACC. With their 3-0 record in the 2012 ACC Tournament, the Seminoles won a single-season school-record 15 ACC games. With wins over No. 4 North Carolina and at No. 6 Duke to begin the ACC 2012 schedule, the Seminoles spent the majority of the conference season in first place in the ACC standings.

"Leonard Hamilton has done a brilliant job at Florida State," said the Duke Basketball Report.

Hamilton was the Washington Wizards' head coach in 2001, the head coach at Oklahoma State University (1987-90), and the head coach at the University of Miami (1991-2000) before he was named the seventh head coach in Florida State men's basketball history on March 19, 2002.

In a recent Athlon Sports ranking of the ACC's top coaches, Hamilton was an easy choice among the top ACC coaches.

Said Athlon's editors: "Leading one of the stingiest defensive teams in the country, Hamilton coached Florida State to one of the best four-year runs at Florida State from 2009-12. For the first time in program history, the Seminoles won at least 20 games and at least 10 ACC games in four consecutive seasons. A one-point loss in overtime to VCU in 2011 prevented the Seminoles from reaching the Elite Eight. In 2012, the Seminoles became only the second team not named Duke or North Carolina to win the ACC Tournament since 1996. Hamilton has proven himself capable of building consistent basketball programs at football schools by leading Miami to three consecutive NCAA Tournament appearances to wrap up his 10-season tenure with the Hurricanes in 2000. The coaches were ranked on a mix of past accomplishments with consideration for career trajectory over the next five seasons or so. Rankings take Xs and Os acumen and recruiting prowess into account along with success in the regular season and postseason."

More important in Hamilton's eyes than the championships, the NCAA Tournament appearances and the wins, is the overwhelming success that his players have achieved in the classroom.

## EXPERIENCE AS A COACH

2002-Pr.	Head Coach, Florida State University
2000-01	Head Coach, Washington Wizards
1990-00	Head Coach, University of Miami
1986-90	Head Coach, Oklahoma State
1980-86	Assoc. Head Coach, Univ. of Kentucky
1974-80	Assistant Coach, Univ. of Kentucky
1973-74	Assistant Coach, Austin Peay State
1971-73	Grad. Assistant, Austin Peay State

## AS A PLAYER

1969-71	Two-year letterman, University of Tennessee-Martin
1966-68	Two-year letterman, Gaston Community College

## EDUCATION

1973	M.A. Physical and Health Education, Austin Peay State
1971	B.S. Physical Education, University of Tennessee-Martin

## PERSONAL

Full Name	J. Leonard Hamilton
-----------	---------------------

## FAMILY

Hamilton and his wife, Claudette, have a son, Lenny, and a daughter, Allison.

Florida State enjoyed its best year ever in the classroom in 2017. The Seminoles earned a team grade point average of 3.034 – the highest during Head Coach Leonard Hamilton's 17-year tenure at Florida State and the highest among all men's athletic teams at Florida State. The Seminoles had nine players earn a 3.0 or better GPA during the fall semester and 13 players finished with a GPA of 3.0 or better during the spring semester when they earned a team GPA of 3.222.

Florida State was one of nine teams who played in the 2017 NCAA Tournament and earned an NABC Team Academic Excellence award. The Seminoles were joined by Butler, Gonzaga, Princeton, Purdue, Kansas, Louisville, Notre Dame and West Virginia on that select list. The Seminoles were one of three ACC teams with cumulative GPA's at 3.0 or above and nine Seminoles were named to the ACC Honor Roll (Brandon Allen, Dwayne Bacon, Phil Cofer, Trent Forrest, Justin Lindner, Will Miles, Michael Ojo (graduate student), Harrison Prieto and CJ Walker), while Forrest was named to the 2017 ACC All-Academic Basketball team.

For Florida State under Hamilton, the academic achievements of his players is a long standing tradition of classroom success. During Hamilton's tenure as a head coach at Florida State, Miami and Oklahoma State dating back to 1988, more than 94 percent of his players have earned their degrees. Under Hamilton, the Seminoles were one of seven ACC teams credited with a perfect Academic Progress Report score in 2016 and are among the ACC leaders in that five-year period.

The APR, which was developed in 2003, holds institutions accountable for the academic progress of their student-athletes through a team-based metric that accounts for the eligibility and retention of each student-athlete for each academic term.

Hamilton is the first coach to lead Florida State to nine consecutive postseason appearances as the Seminoles participated in the 2009, 2010, 2011 and 2012 NCAA Tournaments and played in the NIT in 2006, 2007, 2008, 2013 and 2014. Hamilton has guided 14 of his 17 Seminole teams into postseason play.

Under Hamilton, Florida State has developed and lived up to its reputation as the nation's best defensive team.



The Seminoles led the NCAA in field goal percentage defense in both 2010 and 2011, becoming one of only six teams in NCAA history to lead the nation in field goal percentage defense in consecutive seasons. The Seminoles' .363 field goal percentage mark in 2011 was the best in the ACC since 1960 (a span of 52 years). Florida State led the ACC in field goal percentage defense during each of the four consecutive years (2009, 2010, 2011 and 2012) it played in the NCAA Tournament under Hamilton. It marked the first time in ACC history that any team led the league for four consecutive seasons in the field goal percentage defense category. Florida State led the ACC in blocked shots and steals in 2012 in becoming only the fourth team in history to lead the ACC in both blocked shots and steals in the same season.

The Seminoles have also earned great success against ranked teams under Hamilton. The Seminoles defeated No. 1 ranked Duke in Tallahassee on Jan. 12, 2011 to mark the third time under Hamilton that Florida State has defeated the nation's top ranked team. Hamilton has guided Florida State to wins over No. 1 ranked Duke twice (Jan. 12, 2011 and March 1, 2006), as well as No. 1 North Carolina on March 14, 2009 in the semifinals of the ACC Tournament.

Under Hamilton, Florida State has defeated 50 nationally ranked teams during his 17 years in Tallahassee. Included in those wins are seven victories over nationally ranked Duke teams. With two victories each over nationally ranked Duke, North Carolina and Virginia teams in 2012, the Seminoles led the ACC with six victories over nationally ranked teams in winning Florida State's first ever ACC Championship.

Hamilton annually attracts the nation's top talent to Tallahassee and helps those players reach their goals of not only playing at the next level, but also excelling academically and earning their degrees.

At Florida State, Hamilton has recruited and coached three of the Seminoles' four all-time All-ACC First Team selections: Tim Pickett (2004), Al Thornton (2007) and Toney Douglas (2009) as well as the only two players in school history to earn ACC Defensive Player of the Year honors (Toney Douglas in 2009 and Chris Singleton in 2010 and 2011). Hamilton has coached 18 All-ACC selections in his first 17 seasons (only 15 Seminole players had earned All-ACC honors in Florida State's first 11 years in the ACC), 12 selections to the ACC All-Defensive Team, six members of the ACC All-Rookie Team, seven members of the All-ACC Tournament team and the 2019 ACC Sixth Man of the Year.

Following Florida State's victory over North Carolina in the 2012 ACC Tournament Championship game, Michael Snaer was named the Most Valuable Player of the Tournament (a first in Seminole basketball history) while Snaer and Luke Loucks were named to the All-Tournament First-Team. Dwayne Bacon (five) and Malik Beasley (three) won the ACC Rookie of the Week award a combined eight times during the 2015-16 season.

Hamilton has also coached two All-Americans at Florida State – Thornton in 2007 and Douglas in 2009. Thornton and Douglas were both All-American Third-Team and All-ACC First-Team selections during their Seminole careers.





With 14 NBA Draft selections under Hamilton since 2004, the Seminoles are fourth in the ACC for the most draft picks since Hamilton was named the Seminoles' Head Coach in 2002. Six Seminoles have been selected in the first round (Al Thornton in 2007, Toney Douglas in 2009, Chris Singleton in 2011, Malik Beasley in 2016, Jonathan Isaac in 2017 and Mfiondu Kabengele in 2019). Isaac was the third Draft Lottery selection in school history and the second highest overall pick in school history. Only Duke (28), North Carolina (23) and Syracuse (18) have as many or more NBA Draft picks since 2004 than Hamilton and Florida State among the current 15 ACC Teams.

Hamilton attended the 2017 NBA Draft as he celebrated with both Jonathan Isaac and Dwayne Bacon as they were both selected and appeared on stage at the draft at the Barclays Center in New York. He was also at the 2007 NBA Draft to watch as Al Thornton became only the second Draft Lottery selection in school history as he was picked with the 14th overall selection by the Los Angeles Clippers. He was with 2009 NBA First Round selection Toney Douglas when his name was called by the Los Angeles Lakers. Hamilton watched as Solomon Alabi and Ryan Reid were selected in the second round of the 2010 NBA Draft and reveled when Chris Singleton became the first round pick of the Washington Wizards in 2011.

Hamilton watched with great pride as All-ACC selection Bernard James was selected in the second round of the 2012 NBA Draft. James arrived at Florida State in 2010 after serving in the United States Air Force during three tours of duty in Iraq, Afghanistan and Qatar and only two years of junior college basketball at Tallahassee Community College. He left Florida State after two years with his Bachelor's Degree in Social Science and an ACC Championship to begin his professional career with the Dallas Mavericks.

Florida State has had at least one player selected in the NBA Draft in 11 of the last 15 seasons. Under Hamilton, the Seminoles have been represented in the NBA Draft by Mfiondu Kabengele (2019 by the Brooklyn Nets and traded on draft night to the Los Angeles Clippers) and Terance Mann (2019 by the Los Angeles Clippers), Jonathan Isaac (2017 by the Orlando Magic), Dwayne Bacon (2017 by the New Orleans Pelicans in the second round and traded on draft night to the Charlotte Hornets), Malik Beasley (2016 by the Denver Nuggets), Bernard James (2012 by the Cleveland Cavaliers in the second round and traded on draft night to the Dallas Mavericks), Chris Singleton (2011 by the Washington Wizards), Solomon Alabi (2010 by Dallas in the second round and traded on draft night to the Toronto Raptors), Ryan Reid (2010 by the Indiana Pacers in the second round and traded on draft night to the Oklahoma City Thunder) and Toney Douglas (2009 by the Los Angeles Lakers and traded on draft night to the New York Knicks). Douglas was a member of the Miami Heat's NBA Eastern Conference Champions and NBA Finals runner-up team in 2014.

Hamilton has continued to stock the Seminoles' program with the nation's top talent, with the Seminoles' recruiting class was ranked No. 3 in 2015 and No. 8 in 2016. Florida State's 2015 recruiting class included 2017 NBA Second Round selection Dwayne Bacon, 2016 NBA First Round selection Malik Beasley, 2019 NBA Second Round selection Terance Mann and center Christ Koumadje who will play in the Philadelphia 76ers organization during the 2019-20 season. The Seminoles' 2016 class was just as loaded with NBA Draft Lottery pick Jonathan Isaac, one of the leading all-time scorers in Florida prep basketball history in Trent Forest and junior college All-American Braian Angola, who is currently a member of the Orlando Magic organization.

Hamilton came to Florida State after 10 seasons at the University of Miami.

In his final season at Miami, Hamilton guided the Hurricanes to their second straight 20-win season, a share of the Big East regular season championship and the school's first trip to the Sweet 16 of the NCAA Tournament. The Hurricanes finished 23-11, including a 13-3 conference record and were ranked 23rd in the nation in the final Associated Press poll and 20th in the final USA Today/ESPN poll.

Under Hamilton's leadership, Miami became one of the nation's top programs, advancing to postseason play five times in his final six seasons with three consecutive NCAA Tournament appearances in 1998, 1999 and 2000. Miami's winning records in his final six seasons resulted in the Hurricanes joining Syracuse and Connecticut as the only Big East schools to have an overall winning record from 1995-2000. The Hurricanes' 48-22 Big East mark over his last four seasons tied Connecticut for the best conference record over that period. Over Hamilton's last two seasons, Miami registered a league-best 28-6 conference record for an .824 winning percentage.

During the 1999-00 season, Hamilton's Hurricanes recorded three wins over ranked teams including a 74-70 home win over No. 18 St. John's, marking the sixth straight season Miami had defeated a ranked opponent in the Miami Arena. In the 40 seasons prior to Hamilton's arrival, the Hurricanes reached the postseason just four times including one NCAA tournament appearance (1960).

Along with the rise of the Hurricanes' program, Hamilton's players also continued to develop and win individual awards. In 1999, Hemsley and forward Tim James earned All-Big East First Team honors. In 2000, guard Johnny Hemsley earned All-Big East Second Team honors while center Mario Bland earned All-Conference Third-Team honors. The Hurricanes and Syracuse (twice) were the only schools to have two players earn All-Big East First Team honors in the same season at least once during Hamilton's tenure at Miami. In 10 seasons under Hamilton, the Hurricanes had 13 All-Conference selections.



## CAREER HIGHLIGHTS

- 2018 Clarence "Big House" Gaines National Coach of the Year
- 2009 Basketball Times National Coach of the Year
- 2000 BCA National Coach of the Year
- 1995 United Press International National Coach of the Year
- 1999 Eastern Basketball Coach of the Year
- 2009 and 2012 ACC Coach of the Year
- 1995 and 1999 Big East Coach of the Year
- The only coach to win ACC and Big East Coach of the Year honors multiple times
- One of 25 coaches to earn ACC Coach of the Year and Big East Coach of the Years honors multiple times in each league
- Led Florida State to the 2012 ACC Championship – the first ACC basketball championship in school history
- Led Florida State to a school record four consecutive NCAA Tournaments (2009-12)
- Led Florida State to the 2009 NCAA Tournament after a 10-year absence from the tournament for the program
- Led Florida State to six NCAA Tournament in last 10 years (2009-18) – the most NCAA appearances in a decade in school history
- Led Miami to three consecutive NCAA Tournament appearances for the first time in school history (1998-00)
- Led Hurricanes to the school's first NCAA Sweet 16 appearance in 1999-00
- Led Hurricanes to back-to-back 20-win seasons for the first time since 1965 in 1999 and 2000
- Led Florida State to three consecutive NIT appearances – 2006, 2007, 2008
- Led Florida State to the second round of the NIT in 2004 for the Seminoles' first postseason appearance since 1998
- Led Florida State to the semifinals of the 2014 NIT
- Led Miami to NIT appearances in 1995 and 1997 – the first postseason appearances in 31 years (1964)
- Led Oklahoma State to back-to-back NIT appearances (1989, 1990), the first consecutive postseason appearances for OSU since 1954
- Ended the 2011-12 season ranked 10th by the Associated Press – the Seminoles' highest ranking since 1993
- Ended the 1998-99 season ranked 10th by the Associated Press – the Hurricanes' highest AP ranking since 1960
- The Seminoles ranked No. 1 nationally in field goal percentage defense in 2010 and 2011
- The Hurricanes ranked nationally in field goal percentage defense in 1998
- 57 of 62 seniors who completed their eligibility under Hamilton while he has been the head coach at Florida State have earned their degrees
- 28 of 31 seniors who completed their eligibility under Hamilton while he was the head coach at Miami earned their degrees.
- 11 Top 20 recruiting classes
- A member of the athletics Hall of Fame at Tennessee-Martin (charter member), Austin Peay, University of Miami and Gaston College in his home state of North Carolina.
- First Associate Head Basketball Coach in Kentucky history
- Was an assistant coach on Kentucky's 1978 NCAA Championship team



## LEONARD HAMILTON HEAD COACH

In 1998-99, Tim James was named Big East Co-Player of the Year, along with Connecticut's Richard Hamilton, and Johnny Hemsley was selected as the conference's Most Improved Player.

Miami's rise began in 1994-95 when Hamilton led the Hurricanes to the greatest single season turn-around in Big East history. Picked to finish at the bottom of the Big East Conference standings, Hamilton guided the Hurricanes to a fifth-place finish and a berth in the National Invitational Tournament - Miami's first postseason appearance in 31 years. The Hurricanes' nine-win conference win increase tied Louisiana Tech for the best in the nation. Miami's eight-win overall improvement tied for the third best single season increase in school history.

At the conclusion of the 1995 season, Hamilton was named the United Press International National Coach of the Year.

Hamilton was recognized as the Big East Coach of the Year for the first time. He was named Big East Coach of the Year for the second time in 1999 and was honored as the Eastern Basketball Coach of the Year. In 2000, he was named the Black Coaches Association (BCA) Coach of the Year.

For his work both on and off the court, Hamilton was honored as one of four finalists for the 2000 Coach Wooden "Keys to Life" Award. The award is given annually to a coach



who best exemplifies Coach John Wooden's philosophy of emphasizing that impacting the life of a student is more significant than any winning percentage. He was named one of Tallahassee's Top 33 citizens in 2004 by the Tallahassee Democrat, inducted into the Gaston County (N.C.) Hall of Fame in 2007 and was honored by his hometown of Gastonia, N.C. in 2012 for his accomplishments during his career.

Hamilton was one of three honorees celebrated at the 13th Annual Dick Vitale Gala for Cancer Research in 2018. He was honored along with ESPN's Mike Greenberg and

University of Michigan Head Football Coach Jim Harbaugh as a champion in helping raise funds to rid the world of one of the most dreaded diseases known to man. With Hamilton as a headliner, a record-breaking \$3.7 million was raised for pediatric cancer research.

He played at Gaston College where he set a school record by scoring 54 points in a game, and later at the University of Tennessee-Martin.

Hamilton was inducted into the Tennessee Sports Hall of Fame in 2013. As one of the top players at the University of Tennessee-Martin during his playing career, Hamilton's roots run deep in the state of Tennessee. A walk-on at UT-Martin, he served as a team captain during his senior season. Hamilton received both the team's Most Valuable Player Award and the Best Defensive Player award his senior season and is a charter member of the school's Hall of Fame.

Hamilton's induction into the Tennessee Sports Hall of Fame marks the fifth Hall of Fame he will be a member of during his illustrious career. He is also a member of the Austin Peay State University, University of Tennessee at Martin and University of Miami athletic Hall of Fames. Hamilton received the 2015 Alumnus of Distinction award from Gaston (N.C.) College at its 50th Anniversary Gala on May 16, 2015.

Hamilton went to Miami from Oklahoma State where he spent four years rebuilding the Cowboys' program. He led them to consecutive appearances in the NIT, the first back-to-back postseason appearances for OSU since the 1953 and 1954 seasons. While at Oklahoma State, he recruited and coached former Florida State assistant coach Corey Williams who, as the head coach at Stetson, led the Hatters to the cusp of the NCAA Tournament in 2016.

Prior to his tenure at Oklahoma State, Hamilton was on the staff at the University of Kentucky where he spent 12 seasons with one of the top programs in the country. From 1974-80, he served as an assistant coach, and in 1980 he was honored by being named the first associate head coach in Kentucky basketball history. During his 12 seasons at Kentucky, the Wildcats registered a 296-83 (.781) record, won eight SEC regular season championships, two SEC tournament titles, went to three Final Fours and won the national title in 1978.

Hamilton's coaching career began at Austin Peay State University where he served as a graduate assistant from 1971-73 and then as a full-time assistant from 1973-74. The Governors won back-to-back Ohio Valley Championships in Hamilton's last two seasons at the school. Hamilton recruited and coached James "Fly" Williams, the 1974 conference Player of the Year and two-time all-conference selection. Williams was a two-time consensus All-American in 1973 and 1974, the only two-time All-American in school history. The Governors won the OVC Championship and played in the NCAA Tournament in 1973.

Hamilton's legacy extends across the nation as 12 of his former assistant coaches have moved on to become head coaches at the Division I level. Included on the list are Dennis Gates (Cleveland State), Corey Williams (Stetson), Tim Carter (South Carolina State), Andy Enfield (Southern California), Tony Sheals (Virginia Union), Mike Jaskulski (Cardinal St. Ignace University), Dwight Freeman (Norfolk State), Randy Lee (Tennessee Temple), Dickey Nutt (Southeast Missouri), John Phillips (Tulsa) and Bill Self (Kansas).

In 2016, he was the commencement speaker at Chipola College in Florida.

He earned his Bachelor's Degree in Physical Education from Tennessee-Martin in 1971 and received his Master's Degree in Physical and Health Education from Austin Peay State in 1973.

### LEONARD HAMILTON'S COACHING RECORD

#### COLLEGIATE COACHING RECORD

Year	School	Record	Winning Pct.	Postseason
1986-87	Oklahoma State	8-20	.286	
1987-88	Oklahoma State	14-16	.467	
1988-89	Oklahoma State	17-13	.567	NIT 2nd Round
1989-90	Oklahoma State	17-14	.548	NIT 2nd Round
1990-91	Miami	9-19	.321	
1991-92	Miami	8-24	.250	
1992-93	Miami	10-17	.370	
1993-94	Miami	7-20	.259	
1994-95	Miami	15-13	.536	NIT 1st Round
1995-96	Miami	15-13	.536	
1996-97	Miami	16-13	.552	NIT 1st Round
1997-98	Miami	18-10	.643	NCAA 1st Round
1998-99	Miami	23-7	.767	NCAA 2nd Round
1999-00	Miami	23-11	.676	NCAA Sweet 16
2002-03	Florida State	14-15	.483	
2003-04	Florida State	19-14	.576	NIT 2nd Round
2004-05	Florida State	12-19	.387	
2005-06	Florida State	20-10	.667	NIT 2nd Round
2006-07	Florida State	22-13	.629	NIT Quarterfinals
2007-08	Florida State	19-15	.559	NIT 1st Round
2008-09	Florida State	25-10	.714	NCAA First Round/ ACC Championship Game
2009-10	Florida State	22-10	.688	NCAA First Round
2010-11	Florida State	23-11	.676	NCAA Sweet 16
2011-12	Florida State	25-10	.714	NCAA 3rd Round ACC Champions
2012-13	Florida State	18-16	.529	NIT 1st Round
2013-14	Florida State	22-14	.611	NIT Semifinals
2014-15	Florida State	17-16	.515	
2015-16	Florida State	20-14	.588	NIT 2nd Round
2016-17	Florida State	26-9	.743	NCAA Second Round
2017-18	Florida State	23-12	.657	NCAA West Regional Finals
2018-19	Florida State	29-8	.784	NCAA West Regional Semifinals
<b>Totals</b>		<b>534-426</b>	<b>.556</b>	<b>21 Postseason Appearances</b>

#### APPEARANCES

At Oklahoma State	56-63	.471	2 Postseason Appearances
At Miami	144-147	.495	5 Postseason Appearances
At Florida State	334-216	.607	14 Postseason Appearances

#### PROFESSIONAL COACHING RECORD

2000-01 Washington Wizards (NBA)	19-63	.231	
----------------------------------	-------	------	--



# STAN JONES

## ASSOCIATE HEAD COACH



- **18th Season at Florida State**
- **Memphis, 1984**
- **Memphis, 1990**

Stan Jones, a member of the inaugural class of the College Basketball Assistant Coach Hall of Fame in 2019, is in his 18th season as Florida State's Associate Head Coach. He is a veteran of 24 years of high major college success, who is regarded as one of the nation's best all-around coaches, with a knack for the development of big men. The trusted Jones was Seminole Head Coach Leonard Hamilton's first hire when he took the job at Florida State on March 19, 2002.

Jones, who excels as a scout because of his incredible knowledge of the game of basketball, is one of the top in-game strategists in all of college basketball. His ability to prepare players and teams for games throughout his career has made him one of the most respected coaches in all of college basketball.

CoachStat.net named Jones as the top assistant coach in college basketball in 2019.

Said CoachStat.net on Jones' incredible success as an assistant coach: Stan Jones excels as a scout and is one of the top in-game strategists in all of college basketball. The veteran of twenty-three years, all at high major programs, has made assistant coaching a very lucrative career. The longest tenured coach in the ACC, of all coaches, is arguably the top assistant coach of any sport, any level, across the globe."

Not only has Jones helped Florida State's program become one of the most respected in all of college basketball, but he has helped more than 45 Seminoles become professional players.

With Jones on Florida State's bench in 2019, the Seminoles won a school-record 29 games, a school-record 13 ACC games, defeated six nationally ranked teams, advanced to the ACC Tournament championship game and to the Sweet 16 of the NCAA Tournament. Coupled with the Seminoles' appearance in the Elite Eight of the 2018 NCAA Tournament, the 2019 season marked the second time in school history the Seminoles had advanced to at least the Sweet 16 of the NCAA Tournament in consecutive seasons.

Jones has helped the Seminoles compile an impressive list of accomplishments including the 2012 ACC Championship, a school-record four consecutive NCAA Tournament appearances (2009-12), a school-record nine consecutive postseason appearances (2006-14), the first three appearances in the ACC Championship game in school history (2009, 2012 and 2019), 144 ACC victories and the first appearance in the Elite Eight of the NCAA Tournament (in 2018) for the Seminoles in a quarter of a century.

His drive and determination as both a recruiter and a coach are two of the main reasons why Florida State is the fourth-winningest program in the ACC since the start of the 2005-06 season. Since the 2009 season, Florida State is third in ACC Tournament championship game appearances and is one of only five teams to make multiple ACC tournament championship game appearances.

Jones, the longest tenured assistant coach in the ACC, helped direct the Seminoles to their first-ever ACC Championship (2012) and has been on the bench for more wins over the nation's No. 1 ranked team (three), more wins over nationally ranked teams (50) and more 20-win seasons (11) than any assistant coach in school history. In 2019, the Seminoles won a school-record 29 games, set the Florida State record with 13 ACC wins, finished in fourth place in the ACC standings and earned a No. 4 seed in the NCAA Tournament.

Jones is consistently recognized as one of the top assistant coaches in the nation and has worked tirelessly to help build the Seminoles into a consistent winner – into a program that is the fourth winningest in the ACC in the last 14 years. Jones has been on the bench for four of the Seminoles' top six-winningest seasons in school history and helped lead Florida State to 98 wins from 2016-19 – the winningest four-year period in Florida State history.

Jones has coached in seven of the last 11 NCAA Tournaments and helped the Seminoles to the Elite Eight of the 2018 NCAA Tournament and to the Sweet 16 of the 2011 and 2019 NCAA Tournaments. He helped guide Florida State to the first ACC Championship in school history in 2012 and to four straight NCAA Tournament appearances from 2009-12. The Seminoles have won more than twice as many ACC games in 17 years with Jones on the sideline (144) than they did in their first 11 years in the ACC (70) and he has helped the program increase its winning percentage in conference games by more than 10 percent.

Jones has systematically helped assemble, and then expertly coached, winning basketball players and teams to heights unmatched in the programs he has worked to build. He helped coach Miami to a regular season championship in the Big East in 2000 only six years after the Hurricanes went winless in Big East play. He helped coach Mississippi State to the SEC Tournament Championship in 2002 – a title that marked only the second tournament championship in school history. At Florida State, Jones helped the Seminoles win the ACC Tournament in 2012. Florida State's ACC Championship is the most significant title in Jones' career considering the Seminoles defeated two of the top four all-time winningest programs (Duke and North Carolina) in the semifinals and championship games of the event.

Jones has helped the Seminoles build a solid program by doing what he does as well as any coach in the country: recruit outstanding talent and develop those signees into NBA level players. A total of 14 Seminoles have become NBA Draft choices while two other players have earned roster spots as free agents during his tenure at Florida State.

His coaching philosophies have helped Florida State become one of the nation's top defensive teams and his ability to teach the game of basketball has transformed the Seminoles into one of the most fundamentally sound teams in the nation.



### FLORIDA STATE IN THE NCAA TOURNAMENT

Jones has helped Florida State advance to seven NCAA Tournaments including coaching the Seminoles to an appearance in the Elite Eight of the 2018 Tournament. The Seminoles played in a school-record four consecutive NCAA Tournaments (2009-12) after playing in the NCAA Tournament only four times in the 13 years prior to Jones' arrival in Tallahassee. The Seminoles have appeared in seven NCAA Tournaments in the last 11 years – the most NCAA appearances in any 11-year period in the history of the Florida State program. After winning 12 ACC regular season games and winning the 2012 ACC Championship, the Seminoles tied the school record by earning a No. 3 seed in the East Region in the NCAA Tournament. It had been 19 years since the Seminoles had earned a seed higher than No. 5 in the NCAA Tournament. Florida State was a No. 5 seed in the 2009 NCAA Tournament. The Seminoles tied the school record in both 2012 and 2017 as they earned a No. 3 seed in the 2017 NCAA Tournament. In 2018, the Seminoles tied the school record for wins in a single NCAA Tournament (three), wins over higher seeded teams in the NCAA Tournament (three) and defeated a No. 1 seed (Xavier) for the first time in school history in advancing to the Elite Eight for the first time in a quarter of a century. The Seminoles were a No. 4 seed and advanced to the Sweet 16 of the NCAA Tournament in 2019.

### JONES INDUCTED INTO HALL OF FAME

Jones was inducted into the Assistant Coaches Hall of Fame on May 7, 2019. He was inducted alongside 11 other assistant coaches from across the college basketball world in the inaugural Hall of Fame class presented by Worth Advisors and A Step Up, Inc. Jones has been one of the architects of the most successful era in the history of the Florida State Men's Basketball program with an NCAA Tournament Elite Eight appearance in 2018 and an NCAA Tournament Sweet 16 showing in 2019 included in three consecutive NCAA Tournament appearances.

### 2019 SEASON

Florida State won a school-record 29 games, a school-record 13 ACC games, defeated six nationally ranked teams, advanced to the ACC Tournament championship game and to the Sweet 16 of the NCAA Tournament during the 2018-19 season. Coupled with the Seminoles' appearance in the Elite Eight of the 2018 NCAA Tournament, the 2019 season marked the second time in school history the Seminoles had advanced to at least the Sweet 16 of the NCAA Tournament in consecutive seasons.

### 2018 SEASON

Florida State advanced to the Elite Eight of the NCAA Tournament for the first time since 1993 and for only the third time in school history during the 2017-18 season. The Seminoles finished with a 23-12 record, a 9-9 mark in ACC play, won the Jamaica Classic and played in the NCAA Tournament for the second consecutive season. Florida State was one of two ACC teams which advanced to the Elite Eight of the NCAA Tournament, defeated six nationally ranked teams and three teams seeded higher than them in the NCAA Tournament for the first time in school history.

### 2012 SEASON

Florida State won its first ever ACC Championship in 2012 as it swept through the ACC Tournament with wins over Miami in the quarterfinals, No. 2 seeded and No. 6 ranked Duke in the semifinals and No. 1 seeded and No. 4 ranked North Carolina in the Championship game. The Seminoles finished the 2012 season with a 25-10 overall record and a 12-4 mark in ACC play. Florida State earned the automatic bid to the NCAA Tournament as the ACC Champion and played in its school-record fourth consecutive NCAA Tournament where it advanced to the third round for the second consecutive season. The Seminoles defeated an ACC-high six ranked teams including both Duke and North Carolina twice and defeated each of the four Tobacco Road teams in the ACC (Duke, North Carolina, NC State and Wake Forest) in the same season for the first time since joining the ACC for the 1991-92 season.

### FLORIDA STATE AND THE NATIONAL POLLS

Florida State has become a fixture in the national rankings with Jones on the Seminoles' bench. The Seminoles were ranked No. 10 nationally in the final Associated Press poll of the 2018-19 season – tied for the highest final national ranking in school history. The Seminoles were ranked as high as No. 6 in the nation during the 2016-17 season and finished the year ranked No. 16 by the Associated Press and No. 24 in the USA Today Coaches poll. The Seminoles were ranked 18th in the final coaches' poll of the 2018 season after advancing to the Elite Eight of the NCAA Tournament.



## FLORIDA STATE VS. RANKED TEAMS

Florida State has defeated 50 nationally ranked teams during Jones's 17 years as the associate head coach of the program. Included in those 50 wins over ranked teams are six victories over nationally ranked Duke teams including two when the Blue Devils were ranked No. 1 in the country at the time (March 1, 2006, 79-74 and Jan. 12, 2011, 66-61). Florida State has defeated four top-five and six top-10 ranked Duke teams with Jones on Florida State's staff. Jones has also helped Florida State earn three of the programs' four all-time victories over the nation's No. 1 ranked team. The Seminoles defeated No. 2 ranked and National Champion Virginia to advance to the ACC Tournament Championship game in 2019. In addition, with two victories over nationally ranked Duke, North Carolina and Virginia teams in 2012, the Seminoles led the ACC with six victories over nationally ranked teams on the way to winning Florida State's first ever ACC Championship. The Seminoles defeated No. 11 ranked Virginia and No. 20 Notre Dame during the 2015-16 season – both teams advanced to the Elite Eight of the NCAA Tournament. Florida State tied the school record as it defeated seven nationally ranked teams during the 2016-17 season and have defeated 19 nationally ranked teams in the last three seasons entering the 2019-20 season.

## NATIONAL RECOGNITION

In 2019, Jones was earned the title as the top assistant coach in all of college basketball by CoachStat.net. Stan Jones "is arguably the top assistant coach of any sport, any level, across the globe," said the editors of CoachStat.net.

## CALLED AN IMPRESSIVE BASKETBALL MIND

Jones was recognized in 2015 by CoachStat.net as one of the top two "X's and O's" assistant coaches in the nation. Said the editors of the publication: Leonard Hamilton's right-hand man since his days at Miami, Stan Jones epitomizes the X&O coach on the staff. An impressive basketball mind."

## COLLEGE COACHES WITH EXTRAORDINARY PROMISE

Jones was praised for his high basketball IQ, success, incredible ability to coach players, the respect he has earned from each of the players he has coached during his career, his teaching ability and knowledge of how to implement strategy as a member of a select panel for Athletes in Action at the 2012 NCAA Final Four in New Orleans. Said ESPN.com Insider David Thorpe: "I consider Stan Jones the best "coach" that works as an assistant in the NCAA. He has been Leonard Hamilton's right-hand man when they turned around the program's at the University of Miami and now at Florida State. But unlike many assistant coaches, Jones had extensive experience and incredible success as a high school coach in Tennessee, winning multiple state titles while being considered one of the top-five prep coaches in the country. In addition to becoming a top recruiter, Jones is a big part of what Florida State does from a philosophical standpoint (like fronting the post at all times -- no other team does so) as well as being the loudest voice at every FSU practice. His command of the game and its nuances rival that of Roy Williams and Coach K ... both of whom incidentally lost to FSU a combined four times (in 2012)."

## AN IMPACT RECRUITER ACCORDING TO ESPN'S JAY BILAS

Jones was also praised for his recruiting and teaching abilities by expert analyst Jay Bilas of ESPN, who selected an outstanding group of five recruiters who have a huge impact in recruiting players and building programs. Said Bilas: "Jones is one of the most respected assistant coaches in basketball and is another basketball man who is not at all about being flashy. He is about teaching and coaching, and about giving back to the game and those who play it. There is a perception out there that the best recruiters are younger assistant coaches. Jones is clear evidence that is not always the case. He has been in the game forever, never misses an important detail and really does his homework. The results are clear. There is no way that Florida State would be as successful in identifying and securing talent without Jones. He is truly outstanding."

## HAILED AS A TOP ASSISTANT COACH IN 2014 BY SPORTS ILLUSTRATED

In 2014 Jones was on a short list of assistant coaches deemed ready for head coaching jobs as determined by Pete Thamel and Brian Hamilton of Sports Illustrated. He was characterized by two current Division I head coaches as "a guy ready for the leap who is detail-oriented and has helped rebuild after rebuild."

## ONE OF THE TOP 15 BEST ASSISTANT COACHES IN COLLEGE BASKETBALL

Jones was named as one of the top-15 assistant coaches in all of college basketball by Daniel O'Brien of the Bleacher Report in 2012. He is one of only three assistant coaches from the ACC named to the list. Said Daniels: "It's tough to give North Carolina and Duke a run for their money in the ACC, but with Stan Jones' help, the Florida State Seminoles have achieved that and more. During his tenure assisting Leonard Hamilton, Jones has guided the team toward the top of the conference. The Seminoles went from a cellar-dwelling squad eight years ago to ACC tournament champs in 2012. The program has seen a drastic improvement in recruiting during Jones' decade in Tallahassee, and he's been able to maximize almost every prospect's potential."

## POSTSEASON AND NBA DRAFT

In his 23 years as a coach at the collegiate level (all but one under Seminole head coach Leonard Hamilton), Jones has helped 19 different teams into postseason play, including nine into the NCAA tournament. He has also recruited and coached 19 different NBA Draft selections, including eight first round picks.

## DRAFT PICKS

With 14 NBA Draft selections in the last 17 years, including five first round selections, Jones has helped Florida State become one of the top collegiate producers of NBA talent since his arrival in 2002. The Seminoles are ranked third in the ACC among teams who have been in the ACC since the start of the 2002-03 season (Jones' first at Florida State) with their 14 NBA Draft picks. Florida State's six first round selections in the NBA Draft in the last 15 seasons is more than Florida State produced during the decade of the 1990's (four) and as many as were produced in the first 50 years of the program (six). Mfondu Kabengele, the ACC Sixth Man of the Year in 2019, was the 27th overall pick in the first round of the 2019 NBA Draft and began his professional career with the Los Angeles Clippers. Terance Mann was the 48th overall pick in the 2019 NBA Draft. Jonathan Isaac was the No. 6 overall pick in the 2017 NBA Draft by the Orlando Magic while Dwayne Bacon began his NBA career with the Charlotte Hornets in 2017 after he was the 40th overall pick in the 2017 NBA Draft. After leading Florida State to the 2012 ACC Championships, Bernard James was the 33rd overall selection in the 2012 NBA Draft. Chris Singleton was selected as the 18th overall selection in the 2011 NBA Draft and joined Al Thornton (14th overall selection in 2007) and Toney Douglas (29th overall selection in 2009). Singleton was a two-time ACC Defensive Player of the Year, Thornton was only the second NBA Draft Lottery selection in school history and Douglas was an All-ACC First Team selection as a senior. In the 2010 NBA Draft, Solomon Alabi and Ryan Reid became the first Seminole duo to be drafted in the same year since Doug Edwards and Sam Cassell were both chosen as first round selections in 1993. Tim Pickett, who earned All-America Honorable Mention and All-ACC First Team honors during his two-year career at Florida State, was a second round pick of the New Orleans Hornets in 2004, while Von Wafer was a second round pick of the Los Angeles Lakers in 2005. Alexander Johnson was an All-ACC pick and was selected in the second round of the 2006 NBA draft by the Indiana Pacers. With 12 draft selections since 2004, Florida State tied for fourth in the ACC for total draft selections. The Seminoles were one of only two ACC teams to have at least one player drafted each year from 2004-07, and in 2010 were one of two ACC teams (Georgia Tech) to have two players selected in the same draft.

## ASSISTANT COACHING POSITIONS

Year	School	Overall/Conference Record	Accomplishments
1995-96	Miami	15-13/8-10 Big East	Big East Tournament, Quarterfinals
1996-97	Miami	16-13/9-9 Big East	NIT, Big East Tournament, Quarterfinals
1997-98	Miami	18-10/11-7 Big East	NCAA South Region, First Round
1998-99	Miami	23-7/15-3 Big East	NCAA East Region, Second Round
1999-00	Miami	23-11/13-3 Big East	Big East Co-Champions NCAA South Region Semi-Finalist
2001-02	Mississippi State	27-8/10-6 SEC	SEC Champions NCAA Midwest Region, Second Round
2002-03	Florida State	14-15/4-12 ACC	ACC Tournament Quarterfinals
2003-04	Florida State	19-14/6-10 ACC	NIT Second Round
2004-05	Florida State	12-19/4-12 ACC	Defeated No.3-Ranked Wake Forest
2005-06	Florida State	20-10/9-7 ACC	NIT Second Round- Defeated No.1-Ranked Duke
2006-07	Florida State	22-13/7-9 ACC	NIT Quarterfinals-Defeated No. 3-Ranked Florida
2007-08	Florida State	19-15/7-9 ACC	NIT First Round- Defeated No. 24- ranked Florida
2008-09	Florida State	25-10/10-6 ACC	NCAA Tournament ACC Tournament Championship Game Defeated Four Ranked Teams
2009-10	Florida State	22-10/10-6 ACC	NCAA East Regional, First Round
2010-11	Florida State	23-11/11-5 ACC	NCAA Southwest Regional Sweet 16
2011-12	Florida State	25-10/12-4 ACC	NCAA Tournament East Region, Third Round ACC Champions
2012-13	Florida State	18-16/9-9 ACC	NIT First Round
2013-14	Florida State	22-14/9-9 ACC	NIT Semifinals
2014-15	Florida State	17-16/8-10 ACC	Defeated No. 23 Miami (Fla.)
2015-16	Florida State	20-14/8-10 ACC	NIT Second Round
2016-17	Florida State	26-9/12-6 ACC	NCAA Tournament, 2nd Round
2017-18	Florida State	23-12/9-9 ACC	NCAA Tournament, West Regional Finals
2018-19	Florida State	29-8/13-5 ACC	NCAA West Regional Semifinals

## MFONDU KABENGLE PICKED IN THE FIRST ROUND OF THE 2019 NBA DRAFT

Jones mentored and coached Mfondu Kabengele from a player redshirted by the Seminoles in 2017 to him becoming the 27th overall selection in the 2019 NBA Draft. It was Jones, who specializes in coaching the Seminoles' post players, who drilled and tutored Kabengele during his redshirt season through his redshirt sophomore season to become a first round NBA draft pick. Kabengele led the Seminoles in scoring and was named the ACC's Sixth Man of the Year, despite not starting a game as a redshirt sophomore. After not playing as a redshirt, Kabengele developed into one of the most skilled player in the ACC as one of Seminoles' hardest working players.

## BERNARD JAMES - FROM THE AIR FORCE TO THE NBA

Jones took particular pride in his coaching success when Florida State's Bernard James was selected with the 33rd overall selection in the 2012 NBA Draft. Jones was a driving force behind the incredible all-around improvement of James who did not play high school basketball and served three tours of duty in Afghanistan and Qatar in the United States Air Force. James came to Florida State with two years of junior college basketball experience under his belt and left for the NBA after earning All-ACC, All-ACC Tournament and ACC All-Defensive Team honors in becoming the face of the Seminole program for two years. James closed his career ranked in the top-five for blocked shots and field goal shooting percentage despite playing only two years as a Seminole.

## FIRST ROUND NBA DRAFT PICKS IN 2016 AND 2017

Jonathan Isaac (No. 6 overall pick by the Orlando Magic in 2017) and Malik Beasley (No. 19 overall pick by the Denver Nuggets in 2016) were both selected in the first round of the last two NBA Drafts. Isaac became the third Draft Lottery selection following his freshman All-American season in 2017 while Beasley was the fourth Seminole player picked in the first round during the Jones era at Florida State following his freshman All-American season in 2016.

## SUCCESS AT MISSISSIPPI STATE

Jones helped lead Mississippi State to a school-best No. 3 seed in the 2002 NCAA tournament. The Bulldogs captured the school's second SEC tournament championship with victories over No. 11-ranked Florida and No. 8-ranked Alabama in the title game of the SEC Tournament. Mississippi State also recorded the school record for most wins in a single season with 27 in his only season in Starkville.

## IN THE NBA WITH THE WASHINGTON WIZARDS

Jones was an assistant coach to Leonard Hamilton with the Washington Wizards in 2001.

## MIAMI

Jones began his collegiate assistant coaching career at Miami under Hamilton in 1996. During his career at Miami, he helped guide the Hurricanes to a 95-54 record for a .638 winning percentage and three NCAA Tournament appearances. The 95 wins (19.0 wins per season) were the most in a five-year period for the program since the 1959 through 1964 seasons. Miami won 23 games in both 1999 and 2000 to mark only the third time in program history (and first time since 1964) that the program had won at least 20 games in consecutive seasons.

## MIAMI POSTSEASON

In his final four seasons at Miami, Jones helped guide the Hurricanes to four postseason tournament appearances, a regular season Big East championship and the school's first ever NCAA Tournament "Sweet 16" appearance in 2000. Miami won a then-school record 23 games in 1999 on its way to the school's first ever top-10 national ranking. The Hurricanes were ranked No. 10 in the season ending Associated Press poll in 1999.

## INCREDIBLE HEAD COACHING SUCCESS

Jones won four association championships and had a winning percentage of nearly 80 percent as the head coach at First Christian Academy in Memphis (1981-90) and at Jackson Academy in Mississippi (1990-95). He won two association championships at First Christian and two at Jackson Academy while earning Coach of the Year Honors twice in Mississippi (state Coach of the Year) and three times in Tennessee (district Coach of the Year). Jones won a total of eight district championships (five at First Christian and three at Jackson Academy) and was the head coach of the state of Mississippi All-Star team in 1989 and the head coach of the state of Mississippi All-Star team in 1994. He amassed a head coaching record of 353-91 for a .795 winning percentage.

## PERSONAL

The 59-year-old Jones is married to the former Olga Campos. The couple has a daughter, Shannon (37) (son-in-law Kass Bottini), and a son, Adam (35). Shannon and Kass welcomed the family's first grandchild, Kaleb (10), into the world right after the Seminoles' run in the ACC Tournament championship game and the NCAA Tournament in March of 2009, his second grandchild, Jacob (eight), just after the Final Four in 2011 and his third, Daniel (five), during the summer recruiting period in 2014.



# CHARLTON YOUNG

## ASSISTANT COACH



- **Seventh Season at Florida State**
- **Georgia Southern, 1994**

Charlton "CY" Young is in his seventh season as an assistant coach on Leonard Hamilton's staff at Florida State. He became a member of Hamilton's staff on June 4, 2013.

Considered to be one of the superstar coaches in college basketball, Young's career at Florida State has risen simultaneously with the Seminoles' national profile. His coaching knowledge and incredible ability to teach the game has helped transform Florida State into one of the most dynamic teams in all of college basketball. Through his first six seasons in Tallahassee, the Seminoles are one of the nation's most disciplined teams – both offensively and defensively – in the nation. Florida State annually ranks among the nation's top offensive and defensive teams in all of college basketball.

Young is in his 24th season as a coach at the collegiate level during the 2018-19 season. He was a successful head coach at Georgia Southern (2010-13) where he helped the Eagles become one of the top programs in the Southern Conference.

Young has been an assistant coach in seven different conferences including the ACC and the SEC.

In his first six seasons at Florida State, Young has played a major role in helping the Seminoles win 139 games (an average of 23.2 games a season), 59 ACC games (an average of 9.8 conference wins per season), and play in five postseason tournaments including the 2017, 2018 and 2019 NCAA Tournaments.

In 2019, he helped Florida State to a school-record 29 overall wins, a school-record 13 ACC wins, six wins over nationally ranked teams, the third appearance in school history in the ACC Tournament championship game and to a second consecutive appearance in the Sweet 16 of the NCAA Tournament. Coupled with the Seminoles' appearance in the Elite Eight of the 2018 NCAA Tournament, the 2019 season marked only the second time in school history that Florida State had advanced to at least the Sweet 16 of the NCAA Tournament in consecutive seasons.

Young's coaching talents were illustrated during the 2018 season as Florida State advanced to the Elite Eight of the NCAA Tournament for the first time since 1993, and for only the third time in school history. The Seminoles finished with a 23-12 record, a 9-9 mark in ACC play, won the Jamaica Classic and played in the NCAA Tournament for the second consecutive season and for the sixth time in the last 10 years. Florida State was one of two ACC teams which advanced to the Elite Eight of the NCAA Tournament, defeated a near school-record six nationally ranked teams and three teams seeded higher than them in the NCAA Tournament for the first time in school history.

In 2017, the Seminoles won 26 games and 12 ACC games, finished in a school record-tying second place in the ACC standings, advanced to the semifinals of the ACC Tournament for only the fourth time in school history and earned a school record-tying No. 3 seed in the NCAA Tournament.

Young's work as a player development coach lifted Florida State to a 26-9 overall record and a 12-6 record in the ACC in 2016-17. The Seminoles played in the NCAA Tournament, defeated a school record-tying seven ranked teams and were ranked as high as No. 6 nationally. The team set the school record with 24 regular season wins and won 12 conference games for just the second time in school history.

In the last three seasons, Florida State's offensive numbers have been among the best in the history of the program. The Seminoles have averaged 79.0 points scored per game in the last two seasons and are one of only two teams in the ACC to rank in the top three in scoring offense in the last three seasons. Defensively, the team averaged 7.1 steals per game (second in the ACC), 5.2 blocked shots (third in the ACC) and allowed only 72.4 points scored per game during the 2017 and 2018 seasons. Florida State averaged 80 or more points scored two of the last three seasons.

During the 2017 season, Young coached Florida State during its incredible early ACC season run that saw the Seminoles win five of six consecutive games against nationally ranked teams. The Seminoles played and defeated No. 11 Virginia (60-58, Dec. 31), No. 21 Virginia Tech (93-78, Jan. 7), No. 7 Duke (88-72, Jan. 10), No. 15 Notre Dame (83-80, Jan. 15) and No. 12 Louisville (73-68, Jan. 21) in one of the greatest six-game spans in school and ACC history. Florida State's 5-1 record during this six-game stretch is the best in league history by any ACC team against six consecutive nationally ranked teams.

Young specifically worked with Seminole point guard Xavier Rathan-Mayes, who finished third in the ACC in assist:turnover ratio (2.6:1) and was named to the All-ACC Defensive Team in 2017. Rathan-Mayes was signed as a free agent by the New York Knicks following the 2016-17 season and made his NBA debut with the Memphis Grizzlies on March 5, 2018.

Young's ability to identify and successfully recruit the nation's top talent to Florida State is another significant factor why the Seminoles are in the national picture and contenders for the ACC Championship every year. He is a top-notch recruiter, as well as a coach, who can teach and coach the game as it is played by today's superstar athletes. Young annually makes Florida State a big player for top-level recruits and his closing ability has helped the Seminoles land top-10 recruiting classes in each of his first four seasons in Tallahassee. Young has helped recruit three of the most powerful classes in school history including the Seminoles' 2015 class which was ranked as the third best class in the nation.

Young's recruiting successes in the last four seasons have enabled the Seminoles to chart a course for long-term winning in Tallahassee. The caliber of each player currently on Florida State's roster, and those who have pledged to become Seminoles, will continue to help the program flourish now and into the future as it becomes one of the top programs in college basketball.



During his first six seasons at Florida State, he helped coach the Seminoles to the Elite Eight of the NCAA Tournament (2018), the Sweet 16 of the NCAA Tournament (2017), has coached three NBA first round Draft selections (Malik Beasley in 2016, Jonathan Isaac in 2017 and Mfondu Kabengele in 2019), eight All-ACC selections, three All-ACC Freshman team selections and helped Florida State cement itself as the fourth winningest program in the ACC in the last 14 seasons.

Young was instrumental in the recruitment and development of talented forward Dwayne Bacon. Bacon emerged as one of the top players in all of college basketball during his two-year career at Florida State. He led the Seminoles in scoring in both of his two seasons in Tallahassee, earned Freshman All-American and All-ACC Second Team honors, and led the Seminoles to the 2017 NCAA Tournament. Bacon was part of the season-long rotation for the Charlotte Hornets during his first season in the NBA.

Young tutored and mentored Terance Mann during his four-year career as one of the top players in the history of the Seminole program. Mann graduated from Florida State as a member of the winningest senior class in school history and was the 48th overall selection in the 2019 NBA Draft by the Los Angeles Clippers.

As a coach and a player at the highest levels of college basketball during his career, Young has developed a shining reputation as an outstanding person in the coaching profession. He has crafted his reputation through hard work, a stellar eye for talent and the incredible ability to help each player he coaches become the best they can be at everything they want to accomplish – both on and off of the basketball court. As a player, he was an all-conference performer who played professionally. As a coach, he has made it his mission to help the players he coaches achieve the same lofty goals.

Prior to his arrival in Tallahassee, Young spent four seasons as the head coach at his alma mater, Georgia Southern. Under his leadership, the Eagles won 15 games during the 2012 season – more wins than it had earned in any of the five previous seasons and won 29 games in his final two seasons. He led the Eagles to success in the Southern Conference as they won 12 conference games during the 2011-12 season to tie the school record for Southern Conference wins in a single season. Young coached five players who earned All-Southern Conference honors including two (Willie Powers in 2010 and Eric Ferguson in 2012) who earned all-conference first team honors.

A 1994 graduate of Georgia Southern, Young led the Eagles to the 1992 Trans America Athletic Conference Championship – only the third conference championship in school history. The Eagles made the third NCAA Tournament appearance in school history in 1992 playing Oklahoma State at the Omni in Atlanta, Ga.

### HEAD COACHING EXPERIENCE

Young was the head coach at his alma mater, Georgia Southern, from 2010-13 where he led the Eagles to the same success as their head coach as he did as a star player at the school from 1990-93. The Eagles were collectively and individually successful during his four seasons as the head coach at the Statesboro, Ga., school. He led the Eagles to a second place finish in the Southern Conference standings in 2012 as the team earned the second-best turnaround in league history. For his efforts, he was honored as the Southern Conference Coach of the Year by multiple publications (including [rushthecourt.net](http://rushthecourt.net)) and was a finalist for the Ben Jobe Award which is presented annually to the top Division I minority head coach. Young coached five All-Southern Conference selections including Willie Powers (all-conference third team in 2010) and Eric Ferguson (all-conference first team in 2013, all-conference first-team and All-Southern Conference Tournament team in 2012 and the All-Freshman team in 2011). The selections of Powers and Ferguson to the all-conference team in 2013 marked the first time since 2007 that multiple Georgia Southern players had earned all-conference accolades in the same season. In 2013, he coached the Eagles to a victory over Virginia Tech for the first win in program history over a team from the ACC.

### CONSISTENTLY RECOGNIZED AS A RESPECTED RECRUITER

Young has been recognized throughout his career as one of the nation's best evaluators of talent. He was named one of the nation's top recruiters by InsiderHoops.com in 2002 and recognized again for his ability to evaluate and recruit talent as one of the nation's top-25 assistant coaches by Rivals.com in 2007.



## ONE OF THE NATION'S TOP RECRUITERS

Young's recruiting roots run deep and his list of recruiting success has run long throughout his career on the Division I level. The Seminoles' recruiting class in 2015 (his first full class at Florida State) was ranked third nationally by 247sports.com and included Malik Beasley, a first round pick of the Denver Nuggets in the 2016 NBA Draft. His 2016 class at Florida State included one of the top ranked high school players in school history in Jonathan Isaac, the No. 6 overall selection in the 2017 NBA Draft by the Orlando Magic and the Seminoles' current starting point guard, Trent Forrest. The Seminoles' 2016 recruiting class was ranked No. 4 nationally. His first recruiting class at Auburn (2001) was ranked as the nation's third best by ESPN.com. His 2010 recruiting class (his first full class at Georgia Southern) was ranked as the sixth best nationally and the best in the Southern Conference and among mid-majors by ESPN.com. His first class at Georgia Tech (2006) was ranked as the nation's seventh best by Dave Telep of Scout.com and his only recruiting class at Northeastern (2000) is still considered to be the best in school history.

## RECRUITING SUCCESS

While an assistant at Georgia Tech, Young recruited and signed Derrick Favors – the nation's No. 1 recruit. Favors was the No. 3 overall selection by the New Jersey Nets in the 2010 NBA Draft and currently plays for the Utah Jazz. In his only season at Georgia Tech, Favors was named to the ACC All-Freshman Team as he averaged 12.4 points, 8.4 rebounds and shot .611 from the field. Young also recruited Iman Shumpert (a current member of the Sacramento Kings who played for the Cleveland Cavaliers in the 2015 and 2016 NBA Finals) to the Atlanta-based ACC school. Shumpert was a member of the Cavaliers 2016 NBA World Championship team. Young also helped recruit Thaddeus Young (the 12th overall pick of the 2007 NBA Draft by the Philadelphia 76ers) and Javaris Crittenton (the 19th overall selection in the 2007 NBA Draft by the Los Angeles Lakers) to Georgia Tech while he was an assistant with the Yellow Jackets. Young is currently a member of the Indiana Pacers. He recruited 5-star guard and McDonald's All-American Dwayne Bacon to Florida State in 2015. Bacon was the only 5-star player to sign at an ACC school other than Duke for the 2015-16 season. Bacon earned ACC All-Freshman team honors and was named the ACC Rookie of the Week a school-record five times in his first season as a Seminole. Young was with Bacon at the Barclays Center when he was selected in the second round of the 2017 NBA Draft. He recruited Malik Beasley to play at Florida State. Beasley, the first one-and-done player in school history, was selected in the first round of the 2016 NBA Draft and is in his third season as member of the Denver Nuggets. Young recruited and coached Terance Mann for four seasons at Florida State – Mann was the second round pick of the Los Angeles Clippers in the 2019 NBA Draft.

## FLORIDA STATE CONNECTION

Young was an assistant coach at Jacksonville (1997-99) under Head Coach Hugh Durham, a Hall of Fame coach in Florida State basketball history. With Young on the staff, the Dolphins improved their overall and conference win totals in both years he worked with the legendary Florida State Hall of Fame member who took the Seminoles to the championship game of the 1972 NCAA Tournament against basketball legend John Wooden and UCLA.

## NATIVE FLORIDIAN

Young is a native of Miami, Fla., where he began to make a name for himself at Carol City High School. He led the Chiefs to a state championship as a junior and earned a nomination for the prestigious McDonald's All-American team as a senior. Young was part of the Carol City teams that earned a 66-7 record (.904 winning percentage) during his junior and senior seasons.

## ASSISTANT COACH AT GEORGIA TECH

In four years as an assistant coach under Paul Hewitt at Georgia Tech (2006-09) he helped coach the Yellow Jackets into the NCAA Tournament in 2007 and to seven victories over ranked teams. Included in the Jackets' victories over ranked teams were wins over No. 4 ranked Wake Forest on January 31, 2009, No. 8 North Carolina on March 1, 2007 and No. 11 Duke on January 10, 2007. During his career at Georgia Tech, he helped develop the careers of eight players who have or who are playing in the NBA including first round draft choices Thaddeus Young, Derrick Favors, Iman Shumpert and second round picks Gani Lawal and Glen Rice, Jr.

## ASSOCIATE HEAD COACH AT TENNESSEE CHATTANOOGA

Young was the Associate Head Coach at the University of Tennessee Chattanooga during the 2004-05 season where he earned success as a coach on the collegiate level. The Mocs won the North Division championship of the Southern Conference, won the Southern Conference Championship and played in the schools' first NCAA Tournament since 1997 in his only season at Chattanooga in 2005.

## HELPED BUILD A WINNER AT AUBURN

Young helped build Auburn into one of the top programs in the SEC during two different and very successful stretches with the Tigers (1994-97 and 2000-04). During his time at Auburn, he helped recruit Chris Porter and Marquis Daniels to the Plains. Porter was a second round pick of the Golden State Warriors in 2000 while Daniels was signed as a free agent by the Dallas Mavericks in 2003. Porter led Auburn to the Sweet 16 of the NCAA Tournament in 2000 while Daniels led the Tigers to the Sweet 16 of the NCAA Tournament in 2003.

## ASSISTANT COACHING POSITIONS

Year	School	Overall/Conference Record	Accomplishments
1996-97	Auburn	16-15/6-10 SEC	UAB Holiday Hoopfest Champions
1997-98	Jacksonville	8-19/6-12 Sun Belt	Helped improve overall and conference win total by 20%
1998-99	Jacksonville	12-15/7-9 Atlantic Sun	Helped increase the overall wins by 38%
1999-00	Northeastern	7-21/5-13 America East	Highest ranked recruiting class in school history
2000-01	Auburn	18-17/7-9 SEC	NIT Second Round
2001-02	Auburn	12-16/4-12 SEC	Wins over nationally ranked Alabama and Georgia teams
2002-03	Auburn	22-16/8-8 SEC	NCAA Tournament Sweet 16
2003-04	Auburn	14-14/5-11 SEC	Win over ranked LSU Team
2004-05	Tennessee Chattanooga		20-11/10-6 Southern Conference NCAA Tournament First Round Southern Conference Champions
2005-06	Georgia Tech	11-17/4-12 ACC	Wins over ranked Boston College and NC State teams
2006-07	Georgia Tech	20-12/8-8 ACC	NCAA Tournament First Round
2007-08	Georgia Tech	15-17/7-9 ACC	Win over ranked Clemson team
2008-09	Georgia Tech	12-19/2-14 ACC	Wins over two ranked teams including No. 6 Wake Forest
2013-14	Florida State	22-14/9-9 ACC	NIT Semifinals
2014-15	Florida State	17-16/8-10 ACC	Win over No. 23 Miami (Fla.)
2015-16	Florida State	20-14/8-10 ACC	NIT Second Round
2016-17	Florida State	26-9/12-6 ACC	NCAA 2nd Round
2017-18	Florida State	23-12/9-9 ACC	NCAA West Regional Finals
2018-19	Florida State	29-9/13-5 ACC	NCAA Tournament West Regional Semifinals

## HEAD COACHING POSITIONS

Year	School	Overall/Conference Record	Accomplishments
2009-10	Georgia Southern	9-23/6-12 Southern Conference	Recognized collectively by ESPN for the best recruiting class in the Southern Conference
2010-11	Georgia Southern	5-27/1-17 Southern Conference	Coached and helped develop Eric Ferguson to an honor of All-Freshman team
2011-12	Georgia Southern	15-15/12-6 Southern Conference	Southern Conference Coach of the Year
2012-13	Georgia Southern	14-19/7-11 Southern Conference	Led the Eagles to a victory over Virginia Tech marking the first win over an ACC team in school history

## YOUNG AT NORTHEASTERN

Young was an assistant coach at Northeastern for one season (2000) where he worked with Marcus Blossom, one of the top 10 scorers in school history. Blossom earned all-conference honors in the America East during Young's only season with the Huskies. He is currently the Director of Athletics the College of the Holy Cross.

## RECORD HOLDER AT GEORGIA SOUTHERN

One of the greatest players in Georgia Southern history, Young is one of only 14 players in school history to score more than 1,500 career points (13th, 1,517 career points) and still has his name etched prominently in the Georgia Southern record book. One of the greatest shooters in school history, Young is still the school's career leader in 3-point field goal shooting percentage (.409), is ranked fifth in in career free throw shooting percentage (.781) and shot nearly .460 from the field during his four-year varsity letter winning career. More than 25 years after his playing career ended in 1993, Young is still ranked in the top-10 for career assists (second, 530), career 3-point field goals made (fifth, 241), career 3-point field goals attempted (seventh, 589), career steals (eighth, 162), and career field goals made (tied for 12th, 533). He led the Eagles with a career high 17.1 points per game scoring average as a senior in 1993, led the team in 3-point field goals made three times (1991, 1992 and 1993) and led the team in assists each of his four seasons as the Eagles' starting point guard. Young was Georgia Southern's leader in points scored (479), points per game (17.1 ppg), 3-point field goals made (93), 3-point field goals attempted (225), 3-point field goal percentage (.413), free throw percentage (.754), steals (52) and assists (143) during his senior season (1992-93).

## HONORS AS A PLAYER

Young was a three-time all-conference selection at the point guard position in two different leagues during his four years on the varsity at Georgia Southern (1990-93). He earned all-conference second team honors in the Trans America Athletic Conference in 1991 and 1992 and all-conference first team honors in the Southern Conference during his senior season in 1993. Young was named the Most Valuable Player of the TAAC Tournament in 1992 as he led the Eagles to one of three conference championships in school history. He is one of only two players in school history to earn conference tournament MVP honors. The Eagles' victory over Georgia State in the 1992 TAAC Tournament propelled Georgia Southern into the NCAA Division I Men's Basketball Tournament for only the third time in school history. Young was recognized as a Basketball Legend by the Southern Conference during the Southern Conference Tournament in 1995.

## GEORGIA SOUTHERN ATHLETICS HALL OF FAME

Young is one of 29 players in school history who has been inducted into the Athletics Hall of Fame at Georgia Southern. He was inducted into the school's Athletics Hall of Fame in 2008.

## PROFESSIONAL CAREER

Young played professionally in France in 1994 before returning to Georgia Southern to earn his degree in broadcasting.

## PERSONAL

Young, 48, and his wife, Carolyn, have four children: daughters Ariel and Audia, and sons Isaiah and Nehemiah. Carolyn is a two-time Kodak All-American selection who led Auburn to a pair of Final Four appearances during her career. At Auburn she was named the SEC Player of the Year in 1991 and played for the Portland Fire of the WNBA. She was a member of the 1992 United States Olympic National Team that won the Bronze Medal at the 1992 Barcelona Olympics. Ariel is currently a sophomore member of the women's basketball team at the University of Michigan.





# STEVE SMITH

## ASSISTANT COACH



- **First Season at Florida State**
- **Trinity College, 2002**

Steve Smith, who helped coach Clemson to the Sweet 16 of the 2018 NCAA Tournament, is in his first season at Florida State. He was named to Head Coach Leonard Hamilton's staff on August 7, 2019.

During his six seasons at Clemson, Smith recruited and coached three of the Tigers' top players in two-time All-ACC selection Jaron Blossomgame, 2014 ACC Defensive Player of the Year K.J. McDaniels and Donte Grantham, who led Clemson to a 16-3 record to begin the 2017-18 season before suffering a season-ending knee injury.

During his seven seasons at Clemson, Smith helped lead the Tigers to five postseason appearances, including the Sweet 16 of the 2018 NCAA Tournament and the Semifinals of the 2014 NIT. The Tigers won 25 games in 2018, 23 in 2014 and won at least 10 ACC games in 2014, 2016 and 2018. Clemson finished tied for third in the ACC standings during the 2018 season when they defeated four nationally ranked teams including Auburn (by an 84-53 margin) to advance to the Sweet 16 of the NCAA Tournament for only the fourth time in school history.

Smith was an assistant coach at Clemson during one of the best seven-year periods in the history of the Clemson program. The Tigers averaged 18.7 wins and won six postseason games with Smith on the bench. The Tigers' 25 wins during the 2018 season marked just the third time Clemson had won 25 games in the history of the program. In 2018 Clemson won a school record 11 ACC games, including victories over No. 17 ranked North Carolina and No. 22 Florida. Clemson was defeated in the NCAA Tournament by No. 1 seeded Kansas, 80-76, as they fell just four points shy of only the second Elite Eight appearance in school history.

The Varnville, S.C. native, was a successful coach at both Georgia Southern and USC Upstate before coaching Clemson to new heights.

During the 2011-12 season, Smith helped Georgia Southern to a 15-15 overall record and a 12-6 mark in the Southern Conference. Smith helped orchestrate an 11-win improvement from the previous season -- the second-largest single-season turnaround in Southern Conference history. While in Statesboro, Smith helped coach Eric Ferguson to first-team All-Southern Conference honors and to the All-Freshman Team. He also coached Willie Powers III to all-conference first team honors in 2010 and all-conference third team honors in 2011.

Smith was an assistant at USC Upstate in Spartanburg, S.C., from 2002-09. He was Eddie Payne's top assistant from 2005-09 during the program's transition into the Division I level. Smith helped the Spartans to two straight NCAA Tournament appearances at the Division II level in 2005 and 2006. In 2005, USC Upstate went 24-8 and earned a share of the regular season championship in the Peach Belt Conference. The Spartans were 20-10 and won the PBC Tournament to again advance to the national tournament in 2005. USC Upstate moved into Division I and the Atlantic Sun Conference in 2007 for Smith's final two years on staff.

Smith and his wife, Fran, have three children: daughters Tayler and Karsyn, and a son, Jordan.

### SPECTACULAR 2018 SEASON AT CLEMSON

Clemson advanced to the Sweet 16 of the 2018 NCAA Tournament. It marked the first time since the 1997 season that Clemson had advanced to the Sweet 16. The Tigers tied the school record for overall wins with 25 and established a school record with 11 ACC wins. It marked only the third time in Clemson history the program had won at least 25 games and it was only the fourth time in school history the Tigers had won 10 or more ACC games in a single season. The Tigers' tied for third place finish in the ACC standings marked just the second time since the 1990 season that Clemson finished in third place or better in the ACC standings. Clemson earned four victories over nationally ranked teams: 71-69 over No. 22 Florida, 72-63 over No. 18 Miami, 82-78 over No. 19 North Carolina and 84-53 over No. 21 Auburn in the NCAA Tournament.



### NIT SEMIFINALS IN 2014

Smith helped Clemson advance to the semifinals of the 2014 NIT where the Tigers in the famed Madison Square Garden in New York. In advancing to the NIT Semifinals for the second time in school history, the Tigers defeated Georgia State, Illinois and Belmont before falling to SMU in the national semifinals. It marked the fourth time in school history the Tigers had won at least three postseason games in the same season. The Tigers won a school record four games in advancing to the 1999 NIT Championship game. Clemson won three NCAA Tournament games in advancing to the Elite Eight in 1980 and won three games in advancing to the NIT semifinals in 2007.

### COACHING IN THE NCAA TOURNAMENT

Smith helped lead Clemson into the 2018 NCAA Tournament where it advanced to the Sweet 16 for just the fourth time in school history. The Tigers defeated New Mexico State (79-68) in the first round for Clemson's first win the NCAA Tournament since 2011. Clemson defeated Auburn by an 84-53 margin to advance to the Sweet 16 for the first time since 1997 where it lost to No. 1 seeded Kansas, 80-76. Smith also coached USC Upstate into the NCAA Division II Tournament in 2005 and 2006. The Spartans advanced to the regional semifinals in 2005 and into the regional quarterfinals in 2006.



## A RESPECTED RECRUITER

Smith has long been recognized as one of the top recruiters in college basketball. Included among the players he helped recruit to Clemson are two-time All-ACC forward and 2016 ACC Most Improved Player Jaron Blossomgame, Second-Team All-ACC selection in 2018 Marquise Reed, 2018 Honorable Mention All-ACC selection Gabe DeVoe, 2018 All-ACC Defensive pick Elijah Thomas and 2018 All-ACC Tournament second team pick Shelton Mitchell. He was also instrumental in the development of All-ACC First-Team selection K.J. McDaniels and All-ACC Third-team pick Devin Booker in 2013.

## SUCCESS AT GEORGIA SOUTHERN

Smith coached at Georgia Southern for three seasons under current Seminole assistant coach Charlton "CY" Young. In Statesboro, Smith was part of a coaching staff charged with leading a program in the midst of a two-year probationary period due to NCAA sanctions stemming from the previous staff. In 2011-12, Smith helped orchestrate an 11-win improvement in the regular season of the Southern Conference, the second-largest single-season turnaround in the conference's history. In 2011-12, the Eagles went 15-15 overall, 12-6 in the Southern Conference. Smith coached Eric Ferguson to First-Team All-Southern Conference honors, one year after he was named to the All-Freshman Team. He also coached Willie Powers III, a First-Team All-Southern Conference selection in 2010 and Third-Team All-Southern Conference pick in 2011.

## HELPED TRANSITION TO DIVISION I AT USC UPSTATE

Smith was an assistant coach at USC Upstate from 2002-2009. During Smith's tenure as an assistant coach with USC Upstate, the Spartans won two Peach Belt Conference championships and helped lead the team to two NCAA Division II Tournament appearances, advancing to the second round in 2005. Smith coached three players, Kevin Harrington, Jay Free and Luke Payne, who finished their careers with more than 1,000 points scored as well as C.J. Paul, who played from 2002-2004 and ranks in the top 10 for career marks in three-point field goal percentage, free throw percentage, steals and assists. Paul is the older brother of Oklahoma City Thunder and former Wake Forest star Chris Paul. In 2008-2009, senior Bobby Davis finished his career with 738 points and 501 rebounds in his two years with the Spartans. Smith helped the USC Upstate Department of Athletics transition into Division I and the Atlantic Sun Conference for the 2006-07 academic year.

## PLAYING CAREER

Smith began his collegiate playing career at Morgan State (1991-94) where he played two seasons before enlisting in the United States Army where he served various assignments from 1994-2000 at Ft. Gordon (Ga.), Ft. Hood (Texas) and Ft. Meade (Maryland). While in the Army, he specialized in computers, gaining invaluable training in that discipline. When a Commanding Officer saw Smith playing a pick-up game on base, he was later selected to participate as a member of the All-Army basketball team. As a member of the All-Army Basketball Team, he traveled the country playing exhibition games.

## ASSISTANT COACHING POSITIONS

Year	School	Overall/Conference Record	Accomplishments
2002-03	USC Upstate	18-11/11-8 (PBC)	Kevin Harrington, First-Team All-Peach Belt Conference Honors
2003-04	USC Upstate	14-14/7-9 (PBC)	Kevin Harrington, Second-Team All-Peach Belt Conference Honors
2004-05	USC Upstate	24-8/13-3 (PBC)	NCAA Second Round Peach Belt Regular Season Champions
2005-06	USC Upstate	20-10/12-8 (PBC)	NCAA First Round Peach Belt Tournament Champions
2006-07	USC Upstate	17-11/9-7 (ASC)	First Division I Victory over SMU
2007-08	USC Upstate	7-23/5-11 (ASC)	First Atlantic Sun Victory over Gardner-Webb
2008-09	USC Upstate	9-21/8-12 (ASC)	Bobby Davis earns Second-Team All-Atlantic Sun Honors
2009-10	Georgia Southern	9-23/6-12	Recognized with the best recruiting class in the Atlantic Sun
2010-11	Georgia Southern	5-27/1-17	Eric Ferguson named to Atlantic Sun Freshman of the Year
2011-12	Georgia Southern	15-15/12-6	Second largest turnaround in conference history
2012-13	Clemson	13-18/5-13 (ACC)	Devin Booker earns All-ACC Third Team Honors
2013-14	Clemson	23-13/10-8 (ACC)	NIT Semifinals
2014-15	Clemson	16-15/8-10 (ACC)	Defeated No. 18 Arkansas
2015-16	Clemson	17-14/10-8 (ACC)	Defeated No. 16 Louisville, No. 9 Duke, No. 8 Miami
2016-17	Clemson	17-16/6-12 (ACC)	NIT First Round
2017-18	Clemson	25-10/11-7 (ACC)	NCAA Sweet 16
2018-19	Clemson	20-14/9-9 (ACC)	NIT Second Round

## COACHING CAREER BEGAN AT ALLEN UNIVERSITY

Smith enrolled in Trinity College 2000 and earned his Bachelor's Degree in Information Systems in 2002. While he was completing his degree requirements, Smith began his coaching career as an assistant coach for women's basketball at Allen University in Columbia, S.C.

## PERSONAL

Smith, 47, and his wife, Fran have three children: daughters Taylor and Karsyn, and a son, Jordan. Smith is a native of Varnville, S.C., and was a two-time all-region player for Wade Hampton High School. He led the Red Devils to three conference championships. His second cousin, Dwight Smith, was a professional baseball player for four teams, including the Atlanta Braves, where he was a member of the franchise's 1995 World Series team.





## JARROD LAZARUS

- Director of Operations
- 1st Season at Florida State
- Florida State, 2009

Jarrold Lazarus is in his first season at Florida State as the Director of Operations for Leonard Hamilton and his staff.

His Director of Operations duties at Florida State include coordinating team travel, scheduling practice times, overseeing the team managers and the Leonard Hamilton Basketball Camps along with coordinating the daily operations of the basketball office.

Lazarus, who graduated from Florida State and was a student manager for the Seminole Men's Basketball team from 2006-09, was the Director of Operations at USF from 2017-19 and at Middle Tennessee State from 2013-17.

During his two seasons at USF, the Bulls won 34 games and finished with a 24-14 record in 2019. The Bulls defeated DePaul in a three-game series to win the College Basketball Invitational championship in 2019.

Lazarus was the Director of Operations at Middle Tennessee before moving to USF.

Before being promoted to the Director of Operations position at USF, Lazarus served as a graduate assistant at Middle Tennessee in 2013. He managed the Blue Raiders' video operations, editing/scouting game and practice tapes, as well as monitoring reports of all student-athletes academic progress. Lazarus was responsible for helping with practices, team travel and Coach Kermit Davis' summer camps.

Prior to his arrival at Middle Tennessee, Lazarus was the Director and Assistant Coach for Gold Coast Basketball (2004-12) of the Amateur Athletic Union (AAU). Serving under legendary head coach Marcos "Shakey" Rodriguez, Lazarus handled player development, training, budgeting, marketing, travel, and game planning. He assisted the team in posting back-to-back Sweet 16 runs at AAU Nationals and an Elite Eight appearance in 2008. Lazarus was also an academic advisor and holds the distinction of being the youngest member to ever win the AAU Leadership Award in 2010.

Lazarus was a student manager for four years at Florida State. He assisted with practices, helped study opponents and kept stats during games/camps. During his senior year in 2009, Florida State played in the ACC Championship game for the first time in school history and played in the NCAA Tournament.

He graduated from Florida State in 2009 with a B.S. in business management. Lazarus earned his MBA in Business Administration from Middle Tennessee in 2016.

Lazarus is a native of Miami, Fla.

Lazarus married Joy Heriveaux in July 2015. The couple has a son, Jayden Carter, who was born in 2019.



## MIKE BRADLEY

- Strength and Conditioning Coach
- 18th Season at Florida State
- San Diego State, 1989

Michael Bradley is a 29-year veteran of college strength coaching. He has been the Basketball Strength Coach at FSU since 2002. Previously, Bradley was a Strength Coach at Stanford University (1998-2002), the University of Miami (1995-1998), the United States Military Academy (1994-1995), the University of South Carolina (1993-1994) and Southern Methodist University (1991-1993). He also coached football at the University of California, Santa Barbara (1989-1990.)

Bradley earned a B.S. degree in Chemistry from San Diego State University in 1989, and an M.A. degree in Chemistry from the University of California, Santa Barbara in 1990.

Bradley is married to Dr. Terra Williams Bradley, a faculty member in the Florida State University College of Medicine's Division of Research and Graduate Programs at Florida State. They have one son, Garr Atticus Bradley, who is five years old.



## ADAM BALOG

- Operations Assistant
- First season at Florida State
- Ohio State, 2017; Florida State 2019

Adam Balog is in his first season as Operations Assistant for the Florida State men's basketball team. His duties include assisting the Seminole coaching staff during on-campus recruiting visits, overseeing the Leonard Hamilton Basketball Camps and working

alongside the Director of Operations on many of the daily operational activities of the Men's Basketball Office.

Balog was a graduate assistant for the Seminoles for the past two seasons before taking on an expanded role in the operation of Head Coach Leonard Hamilton's office. As a graduate assistant, he aided the team and coaching staff in daily routines and basketball activities, managed equipment, assisted with team travel and managed and coordinated the Seminole player's daily schedules. As a graduate assistant, Balog worked with the team during two NCAA tournament appearances, including the Seminoles' 2018 NCAA Elite Eight and 2019 Sweet 16 appearances.

Prior to working with the Florida State men's basketball team, he was a student manager for the Cleveland State men's basketball team from 2013-2015 and was a Cavs Academy Coach with the Cleveland Cavaliers for one season.

Balog received a Bachelor's Degree in Sport Industry from Ohio State University in 2017 before receiving his Master's Degree in Sport Management from Florida State in 2019.

Balog has sharpened his basketball knowledge as he has worked summer camps at Auburn, Virginia Tech, Purdue, Florida State, and Air Force.

Balog is originally from Elyria, Ohio.





## ERICK CASTO

- Equipment Manager
- 13th Season at Florida State
- Florida State, 2006

Erick Casto, has a deep commitment to the men's and women's basketball team; and as equipment manager, he oversees the operations of the team with head coach Leonard Hamilton.

Now in his 13th season, Casto has been involved with the Seminoles basketball teams since 2004. His understanding of the management of the Seminoles' extensive equipment room makes him a vital member to the Florida State Athletics Equipment Department.

Casto performs numerous tasks that range from distribution of all team equipment to the Seminole players, coaches and support staff. He also oversees the Nike accounts for both the men's and women's teams.

Before coming to Florida State in 2004, Casto was the head basketball manager at Mississippi State University.

Casto's responsibilities included overseeing the managerial staff and completing tasks for the coaching staff and members of the department of athletics. During his career at Mississippi State, Casto helped the Bulldogs earn the SEC Western Division Championship in 2003 and the SEC Championship in 2004. Mississippi State advanced to the NCAA Tournament in both seasons.

Casto was the Head Student Basketball Manager from 2000-2002 for the nationally recognized Okaloosa-Walton Community College (now Northwest Florida State) men's basketball team. In 2002 the Raiders finished sixth in the nation at the NJCAA Tournament. While at OWCC, Casto was responsible for the tracking of all the inventory and equipment for the men's basketball program. In addition, Casto worked with the visiting teams and served as the team's videographer at home and on the road.

Casto earned his bachelor's degree in sport management from Florida State in 2006. Casto earned Dean's List recognition and was a member of the National Honor Society throughout his academic career.

In August of 2004, Casto and his wife, Amy, were married. They have two children: nine-year old Caden and five-year old Mason.



## ROB BUCHER

- Video Coordinator
- First season at Florida State
- Cincinnati, 2014; Florida State 2018

Rob Bucher, who was a graduate assistant member of Leonard Hamilton's staff at Florida State in 2017 and 2018, is in his first season as the Seminoles' Video Coordinator. He was a member of Florida State's coaching staff during their runs to the Elite Eight of the NCAA Tournament in 2018 and to the second round of the NCAA Tournament in 2017. The Seminoles' appearance in the Elite Eight of the NCAA Tournament was their first in a regional final since 1993.

His responsibilities as a member of the Seminoles' staff in 2017 and 2018 included contributions to team practices, assistance with travel and planning operations, player academic organization, player housing organization, assisting in opponent scouting through extensive video breakdowns and game preparation, assisting in on campus recruiting efforts and overseeing a staff of student managers who assist with practice sessions and game preparation.

Bucher spent the 2018-19 season as the video coordinator for the women's basketball team at Texas Tech in 2018-19. His responsibilities with the Lady Raiders included oversight of video exchange and the scouting breakdown of opponent and self-scout video. He was the Director of Player Development for the University of Kansas Women's team immediately prior to becoming the video coordinator at Florida State.

Prior to beginning his career on the college level, he was a varsity assistant coach and head freshmen coach at South Dearborn High School in Indiana. He was also an active coach with the Ohio Ballstars AAU program in Cincinnati while working camps and assisting with the Next Level high school player recruitment program.

While a student at Cincinnati, Bucher served as head coach at two junior high schools and an AAU team in Ohio.

Bucher received his Master's Degree in Education from Florida State in 2018, and his Bachelor's Degree in Communications with a minor in Business Administration from Cincinnati in 2014. He completed the Sport Management graduate program at Florida State University with a 3.98 GPA.







## CHARLIE HOGAN

- Academic Coordinator
- Eighth Season at Florida State
- Louisiana Tech, 2004, 2008

Charlie Hogan joined the Florida State Athletic Department in June 2012. In January 2014 he was named Assistant Director for the department. In October of 2015 he was promoted to Associate Director of Student Athlete Academic Services. His

duties include oversight of the class checking program and the Student-Athlete Academic Services Staff Internship program.

Hogan provides counseling and guidance to student-athletes regarding academic development as well as monitoring eligibility, advisement, and assisting in the recruitment of all prospective student-athletes.

Prior to coming to Florida State Hogan worked at the University of Alabama at Birmingham, the University of Wyoming, and Louisiana Tech University. He has worked as an academic advisor for a variety of sports including baseball, men's and women's basketball, football, men's and women's golf, women's cross country, women's track and field, men's and women's swimming and diving, and wrestling.

Hogan worked at ESPN 97.7 FM, one of the nation's largest all sports talk stations, for six years. There, he worked as play-by-play talent for collegiate and high school football, basketball, baseball, and softball broadcasts. Hogan also was an on-air producer for the Louisiana Tech, LSU, and Grambling State radio networks.

Hogan is a graduate of Louisiana Tech University where he earned a Bachelor's degree in Computer Information Systems in 2004 and a Master's degree in Industrial Organizational Psychology in 2007.

Hogan is an active member of the National Association of Athletic Advisors (N4A). A native of Choudrant, Louisiana, Hogan and his wife Jennifer have three children - Ethan, Everly, and Liam.



## AMANDA ROBINSON

- Athletic Trainer
- Eighth Season at Florida State
- UCF, 2012/Florida State, 2014, 2016

Amanda Robinson is in her third season as the head trainer for the Florida State men's basketball team.

Robinson has been a member of each of the Seminoles' last three NCAA Tournament teams in 2017, 2018 and 2019. She helped Florida State reach the Elite Eight of the 2018 NCAA Tournament with victories over Missouri, Xavier and Gonzaga and the Sweet 16 of the 2019 NCAA Tournament with wins over Vermont and Murray State. Florida State's appearance in the Elite Eight in 2018 marked the third time in school history – and first time since 1993 – the Seminoles' reached a regional final. The Seminoles closed their season only one win from reaching the second Final Four in school history.

She joined the Florida State Athletic Department in 2012 and began working with the men's basketball team in 2017. She assists with daily medical operations for the basketball team, provides mentorship for Sports Medicine Department graduate assistants and interns, and coordinates various Sports Medicine staff development initiatives.

Prior to working with the men's basketball team, Robinson served four seasons with Florida State's women's volleyball and women's golf teams.

Robinson received her first Master's Degree in Sport Management in 2014. With the help of an esteemed academic committee that included former Florida State head volleyball coach and FSU Hall of Fame member Dr. Cecile Reynaud, she defended her thesis entitled "Factors Influencing Collegiate Volleyball Shoe Selection: An Institutionalized Perspective".

Robinson completed her MBA from Florida State in 2016. While in her MBA program, she coordinated a medical administration internship focused on the daily supply-chain operations and organizational behavior of the sports medicine department at Florida State.

Robinson earned her Bachelor's Degree in Athletic Training from the University of Central Florida in 2012. As an athletic training student she worked primarily with the women's basketball team while also working with the football, women's track, baseball, and cheer/dance teams.

Robinson is the oldest of four children to Tony and Tanya Robinson.

She is originally from Orlando, Fla.



## CLAIRE IGOE

- Assistant Director of Performance Nutrition
- First Season at Florida State
- Florida State, 2018

Claire Igoe is in her first year as the Assistant Director of Performance Nutrition in the Athletics Sports Nutrition Department. She was previously a Dietetic Intern for Florida State University, where she also received her Bachelor's Degree in Science of Dietetics.

As a dietetic intern, Igoe provided nutritional services to athletes before, during and after games as part of the Performance Nutrition team. She also educated the Florida State cheerleaders and Golden Girls about nutrition to enhance performance.

As a four-year member of the Florida State Cross Country and Track and Field team she was named to the ACC Academic Honor Roll during her career.

After receiving her Bachelor's Degree in Dietetics from Florida State, Igoe has continued her education in nutrition and is working on her Master of Science Degree in Exercise Physiology at Florida State.





## JOHN THRASHER University President

John Thrasher, a Florida State University alumnus and former state legislator, is the university's 15th president.

Thrasher assumed the presidency on Nov. 10, 2014, after a successful career as a state legislator, businessman, lobbyist and lawyer. As president, Thrasher has focused his efforts on elevating FSU's reputation as a preeminent research institution. He has presided over a \$1 billion


fundraising campaign, advanced the university's academic and research mission, championed diversity and inclusion, and welcomed the best and brightest students in the university's history.

Thrasher earned a bachelor's degree in business from Florida State in 1965. After graduating, he joined the U.S. Army where he received the Army Commendation Medal in Germany and was awarded two Bronze Stars for his service in Vietnam. He was honorably discharged as a captain in 1970.

Thrasher then returned to his alma mater to earn a law degree with honors in 1972.

After working in private law practice in Daytona Beach and Tallahassee for several years, Thrasher returned to Jacksonville to serve as general counsel of the Florida Medical Association, a position he held for 20 years. He also served as "of counsel" to the Jacksonville law firm of Smith, Hulsey & Busey from 1996 to 2008. Thrasher was a partner of Southern Strategy Group, a Tallahassee-based governmental relations firm, from 2001 to 2009.

Thrasher's political career began in 1986 when he was elected to the Clay County School Board where he served as vice chairman, then chairman. He then became a state representative in 1992, and he was re-elected without opposition in 1994, 1996 and 1998.



Thrasher was unanimously elected as the speaker of the Florida House of Representatives in 1998. He was elected to the Florida Senate in 2009 and subsequently re-elected. He served as chairman for the Republican Party of Florida in 2010.

From 2001 to 2005, Thrasher was the first chair of Florida State University's Board of Trustees. He was a key supporter of legislation that brought funding to the development of FSU's College of Medicine, and a building at the college is named in his honor.

In 2016, he was inducted into the FSU College of Business Hall of Fame. He currently serves on the College Football Playoff Board of Managers.

Born in Columbia, S.C., Thrasher moved to Florida as a child and grew up in Jacksonville. He and his wife, Jean, have three children and eight grandchildren.

## 2019-20 FLORIDA STATE BOARD OF TRUSTEES



**EDWARD E. "ED" BURR**  
*Chair*



**MAXIMO ALVAREZ**



**KATHRYN BALLARD**



**WILLIAM "BILLY" BUZZETT**



**EMILY FLEMING "JUNE" DUDA**



**JORGE GONZALEZ**



**KRIS HARPER**



**JIM W. HENDERSON**



**MARK HILLIS**  
*Vice Chair*



**CRAIG MATEER**



**BOB SASSER**



**BRENT W. SEMBLER**



**EVAN STEINBERG**





## DAVID COBURN

### Athletics Director

David Coburn was named Interim Athletic Director in August of 2018. The interim title was removed in May of 2019 when Coburn became the 12th full time Athletics Director in FSU history.

In his nine months as interim head of Athletics, Coburn applied his almost 40 years of legislative and university experience to address challenging budget issues and

streamline, reorganize and implement new policies to help the department operate more efficiently and effectively.

"I am grateful to David Coburn for taking on this role permanently," FSU President John Thrasher said. "For years I have relied on his experience, integrity and good judgment, and the progress we have made under his leadership is already evident. I know the future of our championship athletics program is as bright as ever and in good hands."

"I very much appreciate the confidence the president and the Board of Trustees have placed in me," Coburn said. "Over these past months, their support has been invaluable. I also have gained tremendous appreciation for the wonderful people in Athletics and the Seminole Boosters. They all care deeply about our university and have been working together to move us forward."

Prior to being named Interim Director of Athletics, Coburn served as chief of staff to President Eric Barron and then Thrasher.

Coburn brought a wealth of legislative and state budget experience to the university's administration when President Eric Barron hired him in 2012.

He is a 34-year veteran of the Florida legislative process, most recently Staff Director of the Florida Senate Committee on Ways and Means prior to coming to FSU. He served as Chief of Staff of the House of Representatives under two different Speakers, as Chief of Staff of the Senate under Senate President Ken Pruitt, and as Director of Planning and Budgeting for Gov. Lawton Chiles from 1992-94.

Coburn is a triple Florida State alumnus having earned a bachelor's degree, a master's degree in Urban and Regional Planning, and a Juris Doctorate from the FSU College of Law.

He and his wife, Dr. Mary Coburn, have two daughters and two grandchildren.



## CINDY HARTMANN

### Deputy Director of Athletics for Administration

Cindy Hartmann was hired in the spring of 2014 to the position of Deputy Director of Athletics for Administration. She joined FSU's executive athletic staff with primary responsibility for personnel management and human resources. She also is the sport administrator for football and softball, which won the 2018 NCAA Championship.

Prior to Florida State, Hartmann served as Associate Athletic Director for Compliance at Duke for five years. At Duke she administered the compliance office and served as primary sport oversight for the Blue Devil's rowing program and secondary administrator for women's basketball. Before transitioning to her compliance role, Hartmann served as Assistant Director of Athletics for Human Resources beginning in 2008. Prior to her work at Duke, she worked at the University of Dayton for over a decade serving most recently as an Associate Athletics Director and Senior Woman Administrator from 2001-07.

A native of Syracuse, NY, Hartmann's previous experience in college athletics includes stints at Georgia Perimeter College, Georgia State University, the University of Connecticut, and the University of Tennessee.

Hartmann currently serves on the ACC Softball Committee. She previously served a four-year appointment on the NCAA Women's Basketball Issues Committee. She also served a four-year term (2002-06) on the NCAA Women's Basketball Committee and one year (2001-02) as a member of the NCAA Academics/Eligibility/Compliance Cabinet.

After earning four varsity letters as a member of the basketball team, Hartmann graduated from Syracuse University in 1991 with a degree in photojournalism. She went on to receive a master's degree in education-sport administration from Georgia State University in 1995.

Hartmann and her husband, Troy, are the parents of two children, Samuel and Olivia.



## ROSS COBB

### Senior Associate Athletics Director CFO

Ross Cobb joined the Seminoles in 2019 as FSU's Senior Associate Athletics Director and Chief Financial Officer. Cobb's primary responsibilities are developing and overseeing the department's annual operating budget, as well as overseeing all financial reporting for athletics.

Cobb came to Tallahassee after serving five years as the Senior Associate Athletics Director and CFO at the University of Arizona. At Arizona, he oversaw an \$85 million annual operating budget and was the sport administrator for women's gymnastics. He also began serving a four-year term on the NCAA Olympic Sports Liaison Committee.

Prior to his time in Tucson, Cobb was the Senior Associate Athletics Director for Business and Facilities at the University of Texas at San Antonio for 11 years. In that role, he oversaw the department's \$25 million annual budget as well as all facilities. He also served as the sport administrator for the baseball and women's volleyball teams.

Cobb was a member of the College Athletic Business Management Association's (CABMA) executive committee from 2007-2012, was elected CABMA President for the 2010-11 academic year, and was voted CABMA Manager of the Year in 2012. He currently serves on the CABMA awards committee.

Prior to his time at UTSA, Cobb served as Assistant Athletics Director for Business at Georgia Southern. He also served for five years as the Sports & Information Systems Controller for The Landings Club, Inc., a private golf club located in Savannah, Ga., and in a variety of athletics administration roles at Northwestern State University in Natchitoches, La. from 1993-97.

Cobb has a bachelor's degree in finance and a master's degree in business administration, both from Georgia Southern. He and his wife Bridget, a former track and field and cross country student-athlete at Texas A&M Commerce, have three children, Jordyn, Jackson and Jodi.





## JIM CURRY

### Senior Associate Athletics Director

Jim Curry was appointed to the athletics department's executive leadership team and named Senior Associate Athletics Director in 2016. He serves as the primary sport administrator for soccer and women's basketball while also working with all aspects of the football team.

Curry joined the Seminoles in 2011 as the Assistant Athletics Director for Compliance, having previously served in the same capacity at the University of Maryland and Coastal Carolina University. He was named Florida State's Senior Compliance Administrator and Associate Athletics Director for Compliance in 2012.

Active nationally in committee and governance activities, Curry recently completed a four-year term on the NCAA Division I Initial-Eligibility Waivers Committee, having served as the chair of the Transcript-Change/GPA Subcommittee for two of those years. In addition, he previously served on the National Association for Athletics Compliance Board of Directors, the ACC Student-Athlete Welfare Committee, and the United States Tennis Association's Athletics Director Advisory Group.

A native of Gardiner, Maine, Curry received his bachelor's degree in political science from Dickinson College where he was a member of the football team and worked as a student athletic trainer. He earned a master's degree in business administration from Florida State University and a master's degree in sport management studies from California University of Pennsylvania. Jim and his wife Marisa have a daughter, Quinn, and a son, J.J.



## VANESSA FUCHS

### Senior Associate Athletics Director SWA

Vanessa Fuchs has a long history at Florida State University as a student-athlete and administrator. In May of 2012 she was promoted to the role of Senior Associate Athletics Director/Senior Woman Administrator after serving as the department's Associate Athletics Director for Compliance since 2010.

As a member of the department's executive leadership team, Fuchs has direct oversight of men's basketball and indoor volleyball as well as the athletics performance areas (sports medicine, nutrition, strength and conditioning) and student-athlete development. She also is the chair of the sport administrator group responsible for day-to-day administrative support for each of FSU's 20 sports. In addition, Fuchs serves on numerous boards and committees with the FSU community, the NCAA and the ACC.

In June of 2013, former Florida State President Dr. Eric Barron named Fuchs the school's interim Athletics Director as she became the first female to lead the Seminoles' Athletic Department. The former Seminole basketball player was one of just seven females leading an athletics department among the 124 schools that participated at the FBS level in 2012.

Since joining the athletics staff in 2010, Fuchs has focused her time on providing strategic direction for departmental initiatives focused on student-athlete welfare, enhancing athletic performance, gender equity, ethnic diversity and Title IX.

Prior to arriving at Florida State, Fuchs committed seven years to the NCAA in Indianapolis, Indiana. She got her start as a Champions Intern with the ACC in 2001. The Pompano Beach, Florida, native was a four-year letterwinner for the Seminoles' women's basketball team from 1997-2001. She was the team co-captain in her senior year and finished her career as a three-time ACC Honor Roll selection.

Fuchs graduated Magna Cum Laude with a bachelor's degree in communications at Florida State University and earned her master's degree in sport administration from the University of North Carolina. Her father, Don, was a pole vaulter at Florida State and her brother Joseph is also an FSU alumnus.



## MICHELE OSBORNE

### Senior Associate Athletics Director for Governance and Compliance

Michele Osborne, a 2001 graduate of Florida State University, is a member of the executive staff of the FSU Department of Athletics and serves as a Senior Associate Athletics Director for Governance and Compliance. Prior to her current position, Osborne served as an Associate General Counsel in the Office of the General Counsel at Florida State.

Prior to making the move to the Athletics Department, Osborne focused her practice on University Athletics and Real Estate matters, advising the Department, the Donald L. Tucker Civic Center, the FSU Facilities Department and the FSU Real Estate Foundation on their daily activities. She was responsible for overseeing legal matters relating to athletics, business and commercial transactions, purchasing, construction, and real estate.

Prior to returning to her alma mater, Osborne served as Judicial Clerk to the Honorable Robert M. Gross, Fourth District Court of Appeal of Florida, Senior Staff Attorney to Justice Raoul Cantero, III, Supreme Court of Florida, and was a Senior Litigator and Advisor to the Board of Trustees of the Internal Improvement Trust Fund of the State of Florida while at the Florida Department of Environmental Protection.

Osborne earned her Bachelor's Degree in History and Political Science from Florida State in 2001. She graduated magna cum laude from the Nova Southeastern University Shepard Broad Law Center in 2005.

Osborne and her husband, Mike, have two sons, Myles and Mayson



## DR. PAMELA L. PERREWÉ

### Faculty Athletics Representative

Pamela L. Perrewé (Ph.D.) has spent her entire career at FSU and is in her eighth year as the Faculty Athletics Representative to the NCAA and the Atlantic Coast Conference (ACC). She served as the President for the ACC during the 2015-16 academic year and currently serves on the Progress-Toward-Degree committee for the NCAA.

Dr. Perrewé is the Robert O. Lawton Distinguished Professor, the Haywood and Betty Taylor Eminent Scholar of Business Administration, Professor of Management, Professor of Sport Management, and Distinguished Research Professor at Florida State University. She received her Bachelor degree in Psychology from Purdue University and her Master and Ph.D. degrees in Management from the University of Nebraska.

Dr. Perrewé has focused her research interests in the areas of job stress, burnout, coping, mentoring, organizational politics, emotion and personality.

Dr. Perrewé has published numerous books, over 70 books or book chapters and over 140 journal articles in journals such as Academy of Management Journal, Journal of Management, Journal of Applied Psychology, and Organizational Behavior and Human Decision Processes. She holds Fellow status in the Society for Industrial and Organizational Psychology, the American Psychological Association, and the Association for Psychological Science.

Dr. Perrewé has maintained a commitment to her profession as well as to Florida State University for over 35 years, and she has won teaching, mentoring, and research awards at Florida State University. She has taught at the undergraduate, MBA, and Ph.D. levels. Further, she has served as the Management Department Chair as well as the Associate Dean for Graduate Programs in the College of Business.

Dr. Perrewé has a passion for all sports (especially at FSU) and enjoys playing tennis and competing in local fitness events.

Dr. Perrewé has served on the Athletics Board since 2004 and she has chaired the Athletics Board since 2011.

Dr. Perrewé is married to Dr. Gerald R. Ferris and together they have six children; Erin, Jennifer, Emily, Ellie, Stephen and Matthew, two granddaughters, Lily and Olivia and a grandson, William.



## 2019-20 MEN'S BASKETBALL SUPPORT STAFF



**RENEE ANDREWS**  
Special Assistant to the  
Head Coach



**AMANDA FORD**  
Basketball Assistant



**VICKY CUPP**  
Executive Assistant  
to David Coburn



**ELIZABETH HARTSOCK**  
Assistant Athletics Director /  
Business Manager



**DREW LONGENECKER**  
Director of Marketing



**MATT RUDD**  
Ticket Operations  
for Men's Basketball



**RYAN ZORNES**  
Director of Facilities  
for Men's Basketball



**ADAM GULICK**  
Graduate Manager



**BRYAN DOZE**  
Graduate Manager



**MATTHEW GRUSKIN**  
Graduate Manager



**SAM NEWMAN**  
Graduate Manager



**BEN SCHONFARBER**  
Graduate Manager



**SHELBY TSE**  
Graduate Manager



**MICHAEL WILMOT**  
Graduate Manager



**JOE SILK**  
Manager



**PERIN FOOTE**  
Manager



**DEION ANDERSON**  
Manager



**MICHAEL CASWELL**  
Manager



**KELLEN CROWLEY**  
Manager



**CALLAWAY DEPENBROCK**  
Manager



**DAWSON HEY**  
Manager



**RYAN SHNIDER**  
Manager



**HAYDEN WALL**  
Manager



**ZACH SAUMSIEGLE**  
Manager



**KYRA WEBB**  
Equipment Staff



**JOE ALDRETE**  
Equipment Staff



**JOHN SUAREZ**  
Athletic Training Staff



**TEGAN WEAVER**  
Athletic Training Staff





**2018-19**  
**SEMINOLES**





# 3 | TRENT FORREST

- SENIOR | 6-4 | 215 | GUARD
- CHIPLEY, FLORIDA
- CHIPLEY HIGH SCHOOL



*Trent Forrest*  
#3

## ON FORREST

One of the top point guards in America who has not only successfully navigated his way through the rigors of the ACC but who has played in nine NCAA Tournament games during his career...earned West Regional All-Tournament team honors as one of the top players in the 2019 NCAA Tournament...in leading the Seminoles to the Elite Eight of the 2018 NCAA Tournament and to the Sweet 16 of the 2019 NCAA Tournament, he has averaged 30.3 minutes played, 10.6 points, 4.1 assists and 2.3 steals as the Seminoles point guard in seven NCAA Tournament games...the Seminoles are 5-2 in the last two seasons in seven NCAA Tournament games...a candidate for the Bob Cousy Award presented to the nation's best point guard by the Naismith Basketball Hall of Fame...named one of the top five important players in the ACC along with Cole Anthony (North Carolina), Tre Jones (Duke), Steven Enoch (Louisville) and Thomas Woldetensae (Virginia) by NCAA March Madness...enters his senior season looking to become the fourth player in school history to play in four consecutive NCAA Tournaments...he would join Deividas Dulkys, Luke Loucks and Xavier Gibson who played on Florida State's NCAA Tournament teams in 2009, 2010, 2011 and 2012...has played in 106 career games and will have the opportunity to top the school record for games played (140) by Terance Mann (2016-19)...enters his senior season tied for ninth in school history with 165 steals and ranked 14th in school history with 331 career assists...his 165 steals leave him only 74 steals from becoming the Seminoles' all-time career steals leader as he begins his senior season...Florida State's all-time leader for career steals is Charlie Ward (1991-94) who totaled 238 steals in leading the Seminoles to three NCAA Tournament appearances...has helped the Seminoles defeat 21 ranked teams in the first three seasons of his career...five wins over top-five ranked teams include victories over No. 5 Florida (Dec. 4, 2017, 83-66), No. 3 ranked Xavier (March 18, 2018, 75-70) and No. 2 Virginia in the semifinals of the 2019 ACC Tournament (March 15, 2019, 79-69)...his performances in the 2018 NCAA Tournament led the Seminoles to a 3-1 record with wins over No. 8 seed Missouri (March 16, 67-54), No. 1 seed Xavier (March 18, 75-70) and No. 4 seed Gonzaga (March 22, 75-60) and helped solidify his place among the top players in the best conference in all of college basketball...a spectacular player for the Seminoles in the 2018 NCAA Tournament as he averaged 9.5 points, 5.3 rebounds, 4.8 assists and 2.5 steals as Florida State advanced to within one game of the Final Four for the second time in school history...led the Seminoles in assists, steals, free throws made, free throws attempted and defensive rebounds as Florida State tied the school record with three wins in the 2018 NCAA Tournament...Florida State defeated No. 8 seed Missouri (March 16, 2018, 67-54), No. 1 seed Xavier (March 18, 2018, 75-70) and No. 4 seed Gonzaga (March 22, 2018, 75-60) to advance to the Elite Eight before falling to Michigan (March 24, 2018, 57-54) only one win from reaching the Final Four for the first time since 1972...double figure scoring came against both Missouri (10 points and six rebounds) and Xavier (14 points and four steals) as Florida State steam-rolled its way to the Sweet 16 of the NCAA Tournament for the first time since 2011...was exceptional in the 2019 NCAA Tournament as the Seminoles won two of three games and advanced to the Sweet 16...the No. 3 seeded Seminoles defeated No. 14 seeded Vermont (March 21, 2019, 76-69) and No. 12 seeded Murray State (March 23, 2019, 90-62) before falling to No. 1 seeded Gonzaga (March 28, 2019, 72-58)...totaled eight points on a perfect six of six performance from the free throw line in the Seminoles' opening round win over Vermont...scored eight points and added two steals in the Seminoles' win over Murray State...scored his NCAA Tournament career-high of 20 points in 36 minutes of play in the

Seminoles' game against the region's top seeded team in Gonzaga...ranked in the top 10 of three different ACC statistical categories during the 2017-18 season - fifth in assist:turnover ratio (2.3:1), eighth in steals (1.6 spg) and 10th in assists (4.1 apg)...with Forrest in its lineup, Florida State has won 78 of 107 games (.729 winning percentage)...Florida State has a winning percentage of .729 percent (78-30) in the first three seasons of his career...helped Florida State to one of the most successful seasons in school history in 2016-17 as Florida State finished with a 26-9 overall record, a 12-6 mark in ACC play, a second place finish in the ACC standings, a school-record tying No. 2 seed in the ACC Tournament and a school-record tying No. 3 seed in the NCAA Tournament...helped Florida State to one of the most exciting finishes in school history with a 29-8 overall record and a 13-5 record in ACC play...the Seminoles' 28 overall wins and their 13 ACC wins are both school records for wins (overall and ACC) in a single season...the Seminoles won 23 games during his sophomore season of 2017-18...Florida State won 26 games during the 2016-17 season and fell one win short of tying the school record for wins, while its 12 ACC wins during the regular season tied the school record for ACC wins in a single season...the Seminoles won a school record 29 games and a school record 13 ACC games during his junior season...included in the Seminoles' record 29 wins and 13 ACC wins during the 2018-19 season was a school-record eight game ACC winning streak that ran from January 22 (against Clemson) through (February 19 (also against Clemson))...helped Florida State to a school-record tying seven wins over nationally ranked teams including wins over five nationally ranked teams in a six-game stretch in December and January of 2018...a leading member of Florida State's self-proclaimed Boom Squad that gained national recognition as one of the top bench bunches in all of college basketball...the Boom Squad was the popular nickname for the

## CAREER HIGHS

PTS	23 vs. Southeast Missouri (12-17-18)
FGM	8 vs. three teams Last vs. Gonzaga (3-28-19)
FGA	13 at Pitt (1-14-19) 13 vs. LSU (11-23-18)
FG%	.857 vs. Nicholls State (12-8-16) .857 vs. Detroit Mercy (11-20-16)
3FGM	1 vs. 7 Teams Last vs. Virginia (3-15-19)
3FGA	4 vs. Southeast Missouri (12-17-18)
3FG%	1.000 vs. Nicholls State (12-8-16)
FTM	11 at Pitt (1-14-19)
FTA	12 at Pitt (1-14-19)
FT%	1.000 vs. 11 Teams Last vs. Vermont (3-21-19)
OR	6 at Duke (2-28-17)
DR	11 vs. UAB (11-22-18)
REBS	11 vs. UAB (11-22-18) 11 vs. Syracuse (1-13-18)
AST	12 vs. Southern Miss (12-21-17)
BLK	2 vs. three teams Last at Tulane (11-11-18)
STL	5 vs. Louisville (2-9-19) 5 vs. UConn (12-8-18)
MIN	40 vs. Syracuse (1-13-18)





Seminole players who brought high energy off of the bench and combined to score nearly 40 percent of Florida State's points during the 2016-17 season...the Boom Squad moniker began during the team scoring report for Florida State's game against Florida (Dec. 11)...a consensus top 50 prep player who was ranked 45th among all prep players by ESPN.com entering college with the class of 2016...ranked as the seventh best player in the state of Florida, the 11th best shooting guard in the nation, the 48th best player in the country and was a four star player by Sports Illustrated... ranked as the 62nd best high school player in the nation by scout.com...a strong athlete on the wing who is an outstanding athlete and a stellar defender...finishes strong at the rim...has good size and strength for a combo guard...has a very high basketball IQ...the all-time leading scorer in Chipley High School history with 3,103 career points...broke the all-time scoring record in Chipley's run to its second consecutive state championship in 2016...a standout player for the AAU Georgia Stars...

led the Stars to the championship of the 2015 Peach Jam – the most important event on Nike's EYBL Summer Season...named to the All-Tournament team at the Nike EYBL and was the Most Valuable Player at both the Nike EYBL and Las Vegas Classic Championships...Participated in the 2015 Nike Global Challenge where he led his team to the championship...named to the 2014-15 MaxPreps Boys Basketball Junior All-American Team...nominated to be a participant in the prestigious McDonald's



All-American game in 2016...a member of the 2017-18 Student Athlete Advisory Council at Florida State...honored with the Mr. Inspirational Award by the Florida State LYFE (Leaders Yearning For Excellence) Program in 2018...named to the 2017, 2018 and 2019 ACC Academic Honor Roll...named to the All ACC Academic Basketball team in 2017, 2018 and 2019...named to the 2019 NABC Academic Honors Court...because of his academic success as a freshman, the Seminoles were named one of the Academic Teams of Excellence by the NABC for the 2016-17 season...presented with the First Year Academic Achievement Award and the Sixth Man of the Year Award as a member of the Boom Squad at the Seminoles' 2017 Basketball Honors Banquet...earned an incredible and team-leading five awards at Florida State's Honors Banquet in 2018: named the Seminoles' Outstanding Student-Athlete, earned the Sixth Man of the Year Award for the second consecutive year, won the Otto Petty Most Assists Award, named the Charlie Ward Defensive Player of the Year and shared the Dave Cowens Chairman of the Boards Award as the Seminoles' top rebounder...earned three awards at the Seminoles' 2019 Honors Banquet...was presented with the Academic Achievement Award, the Charlie Ward Defensive Player of the Year Award and the Otto Petty Most Assists Award.

## AS A JUNIOR (2019)

Averaged a career-high 9.3 points (third on the team), 4.5 rebounds (fourth), 3.7 assists (first) and a career-high 1.9 steals (first) as Florida State's starting point guard for the second consecutive season... named to the NCAA Tournament All-West Regional Team in leading the Seminoles to the Sweet 16 of the NCAA Tournament...established career-highs for games played (37), games started (36), field goals made (112), field goals attempted (255), 3-point field goals made (seven), 3-point field goals attempted (30), free throws made (113), free throws attempted (145), free throw shooting percentage (.779), defensive rebounds (136), tied his career high for assists (138), steals (69), points scored (344) and points scored per game (9.3)...helped Florida State to one of the most exciting seasons in school history as he led the Seminoles to a 29-8 record, a 13-5 record in ACC play, a fourth place finish in the ACC standings, to the Championship game of the ACC Tournament for the third time in school history and to the Sweet 16 of the NCAA Tournament...the Seminoles' 29 overall wins and their 13 ACC wins rank as single-season program records...helped lead Florida State to a school record eight consecutive ACC wins from Jan. 22 (against Clemson) through Feb. 19 (also against Clemson)... the Seminoles advanced at least as far as the Sweet 16 in both his sophomore and junior seasons with Forrest as Florida State's starting point guard after advancing to the Elite Eight during the 2018 season... averaged 12.0 points, 3.3 rebounds in Florida State's three NCAA Tournament games...one of three Seminoles to average in double figure scoring in the 2019 NCAA Tournament...shot .565 percent from the field (13 of 23) and a team-leading .833 from the free throw line (10 of 12) in the Seminoles' three NCAA games...a team-leading six steals (2.0 spg) against Vermont, Murray State and Gonzaga...ranked sixth in the ACC with a career-high 1.9 steals per game average...helped the Seminoles rank third in the ACC in steals with a team average of 7.2 steals per game...his 69 steals rank as the 14th highest single-season total in school history...earned his career-high of five steals against UConn in the Seminoles' victory over UConn in the Never Forget Tribute Classic (Dec. 8) and in Florida State's regular season victory over Louisville (Feb. 9)...earned at least one steal in 28 of Florida State's 37 games (.757 percent), totaled multiple steals in 22 of 37 games (.595 percent), earned at least three steals in 13 of 37 games (.351 percent), earned at least four steals in four games and five steals in two games... ranked eighth in the ACC with a career-best 1.9:1 assist:turnover ratio... enjoyed his best season as a scorer with a career-high 344 points and a career-high 9.3 points scored per game...totaled his career-high of 23 points in Florida State's victory over Southeast Missouri (Dec. 17)... also added his NCAA Tournament career-high of 20 points in Florida State's Sweet 16 game against Gonzaga...scored in double figures a career-high 15 times – nearly as many times as he scored in double figures in both his freshman and sophomore seasons combined (16)... led the Seminoles in scoring in both of his 20 point scoring games – 23 against Southeast Missouri and 20 in the NCAA Tournament against Gonzaga...also led the Seminoles in scoring against Villanova (11 points), at Pittsburgh (19 points) and at Wake Forest (11 points)... was Florida State's leader in rebounds three times – in victories over

## PERSONALITY PROFILE

- What is your favorite food? Taco Salad
- Who is your favorite musical artist/band? Gunna
- What kind of animal is your favorite? Lion
- Who is your favorite Superhero? Black Panther
- Who is your favorite NBA Player? Russell Westbrook
- What is your favorite genre of music? Rap and Gospel
- If you could choose one super power what would it be? Being able to transport
- One word that describes you? Composed
- What is your favorite NBA Team? Houston Rockets
- What sport would you play if you didn't play basketball? Football
- What is your favorite Basketball related movie? Glory Road
- How old were you when you started playing basketball? 4
- What is favorite junk food/candy? Dots
- Who is your role model? My Mom

UAB (11 rebounds), Southeast Missouri (eight) and at home against NC State (six)...tied his career-high with 11 rebounds in Florida State's victory over UAB in the first round of the AdvoCare Classic...totaled his career-high of 11 defensive rebounds in Florida State's win over the Blazers...a starter with 13 points and five assists in the Seminoles' 81-60 win over Florida in Tallahassee (Nov. 6)...

## AS A SOPHOMORE (2018)

Averaged 7.9 points (fifth on the team), a career-high 4.9 rebounds (third), 4.1 assists (first) and 1.6 steals (first) as he helped lead Florida State to the Elite Eight of the NCAA Tournament for the first time since 1993...his play in the NCAA Tournament led the Seminoles to a 3-1 record with wins over No. 8 seed Missouri (March 16, 67-54), No. 1 seed Xavier (March 18, 75-70) and No. 4 seed Gonzaga (March 22, 75-60)...scored in double figures 11 times during the 2017-18 season as compared to just five times in double figure scoring as a freshman... led the Seminoles in scoring for the first time in his career with his career-high of 21 points in Florida State's victory over Boston College in Tallahassee (March 3)...season high eight made free throws in the Seminoles' Senior Day victory over the Eagles...totaled his season-high of 21 points and 10 rebounds to earn his first career double-double in the win at home over Boston College...scored in double figures in four of Florida State's last six games (including once in the ACC tournament and twice in the NCAA Tournament)...averaged 12.6 points per game from March 3 against Boston College (21 points) through the Seminoles' exciting four-game run through the NCAA Tournament...his continued improvement during the course of the season was illustrated in his ACC and non-conference scoring averages...he averaged 8.1 points in 18 ACC games as compared to his 6.5 points per game scoring average in Florida State's first 12 games (all non-conference) games of the season...once he began the ACC season against Duke, he averaged 8.6 points per game in the final 23 games of the season (18 ACC games, one game in the ACC Tournament and four games in the NCAA Tournament)...led Florida State in scoring with 16 at NC State (Feb. 25) and 21 against Boston College...totaled 14 or more points in five of the Seminoles' final 10 games of the season... Florida State's third-leading rebounder from the guard position with 167 rebounds and a 4.9 rebounds per game average...his career-high of 11 rebounds came in the Seminoles' double overtime victory over Syracuse at the Donald L. Tucker Center in Tallahassee (Jan. 13)... he totaled seven points, 11 rebounds, seven assist and one blocked shot as a starter for the first time against the Orange...played 40 of 50 minutes in the extra session win over Syracuse...totaled five or more rebounds in 19 of Florida State's 35 games as he led Florida State in rebounding three times...led the Seminoles' in rebounding in victories over Syracuse (11 rebounds), at Louisville (nine) and against Gonzaga in the NCAA Tournament (six)...led the Seminoles in both assists (138 / 4.1 apg) and steals (53 / 1.6 spg) as a sophomore making him the first Seminole to lead the team in both categories since the 2013 season (Michael Snaer)...





## AS A FRESHMAN (2017)

Averaged 4.9 points (tied for seventh on the team), 2.7 rebounds (seventh), 1.2 steals (first) and 1.6 assists (fourth) as he played in all 35 of Florida State's games during his first season as a Seminole...the first Florida State freshman to lead the team in steals since Charlie Ward during the 1990-91 season...his 43 steals rank as the fourth highest single season steals total by a freshman in school history...his career-high of four steals came in three different games – in victories over Detroit Mercy (Nov. 20) and Illinois at the Barclays center in Brooklyn, N.Y. (Nov. 25) and in ACC play at Georgia Tech (Jan. 25)...totaled multiple steals in 14 of Florida State's 35 games with two or more steals coming in six different ACC games...totaled 12 steals in the first six games of the season with four steals coming against Detroit Mercy and Illinois...totaled three steals in Florida State's victory over Manhattan in the Orange Bowl Classic in Sunrise (Dec. 17)...his three steals against the Jaspers helped lead Florida State to 11 steals and an 83-67 win...his ACC career-high of four steals against Georgia Tech came on the road...earned three steals in Florida State's 109-61 win over Clemson at the Donald L. Tucker Center in Tallahassee (Feb. 5)...totaled two steals in ACC play in wins over Wake Forest (Dec. 28), at Virginia (Dec. 31), Virginia Tech (Jan. 7) and at Notre Dame (Feb. 11)...the Seminoles' leader with steals in nine different games...finished fourth on the team with 55 assists and a 1.6 assists per game average as a freshman...season-high of six assists came in the Seminoles' victory over Nicholls State with five or more assists coming three times...totaled five assists in the Seminoles' wins over Detroit Mercy and at George Washington (Dec. 4) at the Verizon Center in Washington, D.C...Florida State's leader in assists against Detroit Mercy (four) and tied for the team lead in assists against Illinois, Minnesota in the ACC Big Ten Challenge and at George Washington...led the Seminoles in assists and steals against Detroit Mercy and Illinois...totaled 171 points as he scored in double figures five times as a freshman...double figure scoring came in victories over Iona (10 points, Nov. 15), Detroit Mercy (12 points, Nov. 20), Nicholls State (season-high 13 points, Dec 8) and against Manhattan in the Orange Bowl Classic (10 points, Dec. 17)...his ACC season-high of 12 points came at Notre Dame (Feb. 11)...

## AT CHIPLEY

Graduated from Chipley High School in 2016...named to the USA Today All-State Second-Team in Florida as a senior in 2016...finished third in the voting for the prestigious Mr. Basketball Award in the state of Florida following his senior season...played in the 12th Annual All-Star Classic at Rutherford High School following his senior season...led Chipley in scoring, rebounding and assists in each of his four seasons as a member of the varsity team...totaled 3,103 career points in his four seasons...named the Player of the Year in Class 1A in the state of Florida as a sophomore, junior and senior...led Chipley to a 29-3 record and the school's second consecutive state championship as a senior in 2016... averaged a single-season school record 29.6 points, 9.4 rebounds and 6.2 assists as a senior...shot .664 percent from the field, .387 percent from the 3-point line and .846 percent from the free throw line as a senior...ranked as the fifth best player in the state of Florida as a senior in 2016...totaled 50 points, nine rebounds and four assists in Chipley's 77-63 win over Marianna on Dec, 8, 2015...averaged 31.0 points, 10.0 rebounds and 4.0 assists in Chipley's semifinal and final runs to the state championships in four games in 2015 and 2016...his totals included a 26 point, 11 rebound and six assist effort in the Tigers' championship clinching victory over Paxton in Lakeland, Fla in 2016... scored 18 fourth quarter points to lead Chipley to the come-from-behind victory over Paxton in the fourth quarter...averaged 29.2 points, 8.9 rebounds, 5.3 assists and 3.0 steals while shooting 61 percent from the field and 79 percent from the free throw line in leading Chipley to the Class 1A state championship as a junior in 2015...a finalist for the Florida Dairy Farmers Mr. Basketball Award as he led Chipley to a 28-3 record and the state championship as a junior...scored 65 points (32.5 ppg), totaled 20 rebounds (10.0 rpg) and 12 assists (6.0 apg) in the semifinals and finals of the state championship tournament...averaged 23 points per game and was Chipley's leading scorer as a sophomore.

## PERSONAL

Born June 12, 1998...Trent is the son of Barbara Lee and Lester Forrest...both of his parents played basketball at Chipola Junior College...academically oriented as he graduated from Chipley with a 4.3 grade point average...from a family of Florida State students including his aunt and uncle -- Seminole football great Amp Lee (1989-91) who played for the San Francisco 49ers (1992-93), Minnesota Vikings (1994-96), St. Louis Rams (1997-99) and Philadelphia Eagles (2000)...Lee is still one of only 15 players in school history who rushed for over 2,000 career yards as a Seminole...played for head coach Mike Gates at Chipley – a 1983 graduate of Florida State...cousins of Terrance and Terrell Whitehurst who played tennis at Florida State (2015-18)...committed to Seminole head coach Leonard Hamilton and his staff on May 5, 2015 – at the end of his junior season...selected Florida State over Wichita State, Georgia, Miami, Alabama, Wake Forest, Providence, Georgia Tech and Tennessee...academic major is Sport Management.

## TRENT FORREST UP CLOSE

### WHY I WEAR MY NUMBER

"I wear No. 3 to honor two of my AAU teammates who have recently passed away. Rod Scott wore No. 3 and Herman Williams wore No. 13. So with the No. 3 in common in both of their numbers, I decided to change to that number at Florida State when it became available. Rod passed away after he was involved in a car crash in 2016 and Herman collapsed while playing in a pick-up game at his church just before his freshman year began at University of Louisiana Monroe."

### NUMBER FACT

The No. 3 has been worn by 19 different players (including Forrest) in Florida State history. The most prominent Seminole to wear No. 3 was Bob Sura – the Seminoles' all-time leading scorer with 2,130 points. Sura was the first player in school history to be named the ACC Rookie of the Year (1992) and the first to earn All-ACC First Team honors (1994).



### WHAT'S IN A NAME

"My full name is Landon Trent Forrest. I was named after the actor Michael Landon because my family really enjoyed him as an actor. Trent is not a family name – it was the chosen middle name for me by my parents and one that I preferred as a child. My oldest brother is named Lester Tremaine Forest (LTF) and my parents wanted to keep the same initials for me."

### MY HOMETOWN

"My hometown of Chipley, Florida is a small and very southern town located in the Panhandle of the State of Florida. There are only about six-eight stop lights and is a place where everybody knows everybody."





## TRENT FORREST



### 2016-17 GAME-BY-GAME STATS

Opponent	Pts.	Rebs.	S
Charleston Southern	7	6	0
Iona	10	3	2
Winthrop	9	3	2
Detroit Mercy	12	3	4
vs. Temple	4	1	0
vs. Illinois	7	5	4
Minnesota	5	3	0
at George Washington	2	2	2
Southern Miss	4	9	2
Nicholls State	13	6	2
Florida	8	1	0
vs. Manhattan	10	3	3
Samford	8	4	1
Wake Forest	3	3	2
at Virginia	0	2	2
Virginia Tech	0	1	2
Duke	3	0	0
at North Carolina	3	2	0
Notre Dame	4	2	0
Louisville	2	0	0
at Georgia Tech	7	6	4
at Syracuse	0	0	0
at Miami	2	1	1
Clemson	6	2	3
NC State	3	0	0
at Notre Dame	12	4	2
at Pitt	4	0	1
Boston College	4	4	1
at Clemson	9	5	1
at Duke	5	9	0
Miami	0	1	0
vs. Virginia Tech	0	0	1
vs. Notre Dame	3	2	1
vs. Florida Gulf Coast	2	1	0
vs. Xavier	0	0	0

### 2017-18 GAME-BY-GAME STATS

Opponent	Pts.	Rebs.	S
vs. Fordham	2	6	3
Charleston Southern	0	4	3
Kennesaw State	8	6	1
Citadel	10	2	1
at Rutgers	8	4	3
at Florida	9	6	0
Loyola Maryland	8	5	0
vs. Tulane	12	6	4
Charleston Southern	3	3	1
Southern Miss	7	6	3
at Duke	4	6	0
North Carolina	9	4	0
at Miami	12	5	2
Louisville	0	2	1
Syracuse	7	11	0
at Boston College	2	2	0
at Virginia Tech	3	7	1
Georgia Tech	6	1	2
Miami	5	3	0
at Wake Forest	5	6	3
at Louisville	10	9	1
Virginia	3	4	0
at Notre Dame	6	4	3
Clemson	16	1	1
Pittsburgh	12	5	1
at NC State	16	6	3
at Clemson	9	4	1
vs. Boston College	21	10	3
vs. Louisville	14	5	1
vs. Missouri	10	6	3
vs. Xavier	14	5	4
vs. Gonzaga	7	6	2
vs. Michigan	7	4	1

### 2018-19 GAME-BY-GAME STATS

Opponent	Pts.	Rebs.	S
Florida	13	1	1
at Tulane	13	7	3
Canisius	8	5	2
vs. UAB	5	11	0
vs. LSU	10	7	4
vs. Villanova	11	2	0
Purdue	9	1	3
Troy	13	5	1
vs. UConn	8	2	5
Southeast Missouri	23	8	3
North Florida	10	4	4
vs. Saint Louis	10	5	3
Winthrop	6	1	2
at Virginia	1	4	0
Miami	6	6	2
Duke	5	3	2
at Pitt	19	9	2
at Boston College	9	8	0
Clemson	7	5	0
at Miami	4	4	3
Georgia Tech	9	6	3
at Syracuse	2	4	3
Louisville	15	6	5
Wake Forest	7	1	0
at Georgia Tech	0	3	0
at Clemson	14	8	1
at North Carolina	6	4	2
Notre Dame	8	0	1
NC State	13	6	2
Virginia Tech	7	3	1
at Wake Forest	11	4	0
vs. Virginia Tech (ACC)	7	4	3
vs. Virginia (ACC)	10	6	0
vs. Duke (ACC)	9	2	2
vs. Vermont (NCAA)	8	3	1
vs. Murray State (NCAA)	8	2	2
vs. Gonzaga (NCAA)	20	5	3

### CAREER STATISTICS

Year	G-GS	FG-A	PCT.	3FG-3FGA	PCT.	FT-FTA	PCT.	PTS.-AVG.	OR	DR	TR-AVG.	PF-D	AST	TO	BLK	STL	MIN
2016-17	35-0	61-129	.473	1-8	.125	48-71	.676	171-4.9	31	63	94-2.7	40-0	55	35	5	43	538-15.4
2017-18	34-2	87-177	.492	3-14	.214	92-132	.697	269-7.9	44	123	167-4.9	60-1	138	59	12	53	871-25.6
2018-19	37-36	112-255	.439	7-30	.233	113-145	.779	344-9.3	29	136	165-4.5	60-0	138	74	9	69	1106-29.9
<b>Totals</b>	<b>106-38</b>	<b>260-561</b>	<b>.468</b>	<b>11-52</b>	<b>.191</b>	<b>253-348</b>	<b>.717</b>	<b>784-7.4</b>	<b>104</b>	<b>322</b>	<b>426-4.0</b>	<b>160-1</b>	<b>331</b>	<b>168</b>	<b>26</b>	<b>165</b>	<b>2515-23.6</b>

### CONFERENCE STATISTICS

Year	G-GS	FG-A	PCT.	3FG-3FGA	PCT.	FT-FTA	PCT.	PTS.-AVG.	OR	DR	TR-AVG.	PF-D	AST	TO	BLK	STL	MIN
2016-17	18-0	22-58	.379	0-3	.000	23-33	.697	67-3.7	14	28	42-2.3	19-0	21	16	1	19	250-13.9
2017-18	18-2	45-97	.464	2-9	.222	54-71	.761	146-8.1	23	67	90-5.0	31-0	65	28	6	22	471-26.2
2018-19	18-17	45-119	.378	2-12	.167	51-68	.750	143-7.9	16	68	84-4.7	31-0	71	27	5	27	533-29.6
<b>Totals</b>	<b>54-19</b>	<b>112-274</b>	<b>.409</b>	<b>4-24</b>	<b>.167</b>	<b>128-172</b>	<b>.744</b>	<b>356-6.6</b>	<b>53</b>	<b>163</b>	<b>216-4</b>	<b>81-0</b>	<b>157</b>	<b>71</b>	<b>12</b>	<b>68</b>	<b>1254-23.2</b>

### NCAA STATISTICS

Year	G-GS	FG-A	PCT.	3FG-3FGA	PCT.	FT-FTA	PCT.	PTS.-AVG.	OR	DR	TR-AVG.	PF-D	AST	TO	BLK	STL	MIN
2016-17	2-0	1-4	.250	0-0	.000	0-0	.000	2-1.0	1	0	1-0.5	0-0	3	2	0	0	17-8.5
2017-18	4-0	11-28	.393	0-1	.000	16-24	.667	38-9.5	5	16	21-5.3	12-0	19	6	2	10	109-27.3
2018-19	3-3	13-23	.565	0-0	.000	10-12	.833	36-12.0	1	9	10-3.3	1-0	10	7	2	6	103-34.3
<b>Totals</b>	<b>9-3</b>	<b>25-55</b>	<b>.402</b>	<b>0-1</b>	<b>.000</b>	<b>26-36</b>	<b>.722</b>	<b>76-7.5</b>	<b>7</b>	<b>25</b>	<b>32-3.1</b>	<b>13-0</b>	<b>32</b>	<b>15</b>	<b>4</b>	<b>16</b>	<b>229-23.34</b>





# 1 | RAIQUAN GRAY

- RS-SOPHOMORE | 6-8 | 260 | FORWARD
- FORT LAUDERDALE, FLORIDA
- DILLARD HIGH SCHOOL



*Raiquan Gray #1*

## AS A REDSHIRT FRESHMAN (2019)

Averaged 3.9 points (10th on the team), 2.3 rebounds (sixth), 0.8 steals (third) and shot .721 from the free throw line (seventh) as he played in 36 of Florida State's 37 games in leading the Seminoles to the Sweet 16 of the NCAA Tournament...averaged 12.3 minutes played while playing in 36 of Florida State's 37 games...a starter during the regular season in Florida State's victory over Southeast Missouri State (Dec. 17) and in the Seminoles' NCAA Tournament games against Vermont (March 21), Murray State (March 23) and Gonzaga (March 28) in the Sweet 16...an integral part of Florida State's record-setting 2018-19 season as the Seminoles finished with a 28-9 record, a 13-5 record in ACC play, in fourth place in the ACC standings, with their third appearance in school history in the ACC Tournament Championship game and a second consecutive appearance in the Sweet 16 of the NCAA Tournament...the Seminoles' 29 overall victories and 13 wins in ACC play are single season records for the Florida State program...Florida State's run in the ACC Championship included an overtime win over No. 16 Virginia Tech (March 14, 2019, 65-63) and a win over No. 2 Virginia (March 15, 2019, 69-59) before the Seminoles fell to Duke in the ACC Tournament Championship game (March 16, 2019, 73-63)...Florida State also earned a 2-1 record in the NCAA Tournament with wins over Vermont and Murray State in Hartford and a second-weekend loss to No. 1 seeded Gonzaga...totaled his career-high of 11 points in Florida State's second round NCAA Tournament game victory over Murray State at the XL Center in Hartford, Conn...his 11 points came in a starters role during which he played his career-high of 24 minutes...made his career-high of three 3-point shots and was a perfect two-of-two from the free throw line in helping send the Seminoles to the Sweet 16 for the second consecutive season...scored each of his three 3-points shots in the first half of the game...his first at the 19:30 mark of the first half opened the scoring and gave the Seminoles a quick 3-0 lead...his second came at the 13:38 mark and brought the Seminoles to within one at 18-17 while his third gave Florida State a 29-23 lead with 9:54 left to play before intermission... Florida State extended its lead to 50-34 at the half in winning by a 90-62 margin...his five steals tied the school record for steals in an NCAA Tournament game...displayed his abilities as a perimeter defender as he finished his first season with 29 steals in 36 games...multiple steals came in seven different games with his career-high of five coming in the Seminoles' victory over Murray State in the second round of the NCAA Tournament...totaled two steals in Florida State's ACC victories over Georgia Tech at home and at Syracuse... at least one steal in each of the Seminoles' final five games of the season - two in the ACC Tournament and all three in the NCAA Tournament - to total 11 steals in the final five games of the season (2.2 spg)...played in six victories over six nationally ranked teams, a victory over Purdue in the ACC/ Big Ten Challenge and a win over Saint Louis in the Orange Bowl Classic...

helped Florida State earn a school record eight consecutive ACC wins from Jan 22 (at home against Clemson) through Feb 19 (on the road against Clemson)... Florida State won 16 of its final 19 games of the 2109 season including its 2-1 record in both the ACC and NCAA Tournaments...made his career debut with two points and two rebounds in 13 minutes of play in the Seminoles' 81-60 win over Florida in Tallahassee (Nov. 6)...totaled four points, three rebounds and two assists in 12 minutes of playing time in Florida State's 93-61 win over Canisius in Tallahassee (Nov. 19)... scored eight points to go along with four rebounds and two assists in Florida State's 79-76 overtime victory over LSU in the semifinals of the AdvoCare Classic (Nov. 23)...totaled seven points and two rebounds in 14 minutes of playing time in Florida State's game against Villanova in the championship game of the AdvoCare Invitational (Nov. 25)...scored seven points to go along with two rebounds, one assist and one steal in the Seminoles' 73-72 win over Purdue in the ACC / Big Ten Challenge in Tallahassee (Nov. 28)...first career start with two points and two rebounds in Florida State's 85-68 win over Southeast Missouri in Tallahassee (Dec. 17)...totaled six points, three rebounds, three assists and one steal in Florida State's victory over Miami in Tallahassee (Jan. 9)...finished with four points, four rebounds and two steals at Pitt (Jan. 14)...scored five points, added one rebound and one assist in Florida State's game at Boston College (Jan. 20)...totaled seven points, two rebounds and one steal in Florida State's victory over Clemson in Tallahassee (Jan. 22)...totaled seven points, two rebounds, two steals and one blocked shot in Florida State's 80-75 overtime victory over Louisville at the Donald L. Tucker Center (Feb. 9)...totaled six points (on 2 made 3-point field goals), three rebounds and one blocked shot against North Carolina in Chapel Hill (Feb. 23)...scored one point to go along with four rebounds and two assists in Florida State's 78-73 win over NC State in Tallahassee (March 2)...totaled four points, one

## ON GRAY

One of the brightest young stars in the ACC who displayed his incredible abilities both offensively and defensively during his redshirt freshman season and with the experience he gained will develop into one of the top stars in the ACC...plays with a very diverse skill set that allows him to be an outstanding ball handler, shot maker, a player with back-to-the-basket skills and a skilled facilitator...has a tremendously unique offensive skill set that will allow him to develop into one of the top players in the ACC during his career...a starter in all three NCAA Tournament games during the Seminoles' run to the Sweet 16 of the 2019 NCAA Tournament which allowed him to showcase his talents on college basketball's biggest stage...has three seasons of eligibility remaining as the 2019-20 season begins...coaches decided to redshirt Gray before the start of his freshman season in order to give him an added year to acclimate himself to the rigors of working towards his degree and playing college basketball...a play maker who handles the basketball, makes shots on offense, is a space eater who blocks shots and rebounds well on defense...his game is often compared to that of Draymond Green of the Golden State Warriors...can effectively play both the small and power forward positions while also bringing the basketball up the court as a guard...one of three players on the Seminoles' 2019-20 roster with starting experience during his career...has started four games - including three in the 2019 NCAA Tournament in helping the Seminoles to the Sweet 16 for the second consecutive year...a member of two NCAA Tournaments teams - the Seminoles' Elite Eight team in 2018 and the Seminoles' Sweet 16 team in 2019...as a starter, he helped Florida State to a 2-1 overall record and a second consecutive appearance in the Sweet 16 in 2019...averaged 6.3 points and 4.0 rebounds in the Seminoles' three NCAA Tournament games...Florida State defeated Vermont in the first round (March 21, 2019, 76-69) and Murray State in the second round (March 23, 2019, 90-62) before falling to No. 1 seeded Gonzaga in the Sweet 16 (March 29, 2019, 72-58)...helped Florida State to a 2-1 record in the ACC Tournament and led the Seminoles to their third appearance in the ACC Tournament Championship game in school history...included in the Seminoles' run to the ACC Tournament Championship game was a victory over No. 2 and National Champion Virginia (March 14, 2019, 69-59)...ranked as the 20th best power forward in the country according to ESPN as a high school star in 2017...ranked as the No. 5 power forward in the state of Florida according to ESPN in 2017...helped lead Dillard to consecutive state championship titles in 2016 and 2017 as a junior and a senior...totaled a double-double of 16 points and 11 rebounds in Dillard's 2017 Class 7A State championship clinching 75-53 win over Edgewater...played in the 23rd annual Dade-Broward All-Star game in 2017...a member of the Florida Vipers AAU team with fellow Florida State teammate Anthony Polite...averaged 10.2 points, 6.6 rebounds and 2.4 assists while playing on the Under Armour circuit during the summer prior to his senior season...helped the Vipers to the Final Four of the Las Vegas Fab 48 Tournament...named to the 2019 ACC Academic Honor Roll...earned the Unsung Hero Award as a member of Florida State's Scout team - the Green Vipers - at Florida State's 2018 Honors Banquet...took home the award as Florida State's most improved player at the Seminoles' 2019 season-ending Honors Banquet...also earned a special team J.U.I.C.E award (Just Us In Combat Every Day) at the Seminoles' Honors Banquet in 2019.

## CAREER HIGHS

PTS	11 vs. Murray State (3-23-19)
FGM	3 vs. 4 teams
	Last vs. Murray State (3-23-19)
FGA	9 vs. Vermont (3-21-19)
FG%	1.000 vs. 3 Teams
	Last at Wake Forest (3-9-19)
3FGM	3 vs. Murray State (3-23-19)
3FGA	4 vs. Murray State (3-23-19)
3FG%	1.000 at North Carolina (2-23-19)
FTM	4 vs. 3 Teams
	Last vs. Vermont (3-21-19)
FTA	5 vs. Vermont (3-21-19)
FT%	1.000 vs. 4 Teams
	Last vs. Murray State (3-23-19)
OR	2 vs. 3 teams
	Last vs. Virginia Tech (3-5-19)
DR	6 vs. Gonzaga (3-28-19)
REBS	6 vs. Gonzaga (3-28-19)
AST	3 vs. Miami (1-9-19)
BLK	1 vs. 3 Teams
	Last at North Carolina (2-23-19)
STL	5 vs. Murray State (3-23-19)
MIN	24 vs. Murray State (3-23-19)



## 2018-19 GAME-BY-GAME STATS

Opponent	Pts.	A	S	3FG-A
Florida	2	0	0	0-1
at Tulane	2	2	1	0-0
Canisius	4	2	0	0-0
vs. UAB	6	0	1	0-0
vs. LSU	8	2	1	0-1
vs. Villanova	7	0	0	0-0
Purdue	7	1	1	1-3
Troy	5	0	0	1-1
vs. UConn	4	0	2	0-1
Southeast Missouri	2	0	0	0-0
North Florida	2	1	0	0-0
vs. Saint Louis	3	1	0	1-2
Winthrop	3	0	1	0-0
at Virginia	2	0	0	0-3
Miami	6	3	1	0-1
Duke	0	0	1	0-0
at Pitt	4	1	2	0-0
at Boston College	5	1	0	0-0
Clemson	7	0	1	1-3
at Miami	2	0	1	0-0
Georgia Tech	4	0	0	0-1
at Syracuse	3	1	2	0-0
Louisville	7	0	2	1-3
Wake Forest	1	1	0	0-2
at Georgia Tech	0	2	0	0-1
at Clemson	2	2	0	0-0
at North Carolina	6	0	0	2-2
NC State	1	2	0	0-0
Virginia Tech	2	0	0	0-0
at Wake Forest	4	0	1	0-0
vs. Virginia Tech (ACC)	4	0	0	0-0
vs. Virginia (ACC)	4	0	1	0-1
vs. Duke (ACC)	3	2	1	0-0
vs. Vermont (NCAA)	8	1	2	0-1
vs. Murray State (NCAA)	11	1	5	3-4
vs. Gonzaga (NCAA)	0	1	2	0-1

rebound and one steal in Florida State's 65-57 victory over Wake Forest in the Seminoles' regular season finale in Winston-Salem (March 9)... totaled four points, one rebound and one steal in Florida State's 69-59 win over No. 2 Virginia in the semifinals of the 2019 ACC Tournament at the Spectrum Center in Charlotte, N.C. (March 15)... totaled eight points, three rebounds, two steals and one assist as a starter in Florida State's victory over Vermont in the NCAA Tournament... was the second start of his career and first in the NCAA Tournament... totaled a career-high 11 points, a career-high five steals and three rebounds in Florida State's 90-62 win over Murray State at the XL Center in Hartford to send the Seminoles to the Sweet 16 of the NCAA Tournament (March 23)... a career-high six rebounds with one assist and two steals in Florida State's Sweet 16 game in the NCAA Tournament against Gonzaga at the Honda Center in Anaheim, Calif. (March 28).

### AS A FRESHMAN (2018)

A redshirt season... played in both of Florida State's exhibition games before the decision was made to redshirt him for the season... scored five points and pulled down four rebounds in 12 minutes of playing time in the Seminoles' 116-68 exhibition game victory over Central Missouri (Oct. 26)... totaled 12 points and five rebounds in 13 minutes of playing time in the Seminoles' 122-52 win over Thomas University at the Donald L. Tucker Center (Nov. 7)... was a member of the Green Vipers practice squad for the Seminoles in 2018... practiced throughout the season and traveled to every road game during his freshman season.

## RAIQUAN GRAY UP CLOSE

### WHY I WEAR MY NUMBER

"I chose to wear No. 1 at Florida State because I wanted to wear a number that was completely different from any number that I have ever worn before. I have worn double digit numbers throughout my career. I wore No. 41 in high school."

### NUMBER FACT

Jonathan Isaac, only the second one-and-done player in school history, wore No. 1 during his only season as a Seminole (2016-17). He earned Freshman All-American, All-ACC Freshman Team and All-ACC Honorable Mention honors in leading the Seminoles to the 2017 NCAA Tournament. Isaac averaged 12.0 points and a team-leading 7.8 rebounds during his one season in Tallahassee. He was the No. 6 overall pick in the 2017 NBA Draft by the Orlando Magic.



### WHAT'S IN A NAME

"My full name is RaiQuan Kelvin Gray. I wasn't named after anyone specifically. My name means wisdom and power. All the children in my family have an R to begin their names - my sister, Raven and my brother, Rasheed. My middle name is similar to my dad's middle name which is Kelvin."

### MY HOMETOWN

"My hometown of Fort Lauderdale, Florida is a beautiful city that is very busy, exciting and friendly. It is small in certain parts and big in others and it's a place that I love calling home."

### AT DILLARD

Graduated from Dillard High School in 2017... as a senior he led Dillard to a 28-5 record overall while averaging a double-double of 16 points and 12 rebounds... helped the Panthers finish 28-4 and nationally ranked 20th by MaxPreps... was recognized by MaxPreps as a part of the Tour of Champions nationally ranked teams... was selected as a member of the 2016 and 2017 All-Broward County First-Team by the Miami Herald... Dillard was ranked 20th nationally in the final high school ranking by MaxPreps... scored 21 points to lead Dillard past St. Raymond (Bronx, N.Y.) in the Kruel Classic Elite Championship... was named to the All-Tournament team in the event as he led Dillard to the team championship... averaged 16.0 points, 11.0 rebounds and 4.0 assists as a junior... helped Dillard to a 28-5 record and the Class 6A state title as a junior in 2016... totaled nine points and 10 rebounds in the championship game victory over Largo High School for the sixth championship in school history... earned All-State Class 6A First Team honors as a junior.

## PERSONALITY PROFILE

- Who is your favorite Superhero? Ironman
- If you could choose one super power what would it be? Teleportation
- One word that describes you? Relaxed
- What sport would you play if you didn't play basketball? Baseball
- What is your favorite Basketball related movie? Coach Carter
- How old were you when you started playing basketball? 9
- What actor would play you in a movie about your life? Samuel L. Jackson
- What is your nickname? Turk/Turkey
- What is your dream job? Professional Coach
- Who is your celebrity crush? Jordyn Woods
- Where is your dream vacation to? Paris
- How good are you at Fortnite on a scale of 1-10? 12
- If you could pick 3 teammates for your Fortnite squad who would it be? Travis Light, Trent Forrest, Anthony Polite
- What is your hidden talent? I can play the trombone
- Who is your favorite comedian? Kevin Hart
- If you had a time machine what is the first place you would visit? The 1990's
- One word that describes your game on the court? Smooth

### PERSONAL

Born July 7, 1999... RaiQuan is the son of Valerie Gray... A cousin of Quinn Gray who played quarterback at Florida A&M in Tallahassee and with the Jacksonville Jaguars of the NFL... he is currently the head coach at Lincoln High School in Tallahassee... chose Florida State and Leonard Hamilton over Baylor, Miami, Florida, Clemson, Virginia Tech, Maryland and Memphis... major is Social Science.



## CAREER STATISTICS

Year	G-GS	FG-A	PCT.	3FG-3FGA	PCT.	FT-FTA	PCT.	PTS.-AVG.	OR	DR	TR-AVG.	PF-D	AST	TO	BLK	STL	MIN
2018-19	36-4	50-115	.435	10-32	.313	31-43	.721	141-3.9	23	60	83-2.3	62-0	27	33	6	29	441-12.3
<b>Totals</b>	<b>36-4</b>	<b>50-115</b>	<b>.435</b>	<b>10-32</b>	<b>.313</b>	<b>31-43</b>	<b>.721</b>	<b>141-3.9</b>	<b>23</b>	<b>60</b>	<b>83-2.3</b>	<b>62-0</b>	<b>27</b>	<b>33</b>	<b>6</b>	<b>29</b>	<b>441-12.3</b>

## CONFERENCE STATISTICS

Year	G-GS	FG-A	PCT.	3FG-3FGA	PCT.	FT-FTA	PCT.	PTS.-AVG.	OR	DR	TR-AVG.	PF-D	AST	TO	BLK	STL	MIN
2018-19	17-0	23-46	.500	4-16	.250	6-11	.545	56-3.3	10	33	43-2.5	27-0	13	13	4	11	189-11.1
<b>Totals</b>	<b>17-0</b>	<b>23-46</b>	<b>.500</b>	<b>4-16</b>	<b>.250</b>	<b>6-11</b>	<b>.545</b>	<b>56-3.3</b>	<b>10</b>	<b>33</b>	<b>43-2.5</b>	<b>27-0</b>	<b>13</b>	<b>13</b>	<b>4</b>	<b>11</b>	<b>189-11.1</b>

## NCAA STATISTICS

Year	G-GS	FG-A	PCT.	3FG-3FGA	PCT.	FT-FTA	PCT.	PTS.-AVG.	OR	DR	TR-AVG.	PF-D	AST	TO	BLK	STL	MIN
2018-19	3-3	5-18	.278	3-6	.500	6-7	.867	19-6.3	3	9	12-4.0	6-0	3	6	2	9	65-21.7
<b>Totals</b>	<b>3-3</b>	<b>5-18</b>	<b>.278</b>	<b>3-6</b>	<b>.500</b>	<b>6-7</b>	<b>.867</b>	<b>19-6.3</b>	<b>3</b>	<b>9</b>	<b>12-4.0</b>	<b>6-0</b>	<b>3</b>	<b>6</b>	<b>2</b>	<b>9</b>	<b>65-21.7</b>





# 15 | DOMINIK OLEJNICZAK

- GRADUATE | 7-2 | 260 | CENTER
- TORUN, POLAND
- OLE MISS | DRAKE

PRONOUNCED: DOM-a-nick Ole'-knee-CHUCK

## ON OLEJNICZAK

Playing his final season of eligibility after transferring to Florida State from Ole Miss as a graduate transfer... only the third graduate transfer at Florida State following the footsteps of Jeff Peterson (2012) and David Nichols (2019)...both Peterson and Nichols helped lead the Seminoles to the NCAA Tournament...comes to Florida State after one season at Drake (2015-16) and two seasons at Ole Miss (2017-18 and 2018-19)...sat out the 2016-17 season after transferring from Drake to Ole Miss because of NCAA regulations...helped lead Ole Miss to the NCAA Tournament in 2019...the Rebels were the No. 8 seed in the South Region of the 2019 NCAA Tournament...Ole Miss fell to No. 9 seed Oklahoma, 95-72, in the first round of the tournament...his addition to the Seminoles' roster gives Florida State a pair of 7-footers – Olejniczak (7-2) and Balsa Koprivica (7-1)...named to the SEC Winter Academic Honor Roll during the 2017-18 season.

## FIBA WORLD CUP (2019)

Named to the National Team of Poland for competition in the FIBA World Cup of Basketball in China on August 30, 2019...Poland advanced to the quarterfinals and earned an eighth place standing with a 5-3 record...averaged 1.6 points, 1.4 rebounds and 0.2 assists as he played in six of Poland's eight games in the tournament...Poland defeated Venezuela, 80-69, in the first round of the championship...totaled two points and one rebound as Poland defeated China, 79-76, in overtime to advance to the second round...totaled two points, two rebounds and one assist as Poland defeated the Ivory Coast to finish pool play with a 3-0 record... Poland beat Russia, 79-74, in its first game of the second round...scored two points and added one rebound in a 91-65 loss to Argentina...totaled two rebounds in just over one minute played as Poland fell to Spain, 90-78, in the quarterfinals...Poland lost to Spain, 90-78, in a 5-8 classification game...earned four minutes of playing time in Poland's final game of the World Cup — an 87-74 loss to the United States...scored two points and pulled down one rebound against the U.S.A.

## AS A REDSHIRT JUNIOR (2019 AT OLE MISS)

Averaged 5.3 points (seventh on the team), 3.0 rebounds (fifth), a career-high and team-leading 0.9 blocked shots (first) and shot a team leading .575 from the field as he played in all 33 games...established career-highs for games played (33), games started (22), assists (23), blocked shots (30), steals (17), minutes played (603) and average minutes played per game (16.3)...led the Rebels to the NCAA Tournament with a 20-13 overall record and a 10-8 record in SEC play...marked the first time the Rebels had advanced to play in the NCAA Tournament since 2015...Ole Miss was selected as the No. 8 seed in the South Region of the 2019 NCAA Tournament...the Rebels earned two wins over SEC Tournament Champion and NCAA Tournament Final Four participant Auburn during the regular season...Shot .575 from the field to bring his career field goal shooting percentage to .608 entering his final season at Florida State...scored in double figures three times with his season-high of 13 points coming in a victory at home over Arkansas (Jan. 19)...totaled 13 points, five rebounds and two blocked shots in the 84-67 Ole Miss victory...also totaled 11 points against Auburn at home (Jan. 9) with 10 points coming at home against Middle Tennessee (Dec. 21)...his season-high of seven rebounds came twice – in a win at Illinois State (Dec. 8) and at home against Auburn (Jan. 9)...earned five or more rebounds in eight different games including five games against SEC competition...totaled four points, four rebounds and a career-high tying three assists in the Rebels game against Oklahoma in the NCAA Tournament...Oklahoma took the 95-72 win at Colonial Life Arena in Columbia, S.C.

## AS A REDSHIRT SOPHOMORE (2018 AT OLE MISS)

Averaged 4.3 points (eighth on the team), 2.6 rebounds (sixth) and 0.6 blocked shots (fourth) while playing in all 32 games for the Rebels...started 11 games for the Rebels in his first season of eligibility in Oxford... shot .531 from the field as he continued to display his field goal shooting prowess...Ole Miss finished the season with a 12-20 overall record and a 5-13 record in SEC play...earned starting assignments in SEC play against South Carolina, at Georgia, against Florida, at Texas A&M and at Tennessee...scored in double figures in four games as a Rebel...highest scoring game of the season (16 points) came at Texas in the Big 12 / SEC Challenge in Austin (Jan. 27)...his 16 points came as he matched-up against first round NBA Draft pick Mohamed Bamba, who now plays for the Orlando Magic...totaled 16 points, six rebounds, two assists, one blocked shot and one steal against the Longhorns...scored 15 points to go along with a season-high tying three blocked shots and two steals in an 85-63 win over Texas A&M Corpus Christi (Dec. 19)...played well at Kentucky with 10 points, four rebounds and three blocked shots (Feb. 28)...first career double-double of 10 points and 10 rebounds at Auburn (Jan. 9)...one of four Rebels in double figure scoring and tied for game-high honors with his 10 rebounds...in pulling down his season-high of 10 rebounds, he totaled his career-high of six offensive rebounds against the Tigers...his three steals at Auburn also tied his career high...also totaled seven rebounds at Georgia (Jan. 3), five rebounds in a win over Mississippi State (Jan. 6) and six rebounds at Texas...14 steals with multiple steals coming in four different games including his career-high of three against Auburn.

## AS A SOPHOMORE (2017 AT OLE MISS)

Sat out the season at Ole Miss as a redshirt due to NCAA transfer regulations...practiced but did not travel with the Rebels during the season...Ole Miss finished the season with a 22-14 overall record and a 10-8 mark in SEC play.



## AS A FRESHMAN (2016 AT DRAKE)

Averaged a career-high 6.5 points (fourth on the team), a career-high 4.1 rebounds (third) and 0.7 blocked shots (first) in helping Drake to a 7-24 overall record...Drake is a member of the Missouri Valley Conference... played in 30 of the Bulldogs 31 games and averaged 16.4 minutes played per game...shot a career-high .722 from the field and was only 18 field goals made short of establishing the Drake school record for best field goal percentage in a single season...scored his career-high of 19 points in a 69-59 overtime win over Loyola (Chicago) in the Bulldog's regular season finale...made seven of 11 field goals and five of seven free throws in the Drake win...blocked a career-high six shots in the win over Loyola...double figure scoring came six times including during the final three games of the season when he averaged 16.6 points and 7.7 rebounds against Missouri State (Feb. 24), Loyola (Feb. 27) and again vs. Missouri State (March 3) in the Missouri Valley Conference Tournament...totaled 12 points against Missouri State, 19 against Loyola and 18 against Missouri State in the conference tournament...three games against Missouri State during the season and he averaged 14.6 points and 6.3 rebounds against the Bears with three double figure scoring games...totaled 14 points at home against Missouri State (Jan. 20), 12 at Missouri State (Feb. 24) and 18 against Missouri State in the Missouri Valley Conference Tournament...also totaled 13 against Indiana State (Feb. 6) and 10 at Southern Indiana (Feb. 13)...career-high 12 rebounds in his career debut – a 97-52 win over Simpson (Iowa) College...totaled a career-high 11 defensive rebounds as he grabbed double figures for the first time in his career...10 rebounds at Indiana State (Jan. 6) marked the second time in his career that earned double figure rebounds...his career-high of six blocked shots came in the Bulldog's victory over Loyola and was the sixth of six games with multiple blocked shots...his six blocked shots are tied for second in school history for a single game – the school record for blocked shots in a single game is seven...blocked two shots in his career-debut against Simpson College...at least five rebounds in 12 of 30 games as a freshman.

## CAREER HIGHS

PTS	19 vs. Loyola (2-17-16)*
FGM	9 vs. Missouri State (3-3-16)*
FGA	13 at Texas (1-27-18)**
	13 vs. Missouri State (3-3-16)*
FG%	1,000 vs 13 Teams
	Last vs. Oklahoma (3-22-19)
FTM	9 vs. Auburn (1-9-19)**
FTA	12 vs. Auburn (1-9-19)**
FT%	1,000 vs. 14 Teams
	Last vs. Georgia (2-23-19)
OR	6 at Auburn (1-9-18)**
DR	11 vs. Simpson College (11-13-15)*
REBS	12 vs. Simpson College (11-13-15)*
AST	3 vs. Oklahoma (3-22-19)**
	3 vs. Georgia (2-23-19)**
BLK	6 vs. Loyola (2-27-16)*
STL	3 vs. Chattanooga (12-16-18)**
	3 at Auburn (1-9-18)**
MIN	34 vs. Loyola (2-27-16)*

\*at Drake (2015-16)

\*\*at Ole Miss (2017-18, 2018-19)

## AT HIGH SCHOOL

Graduated from secondary school in his native Poland in 2015...a member of the Polish National team and played in the U20 European Championships in Greece during the summer of 2016...averaged 7.5 points and 5.0 rebounds for Poland in the U18 Division A European Championships during the summer of 2015... averaged 12 points and nine rebounds in the Euroleague 2014 Nike Junior Invitational.

## PERSONAL

Born July 1, 1996...Dominik is the son of Joanna and Grzegorz Chelczynska...earned his bachelor's degree from Ole Miss in General Studies with an emphasis on Digital Media Studies, Journalism and Education... Olejniczak is working towards earning his Master's degree in International Affairs at Florida State.



## 2015-16 GAME-BY-GAME STATS

Opponent	Pts.	Rebs.	B
Simpson College	8	12	2
at Tulane	7	6	0
Missouri Kansas City	7	6	2
vs. Western Kentucky	0	1	0
vs. Weber State	4	3	0
vs. Pepperdine	2	3	0
Illinois Chicago	5	3	1
at Bowling Green	9	5	1
DePaul	2	4	0
at Nevada	0	0	0
vs. Iowa	2	1	1
Abilene Christian	2	3	0
at Wichita State	0	0	0
Indiana State	2	1	0
at Northern Iowa	4	4	0
at Evansville	4	1	0
Southern Illinois	6	6	0
Missouri State	14	5	0
at Loyola (Chicago)	3	1	1
at Illinois State	8	4	2
Bradley	8	4	2
at Indiana State	6	10	0
Northern Iowa	13	7	0
Wichita State	9	2	0
at Southern Illinois	10	0	0
Evansville	8	5	2
at Bradley	4	4	0
at Missouri State	12	6	0
Loyola (Chicago)	19	9	6
vs. Missouri State	18	8	1

## 2017-18 GAME-BY-GAME STATS

Opponent	Pts.	Rebs.	B
Louisiana	2	4	1
Eastern Kentucky	6	3	0
Georgia State	5	2	1
vs. Utah	2	3	0
vs. Rice	2	0	0
South Dakota State	0	0	0
Virginia Tech	2	3	0
at Middle Tennessee	2	0	0
Sam Houston State	6	4	0
Illinois State	1	0	0
Texas A&M Corpus Christi	15	1	3
Bradley	6	2	2
South Carolina	0	2	2
at Georgia	6	7	0
Mississippi State	2	5	1
at Auburn	10	10	1
Florida	2	1	0
at Texas A&M	2	2	2
at Arkansas	6	4	1
Alabama	1	3	0
at Texas	16	6	1
Auburn	7	4	0
at Tennessee	2	1	0
Missouri	4	4	0
at LSU	6	1	0
Arkansas	0	0	0
at Mississippi State	0	0	1
at Missouri	5	2	0
Tennessee	2	2	0
at Kentucky	10	4	3
Vanderbilt	4	1	1
vs. South Carolina (SEC)	4	2	0

## 2018-19 GAME-BY-GAME STATS

Opponent	Pts.	Rebs.	B
Western Michigan	8	3	2
at Butler	2	2	0
Nicholl State	6	2	1
vs. Baylor	0	3	1
vs. Cincinnati	6	2	1
San Diego	4	4	0
Louisiana Monroe	8	3	2
at Illinois State	9	7	1
vs. Southeastern Louisiana	9	1	0
Chattanooga	7	2	2
vs. Middle Tennessee	10	3	0
Florida Gul Coast	2	5	1
at Vanderbilt	8	3	2
Auburn	11	7	0
at Mississippi State	6	1	2
LSU	7	5	1
Arkansas	13	5	2
at Alabama	4	6	1
Iowa State	6	5	0
at Florida	6	2	0
Mississippi State	0	0	1
Texas A&M	6	4	1
at Georgia	2	2	1
at Auburn	0	3	0
Missouri	6	1	2
at South Carolina	3	2	2
Georgia	6	5	0
Tennessee	2	0	1
at Arkansas	6	1	0
Kentucky	0	1	0
at Missouri	4	3	2
vs. Alabama (SEC)	4	1	1
vs. Oklahoma (NCAA)	4	4	0

## DOMINIK OLEJNICZAK UP CLOSE

### WHY I WEAR MY NUMBER

My favorite number is 13. I wore No. 13 when I played for Poland in the FIBA World Cup during the Summer of 2019 and while I was at Ole Miss. The No. 13 is retired at Florida State because the great Dave Cowens wore it during his Hall of Fame career at Florida State, so I will wear No. 15 as a Seminole. My mother, Joanna Chelczyńska, who played professional basketball in Poland for the better part of two decades, wore No. 15 during her career. My mother was a 5-foot-8 guard for teams such as Energa Torun and KS Odra Brzeg, where she played professionally until 2014.



### NUMBER FACT

Rick Benson, who wore No. 15 during his career as a Seminole, totaled 451 rebounds during the 1954-55 season ranks – a total that is second all-time only to Dave Cowens' 456 rebounds during the 1967-68 season, Benson was Florida State best rebounder of the decade, when he averaged 17.3 rebounds per game. He is famously remembered for his performance against Florida Southern on January 7, 1955, where he grabbed 32 rebounds, the most ever recorded by a Seminole in a single game. It is a school record that has stood for 64 years.

### MY HOMETOWN

Torun is a beautiful city with a rich history. It's a city of about 200,000 people and is located in the northern-central part of the country on the Vistula River. It is a special place for me because it's where most of my family lives. I'm always happy and excited to be there.

## PERSONALITY PROFILE

- What kind of animal is your favorite? Leopard
- Who is your favorite NBA Player? Steven Adams
- What is your favorite television show? Friends
- If you could choose one super power what would it be? Teleportation
- What sport would you play if you didn't play basketball? Soccer
- How old were you when you started playing basketball? 11
- What was your favorite cartoon to watch growing up? Scooby-Doo
- What is your favorite subject in school? Graphic design
- What is your hidden talent? I can design things
- Who is your favorite comedian? Kevin Hart
- What is the first thing you would buy if you won the lottery? House for my parents
- If you had a time machine what is the first place you would visit? My life in 10 years
- What is your favorite book/series of books? Harry Potter
- One word that describes your game on the court? Strong







# 10 | MALIK OSBORNE

- RS-SOPHOMORE | 6-9 | 225 | FORWARD
- MATTESON, ILL.
- RICE | RICH SOUTH HIGH SCHOOL



*M. Osborne #10*

**ON OSBORNE**

Will be one of the surprise players in the ACC for the 2019-20 season who will utilize his athleticism on both ends of the court to contribute to the Seminoles' success in his first season on the active roster...begins the 2019-20 season with three years of eligibility after transferring from Rice prior to the 2018-19 season and sitting out the season because of NCAA transfer rules...in his first season of play for the Seminoles during the 2019-20 season...in his second season as a member of the Seminole men's basketball team...a tough, physical player who loves playing defense...has strong rebounding, blocking out and shot blocking skills...a member of Florida State's 2019 NCAA Tournament Sweet 16 team...helped the Seminoles to a 29-8 overall record, a 13-3 mark in the ACC, a fourth place finish in the ACC standings, to the third appearance in the ACC Tournament Championship game and to the Sweet 16 of the NCAA Tournament...the Seminoles' 29 overall victories and 13 ACC wins are both single season records for the Florida State basketball program...comes to Florida State from Rice University where he played as a freshman for the Owls during the 2017-18 season...averaged 9.0 points and 6.5 rebounds as Rice finished with an overall record of 7-24 and a 4-14 mark in Conference USA play...on a short list of Division I transfers into Florida State...first Division I transfer into Florida State for Head Coach Leonard Hamilton and his staff since Toney Douglas arrived from Auburn and began playing for the Seminoles in the 2006-07 season...played as a member of the Illinois Ballers in AAU Basketball...there are currently two players from the Bosco Institute playing in the ACC - Osborne and Luka Kraljevic at Boston College...former Seminole and 2019 NBA First Round Draft Choice Mfondu Kabengele also attended the Bosco Institute...named to the 2019 ACC Academic Honor Roll.

**AS A REDSHIRT FRESHMAN (AT FLORIDA STATE 2019)**

A redshirt season after transferring from Rice University prior to the 2018-19 season...practiced with the Seminoles throughout the season as he prepared himself to play for Florida State during the 2019-20 season...added more than 25 pounds of muscle to his frame and became a much stronger player because of his work on the court with Associate Head Coach Stan Jones and Director of Strength and Conditioning Mike Bradley...is much more prepared for the rigors of Florida State's upcoming 20-game ACC schedule beginning with his first season of eligibility at Florida State...traveled and practiced with the Seminoles to the NCAA First and Second Rounds in Hartford, Conn...given the opportunity to travel with the Seminoles via an NCAA waiver because Florida State University was on spring break during the Seminoles' first and second round wins over Vermont (March 21, 2019, 76-69) and Murray State (March 23, 2019, 92-69).

**AS A FRESHMAN (AT RICE 2018)**

Averaged 9.0 points (fourth on the team), 6.5 rebounds (second), 0.8 blocked shots (first) and 0.6 steals (third), while shooting .414 from the field...ranked third amongst his Owl teammates with 280 points...ranked fifth on the team with 22 3-point shots made...started 27 of the Owls' 31 games...was a starter in each of Rice's final 27 games of the season - including each of its 18 conference games...earned his first career start against Ole Miss (Nov. 22) as he scored four points and pulled down six rebounds in 25 minutes of play...

his starting assignment against Ole Miss was the first of 27 consecutive starts for the freshman...finished his inaugural season ranked in the top ten on Rice's freshman list for rebounds (fifth / 202), blocked shots (fifth / 24), free throws attempted (sixth / 115) and free throws made (seventh / 74)...ranked third on the team as a 12-time double figure scorer...20 or more points came twice in the final six games of the season with his career-high of 24 points coming against Marshall (Feb. 15) and 20 coming at Florida International (Feb. 24)...averaged 14.0 points with four double figure scoring games in his final six games of the season...two double-doubles (22 points and 13 rebounds against Marshall and 10 points and 10 rebounds against UTEP) in that season-ending stretch of six games...scored in double figures for the first time in his career against the University of Texas Rio Grande with 14 points against the Vaqueros (Dec. 2)...his 6.5 rebounds per game average ranked him second on the team and 14th in Conference USA...he ranked ninth in the league in offensive rebounds per game (2.3)...the Rice team leader in rebounds 11 times...double figure rebounds four times as a freshman - 11 at New Mexico (Dec. 19), 13 at Texas San Antonio (Dec. 28), 13 against Marshall (Feb. 15) and 10 at Texas El-Paso (March 1)...totaled 13 rebounds against Texas San Antonio (Dec. 28) in the first Conference USA game of his career...totaled eight or more rebounds in 13 different games...led the Owls in rebounding for the first of 11 times in the second game of his career with eight rebounds at Georgia State (Nov. 14)...pulled down a team-high nine rebounds against UNLV in Las Vegas at the MGM Grand Main Event (Nov. 20)...finished third amongst his Rice teammates with three double-doubles...recorded first career double-double at New Mexico as he scored 12 points and pulled down a team-high 11 rebounds...second career double-double with 22 points and 13 rebounds against Marshall (Feb. 15)...totaled third career double-double of 10 points and 10 rebounds in Rice's 76-70 win over UTEP (March 1)...led the team with 24 blocks (0.8 bpg) and 14th in blocks per game (0.8).

**CAREER HIGHS**

PTS	22 vs. Marshall (2-15-18)
FGM	7 at FIU (2-14-18)
	7 vs. Marshall (2-15-18)
FGA	17 vs. Marshall (2-15-18)
FG%	.800 vs. Charlotte (1-6-18)
3FGM	3 vs. 4 teams
	Last vs. Western Kentucky (2-17-18)
3FGA	9 vs. Marshall (2-15-18)
3FG%	.750 vs. Western Kentucky (2-17-18)
FTM	9 vs. Charlotte (1-6-18)
FTA	11 vs. Charlotte (1-6-18)
FT%	1.000 vs. 7 Teams
	Last vs. Texas San Antonio (3-3-18)
OR	5 vs. UNLV (11-20-17)
DR	10 vs. Marshall (2-15-18)
REBS	13 vs. Texas San Antonio (12-28-17)
	13 vs. Marshall (2-15-18)
AST	2 vs. 6 teams
	Last at FIU (2-14-18)
BLK	3 vs. Florida Atlantic (1-27-18)
	3 vs. Charlotte (1-6-18)
STL	4 at Stephen F. Austin (12-9-17)
MIN	36 at Stephen F. Austin (12-9-17)



## 2017-18 GAME-BY-GAME STATS

Opponent	Pts.	Rebs.	Blk	S
Eastern Kentucky	1	0	0	0
Georgia State	5	8	1	0
at Northwestern State	4	8	0	0
vs. UNLV	4	9	2	1
vs. Ole Miss.	4	6	1	0
St. Thomas	4	7	0	0
at UT Arlington	0	3	0	2
Texas Rio Grande Valley	14	6	0	0
at Stephen F. Austin	8	9	1	4
St. Edward's	9	3	0	1
at Texas Tech	4	4	0	1
at New Mexico	12	11	1	0
Texas State	8	2	0	0
at Texas San Antonio	7	13	0	1
at Texas El-Paso	7	6	0	0
Old Dominion	5	5	1	0
Charlotte	18	6	3	1
North Texas	4	4	2	1
at Southern Miss	17	8	0	1
at Louisiana Tech	11	7	2	1
Florida International	16	5	0	0
Florida Atlantic	10	8	3	1
at North Texas	7	3	2	0
at Middle Tennessee	11	5	1	0
at UAB	6	9	0	2
Marshall	22	13	0	0
Western Kentucky	15	4	1	0
at Florida Atlantic	8	6	1	0
at Florida International	20	6	0	1
Texas El-Paso	10	10	1	1
Texas San Antonio	9	8	1	0



## MALIK OSBORNE UP CLOSE

### WHY I WEAR MY NUMBER

"There is no real significance to why I will wear No. 10 during my Florida State career. I wore No. 13 last season when I played at Rice; that's the same number I wore when I played at the Bosco Institute. I know a number of good players have worn No. 10 here at Florida State, including Sam Cassell and Okaro White, and I want to make them proud of me while I am wearing the number."

### NUMBER FACT

The No. 10 is very special in the history of Florida State basketball. It has been worn by 15 players including All-American Sam Cassell who led the Seminoles to the NCAA Tournament during both of his seasons in Tallahassee (1992 and 1993). He was Florida State's leading scorer in his first season, while averaging 18.4 points per game and led the Seminoles to 47 wins in his two-year career. Cassell guided Florida State to the Elite Eight of the NCAA Tournament in 1993 and was a first round pick of the Houston Rockets in the 1993 NBA Draft.



### WHAT'S IN A NAME

"My full name is Malik James Osborne. Malik comes from a close friend of my father and James from my father."

### MY HOMETOWN

"My hometown of Matteson, Illinois is a quiet town with friendly, hardworking people who support through their endeavors."

### AT BOSCO INSTITUTE

Averaged 14.0 points and 9.0 rebounds while shooting .510 from the field in his only season at the Bosco Institute in Indiana in 2017...led Bosco to the Mid-American Prep Championship in 2017 - the second consecutive season Bosco won the championship...named the MVP of the Mid-American Prep Championship in 2017...in the last three seasons, Don Bosco has produced more than 15 Division I players including former Seminole and 2019 first round NBA Draft choice Mfiondu Kabengele and Osborne, who will play for the Seminoles beginning with the 2018-19 season...Kabengele and Osborne were not teammates at Bosco.

### AT RICH SOUTH

Graduated from Rich South High School in Illinois in 2016...averaged 10.8 points, 7.1 rebounds and 1.6 blocked shots as a member of the varsity team as a senior...led the Stars to an 18-8 record...earned All-Conference First Team and All-Area Honorable Mention honors in 2017...a team leader as Rich South advanced to the second round of the state high school championship tournament...played in 25 of the Rich South's 26 games...scored in double figures in 13 of the 25 games he played in...season-high of 20 points came in a 58-44 win over Rich East...scored 19 points in the season opening win over Plainfield South and totaled 18 in a win over Southland College Prep...totaled

## CAREER STATISTICS

Year	G-GS	FG-A	PCT.	3FG-3FGA	PCT.	FT-FTA	PCT.	PTS.-AVG.	OR	DR	TR-AVG.	PF-D	AST	TO	BLK	STL	MIN
2017-18	31-27	92-222	.414	22-83	.265	74-115	.643	280-9.0	71	131	202-6.5	69-2	26	57	24	19	841-27.1
<b>Totals</b>	<b>31-27</b>	<b>92-222</b>	<b>.414</b>	<b>22-83</b>	<b>.265</b>	<b>74-115</b>	<b>.643</b>	<b>280-9.0</b>	<b>71</b>	<b>131</b>	<b>202-6.5</b>	<b>69-2</b>	<b>26</b>	<b>57</b>	<b>24</b>	<b>19</b>	<b>841-27.1</b>

## CONFERENCE STATISTICS

Year	G-GS	FG-A	PCT.	3FG-3FGA	PCT.	FT-FTA	PCT.	PTS.-AVG.	OR	DR	TR-AVG.	PF-D	AST	TO	BLK	STL	MIN
2017-18	18-18	68-162	.420	18-65	.277	49-79	.620	203-11.3	41	85	126-7.0	40-0	15	33	18	10	525-19.2
<b>Totals</b>	<b>18-18</b>	<b>68-162</b>	<b>.420</b>	<b>18-65</b>	<b>.277</b>	<b>49-79</b>	<b>.620</b>	<b>203-11.3</b>	<b>41</b>	<b>85</b>	<b>126-7.0</b>	<b>40-0</b>	<b>15</b>	<b>33</b>	<b>18</b>	<b>10</b>	<b>525-19.2</b>

## PERSONALITY PROFILE

- What kind of animal is your favorite? Dogs (Bichon Frise)
- Who is your favorite Superhero? Black Panther
- Who is your favorite NBA Player? Paul George
- What is your favorite song to listen to before a game? Knock It Off - Jay Rock
- If you could choose one super power what would it be? Teleportation
- What is your favorite NBA Team? Chicago Bulls
- What is your favorite Basketball related movie? Glory Road
- What is your dream car? Any sports class Audi
- How good are you at Fortnite on a scale of 1-10? 8.5
- If you could pick 3 teammates for your Fortnite squad who would it be? Travis Light, Dominik Olejniczak, Trent Forrest
- What is your favorite subject in school? Math
- What is your hidden talent? I play the piano (kind of)
- What is the first thing you would buy if you won the lottery? Play off my parents' student loans
- If you had a time machine what is the first place you would visit? Prehistoric times
- What is your favorite book/series of books? The Hunger Games

four double-doubles as a senior...a double-double of 10 points and 10 rebounds against Joliet West, 20 points and 10 rebounds against Rich East, 17 points and 11 rebounds in a second game against Rich East and 18 points and 10 rebounds against Southland College Prep... named the Stars' Player of the Game for his performance against Plainfield South.

### PERSONAL

Born April 9, 1998...Malik is the son of Tina and James Osborne... James played football at Iowa State and Tina ran track at Lewis College...earned 10 offers to play Division I basketball during his one season at the Bosco Institute...among the schools who extended offers were Rice, Seton Hall and Oregon State coming out of prep school... among his choices when transferring from Rice to Florida State were Northwestern, Wisconsin, San Diego State, Kansas State, Seton Hall and Virginia Tech...major is Criminology.







# 2 | ANTHONY POLITE

- RS-SOPHOMORE | 6-6 | 215 | GUARD
- LUGANO, SWITZERLAND
- ST. ANDREWS CHRISTIAN SCHOOL (FLA.)



## AS A REDSHIRT FRESHMAN (2019)

Averaged 2.7 points (11th on the team), 1.6 rebounds (ninth) and 0.6 steals (seventh) while playing in 30 of Florida State's 37 games during its record-setting and NCAA Tournament season...averaged 11.5 minutes played per game as one of 11 Seminoles who averaged 11 or more minutes played per game...shot .773 from the field as he finished the season as one of only five players on the team to shoot 77 percent or better from the free throw line...made 11 well-timed 3-point shots and finished as one of nine Seminoles who made 10 or more 3-point field goals during the season...helped Florida State to a 29-8 overall record and a 13-3 mark in ACC play – both the 29 wins and 13 conference wins set school records for overall and ACC wins in a single season...the Seminoles advanced to the ACC Tournament Championship game after finishing in fourth place in the regular season standings of the ACC...marked just the third time the Seminole had played in the ACC Tournament Championship game in school history...the Seminoles then advanced to the Sweet 16 of the NCAA Tournament marking the second consecutive season the Seminoles had advanced to the second weekend of the NCAA Tournament...helped Florida State win a school-record eight consecutive ACC games from January 22 (against Clemson) through February 22 against Clemson...Florida State's record went from 13-5 overall and 1-4 in the ACC to 21-5 overall and 9-4 in the ACC during the school-record eight games winning streak...helped Florida State defeat six ranked teams – including then No. 2 ranked Virginia in the ACC Tournament Semifinals – during the season...Florida State was ranked for the majority of the season – all but one week – and were ranked as high as No. 9 nationally...the Seminoles finished the season ranked No. 10 in the final Associated Press poll of the season...his season-high of nine points came in wins over Canisius and Murray State with eight points coming in Florida State's victory over Winthrop...his ACC career-high for scoring of five points came in Florida State's victory at home over Wake Forest (Feb. 13)...averaged 11.5 minutes played per game as he played in double figure minutes in 14 different games including 14 minutes in Florida State's NCAA Tournament victory over Murray State...played his career-high of 25 minutes and scored five points in Florida State's game against Villanova in the championship game of the 2018 AdvoCare Invitational...averaged 19.0 minutes per game against UAB (11 minutes played), LSU (21 minutes played) and Villanova (25 minutes played) as Florida State earned a 2-1 record and played in the championship game of the important early-season tournament...made 11 3-point shots with his career-high of two coming in two of Florida State's most important victories of the season...totaled two long range shots made in Florida State's overtime victory over LSU in the AdvoCare Invitational and two in Florida State's victory over Murray State – a win that sent Florida State to the Sweet 16 of the NCAA Tournament for the second consecutive season...also hit an important 3-point shot in Florida State's ACC victory over Wake Forest at the Donald L. Tucker Center in Tallahassee...made 17 of 22 free throw attempts with his career-high of four coming in Florida State's win over Canisius in the first round of the AdvoCare invitational in Tallahassee...made 12 of his 14 free throws of the season...was a defensive terror with his career-high four steals in Florida State's victory over Saint Louis in the Orange Bowl Classic (Dec. 22)...also totaled three steals in the Seminoles' victory over Winthrop at the Donald L. Tucker Center (Jan. 1)...totaled seven of his 18 steals for the season in those two back-to-back games...totaled nine of his 18 steals in four consecutive games against UConn (one steal), North Florida (one steal), Saint Louis (four steals) and Winthrop (three steals)...his season debut came with five points and one rebound in nine minutes of playing time in the Seminoles' 81-60 victory over Florida in Tallahassee (Nov. 6)...totaled his career-high of nine points to go along with two rebounds, two assists and one steal in 13 minutes of play in the Seminoles' 93-61 win over Canisius in the AdvoCare Invitational in Tallahassee (Nov. 19)...scored six points and totaled his career-high of three assists and two steals in Florida State's 79-76 overtime victory over LSU in the semifinals of the AdvoCare Invitational (Nov. 23)...totaled four points, four rebounds, one steal and one assist in Florida State's victory over Troy in Tallahassee (Dec. 3)...scored five points and added one rebound in Florida State's 79-71 victory over UConn in the Never Forget Tribute Classic at the Prudential Center in Newark, N.J. (Dec. 8)...totaled eight points, his career-high of five rebounds with three steals and one assist in Florida State's 87-76 win over Winthrop...totaled five points, two rebounds and one steal in Florida State's 88-66 win over Wake Forest (Feb. 13)...totaled a career-high tying nine points, three rebounds and a career-high tying three assists in 14 minutes in the Seminoles' 90-62 win over Murray State at the XL Center in Hartford, Conn...the victory over Murray State sent the Seminoles to the Sweet 16 of the NCAA Tournament for the second consecutive season (March 23).

## ON POLITE

A sure-handed guard with a knack for hitting important 3-point shots who will find himself at the center of the Seminoles' rotation as a redshirt sophomore...now in his third season in the program, his ability to initiate the Seminoles' offense while running the team from the point guard position and knock down important shots will prove very important with six new players on the court for Florida State during the 2019-20 season...is at his best when the ball is in his hands...his great height on the perimeter with great vision gives him a tremendous ability to run a team from the point guard position...very tough with excellent playmaking skills...left-handed...a hard-nose, tough guard who can score, rebound and play defense...a member of two NCAA Tournament teams who has three seasons of eligibility remaining beginning with the start of the 2019-20 season...helped the Seminoles to a record-setting season in 2018-19 as Florida State finished with a 29-8 overall record, a 13-5 mark in ACC play, a fourth place finish in the ACC standings, the third appearance in the ACC Tournament Championship Game and a second consecutive appearance in the Sweet 16 of the NCAA Tournament...the Seminoles' 29 wins set the program record for overall wins in a season while their 13 ACC regular season wins set the school record for ACC wins in a season...the Seminoles added two victories in the ACC Tournament to bring their ACC win total to 15 for the season – a total that tied the school record for ACC wins in a season...the Seminoles' 2012 team also won 15 ACC games as they captured Florida State's first ever ACC Tournament Championship...appeared in his first three NCAA Tournament games as he helped the Seminoles to the Sweet 16 of the NCAA Tournament for the second consecutive season...averaged 10.3 minutes played per game as Florida State defeated Vermont (March 21, 2019, 76-69) and Murray State (March 23, 2019, 90-62) at the XL Center in Hartford, Conn., to advance to the Sweet 16 where they fell to No. 1 seeded Gonzaga (March 28, 2019, 72-58)...ranked as the 40th best shooting guard in the country and the 18th best in the state of Florida according to 247Sports...was named the 2016 Small School Player of the Year in Palm Beach County by the Palm Beach Post...played for the Florida Vipers Under Armour team that went to the semifinals of the Las Vegas 48 tournament...averaged 12 points, six rebounds and two assists over four games while shooting 51% for the Vipers...played with fellow FSU teammate RaiQuan Gray...regarded as a very effective scorer that is efficient from inside and outside the arc... named to the 2018 ACC Academic Honor Roll...earned the Golden Torch Award for the Seminole men's basketball team in 2018 with a 3.363 grade point average in Entrepreneurship...the Golden Torch is presented annually and goes to the top student-athlete on each of Florida State's athletic teams...earned the Unsung Hero Award as a member of Florida State's Scout team – the Green Vipers – at Florida State's 2018 Honors Banquet...earned a special team J.U.I.C.E award (Just Us In Combat Every Day) at the Seminoles' Honors Banquet in 2019.

## CAREER HIGHS

PTS	9 vs. Murray State (3-23-19) 9 vs. Canisius (11-19-18)
FGM	3 vs. Murray State (3-23-19) 3 vs. Winthrop (1-1-19)
FGA	7 vs. Winthrop (1-1-19)
FG%	1.000 vs. Wake Forest (2-13-19)
3FGM	2 vs. Murray State (3-23-19) 2 vs. LSU (11-23-18)
3FGA	6 vs. LSU (11-23-18)
3FG%	1.000 vs. Murray State (3-23-19)
FTM	4 vs. Canisius (11-19-18)
FTA	4 vs. Canisius (11-19-18) 4 vs. Florida (11-6-18)
FT%	1.000 vs. Winthrop (1-1-19) 1.000 vs. Troy (12-3-18) 1.000 vs. UConn (12-8-18) 1.000 at Virginia (1-5-19)
OR	4 vs. Troy (12-3-18)
DR	4 vs. Georgia Tech (2-2-19) 4 vs. Winthrop (1-1-19)
REBS	5 vs. Winthrop (1-1-19)
AST	3 vs. Murray State (3-23-19) 3 vs. LSU (11-23-18)
BLK	1 at Pitt (1-14-19)
STL	4 vs. Saint Louis (12-22-18)
MIN	25 vs. Villanova (11-25-18)



## 2017-18 GAME-BY-GAME STATS

Opponent	Pts.	Rebs.	S	3FG-A
vs. George Washington	0	1	1	0-0

## 2018-19 GAME-BY-GAME STATS

Opponent	Pts.	Rebs.	S	3FG-A
Florida	5	1	0	1-2
at Tulane	5	1	1	1-3
Canisius	9	2	1	1-2
vs. UAB	0	1	0	0-2
vs. LSU	6	1	2	2-6
vs. Villanova	5	1	0	1-4
Purdue	0	0	0	0-0
Troy	4	4	1	0-4
Vs. UConn	5	1	0	1-1
Southeast Missouri	2	4	1	0-3
North Florida	4	2	1	0-2
Vs. Saint Louis	2	2	4	0-3
Winthrop	8	5	3	0-2
at Virginia	5	2	0	1-2
at Miami	0	0	0	0-0
Duke	0	0	0	0-1
at Pitt	0	1	0	0-1
at Boston College	2	1	0	0-0
Clemson	0	0	0	0-1
at Miami	2	0	0	0-1
Georgia Tech	0	4	0	0-0
Wake Forest	5	2	1	1-1
at Georgia Tech	0	1	1	0-1
at North Carolina	0	3	0	0-0
Notre Dame	0	2	0	0-0
at Wake Forest	2	0	1	0-0
vs. Duke (ACC)	0	0	0	0-0
vs. Vermont (NCAA)	0	1	0	0-1
vs. Murray State (NCAA)	9	4	1	2-2
vs. Gonzaga (NCAA)	0	0	0	0-1

### AS A FRESHMAN (2018)

A redshirt season after injuries to both of his knees cut his true freshman season short after just one regular season game...showed a tremendous amount of promise as he played in both of Florida State's exhibition games and in the Seminoles' season opening victory over George Washington... totaled six points, three rebounds and four assists in 17 minutes of playing time as Florida State defeated Central Missouri, 116-68, at the Donald L. Tucker Center in its first exhibition game of the season (Oct. 26)...accounted directly for 16 points against Central Missouri – six points on two field goals and one free throw and 10 points on four assists including 3-point shots by Terance Mann and PJ Savoy...totaled six points, three assists, two rebounds and two steals in 14 minutes of playing time in the Seminoles' 122-65 win over Thomas University at the Donald L Center (Nov. 7)...totaled five of his six points in the first half as Florida State pulled out to a 59-23 halftime lead...earned four minutes of playing time and was credited with one rebound, one assist and one steal in Florida State's regular season opening victory over George Washington in Tallahassee (Nov. 14)...three minutes of playing time came in the first half as Florida State jumped out to a 50-32 advantage at the intermission...practiced and traveled with the Seminoles throughout the remainder of the season.



## ANTHONY POLITE UP CLOSE

### WHY I WEAR MY NUMBER

"I will wear No. 2 this season because I am the second member of my family to play at Florida State. My dad, Michael, wore No. 45 during his career as a Seminole (1988, 1989 and 1991)."

### NUMBER FACT

Anthony Polite is the 10th player in school history (and first since C.J. Walker in 2017 and 2018) to wear the number. The No. 2 was worn by Marquez White during the 2013-14 season. White played both football and basketball at Florida State and played in the Rose Bowl (as a football player) and in the NIT at Madison Square Garden (as a basketball player) in the same season. He was drafted in the sixth round of the 2017 NFL Draft by the Dallas Cowboys.



### WHAT'S IN A NAME

My full name is Anthony Michael Lewis Polite. Anthony comes from Saint Antonio (also known as Anthony of Lisbon) whose birthday was June 13, 1231. My grandmother was also born on June 13 and my mother really loved the name Anthony. My middle name, Michael, is from my dad and Lewis is after my mother's grandfather – my great-grandfather.

### MY HOMETOWN

"My Hometown of Lugano, Switzerland is located in the southern part of the country. It is a quiet and calm place surrounded by mountains and different colors in nature. The climate is hot in the summer and very cold during the winter. There are many days when it can be cold with snow early in the day and hot and sunny later on. Lugano is the ninth largest city in Switzerland with a population of just over 63,000. Since the city borders Italy, a lot of people speak Italian within its borders."

### AT ST. ANDREW'S CHRISTIAN SCHOOL

Graduated from St. Andrew's Christian School in 2017... averaged a double-double of 19.1 points and 11.7 rebounds to go along with 4.6 assists and 2.4 steals in 26 games while leading St. Andrew's to a regional semifinal...scored 24 points in the semifinal loss...in the quarterfinals made a late layup to give St. Andrew's the lead and the victory...finished his high school career with 1545 points...shot an

## PERSONALITY PROFILE

- What is your favorite food? Prosciutto
- Who is your favorite Superhero? Spiderman
- Who is your favorite NBA Player? Dwyane Wade
- What is your favorite television show? Money Heist
- What is your favorite movie? Space Jam or Focus
- What is your favorite genre of music? Hip-Hop/Rap
- If you could choose one super power what would it be? Time Travel
- One word that describes you? Persistent
- What is your favorite NBA Team? Miami Heat
- What sport would you play if you didn't play basketball? Soccer
- What is your favorite Basketball related movie? Space Jam
- How old were you when you started playing basketball? 5
- Who are your role models? My Parents
- What actor would play you in a movie about your life? Will Smith
- What is your nickname? Luigi

astounding .590 percent from the field and .390 percent from the 3-point line...named the 2017 All-Palm Beach 6A-1A Basketball Player of the Year as he helped St. Andrew's win a district title...St. Andrew's finished the season with a 25-3 record...served as the team captain at St. Andrew's his senior season...led St. Andrew's to a 51-5 record during his junior and senior seasons...as a junior averaged 22.0 points, 8.0 rebounds and 3.0 steals per game...led St. Andrew's to the 4A regional championship game and a 26-2 record...named to the Class 4A-1A All-State First-Team...averaged 18.6 points and 6.5 rebounds per game as a sophomore in leading St. Andrew's to an 18-8 season...led his team to the district championship game...led St. Andrew's to a 21-1 record as a freshman, their only loss coming to Oxbridge Academy at the MLK classic...the Scots topped Coral Springs Charter to win their first district title and defeated Calvary Christian in the regional quarterfinals...led St. Andrew's to a victory over Chaminade to send St. Andrew's to the district championship game...a member of the St. Andrew's varsity all four years of high school...named as the St. Andrew's Player of the Year as both a junior and senior...named the St. Andrew's Player of the Game 18 times as both a junior and senior.

### PERSONAL

Born June 21, 1997...Anthony is the son of Michael Polite...his father, Michael Polite, played for the Seminoles in 1988-91 and in 99 games averaged 10.8 points and 6.8 rebounds...born in Switzerland in 1997 while his father was playing professionally...moved to the United States when he was 15 for his freshman season...played soccer for four years before deciding to concentrate on basketball...selected Florida State over Duke, Miami, Pitt, Virginia Tech and Southern Cal...major is Finance.

## CAREER STATISTICS

Year	G-GS	FG-A	PCT.	3FG-3FGA	PCT.	FT-FTA	PCT.	PTS.-AVG.	OR	DR	TR-AVG.	PF-D	AST	TO	BLK	STL	MIN
2017-18	1-0	0-0	.000	0-0	0.000	0-0	.000	0-0.0	0	1	1-1.0	0-0	1	1	0	1	4-4.0
2018-19	30-0	26-68	.382	11-46	.239	17-22	.773	80-2.7	16	32	48-1.6	39-0	19	17	1	18	324-10.8
<b>Totals</b>	<b>31-0</b>	<b>26-68</b>	<b>.382</b>	<b>11-46</b>	<b>.239</b>	<b>17-22</b>	<b>.773</b>	<b>80-2.7</b>	<b>16</b>	<b>33</b>	<b>49-1.3</b>	<b>39-0</b>	<b>20</b>	<b>18</b>	<b>1</b>	<b>19</b>	<b>328-7.4</b>

## CONFERENCE STATISTICS

Year	G-GS	FG-A	PCT.	3FG-3FGA	PCT.	FT-FTA	PCT.	PTS.-AVG.	OR	DR	TR-AVG.	PF-D	AST	TO	BLK	STL	MIN
2017-18	DNP-Redshirt Season																
2018-19	13-0	5-14	.357	2-8	.250	4-6	.667	16-1.2	2	14	16-1.2	10-0	2	7	1	3	88-6.8
<b>Totals</b>	<b>13-0</b>	<b>5-14</b>	<b>.357</b>	<b>2-8</b>	<b>.250</b>	<b>4-6</b>	<b>.667</b>	<b>16-1.2</b>	<b>2</b>	<b>14</b>	<b>16-1.2</b>	<b>10-0</b>	<b>2</b>	<b>7</b>	<b>1</b>	<b>3</b>	<b>88-6.8</b>

## NCAA STATISTICS

Year	G-GS	FG-A	PCT.	3FG-3FGA	PCT.	FT-FTA	PCT.	PTS.-AVG.	OR	DR	TR-AVG.	PF-D	AST	TO	BLK	STL	MIN
2017-18	DNP-Redshirt Season																
2018-19	3-0	3-6	.500	2-4	.500	1-2	.500	9-3.0	2	3	5-1.7	5-0	3	1	0	1	31-10.3
<b>Totals</b>	<b>3-0</b>	<b>3-6</b>	<b>.500</b>	<b>2-4</b>	<b>.500</b>	<b>1-2</b>	<b>.500</b>	<b>9-3.0</b>	<b>2</b>	<b>3</b>	<b>5-1.7</b>	<b>5-0</b>	<b>3</b>	<b>1</b>	<b>0</b>	<b>1</b>	<b>31-10.3</b>



# 24 | DEVIN VASSELL

- SOPHOMORE | 6-7 | 194 | GUARD/FORWARD
- SUWANEE, GEORGIA
- PEACHTREE RIDGE



*Devin Vassell #24*

Averaged 4.5 points (ninth on the team) and 1.5 rebounds (10th) while playing in 33 of Florida State's 37 games... averaged 10.7 minutes played per game in leading the Seminoles to the Sweet 16 of the NCAA Tournament in his first season as a Seminole... shot a team-leading .419 from the 3-point line – he finished as the only Seminole to shoot 40 percent or better from the 3-point line... led the ACC's freshmen with his .419 3-point shooting percentage – he was one of only two freshmen in the ACC (also Isaiah Wilkins of Virginia Tech) to shoot 40 percent or better from the 3-point line on 50 or more attempts during the 2018-19 season... ranked sixth on the team with 26 made 3-point shots – including a number of the most important long range shots of the season for the Seminoles... among his important made 3-point shots was the game-winning shot against Clemson in Florida State's victory over the Tigers in Tallahassee and the game-tying shot in regulation time to send the Seminoles' game against Virginia Tech in the ACC Tournament into overtime... the Seminoles defeated the Hokies in overtime and went on to play in the championship game of the ACC Tournament for the third time in school history... helped Florida State to a 29-8 overall record and a 13-5 mark in ACC play... the Seminoles' 29 overall wins and their 13 ACC victories established school records for wins in a season and in ACC play... the Seminoles won 15 overall ACC games as they defeated both No. 16 Virginia Tech and No. 2 Virginia in the ACC Tournament to advance to the Championship Game of the ACC Tournament... helped the Seminoles to the Sweet 16 of the NCAA Tournament with victories over both Vermont (March 21, 2019, 76-69) and Murray State (March 23, 2019, 90-62) to advance the Seminoles to the Sweet 16 of the NCAA Tournament for the second consecutive season... scored in double figures five times as a freshman – twice in non-conference play, twice in ACC play and once in the ACC Tournament... his career-high of 16 points came in the Seminoles' 85-69 win over Southeast Missouri State at the Donald L. Tucker Center in Tallahassee (Dec. 17)... scored his 16 points in 19 minutes of playing time against Southeast Missouri as he made his career-high of four free throws... led Florida State in scoring three times as a freshman: 11 points at Georgia Tech in his homecoming to the state of Georgia (Feb. 16), 13 points in Florida State's victory over Notre Dame (Feb. 25) and with 14 points in Florida State's overtime victory over Virginia Tech in overtime in the ACC Tournament (March 14)... led the Seminoles in both scoring and rebounding with a career-high tying seven rebounds against Notre Dame... also totaled a career-high seven rebounds against Duke at the Donald L. Tucker Center in Tallahassee (Jan. 12)... made his career debut for the Seminoles with three points and one steal in Florida State's 81-60 win over Florida in Tallahassee (Nov. 6)... totaled 10 points, three steals, one rebound and one blocked shot in Florida State's win over Canisius in the AdvoCare Classic in Tallahassee... the quarterfinals of the AdvoCare Invitational (Nov. 22)... totaled five points and one rebound in 20 minutes of play in Florida State's victory over Clemson in Tallahassee... made what proved to be the game-winning basket (a 3-pointer) to put the Seminoles up 56-55 with 9:11 remaining to play against Clemson... the Seminoles did not surrender the lead after that basket (Jan. 22)... At that point, the Seminoles had trailed Clemson for more than 24 minutes... after Vassell's shot, which gave them a one-point lead, they never trailed again and went on to win, 77-68... scored eight points (on two of four made 3-point shots), pulled down two rebounds and earned one steal in Florida State's victory over Wake Forest in Tallahassee (Feb. 13)... scored his ACC career-high of 11 points (on two of three made 3-point shots), pulled down three rebounds and totaled three steals in Florida State's 69-47 win over Georgia Tech in Atlanta (Feb. 16)... totaled 13 points, a career-high seven rebounds, one assist and one blocked shot in 22 minutes played in Florida State's victory over Notre Dame (Feb. 25)... With 7:04 left in the game against Notre Dame, Vassell put back a thunderous dunk on an offensive rebound, collected a rebound on the other end of the floor and knocked down a 3-pointer on offense to give FSU its first lead since the game's first five minutes... a team-high 14 points on a career-high four made 3-point field goals in Florida State's 65-63 overtime victory over Virginia Tech in the quarterfinals of the ACC Tournament... his 3-point shot with 4 seconds remaining in regulation tied the game at 56-56 and sent the game into overtime... a steal and a dunk was the Seminoles' first basket in the overtime period and put Florida State up 58-56 (March 14)... totaled six points (on two made 3-point field goals), seven rebounds and a career-high two blocked shots in Florida State's appearance in the championship game of the ACC Tournament at the Spectrum Center in Charlotte, N.C. (March 16)... totaled four points, two assists and one rebound in Florida State's game against Gonzaga in the Sweet 16 of the NCAA Tournament at the Honda Center in Anaheim,

## CAREER HIGHS

PTS	16 vs. Southeast Missouri (12-17-18)
FGM	5 vs. Virginia Tech (3-14-19) 5 vs. Notre Dame (2-25-19) 5 vs. Southeast Missouri (12-17-18)
FGA	10 vs. Virginia Tech (3-14-19)
FG%	.833 vs. Notre Dame (2-15-19)
3FGM	4 vs. Virginia Tech (3-14-19)
3FGA	7 vs. Virginia Tech (3-14-19)
3FG%	1.000 vs. Notre Dame (2-15-19) 1.000 vs. UAB (11-22-18)
FTM	4 at Virginia (1-5-19) 4 vs. Southeast Missouri (12-17-18)
FTA	6 at Virginia (1-5-19) 6 vs. Southeast Missouri (12-17-18)
FT%	1.000 vs. Vermont (3-21-19) 1.000 vs. Wake Forest (2-13-19) 1.000 vs. Canisius (11-19-18)
OR	2 vs. North Florida (12-19-18)
DR	6 vs. Duke (3-16-19) 6 vs. Notre Dame (2-15-19)
REBS	7 vs. Duke (3-16-19) 7 vs. Notre Dame (2-15-19)
AST	3 vs. North Florida (12-19-18)
BLK	2 vs. Duke (3-16-19)
STL	3 vs. Canisius (11-19-18)
MIN	24 vs. Vermont (3-21-19)

### ON VASSELL

A rising star for the Seminoles in the ACC and across the nation who displayed his ability to excel at the highest level of college basketball as he enjoyed a freshman season full of game-winning baskets and highlight reel plays... one of the Seminoles' toughest defenders who utilizes his athleticism and incredible wingspan to lockdown some of the top players in the nation... takes advantage of his incredible wing-span (6-9 1/4), his height (6-5) and his leaping ability on both offense and defense... among the players who he guarded with great success as a freshman was Marquise Reed of Clemson in two meetings between the two teams during the 2018-19 regular season... played an integral role in Florida State earning a No. 4 seed in the West Region of the 2019 NCAA Tournament... helped the Seminoles finish the 2018-19 season with a 29-8 overall record, a 13-5 mark in ACC play, a fourth place finish in the ACC standings and in the Sweet 16 of the NCAA Tournament... Florida State's 29 overall wins and 13 ACC wins set program records for wins in a season in both categories... helped the Seminoles to a near school-record six wins over nationally ranked teams including a win over No. 2 ranked and National Champion Virginia in the semifinals of the 2019 ACC Tournament... the Seminoles' win over Virginia in the 2019 ACC Tournament led the Seminoles to the Championship Game of the ACC Tournament for the third time in program history... led the Seminoles with a .419 3-point shooting percentage as he made 26 3-point shots... made 12 of his 26 3-point shots in ACC play as he shot .444 from the 3-point line in conference play... enjoyed one of the top seasons among all freshmen in the ACC in 2019... led the ACC's freshmen in 3-point field goal percentage (.419) as he made 26 shots from the bonusphere... made his career-high of four 3-point shots in a victory over Virginia Tech in the quarterfinals of the 2019 ACC Tournament... maybe his most important long range shot was his fourth 3-point shot against the Hokies came with 4.5 seconds remaining in regulation and tied the game at 56... the Seminoles won the game in overtime by a 65-63 margin to advance to the semifinals of the ACC Tournament... Florida State's lone scholarship player in the 2018 recruiting class (class of 2022)... the most important defender in Peachtree's full court trap defensive scheme... one of the top contenders for the Mr. Basketball award in the state of Georgia... played for the North team in the state of Georgia North South All-Star game following his senior season... a member of the North team in the GACA North South All-Star game as a junior... verbally committed to Head Coach Leonard Hamilton and the Seminoles in May of 2017... played for Team A.J. Bouye in AAU play... ranked as the 47th best shooting guard and the eighth best at his position in the state of Georgia by 247Sports as a senior... named the regional Player of the Year and voted onto the All-State 6-AAAAAAA Regional First Team as a senior... an All-State First Team selection in Class 6-AAAAAAA by the Atlanta Journal Constitution... named to the Atlanta All-Metro team by the Naismith Trophy organization following his senior season... earned three awards at the Seminoles' 2019 Men's Basketball Honors Banquet... named to the 2019 ACC Academic Honor Roll... accepted the First Year Academic Achievement Award and the Newcomer of the Year award while sharing the award as the Seminoles' top 3-point shooter... also earned a special team J.U.I.C.E award (Just Us In Combat Every Day) at the Seminoles' Honors Banquet in 2019.

### AS A FRESHMAN (2019)



## 2018-19 GAME-BY-GAME STATS

Opponent	Pts.	Rebs	A	S	3FG-A
Florida	3	0	0	1	1-3
Canisius	10	1	0	3	0-1
vs. UAB	9	3	1	2	2-2
vs. LSU	0	0	1	1	0-0
vs. Villanova	4	1	1	0	0-1
Purdue	3	1	0	0	1-2
Troy	0	2	0	1	0-0
Southeast Missouri	16	4	1	1	2-3
North Florida	5	6	3	0	0-3
vs. Saint Louis	4	1	1	1	0-0
Winthrop	8	2	0	1	1-4
at Virginia	6	0	1	0	0-0
Miami	3	0	0	0	1-2
Duke	0	0	0	0	0-1
at Pitt	0	0	0	0	0-1
at Boston College	0	0	0	0	0-0
Clemson	5	1	0	0	1-2
at Miami	0	0	0	0	0-1
Georgia Tech	3	0	1	0	1-1
Wake Forest	8	2	0	1	2-4
at Georgia Tech	11	3	1	2	2-3
vs. Clemson	0	0	0	0	0-0
at North Carolina	3	1	2	0	1-4
Notre Dame	13	7	1	0	3-3
NC State	2	1	0	0	0-2
Virginia Tech	0	0	0	0	0-1
at Wake Forest	4	1	2	1	1-2
vs. Virginia Tech (ACC)	14	0	1	2	4-7
vs. Virginia (ACC)	0	1	0	0	0-0
vs. Duke (ACC)	6	7	0	0	2-4
vs. Vermont (NCAA)	2	4	0	1	0-2
vs. Murray State (NCAA)	3	1	2	0	1-2
vs. Gonzaga (NCAA)	4	1	2	0	0-1

Calif. (March 28).

### AT PEACHTREE RIDGE

Graduated from Peachtree Ridge High School in 2018...graduated as the second highest overall scorer in school history and as the highest per game average scorer in school history...finished his two-year career at Peachtree Ridge as the school's second-leading scorer behind only Zach Graham who played collegiately at Ole Miss and for the Atlanta Hawks in the NBA...averaged 16.7 points and 5.8 rebounds in two seasons as a member of the Peachtree Ridge varsity...named the Player of the Year as a senior by the Gwinnett Daily Post and the Player of the Year in Region 6-AAAAAAA...the 2017-18 Peachtree Ridge Player of the Year...averaged 21.6 points, 8.9 rebounds, 2.3 assists, 1.3 steals and 1.2 blocked shots while shooting .537 from the field as a senior...led Peachtree Ridge to a 24-5 record as a senior...a triple threat shooter as a senior .437 from the field, .410 from the 3-point line and .790 from the free throw line as a senior leader...led the Lions to the state championship tournament as the No. 1 seed from the region...totalled 23 points and pulled down 10 rebounds as he led Peachtree Ridge to a regional championship clinching victory over Mountain View...totalled 21 points in an early-season victory over Jefferson as a senior...averaged 16.7 points, 6.1 rebounds, 1.2 steals, 0.8 assists and 0.5 blocked shots as a junior...shot .469 percent from the field and .721 percent from the free throw line as a junior...earned all-county first-team honors as a junior in his first full season as a member of the varsity team.

### PERSONAL

Born August 23, 2000...Devin is the son of Cynthia and Andrew

## DEVIN VASSELL UP CLOSE

### WHY I WEAR MY NUMBER

"I wear No. 24 because it is my favorite number and I'm also a big Kobe Bryant fan. I wore the number throughout my high school and my AAU career, and really grew to like that number. I was happy to be able to get No. 24 when I was being recruited by Coach Ham and the coaching staff."

### NUMBER FACT

Uniform No. 24 was first worn by a Seminole player during the 1953-54 season when Duane Gordon switched from No. 44 after two years to No. 24 for what turned out to be the final season of his Florida State basketball career. He played in 56 games as a member of the Seminole basketball team and averaged 6.8 points scored per game. Gordon was also a member of the Florida State volleyball team in 1952 as well as the tennis team in 1954.



### WHAT'S IN A NAME

"My full name is Devin Anthony Vassell. I got my first name from my grandmother. My parents were going to name me Anthony, but my grandmother preferred Devin, so that's what my family went with."

### MY HOMETOWN

"My hometown of Suwanee, Georgia is a very active town where everybody knows everybody. I am proud to say that a lot of great athletes who are supported by a lot of great people make up a great town."

## PERSONALITY PROFILE

- What kind of animal is your favorite? Cheetah
- Who is your favorite Superhero? Superman
- What is your favorite television show? Power
- What is your favorite movie? Avengers
- If you could choose one super power what would it be? Super speed
- What sport would you play if you didn't play basketball? Soccer
- How old were you when you started playing basketball? 3
- What is your favorite Basketball related memory? Playing in March Madness
- What actor would play you in a movie about your life? Will Smith
- If you could pick 3 teammates for your Fortnite squad who would it be? Trent, Malik, and Turk
- What is your favorite subject in school? Math
- What is your go to catch phrase/saying? Just keep it down
- What is your favorite/lucky number? 24
- What is the first thing you would buy if you won the lottery? Buy my mom a car
- If you had a time machine what is the first place you would visit? Early 1990's
- What is your favorite book/series of books? Diary of a Wimpy Kid

Vassell...Andrew played at Stony Brook (1983 and 1984)...the youngest of three - has an older brother and an older sister...began playing basketball at age 6 on a 7-8-year-old team...selected Florida State over UCLA, Miami, Texas Tech, Indiana State and North Florida...major is Sport Management.



## CAREER STATISTICS

Year	G-GS	FG-A	PCT.	3FG-3FGA	PCT.	FT-FTA	PCT.	PTS.-AVG.	OR	DR	TR-AVG.	PF-D	AST	TO	BLK	STL	MIN
2018-19	33-0	52-119	.437	26-62	.419	19-28	.679	149-4.5	13	38	51-1.5	30-0	21	12	10	18	353-10.7
<b>Totals</b>	<b>33-0</b>	<b>52-119</b>	<b>.437</b>	<b>26-62</b>	<b>.419</b>	<b>19-28</b>	<b>.679</b>	<b>149-4.5</b>	<b>13</b>	<b>38</b>	<b>51-1.5</b>	<b>30-0</b>	<b>21</b>	<b>12</b>	<b>10</b>	<b>18</b>	<b>353-10.7</b>

## CONFERENCE STATISTICS

Year	G-GS	FG-A	PCT.	3FG-3FGA	PCT.	FT-FTA	PCT.	PTS.-AVG.	OR	DR	TR-AVG.	PF-D	AST	TO	BLK	STL	MIN
2018-19	16-0	19-41	.463	12-27	.444	8-12	.667	58-3.6	3	13	16-1.0	13-0	8	5	4	4	142-8.9
<b>Totals</b>	<b>16-0</b>	<b>19-41</b>	<b>.463</b>	<b>12-27</b>	<b>.444</b>	<b>8-12</b>	<b>.667</b>	<b>58-3.6</b>	<b>3</b>	<b>13</b>	<b>16-1.0</b>	<b>13-0</b>	<b>8</b>	<b>5</b>	<b>4</b>	<b>4</b>	<b>142-8.9</b>

## NCAA STATISTICS

Year	G-GS	FG-A	PCT.	3FG-3FGA	PCT.	FT-FTA	PCT.	PTS.-AVG.	OR	DR	TR-AVG.	PF-D	AST	TO	BLK	STL	MIN
2018-19	3-0	3-14	.214	1-5	.200	2-2	1.000	9-3.0	0	6	6-2.0	2.0	4	1	1	1	46-15.3
<b>Totals</b>	<b>3-0</b>	<b>3-14</b>	<b>.214</b>	<b>1-5</b>	<b>.200</b>	<b>2-2</b>	<b>1.000</b>	<b>9-3.0</b>	<b>0</b>	<b>6</b>	<b>6-2.0</b>	<b>2.0</b>	<b>4</b>	<b>1</b>	<b>1</b>	<b>1</b>	<b>46-15.3</b>





# 23 | M.J. WALKER

- JUNIOR | 6-5 | 213 | GUARD
- RIVERDALE, GEORGIA
- JONESBORO HIGH SCHOOL



### ON WALKER

The next superstar in the ACC who has demonstrated through his first two seasons as a Seminole the ability and desire to be one of the top players in school and conference history...has played in two NCAA Tournaments and seven NCAA Tournament games in his first two seasons as a Seminole...has played in seven career NCAA Tournament games in leading the Seminoles to the Elite Eight of the 2018 NCAA Tournament and to the Sweet 16 of the 2019 NCAA Tournament...led Florida State to a 29-8 overall record and a 13-5 record in the ACC during his sophomore season...the Seminoles' 29 overall victories ranks as a program record for victories in a single season while their 13 conference wins also ranks as a record for wins in a conference season...with its two wins in the ACC Tournament, the Seminoles tied the school record for overall ACC wins in single season with 15...enters his junior season having scored 20 points or more four times – his career-high of 24 at Virginia Tech as a freshman (Jan. 20, 2018), 22 against Colorado State as a freshman (Nov. 19, 2017), 22 at Miami as a sophomore (Jan. 27, 2019) and 21 against LSU as a sophomore (Nov. 23, 2018)...has led Florida State to 52 wins (29 as a sophomore and 23 as a freshman) in his first two seasons in Tallahassee...has helped the Seminoles defeat 12 nationally ranked teams – six as a freshman and six as a sophomore...has helped lead the Seminoles into the national rankings in each of his first two seasons...Florida State was ranked as high as No. 6 during his freshman season and as high as No. 9 during his sophomore season...helped the No. 9 seeded Seminoles to victories over No. 8 seed Missouri (March 16, 2018, 67-54), No. 1 seed Xavier (March 18, 2018, 75-70) and No. 4 Gonzaga (March 22, 2018, 75-60)...the Seminoles' three wins in the 2018 NCAA Tournament marked the third time in school history that Florida State had won three games in a single NCAA Tournament...also marked the first time in school history the Seminoles had defeated three higher seeded teams in the same NCAA Tournament...the Seminoles' victory over the No. 1 seeded Musketeers was the first in school history over a No. 1 seed in the NCAA Tournament...Florida State won the championship of the Inaugural Jamaica Classic and Walker was named to the All-Tournament Team as he scored 22 points in the championship game of the tournament against Colorado State in the first tournament of his collegiate career...a 2017 McDonald's All-American who averaged 27.8 points and 6.5 rebounds as a senior at Jonesboro (Ga.) high school...the 12th McDonald's All-American to sign with Florida State and the fifth (Walker, Dwayne Bacon (2015), Michael Snaer (2009), Chris Singleton (2008) and Von Wafer (2003) to sign with Seminole head coach Leonard Hamilton and his staff...ranked as the No. 8 prep prospect by ESPN.com...the No. 1 ranked shooting guard as a high school senior in 2017...the nation's 22nd best prep player according to 247Sports.com...participated in the Steph Curry SC30 Select Camp prior to his junior season...credits Curry with helping him understand the game better...his athleticism helped him earn football scholarship offers from Clemson, Miami (Fla.) and Michigan...was an outstanding dual-threat athlete as a free safety and as a wide receiver...earned football scholarship offers despite finishing his football career following his sophomore season...earned the Seminoles' Newcomer of the Year Award at Florida State's Annual Awards Banquet in 2018...earned a special team J.U.I.C.E award (Just Us In Combat Every Day) at the Seminoles' Honors Banquet in 2019.

### AS A SOPHOMORE (2019)

Averaged a career-high 7.5 points (fourth on the team), a career-high 2.2 rebounds (seventh), a career-high 1.6 assists (fourth) and a career-high 0.8 steals (second) while making a career-high 44 3-point shots (second)...shot a career-high .759 from the free throw line and made a career-high 49 free throws...established career-highs for games started (34), field goals made (85), field goals attempted (250), 3-point field goals made (44), 3-point field goals attempted (134), free throws made (49), free throws attempted (63), free throw shooting percentage (.778), offensive rebounds (14), defensive rebounds (64), total rebounds (78), rebounds per game (2.2), assists (56), blocked shots (six), steals (29), points scored (263) and average points scored per game (7.5) as a sophomore member of the starting lineup...helped lead the Seminoles to a 29-8 overall record, a 13-5 mark in the ACC, to a fourth place finish in the ACC standings, Florida State's appearance in the ACC Tournament Championship for the third time in school history and to the Sweet 16 of the NCAA Tournament for the second consecutive season...led Florida State to the NCAA Tournament for the second time in his career and for the third consecutive season...as the No. 4 seed in the West Region, helped Florida State beat No. 14 seeded Vermont (March 21, 2019, 76-69) and No. 12 seeded Murray State (March 23, 2019, 90-62) to advance to the Sweet 16 for the second consecutive season...the Seminoles lost to No. 1 seeded Gonzaga (March 28, 72-58) in the round of 16...helped the Seminoles advance to the championship game of the 2019 ACC Tournament for the third time in school history...the Seminoles defeated No. 16 Virginia Tech in overtime in the quarterfinals (March 14, 2019, 65-63) and No. 2 and National Champion Virginia (March 15, 2019, 79-69) to advance to the title game where the Seminoles fell to Duke (March 16, 2019, 73-63)...

### CAREER HIGHS

PTS	24 at Virginia Tech (1-20-18)
FGM	8 vs. LSU (11-23-18) 8 at Virginia Tech (1-20-18)
FGA	16 vs. LSU (11-23-18)
FG%	.800 vs. George Washington (11-14-17)
3FGM	6 at Miami (1-27-19)
3FGA	9 vs. LSU (11-23-18) 9 vs. Southern Miss (12-21-17)
3FG%	.857 at Miami (1-27-19)
FTM	7 vs. Pitt (2-18-18)
FTA	8 vs. Pitt (2-18-18)
FT%	1.000 vs. 16 Teams Last vs. Virginia (3-15-19)
OR	3 vs. Canisius (11-19-18)
DR	6 at Virginia Tech (1-20-18)
REBS	6 vs. Murray State (3-23-19) 6 at Virginia Tech (1-20-18)
AST	5 at Miami (1-27-19) 5 vs. Duke (1-12-19)
STL	3 vs. LSU (11-23-18) 3 vs. Michigan (3-24-18)
BLK	2 at Boston College (1-20-19)
MIN	42 vs. LSU (11-23-18)



the Seminoles won a school record eight consecutive ACC games from Jan. 22 (against Clemson) through Feb. 19 (at Clemson)...the Seminoles improved from 1-4 in ACC play to 9-4 in ACC during the winning streak...third on the team with two 20+ point scoring games – 22 at Miami (Jan.27) and 21 against LSU (Nov. 23) – both victories for the Seminoles...established his career-high with six 3-point field goals made in scoring his season-high of 22 points in Florida State's 68-62 win at Miami (Jan. 27)...his six 3-point field goals made against the Hurricanes are tied for the sixth highest number of 3-point shots made in an ACC game by a Seminole player...totaled five 3-point shots made in Florida State's 79-76 overtime win over LSU (Nov. 23) in the semifinals of the AdvoCare Invitational...scored 21 points as the Seminoles defeated the Tigers to advance to the championship finals of the AdvoCare Invitational...played his career-high of 42 minutes in the Seminoles' overtime win over LSU...led the Seminoles in scoring in three different games – 22 at Miami, 21 against LSU and 13 in the Seminoles' 73-72 victory over Purdue in the ACC / Big 10 Challenge (Nov. 28)...scored 10 points and added two rebounds in the Seminoles' 81-60 season-opening win over Florida in Tallahassee (Nov. 6)...made two of four shots from the 3-point line in Florida State's victory over the Gators...double figure scoring with 12 points, four rebounds, two assists and two steals in Florida State's 93-61 win over Canisius in Tallahassee (Nov. 19)...a game-high and team-leading 21 points with five rebounds and a career-high tying three steals in Florida State's 79-76 overtime win over LSU (Nov. 23)...made five 3-point field goals in the win over the Tigers...a 3-pointer in overtime against the Tigers and gave Florida State a 73-68 lead early in the overtime period as the Seminoles outscored LSU, 11-8, in the extra session...scored a team-high 13 points with two rebounds in a career-high 37 minutes in Florida State's come-from-behind 73-72 win over Purdue in the ACC / Big Ten

Challenge in Tallahassee...totaled 14 points and two made 3-point shots to go along with two assists and two steals in Florida State's 83-67 win over Troy in Tallahassee (Dec. 3)...in double figure scoring with 12 points, two blocked shots, two rebounds and one assist at Boston College (Jan. 20)...totaled a season-high 22 points on a career-high 6 made 3-point shots and a career-high five assists in Florida State's 78-66 win over Miami in Coral Gables (Jan. 27)...totaled 11 points, two rebounds and two assists in Florida State's victory over Syracuse in the Carrier Dome (Feb. 5)...totaled 11 points, one rebound, one assist and one steal in 33 minutes played in Florida State's 80-75 overtime victory over No. 16 Louisville at the Donald L. Tucker Center (Feb. 9)...added nine points and totaled two assists in Florida State's 69-47 win over Georgia Tech in Atlanta (Feb. 16)...scored nine points and added two assists in 29 minutes of playing time in the Seminoles' victory at Clemson (Feb. 19)...totaled nine points, four rebounds, two steals and one assist in Florida State's victory over Notre Dame in Tallahassee (Feb. 25)...scored 15 points to go along with two rebounds and one assist in Florida State's 78-73 win over NC State in Tallahassee (March 2)...double figures with 11 points, three rebounds and one steal in Florida State's victory over Virginia Tech on Senior Night in Tallahassee (March 5)...scored nine points and added one assist in Florida State's 69-59 win over No. 2 Virginia in the semifinals of the ACC Tournament in the Spectrum Center in Charlotte (March 15)...tied his career-high with six rebounds while adding three assists and one steal in Florida State's victory over Murray State in the NCAA Tournament...the victory sent the Seminoles to the Sweet 16 of the NCAA Tournament for the second consecutive season (March 23)...totaled seven points, four rebounds, and two steals in Florida State's game against Gonzaga in the Sweet 16 of the 2019 NCAA Tournament at the Honda Center in Anaheim, Calif. (March 28).

## PERSONALITY PROFILE

- **What kind of animal is your favorite?** Dogs (Pit bulls & Poodles)
- **Who is your favorite Superhero?** Hulk
- **Who is your favorite NBA Player?** LeBron
- **What is your favorite television show?** Power
- **If you could choose one super power what would it be?** Time Travel
- **What is your favorite NBA Team?** LeBrons (any team LeBron is on)
- **What sport would you play if you didn't play basketball?** Football
- **Where is your dream vacation to?** Hawaii
- **What is your favorite basketball shoe to wear?** Kobe's
- **How good are you at Fortnite on a scale of 1-10?** 11
- **If you could pick 3 teammates for your Fortnite squad who would it be?** RaiQuan Gray, Malik Osborne, Trent Forrest
- **What is your favorite subject in school?** Math
- **What is the first thing you would buy if you won the lottery?** The bank
- **If you had a time machine what is the first place you would visit?** Wherever my wife is
- **What is your favorite book/series of books?** Copper Sun / Mamba Mentality
- **One word that describes your game on the court?** Aggressive



## AS A FRESHMAN (2018)

Averaged 7.0 points (seventh on the team), 1.7 rebounds (ninth) and 1.1 assists (fifth) while making 41 3-point shots (fourth) and shooting .345 from the 3-point line (sixth)...shot .754 from the free throw line and made 43 free throws – he was one of 12 freshmen in the ACC who earned substantial playing time who shot better than 75 percent from the free throw line during the 2017-18 season...ranked 17th among freshmen in the ACC in scoring...named to the Jamaica Classic All-Tournament team as he averaged 11.0 points and scored 22 points in the Seminoles' championship clinching win over Colorado State...made his career-high of five 3-point shots in scoring his 22 points against the Rams...named to the Jerry West Award watch list as one of the top-20 shooting guards in the nation by the Naismith Hall of Fame...Florida State was ranked throughout the season and as high as No. 6 nationally during his freshman season...helped lead Florida State to the Elite Eight of the NCAA Tournament for the first time since the 1993 season...the Seminoles were selected as the No. 9 seed in the West Region of the NCAA Tournament and defeated No. 8 seed Missouri (March 16, 67-54), No. 1 seed Xavier (March 18, 75-70) and No. 4 seed Gonzaga (March 22, 75-60) before falling to No. 3 seed Michigan (March 24, 58-54) only one win from playing in the second Final Four in school history...on the court as Florida State defeated six nationally ranked teams with victories at No. 5 Florida (Dec. 4, 83-66), at home against No. 11 North Carolina (Jan. 3, 81-80), in Tallahassee against No. 24 Miami (Jan. 27, 101-90 in overtime), No. 11 Clemson at the Donald L. Tucker Center (Feb. 14, 81-79 in overtime), No. 3 Xavier in the second round of the NCAA Tournament at the Bridgestone Arena in Nashville, Tenn. (March 18, 67-54) and No. 8 Gonzaga in the Sweet 16 of the NCAA Tournament at the Staples Center in Los Angeles (March 22, 75-60)...his 41 3-point field goals made rank as the fourth highest total by a freshman in school history...his 119 3-point field goals attempted are the fifth highest total by a freshman in school history...began the season and his career as hot as any player in the nation as he made 11 of 19 3-points shots (.579 percent) and averaged 11.0 points per game in his first four games of the season...multiple 3-point shots in 10 of his 35 games including a career-high five in wins over Colorado State (22 points) in the Jamaica Classic and at home in the Donald L. Tucker Center against Southern Miss (Dec. 21, 15 points)...four made 3-point shots came in wins over Loyola (Md.) (Dec. 6, 14 points) and his ACC career-high of four in the Seminoles' road win at Virginia Tech (Jan. 20, career-high 24 points)...one of four Seminoles to play in all 35 games while earning one starting assignment during his



successful first season in Tallahassee...averaged 18.8 minutes played with his freshman-season high of 32 minutes played in his crowning freshman game on the road at Virginia Tech (Jan. 20)...totaled his career-high of 24 points, on his career-high of eight made field goals, his career-high of six rebounds in his career-high of 32 minutes played in the Seminoles' 91-82 road win at Cassell Coliseum in Blacksburg, Va. ...scored in double figures in five ACC games including his first career ACC game against No. 3 Duke at Cameron Indoor Stadium (Dec. 30, 10 points)...averaged 8.0 points in 18 ACC games as compared to 7.7 points during the Seminoles' 12 game non-conference schedule... Florida State finished with an 11-1 record in its pre-ACC schedule... scored in double figures in 10 games as a freshman with 22 coming in the championship clinching game against Colorado State in the Jamaica Classic (Nov. 19) and 24 points coming in Florida State's victory at Virginia Tech...led the Seminoles in scoring three times (22 vs. Colorado State, 24 vs Virginia Tech and 10 vs. Virginia)...a stellar start to his career as he totaled 12 points, three rebounds and two assists in 18 minutes in his career-debut against George Washington in the Seminoles' season-opener (Nov. 14)...double figure scoring came in three of the first four games of his career as he immediately began displaying his immense talent to be one of the top players in the ACC during his career...averaged 11.3 points scored per game in his first four games with 12 points coming against George Washington, 22 points coming against Colorado State in the championship game of the Jamaica Classic (Nov. 19) and 11 coming in Florida State's victory over Kennesaw State (Nov. 22, 98-79) at the Donald L. Tucker Center...totaled eight points and two steals in 21 minutes played in Florida State's victory over No. 5 Florida in Gainesville (Dec. 4)...scored 14 points on four made 3-point shots in Florida State's victory over Loyola (Dec. 6)...15 points on a career-high tying five made 3-point field goal in Florida State's 98-45 win over Southern Miss (Dec. 21)...totaled 8 points, 3 rebounds, and a career-high tying 2 steals in Florida State's win at Louisville...scored the game-closing basket in the victory on a dunk with one second remaining to ice the 80-76 win over the Cardinals...(Feb. 3)...totaled 14 points, three rebounds, three assists and two steals as a starter for the first time in his career in Florida State's victory over Pittsburgh (Feb. 18)...as one of two Seminoles to shoot better than .750 percent from the free throw line during the season...he made his career-high of seven free throws on his career-high of eight free throw attempts in the Seminoles' ACC victory over Pitt (Feb. 18, 14 points)...a perfect four of four from the free throw line as the Seminoles' defeated No. 4 seed Gonzaga in the NCAA Tournament to advance to the Elite Eight...career-high three steals in the Seminoles' Elite Eight game against Michigan and multiple steals in six different games.

## AT JONESBORO

Graduated from Jonesboro High School in 2017...named the 6A Player of the Year in the State of Georgia by the Atlanta Journal-Constitution as he averaged 27.8 points, 6.5 rebounds and 2.4 assists as a senior... ranked as the No. 28 overall player and the No. 4 shooting guard in the class of 2017 by ScoutHoops...one of the most coveted shooting guards in America as a prep senior...possesses the ability to pull up and shoot and creates his own shot with ease...plays under control and is very fluid in his movements...competed in the 2017 McDonald's All-American game, the Nike Hoops Summit and the Allen Iverson Roundball Classic following his senior season at Jonesboro...a featured player as a member of the winning West squad at the McDonald's All-American game where he totaled four rebounds and four assists... presented with the Jack Daly Sportsmanship Award – given to the player who exhibits the best sportsmanship during the week of the McDonald's All-Star game...a member of the 2017 U.S. Junior Select Team at the Nike Hoop Summit where he scored two points and added one assist in helping the U.S. Select team to a 98-87 victory at the Moda Center in Portland, Oregon...helped the United States win a gold medal at the FIBA Americas U18 Championship during the Summer of 2016...the event was played in Valdivia, Chile...his decision to attend Florida State moved the Seminoles' recruiting class into the nation's top-12 and into the ACC's top-four according to Rivals.com... led Jonesboro to a 23-6 overall record as a senior...named to the USA Today All-USA Second-Team in 2016...led Jonesboro to its first-ever state championship as a freshman and as a sophomore...led Jonesboro back to the state championship game as a junior...scored a junior season-high 39 points against Bishop Gorman in leading Jonesboro to the state championship title game for the third consecutive season... averaged 22.3 points, 5.6 rebounds and 3.4 assists per game as a junior...named the Player of the Year as a sophomore by the Clayton Daily News in leading Jonesboro to the Class 4A State Championship for the second consecutive season...averaged 17.3 points as a sophomore...scored 30 points in Jonesboro's state championship semifinal win over Liberty County and scored 22 points in the Cardinals' state title-clinching win over Carrollton...a member of the Atlanta Xpress on the Under Armour AAU circuit...showcased his ability in Indianapolis prior to his senior season as he scored 31 points against New Heights and totaled 26 against the Earl Watson elite...attended the same high school as former Florida State star Toney Douglas who earned All-ACC First Team Honors and was named the ACC Defensive Player of the Year in 2009.

## M. J. WALKER UP CLOSE

### WHY I WEAR MY NUMBER

"I wear No. 23 because LeBron James has been my favorite player for as long as I can remember. I was about four years old when he began playing in the NBA and I have patterned my game after him. I wore No. 23 throughout high school and during AAU ball."

### NUMBER FACT

Toney Douglas, the ACC Defensive Player of the Year in 2009, wore No. 23 during his three-year career as a Seminole (2007-09). As a senior, he earned All-American Third Team honors by the Associated Press and the Sporting News, All-ACC First-Team honors and was the runner-up for ACC Player of the Year honors. Douglas, as is Walker, is from Georgia (Jonesboro).



### WHAT'S IN A NAME

"My full name is James Michael Walker, Jr. I am named after my father who is James Michael Walker, Sr."

### MY HOMETOWN

"My hometown of Riverdale, Georgia in Clayton County is a small city, full of people with big hearts, big ambitions and people who are ready to help you at the drop of a hat."





## M.J. WALKER



### PERSONAL

Born March 28, 1998...M.J. is the son of Jackie and James Walker... Jackie was a starter for the basketball team at Hampton from 1985-88 ...the Pirates had earned a record of 119-13 during her career, capped by a 33-1 national championship winning team in 1988...James played at Norfolk State from 1986-89 where he led the Spartans to a 101-22 record and twice reached the Elite 8 of the NCAA Division II Tournament...a sister, Amoni, played basketball at Miles College in Alabama...lists LeBron James as his favorite athlete...selected Florida State over Georgia Tech, Ohio State, UCLA, Virginia Tech and NC State...major is Social Science.



### 2017-18 GAME-BY-GAME STATS

Opponent	Pts.	A	S	3FG-A
George Washington	12	2	1	3-4
vs. Fordham	0	1	2	0-2
Charleston Southern	22	0	1	5-8
Kennesaw State	11	0	0	3-5
Citadel	2	1	0	0-3
at Rutgers	0	1	1	0-1
at Florida	8	1	2	2-5
Loyola Maryland	14	3	0	4-6
vs. Tulane	6	1	0	1-3
Charleston Southern	0	2	0	0-3
Southern Miss.	15	2	1	5-8
at Duke	10	2	0	2-5
North Carolina	7	0	0	1-4
at Miami	7	0	1	1-3
Louisville	6	2	0	0-4
Syracuse	0	3	0	0-1
at Boston College	7	0	0	0-4
at Virginia Tech	24	1	1	4-7
Georgia Tech	9	1	0	1-1
Miami	13	1	0	3-6
at Wake Forest	9	2	1	1-4
at Louisville	8	1	2	0-1
Virginia	10	2	0	2-5
at Notre Dame	7	0	0	1-5
Clemson	7	0	2	1-3
Pitts	14	3	0	1-3
at NC State	2	0	0	0-0
at Clemson	2	1	0	0-1
Boston College	2	0	0	0-3
vs. Louisville (ACC)	0	1	0	0-1
Missouri (NCAA)	4	1	1	0-1
Xavier (NCAA)	0	0	0	0-4
Gonzaga (NCAA)	4	3	1	0-2
Michigan (NCAA)	2	0	3	0-1

### 2018-19 GAME-BY-GAME STATS

Opponent	Pts.	A	S	3FG-A
Florida	10	3	2	2-4
at Tulane	5	1	1	1-4
Canisius	12	2	2	2-4
vs. UAB	5	3	0	1-3
vs. LSU	21	1	2	5-9
vs. Villanova	2	2	1	0-1
Purdue	13	1	0	2-6
Troy	14	2	2	2-3
vs. UConn	2	1	1	0-1
North Florida	7	2	2	1-5
vs. Saint Louis	0	0	0	0-0
at Virginia	7	2	0	1-3
Miami	6	2	2	0-4
Duke	2	5	0	0-3
at Pitt	2	1	1	0-4
at Boston College	12	1	0	2-7
Clemson	6	1	0	1-1
at Miami	22	5	0	6-7
Georgia Tech	2	0	1	0-4
at Syracuse	11	2	0	3-6
Louisville	11	1	1	1-3
Wake Forest	0	1	0	0-2
at Georgia Tech	9	2	0	1-6
at Clemson	9	2	0	1-2
at North Carolina	2	2	0	0-4
Notre Dame	9	1	2	1-4
NC State	15	1	0	1-2
Virginia Tech	11	0	1	3-7
at Wake Forest	6	2	2	2-6
vs. Virginia Tech (ACC)	3	0	0	1-6
vs. Virginia (ACC)	9	1	0	1-1
vs. Duke (ACC)	6	1	1	0-3
vs. Vermont (NCAA)	5	2	1	1-2
vs. Murray State (NCAA)	0	3	1	0-3
vs. Gonzaga (NCAA)	7	0	2	1-4

### CAREER STATISTICS

Year	G-GS	FG-A	PCT.	3FG-3FGA	PCT.	FT-FTA	PCT.	PTS.-AVG.	OR	DR	TR-AVG.	PF-D	AST	TO	BLK	STL	MIN
2017-18	35-1	81-214	.379	41-119	.345	43-57	.754	246-7.0	7	52	59-1.7	78-5	38	40	5	22	659-18.8
2018-19	35-34	85-250	.340	44-134	.328	49-63	.778	263-7.5	14	64	78-2.2	92-2	56	68	6	29	907-25.9
<b>Totals</b>	<b>70-35</b>	<b>166-464</b>	<b>.358</b>	<b>85-253</b>	<b>.337</b>	<b>92-120</b>	<b>.766</b>	<b>509-7.3</b>	<b>21</b>	<b>116</b>	<b>137-2.0</b>	<b>170-7</b>	<b>94</b>	<b>108</b>	<b>11</b>	<b>51</b>	<b>1566-22.4</b>

### CONFERENCE STATISTICS

Year	G-GS	FG-A	PCT.	3FG-3FGA	PCT.	FT-FTA	PCT.	PTS.-AVG.	OR	DR	TR-AVG.	PF-D	AST	TO	BLK	STL	MIN
2017-18	18-1	50-122	.410	18-60	.300	26-34	.765	144-8.0	4	27	31-1.7	41-3	19	23	2	7	359-19.9
2018-19	18-17	43-130	.331	23-75	.307	33-38	.868	142-7.9	6	28	34-1.9	50-1	31	38	6	10	458-25.4
<b>Totals</b>	<b>36-18</b>	<b>93-252</b>	<b>.369</b>	<b>41-135</b>	<b>.304</b>	<b>59-72</b>	<b>.819</b>	<b>289-7.9</b>	<b>10</b>	<b>55</b>	<b>65-1.8</b>	<b>91-4</b>	<b>50</b>	<b>61</b>	<b>8</b>	<b>17</b>	<b>817-22.7</b>

### NCAA STATISTICS

Year	G-GS	FG-A	PCT.	3FG-3FGA	PCT.	FT-FTA	PCT.	PTS.-AVG.	OR	DR	TR-AVG.	PF-D	AST	TO	BLK	STL	MIN
2017-18	4-0	3-18	.167	3-7	.529	2-2	1.000	10-2.5	1	6	7-1.3	7-0	3	9	1	3	55-13.8
2018-19	3-3	5-20	.250	2-9	.222	0-0	.000	12-4.0	1	10	11-3.7	9-0	5	6	0	4	74-24.7
<b>Totals</b>	<b>7-3</b>	<b>8-38</b>	<b>.209</b>	<b>5-16</b>	<b>.376</b>	<b>2-2</b>	<b>1.000</b>	<b>22-3.3</b>	<b>2</b>	<b>16</b>	<b>18-2.5</b>	<b>16-0</b>	<b>8</b>	<b>15</b>	<b>1</b>	<b>7</b>	<b>129-19.3</b>





# 31 | WYATT WILKES

- RS-SOPHOMORE | 6-8 | 220 | FORWARD
- ORLANDO, FLORIDA
- WINTER PARK HIGH SCHOOL



### ON WILKES

One of the Seminoles' hardest workers who has been a member of two NCAA Tournament teams...helped the Seminoles to the Elite Eight of the 2018 NCAA Tournament and to the Sweet 16 of the 2019 NCAA Tournament...has helped Florida State to an average of 26 wins in the first two seasons of his career...the Seminoles set the school record for wins in a season with 29 during the 2019 season and won 23 games during the 2018 season...played in only six games as a freshman in 2018 because of injury...ranked as the nation's 25th best power forward by 247sports...ranked as the 30th best power forward in the country according to ESPN.com...ranked the 16th best in the state of Florida according to 247Sports...Future150.com had him ranked as the 20th best small forward in the nation and the sixth best all-around player in the state of Florida...participated in the Nike Elite 100 camp during the summer prior to his junior season...played for the Southeast Elite AAU team in 2015 that won the 17-U Platinum division title...led CP25 Southeastern Elite to the team championship at the 2016 U17 Bob Gibbons Tournament of Champions...averaged 15.0 points, 7.0 rebounds and 4.0 assists in the Nike Memorial Day Classic in 2016 to lead CP25...earned the Unsung Hero Award as a member of Florida State's Scout team — the Green Vipers — at Florida State's 2018 Honors Banquet...earned a special team J.U.I.C.E award (Just Us In Combat Every Day) at the Seminoles' Honors Banquet in 2019.

### AS A REDSHIRT FRESHMAN (2019)

Averaged 1.5 points and 0.7 rebounds as he played in a career-high 15 games in his second season as a Seminole...earned increased playing time throughout the season as compared to his freshman season when he played in only six games...Florida State finished his second season with a 29-8 overall record, a 13-5 ACC record, a fourth place finish in the ACC standings and an appearance in the Sweet 16 of the NCAA Tournament...the Seminoles' 29 overall wins and 13 wins in ACC play are both single-season school records...earned playing time in the NCAA Tournament for the first time in his career with 10 minutes played in the Seminoles' victory over Murray State (March 23, 2019, 90-62)...Florida State's victory over the racers sent the Seminoles to the Sweet 16 of the NCAA Tournament for the second consecutive season...earned playing time in five different ACC games — at home in the Seminoles' victory over Wake Forest (Feb. 13) and at National Champion Virginia (Jan 5), Boston College (Jan. 20), a road win over Georgia Tech (Feb. 16) and at North Carolina (Feb. 23)...totaled points in an ACC game for the first time at Virginia and in the Seminoles' win at home against Wake Forest...totaled his career-high of six points and one rebound in five minutes of play in Florida State's 93-61 win over Canisius in the AdvoCare Invitational in Tallahassee (Nov. 19)...in scoring six points against Canisius, he made a career-high two 3-point field goals...totaled three points in three minutes of playing time in Florida State's 83-67 win over Troy in Tallahassee (Dec. 3)...totaled three points, one rebound and one assist in Florida State's 85-68 win over Southeast Missouri (Dec. 17)...scored two points, pulled down one rebound and earned one steal in Florida State's victory over Wake Forest in Tallahassee (Feb. 13)...totaled two points, one rebound and one steal in a season-high 10 minutes played in Florida State's 90-62 victory over Murray State in the second round of the NCAA Tournament...the victory over Murray State advanced Florida State to the Sweet 16 of the NCAA Tournament for the second consecutive season (March 23).

### AS A FRESHMAN (2018)

His freshman season was cut short after six games by an ankle injury...Averaged 0.7 points and 1.5 rebounds in six games played during his first season as a Seminole...helped Florida State to victories over No. 8 seed Missouri (March 16, 67-54), No. 1 seed Xavier (March 18, 75-70) and No. 4 Gonzaga (March 22, 75-60) to tie the school record for wins in a single NCAA Tournament with three...Florida State fell one win short of advancing to the Final Four for the second time in school history...Florida State was undefeated in the six games he played in as a freshman...earned playing time in Florida State's season opening win over George Washington at the Donald L. Tucker Center (Nov. 14)...scored the first basket of his career in the Seminoles' 87-67 win over the Colonials...first career basket came with 1:03 remaining in the second half — a basket that gave Florida State its final margin of victory at 87-67...also earned playing time in Florida State's wins over Kennesaw State (Nov. 22), The Citadel (Nov. 24), Loyola (Md.) (Dec. 6), against Tulane at the Amalie Arena in Tampa (Dec. 10) and Southern Miss (Dec. 21)...totaled nine rebounds in his six appearances with his career-high of four coming in Florida State's victory over The Citadel at Donald L. Tucker Center...earned three rebounds against Southern Miss and two against Loyola (Md.)...totaled two assists against Loyola and one blocked shot against both The Citadel and Southern Miss...totaled his career-high of 13 minutes in the Seminoles' victories over Loyola and Southern Miss.

### AT WINTER PARK

Graduated from Winter Park High School in 2017...earned All-State Class 8A Second Team honors as a senior...All-Area First Team selection in 2015 and 2016 by the Orlando Sentinel...averaged 17.4 points, 9.5 rebounds and 4.5 assists per game in his senior season...a spot-on 3-point shooter who made 214 3-point

### CAREER HIGHS

PTS	6 vs. Canisius (11-19-18)
FGM	6 vs. Canisius (11-19-18)
FGA	4 vs. North Florida (12-19-18) 4 vs. Southeast Missouri (12-17-18)
FG%	1.000 vs. Canisius (11-19-18) 1.000 vs. George Washington (11-14-17)
3FGM	2 vs. Canisius (11-19-18)
3FGA	4 vs. Southeast Missouri (12-17-18)
3FG%	1.000 vs. Canisius (11-19-18)
FTM	2 at Virginia (1-5-19)
FTA	3 at Virginia (1-5-19)
FT%	.667 at Virginia (1-5-19)
OR	1 vs. 6 Teams Last at Georgia Tech (2-16-19)
DR	3 vs. The Citadel (11-24-17)
REBS	4 vs. The Citadel (11-24-17)
AST	2 vs. Loyola (Md.) (12-6-17)
BLK	1 vs. three teams Last vs. Murray State (3-23-19)
STL	1 vs. four teams Last vs. Murray State (3-23-19)
MIN	13 vs. Southern Miss (12-21-17) 13 vs. Loyola (Md.) (12-6-17)



## 2017-18 GAME-BY-GAME STATS

Opponent	Pts.	A	S	3FG-A
vs. George Washington	2	0	0	0-0
Kennesaw State	0	0	0	0-2
Citadel	0	4	0	0-1
Loyola Maryland	0	2	2	0-2
vs. Tulane	0	0	0	0-0
Southern Miss.	2	3	1	0-2

## 2018-19 GAME-BY-GAME STATS

Opponent	Pts.	A	S	3FG-A
Florida	2	3	0	0-1
at Tulane	0	0	0	0-0
Canisius	6	1	0	2-2
vs. UAB	2	1	0	0-1
Purdue	0	0	0	0-0
Troy	3	0	0	1-2
Southeast Missouri	3	1	1	1-4
North Florida	0	1	0	0-2
vs. Saint Louis	0	0	0	0-0
at Virginia	2	0	1	0-0
at Boston College	0	0	0	0-0
Wake Forest	2	1	0	0-0
at Georgia Tech	0	2	0	0-1
at North Carolina	0	0	0	0-0
vs. Murray State (NCAA)	2	1	0	0-2

## WYATT WILKES UP CLOSE

### WHY I WEAR MY NUMBER

"When I signed to play at Florida State and the coaches asked me which number I wanted to wear, I told them I care about wins and not about uniform numbers. There is no significance to the No. 31 that I will wear during my Florida State career. I wore No. 21 in high school."

### NUMBER FACT

Chris Singleton, the No. 1 pick of the Washington Wizards in 2011 wore No 31 during his career as a Seminole (2009-11). He played on three consecutive NCAA Tournaments teams and helped lead Florida State to the ACC Tournament Championship in 2009 for the first time in school history. Singleton earned All-ACC Third team honors as both a sophomore in 2010 and as a junior in 2011. He was one of the top defensive players in Florida State and ACC history as a two-time ACC All-Defensive Team selection and the ACC Defensive Player of the Year as voted on by the media in 2010 and as a unanimous selection by all 12 ACC coaching staffs in 2011.



### WHAT'S IN A NAME

"My full name is Wyatt David Wilkes. I'm not really named after anyone; my parents wanted a name that wasn't easily nicknamed and one that sounded original."

### MY HOMETOWN

"Orlando is a city filled with diverse groups of people and a lot of things to do. For anyone, it would be a city where they enjoyed living."

## PERSONALITY PROFILE

- What kind of animal is your favorite? Wolf
- Who is your favorite Superhero? Superman
- Who is your favorite NBA Player? Kawhi Leonard
- What is your favorite movie? The Godfather
- What is your favorite genre of music? Country or rap
- What sport would you play if you didn't play basketball? Baseball
- What is your favorite Basketball related movie? Coach Carter
- What is your favorite Basketball related memory? Our Elite 8 run in the 2018 NCAA Tournament
- What actor would play you in a movie about your life? George Clooney
- If you had to pick 2 teammates to break out of an Escape Room who would you choose? Harrison Prieto and Malik Osborne
- What is your dream car? GMC Denali
- Disney Channel or Cartoon Network? Cartoon Network
- What is your favorite subject in school? History
- What school do you look forward to playing the most? Florida
- Who is your favorite comedian? Dave Chapelle
- If you had a time machine what is the first place you would visit? A World War II battlefield

on the Winter Park varsity as a freshman and averaged in double figures (12.9 ppg in 114 career games) for his career...averaged 7.6 points as a freshman, 13.1 points as a sophomore, a career-high 17.1 points as a junior (totaled eight double-doubles as a junior)...averaged 7.1 rebounds during his high school career with 8.5 rebounds per game coming during his junior season...totaled 1,474 points and 812 rebounds in his career as a prep star.

## PERSONAL

Born April 9, 1999...Wyatt is the son of Kim and Glenn Wilkes, Jr.... his father is the legendary head women's basketball coach at Rollins (Fla.) College...he is in his 34th season at Rollins and is the winningest coach in Sunshine State Conference history...he is ranked 14th all-time for coaching victories among Division II women's coaches...his mother was a four-time All-American basketball star at Rollins...is the grandson of National Basketball Hall of Famer and long-time Stetson coach Glenn Wilkes Sr....the nephew of former Seminole assistant coach Rob Wilkes (2000-02)...received more than 20 Division I scholarship offers...selected Florida State over Duke, Kansas, Florida, Clemson, Georgia, Georgia Tech and Missouri...major is Humanities.

shots during his high school career...led Winter Park to the 8A state Championship Final Four with a 20-11 record...scored in double figures in 17 of his 31 games as a senior while scoring a season high 31 points in a win over Timber Creek...six double-doubles as a senior...totaled 28 points and eight rebounds against Windermere Prep as a senior...a double-double of 26 points and 10 rebounds came in a win over Clearwater...a double-double of 31 points and 12 rebounds came in a victory over Timber Creek...a double-double of 14 points and 10 rebounds in a win over Apopka...a fourth double-double of 13 points and 11 rebounds came in a win over Dr. Phillips...totaled 27 points in a win over Lake Nona...was a freshman starter for the Wildcats on their 2013-14 state championship team...earned a spot as a starter

## CAREER STATISTICS

Year	G-GS	FG-A	PCT.	3FG-3FGA	PCT.	FT-FTA	PCT.	PTS.-AVG.	OR	DR	TR-AVG.	PF-D	AST	TO	BLK	STL	MIN
2017-18	6-0	2-9	.222	0-7	.000	0-1	.000	4-0.7	2	7	9-1.5	2-0	3	5	2	1	44-7.3
2018-19	15-0	8-21	.381	4-15	.267	2-3	.667	22-1.5	4	7	11-0.7	9-0	2	5	1	3	57-3.8
<b>Totals</b>	<b>21-0</b>	<b>10-30</b>	<b>.302</b>	<b>4-22</b>	<b>.267</b>	<b>2-4</b>	<b>.667</b>	<b>26-1.1</b>	<b>6</b>	<b>14</b>	<b>20-1.1</b>	<b>11-0</b>	<b>5</b>	<b>10</b>	<b>3</b>	<b>4</b>	<b>101-5.6</b>

## CONFERENCE STATISTICS

Year	G-GS	FG-A	PCT.	3FG-3FGA	PCT.	FT-FTA	PCT.	PTS.-AVG.	OR	DR	TR-AVG.	PF-D	AST	TO	BLK	STL	MIN
2017-18	0-0	0-0	.000	0-0	.000	0-0	.000	0-0.0	0	0	0-0	.0	0	0	0	0	0-0.0
2018-19	5-0	1-2	.500	0-1	.000	2-3	.667	4-0.8	2	1	3-0.6	2-0	1	1	0	2	13-2.6
<b>Totals</b>	<b>5-0</b>	<b>1-2</b>	<b>.500</b>	<b>0-1</b>	<b>.000</b>	<b>2-3</b>	<b>.667</b>	<b>4-0.8</b>	<b>2</b>	<b>1</b>	<b>3-0.6</b>	<b>2-0</b>	<b>1</b>	<b>1</b>	<b>0</b>	<b>2</b>	<b>13-2.6</b>

## NCAA STATISTICS

Year	G-GS	FG-A	PCT.	3FG-3FGA	PCT.	FT-FTA	PCT.	PTS.-AVG.	OR	DR	TR-AVG.	PF-D	AST	TO	BLK	STL	MIN
2017-18	0-0	0-0	.000	0-0	.000	0-0	.000	0-0.0	0	0	0-0	.0	0	0	0	0	0-0.0
2018-19	1-0	1-3	.333	0-2	.000	0-0	.000	2-2.0	0	1	1-1.0	1-0	0	0	1	1	10-10.0
<b>Totals</b>	<b>1-0</b>	<b>1-3</b>	<b>.333</b>	<b>0-2</b>	<b>.000</b>	<b>0-0</b>	<b>.000</b>	<b>2-2.0</b>	<b>0</b>	<b>1</b>	<b>1-1.0</b>	<b>1-0</b>	<b>0</b>	<b>0</b>	<b>1</b>	<b>1</b>	<b>10-10.0</b>





# 0 | RAYQUAN EVANS

- JUNIOR | 6-4 | 210 | GUARD
- BILLINGS, MONTANA
- BILLINGS SKYVIEW HIGH SCHOOL



## PERSONALITY PROFILE

- What is your favorite food? Pizza
- Who is your favorite musical artist/band? Nav / Juice Wrld
- What kind of animal is your favorite? Lion
- Who is your favorite Superhero? Spider Man
- Who is your favorite NBA Player? Kevin Durant
- What is your favorite television show? Stranger Things
- What is your favorite movie? Tarzan
- If you could choose one super power what would it be? Read minds
- What sport would you play if you didn't play basketball? Soccer
- What is your favorite Basketball related movie? Coach Carter
- How old were you when you started playing basketball? 4
- What is your nickname? Ray
- What is your dream job? Playing basketball
- If you had to pick 2 teammates to break out of an Escape Room who would you choose? Nathanael Jack and Anthony Polite
- What was your favorite cartoon to watch growing up? Ed, Edd n Eddy

## RAYQUAN EVANS UP CLOSE

### WHY I WEAR MY NUMBER

"There is no particular reason why I will wear No. 0 during my career at Florida State. I wore the same number at Northern Idaho and I really like the way it looks. It's a very unique number and I feel that I'm a unique player."

### NUMBER FACT

RayQuan Evans is the third player in school history to wear No. 0 following Pierre Jordan (2009-11) and Phil Cofer (2015-19). Both Jordan (2009, 2010 and 2011) and Cofer (2017, 2018, and 2019) were members of three NCAA Tournament teams and both played in one ACC Championship game (Jordan in 2009 and Cofer in 2019).



### WHAT'S IN A NAME

"My full name is RayQuan Ethan Evans. My dad took the name of one of the singers, Raekwon, from the 1990's band Wu Tang Clan, and put his own spin on the spelling for my first name. Ethan, from the Bible, came from my mom. The name Ethan means strong, firm and long-lived."

### MY HOMETOWN

"My hometown of Billings, Montana, in southern Montana. It's a very simple place where I enjoyed growing up. One of the most unique things about Billings is that it is home to the Little Bighorn Battlefield National Monument where Lieutenant George Custer was killed."

### PERSONAL

Born September 16, 1998...RayQuan is the son of LaVern OldElk and Isreal Evans...his dad played basketball at the University of Montana... played two seasons as a forward at Montana (1993 and 1994)... averaged 9.1 points, 4.2 rebounds, 0.9 steals and 0.3 blocks during his career...has three brothers - Tray, Tye and Cam...originally from (and born in) Georgetown, S.C...moved to Montana to begin his freshman year of high school...selected Florida State over Utah State, Washington State, Gonzaga, Georgia, Oregon and Utah...initially committed to Utah State before signing his National Letter of Intent to attend Florida State in April of 2019...a member of the Crow Tribe... major is Social Science.

### ON EVANS

A junior college transfer from North Idaho College who has two seasons of eligibility remaining as a Seminole from the beginning of the 2019-20 season...the second player from North Idaho to play basketball for Seminole Head Coach Leonard Hamilton as he follows in the footsteps of Braian Angola who is now playing in the Orlando Magic organization...a tremendous athlete who can get to the rim to score...worked hard on his shot - both long range and mid-range - during his two seasons at North Idaho...averaged in double figure scoring in both of his seasons at North Idaho as he led the Cardinals to a pair of conference championships...was selected as the MVP of the conference tournament in both seasons as a Cardinal...in his two seasons at the school, he led North Idaho to a 56-10 record (.848 winning percentage)...scored at least 20 points 10 times as a sophomore and in 18 games as a freshman...scored at least 40 points twice and at least 30 points five times as a freshman...his career high of 47 points came against Everett Community College with 42 points coming against Treasure Valley Community College as a freshman... signed with North Idaho College following his stellar high school career after first committing to Rocky Mountain College.

### AT NORTH IDAHO

Graduated from North Idaho College in 2019 with an Associate's Degree in Graphic Design...recognized as the Northwest Athletic Conference Male Basketball Athlete of the Year in 2019...named to the All-East Region Defensive Team and as the East Region MVP in 2019...led the Cardinals to a two-year combined record of 56-10; they finished with a combined 27-5 overall record in NWAC play including a perfect 16-0 record during the 2018-19 season...averaged 18.2 points, 7.4 rebound and 4.9 assists in leading North Idaho to its

second consecutive Northwest Athletic Conference championship... shot .552 percent from the field and .781 percent from the free throw line in his second season...scored in double figures in each of his games as a sophomore with his season-high of 32 points, six assists and two steals coming in NIC's victory over Walla Walla in the NWAC Tournament championship game...in leading North Idaho to the 2019 NWAC Championship, Evans averaged 23.3 points in three tournament games including a double-double of 18 points and 15 rebounds in the Cardinals' semifinal round victory over Everett Community College... averaged 10 points, 8.0 rebounds and 5.0 assists as a freshman at North Idaho...totaled 28 points to lead North Idaho to a 90-83 victory over Peninsula and claim its first ever NWAC Title...in winning the NWAC title in 2018, the Cardinals defeated a pair of No. 1 seeds to win the championship...among the league leaders in steals.

### AT BILLINGS SKYVIEW HIGH SCHOOL

Graduated from Billings Skyview High School in 2017...earned All-State honors as named by USA Today...earned Class AA All-State First Team and Eastern Class AA All-Conference First Team honors as a senior...averaged 18.2 points, 6.3 rebounds, 3.3 assists and 2.1 steals per game as he led the Falcons to a third place finish in the state championship tournament as a senior...totaled 38 points in the consolation final to secure Skyview's third place finish...averaged 14.2 points, 5.7 rebounds and 3.8 assists as a junior...played in the Montana-Wyoming All-Star game following the conclusion of his senior season...scored 10 points to lead Montana to the 93-78 victory in the first game of the All Star weekend...totaled 12 points in the second game which was also won by Montana.





# 44 | TY HANDS

- RS-FRESHMAN | 6-5 | 180 | GUARD
- PALM BEACH LAKES, FLORIDA
- PALM BEACH LAKES



## PERSONALITY PROFILE

- What kind of animal is your favorite? Silverback Gorilla
- Who is your favorite Superhero? Spider Man
- What is your favorite television show? Grey's Anatomy
- What is your favorite movie? Escape Room
- If you could choose one super power what would it be? Manipulation of time
- What sport would you play if you didn't play basketball? Baseball
- Who is your role model? Former Seminole Football player Myron Rolle
- What is your nickname? Logan
- What is your dream job? Orthopedic Doctor / Physician
- What is your favorite cereal? Frosted Flakes
- What is your favorite subject in school? Math
- What is your favorite/lucky number? 11
- What is the first thing you would you buy if you won the lottery? Stock in Nike
- If you had a time machine what is the first place you would visit? I'd go back and watch my dad play at Florida State
- What is your favorite book/series of books? Percy Jackson

## AS A FRESHMAN (2019)

A redshirt season after undergoing surgery for a torn ACL in his right knee...underwent successful surgery on August 22, 2018...traveled to many of Florida State's games and practiced with the team while rehabilitating his knee...a member of Florida State's 2019 NCAA Tournament team...helped Florida State to a 29-8 overall record, to a 13-5 record in ACC play, to a fourth place finish in the ACC standings, to Florida State's third ever appearance in the ACC Tournament Championship game and to the Sweet 16 of the NCAA Tournament...the Seminoles' 29 overall wins and 13 ACC victories both marked records for wins in a season and ACC wins in a season.

## AT PALM BEACH LAKES

A four-year letterman of the varsity basketball and track and field teams...served as the team captain during his junior and senior seasons...a member of the Palm Beach County Fab Five Team as a senior...scored more than 1,000 career points as he averaged 14.7 points and 5.4 rebounds during his senior year...earned All-Area and All-Conference First Team honors in his junior and senior seasons...led the team in 3-pointers made his junior and senior year...helped the Rams to a 15-7 overall record...as a junior, helped lead Palm Beach Lakes to a 26-3 record, a district title, and an appearance in the 8A State Semifinals Championship...selected as Scholar-Athlete of the Year for four consecutive years...played for his father Lorenzo, at Palm Beach Lakes...In track, set the school record for high jump at the Panther Relay Invitational...finished his high jump career 7th in the Florida High School Athletic Association State Finals.

## TY HANDS UP CLOSE

### WHY I WEAR MY NUMBER

"This will be my first season earning No. 44. I chose to wear 44 because my father wore No. 11 when he played at Florida State and I wore No. 4 in my first season as a Seminole – when the two numbers are multiplied, the total is 44."

### NUMBER FACT

The No. 44 was worn by Lawrence McCray during his career as a Seminole – including the 1972 season when Florida State played in the 1972 NCAA Tournament Championship game. McCray wore the number for three seasons (1972, 1973 and 1974) when he averaged 13.2 points and 9.0 rebounds in 84 career games. He scored eight points and pulled down six rebounds in the Seminoles' game against ULCA in the 1972 NCAA Championship game.



### WHAT'S IN A NAME

"My full name is Ty Logan Hands. My first name, Ty, is short for Tyrone, which is my dad's middle name. My middle, Logan, comes from a family friend."

### MY HOMETOWN

"My hometown of West Palm Beach, Florida brings to mind clear beaches and ocean breezes. It is a town known for its incredible environment and its proximity to Miami."

## PERSONAL

Born May 22, 2000...Ty and his younger brother, Tre, are the sons of two FSU alum, Tera and Lorenzo Hands, a former Seminole star and four-year letterman at Florida State from 1988 to 1993...Lorenzo was a member of four NCAA Tournament teams including Florida State's 1993 Elite Eight team...Ty's dad also worked as an assistant coach at FSU during the 1994-1995 season...academically, Ty chose FSU over Georgetown University, University of Miami, and University of Florida...major is Exercise Physiology.

## ON HANDS

In his second season as a member of the Seminole men's basketball team...a member of the Seminoles' NCAA Tournament Sweet 16 Team in 2019...has four years of eligibility remaining beginning with the 2019-20 season after suffering a knee injury prior to the start of the 2018-19 season...because of the injury, he took a redshirt season and has worked to get himself back into the Seminoles' rotation for his second season at Florida State...shoots the ball well with range...plans to study medicine at Florida State in order to achieve his ultimate goal of becoming an orthopedic surgeon...ranked first in his class of 530 students all four years, he graduated from Palm Beach Lakes High School as the Valedictorian with a GPA of 3.96 and an HPA of 4.96...member of the National Honor Society and the Spanish Honor Society...successfully completed a dual enrollment program at Palm Beach Lakes High School and Palm Beach State College during his high school academic career...also a member of the Medical Academy at Palm Beach Lakes...is CPR and EMR trained and interned in the Pharmacy Program at Walgreens...named to the 24th annual Florida Dairy Farmers Academic All-State Team in 2018...the Academic All-State Team is a recognition program that honors 24 graduating seniors (state-wide) who excel in both athletics and academics...one of the most important special recognition programs sponsored by the FHSAA...combined his love of sports and medicine by interning as a student athletic trainer at his high school football games.





# 11 | NATHANAEL JACK

- JUNIOR | 6-5 | 195 | GUARD
- MISSISSAUGA, ONTARIO, CANADA
- CALUSA PREP



## PERSONALITY PROFILE

- Who is your favorite Superhero? Thor
- Who is your favorite NBA Player? Kawhi Leonard
- What is your favorite movie? Elf
- If you could choose one super power what would it be? Flying
- What is your favorite NBA Team? Toronto Raptors
- What is your favorite Basketball related movie? Like Mike
- What is favorite junk food/candy? Fuzzy Peach
- What actor would play you in a movie about your life? Samuel Jackson
- What is your nickname? Captain Jack
- What is your dream job? Being a professional basketball player
- What is your favorite cereal? Lucky Charms
- What is your favorite/lucky number? 3
- What is your hidden talent? Singing
- What is the first thing you would you buy if you won the lottery? By my dad a house
- If you had a time machine what is the first place you would visit? My family in the future
- What is your favorite book/series of books? The Bible

## AT EASTERN FLORIDA

Graduated from Eastern Florida State College in 2019 with an Associate's Degree in General Education...helped lead Eastern Florida State College to the Junior College National Championship Tournament in Hutchinson, Kan., in both of his seasons...the Titans finished as the national runners-up in 2018 and advanced to the quarterfinals in 2019...led Eastern Florida to two consecutive Mid-Florida Conference Championships in both of his years at the school which is located in Cocoa, Fla...averaged 8.9 points and 3.3 rebounds while shooting .358 percent from the field and .339 from the 3-point line as a sophomore...led Eastern Florida to an 87-73 victory over No. 1 ranked Northwest Florida in December of his sophomore season...totaled his career-high of 26 points in an 81-56 win over Florida State College at Jacksonville...was a perfect six of six from the 3-point line in the victory over FSCJ...also scored 26 points in Eastern's victory over Miami Dade College...was seven of 14 from the 3-point line against Miami Dade...totaled 23 points on six of 12 made 3-point shots in Eastern's 90-56 victory over Lawson State Community College...scored in double figures 14 times as a sophomore...made at least one 3-point shot in 29 of 36 games as a sophomore...averaged 10.7 points, 2.5 rebounds and made five or more 3-point shots in six different games as a freshman...shot .405 percent from the 3-point line during his freshman season...totaled a season-high 24 points – on eight made 3-point shots – in Eastern's victory over Chipola...totaled 22 points on six made 3-point shots in a victory over Snow College...made a total of 13 3-point shots in back-to-back games against Santa Fe Community College and Chipola...each of the six graduating sophomores at EFSC in 2019 (including Jack) will play Division I Basketball during the 2019-20 season.

## ON JACK

Considered to be one of the top junior college transfers in the nation for the 2019-20 season...a junior college transfer who begins his career as a Seminole with two seasons of eligibility remaining...one of the top shooting guards in the junior college ranks to transition into Division I for the 2019-20 season...ranked 44th nationally among junior college recruits for the 2019-20 season by JucoRecruiting.com...the fourth highest ranked shooting guard in the nation by JucoRecruiting.com...is a very dangerous long range shooter...has a knack of being in position to shoot as soon as he catches the basketball...made 13 3-point shots and totaled 44 points at the JA32 All-American Game at the conclusion of his sophomore season...in scoring 44 points and leading his team to a 108-99 victory in the camp All-Star game, Jack made a staggering 13 3-point shots...averaged a camp-leading 28.0 points per game in the JA32 All-American camp...earned academic honors during both of his seasons at Eastern Florida.

## NATHANAEL JACK UP CLOSE

### WHY I WEAR MY NUMBER

"I chose to wear No. 11 at Florida State because my younger brother Joshua wears that number as a football player at the New Mexico Military Institute. He has been a huge influence on my life and has defied many odds to get where he is in his career. I sincerely admire him for all of the challenges he has been able to overcome."

### NUMBER FACT

Nathanael Jack will become the 23rd player in school history to wear No. 11. The No. 11 was worn by Lorenzo Hands (the father of current Seminole Ty Hands) during his standout career at Florida State (1989-93) – a time period when the Seminoles played in four NCAA Tournaments. Hands averaged 2.3 points in 96 career games.



### WHAT'S IN A NAME

"I have two older brothers: Archelaus (AJ) and Joshua. My dad chose all of our names from the Bible. My name means "God has Given" and "Gift of God"

### MY HOMETOWN

"My hometown of Mississauga, Ontario is a very close knit town. Everyone knows everyone and there is always a lot to do. Basketball is definitely the biggest sport in my city which has been a boost to my friends and me because there are lots of places to train and practice."

### AT CALUSA PREP

Graduated from Calusa Prep in Miami in 2017...earned All-State Third-Team honors on the Florida Association of Basketball Coaches Independent team as a senior...scored his career-high of 40 points against Downey Christian as a senior...played two seasons at the Miami (Fla.) based school.

### AT FREEDOM CHRISTIAN ACADEMY

Attended Freedom Christian Academy in Fayetteville, N.C. for one year (2014-15).

### PERSONAL

Born October 25, 1997...Nate is the son of Clifton and Venise Jack...has a 2-year old sister, Janae...was born in Canada and still considers Canada to be his home...both of his parents work in Toronto...chose Florida State over Kansas, Oklahoma, Texas Tech Arizona State and Miami...major is Social Science – with a Social Entrepreneurship and Innovation Specialization.





# 5 | BALSA KOPRIVICA

- FRESHMAN | 7-1 | 260 | CENTER
- BELGRADE, SERBIA
- UNIVERSITY SCHOOL



## ON KOPRIVICA

A consensus top-60 national recruit...a four-star recruit by Scout, Rivals, 247 Sports and ESPN...the No. 12 center and the No. 56 overall player in the 2019 recruiting class according to 247Sports...considered to be the third best player in the talent-rich state of Florida...considered by many to be a game-changer...has all of the tools to be a very effective big man...has good hands, can consistently make jump shots and has strong rebounding abilities...a very mobile athlete...a finisher and a solid passer from the post...teamed with Duke star Vernon Carey, Jr., to win the Under-15 AAU National Championship at the Nike Peach Jam in 2016...a member of the Serbian Under-18 team that won the gold medal at the 2017 FIBA Europe Under-18 Championships...participated in the Basketball Without Boarders Global Camp in 2017...played with the Georgia Stars AAU Team...averaged 14.5 points, 10.5 rebounds, 1.8 assists and 1.2 blocks per game during the 2018 Peach Invitational.

## AT MONTVERDE

Graduated from Montverde Academy in 2019...attended the Orlando-based school during his junior and senior seasons...Montverde finished with a 22-3 record in 2019...helped Montverde advance to the semifinals of the GEICO High School National Championship Tournament where they fell to IMG Academy by a 74-73 score...helped Montverde to a 35-0 record and the school's fourth high school GEICO High School National Championship in 2018...has a wingspan of better than 7-3 and a standing reach of better than 9-1.

## AT UNIVERSITY SCHOOL

Attended University School in Fort Lauderdale, Fla., in eighth, ninth and 10th grades...was ranked as the nation's No. 1 player in the 2017 sophomore class...averaged a double-double of 22.0 points, 10.0 rebounds, 3.5 assists and 3.0 blocked shots as a sophomore...led the Sharks to a 20-7 record as a sophomore, a 15-9 record as a freshman and to 11 wins as a member of the varsity team in the eighth grade...averaged 16 points, nine rebounds and 2.5 blocked shots as a freshman.

## PERSONALITY PROFILE

- What is your favorite food? Serbian Food
- What kind of animal is your favorite? Wildcat
- Who is your favorite Superhero? Batman
- Who is your favorite NBA Player? Kristaps Porzingis
- If you could choose one super power what would it be? To be invisible
- One word that describes you? Persistent
- What sport would you play if you didn't play basketball? Soccer
- What actor would play you in a movie about your life? Peter Sellers
- If you had to pick 2 teammates to break out of an Escape Room who would you choose? Dominik Olejnczak and Trent Forrest
- Where is your dream vacation to? Bora Bora
- What is your dream car? Lamborghini Aventador
- Are you scared of heights? No, I'm 7'1
- What is your favorite video game? NBA 2K
- What school do you look forward to playing the most? Duke
- One word that describes your game on the court? Versatile

## BALSA KOPRIVICA UP CLOSE

### WHY I WEAR MY NUMBER

"I wear No. 5 because I have worn the number throughout my high school and AAU career. I feel like it's been a good number so I asked for it when I committed to Florida State and was lucky to get it."

### NUMBER FACT

The No. 5 will be worn by a Florida State basketball player for the 10th consecutive season. Bernard James wore the number in both the 2011 and 2012 seasons and led the Seminoles to the first ACC Championship in school history in 2012. James was drafted in the second round of the 2012 NBA Draft by the Cleveland Cavaliers and played for three seasons for the Dallas Mavericks.



### WHAT'S IN A NAME

"My name comes from the ancient Serbian King Balšić and his family. The Balšićs were a noble family that ruled from 1362 to 1421, during and after the fall of the Serbian Empire. Balsa also means strong and well built."

### MY HOMETOWN

"My hometown of Belgrade is the capital of Serbia which is located in southeast Europe. It is a very easy city to fit into with a population of nearly 1.4 million. I love the experience of living there, as well as the people and the food that make up a wonderful region of the world."

### PERSONAL

Born May 1, 2000...Balsa is the son of Tatjana Cavic and Slavisa Koprivica...moved with his mother to the United States from Serbia in 2012 when he was in sixth grade from Belgrade -- the capital of Serbia...learned to speak English as a youngster in Serbia as English is taught in Serbian schools...is fluent in speaking Serbian and English and speaks a bit of Spanish...his dad, Slavisa, played professional basketball in Serbia from 1985-2008...gets his height from his dad who is 6-9...his dad also played in the 1992 Olympics against the original Dream Team...played soccer and participated in Taekwondo as a child...began playing basketball at age seven-years old...enjoys playing video games and is an accomplished drawer...a member of the Serbia Under-18 National Team...models his game after Anthony Davis, Kristaps Porzingis and Nikola Jokic...received his first scholarship offer from Baylor in 2015...received 15 offers during his first two seasons in high school at University School...selected Florida State over Gonzaga, Miami, Florida, Tennessee, Virginia Tech, Wake Forest, Clemson, Southern California and Baylor...major is exploratory.





# 20 | TRAVIS LIGHT

- RS-JUNIOR | 6-5 | 180 | GUARD
- VIENNA, VIRGINIA
- IMG ACADEMY



### ON LIGHT

In his fourth season as a member of the Seminole men's basketball team and at the beginning of the 2019-20 season has two years of eligibility remaining... a member of three NCAA Tournament teams – the second round in 2017, the Elite Eight in 2018 and the Sweet 16 in 2019...has played in three NCAA Tournament games in his career -- two in 2018 (against Missouri and Gonzaga) and one in 2019 (against Murray State)... joined the Seminoles in the fall of 2016...earned playing time for the first time in his career in five games as a redshirt freshman during the 2018 season...played in a career-high six games as a redshirt sophomore during the 2018-19 season...an outstanding teammate who is one of the most coachable student-athletes on Florida State's roster...has helped Florida State to a .729 overall winning percentage (78-29) and 37 ACC wins in the first three seasons of his career...his strengths include his high basketball IQ, his ability to break down defenses with his ball handling and his extremely accurate outside shooting... adds depth and experience at the guard position and helps the Seminoles prepare for the rigors of the season...traveled with the Seminoles to Jamaica during the summer of 2017 and gained a great deal of playing experience...is one of two left-handed players on the Seminoles' roster which also features left-handed guard Anthony Polite...played at very high levels throughout his prep career which has helped him become a very competitive player...named to the 2019 ACC Academic Honor Roll...awarded the Unsung Hero Award by the Seminole coaching staff at the 2017 Florida State Basketball Honors Banquet...earned the Unsung Hero Award for the second consecutive season as a member of Florida State's Scout team — the Green Vipers — at Florida State's 2018 Honors Banquet...earned the award for being an integral part of the Green Team Vipers at the Seminoles' team banquet in 2019.

### AS A REDSHIRT SOPHOMORE (2019)

Averaged 0.0 points, 0.0 rebounds and 0.2 steals while playing a career-high six games as he helped Florida State reach the NCAA Tournament for the third time in his career...the Seminoles advanced to the Sweet 16 of the NCAA Tournament for the second time in his career during his redshirt sophomore season...helped Florida State to a 28-9 overall record, to a 13-3 record in ACC play, to a fourth place finish in the ACC standings, to the third appearance in school history in the ACC Tournament Championship game and to the Sweet 16 of the NCAA Tournament...earned playing time in a career-high six different games – victories over Florida, Southeast Missouri, at Syracuse, Wake Forest, at Georgia Tech and against Murray State in the NCAA Tournament...playing time came against three teams – Florida, Syracuse and Murray State – who all played in the NCAA Tournament in 2019...helped Florida State to six victories over nationally ranked teams including No 2 and National Champion Virginia in his third season as a Seminole...first career steal came in Florida State's victory at the Carrier Dome against Syracuse...playing time in an ACC for the first time in his career in Florida State's victory over Syracuse in the Carrier Dome (Feb. 5)...playing time in Florida State's victory over Wake Forest in Tallahassee (Feb. 13)... playing time in Florida State's 69-47 win over Georgia Tech in Atlanta (Feb 16)...one minute of playing time in Florida State's 90-62 victory over Murray State in the NCAA Tournament at the XL Center in Hartford, Conn... the victory over the Racers sent the Seminoles to the Sweet 16 of the NCAA Tournament for the second consecutive season (March 23).

### CAREER HIGHS

PTS	6 vs. Southern Miss (12-21-17)
FGM	2 vs. Southern Miss (12-21-17)
FGA	3 vs. Southern Miss (12-21-17)
FG%	.667 vs. Southern Miss (12-21-17)
3FGM	2 vs. Southern Miss (12-21-17)
3FGA	3 vs. Southern Miss (12-21-17)
3FG%	.667 vs. Southern Miss (12-21-17)
DR	1 vs. The Citadel (11-24-17)
REBS	1 vs. The Citadel (11-24-17)
MIN	3 vs. Southeast Missouri (12-17-18)



## 2017-18 GAME-BY-GAME STATS

Opponent	Pts.	A	3FG-A
vs. Fordham	0	0	0-1
Citadel	0	0	0-1
Southern Miss.	6	0	2-3
vs. Missouri (NCAA)	0	0	0-1
vs. Gonzaga (NCAA)	0	0	0-0

## 2018-19 GAME-BY-GAME STATS

Opponent	Pts.	A	3FG-A
Florida	0	0	0-0
Southeast Missouri	0	0	0-0
at Syracuse	0	0	0-1
Wake Forest	0	0	0-1
at Georgia Tech	0	0	0-1
vs. Murray State (NCAA)	0	0	0-1



### AS A REDSHIRT FRESHMAN (2018)

Averaged 1.2 points and 0.2 rebounds in five games as he helped the Seminoles reach the Elite Eight of the NCAA Tournament...playing time came for the first time in his career in Florida State's victory over Fordham in the 2017 Jamaica Classic (Nov. 17)...earned playing time in Florida State's victory over The Citadel (Nov. 24) and against Southern Miss (Dec. 21) with both game coming at the Donald L. Tucker Center...scored the first two baskets of his career – both were 3-pointers – in the Seminoles' 98-45 win over Southern Miss...consecutive field goals made for the Seminoles against the Golden Eagles gave Florida State a 93-41 lead with 2:11 left to play and a 96-41 lead with 1:48 remaining in the game...playing time in the NCAA Tournament came in victories over both Missouri in the first round and against Gonzaga in the Sweet 16...helped the Seminoles defeat the No. 8 Tigers, 67-54 at the Bridgestone Arena in Nashville, Tenn. (March 16) and top the No. 4 seeded Bulldogs, 75-60, at the Staples Center in Los Angeles (March 22).

### AS A FRESHMAN (2017)

A redshirt season...practiced and traveled with the team throughout the year...one of the Seminoles' top practice players who often emulates the opponent's best shooter in practice...helped Florida State to a No. 3 Seed in the West Region of the NCAA Tournament to tie the highest seed in school history...Florida State defeated Florida Gulf Coast in the first round of the NCAA Tournament (March 16, 86-80)...helped Florida State to a 26-9 overall record and a 12-6 record in ACC play...the Seminoles' 12-6 overall record allowed them to finish in second place in the ACC standings and tied the school record for ACC wins in a single season...the Seminoles were ranked as high as No. 6 nationally during the season.

## TRAVIS LIGHT UP CLOSE

### WHY I WEAR MY NUMBER

"My sister, who played at American University, wore No. 20, and we are very close. She wore No. 20 throughout her high school and college career. I thought it would be a great thing for our family if we both wore No. 20 as players on the Division I level."

### NUMBER FACT

Aubrey Boyd, who played on three NCAA Tournament teams during his career, wore No. 20 during his career as a Seminole. Boyd is one of the top 3-point shooters in school history and ranked 21st in the Seminole record book for career 3-point shots made (93). Boyd enjoyed a standout career for the Seminoles but was injured during a pick-up football game and paralyzed from the neck down in 1995. The Aubrey Boyd Foundation is celebrated each season as all of the proceeds from one Florida State game each year is donated to the Aubrey Boyd Foundation.



### WHAT'S IN A NAME

"My full name is Travis Terry Light. I was named after my father's father – my grandfather."

### MY HOMETOWN

"My hometown of Vienna, Virginia is only 10 miles from Washington, D.C. and the United States Capital. Because of its location, there are lots of people who work in government and technology job. As long as my family has lived there, it has been one of the quickest growing and expanding regions in the country. One of the things about the people in the region is their intense loyalty to their favorite sports teams."

### AT IMG ACADEMY

Averaged 10.4 points, 3.6 rebounds and 2.3 assists in 18 games played...shot .420 percent from the field, .430 percent from the 3-point line and .730 percent from the free throw line...totaled a season-high 30 points against Victory Rock and 20 points against D.M.E. Academy.

### AT MONTVERDE ACADEMY

Graduated from Montverde Academy in 2015...was a member of the Eagles' prep team coached by former North Carolina shooting guard Dante Calabria...totaled a season-high 26 points against Victory Rock.

## PERSONALITY PROFILE

- What kind of animal is your favorite? Tiger
- Who is your favorite Superhero? Batman
- What is your favorite television show? The Office
- What is your favorite movie? Semi-pro
- If you could choose one super power what would it be? Teleportation
- Who is your role model? My dad
- What is your nickname? T-Light
- Where is your dream vacation to? Ibiza
- What is your dream car? Lamborghini
- Disney Channel or Cartoon Network? Disney
- What is your favorite video game? Fortnite
- How good are you at Fortnite on a scale of 1-10? 7
- If you could pick 3 teammates for your Fortnite squad who would it be? Malik Osborne, Trent Forrest, and Anthony Polite
- What is favorite restaurant? Chipotle
- Who is your favorite comedian? Kevin Hart
- If you had a time machine what is the first place you would visit? Dinosaur age

### AT ST. STEPHEN'S & ST. AGNES

Attended the school during his sophomore, junior and the first semester of his senior year season...the school is located in Alexandria, Va. ...averaged 6.4 points in 24 games as a member of the varsity team as a sophomore in 2013 and averaged 5.2 points in 21 games as a junior in 2014.

### AT GONZAGA COLLEGE HIGH SCHOOL

Attended Gonzaga College High School in Washington, D.C. as a freshman during the 2010-11 season...was a member of the freshman basketball team during his one season as a member of the Eagles' program.

### PERSONAL

Born June 14, 1996...Travis is the son of Sandra and George Light...his father played basketball at Hampden-Sydney in 1986...an older sister, Jordan, played basketball at American University (2014-17)...a member of the academic Honor Roll throughout his high school career...has trained for over 10,000 hours with Reginald Kitchen...major is Business Management.

## CAREER STATISTICS

Year	G-GS	FG-A	PCT.	3FG-3FGA	PCT.	FT-FTA	PCT.	PTS.-AVG.	OR	DR	TR-AVG.	PF-D	AST	TO	BLK	STL	MIN
2017-18	5-0	2-6	.333	2-6	.333	0-0	.000	6-1.2	0	1	1-0.2	0	0	0	0	0	7-1.4
2018-19	6-0	0-4	.000	0-4	.000	0-0	.000	0-0.0	0	0	0-0.0	0	0	0	0	1	9-1.5
<b>Totals</b>	<b>11-0</b>	<b>2-10</b>	<b>.200</b>	<b>2-10</b>	<b>.200</b>	<b>0-0</b>	<b>.000</b>	<b>6-0.5</b>	<b>0</b>	<b>1</b>	<b>1-0.1</b>	<b>0</b>	<b>0</b>	<b>0</b>	<b>0</b>	<b>1</b>	<b>16-1.5</b>

## CONFERENCE STATISTICS

Year	G-GS	FG-A	PCT.	3FG-3FGA	PCT.	FT-FTA	PCT.	PTS.-AVG.	OR	DR	TR-AVG.	PF-D	AST	TO	BLK	STL	MIN
2017-18	0-0	0-0	.000	0-0	.000	0-0	.000	0-0.0	0	0	0-0.0	0-0	0	0	0	0	0-0.0
2018-19	3-0	0-3	.000	0-3	.000	0-0	.000	0-0.0	0	0	0-0.0	0-0	0	0	0	1	3-1.0
<b>Totals</b>	<b>3-0</b>	<b>0-3</b>	<b>.000</b>	<b>0-3</b>	<b>.000</b>	<b>0-0</b>	<b>.000</b>	<b>0-0.0</b>	<b>0</b>	<b>0</b>	<b>0-0.0</b>	<b>0-0</b>	<b>0</b>	<b>0</b>	<b>0</b>	<b>1</b>	<b>3-1.0</b>

## NCAA STATISTICS

Year	G-GS	FG-A	PCT.	3FG-3FGA	PCT.	FT-FTA	PCT.	PTS.-AVG.	OR	DR	TR-AVG.	PF-D	AST	TO	BLK	STL	MIN
2017-18	2-0	0-1	.000	0-1	.000	0-0	.000	0-0.0	0	0	0-0.0	0-0	0	0	0	0	2-1.0
2018-19	1-0	0-1	.000	0-1	.000	0-0	.000	0-0.0	0	0	0-0.0	0-0	1	0	0	0	2-2.0
<b>Totals</b>	<b>3-0</b>	<b>0-2</b>	<b>.000</b>	<b>0-2</b>	<b>.000</b>	<b>0-0</b>	<b>.000</b>	<b>0-0.0</b>	<b>0</b>	<b>0</b>	<b>0-0.0</b>	<b>0-0</b>	<b>1</b>	<b>0</b>	<b>0</b>	<b>0</b>	<b>4-1.5</b>





# 12 | JUSTIN LINDNER

- RS-JUNIOR | 6-1 | 180 | GUARD
- MEMPHIS, TENNESSEE
- CHRISTIAN BROTHERS ACADEMY

*Justin Lindner  
12*



**ON LINDNER**

A member of three NCAA Tournament teams in the first three seasons of his career at Florida State...is in his fourth season as a member of the Florida State men's basketball program and has two years of eligibility remaining at the beginning of the 2019-20 season...earned a redshirt season as a true freshman during the 2016-17 season and earned playing time in both the 2017-18 and 2018-19 seasons...Florida State advanced to the second round of the 2017 NCAA Tournament, to the Elite Eight of the 2018 NCAA Tournament and to the Sweet 16 of the 2019 NCAA Tournament...has earned playing time in both the 2018 NCAA Tournament (against Missouri and Gonzaga) and in the 2019 NCAA Tournament (against Murray State)...has helped Florida State to 78 victories during the first three seasons of his career as a Seminole...the Seminoles won a school-record 29 victories and a school-record 13 ACC victories during the 2018-19 season...a valuable member of the scout team who has practiced and traveled with the team throughout his first three seasons as a Seminole...named to the ACC Academic Honor Roll in 2017, 2018 and 2019...helped the Seminole men's basketball team earn a NABC Team Academic Excellence Award for the 2017 season...named to the 2019 NABC Academic Honors Court...earned two awards at the Seminoles' 2018 Honors Banquet: one for Academic Achievement and an Unsung Hero Award as a member of Florida State's Scout team — the Green Vipers...earned the award for being an integral part of the Green Team Vipers at the Seminoles' Honors Banquet in 2019.

**AS A REDSHIRT SOPHOMORE (2019)**

Averaged 0.3 points, 0.3 rebounds and 0.7 assists as he played in a career-high six games...earned playing time in three ACC games and in one game in the NCAA Tournament...his playing time in three ACC games (at Syracuse, against Wake Forest and at Georgia Tech) allowed him to earn playing time in an ACC game for the first time in his career...also earned playing time in Florida State's victory over Murray State — a victory that sent Florida State to the Sweet 16 of the NCAA Tournament for the third time in his career...Florida State finished the season with a 29-8 overall record and a 13-5 mark in the ACC...the Seminoles' 29 overall victories are a school record for victories in a season while the 13 ACC wins are a record for ACC victories in

a season...the Seminoles finished in fourth place in the ACC standings, advanced to the ACC Tournament Championship game for the third time in school history and advanced to the Sweet 16 of the NCAA Tournament for the second consecutive season... helped Florida State earn victories over six nationally ranked teams including No. 2 and National Champion Virginia in the semifinals of the ACC Tournament...the Seminoles' victory over Virginia sent Florida State to the ACC Tournament Championship game... playing time came in early season victories over both Florida (Nov 6) and Southeast Missouri State (Dec. 17)...earned playing time in an ACC game for the first time in his career in the Seminoles' victory over Syracuse at the Carrier Dome (Feb. 5)... playing time came in Florida State's victory over Wake Forest in the Donald L. Tucker Center in Tallahassee (Feb. 13)...first career points came on a career-high two made free throws with one assist and one steal in Florida State's 69-47 win over Georgia Tech in Atlanta (Feb. 16)... totaled one assist in two minutes played in Florida State's 90-62 win over Murray State (March 23, 2019) in the NCAA Tournament at the XL Center in Hartford, Conn...the win propelled the Seminoles to the Sweet 16 of the NCAA Tournament for the second consecutive season.

**CAREER HIGHS**

PTS	2 at Georgia Tech (2-16-19)
FGA	1 vs. Murray State (3-23-19) 1 vs. Southern Miss (12-21-17)
FTM	2 at Georgia Tech (2-16-19)
FTA	2 at Georgia Tech (2-16-19) 2 vs. Wake Forest (2-13-19)
FT%	1.000 at Georgia Tech (2-16-19)
OR	1 vs. Wake Forest (2-13-19)
DR	1 vs. Southeast Missouri (12-17-18) 1 vs. The Citadel (11-24-17)
REBS	1 vs. Wake Forest (2-13-19) 1 vs. Southeast Missouri (12-17-18) 1 vs. The Citadel (11-24-17)
AST	2 vs. Southern Miss (12-21-17)
STL	1 at Georgia Tech (2-16-19)
MIN	4 vs. Southern Miss (12-21-17)





## JUSTIN LINDNER UP CLOSE

### WHY I WEAR MY NUMBER

"After wearing No. 15 for my first two seasons at Florida State, I had the opportunity to switch to No. 12 for my final two years as a Seminole. I wore No. 12 in high school, and began wearing the number because of my favorite all-time player, John Stockton."

### NUMBER FACT

Charlie Ward, one of the greatest athletes in the history of Florida State and the Atlantic Coast Conference, wore No. 12 during his Seminole basketball career (he wore No. 17 as a Heisman Trophy winning football player for the Seminoles). He played on three NCAA Tournament teams (1991, 1992 and 1993) and led the Seminoles to the 1991 Metro Conference Tournament Championship. Ward was drafted in the first round of the 1994 NBA Draft by the New York Knicks and played for 10 years in the NBA.



### WHAT'S IN A NAME

"My full name is Justin Lane Lindner. Justin with a J to match my brothers' name – Jason. My middle name comes from my grandfather whose middle name was Lane. Lane comes from my grandfather Larry Lane and my uncle Keith Lane. My Middle name of Lane has been passed down for generations."

### MY HOMETOWN

"My hometown of Memphis, Tennessee is well-known for great food, great people, great diversity and great basketball."

### AT CHRISTIAN BROTHERS

Graduated from Christian Brothers School in Memphis, Tenn., in 2016...a member of the varsity team at Christian Brothers High School as a sophomore, junior and as a senior...helped Christian Brothers to a 57-3 record (.950 winning percentage) and two state championship tournament appearances during his junior and senior seasons...averaged 11.0 points, 4.8 assists and 0.9 steals while shooting 53 percent from the field in leading Christian Brothers to a 28-2 record and to the semifinals of the state championship tournament as a senior...earned All-Region First-Team honors and served as the team captain as a senior...named as the Most Valuable Player at the Fort Walton Beach Blowout as a senior...earned All-Region Honorable Mention honors in leading the Purple Wave to the state championship game and

## PERSONALITY PROFILE

- What is your favorite food? Macaroni and Cheese
- Who is your favorite Superhero? Dash from the Incredibles
- Who is your favorite NBA Player? LeBron James
- What is your favorite television show? Stranger Things
- What is your favorite movie? Shawshank Redemption
- What is your favorite NBA Team? Los Angeles Lakers
- What sport would you play if you didn't play basketball? Tennis
- What is your favorite Basketball related movie? Hoosiers
- Who is your role model? My Dad
- What is your favorite Basketball related memory? Advancing to the Elite 8 of the 2018 NCAA Tournament
- What is your nickname? Stockton
- What is your dream job? College Basketball Head Coach
- What is your favorite cereal? Reese's Puffs
- What is your dream car? Audi Q3 SUV
- What do you do outside of basketball? Spend time with family and friends

### 2017-18 GAME-BY-GAME STATS

Opponent	Pts.	A	3FG-A
vs. Fordham	0	0	0-0
Citadel	0	0	0-0
Southern Miss.	0	2	0-0
vs. Missouri (NCAA)	0	0	0-0
vs. Gonzaga (NCAA)	0	0	0-0

### 2018-19 GAME-BY-GAME STATS

Opponent	Pts.	A	3FG-A
Florida	0	0	0-0
Southeast Missouri	0	1	0-0
at Syracuse	0	0	0-0
Wake Forest	0	1	0-0
at Georgia Tech	2	1	0-0
vs. Murray State (NCAA)	0	1	0-1

### AS A REDSHIRT FRESHMAN (2018)

Averaged 0.0 points, 0.2 rebounds and 0.4 assists as he earned playing time for the first time in his career as a sophomore...helped Florida State advance to the Elite Eight of the NCAA Tournament for the first time since 1993...played in five games including the Seminoles' victories over Missouri and Gonzaga in the NCAA Tournament...his appearance in Florida State's victory over Gonzaga in the NCAA Tournament helped the Seminoles advance to the Elite Eight for the first time in a quarter of a century...playing time for the first time in his career came in the Seminoles' 67-43 victory over Fordham in the first round of the 2017 Jamaica Classic (Nov. 17)...also saw action in Florida State's win over The Citadel in Tallahassee (Nov. 24)...earned the first two assists of his career in a career-high four minutes of playing time in Florida State's victory over Southern Miss at the Donald L. Tucker Center (Dec. 21)...inserted into the lineup in Florida State's victory over No. 8 seed Missouri (March 16, 67-54) in the first round of the NCAA Tournament at the Bridgestone Arena in Nashville, Tenn...also earned playing time in Seminoles' 75-60 victory over No. 4 seed Gonzaga in the Sweet 16 at the Staples Center in Los Angeles (March 22).

### AS A FRESHMAN (2017)

A member of the team but did not play in any games...practiced with the team and traveled to each of the Seminoles' road games during the season...helped the Seminoles advance to the second round of the NCAA Tournament.

a 29-1 record as a junior...named to the All Final Four Team in the state championship tournament as a junior...averaged 6.9 points, 3.5 assists and 0.8 steals per game as a sophomore...led Christian Brothers to a 17-12 overall record and into the semifinals of the state championship tournament as a sophomore...averaged 4.2 points and 2.5 assists in his first season at Christian Brothers in his sophomore season...a member of the basketball team at Starr's Mill High School in Fayetteville, Ga., as a freshman.

### PERSONAL

Born August 25, 1997...Justin is the son of Kim and Greg Lindner...graduated from high school with a weighted 4.2 grade point average...a member of the National Honor Society throughout his high school career...has lived in six cities – Toledo, Ohio., Orlando, Fla., Maui, Hawaii, Fayetteville, Ga., Memphis, Tenn., and Tallahassee...was born in Toledo and calls Memphis home...enjoys juggling and singing in his spare time...a member of the M33M AAU Team from the 10th through the 12th grade...played for coaches Ernie Kuyper and Scott Robinson on the AAU circuit...selected Florida State over Rhodes College in Memphis, Christian Brothers University and Southeastern University to play basketball and chose Florida State over Florida and Tennessee for academics...major is Applied Mathematics with a minor in Psychology.

## CAREER STATISTICS

Year	G-GS	FG-A	PCT.	3FG-3FGA	PCT.	FT-FTA	PCT.	PTS.-AVG.	OR	DR	TR-AVG.	PF-D	AST	TO	BLK	STL	MIN
2017-18	5-0	0-1	.000	0-0	.000	0-0	.000	0-0.0	0	1	1-0.2	1-0	2	2	0	0	8-1.6
2018-19	6-0	0-1	.000	0-1	.000	2-4	.500	2-0.3	1	2	3-0.4	1-0	4	2	0	1	10-1.4
<b>Totals</b>	<b>11-0</b>	<b>0-2</b>	<b>.000</b>	<b>0-1</b>	<b>.000</b>	<b>2-4</b>	<b>.500</b>	<b>2-0.3</b>	<b>1</b>	<b>3</b>	<b>4-0.3</b>	<b>2-0</b>	<b>6</b>	<b>4</b>	<b>0</b>	<b>1</b>	<b>18-1.5</b>

## CONFERENCE STATISTICS

Year	G-GS	FG-A	PCT.	3FG-3FGA	PCT.	FT-FTA	PCT.	PTS.-AVG.	OR	DR	TR-AVG.	PF-D	AST	TO	BLK	STL	MIN
2017-18	0-0	0-0	.000	0-0	.000	0-0	.000	0-0.0	0	0	0-0.0	0-0	0	0	0	0	0-0.0
2018-19	3-0	0-0	.000	0-0	.000	2-4	.500	2-0.7	1	0	1-0.3	1-0	2	1	0	1	4-1.3
<b>Totals</b>	<b>3-0</b>	<b>0-0</b>	<b>.000</b>	<b>0-0</b>	<b>.000</b>	<b>2-4</b>	<b>.500</b>	<b>2-0.7</b>	<b>1</b>	<b>0</b>	<b>1-0.3</b>	<b>1-0</b>	<b>2</b>	<b>1</b>	<b>0</b>	<b>1</b>	<b>4-1.3</b>

## NCAA STATISTICS

Year	G-GS	FG-A	PCT.	3FG-3FGA	PCT.	FT-FTA	PCT.	PTS.-AVG.	OR	DR	TR-AVG.	PF-D	AST	TO	BLK	STL	MIN
2017-18	2-0	0-0	.000	0-0	.000	0-0	.000	0-0.0	0	0	0-0.0	0-0	0	0	0	0	2-1.0
2018-19	1-0	0-1	.000	0-1	.000	0-0	.000	0-0.0	0	0	0-0.0	0-0	1	0	0	0	2-2.0
<b>Totals</b>	<b>3-0</b>	<b>0-1</b>	<b>.000</b>	<b>0-1</b>	<b>.000</b>	<b>0-0</b>	<b>.000</b>	<b>0-0.0</b>	<b>0</b>	<b>0</b>	<b>0-0.0</b>	<b>0-0</b>	<b>1</b>	<b>0</b>	<b>0</b>	<b>0</b>	<b>4-1.5</b>





# 33 | WILL MILES

- RS-JUNIOR | 6-6 | 220 | FORWARD
- ORLANDO, FLORIDA
- TRINITY PREP



### ON MILES

A member of three NCAA Tournament teams in his first three seasons as a member of the men's basketball team at Florida State...helped the Seminoles to the Elite Eight of the 2018 NCAA Tournament, the Sweet 16 of the 2019 NCAA Tournament and to the Second Round of the 2017 NCAA Tournament...in his third season as a member of the basketball team at Florida State...missed his entire first season (2017-18) with a back injury...a great teammate who is very well liked in the locker room...a third generation family member who is the fourth member of his family to play basketball at Florida State...his father, an uncle and his grandfather all played basketball at Florida State...a member of the team who will add depth at the forward position...played at a high level in high school and helped lead Lake High Prep to the 2014 Class A State Championship...named to the Academic Dean's List at Florida State in the spring semesters in 2017, 2018 and 2019...named to the 2017, 2018 and 2019 ACC Academic Honor Roll...helped Florida State earn the distinction of being named an Academic Team of Excellence for the first time in program history by the NABC in 2017...named to the 2019 NABC Academic Honors Court...earned the Unsung Hero Award at the Florida State Basketball Banquet in 2017...earned the Unsung Hero Award as a member of Florida State's Scout team — the Green Vipers — at Florida State's 2018 Honors Banquet...earned the award for being an integral part of the Green Team Vipers at the Seminoles' Honors Banquet in 2019.

### AS A REDSHIRT SOPHOMORE (2019)

Averaged 0.2 points and 0.2 rebounds as he played in a career-high six games in his third season as a member of the Florida State Men's Basketball team...played in a career-high six games and scored the first point of his career as a redshirt sophomore...also played in a career-high three ACC games...the first point of his career came on a free throw in Florida State's victory over Wake Forest at the Donald L. Tucker Center (Feb. 13)...with Miles on the roster, the Seminoles finished the season with a 29-8 overall record, a 13-5 record in ACC play, a fourth place finish in the ACC standings, an appearance in the Championship Game of the ACC Tournament and the Sweet 16 of the NCAA Tournament...the Seminoles' 29 wins and 13 ACC wins

rank as school records for a single season in program history...it also marked the third time in program history the Seminoles advanced to the Championship Game of the ACC Tournament...a member of three NCAA Tournament teams including helping the Seminoles to the Sweet 16 of the 2019 NCAA Tournament as the No. 4 seed in the West Region...helped Florida State defeat six nationally ranked teams as a redshirt sophomore including No. 2 ranked and National Champion Virginia in the semifinals of the 2019 ACC Tournament...the Seminoles' 79-69 victory over Virginia (March 15, 2019) sent them to the ACC Tournament Championship Game for the third time in program history...earned playing time in an ACC game for the first time in his career in the Seminoles' victory over Syracuse in the Carrier Dome (Feb. 5)...scored his first career point and first career ACC point (on one of two free throws) and he earned one steal in Florida State's victory over Wake Forest in Tallahassee...totalled one rebound in two minutes of playing time in Florida State's 69-47 win over Georgia Tech in Atlanta (Feb. 16)...earned two minutes of playing time in Florida State's 90-62 victory over Murray State in the second round of the NCAA Tournament at the XL Center in Hartford, Conn...the victory over Murray State propelled the Seminoles to the Sweet 16 of the NCAA Tournament for the second consecutive season (March 23).

### CAREER HIGHS

PTS	1 vs. Wake Forest (2-13-19)
FGA	2 vs. Murray State (3-23-19)
3FGA	1 vs. Murray State (3-23-19)
	1 vs. Southern Miss (12-21-17)
	1 vs. The Citadel (11-24-17)
FTM	1 vs. Wake Forest (2-13-19)
FTA	2 vs. Wake Forest (2-13-19)
FT%	.500 vs. Wake Forest (2-13-19)
OR	1 vs. Wake Forest (2-13-19)
DR	1 at Georgia Tech (2-16-19)
	1 vs. Southern Miss (12-21-17)
REBS	1 at Georgia Tech (2-16-19)
	1 vs. Southern Miss (12-21-17)
STL	1 vs. Wake Forest (2-13-19)
MIN	3 vs. Southern Miss (12-21-17)





## WILL MILES UP CLOSE

### WHY I WEAR MY NUMBER

"I wear No. 33 at Florida State because that's the number my father (Bobby Miles) wore when he was a Seminole (1982-84). I wore No. 24 in high school and now wear No. 33 in college; my father also wore No. 24 in high school and No. 33 in college."

### NUMBER FACT

Bobby Miles, Will's father, wore No. 33 during his three-year career as a Seminole (1982-84). The elder Miles played in 65 career games, scored 141 career points (2.2 ppg), pulled down 120 rebounds (1.8 rpg) and was a member of Florida State's 1984 NIT team. Bobby Miles was a member of the Seminoles' 1981-82 team – the first to play in the Donald L. Tucker Center.



### WHAT'S IN A NAME

"My full name is William Robert Miles. William is my mother's father's name and Robert after my father and his father – my grandfather."

### MY HOMETOWN

"My hometown of Orlando, Florida is a beautiful city full of good people with a big community feel."

### 2017-18 GAME-BY-GAME STATS

Opponent	Pts.	Rebs.	A	3FG-A
vs. Fordham	0	0	0	0-0
Citadel	0	0	0	0-1
Southern Miss.	0	1	0	0-1

### 2018-19 GAME-BY-GAME STATS

Opponent	Pts.	Rebs.	A	3FG-A
Florida	0	0	0	0-0
Southeast Missouri	0	0	0	0-0
at Syracuse	0	0	0	0-0
Wake Forest	1	1	0	0-0
at Georgia Tech	0	0	0	0-0
vs. Murray State	0	0	0	0-1

### AS A REDSHIRT FRESHMAN (2018)

Averaged 0.0 points and 0.3 rebounds as he played in the first three games of his career...helped the Seminoles reach the Elite Eight of the NCAA Tournament with victories over No. 8 seed Missouri (March 16, 2018, 75-70), No. 1 seed Xavier (March 18, 2018, 75-70) and No. 4 seed Gonzaga (March 22, 2018, 75-60) before falling to Michigan (March 24, 2018, 58-54), only one game shy of reaching the second Final Four in school history...earned playing time in Florida State's victories over Fordham in the first round of Jamaica Classic (Nov. 17, 67-43), at the Donald L. Tucker Center against The Citadel (Nov. 24, 113-78) and in the Seminoles' victory at home against Southern Miss (Dec. 21, 98-45)...career-high three minutes of playing time in the Seminoles' 98-45 win over the Golden Eagles.

### AS A FRESHMAN (2017)

A redshirt season...did not play in any games because of a back injury...practiced late in the season with the team as he prepared for his sophomore season...took advantage of the opportunity to travel with the Seminoles throughout the season...helped the Seminoles earn a No. 3 seed in the West Regional of the NCAA Tournament...the Seminoles advanced to the Round of 32 with a first round win over Florida Gulf Coast (March 16, 2018 86-80) at the Amway Center in his hometown of Orlando, Fla.

### AT TRINITY PREP

Graduated from Trinity Prep in 2016...attended Trinity Prep during his junior (2014-15) and senior seasons (2015-16)...averaged 13.7 points, 9.2 rebounds, 3.7 blocked shots, 3.2 steals and 2.8 assists in 30 games as a senior...led Trinity Prep to a 24-6 record during his senior season and helped the Saints advance to the Class 4A regional finals during his senior season...scored 14 points in Trinity Preps' Class 4A regional final loss to Melbourne Holy Trinity...a triple double of 18 points, 11 rebounds and 11 assists against Lake Highland in the regional semifinals...a double-double of 17 points and 12 rebounds in Trinity Prep's victory over Lake Highland in the district championship game...scored 20 points in a win over Central Florida Christian Academy...a double-double of 10 points and 12 rebounds to lead Trinity to a victory over St. John's Creekside and to the John Clark Classic Tournament championship during his senior season...totaled his career-high of 25 points in a victory over Oviedo High School...scored 21 points in a win over Boone High School in the Showdown in O-Town Tournament...a double-double of 15 points and 13 rebounds in a win over Lake Mary High School and a double-double of 12 points and 12 rebounds against Masters Academy.

### PERSONALITY PROFILE

- Who is your favorite musical artist/band? Jimi Hendrix
- What kind of animal is your favorite? Tiger
- Who is your favorite Superhero? Superman
- What is your favorite television show? Game of Thrones
- What is your favorite movie? Forrest Gump
- If you could choose one super power what would it be? Flying
- What is your favorite Basketball related movie? Semi-Pro
- What is your dream job? President of an NBA team
- What is your favorite subject in school? Finance
- What is your favorite/lucky number? 33
- What school do you look forward to playing the most? Duke
- Who is your favorite comedian? Will Ferrell
- What is the first thing you would buy if you won the lottery? A house in Orlando
- If you had a time machine what is the first place you would visit? Ancient Rome
- What is your favorite book/series of books? Harry Potter

### AT LAKE HIGHLAND PREP

Attended Lake Highland Prep as a freshman (2012-13) and a sophomore (2013-14)...helped lead Lake Highland to the 2014 State Championship as a sophomore...played in 28 games as a sophomore...averaged 1.8 points, 1.9 rebounds, 0.4 assists and 0.3 steals per game while shooting .530 from the field...a member of the junior varsity team as a freshman.

### PERSONAL

Born October 27, 1997...Will is the son of Bobby Miles...Will's father, Bobby Miles, played for the Seminoles in 1982, 1983 and 1984...Bobby Miles played in 65 games and scored 141 total points...helped lead Florida State's 1984 team to the second round of the NIT...an uncle, Blake, also played at Florida State in 1989 and 1990...he played in 10 career games and was a member of the Florida State's 1989 NCAA Tournament team...Will's grandfather, Robert Werschel Miles, was a walk-on member of the Seminole men's basketball team during the 1956-57 season...major is Finance.

### CAREER STATISTICS

Year	G-GS	FG-A	PCT.	3FG-3FGA	PCT.	FT-FTA	PCT.	PTS.-AVG.	OR	DR	TR-AVG.	PF-D	AST	TO	BLK	STL	MIN
2017-18	3-0	0-2	.000	0-2	.000	0-0	.000	0-0.0	0	1	1-0.3	1-0	0	0	0	0	6-2.0
2018-19	6-0	0-3	.000	0-1	.000	1-2	.500	1-0.2	0	1	1-0.2	3-0	0	2	0	1	7-1.2
<b>Totals</b>	<b>9-0</b>	<b>0-5</b>	<b>.000</b>	<b>0-3</b>	<b>.000</b>	<b>1-2</b>	<b>.500</b>	<b>1-0.2</b>	<b>0</b>	<b>2</b>	<b>2-0.25</b>	<b>4-0</b>	<b>0</b>	<b>2</b>	<b>0</b>	<b>1</b>	<b>13-1.6</b>

### CONFERENCE STATISTICS

Year	G-GS	FG-A	PCT.	3FG-3FGA	PCT.	FT-FTA	PCT.	PTS.-AVG.	OR	DR	TR-AVG.	PF-D	AST	TO	BLK	STL	MIN
2017-18	0-0	0-0	.000	0-0	.000	0-0	.000	0-0.0	0	0	0-0.0	0-0	0	0	0	0	0-0.0
2018-19	3-0	0-1	.000	0-0	.000	1-2	.500	1-0.3	0	1	1-0.3	1-0	0	1	0	1	3-1.0
<b>Totals</b>	<b>3-0</b>	<b>0-1</b>	<b>.000</b>	<b>0-0</b>	<b>.000</b>	<b>1-2</b>	<b>.500</b>	<b>1-0.3</b>	<b>0</b>	<b>1</b>	<b>1-0.3</b>	<b>1-0</b>	<b>0</b>	<b>1</b>	<b>0</b>	<b>1</b>	<b>3-1.0</b>

### NCAA STATISTICS

Year	G-GS	FG-A	PCT.	3FG-3FGA	PCT.	FT-FTA	PCT.	PTS.-AVG.	OR	DR	TR-AVG.	PF-D	AST	TO	BLK	STL	MIN
2017-18	DNP																
2018-19	1-0	0-2	.000	0-1	.000	0-0	.000	0-0.0	0	0	0-0.0	2-0	0	0	0	0	2-2.0
<b>Totals</b>	<b>1-0</b>	<b>0-2</b>	<b>.000</b>	<b>0-1</b>	<b>.000</b>	<b>0-0</b>	<b>.000</b>	<b>0-0.0</b>	<b>0</b>	<b>0</b>	<b>0-0.0</b>	<b>2-0</b>	<b>0</b>	<b>0</b>	<b>0</b>	<b>0</b>	<b>2-2.0</b>





# 30 | HARRISON PRIETO

- RS-JUNIOR | 6-8 | 230 | FORWARD
- MANDEVILLE, LOUISIANA
- ST. PAUL'S SCHOOL



## ON PRIETO

Continues to earn an expanded role as a member of the Seminoles' frontcourt rotation as he has developed into a valuable reserve for the Seminoles...his growing importance to the Seminoles was evident during the 2018-19 season as he played in a career-high nine games, a career-high five ACC games and in Florida State's victory over Murray State in the NCAA Tournament...became a member of the Seminoles' program in 2016 and has developed into one of the top scout team and locker room players on the roster...a member of three NCAA Tournament teams – the second round of the NCAA Tournament in 2017, the Elite Eight in 2018 and the Sweet 16 in 2019...Florida State has won 78 games and nearly 73 percent of its games with Prieto as a member of the team...Florida State set school records for overall victories (29) and ACC victories (13) during the 2018-19 season...earned playing time for the first time in his career as a sophomore during the 2018-19 season as he played in victories over The Citadel (Nov. 24, 2017) and Southern Miss (Dec. 21, 2019)...played in a career-high nine games as a redshirt sophomore...helped Florida State finish in second place in the ACC standings and earn a No. 3 seed in the NCAA Tournament in his first season as a Seminole...helped Florida State to a No. 9 seed in the NCAA Tournament in 2018...helped Florida State to a No. 4 seed in the NCAA Tournament in 2019...named to the Academic Dean's List four times at Florida State: during the spring of 2016, the spring of 2018, the fall of 2018 and the spring of 2019...named to the ACC Academic Honor Roll in 2017, 2018 and 2019...helped the Seminoles earn mention as an NABC Academic Team of Excellence in 2017...named to the 2019 NABC Academic Honors Court...a meteorology major who came to Florida State because of the excellent school of meteorology at Florida State...excelled at an internship at the National Weather Service Forecast Office in Tallahassee during the summer of 2019...appeared on the Weather Channel as a guest of Jim Cantore and Florida State Meteorology alumnus Stephanie Abrams on February 27, 2019...his nickname is The Weatherman which he got from former Seminole Assistant Coach Dennis Gates...earned two awards at the Seminoles' 2018 Honors Banquet: one for Academic Achievement and an Unsung Hero Award as a member of Florida State's Scout team — the Green Vipers...earned the award for being an integral part of the Green Team Vipers at the Seminoles' Honors Banquet in 2019.

## AS A RESHIRT SOPHOMORE (2019)

Averaged 0.9 points and 0.9 rebounds and shot .667 from the field while playing in a career-high nine games...tied his career-high with two points in four different games as a redshirt sophomore – at Syracuse, against Wake Forest at home, at Georgia Tech and against Murray State in the NCAA Tournament...helped

the Seminoles to a 29-8 overall record, a 13-5 mark in ACC play, a fourth place finish in the ACC standings, to the Seminoles' third-ever appearance in the ACC Tournament Championship game and to the Sweet 16 of the NCAA Tournament...helped the Seminoles to the NCAA Tournament for the third time in his career in 2019...the Seminoles earned the No. 4 seed in the West Region and defeated No. 14 Vermont (March 21, 2019, 76-69) and No. 12 Murray State (March 23, 2019, 90-62) to advance to the Sweet 16...Florida State fell to No. 1 seeded Gonzaga in the Sweet 16 at the Honda Arena in Anaheim, Calif. (March 28, 72-58)...played his career-high of four minutes in Florida State's victory over Tulane on the road in the second game of the season in helping Florida State to its 80-69 win at Tulane (Nov. 11)...checked into the game against Tulane with 4:17 left to play in the first half after then redshirt freshman forward RaiQuan Gray picked up his second foul before halftime...brought energy off of the bench for the remainder of the half as he helped the Seminoles' defense hold the Green Wave without a field goal...entered the game at the 4:17 mark of the first half with Florida State up three at 35-32...after playing a career-high four minutes (to the close of the half) the Seminoles had extended their lead to four at halftime with a 39-35 advantage...the opportunity he turned into success came at Tulane which is only about 45 minutes from his home of Mandeville, La., and in front of about 30 members of his family and friends who attended the game...earned two minutes of playing time in an ACC game for the first time in his career with one rebound in two minutes in Florida State's ACC opener against National Champion Virginia (Jan. 5)...scored the first ACC basket of his career in Florida State's 80-62 victory over Syracuse in the Carrier Dome

## CAREER HIGHS

PTS	2 vs. 5 teams Last vs. Murray State (3-23-19)
FGM	1 vs. 5 teams Last vs. Murray State (3-23-19)
FGA	2 vs. 3 teams Last vs. Murray State (3-23-19)
FG%	.500 vs. Southern Miss (12-21-17)
OR	2 vs. Murray State (3-23-19)
DR	2 vs. Murray State (3-23-19) 2 vs. Wake Forest (2-13-19)
REBS	4 vs. Murray State (3-23-19)
AST	1 vs. Southern Miss (12-21-17)
MIN	4 at Tulane (11-11-18)





## HARRISON PRIETO UP CLOSE

### WHY I WEAR MY NUMBER

"After wearing No. 35 in my first three seasons as a Seminole, I switched to No. 30 for the final two years of my career. There is no specific reason for 30 – except that it a nice multiple of 10."

### NUMBER FACT

Harrison Prieto is the 18th player to wear No. 30 for the Seminoles. Irv Thomas wore the number for the Seminoles (1988, 1989, 1990) after transferring to play at Florida State from the University of Kentucky. As an undrafted free agent, Thomas played for the Lakers during the 1991 NBA season and is currently a scout for the 16-time NBA Championship team.



### WHAT'S IN A NAME

"My full name is Harrison Hansbrough Prieto. I'm named after my great-grandfather, Peter Harrison Hansbrough, but my mom liked the name Harrison more than she did Peter, so she chose to name me Harrison."

### MY HOMETOWN

"My hometown of Mandeville, Louisiana is well-known for its great food and its great people. As a community we survived Hurricane Katrina in 2005 (the town is located on the North Shore of Lake Pontchartrain) and are stronger as a group of people because we stuck together during the aftermath of the storm."

### AT ST. PAUL'S SCHOOL

Graduated from St. Paul's School in Covington, La., in 2016...totaled 1,178 career points, 736 career rebounds and 206 career blocked shots as a four-year member of the St. Paul's varsity team...team captain and St. Paul's Player of the Year as a senior...earned the Jimmy Dunn award in 2016 as Most Outstanding Athlete...highly decorated as a senior as he averaged a career-high 13.4 points, 8.5 rebounds and a career-high 3.3 blocked shots per game...named the District 6-5A Most Valuable Player and played in the Louisiana High School Coaches Association All-Star game...named to the All-Metro First-team by NOLA.com and to the Metro Area Elite Team by the Clarion Herald...led St. Paul's to a school record 31 consecutive wins and to a 31-2 record during his senior season...led St. Paul's to a district championship as a senior...named Most Valuable Player at the Gene Bennett Memorial Tournament and to the All-Tournament team at the Sugar Bowl Catholic Youth Organization High School Tournament...an All-District

### PERSONALITY PROFILE

- What is your favorite food? Chocolate ice cream
- What is your favorite movie? Forrest Gump
- What is your favorite genre of music? Country or Classic rock
- If you could choose one super power what would it be? Flight
- One word that describes you? reliable
- What is your favorite NBA Team? New Orleans Pelicans
- What sport would you play if you didn't play basketball? Swimming
- What is your favorite Basketball related movie? Hoosiers
- How old were you when you started playing basketball? 5
- What is your favorite Basketball related memory? The feel of the Tucker Center after winning a big game
- What is your nickname? Harry or The Weatherman
- What is your dream job? Meteorologist
- Are you scared of heights? Yes
- What is your favorite subject in school? Atmospheric dynamics
- What is favorite restaurant? Sal N' Judy's in Locombe, La.

selection as a junior in leading St. Paul's to a 23-10 record...averaged 13.2 points, a career-high 8.9 rebounds and 1.8 blocked shots while shooting 38 percent from the 3-point line as a junior...earned All-District honors as he averaged 10.9 points, 5.7 rebounds and 1.5 blocked shots per game as a sophomore...also an outstanding swimmer...a seven-time Northlake Regional Champion, a two-time New Orleans Metro Champion and a four-time All-State honoree...in earning all-state honors, he finished in the top three in the standings in his events at the state championship meet.

### PERSONAL

Born April 13, 1998...Harrison is the son of Ernie and Cindy Prieto...graduated from high school with a 4.36 grade point average...a four-time St. Paul's School Golden Torch Award winner for academic and extracurricular activities...named to the Louisiana High School Athletic Association All-Academic Team as a senior at St. Paul's...a member of the student council throughout his high school career...played for the Northshore Titans and Baton Rouge Red Storm in AAU basketball...grandfather, J. Ernest Prieto, was a four-year letter winner in basketball at the University of Miami...chose Florida State over LSU Alexandria, Millsaps College in Mississippi, Colby College in Maine and South Alabama for basketball and Oklahoma, Mississippi State, NC State, Miami and St. Louis University for academics when making his college choice...major is Meteorology.

### 2017-18 GAME-BY-GAME STATS

Opponent	Pts.	Rebs.	A
Citadel	0	0	0
Southern Miss.	2	0	1

### 2018-19 GAME-BY-GAME STATS

Opponent	Pts.	Rebs.	A
Florida	0	0	0
at Tulane	0	1	0
Southeast Missouri	0	0	0
at Virginia	0	1	0
at Syracuse	2	0	0
Wake Forest	2	2	0
at Georgia Tech	2	0	0
at North Carolina	0	0	0
vs. Murray State (NCAA)	2	4	0

(Feb. 5)...totaled two points and two rebounds in three minutes of playing time in Florida State's victory over Wake Forest in Tallahassee (Feb. 13)...totaled two points in two minutes played in Florida State's 69-47 win over Georgia Tech in Atlanta (Feb. 16)...scored two points and pulled down a career-high four rebounds in Florida State's 90-62 victory over Murray State in the second round of the NCAA Tournament at the XL Center in Hartford, Conn...the victory sent the Seminoles to the Sweet 16 of the NCAA Tournament for the second consecutive season (March 23).

### AS A REDSHIRT FRESHMAN (2018)

Averaged 1.0 point and 0.0 rebounds as he appeared in two games...a member of Florida State's NCAA Tournament Elite Eight team...as a No. 9 seed, he helped Florida State defeat No. 8 seed Missouri (March 16, 67-54), No. 1 seed Xavier (March 18, 75-70) and No. 4 seed Gonzaga (March 22, 75-60) before the Seminoles fell to Michigan (March 24, 58-54) only one step from playing in the second Final Four in school history...was slowed by an elbow injury during preseason practice – an injury that forced him to miss valuable practice time and both of the Seminoles' exhibition games...playing time came for the first time in his career as he was inserted into the lineup in Florida State's victory over The Citadel at the Donald L. Tucker Center (Nov. 24)...two minutes of playing time in the Seminoles' 113-78 win over the Bulldogs...first career basket came in the second half of Florida State's victory over Southern Miss in Tallahassee (Dec. 21)...scored his first career basket on a layup with 1:00 left to play in the second half of the Seminoles' 98-45 win over the Golden Eagles...earned a season-high of three minutes of playing time in Florida State's victory.

### AS A FRESHMAN (2017)

Did not play in any games during his first season as a Seminole...helped Florida State reach the second round of the NCAA Tournament with a victory over Florida Gulf Coast (March 16, 86-80) at Amway Arena in Orlando...quickly developed into one of the top locker-room guys and teammates in his first season.

### CAREER STATISTICS

Year	G-GS	FG-A	PCT.	3FG-3FGA	PCT.	FT-FTA	PCT.	PTS.-AVG.	OR	DR	TR-AVG.	PF-D	AST	TO	BLK	STL	MIN
2017-18	2-0	1-2	.500	0-0	.000	0-0	.000	2-1.0	0	0	0-0.0	0-0	1	0	0	0	5-2.5
2018-19	9-0	4-6	.667	0-0	.000	0-0	.000	8-0.9	3	5	8-0.9	5-0	0	2	0	0	17-1.9
<b>Totals</b>	<b>11-0</b>	<b>5-8</b>	<b>.500</b>	<b>0-0</b>	<b>.000</b>	<b>0-0</b>	<b>.000</b>	<b>10-0.95</b>	<b>3</b>	<b>5</b>	<b>8-0.9</b>	<b>5-0</b>	<b>1</b>	<b>2</b>	<b>0</b>	<b>0</b>	<b>22-2.2</b>

### CONFERENCE STATISTICS

Year	G-GS	FG-A	PCT.	3FG-3FGA	PCT.	FT-FTA	PCT.	PTS.-AVG.	OR	DR	TR-AVG.	PF-D	AST	TO	BLK	STL	MIN
2017-18	0-0	0-0	.000	0-0	.000	0-0	.000	0-0.0	0	0	0-0.0	0-0	0	0	0	0	0-0.0
2018-19	5-0	3-4	.750	0-0	.000	0-0	.000	6-1.2	1	2	3-0.6	2-0	1	1	0	2	9-1.8
<b>Totals</b>	<b>5-0</b>	<b>3-4</b>	<b>.750</b>	<b>0-0</b>	<b>.000</b>	<b>0-0</b>	<b>.000</b>	<b>6-1.2</b>	<b>1</b>	<b>2</b>	<b>3-0.6</b>	<b>2-0</b>	<b>1</b>	<b>1</b>	<b>0</b>	<b>2</b>	<b>9-1.8</b>

### NCAA STATISTICS

Year	G-GS	FG-A	PCT.	3FG-3FGA	PCT.	FT-FTA	PCT.	PTS.-AVG.	OR	DR	TR-AVG.	PF-D	AST	TO	BLK	STL	MIN
2017-18	DNP																
2018-19	1-0	1-2	.500	0-0	.000	0-0	.000	2-2.0	2	2	4-4.0	0-0	0	0	0	0	2-2.0
<b>Totals</b>	<b>1-0</b>	<b>1-2</b>	<b>.500</b>	<b>0-0</b>	<b>.000</b>	<b>0-0</b>	<b>.000</b>	<b>2-2.0</b>	<b>2</b>	<b>2</b>	<b>4-4.0</b>	<b>0-0</b>	<b>0</b>	<b>0</b>	<b>0</b>	<b>0</b>	<b>2-2.0</b>





# 4 | PATRICK WILLIAMS

- FRESHMAN | 6-8 | 225 | FORWARD
- CHARLOTTE, NORTH CAROLINA
- WEST CHARLOTTE



**ON WILLIAMS**

A five-star player and a consensus top-25 recruit...ESPN ranked him as the 34th best player and the sixth best small forward in the country...the No. 7 small forward and the top prospect in the state of North Carolina in 2019... named to the Naismith High School Boy's Watch List prior to the start of his freshman season...was a guard growing up as he arrived as a freshman at West Charlotte at only 6-0...his growth spurt has allowed him to be one of the most versatile players in the incoming class...has the tremendous ability to play the guard position and slide down to either forward position because of his height...considers himself to be a combo guard who can play the point guard position and handle the ball or shooting guard with a sensational outside shot...a quick release on his shot allows him to gravitate over defenders...also considered to be a quality shot blocker...has a tremendous ability to shoot the 3-point shot...big enough to grab rebounds while being skilled

and athletic enough to lead the Seminoles' primary and second breaks...often compared to former Seminole and current Charlotte Hornet starting forward Dwayne Bacon...scored seven points, added two rebounds and one assist as he played in the Jordan Brand Classic at the T-Mobile Arena in Las Vegas...was seven of eight from the free throw line as was the games leader in free throws made...was one of seven future ACC players to participate in the annual All-Star game...nominated to play in the McDonald's All-American Game...the No 1 recruit in the state of North Carolina as a senior by recruiting analyst Rick Lewis...averaged 13.0 points and 5.3 rebounds for team United in the EYBL Summer Circuit prior to his senior season at West Charlotte... participated in the NBPA Top 100 Camp as one of the top forwards in the nation prior to his senior season... the camp was played at the John Paul Jones Arena on the campus of the University of Virginia...visited Florida State with current teammate Nate Jack in September of 2018.



## AT WEST CHARLOTTE

Graduated from West Charlotte High School in 2019...averaged 16.7 points, 7.0 rebounds, 2.9 assists and 1.6 steals in 107 career games in his four-year varsity career...scored in double figures in each of his 31 games as a senior...his season-high of 34 points came in a victory over Ardrey Kell...scored 30 points three times as a senior with 30 points in victories over Mooresville and North Mecklenburg...eight games of 25 points or more...scored fewer than 16 points only twice as a senior...totaled 24 double-doubles in his career...averaged a career-high 22.1 points, a career-high 9.0 rebounds, a career-high 2.8 blocks and 3.1 assists per game as a senior...led West Charlotte to a 25-7 record in 2019...named as the Player of the Year in Mecklenburg Country by the Charlotte Observer...led West Charlotte to the Class 4A State Championship game – the Lions' first state championship game appearance since 2012...totaled 18 points, five rebounds, two blocks and two assists in the championship game...a triple-double of 30 points, a career-high 18 rebounds and 10 assists in the win over Mooresville...14 double-doubles as a senior...averaged 20.7 points,

7.7 rebounds, 1.8 steals and 1.8 blocked shots per game as a junior... led the Lions to a 17-11 overall record and into the second round of the North Carolina state high school championship playoffs...totaled a double-double of 32 points, 11 rebounds two assist and two blocked shots in West Charlotte's second- round playoff loss to Independence High School...Independence won the Class 4A State Championship in 2018...junior season-high of 33 points in a victory over the Phillip O. Berry Academy of Technology...scored in double figures in 57 of the final 59 games of his career.

## PERSONAL

Born August 26, 2001...Patrick is the son of Janie and Eddie Williams... he has one older brother, Kobie...both of his parents played basketball at Johnson C. Smith University...his mother owns a flower shop in Charlotte...one of his first after school jobs was delivering flowers for his mom's shop...chose Florida State over Virginia, Arizona, NC State, Virginia Tech, Louisville, Ohio State, Maryland, Wake Forest and Texas...major is Sport Management.

## PATRICK WILLIAMS UP CLOSE

### WHY I WEAR MY NUMBER

"I wear number 4 because it represents my hometown of Charlotte (704). Many people who know the city, or are from Charlotte, refer to it as "the 4" so I wear the number 4 as my way of representing Charlotte and the people in the city. The city of Charlotte has supported my evolution as a person and a basketball player throughout my career."

### NUMBER FACT

The No. 4 has been worn by 11 different Seminoles (including Williams). The most recent player to wear the number for the Seminoles was Dwayne Bacon (2016 and 2017) who was drafted in the second round of the 2017 NBA Draft by the New Orleans Pelicans and traded on draft night to the Charlotte Hornets where he has played for the first three years of his NBA career. Charlotte (where Bacon plays in the NBA) is Williams' hometown.



### MY HOMETOWN

"Charlotte, NC, also called the Queen City, is everything to me. It is a city that's full of nice and genuine people. It's a great place to live, where you're able to get the city and suburban feel. Everyone that visits will enjoy their time in Charlotte."



## PERSONALITY PROFILE

- What is your favorite color? Purple
- What kind of animal is your favorite? Lion
- Who is your favorite Superhero? Flash
- Who is your favorite NBA Player? Paul George
- What is your favorite television show? Fresh Prince of Bel-Air
- One word that describes you? Smooth
- Who is your role model? My Dad
- What is your favorite Basketball related memory? Committing to play at Florida State
- Who is your celebrity crush? Zendaya
- Where is your dream vacation to? Italy
- Are you scared of heights? Yes
- What do you do outside of basketball? Read
- What is your favorite subject in school? Math
- What is your hidden talent? Singing
- What is the first thing you would buy if you won the lottery? Buy mom a house
- If you had a time machine what is the first place you would visit? 1990's
- One word that describes your game on the court? Versatile





**2018-19**  
SEASON IN REVIEW



## 2018-19 STATISTICS

### 2018-19 OVERALL STATISTICS

Record: 29-8		Home: 15-1		Away: 6-4		Neutral: 8-3													
Player	G-GS	Min-Avg.	FG-FGA	Pct.	3P-A	Pct.	FT-FTA	Pct.	Off-Def	Tot-Avg.	PF-DQ	A	TO	BL	ST	Pts.-Avg			
Kabengele	37-0	798-21.6	164-327	.502	24-65	.369	137-180	.761	79-140	219-5.9	96-5	11	48	56	21	489-13.2			
Mann	37-36	1173-31.7	147-291	.505	30-77	.390	98-124	.790	92-148	240-6.5	83-1	94	65	12	25	422-11.4			
Forrest	37-36	1106-29.9	112-255	.439	7-30	.233	113-145	.779	29-136	165-4.5	60-0	138	74	9	69	344-9.3			
Walker	35-34	907-25.9	85-250	.340	44-134	.328	49-63	.778	14-64	78-2.2	92-2	56	68	6	29	263-7.5			
Cofer	22-19	575-26.1	61-156	.391	29-83	.349	12-21	.571	13-63	76-3.5	30-0	18	31	2	3	163-7.4			
Koumadje	37-37	573-15.5	106-169	.627	0-1	.000	32-55	.582	74-132	206-5.6	74-0	8	43	52	8	244-6.6			
Nichols	35-1	608-17.4	77-199	.387	35-110	.318	34-49	.694	9-50	59-1.7	77-1	59	49	2	23	223-6.4			
Savoy	37-18	542-14.6	68-187	.364	52-158	.329	32-39	.821	7-37	44-1.2	44-0	18	30	4	17	220-5.9			
Vassell	33-0	353-10.7	52-119	.437	26-62	.419	19-28	.679	13-38	51-1.5	30-0	21	12	10	18	149-4.5			
Gray	36-4	441-12.3	50-115	.435	10-32	.313	31-43	.721	23-60	83-2.3	62-0	27	33	6	29	141-3.9			
Polite	40-0	324-10.8	26-68	.382	11-46	.239	17-22	.773	16-32	48-1.6	39-0	19	17	1	18	80-2.7			
Wilkes	15-0	57-3.8	8-21	.381	4-15	.267	2-3	.667	4-7	11-0.7	9-0	2	5	1	3	22-1.5			
Prieto	9-0	17-1.9	4-6	.667	0-0	.000	0-0	.000	3-5	8-0.9	5-0	0	2	0	0	8-0.9			
Linder	7-0	10-1.4	0-1	.000	0-1	.000	2-4	.500	1-2	3-0.4	1-0	4	2	0	1	2-0.3			
Miles	6-0	7-1.2	0-3	.000	0-1	.000	1-2	.500	0-1	1-0.2	3-0	0	2	0	1	1-0.2			
Light	6-0	9-1.5	0-4	.000	0-4	.000	0-0	.000	0-0	0-0.0	0-0	0	0	0	1	0-0.0			
<b>Team</b>									<b>46-53</b>	<b>99-2.7</b>				<b>11</b>					
FSU	37	7,500	960-2171	.442	272-819	.332	579-778	.744	423-968	1391-37.6	705-9	475	494	161	266	2,771-74.9			
Opponents	37	7,500	842-2067	.407	269-803	.335	532-737	.722	358-865	1223-33.1	682-	369	528	113	203	2485-67.2			

#### Score By Halves

All Games	1	2	Total
Florida State	1,341	1,407	2,806
Opponents	1,185	1,330	2,551

### 2018-19 ACC STATISTICS

Record: 13-5		Home: 8-1		Away: 5-4													
Player	G-GS	Min-Avg.	FG-FGA	Pct.	3P-A	Pct.	FT-FTA	Pct.	Off-Def	Tot-Avg.	PF-DQ	A	TO	BL	ST	Pts.-Avg	
Kabengele	18-0	413-22.9	84-165	.509	14-37	.378	71-94	.755	42-77	119-6.6	41-2	5	20	31	11	253-14.1	
Mann	18-17	568-31.6	61-130	.469	18-41	.439	46-57	.807	41-68	109-6.1	46-1	51	27	4	14	186-10.3	
Forrest	18-17	533-29.6	45-119	.378	2-12	.167	51-68	.750	16-68	84-4.7	31-0	71	27	5	27	143-7.9	
Walker	18-17	458-25.4	43-130	.331	23-75	.307	33-38	.868	6-28	34-1.9	50-1	31	38	6	10	142-7.9	
Cofer	16-15	437-27.3	45-117	.385	19-61	.311	9-17	.529	13-52	65-4.1	20-0	13	25	2	2	218-7.4	
Koumadje	18-18	270-15.0	49-78	.628	0-1	.000	14-28	.500	30-68	98-5.4	34-0	4	20	29	4	112-6.2	
Nichols	18-1	302-16.8	33-96	.344	17-62	.274	16-26	.615	3-25	28-1.6	43-1	35	18	0	11	99-5.5	
Savoy	18-5	218-12.1	30-85	.353	24-74	.324	13-15	.867	3-14	17-0.9	21-0	5	11	1	9	97-5.4	
Vassell	16-0	142-8.9	19-41	.463	12-27	.444	8-12	.667	3-13	16-1.0	13-0	8	5	4	4	58-3.6	
Gray	17-0	189-11.1	23-46	.500	4-16	.250	6-11	.545	10-33	43-2.5	27-0	13	13	4	11	56-3.3	
Polite	13-0	88-6.8	5-14	.357	2-8	.250	4-6	.667	2-14	16-1.2	10-0	2	7	1	3	16-1.2	
Prieto	5-0	9-1.8	3-4	.750	0-0	.000	0-0	.000	1-2	3-0.6	2-0	0	1	0	0	6-1.2	
Wilkes	5-0	13-2.6	1-2	.500	0-1	.000	2-3	.667	2-1	3-0.6	2-0	1	1	0	2	4-0.8	
Linder	3-0	4-1.3	0-0	.000	0-0	.000	2-4	.500	1-0	1-0.3	1-0	2	1	0	1	2-0.7	
Miles	3-0	3-1.0	0-1	.000	0-0	.000	1-2	.500	0-1	1-0.3	1-0	0	1	0	1	1-0.3	
Light	3-0	3-1.0	0-3	.000	0-3	.000	0-0	.000	0-0	0-0.0	0	0	0	0	1	0-0.0	
<b>Team</b>									<b>18-23</b>	<b>41-1.1</b>				<b>3</b>			
FSU	18	3,700	501-1,095	.458	132-400	.330	304-433	.702	203-465	668-37.1	350-9	249	221	76	99	1,440-80.0	
Opponents	18	3,700	498-1,103	.451	172-426	.404	282-388	.727	182-440	622-34.6	362-	255	217	59	99	1,450-80.6	

#### Score By Halves

All Games	1	2	Total
Florida State	607	659	1,293
Opponents	580	605	1,198

### 2018-19 VS. OPPONENTS IN THE AP POLL

Date	Ranking	Opponent	Site	W/L	Score
Nov. 23, 2018	19	LSU	N	W	79-76 (OT)
Nov. 28, 2018	19	Purdue	H	W	73-72
Jan. 5, 2019	4	Virginia	A	L	52-65
Jan. 12, 2019	1	Duke	H	L	78-80
Feb. 9, 2019	16	Louisville	H	W	80-75 (OT)
Feb. 23, 2019	8	North Carolina	A	L	59-77
March 5, 2019	14	Virginia Tech	H	W	73-65 (OT)
March 14, 2019	16	Virginia Tech	N	W	65-63 (OT)
March 15, 2019	2	Virginia	N	W	69-59
March 16, 2019	5	Duke	N	L	63-73
March 28, 2019	4	Gonzaga	N	L	58-72



## 2018-19 BOX SCORES

### GAME 1 -- FLORIDA STATE 81, FLORIDA 60

TALLAHASSEE, Fla. -- P.J. Savoy scored 20 points with five 3-pointers, Trent Forrest added 13 points and five assists, and No. 17 Florida State opened with an 81-60 win over Florida at the Donald L. Tucker Center in Tallahassee. Terance Mann had nine points and a team-high nine rebounds for the Seminoles, who won their fifth straight game against Florida. They led 31-20 at the half and never looked back, leading by as many as 35 points and using an aggressive defense to stifle the Gators. Florida State dominated by making 23 of 48 shots from the floor and 11 of 23 3-pointers. But the Seminoles also had nine steals and held Florida to just 19 of 53 from the floor. Florida State has won 32 of its last 34 home games. The Seminoles have been tough to beat at the home, with one of their two losses in 2017-18 coming to No. 1 Virginia on Feb. 7.

#### Florida State 81, Florida 60

Donald L. Tucker Center - Nov. 6, 2018

Florida	Min	FG	3FG	FT	O-D	Reb	F	A	T	B	S	Pts.
Stone	26	2-6	1-3	1-2	2-6	8	3	0	4	0	1	6
Hayes	18	2-2	0-0	0-1	3-3	6	4	1	4	1	0	4
Nembhard	34	4-8	2-4	2-3	0-0	0	2	4	4	0	1	12
Hudson	22	3-10	1-5	4-5	1-1	2	1	0	0	0	1	11
Allen	23	0-4	0-2	0-0	0-1	1	2	2	0	0	0	0
Okauru	10	1-3	0-2	2-2	0-1	1	4	1	1	0	0	4
Locke	13	1-6	1-2	1-2	0-1	1	1	0	0	0	0	4
Johnson	15	2-3	0-0	0-0	0-3	3	3	1	2	0	1	4
Stokes	14	0-3	0-2	2-4	1-3	4	3	0	1	1	1	2
Bassett	8	0-0	0-0	0-0	0-1	1	1	0	0	0	0	0
Ballard	17	5-9	1-4	2-2	0-0	0	2	0	0	1	0	13
Team					2-1	3						
Totals	200	20-54	6-24	14-21	9-21	30	26	9	16	3	5	60

Fl. State	Min	FG	3FG	FT	O-D	Reb	F	A	T	B	S	Pts.
Koumadje	21	4-8	0-0	1-2	1-4	5	1	0	0	1	1	9
Forrest	25	3-4	1-1	6-6	0-1	1	3	5	2	0	1	13
Savoy	27	5-7	5-7	5-8	0-3	3	2	1	2	1	0	20
Mann	37	3-5	1-1	2-3	3-6	9	1	0	2	0	1	9
Walker	31	3-7	2-4	2-3	0-2	2	3	3	1	0	2	10
Gray	13	1-3	0-1	0-0	1-1	2	4	0	1	0	0	2
Nichols	17	1-5	0-3	1-2	0-1	1	2	1	3	0	2	3
Polite	9	1-2	1-2	2-4	0-1	1	2	0	1	0	0	5
Lindner	1	0-0	0-0	0-0	0-0	0	0	0	0	0	0	0
Light	1	0-0	0-0	0-0	0-0	0	0	0	0	0	0	0
Vassell	6	1-4	1-3	0-0	0-0	0	1	0	0	0	1	3
Kabengele	15	0-1	0-0	5-6	0-1	1	2	0	2	0	1	5
Wilkes	5	1-2	0-1	0-0	1-2	3	1	0	1	0	0	2
Miles	1	0-0	0-0	0-0	0-0	0	0	0	0	0	0	0
Prieto	1	0-0	0-0	0-0	0-0	0	0	0	1	0	0	0
Team					1-4	5						
Totals	200	23-48	11-23	24-34	7-26	33	22	10	16	2	9	81

FG% - Florida, .370, Florida State, .479. 3FG% - Florida, .250, Florida State, .478. FT% - Florida, .667, Florida State, .706. Technical Fouls: Florida -- Keith Stone (2nd, 9:44), Florida State -- Nichols (2nd, 6:00). Referees - Lee Cassell, Jamie Luckie, Doug Simons. Attendance: 11,103

Florida	20	40	-	60
Florida State	31	50	-	81

### GAME 2 -- FLORIDA STATE 80, TULANE 69

NEW ORLEANS, La. -- Terance Mann scored 21 points and 10 rebounds, P.J. Savoy added 14 points and No. 17 Florida State wore down a feisty and apparently improved Tulane squad, 80-69 in Tulane's cozy Devlin Fieldhouse. Tulane was buoyed by the debut of freshman Kevin Zhang, who had 24 points, including 10 during a second-half surge that briefly pulled the Green Wave as close as 62-56. Christ Koumadje's dunk sparked a 10-0 Seminoles run that included layups by Mann and Trent Forrest, and FSU maintained a double-digit lead for most of the final seven minutes. Trent Forrest finished with 13 points and Mfondu Kabengele scored 12 for Florida State (2-0), which shot 48.3 percent (29 of 60). Samir Sehic scored 19 points for Tulane (0-1), but took only four shots in the second half and missed all of them.

#### Florida State 80, Tulane 69

Devlin Arena on Fogelman Fieldhouse - Nov. 11, 2018

Fl State	Min	FG	3FG	FT	O-D	Reb	F	A	T	B	S	Pts.
Koumadje	11	4-5	0-0	0-0	2-2	4	3	0	2	1	0	8
Forrest	33	4-7	0-1	5-6	2-5	7	1	5	2	2	3	13
Savoy	35	3-6	3-6	5-6	0-1	1	1	0	3	0	0	14
Mann	36	9-17	1-2	2-3	4-6	10	0	3	0	0	1	21
Walker	33	2-9	1-4	0-2	1-3	4	2	1	3	0	1	5
Gray	6	1-2	0-0	0-0	0-0	0	3	2	1	0	1	2
Nichols	9	0-2	0-2	0-0	1-0	1	2	1	0	0	0	0
Polite	11	2-4	1-3	0-0	0-1	1	2	1	0	0	1	5
Kabengele	21	4-8	0-1	4-7	0-5	5	4	1	2	1	1	12
Wilkes	1	0-0	0-0	0-0	0-0	0	0	0	1	0	0	0
Prieto	4	0-0	0-0	0-0	0-1	1	3	0	0	0	0	0
Team					3-0	3						

Totals	200	29-60	6-19	16-24	13-24	37	21	14	14	4	8	80
Tulane	Min	FG	3FG	FT	O-D	Reb	F	A	T	B	S	Pts.
Sehic	35	5-10	2-4	7-9	0-3	3	2	1	1	2	2	19
Cornish	27	3-9	0-4	1-1	0-0	0	4	4	4	0	0	7
Daniels	28	2-7	1-4	0-0	2-3	5	4	4	7	1	0	5
Zhang	35	9-13	4-5	2-4	1-6	7	2	2	1	0	0	24
Barrett	18	0-4	0-1	0-0	1-1	2	1	1	4	0	0	0
Wood	26	1-3	0-1	1-4	0-3	3	2	1	0	1	1	3
Crabtree	22	2-5	1-4	4-6	0-2	2	5	3	0	0	1	9
Koka	1	0-0	0-0	0-0	0-0	0	0	0	0	0	0	0
Paul	8	1-1	0-0	0-0	0-0	0	0	0	0	0	0	2
Team					4-3	7						
Totals	200	23-52	8-23	15-24	8-21	29	22	16	18	4	4	69

FG% - Florida State, .483, Tulane, .442. 3FG% - Florida State, .316, Tulane, .348. FT% - Florida State, .667, Tulane, .625. Technical Fouls: Florida State -- None. Tulane -- None. Referees - Don Daily, Joe Lindsay, Chuck Jones. Attendance: 2,351

Florida State	39	41	-	80
Tulane	35	34	-	69

### GAME 3 -- FLORIDA STATE 93, CANISIUS 61

TALLAHASSEE, Fla. -- Mfondu Kabengele scored 18 points in 19 minutes as No. 13 Florida State warmed up after a seven-day layoff to put away Canisius 93-61. The nephew of former NBA/All-Star center Dikembe Mutombo, Kabengele shot 6 of 12 from the floor and added six rebounds. M.J. Walker and Terance Mann added 12 points for Florida State, which opened 3-0 for a third straight season. But the Seminoles needed Kabengele as Canisius (1-1) closed the deficit in the second half. The Golden Griffins trailed most of the game but cut the lead to 47-41 with 14:12 left. Kabengele then came in the game and scored seven points in less than two minutes to put the Seminoles back up 58-41 with 12 minutes to play. Florida State scored 51 bench points, led by Koumadje's 18 and Devin Vassell's 10 points. All 11 Seminoles who played in the game scored. The win-by-committee approach that Florida State coach Leonard Hamilton favors was on full display as the team's leading scorer through two games, P.J. Savoy, took just two shots and had two points in 22 minutes.

#### Florida State 93, Canisius 61

Donald L. Tucker Center - Nov. 19, 2018

Canisius	Min	FG	3FG	FT	O-D	Reb	F	A	T	B	S	Pts.
White	20	0-1	0-0	0-0	0-2	2	1	1	0	1	1	0
Hitchon	7	0-1	0-0	0-0	0-0	0	4	0	1	2	1	0
Johnson	38	6-9	5-6	3-4	2-2	4	2	2	6	0	0	20
Reese	35	6-16	3-7	0-0	0-4	4	3	0	2	0	0	15
Molson	34	6-16	0-6	3-4	1-5	6	3	5	3	0	0	15
Henderson	2	0-0	0-0	0-0	1-0	1	0	0	0	0	0	0
Raulins	1	0-0	0-0	0-0	0-0	0	0	0	0	0	0	0
Sanks	15	0-3	0-1	0-1	0-0	0	0	0	1	1	0	0
Faulkner	5	0-0	0-0	0-0	0-0	0	3	1	1	1	0	0
St. Louis	27	3-4	0-0	3-6	1-2	3	3	0	2	1	2	9
Johnson-Alls	16	1-2	0-1	0-0	0-1	1	4	0	2	1	0	2
Team					3-1	4						
Totals	200	22-52	8-21	9-15	8-17	25	23	10	19	6	4	61

Fl. State	Min	FG	3FG	FT	O-D	Reb	F	A	T	B	S	Pts.
Koumadje	17	4-6	0-0	0-0	2-7	9	3	0	1	1	0	8
Forrest	29	3-7	0-0	2-2	0-5	5	1	6	1	0	2	8
Savoy	22	0-2	0-2	2-2	0-1	1	0	0	2	0	1	2
Mann	28	4-9	1-1	3-3	3-2	5	0	4	2	0	0	12
Walker	24	4-7	3-4	1-3	3-1	4	3	2	4	0	2	12
Gray	12	0-0	0-0	0-4	1-2	3	0	2	1	0	0	4
Nichols	17	2-4	0-1	0-0	0-0	0	2	2	1	1	0	4
Polite	13	2-3	1-2	4-4	0-2	2	2	2	0	0	1	9
Vassell	14	4-7	0-1	2-2	1-0	1	1	0	1	1	3	10
Kabengele	19	6-12	0-1	6-10	3-3	6	2	1	1	0	0	18
Wilkes	5	2-2	2-2	0-0	0-1	1	1	0	1	0	0	6
Team					1-2	3						
Totals	200	31-59	7-14	24-30	14-26	40	15	19	15	3	9	93

FG% - Canisius, .423, Florida State, .525. 3FG% - Canisius, .381, Florida State, .500. FT% - Canisius, .600, Florida State, .800. Technical Fouls: Canisius -- Scott Hitchon (Ejected). Florida State -- None. Referees - Mike Eades, Chance Moore, Jeff Clark. Attendance: 7,457

Canisius	27	34	-	61
Florida State	42	51	-	93

### GAME 4 -- FLORIDA STATE 81, UAB 63

LAKE BUENA VISTA, Fla. -- Bolstered by a 5-for-5 night from the field and a 6-of-7 effort at the free-throw line, guard Terance Mann scored a game-high 17 points to lead Florida State past UAB, 81-63, to earn a spot in the semifinals of the AdvoCare Invitational. The Seminoles relied upon their signature stingy defense to blow past the Blazers, holding UAB to 19 of 58 from the field (33 percent) and to 14 (14 percent) from the 3-point line. Both

marks were a season-bests for the Seminoles, and their two 3-point shots allowed were the least by an FSU team since Fordham made just one on Nov. 17, 2018. After a slow start that saw scoreless basketball for the first 2:30, FSU senior P.J. Savoy found his stride, connecting on back-to-back 3-point baskets to earn the game's first points. With the game tied 8-8 five minutes into the first half, senior Christ Koumadje catapulted an 11-1 run that held UAB without a field goal for 6:18. Off an inbound lob, Koumadje threw down a heavy dunk that put the Noles up 14-11. A few possessions later, he had yet another slam that extended the lead to five. Koumadje used his size and strength to dominate the paint all night. He finished with 12 points, a career-high tying nine rebounds and three blocks. His three blocks put him at 100 blocks for his career. Florida State ran through the first half off of a balanced scoring attack that saw nine different Seminoles score at least one basket. Fresh off a 10-point showing against Canisius, freshman Devin Vassell hit a corner 3-point shot to put FSU up 27-15 at the 7:01 mark.

#### Florida State 81, UAB 63



Fl. State	Min	FG	3FG	FT	O-D	Reb	F	A	T	B	S	Pts.
Koumadje	19	2-5	0-0	2-4	3-1	4	1	0	1	0	0	6
Forrest	37	4-13	0-2	2-3	4-3	7	1	5	2	0	4	10
Savoy	20	1-3	0-2	0-0	0-1	1	1	1	0	0	0	2
Mann	36	3-10	0-1	3-4	7-5	12	3	2	2	1	0	9
Walker	42	8-16	5-9	0-0	2-3	5	2	1	5	0	3	21
Gray	16	3-6	0-1	2-3	0-4	4	1	2	0	0	1	8
Nichols	12	1-4	0-1	0-0	0-0	0	1	0	1	0	0	2
Polite	21	2-6	2-6	0-0	1-0	1	3	3	1	0	2	6
Vassell	4	0-1	0-0	0-0	0-0	0	0	1	0	0	1	0
Kabengele	18	5-12	2-4	3-3	2-2	4	2	0	0	0	0	15
Team					3-2	5						
Totals	225	29-76	9-26	12-17	22-21	43	15	15	12	1	11	79

FG% - LSU, .519, Florida State, .382. 3FG% - LSU, .423, Florida State, .346. FT% - LSU, .846, Florida State, .706. Technical Fouls: LSU -- None. Florida State -- None. Referees - Ray Natili, Bo Boroski, Brent Hampton. Attendance: 2,185

<b>LSU</b>	<b>29</b>	<b>39</b>	<b>8</b>	<b>-76</b>
<b>Florida State</b>	<b>30</b>	<b>38</b>	<b>11</b>	<b>-79</b>

## GAME 6 -- VILLANOVA 66, FLORIDA STATE 60

LAKE BUENA VISTA, Fla. -- Collin Gillespie had a game-high 17 points, including two key late free throws, and the Wildcats won the AdvoCare Invitational by beating No. 14 Florida State 66-60. Gillespie made it 64-60 by connecting on a pair of free throws with 11.2 seconds to play in what was a tight second half. Eric Paschall had 15 points and Phil Booth chipped in 12 for the defending national champions. Dhamir Cosby-Roundtree had 11 points and eight rebounds. Florida State got 11 points from both Mfondu Kabengele and Trent Forrest.

**Villanova 66, Florida State 60**  
**HP Field House - Nov. 25, 2018**

Villanova	Min	FG	3FG	FT	O-D	Reb	F	A	T	B	S	Pts.
Paschall	37	4-9	0-2	7-10	0-1	1	2	0	3	0	1	15
Bey	32	2-5	1-3	2-2	0-3	3	1	0	0	0	1	7
Cosby-Roundtree	26	5-5	0-0	1-2	4-4	8	5	1	2	2	2	11
Gillespie	33	7-11	1-3	2-2	0-1	1	4	2	1	0	1	17
Booth	35	3-7	1-3	5-8	0-4	4	1	2	3	0	2	12
Swider	15	0-1	0-1	0-0	1-1	2	1	1	2	0	0	0
Samuels	6	1-1	0-0	0-0	0-2	2	0	0	1	0	0	2
Cremo	16	1-4	0-2	0-0	0-1	1	1	0	0	0	1	2
Team					2-1	3						
Totals	200	23-43	3-14	17-24	7-18	25	15	6	12	2	8	66

Fl. State	Min	FG	3FG	FT	O-D	Reb	F	A	T	B	S	Pts.
Koumadje	14	1-5	0-0	0-0	2-1	3	1	0	2	2	1	2
Forrest	26	4-6	0-0	3-3	1-1	2	4	1	4	0	0	11
Savoy	12	1-3	1-3	0-0	0-1	1	1	0	1	0	1	3
Mann	31	3-5	1-2	2-2	4-1	5	3	1	3	0	0	9
Walker	31	1-5	0-1	0-0	0-4	4	5	2	0	0	1	2
Gray	14	3-4	0-0	1-1	1-1	2	1	0	2	0	0	7
Nichols	18	2-6	0-0	2-4	0-0	0	4	0	2	0	0	6
Polite	25	2-6	1-4	0-0	0-1	1	2	2	1	0	0	5
Vassell	8	2-3	0-1	0-0	1-0	1	1	0	0	0	0	4
Kabengele	21	3-8	0-1	5-7	3-4	7	1	0	1	0	0	11
Team					1-1	2						
Totals	200	22-51	3-12	13-17	13-15	28	23	7	16	2	3	60

FG% - Villanova, .535, Florida State, .431. 3FG% - Villanova, .214, Florida State, .250. FT% - Villanova, .708, Florida State, .765. Technical Fouls: Villanova -- None. Florida State -- None. Referees - Doug Simmons, Ray Natili, Jeff Clark. Attendance: 3,127

<b>Villanova</b>	<b>26</b>	<b>40</b>	<b>-</b>	<b>66</b>
<b>Florida State</b>	<b>25</b>	<b>35</b>	<b>-</b>	<b>60</b>

## GAME 7 -- FLORIDA STATE 73, PURDUE 72

TALLAHASSEE, Fla. -- Trent Forrest didn't have a point, rebound or assist in the second half. Not until the game was on the line and he made all the plays Florida State needed.

Forrest forced a turnover with 16 seconds left and, after a timeout, drove the lane to hit a pull-up jumper with 5.2 seconds remaining as the No. 15 Seminoles stormed back to beat No. 19 Purdue 73-72. The junior point guard also had a steal in the final seconds to wrap up the win. The plays were part of a critical sequence as the Seminoles held on after Purdue led by eight points with 3:43 left. Purdue didn't score after holding that 72-65 lead. That included a pair of missed free-throw attempts by Carsen Edwards, who led the Boilermakers with 24 points on 7 of 19 shooting. Ryan Cline added 21 points, including four 3-pointers after halftime, for Purdue. Cline made 7 of 11 3-pointers as Purdue rallied from a 16-point deficit late in the first half. Edwards gave Purdue the lead again, 52-51, on a 3-pointer with 13:37 to go. The Boilermakers held the lead up until Forrest's shot in the final seconds. M.J. Walker scored 13 points to lead the Seminoles. Forest, Terance Mann,

P.J. Savoy and David Nichols had nine points apiece. Mann led Florida State with eight rebounds.

**Florida State 73, Purdue 72**  
**Donald L. Tucker Center - Nov. 28, 2018**

Purdue	Min	FG	3FG	FT	O-D	Reb	F	A	T	B	S	Pts.
Eifert	16	0-0	0-0	0-0	1-2	3	4	0	1	0	0	0
Haarms	19	2-5	0-1	2-3	3-2	5	4	1	2	0	0	6
Edwards	38	7-19	3-10	7-10	0-3	3	4	4	8	0	0	24
Cline	39	7-12	7-11	0-0	1-2	3	1	2	4	0	0	21
Eastern	32	2-3	0-0	0-0	1-4	5	1	3	4	0	3	4
Wheeler	2	0-1	0-1	0-0	0-0	0	0	0	0	0	0	0
Hunter, Jr.	9	0-2	0-2	0-0	0-0	0	0	0	1	0	0	0
Boudreaux	19	3-6	0-2	6-10	3-5	8	3	1	0	0	0	12
Williams	3	0-0	0-0	2-2	0-0	0	0	0	0	0	0	2
Stefanovic	23	1-3	1-3	0-0	0-2	2	2	0	0	0	2	3
Team					1-2	3						
Totals	200	22-51	11-30	17-25	10-22	32	19	11	20	0	5	72

Fl. State	Min	FG	3FG	FT	O-D	Reb	F	A	T	B	S	Pts.
Koumadje	18	2-2	0-0	3-4	2-1	3	2	1	0	0	0	7
Forrest	27	4-8	0-3	1-1	1-0	1	3	3	4	0	3	9
Savoy	29	3-13	2-11	1-1	0-3	3	2	0	1	1	1	9
Mann	35	3-6	0-1	3-3	2-6	8	2	1	3	2	0	9
Walker	37	4-11	2-6	3-5	1-1	2	3	1	2	0	0	13
Gray	14	1-3	1-3	4-4	0-2	2	4	1	1	0	1	7
Nichols	13	3-4	2-2	1-1	0-3	3	1	3	2	0	0	9
Polite	8	0-0	0-0	0-0	0-0	0	1	1	0	0	0	0
Vassell	6	1-3	1-2	0-0	1-0	1	1	0	0	0	0	3
Kabengele	12	3-5	0-0	1-1	1-1	2	5	1	3	0	1	7
Wilkes	1	0-0	0-0	0-0	0-0	0	0	0	0	0	0	0
Team					0-4	4						
Totals	200	24-55	8-28	17-20	8-21	29	24	12	17	3	6	73

FG% - Purdue, .431, Florida State, .436. 3FG% - Purdue, .367, Florida State, .286. FT% - Purdue, .680, Florida State, .850. Technical Fouls: Purdue -- None. Florida State -- None. Referees - Ted Valentine, Lee Cassell, Mike Stephens. Attendance: 9,978

<b>Purdue</b>	<b>32</b>	<b>40</b>	<b>-</b>	<b>72</b>
<b>Florida State</b>	<b>44</b>	<b>29</b>	<b>-</b>	<b>73</b>

## GAME 8 -- FLORIDA STATE 83, TROY 67

TALLAHASSEE, Fla. -- P.J. Savoy scored 16 points, knocking down four 3-pointers, and No. 11 Florida State shook off a sluggish performance to put away Troy 83-67. M.J. Walker added 14 points, while Trent Forrest had 13 points and five rebounds for the Seminoles, who had 13 assists. Mfondu Kabengele came off the bench to score 10 points and contributed seven rebounds for Florida State, which shot 29 of 69 (42 percent) from the floor. Even on a night when the Seminoles were struggling, their depth was too much for Troy to handle. Florida State scored 31 bench points.

**Florida State 83, Troy 67**  
**Donald L. Tucker Center - Dec. 3, 2018**

Troy	Min	FG	3FG	FT	O-D	Reb	F	A	T	B	S	Pts.
Johnson	28	3-11	1-5	0-0	1-3	4	4	2	4	1	0	7
Varnado	35	4-9	1-3	6-6	1-4	5	4	1	2	2	0	15
Hicks	33	3-5	0-1	0-0	1-6	7	3	1	3	1	1	6
Adams	27	6-10	0-3	2-2	1-2	3	1	1	3	0	1	14
Miller	27	2-5	2-2	3-4	0-0	0	3	2	4	0	2	9
Foster	2	0-0	0-0	0-0	0-0	0	0	0	0	0	0	0
Simon	23	1-4	0-1	5-6	0-7	7	1	1	4	1	1	7
Williams	7	1-1	0-0	0-0	0-0	0	1	0	1	0	1	2
Norman	9	2-4	0-2	0-0	0-0	0	0	0	1	0	0	4
Rodgers	9	1-3	1-2	0-0	0-0	0	0	1	1	0	1	3
Team					1-4	5						
Totals	200	23-52	5-19	16-18	5-26	31	17	10	22	5	8	67

Fl. State	Min	FG	3FG	FT	O-D	Reb	F	A	T	B	S	Pts.
Koumadje	17	3-6	0-0	0-0	3-1	4	1	0	0	0	0	6
Forrest	29	5-8	0-2	3-4	0-5	5	0	1	0	0	1	13
Savoy	24	5-12	4-10	2-3	0-5	5	1	3	1	0	1	16
Mann	28	1-6	1-3	0-0	1-7	8	3	3	2	0	1	3
Walker	23	4-8	2-3	4-5	0-2	2	2	2	5	0	2	14
Gray	12	2-6	1-1	0-1	2-1	3	2	0	2	0	0	5
Nichols	19	3-9	1-4	2-2	1-0	1	1	2	3	0	1	9
Polite	16	1-5	0-4	2-2	4-0	4	2	1	0	0	1	4
Vassell	6	0-0	0-0	0-0	1-1	2	2	0	1	0	1	0
Kabengele	23	4-7	0-0	2-3	3-4	7	3	2	3	1	0	10
Wilkes	3	1-2	1-2	0-0	0-0	0	1	0	0	0	0	3
Team					1-0	1						
Totals	200	29-69	10-29	15-20	16-26	42	18	14	17	3	9	83

FG% - Troy, .442, Florida State, .420. 3FG% - Troy, .263, Florida State, .345. FT% - Troy, .889, Florida State, .750. Technical Fouls: Troy -- None. Florida State -- None. Referees - Ron Groover, Jamie Luckie, Mark Schnur. Attendance: 7,838



Totals	200	25-59	14-37	4-10	7-21	28	21	14	11	1	6	68
Fl. State	Min	FG	3FG	FT	O-D	Reb	F	A	T	B	S	Pts.
Gray	7	1-2	0-0	0-0	1-1	2	1	0	1	0	0	2
Koumadje	19	6-6	0-0	0-0	4-3	7	1	1	1	4	1	12
Forrest	34	8-12	1-4	6-8	1-7	8	1	4	2	0	3	23
Savoy	15	0-5	0-5	0-0	0-0	0	1	1	1	0	0	0
Mann	30	1-5	0-1	3-6	4-2	6	2	2	2	0	0	5
Cofer	5	0-4	0-1	0-0	0-0	0	1	0	1	0	0	0
Nichols	21	5-8	3-4	0-0	0-4	4	4	2	2	2	0	13
Polite	18	1-4	0-3	0-0	3-1	4	2	2	1	0	1	2
Lindner	3	0-0	0-0	0-0	0-1	1	0	1	1	0	0	0
Light	3	0-0	0-0	0-0	0-0	0	0	0	0	0	0	0
Vassell	19	5-7	2-3	4-6	0-4	4	0	1	1	0	1	16
Kabengele	18	3-5	0-1	3-5	2-4	6	0	0	0	1	0	9
Wilkes	6	1-4	1-4	0-0	0-1	1	0	1	1	0	0	3
Miles	1	0-0	0-0	0-0	0-0	0	0	0	1	0	0	0
Prieto	1	0-0	0-0	0-0	0-0	0	0	0	0	0	0	0
Team					2-1	3						
Totals	200	31-62	7-26	16-25	17-29	46	13	15	15	5	6	85

FG% - SEMO, .424, Florida State, .500. 3FG% - SEMO, .378, Florida State, .269. FT% - SEMO, .400, Florida State, .640. Technical Fouls: SEMO -- None. Florida State -- Mann. Referees - Brian Dorsey, Roger Ayers, Bill Covington, Jr. Attendance: 5,726

Southeast Missouri	34	34	-	68
Florida State	34	51	-	85

### GAME 11 -- FLORIDA STATE 95, NORTH FLORIDA 81

TALLAHASSEE, Fla. -- Mfondu Kabengele scored a career-high 24 points and No. 11 Florida State pulled away for a 95-81 win against North Florida. Kabengele made 7 of 12 shots from the floor, 10 of 10 free throws and pulled down seven rebounds as Florida State earned its fifth straight victory. Terance Mann had 17 points, including several alley-oop dunks, as the Seminoles dominated inside. They finished with 64 points in the paint. J.T. Escobar, who played at Maclay School and Florida A&M High in Tallahassee, had 27 points for North Florida. He went 6 for 6 from 3-point range. Florida State led 46-39 at the break and opened the second half with a 12-2 run. The Seminoles led by as many as 24 points. Florida State's Christ Koumadje scored 10 points on 5-for-5 shooting. The Seminoles shot 50.6 percent (40 for 79) from the floor. North Florida shot 50 percent (27 of 54). The Seminoles had 10 players make at least one basket and hit the 90-point mark for the second time this season.

Florida State 95, North Florida 81
Donald L. Tucker Center - Dec. 19, 2018

N. Florida	Min	FG	3FG	FT	O-D	Reb	F	A	T	B	S	Pts.
Horchler	31	6-9	0-1	1-2	2-4	6	2	0	3	0	1	13
Aminu	24	3-5	0-1	2-4	1-3	4	3	2	2	1	0	8
Escobar	30	8-9	6-6	5-7	0-1	1	2	2	2	0	0	27
Gandia-Rosa	21	2-6	1-3	0-0	0-1	1	0	1	3	0	0	5
Sams	20	2-6	1-3	2-2	0-1	1	2	5	0	0	0	7
Balogun	8	1-3	0-1	0-2	1-2	3	0	0	0	0	0	2
Burkhardt	11	1-3	1-3	0-0	1-1	2	0	0	0	0	0	3
Coffey II	20	1-4	0-2	0-0	1-1	2	2	3	1	0	0	2
Day	15	3-4	1-1	3-4	3-3	6	4	2	3	0	1	10
Hendricksen	17	0-3	0-3	4-5	0-1	1	2	0	0	0	0	4
Copeland	3	0-2	0-1	0-0	0-0	0	0	0	0	0	0	0
Team					2-3	5						
Totals	200	27-54	10-25	17-26	11-21	32	15	12	19	1	2	81

Fl. State	Min	FG	3FG	FT	O-D	Reb	F	A	T	B	S	Pts.
Koumadje	18	5-5	0-0	0-0	3-2	5	3	0	1	3	0	10
Forrest	24	5-9	0-1	0-0	1-3	4	1	7	0	0	4	10
Savoy	20	5-11	1-5	0-0	2-1	3	1	1	0	0	3	11
Mann	26	8-12	0-2	1-1	0-1	1	4	2	2	0	1	17
Walker	24	3-8	1-5	0-0	0-1	1	3	2	0	0	2	7
Gray	15	1-3	0-0	0-0	0-2	2	2	1	1	0	0	2
Nichols	20	2-5	1-2	0-0	0-1	1	1	1	1	0	0	5
Polite	15	2-4	0-2	0-0	2-1	3	1	0	1	0	1	4
Vassell	13	2-6	0-3	1-2	2-4	6	1	3	0	0	0	5
Kabengele	19	7-12	0-1	10-10	4-3	7	1	0	0	0	0	24
Wilkes	6	0-4	0-2	0-0	0-1	1	2	0	0	0	0	0
Team					0-0	0						
Totals	200	40-79	3-23	12-13	14-20	34	20	17	6	3	11	95

FG% - North Florida, .500, Florida State, .506. 3FG% - North Florida, .400, Florida State, .130. FT% - North Florida, .654, Florida State, .923. Technical Fouls: North Florida-- None. Florida State -- None. Referees - Jeff Anderson, Tim Clougherty, Ray Styons. Attendance: 6,209

North Florida	39	42	-	81
Florida State	46	49	-	95

### GAME 12 -- FLORIDA STATE 81, SAINT LOUIS 59

SUNRISE, Fla. -- The 11th-ranked Seminoles made a season-best 55 percent, including 10 of 18 from 3-point range, and beat Saint Louis 81-59 in

the one-day Orange Bowl Classic. The Seminoles won their sixth game in a row and matched the best 12-game start in school history. Nichols led the Seminoles from beyond the arc by going 4 for 7.

Saint Louis suffered its most lopsided loss of the season. The Billikens shot only 30 percent -- their season low, and the best effort yet by Florida State's defense. Nichols helped the Seminoles' bench outscore Saint Louis' reserves 43-13. Forward Phil Cofer, who missed Florida State's first nine games with a foot injury, had seven points in 17 minutes.

Florida State 81, Saint Louis 59
BB&T Center - Dec. 22, 2018

SLU	Min	FG	3FG	FT	O-D	Reb	F	A	T	B	S	Pts.
Gordon	32	5-9	0-0	4-8	5-2	7	2	0	3	1	2	14
French	25	0-5	0-0	1-3	4-3	7	2	1	2	1	1	1
Goodwin	37	3-15	0-3	2-3	7-2	9	0	4	3	0	4	8
Isabell, Jr.	29	1-5	1-2	4-4	1-2	3	0	0	3	0	1	7
Bess	38	6-18	1-7	3-4	1-6	7	1	0	4	0	3	16
Foreman	13	1-4	0-0	4-4	1-1	2	0	0	1	1	0	0
Jacobs	1	0-0	0-0	0-0	0-0	0	2	0	0	0	0	0
Thatch, Jr.	24	3-6	1-1	0-0	0-1	1	4	0	1	1	1	7
Hankton	1	0-1	0-1	0-0	0-0	0	0	0	0	0	0	0
Team					1-1	2						
Totals	200	19-63	3-14	18-25	20-18	38	11	5	18	4	12	59

Fl. State	Min	FG	3FG	FT	O-D	Reb	F	A	T	B	S	Pts.
Koumadje	17	1-4	0-0	1-2	0-4	4	3	0	0	1	0	3
Forrest	30	3-5	1-1	3-4	0-5	5	3	5	4	0	3	10
Savoy	22	3-4	2-3	0-0	0-2	2	2	2	2	0	0	8
Mann	31	6-9	1-1	4-4	3-4	7	0	2	1	0	1	17
Walker	1	0-0	0-0	0-0	0-0	0	0	0	0	0	0	0
Cofer	17	3-6	1-1	0-0	0-1	1	2	0	0	0	0	7
Gray	10	1-3	1-2	0-0	1-0	1	3	1	0	0	0	3
Nichols	25	7-11	4-7	1-1	1-1	2	2	1	6	0	1	19
Polite	23	1-4	0-3	0-0	1-2	3	1	1	3	0	4	2
Vassell	12	2-4	0-0	0-0	0-1	1	1	1	1	1	1	4
Kabengele	11	4-6	0-0	0-0	1-6	7	4	0	1	1	0	8
Wilkes	1	0-0	0-0	0-0	0-0	0	0	0	0	0	0	0
Team					2-2	4						
Totals	200	31-56	10-18	9-11	9-28	37	21	13	20	3	10	81

FG% - Saint Louis, .302, Florida State, .554. 3FG% - Saint Louis, .214, Florida State, .556. FT% - Saint Louis, .720, Florida State, .818. Technical Fouls: Saint Louis -- None. Florida State -- Kabengele. Referees - Lee Cassell, Mike Eades, Pat Driscoll. Attendance: 8,914

Saint Louis	25	34	-	59
Florida State	40	41	-	81

### GAME 13 -- FLORIDA STATE 87, WINTHROP 76

TALLAHASSEE, Fla. -- Terance Mann scored 22 points and Phil Cofer added 14, helping No. 9 Florida State hold off Winthrop 87-76 for its seventh straight victory. The Seminoles have opened with a 12-1 record for the fourth time in school history, matching their best start. Mann shot 10 of 11 from the floor, scoring 14 second-half points and grabbing seven rebounds. Cofer made four of his five shots in the first half but missed all the in the second. Florida State was up 56-38 but Winthrop charged back to trail 63-61 with 11:50 left. The Seminoles, however, stayed in control. Adam Pickett scored 19 points and Charles Falden added 15 for Winthrop (8-5), whose four-game winning streak ended. Winthrop played without its top player, Nych Smith, and Bjorn Broman was limited to 14 minutes because of injury. Smith, a junior guard, is averaging a team-high 16 points this season was out with an undisclosed injury.

Florida State 87, Winthrop 76
Donald L. Tucker Center - Jan. 1, 2019

Winthrop	Min	FG	3FG	FT	O-D	Reb	F	A	T	B	S	Pts.
Zunic	28	4-10	1-5	4-6	1-2	3	4	3	5	0	0	13
Ferguson	28	0-2	0-2	1-2	1-3	4	1	0	4	1	1	1
Anumba	24	4-7	0-1	2-4	2-3	5	4	0	3	0	0	10
Broman	14	3-4	1-2	1-1	0-0	0	1	0	1	0	0	8
Pickett	32	8-15	0-2	3-4	0-1	1	2	2	6	2	0	19
Falden	27	6-12	3-5	0-0	1-6	7	4	1	2	0	0	15
Ukaegbu	21	2-2	0-0	1-2	2-1	3	3	1	0	1	0	5
Awad	18	2-7	1-6	0-0	0-6	6	3	0	0	1	0	5
Scarbinkski	8	0-0	0-0	0-0	0-0	0	0	0	0	0	0	0
Team					3-4	7						
Totals	200	29-59	6-23	12-19	10-26	36	22	7	21	5	1	76

Fl. State	Min	FG	3FG	FT	O-D	Reb	F	A	T	B	S	Pts.
Cofer	28	4-8	3-5	3-3	0-2	2	4	3	3	0	1	14
Koumadje	14	2-5	0-0	2-4	3-5	8	1	1	1	1	0	6
Forrest	24	2-5	0-0	2-4	0-1	1	2	1	2	0	2	6
Savoy	10	0-4	0-3	0-0	1-1	2	2	1	0	0	0	0
Mann	35	10-11	2-3	0-3	4-3	7	2	2	2	2	1	22
Gray	8	0-0	0-0	3-4	0-1	1	0	0	0	0		



Lykes	35	5-12	1-3	6-6	0-3	3	3	2	2	0	1	17
Lawrence	32	4-9	1-3	5-6	0-4	4	3	2	4	0	0	14
Johnson	34	2-11	0-3	2-4	1-5	6	3	0	5	0	2	6
Mack	26	1-6	0-3	0-0	0-2	2	0	4	0	0	0	2
Vasiljevic	29	2-6	2-6	0-1	2-3	5	2	1	0	0	0	6
Herenton	3	0-0	0-0	0-0	0-0	0	0	0	0	0	0	0
Waardenburg	14	0-0	0-0	4-4	0-0	0	0	0	0	0	0	4
Team					0-2							
Totals	200	20-54	4-18	18-22	8-23	31	15	10	12	0	3	62

Fl. State	Min	FG	3FG	FT	O-D	Reb	F	A	T	B	S	Pts.
Cofer	29	3-8	1-4	0-0	2-4	6	1	2	1	0	0	7
Koumadje	14	0-6	0-0	1-2	3-2	5	3	2	0	0	0	1
Forrest	27	2-8	0-3	2-4	1-5	6	0	1	2	1	2	6
Mann	28	3-5	1-1	0-0	2-4	6	2	2	2	0	1	7
Walker	20	2-6	0-4	2-2	0-3	3	1	2	1	1	2	6
Gray	17	3-4	0-1	0-0	1-2	3	1	3	1	0	1	6
Savoy	17	4-10	2-8	0-0	0-1	1	1	0	0	0	1	10
Nichols	22	5-8	1-3	2-3	0-1	1	3	3	1	0	0	13
Polite	2	0-0	0-0	0-0	0-0	0	2	0	0	0	0	0
Vassell	7	1-2	1-2	0-0	0-0	1	0	0	0	0	0	3
Kabengele	17	4-7	0-0	1-2	2-5	7	5	0	1	1	0	9
Team					0-0							
Totals	200	27-64	6-26	8-13	11-27	38	20	15	9	3	7	68

FG% - Miami, .370, Florida State, .422. 3FG% - Miami, .222, Florida State, .231. FT% - Miami, .818, Florida State, .615. Technical Fouls: Miami - None. Florida State - None. Referees - Mike Eades, Pat Driscoll, Tim Clougherty. Attendance: 10531

Miami	29	33	-	62
Florida State	33	35	-	68

## GAME 16 -- DUKE 80, FLORIDA STATE 78

TALLAHASSEE, Fla. -- Cam Reddish hit a 3-pointer with 0.8 seconds left to lead No. 1 Duke past No. 13 Florida State, 80-78. Reddish caught the ball on the wing off the inbounds pass and made a wide-open 3-pointer to ensure that Duke would win its ninth straight game. Two freshmen carried the load for Duke as RJ Barrett scored 32 points on 10 of 19 shooting and Reddish finished with 23 points on 9 of 15 shooting. Florida State's P.J. Savoy made a pair of free throws with 15.8 seconds left, just seconds after forcing a turnover, to put Florida State ahead 78-76. Barrett, who had 19 second-half points, then hit the first of two free throws with five seconds left. He missed the second, but the Blue Devils retained possession after a review overruled a call on the floor that the ball had gone out of bounds of a Duke player setting up Reddish's shot. Mfiondu Kabengele came off the bench to record his third career double-double, tying a career-high with 24 points and 10 rebounds for Florida State. Phil Cofer made five 3-pointers and had a season-high 21 points.

Duke 80, Florida State 78  
Donald L. Tucker Center - Jan. 12, 2019

Duke	Min	FG	3FG	FT	O-D	Reb	F	A	T	B	S	Pts.
Williamson	17	5-10	1-3	0-0	5-3	8	1	2	3	0	0	11
Reddish	32	9-15	5-8	0-4	1-3	4	2	3	3	1	1	23
Barrett	40	10-19	4-7	8-9	0-3	3	0	0	3	0	2	32
DeLaurier	16	0-0	0-0	0-0	0-0	0	2	2	1	0	1	0
Jones	40	4-13	0-2	0-1	2-3	5	2	6	1	0	3	8
O'Connell	6	0-0	0-0	0-0	0-0	0	1	0	0	0	0	0
Bolden	24	1-3	0-0	1-1	1-4	5	4	0	1	2	0	3
White	25	1-5	1-4	0-0	0-3	3	3	1	1	0	0	3
Team					6-1							
Totals	200	30-65	11-24	9-15	15-19	34	15	14	14	3	7	80

Fl. State	Min	FG	3FG	FT	O-D	Reb	F	A	T	B	S	Pts.
Cofer	34	8-13	5-8	0-0	4-3	7	1	0	5	0	0	21
Koumadje	15	3-3	0-0	1-2	1-3	4	0	2	2	1	0	7
Forrest	31	1-3	0-0	3-4	0-3	3	3	6	2	0	2	5
Mann	35	4-10	0-2	1-1	3-2	5	2	4	3	1	1	9
Walker	24	0-6	0-3	2-2	1-0	1	4	5	3	0	0	2
Gray	7	0-1	0-0	0-0	0-2	2	0	0	0	1	1	0
Savoy	14	2-6	1-5	5-6	1-2	3	2	1	0	0	1	10
Nichols	12	0-5	0-2	0-0	0-1	1	0	0	0	0	1	0
Polite	2	0-1	0-1	0-0	0-0	0	0	0	0	1	0	0
Vassell	1	0-1	0-1	0-0	0-0	0	2	0	0	0	0	0
Kabengele	25	7-13	2-3	8-9	6-4	10	0	1	3	2	24	
Team					1-2							
Totals	200	25-62	8-25	20-24	17-22	39	14	16	17	7	8	78

FG% - Duke, .462, Florida State, .403. 3FG% - Duke, .458, Florida State, .320. FT% - Duke, .600, Florida State, .833. Technical Fouls: Duke - None. Florida State - None. Referees - Ted Valentine, Mike Stephens, Mike Roberts. Attendance: 11,675

Duke	38	42	-	80
Florida State	39	39	-	78

## GAME 17 -- PITTSBURGH 75, FLORIDA STATE 62

PITTSBURGH, Pa. -- Trey McGowens poured in 30 points, and Xavier Johnson added 16 -- including consecutive buckets in the final four minutes after Florida State cut Pitt's lead to five -- and the Panthers pulled away from the 11th-ranked Seminoles for a 75-62 victory. Less than a week after setting a school record for a freshman by scoring 33 points against Louisville, McGowens threatened that mark by attacking the bigger, deeper Seminoles repeatedly, often resulting in an acrobatic layup or a foul or -- occasionally -- both. McGowens made 18 of 19 free throws for the Panthers, who outscored the Seminoles 38-20 at the line. Trent Forrest scored 19 points for the Seminoles.

Pittsburgh 75, Florida State 62  
Peterson Events Center - Jan. 14, 2019

Fl. State	Min	FG	3FG	FT	O-D	Reb	F	A	T	B	S	Pts.
Cofer	34	2-7	1-5	0-0	0-3	3	2	0	2	1	0	5
Koumadje	20	3-4	0-0	1-3	3-8	11	3	1	3	5	0	7
Forrest	34	4-13	0-1	11-12	5-4	9	4	3	1	0	2	19
Walker	26	0-6	0-4	2-4	0-2	2	2	1	1	0	1	2
Mann	27	3-8	0-2	3-4	2-3	5	5	1	2	0	0	9
Gray	14	2-3	0-0	0-0	2-2	4	2	1	0	0	2	4
Savoy	10	2-5	1-4	0-0	0-0	0	4	0	2	0	0	5
Nichols	17	1-4	0-3	0-0	1-1	2	3	1	1	0	1	2
Polite	4	0-1	0-1	0-0	0-1	1	1	0	0	1	0	0
Vassell	3	0-1	0-1	0-0	0-0	0	0	0	0	0	0	0
Kabengele	11	3-6	0-1	3-4	1-0	1	5	0	0	1	1	9
Team					1-1							
Totals	200	20-58	2-22	20-27	15-24	39	31	8	12	8	7	62

Pitt	Min	FG	3FG	FT	O-D	Reb	F	A	T	B	S	Pts.
Wilson-Frame	10	0-0	0-0	0-0	0-2	2	2	0	0	0	0	0
Brown	24	2-7	0-0	2-4	2-5	7	2	0	0	4	0	6
Johnson	36	4-12	0-3	10-10	0-0	0	2	1	7	1	1	18
McGowens	38	5-12	2-5	18-19	1-6	7	2	4	3	0	5	30
Toney	34	3-10	2-6	1-4	0-8	8	1	1	0	0	1	9
Ellison	21	2-4	1-2	3-4	2-2	4	3	0	1	0	0	8
N'Dir	8	0-0	0-0	0-1	1-2	3	1	2	1	0	0	0
Davis	19	0-1	0-1	0-0	0-0	0	3	0	0	1	0	0
Chukwuka	8	0-0	0-0	4-4	1-1	2	3	0	0	0	0	4
Starzynski	1	0-0	0-0	0-0	0-1	1	0	0	0	0	0	0
George	1	0-0	0-0	0-0	0-0	0	0	0	0	0	0	0
Team					3-1							
Totals	200	16-46	5-17	38-46	10-28	38	19	8	12	6	7	75

FG% - Florida State, .345, Pitt, .348. 3FG% - Florida State, .091, Pitt, .294. FT% - Florida State, .741, Pitt, .826. Technical Fouls: Florida State - None. Pitt - None. Referees - Bert Smith, Lee Cassell, Clarence Armstrong. Attendance: 6,780

Florida State	34	28	-	62
Pitt	36	39	-	75

## GAME 18 -- BOSTON COLLEGE 87, FLORIDA STATE 82

CHESTNUT HILL, Mass. -- Ky Bowman scored 37 points and Jordan Chatman gave Boston College the lead for good by hitting three straight 3-pointers during a 21-4 run to start the second half that sent Florida State to its third straight loss. Boston College led by nine with 87 seconds left before a pair of turnovers against the full-court press allowed FSU to make it a four-point game. But freshman Wynston Tabbs made a 3-pointer with 24 seconds remaining to turn back the rally and snap the Eagles' five-game losing streak. The Eagles also got some help from Nik Popovic, who at 6-foot-11 was able to dribble through the press in the second half and made five of his six free-throw attempts to ice it. Mfiondu Kabengele had 26 points and nine rebounds and Terance Mann scored 14 points with eight boards for Florida State. Chatman, who went 0 for 5 from the field in the first half, scored 15 of his 17 points in the second -- making all five 3-pointers he attempted after the break.

Boston College 87, Florida State 82  
Conte Forum - Jan. 20, 2019

Fl. State	Min	FG	3FG	FT	O-D	Reb	F	A	T	B	S	Pts.
Koumadje	12	0-1	0-0	0-0	0-1	1	2	0	0	2	0	0
Mann	31	4-11	2-4	4-5	6-2	8	4	2	3	0	1	14
Walker	31	4-13	2-7	2-2	1-1	2	2	1	1	2	0	12
Forrest	25	4-8	1-1	0-0	2-6	8	1	6	1	0	0	9
Savoy	23	2-7	2-2	2-2	1-3	4	3	0	1	0	0	8
Polite	8	1-1	0-0	0-1	0-1	1	1	0	1	0	0	2
Kabengele	28	9-16	0-1	8-11	4-5	9	3	0	1	0	0	26
Nichols	20	2-8	1-5	1-2	1-1	2	4	2	1	0	1	6
Gray	7	2-2	0-0	1-1	1-0	1	4	1	0	0	0	5
Vassell	4	0-0	0-0	0-0	0-0	0	0	0	0	0	0	0
Wilkes	1	0-0	0-0	0-0	0-0	0	1	0	0	0	0	0
Team					0-2							
Totals	200	28-67	8-25	18-24	16-22	38	25	12	9	4	4	82

B.C.	Min	FG	3FG	FT	O-D	Reb	F	A	T	B	S	Pts.
------	-----	----	-----	----	-----	-----	---	---	---	---	---	------

Popovic	29	2-7	0-1	5-6	2-4	6	4	4	6	0	2	9
Mitchell	39	0-0	0-0	5-8	3-5	8	4	4	0	3	2	5
Bowman	40	13-18	6-8	5-7	3-6	9	1	3	2	0	0	37
Tabbs	29	5-15	2-5	0-1	0-5	5	4	3	3	0	1	12
Chatman	35	5-11	5-7	2-2	1-2	3	1	0	1	1	0	17
Kraljevic	6	0-0	0-0	0-0	0-1	1	2	0	0	0	1	0
Jar. Hamilton	9	1-2	0-0	3-4	1-0	1	0	1	0	0	0	5
Jai. Hamilton	1	0-0	0-0	0-0	0-0	0	3	0	0	0	0	0
Reyes	4	1-1	0-0	0-0	0-0	0	1	0	1	0	0	2
Herren, Jr.	7	0-1	0-0	0-0	0-0	0	0	1	0	0	0	0
Team					2-4							
Totals	200	27-55	13-21	20-28	12-27	39	20	16	15	4	6	87

FG% - Florida State, .418, Boston College, .491. 3FG% - Florida State, .320, Boston College, .619. FT% - Florida State, .750, Boston College, .714. Technical Fouls: Florida State - None. Boston College - None. Referees - Bill Covington, Jr., Mike Stephens, Brian O'Connell. Attendance: 5,533

Florida State	46	36	-	82
Boston College	36	51	-	87

## GAME 19 -- FLORIDA STATE 77, CLEMSON 68

TALLAHASSEE, Fla. -- Mfiondu Kabengele scored 12 of his 17 points in the second half and David Nichols added 16 points as Florida State halted a three-game slide with a 77-68 win over Clemson. Nichols made four 3-pointers for the Seminoles. Florida State came into the game shooting 31.3 percent from beyond the 3-point arc but made 10 3-pointers against Clemson. That's the most for the Seminoles in an ACC game and one short of the season high. The Seminoles' veterans as well as the newcomers showed their fight on Tuesday. After it trailed for most of the game, Florida State used a 13-0 run to take a 63-55 lead with 6:50 left. The run was sparked by consecutive 3-pointers from RaiQuan Gray, Devin Vassell and Nichols and the Seminoles were in control the rest of the way. Aamir Simms scored 15 of his 18 points in the first half for Clemson which has lost four of its last five games. Elijah Thomas also had 17 points and 11 rebounds, his fifth double-double of the season.

Florida State 77, Clemson 68  
Donald L. Tucker Center - Jan. 22, 20



**Florida State 78, Miami 66**  
Watsco Center - Jan. 27, 2019

Fl. State	Min	FG	3FG	FT	O-D	Reb	F	A	T	B	S	Pts.
Koumadje	11	4-5	0-0	1-2	0-4	4	4	0	1	1	0	9
Forrest	32	2-4	0-1	0-0	1-3	4	1	6	2	0	3	4
Savoy	13	2-5	2-4	1-1	0-2	2	0	1	0	0	1	7
Mann	34	4-8	2-2	0-0	3-7	10	3	4	2	0	0	10
Walker	35	7-10	6-7	2-2	0-2	2	1	5	1	1	0	22
Cofer	19	1-3	1-2	1-2	0-1	1	1	1	1	0	0	4
Nicholas	12	0-0	0-0	1-2	0-1	1	4	2	2	0	0	1
Kabengele	24	6-9	1-2	4-5	1-5	6	2	0	3	2	0	17
Gray	10	1-2	0-0	0-0	0-2	2	1	0	1	0	1	2
Vassell	3	0-2	0-1	0-0	0-0	0	0	0	0	0	0	0
Polite	7	1-2	0-1	0-0	0-0	0	0	1	1	0	0	2
Team					1-1	2						
Totals	200	28-50	12-20	10-14	6-28	34	17	20	14	4	5	78

Miami	Min	FG	3FG	FT	O-D	Reb	F	A	T	B	S	Pts.
Izundu	28	3-4	0-0	3-4	0-3	3	5	0	1	2	0	9
Lykes	28	0-12	0-7	1-2	2-0	2	1	2	3	0	1	1
Lawrence	35	4-8	0-3	3-5	2-5	7	1	4	3	1	0	11
Johnson	29	8-12	4-7	0-0	0-4	4	4	4	1	0	2	20
Mack	19	0-3	0-1	0-0	1-1	2	0	0	0	0	0	0
Vasiljevic	35	4-11	1-8	3-3	0-3	3	2	0	0	0	2	12
Wardenburg	24	4-4	2-2	3-4	0-2	2	4	1	1	0	0	13
Herenton	2	0-1	0-1	0-0	0-0	0	0	0	0	0	0	0
Team					3-0	3						
Totals	200	23-55	7-29	13-18	8-18	26	17	11	10	3	5	66

FG% - Florida State, .560, Miami, .418. 3FG% - Florida State, .600, Miami, .241. FT% - Florida State, .714, Miami, .722. Technical Fouls: Florida State -- None. Miami -- None. Referees - Ron Groover, John Gaffney, Jerry Heater. Attendance: 7,122

<b>Florida State</b>	<b>45</b>	<b>33</b>	<b>-</b>	<b>78</b>
<b>Miami</b>	<b>28</b>	<b>38</b>	<b>-</b>	<b>66</b>

**GAME 21 - FLORIDA STATE 59, GEORGIA TECH 49**

TALLAHASSEE, Fla. -- Florida State defeated Georgia Tech 59-49 for its third straight victory, with Mfondu Kabengele and Terance Mann scoring 12 points each. Kabengele has scored in double figures in 14 of the team's 21 games, all as a reserve. Trent Forrest had nine points, six rebounds and three steals for the Seminoles. After opening ACC play at 1-4, including a two-point loss on a buzzer-beater at home against No. 1 Duke on Jan. 12, the Seminoles have bounced back to win their last three. Leonard Hamilton won his 140th ACC game, breaking a tie with former Maryland coach Lefty Driesell. The Florida State coach is now seventh on the career list for ACC regular-season and conference tournament wins.

**Florida State 59, Georgia Tech 49**  
Donald L. Tucker Center - Feb. 2, 2019

Ga. Tech	Min	FG	3FG	FT	O-D	Reb	F	A	T	B	S	Pts.
Banks III	20	2-6	0-0	1-1	2-2	4	4	0	2	0	2	5
Gueye	37	6-7	0-0	3-4	3-4	7	2	0	3	0	0	15
Devoe	37	3-13	2-5	2-2	1-4	5	3	0	4	0	1	10
Alvarado	24	0-10	0-5	0-0	0-3	3	5	2	1	0	0	0
Haywood II	32	2-8	0-6	0-0	0-2	3	2	1	0	0	0	4
Phillips	2	0-1	0-0	0-0	0-0	0	0	0	0	0	0	0
Cole	19	2-5	1-2	2-2	3-0	3	1	0	2	1	0	7
Alston	9	1-5	0-2	2-2	0-2	2	1	0	1	0	0	4
Wright	4	0-1	0-0	0-0	0-2	2	1	0	0	1	0	0
Moore	15	1-4	0-1	2-3	0-2	2	3	1	0	0	0	4
Medlock	1	0-0	0-0	0-0	0-0	0	0	0	0	0	0	0
Team					5-2	7						
Totals	200	17-60	3-21	12-14	14-23	37	23	5	14	2	3	49

Fl. State	Min	FG	3FG	FT	O-D	Reb	F	A	T	B	S	Pts.
Cofer	20	2-6	1-2	0-0	0-3	3	2	1	1	0	0	5
Koumadje	19	2-2	0-0	2-2	0-8	8	3	0	2	2	0	6
Forrest	36	3-7	0-0	3-6	1-5	6	2	3	3	1	3	9
Walker	26	0-7	0-4	2-2	0-1	1	4	0	0	0	1	2
Mann	34	3-5	0-1	6-8	3-4	7	1	1	3	0	1	12
Gray	9	2-4	0-1	0-0	0-2	2	2	0	0	0	0	4
Savoy	12	1-3	1-3	3-3	1-1	2	2	0	1	0	0	6
Nichols	13	0-3	0-3	0-0	0-0	0	2	3	2	0	0	0
Polite	7	0-2	0-0	0-0	0-4	4	1	1	2	0	0	0
Vassell	3	1-1	1-1	0-0	0-0	0	0	1	0	0	0	3
Kabengele	21	2-6	1-1	7-9	1-1	2	0	0	0	2	0	12
Team					2-2	4						
Totals	200	16-46	4-16	23-30	8-31	39	19	10	14	5	5	59

FG% - Georgia Tech, .283, Florida State, .348 3FG% - Georgia Tech, .143, Florida State, .250. FT% - Georgia Tech, .857, Florida State, .767. Technical Fouls: Georgia Tech -- Jose Alvarado. Florida State -- PJ Savoy. Referees - Lee Cassell, Ray Styns, Tim Comer. Attendance: 10,181

<b>Georgia Tech</b>	<b>27</b>	<b>22</b>	<b>-</b>	<b>49</b>
<b>Florida State</b>	<b>33</b>	<b>26</b>	<b>-</b>	<b>59</b>

**GAME 22 - FLORIDA STATE 80, SYRACUSE 62**

SYRACUSE, N.Y. -- Terance Mann scored 22 points, Mfondu Kabengele added 18 and No. 22 Florida State beat Syracuse 80-62, blasting the Orange early and late. Florida State won its fourth straight after starting conference play with four losses in five games. The Orange fell 22 points behind early against the Seminoles, rallied to within a point in the second half and then fizzled at the end, worn out from the press they used to rally. Florida State outscored Syracuse 38-18 in the paint, its defense repeatedly thwarting attempted drives to the basket, and hit 11 of 22 from beyond the arc in a solid display against Syracuse's vaunted 2/3 zone. Kabengele has scored in double figures in 15 of the team's 22 games, all as a reserve. M.J. Walker and Phil Cofer each scored 11 points as 10 players scored for the Seminoles. Trailing 39-31 at halftime after a furious rally, Syracuse started the second with a 7-3 spurt, pulling within 42-38 on Battle's steal and fast-break layup. The Orange drew within a point on Brissett's put back with 13:34 to go, and the game remained tight for the next three minutes before the Seminoles reeled off 12 straight points. Kabengele's tip, a dunk by Mann and a pair of 3-pointers by Kabengele boosted the Florida State lead to 65-52 with under seven minutes left and the Orange couldn't respond.

**Florida State 80, Syracuse 62**  
Carrier Dome - Feb. 5, 2019

Fl. State	Min	FG	3FG	FT	O-D	Reb	F	A	T	B	S	Pts.
Cofer	33	4-9	0-3	3-5	1-2	3	1	3	3	0	1	11
Koumadje	11	1-1	0-0	0-0	0-0	0	1	0	2	0	0	2
Forrest	31	1-6	0-0	0-0	0-4	4	3	10	2	0	3	2
Mann	35	8-9	2-2	4-4	1-8	9	4	3	4	0	2	22
Walker	26	4-9	3-6	0-0	1-1	2	2	2	6	0	0	11
Gray	8	1-1	0-0	1-2	0-2	2	2	1	1	0	2	3
Savoy	14	2-6	2-5	1-1	0-0	0	1	1	1	0	0	7
Nichols	10	1-2	0-1	0-0	1-2	3	4	5	1	0	1	2
Lindner	1	0-0	0-0	0-0	0-0	0	0	0	0	0	0	0
Light	1	0-1	0-1	0-0	0-0	0	0	0	0	0	0	0
Kabengele	28	7-10	4-4	0-0	4-4	8	3	0	1	2	1	18
Miles	1	0-0	0-0	0-0	0-0	0	0	0	0	0	0	0
Prieto	1	1-1	0-0	0-0	0-0	0	0	0	0	0	0	2
Team					1-1	2						
Totals	200	30-55	11-22	9-12	9-24	33	21	25	21	3	11	62

Syracuse	Min	FG	3FG	FT	O-D	Reb	F	A	T	B	S	Pts.
Brissett	38	6-11	0-1	4-8	4-8	12	1	2	2	2	3	16
Hughes	37	4-12	4-9	5-5	0-2	2	3	2	4	2	1	17
Chukwu	18	0-0	0-0	0-0	1-2	3	4	0	2	0	0	0
Howard	14	0-2	0-2	0-3	0-0	1	0	3	0	0	0	0
Battle	37	8-15	1-2	6-8	0-2	2	3	2	4	0	2	23
Autry	1	0-0	0-0	0-0	0-1	1	0	0	1	0	0	0
Balandi	1	0-0	0-0	0-0	0-0	0	0	0	0	0	0	0
Carey	1	0-0	0-0	0-0	0-0	0	1	0	1	0	1	0
Paul	1	0-0	0-0	0-0	0-0	0	0	0	0	0	0	0
Dolezal	24	0-1	0-0	0-0	3-1	4	0	0	1	1	1	0
Featherston	1	0-0	0-0	0-0	0-0	0	0	0	0	0	0	0
Boenheim	26	3-10	0-6	0-0	1-2	3	1	1	3	0	1	6
Feldman	1	0-0	0-0	0-0	0-0	0	0	0	0	0	0	0
Team					1-0	1						
Totals	200	21-51	5-20	15-24	10-18	28	14	7	19	7	9	62

FG% - Florida State, .545, Syracuse, .412 3FG% - Florida State, .500, Syracuse, .250. FT% - Florida State, .750, Syracuse, .625. Technical Fouls: Florida State -- None. Syracuse -- None. Referees - Tony Henderson, Jeff Anderson, Tony Chiazza. Attendance: 21,553

<b>Florida State</b>	<b>39</b>	<b>41</b>	<b>-</b>	<b>80</b>
<b>Syracuse</b>	<b>31</b>	<b>31</b>	<b>-</b>	<b>62</b>

**GAME 23 - FLORIDA STATE 80, LOUISVILLE 75 (OT)**

TALLAHASSEE, Fla. -- Mfondu Kabengele scored 22 points and Terance Mann added 20 as No. 22 Florida State erased a 10-point second-half deficit to force overtime, where the Seminoles made 11 of 12 free-throw attempts to knock off No. 16 Louisville 80-75. Kabengele and Mann were critical as Florida State came back. Mann, a senior leader, connected on 4 of 6 shots from the floor and 9 of 11 free-throw attempts. A redshirt sophomore, Kabengele shot 7 of 12 from the floor and pulled down seven rebounds. It was the 16th time this season that Kabengele has come off the bench to score in double figures. He did it while logging a season-high 36 minutes. Christen Cunningham scored 20 points, including 13 in the first half, for Louisville (17-7, 8-3). Ryan McMahon made three 3-pointers in a span of 90 seconds in the second half as the Cardinals pulled ahead 52-42 but the Seminoles gradually chipped away at the deficit, tying the game on Trent Forrest's layup with 34 seconds left. The Cardinals' Jordan Nwora missed a 3-pointer with six seconds left in regulation. Florida State's Phil Cofer pulled down the rebound, ran down the court but missed a desperation 25-footer at the buzzer. Louisville's Dwayne Sutton also scored 14 points, knocking down four 3-pointers. But the Cardinals committed 23 turnovers -- five more than their season-high.

**Florida State 80, Louisville 75 (OT)**  
Donald L. Tucker Center - Feb. 9, 2019

Louisville	Min	FG	3FG	FT	O-D	Reb	F	A	T	B	S	Pts.
Sutton	44	5-8	4-7	0-0	1-5	6	4	4	6	0	1	14
Nwora	44	3-13	0-6	7-8	0-5	5	3	0	3	1	0	13
Williams	25	2-5	2-5	1-2	0-7	7	5	0	3	0	0	7
Cunningham	43	6-13	3-6	5-5	2-5	7	2	6	5	0	0	20
Fore	25											



Polite	11	2-2	1-1	0-1	0-2	2	1	0	0	0	1	5
Lindner	1	0-0	0-0	0-2	1-0	1	0	1	0	0	0	0
Light	1	0-1	0-1	0-0	0-0	0	0	0	0	0	0	0
Vassell	12	2-4	2-4	2-2	0-2	2	1	0	0	0	1	8
Kabengele	13	4-8	0-1	1-2	3-4	7	1	0	1	1	0	9
Wilkes	4	1-1	0-0	0-0	1-0	1	0	0	0	0	1	2
Miles	1	0-0	0-0	1-2	0-0	0	1	0	1	0	1	1
Prieto	3	1-1	0-0	0-0	0-2	2	0	1	0	0	0	2
Team					0-2	2						
Totals	200	35-62	10-26	8-16	12-31	43	16	21	9	6	7	88

FG% - Wake Forest, .386, Florida State, .565 3FG% - Wake Forest, .440, Florida State, .385. FT% - Wake Forest, .647, Florida State, .500. Technical Fouls: Wake Forest -- None. Florida State -- Mann. Referees - Roger Ayers, Lee Cassell, Bill Covington, Jr. Attendance: 7,806

Wake Forest	31	35	-	66
Florida State	38	50	-	88

### GAME 25 -- FLORIDA STATE 69, GEORGIA TECH 47

ATLANTA, Ga. -- Christ Koumadje had 10 points and 12 rebounds as the Seminoles tied a school record with their seventh straight ACC win, 69-47, over Georgia Tech. Freshman Devin Vassell came off the bench to score a team-high 11 while playing in his hometown for the Seminoles. Seven Florida State players scored between seven and 11 points. Georgia Tech lost its seventh straight ACC game with another offensive struggle. Jose Alvarado broke out of a lengthy slump with 17 points, but the Yellow Jackets made just 8 of 36 shots from inside the 3-point arc. They're averaging 53.1 points in their skid after their seventh and eighth halves scoring 25 or fewer points. The 7-foot-4 Koumadje took just seven shots, making five. He was even more of a factor on the defensive end as he blocked three shots as Tech made just 6 of 28 in the paint. The Jackets' big men, James Banks III (two points) and Abdoulaye Gueye (five) made a combined 3 of 16 field goals. The teams were tied at 10 early before the Jackets fell into the first of multiple shooting freezes, and Florida State stretched the lead to 31-15 on a layup by Terance Mann with 4:27 left. Phil Cofer, David Nichols and Vassell each a pair of 3-pointers in the first half for FSU before Banks finally got loose for a dunk shortly before halftime to pull Tech within 34-23. The first time the Seminoles put together a seven-game ACC winning streak, in the 2011-'12 season, they went on to win the ACC Tournament. This also cemented a fourth consecutive season with 20 or more wins overall, matching a run from 2009-'12 that also was under Hamilton.

#### Florida State 69, Georgia Tech 47 McCamish Pavilion - Feb. 16, 2019

Fl. State	Min	FG	3FG	FT	O-D	Reb	F	A	T	B	S	Pts.
Cofer	26	3-9	2-4	0-0	0-7	7	0	1	0	0	0	8
Koumadje	22	5-7	0-0	0-2	3-9	12	3	1	6	3	0	10
Forrest	20	0-1	0-0	0-0	0-3	3	0	3	0	0	0	0
Mann	23	2-5	0-0	3-4	2-6	8	1	1	0	0	2	7
Walker	18	4-9	1-6	0-0	1-1	3	2	3	1	0	9	
Gray	12	0-3	0-1	0-0	1-2	3	1	2	1	0	0	0
Nichols	18	3-6	3-5	0-0	1-1	2	2	0	0	0	0	9
Vassell	16	4-7	2-3	1-2	0-3	3	1	1	1	1	2	11
Kabengele	16	2-5	0-2	4-4	2-4	6	2	2	0	1	0	8
Savoy	11	1-6	1-6	0-0	0-0	0	1	1	1	0	1	3
Polite	7	0-1	0-1	0-0	1-0	1	1	0	0	0	1	0
Wilkes	5	0-1	0-1	0-0	1-1	2	1	0	1	0	0	0
Lindner	2	0-0	0-0	2-2	0-0	0	1	1	1	0	1	2
Light	2	0-1	0-1	0-0	0-0	0	0	0	0	0	0	0
Miles	2	0-1	0-0	0-0	0-1	1	0	0	0	0	0	0
Prieto	2	1-2	0-0	0-0	0-0	0	0	0	0	0	0	2
Team					0-2	2						
Totals	200	25-64	9-30	10-14	10-40	50	17	17	14	6	7	69

Ga. Tech	Min	FG	3FG	FT	O-D	Reb	F	A	T	B	S	Pts.
Wright	6	1-4	0-1	0-0	0-1	1	0	0	1	0	0	2
Sjolund	28	3-8	3-7	2-2	0-5	5	3	0	1	1	0	11
Banks III	33	1-9	0-0	2-3	1-9	10	3	1	1	2	2	4
Devoe	33	2-11	1-4	1-2	1-6	7	0	1	4	0	1	6
Alvarado	39	6-11	3-7	2-2	1-4	5	2	3	2	0	2	17
Alston	17	1-5	0-1	0-0	0-2	2	1	2	1	0	0	2
Moore	22	0-1	0-0	0-2	0-1	1	1	2	2	0	1	0
Gueye	17	2-7	1-1	0-0	3-3	6	0	0	1	0	1	5
Haywood II	1	0-0	0-0	0-0	0-0	0	0	0	1	0	0	0
Phillips	5	0-3	0-2	0-0	0-0	0	0	0	0	0	0	0
Team					0-1	1						
Totals	200	16-59	8-23	7-11	6-32	38	10	9	14	3	7	47

FG% - Florida State, .391, Georgia Tech, .271. 3FG% - Florida State, .300, Georgia Tech, .348. FT% - Florida State, .714, Georgia Tech, .636. Technical Fouls: Florida State -- None. Georgia Tech -- Banks III. Referees - Jamie Luckie, Earl Walton, James Breeding. Attendance: 8,600

Florida State	34	35	-	69
Georgia Tech	23	24	-	47

### GAME 26 -- FLORIDA STATE 77, CLEMSON 64

CLEMSON, S.C. -- Mfiondu Kabengele had 19 points and 11 rebounds, and Florida State set a program record with its eighth consecutive Atlantic Coast Conference victory in a 77-64 win over the Tigers. Florida State used its size, strength and speed to keep the run going against the Tigers, holding on after seeing an 18-point edge cut to 59-52 with eight minutes left. That's as close as Clemson would get in dropping its third in a row and getting swept by Florida State for the second time in three seasons. Kabengele led the way on both sides of the ball. He hit 9 of 13 from the field, blocked two shots, and his rebounds were a season high. Then again, Clemson had trouble stopping much of anything Florida State did around the basket. The Seminoles' starting center in 7-foot-4 Christ Koumadje went 4-of-6 shooting for 10 points with seven rebounds and a pair of blocks. The Seminoles took control after Clemson closed to 23-21 on Marquise Reed's 3-pointer with 6:18 left in the half. Florida State then went on a 15-2 surge the rest of the half with Kabengele hitting three buckets and Walker landing a 3-pointer. When Trent Forrest got his off-balance push shot on a drive to the basket to go right before the buzzer sounded, Florida State went to the locker room ahead 38-23. The lead grew as large as 18. Forrest finished with 14 points. Reed had 20 points to lead Clemson.

#### Florida State 77, Clemson 64 Littlejohn Coliseum - Feb. 19, 2019

Fl. State	Min	FG	3FG	FT	O-D	Reb	F	A	T	B	S	Pts.
Cofer	30	2-6	1-4	0-0	0-4	4	3	1	2	0	0	5
Koumadje	14	4-6	0-0	2-2	2-5	7	2	0	1	2	0	10
Forrest	27	5-8	0-0	4-6	0-8	8	1	3	2	0	1	14
Mann	35	3-10	1-4	2-2	2-3	5	2	4	1	0	1	9
Walker	29	2-5	1-2	4-6	0-1	1	4	2	2	0	0	9
Gray	9	1-2	0-0	0-0	1-1	2	3	2	1	0	0	2
Savoy	11	2-5	2-5	0-0	0-0	0	1	0	1	0	0	6
Nichols	13	1-5	1-2	0-0	0-2	2	2	0	0	0	1	3
Vassell	6	0-0	0-0	0-0	0-0	0	1	0	0	0	0	0
Kabengele	26	9-13	1-1	0-1	3-8	11	2	0	2	2	1	19
Team					2-1	3						
Totals	200	29-60	7-18	12-17	10-33	43	21	12	12	4	4	77

Clemson	Min	FG	3FG	FT	O-D	Reb	F	A	T	B	S	Pts.
Thomas	34	6-14	0-0	1-1	3-3	6	5	0	4	3	0	13
Skara	37	4-5	1-1	1-2	2-1	3	2	0	0	0	0	10
Simms	23	2-5	1-4	2-2	1-4	5	4	2	1	1	0	7
Reed	38	7-16	3-6	3-5	0-4	4	2	1	2	0	1	20
Mitchell	31	4-11	3-8	1-1	0-4	4	2	6	1	0	4	12
Trapp	20	0-8	0-3	2-4	1-0	1	0	2	3	0	0	2
Tyson	12	0-1	0-1	0-0	0-3	3	2	0	0	0	0	0
Newmann III	3	0-0	0-0	0-0	0-1	1	0	0	0	0	0	0
Jemson	2	0-0	0-0	0-1	0-1	1	1	0	0	0	0	0
Team					1-3	4						
Totals	200	23-60	8-23	10-16	8-24	32	18	11	11	4	5	64

FG% - Florida State, .483, Clemson, .383 3FG% - Florida State, .389, Clemson, .348. FT% - Florida State, .706, Clemson, .625. Technical Fouls: Florida State -- None. Clemson -- None. Referees - Jeffrey Anderson, John Gaffney, Kipp Kissinger. Attendance: 7,549

Florida State	38	39	-	77
Clemson	23	41	-	64

### GAME 27 -- NORTH CAROLINA 77, FLORIDA STATE 59

CHAPEL HILL, N.C. -- Cameron Johnson had 18 points and 10 rebounds, and North Carolina defeated No. 16 Florida State 77-59. Luke Maye added 15 points and 11 rebounds, while freshman Nassir Little scored 18 points and Coby White finished with 10. David Nichols scored 16 points and Terance Mann added 10 for the Seminoles, who had won eight straight but were held to 31 percent shooting in their first loss in more than a month. RaiQuan Gray pulled Florida State to 56-52 with a 3-pointer with 10 1/2 minutes remaining. Maye followed that by sandwiching a pair of 3s -- including one he banked in from about 25 feet -- around a contested jumper by Little to give the Tar Heels all the breathing room they needed.

#### North Carolina 77, Florida State 59 Dean E. Smith Center - Feb. 23, 2019

Fl. State	Min	FG	3FG	FT	O-D	Reb	F	A	T	B	S	Pts.
Cofer	29	1-6	0-3	0-0	0-4	4	1	0	0	0	0	2
Koumadje	14	2-5	0-0	2-2	3-1	4	3	0	0	2	1	6
Forrest	22	2-9	0-2	2-2	0-4	4	2	1	3	1	2	6
Mann	36	4-6	2-3	0-0	1-3	4	1	6	1	1	1	10
Walker	18	0-7	0-4	2-2	0-1	1	2	2	1	0	0	2
Nichols	22	4-10	4-9	4-6	0-1	1	1	2	2	0	1	16
Kabengele	19	2-5	1-1	3-4	1-5	6	4	0	0	3	1	8
Savoy	7	0-3	0-3	0-0	0-0	0	0	0	0	0	0	0
Gray	10	2-2	2-2	0-0	0-3	3	1	0	2	1	0	6
Vassell	14	1-6	1-4	0-0	0-1	1	1	2	0	0	0	3
Polite	7	0-0	0-0	0-0	1-2	3	2	0	1	0	0	0
Prieto	1	0-0	0-0	0-0	0-0	0	0	0	0	0	0	0
Wilkes	1	0-0	0-0	0-0	0-0	0	0	0	0	0	0	0

Team					0-1	1						
Totals	200	18-59	10-31	13-16	6-26	32	18	13	10	8	6	59

N. Car.	Min	FG	3FG	FT	O-D	Reb	F	A	T	B	S	Pts.
Maye	33	5-12	2-4	3-5	0-11	11	3	1	1	0	0	15
Brooks	22	1-2	0-0	2-2	0-3	3	2	0	1	1	0	4
Johnson	33	6-13	3-4	3-4	3-7	10	2	1	1	1	0	18
Williams	34	2-5	0-2	2-3	1-3	4	1	1	1	0	0	6
White	27	4-13	0-5	2-2	0-1	1	4	4	3	0	0	10
Little	13	6-11	0-0	6-8	3-5	8	1	1	2	1	1	18
Woods	12	0-1	0-1	0-0	0-1	1	1	1	1	0	2	0
Robinson	9	1-1	1-1	0-1	1-2	3	1	1	0	0	0	3
Platek	2	0-2	0-2	0-0	0-0	0	0	0	0	0	0	0
Rush	1	0-0	0-0	0-0	0-0	0	0	0	0	0	0	0
Miller	1	0-0	0-0	0-0	0-0	0	0	0	0	0	0	0
Ellis	1	1-1	1-1	0-0	0-0	0	0	0	0	0	0	3
Smith	1	0-0	0-0	0-0	0-1	1	0	1	0	0	0	0
Huffman	1	0-0	0-0	0-0	0-0	0	0	0	0	0	0	0
Team					5-0	5						
Totals	200	26-61	7-20	18-25	13-34	47	15	11	10	3	3	77

FG% - Florida State, .305, North Carolina, .426. 3FG% - Florida State, .323, North Carolina, .350. FT% - Florida State, .812, North Carolina, .720. Technical Fouls: Florida State -- None, North Carolina -- None. Referees - Bert Smith, Michael Stephens, Brent Hampton. Attendance: 21,520

Florida State	34	25	-	59
North Carolina	37	40	-	77

### GAME 28 -- FLORIDA STATE 68, NOTRE DAME 61

TALLAHASSEE, Fla. -- Devin Vassell scored 13 points, sparking Florida State's second-half charge with a dunk and a 3-pointer on consecutive possessions, and the 18th-ranked Seminoles defeated Notre Dame 68-61. Florida State trailed for most of the second half but took a 57-55 lead with 6:35 to go after Vassell dunked and made a 3-pointer on back-to-back possessions. Notre Dame was able to tie the game but never led after that. The Seminoles have had nine players lead the team in scoring this season. The bench has been critical nearly every night, with Florida State's reserves scoring 31 points against Notre Dame. Trent Forrest made 4 of 6 free-throw attempts in the final minute to help the Seminoles win the game. Christ Koumadje added 12 points, the fourth time in the last five games he has scored in double figures. D.J. Harvey scored 18 points and Prentiss Hubb had 17 for Notre Dame which has dropped four straight games. The Fighting Irish went scoreless for nearly five minutes late in the game and made just one of their final 10 field-goal attempts.

#### Florida State 68, Notre Dame 61 Donald L. Tucker Center - Feb. 25, 2019



and two steals. The Wolfpack gave the Seminoles some adversity to deal with. While Florida State never trailed, NC State kept clawing back and had a chance to win in the final minute. Devon Daniels blocked Kabengele and Torin Dorn grabbed it with 24 seconds left and the Seminoles leading 76-73. After a timeout, Braxton Beverly dribbled the ball beyond the 3-point arc but was fouled. He missed the front end of a 1-and-1, and Kabengele rebounded. He was quickly fouled, making two free-throw attempts to seal it. M.J. Walker scored 11 of his 15 points in the first half, putting him in double figures for the first time since Feb. 9. Kabengele shot 7 of 8 from the free-throw line while adding five rebounds and four of the Seminoles' season-high nine blocks. It was the 19th time in 29 games he has scored in double figures, with all of them coming as a reserve. The Wolfpack shot just 26.7 percent (8 of 30) in the first half but hit 55.2 percent (16 of 29) in the second half. NC State stayed in the game behind consistent 3-point shooting, making 47.4 percent (9 of 19).

### Florida State 78, NC State 73

Donald L. Tucker Center - March 2, 2019

NC State	Min	FG	3FG	FT	O-D	Reb	F	A	T	B	S	Pts.
Walker	12	0-1	0-0	0-0	1-3	4	2	1	1	0	1	0
Dorn	26	6-13	0-1	0-0	3-3	6	3	0	1	0	0	12
Beverly	34	2-7	2-5	0-1	0-0	0	0	1	0	0	1	6
Johnson	29	5-12	3-7	1-2	0-3	3	4	2	3	0	1	14
Bryce	34	3-10	1-3	0-0	0-1	1	4	2	5	0	2	7
Funderburk	26	4-7	1-1	9-10	3-6	9	5	0	0	0	0	18
Hellems	17	1-3	1-1	5-6	2-2	4	1	0	0	0	0	8
Daniels	12	1-2	0-0	0-0	0-0	0	4	0	2	1	1	2
Harris	10	2-4	1-1	1-2	0-0	0	3	1	0	0	3	6
Team						2-1	3					
Totals	200	24-59	9-19	16-21	11-19	30	26	7	12	1	9	73

Fl. State	Min	FG	3FG	FT	O-D	Reb	F	A	T	B	S	Pts.
Cofer	27	3-7	0-2	2-2	1-4	5	1	0	3	0	0	8
Koumadje	21	3-4	0-1	0-0	1-4	5	1	0	2	3	0	6
Forrest	31	5-10	0-0	3-3	1-5	6	1	3	3	1	2	13
Mann	29	3-9	1-1	4-6	3-1	4	3	3	0	0	0	11
Walker	27	4-6	1-2	6-6	1-1	2	3	1	3	0	0	15
Gray	12	0-0	0-0	1-2	1-3	4	3	2	1	0	0	1
Savoy	5	0-1	0-1	0-0	0-0	0	0	0	0	0	0	0
Nichols	17	3-5	0-2	0-3	0-3	3	3	0	1	0	1	6
Vassell	12	1-3	0-2	0-0	1-0	1	1	0	1	1	0	2
Kabengele	19	4-9	1-2	7-8	1-4	5	2	0	2	4	1	16
Team						1-1	2					
Totals	200	26-54	3-13	23-30	11-26	37	18	9	16	9	4	78

FG% - NC State, .407, Florida State, .481 3FG% - NC State, .474, Florida State, .231. FT% - NC State, .762, Florida State, .767. Technical Fouls: NC State -- Johnson. Florida State -- None. Referees - Brian Dorsey, John Gaffney, Tony Henderson. Attendance: 9,988

NC State	30	43	-	73
Florida State	35	43	-	78

### GAME 30 -- FLORIDA STATE 73, VIRGINIA TECH 64 (OT)

TALLAHASSEE, Fla. -- M.J. Walker scored nine of his 11 points after halftime, including a critical 3-pointer in overtime, and Florida State rallied to top No. 15 Virginia Tech 73-64. Mfondu Kabengele scored 13 of his 17 points in the second half and overtime, while Terance Mann added 14 points as Florida State improved to 15-1 at home this season and tied the program record with 12 Atlantic Coast Conference wins. The Seminoles rallied after trailing 35-22 with 18:08 left in regulation. Six minutes later, Florida State tied the game and Mann's 3-pointer with 11:26 remaining put the Seminoles ahead. Virginia Tech was short-handed playing without guard Justin Robinson (foot) and forward Kerry Blackshear (fouled out), but the Hokies kept the game close. Ahmed Hill hit a 3-pointer with 14 seconds left in regulation to tie the game at 61. After a timeout, Mann missed a 3-pointer at the buzzer and the teams went to overtime. Florida State outscored Virginia Tech 12-3 in the extra period, making seven of eight free-throw attempts as the Seminoles improved to 3-0 in overtime games this season. They shot 86.4 percent (19 of 22) from the free-throw line for the game. With the win, Florida State clinched the No. 4 seed in next week's conference tournament and a double bye. Virginia Tech is locked into the No. 5 seed.

### Florida State 73, Virginia Tech 64

Donald L. Tucker Center - March 5, 2019

Va. Tech	Min	FG	3FG	FT	O-D	Reb	F	A	T	B	S	Pts.
Blackshear	23	2-6	1-2	4-4	3-2	5	5	4	4	0	0	9
Outlaw	44	3-7	3-7	1-3	0-6	6	2	0	0	0	0	10
Bede	41	3-8	0-4	0-0	0-8	8	2	3	0	0	1	6
Alex-Walker	43	7-17	1-6	4-4	0-3	3	3	3	4	0	0	19
Hill	40	6-12	3-6	3-4	2-7	9	5	0	4	0	1	18
Wilkins	12	0-0	0-0	0-0	1-2	3	1	0	0	0	1	0
Horne	22	1-3	0-2	0-0	1-2	3	3	1	2	0	0	2
Team						0-0	0					
Totals	225	22-53	8-27	12-15	7-30	37	21	11	14	0	3	64

Fl. State	Min	FG	3FG	FT	O-D	Reb	F	A	T	B	S	Pts.
Cofer	36	4-9	2-5	1-2	1-2	3	1	0	1	0	0	11
Koumadje	7	0-0	0-0	0-0	0-0	0	3	0	0	0	0	0
Savoy	10	2-4	2-4	0-0	0-0	0	0	0	0	0	0	6
Nichols	26	2-7	1-6	0-0	0-2	2	2	2	0	0	0	5
Mann	40	4-10	2-7	4-4	1-5	6	2	4	1	0	2	14
Gray	8	1-1	0-0	0-0	2-3	5	0	0	1	0	0	2
Forrest	27	1-5	0-1	5-5	0-3	3	2	4	2	0	1	7
Walker	27	4-8	3-7	0-0	1-2	3	3	0	1	0	1	11
Vassell	6	0-1	0-1	0-0	0-0	0	1	0	0	1	0	0
Kabengele	38	4-13	0-5	9-11	3-6	9	1	2	1	0	2	20
Team						0-1	1					
Totals	225	22-58	10-36	19-22	8-24	32	15	12	7	1	6	73

Fl. State	Min	FG	3FG	FT	O-D	Reb	F	A	T	B	S	Pts.
Cofer	36	4-9	2-5	1-2	1-2	3	1	0	1	0	0	11
Koumadje	7	0-0	0-0	0-0	0-0	0	3	0	0	0	0	0
Savoy	10	2-4	2-4	0-0	0-0	0	0	0	0	0	0	6
Nichols	26	2-7	1-6	0-0	0-2	2	2	2	0	0	0	5
Mann	40	4-10	2-7	4-4	1-5	6	2	4	1	0	2	14
Gray	8	1-1	0-0	0-0	2-3	5	0	0	1	0	0	2
Forrest	27	1-5	0-1	5-5	0-3	3	2	4	2	0	1	7
Walker	27	4-8	3-7	0-0	1-2	3	3	0	1	0	1	11
Vassell	6	0-1	0-1	0-0	0-0	0	1	0	0	1	0	0
Kabengele	38	4-13	0-5	9-11	3-6	9	1	2	1	0	2	20
Team						0-1	1					
Totals	225	22-58	10-36	19-22	8-24	32	15	12	7	1	6	73

FG% - Virginia Tech, .415, Florida State, .379 3FG% - Virginia Tech, .296, Florida State, .278. FT% - Virginia Tech, .800, Florida State, .864. Technical Fouls: Virginia Tech -- None. Florida State -- None. Referees - Roger Ayers, Bert Smith, Doug Simons. Attendance: 10,611

Virginia Tech	33	28	3	-	64
Florida State	19	42	12	-	73

### GAME 31 -- FLORIDA STATE 65, WAKE FOREST 57

WINSTON-SALEM, N.C. -- No. 14 Florida State staged a second-half surge -- 18 straight points -- and took a 65-57 victory over Wake Forest. Florida State won for the 12th time in 13 games to finish fourth in conference. The Seminoles never led until grabbing the lead at 47-45 on Trent Forrest's basket with 7:28 left. Phil Cofer followed with an easy basket, then M.J. Walker supplied the knockout with a 3-pointer. The Deacons frequently switched defenses, making it hard for the Seminoles to get the ball inside to 7-foot-4 Christ Koumadje and 6-10 Mfondu Kabengele. Forrest led a balanced FSU attack -- 11 players scored -- with 11 points. Koumadje had 8 points and 10 rebounds. After a cold-shooting first half by both teams, FSU shot 54 percent in the second half. Brandon Childress, who scored three baskets to spark the Deacons to their early 12-point lead, finished with 13 points and Chaundee Brown added 11 -- all in the first half. The Deacons, who shot just 26 percent, went scoreless for nearly six minutes as the Seminoles erased a 45-40 deficit with their 18-0 run. Wake Forest was 16 of 16 from the foul line en route to a 31-24 halftime lead as both teams struggled from the field. But the Deacons made only 6 of 13 from the line in the second half.

### Florida State 65, Wake Forest 57

Lawrence Joel Veterans Memorial Coliseum - March 9, 2019

Fl. State	Min	FG	3FG	FT	O-D	Reb	F	A	T	B	S	Pts.
Cofer	26	4-9	0-3	1-2	2-2	4	0	0	2	0	0	9
Koumadje	20	4-8	0-0	0-2	3-7	10	1	0	0	0	0	8
Forrest	32	3-9	1-1	4-6	1-3	4	3	5	0	0	0	11
Mann	32	3-6	0-1	2-4	2-5	7	4	2	1	0	1	8
Walker	24	2-8	2-6	0-0	0-4	4	4	4	2	0	2	6
Kabengele	20	3-5	0-1	1-3	2-7	9	2	0	3	0	0	7
Savoy	11	1-3	1-3	0-0	0-0	0	2	0	0	0	0	3
Nichols	11	1-4	1-4	0-0	0-3	3	4	0	0	0	0	3
Gray	10	2-2	0-0	0-0	1-1	1	3	0	0	0	1	4
Vassell	8	1-2	1-2	1-2	1-0	1	0	2	0	0	1	4
Polite	6	0-0	0-0	2-2	0-0	0	0	0	0	0	1	2
Team						0-1	1					
Totals	200	24-56	6-21	11-21	11-33	44	23	11	9	6	6	65

Wake	Min	FG	3FG	FT	O-D	Reb	F	A	T	B	S	Pts.
Hoard	26	3-7	0-1	1-2	2-2	4	2	0	2	0	1	7
Smart	23	0-2	0-0	0-0	1-6	7	3	0	0	0	0	0
Childress	40	5-16	0-4	3-3	1-4	5	3	1	1	0	1	13
Bilas	4	1-1	1-1	0-0	0-1	1	0	0	0	0	1	3
Spivey	1	0-0	0-0	0-0	0-0	0	0	0	0	0	0	0
Brown	36	3-13	1-4	4-4	2-7	9	2	1	1	0	0	11
Wright, Jr.	31	2-8	1-2	4-6	2-4	6	2	2	1	0	0	9
Mucius	24	1-10	0-4	8-11	3-2	5	3	0	2	0	1	10
Okeke	12	1-2	0-0	0-1	1-2	3	5	0	0	0	0	2
Wynn	3	0-2	0-1	2-2	1-0	1	1	0	0	0	0	2
Team						3-1	4					
Totals	200	16-61	3-17	22-29	16-29	45	21	4	8	0	4	57

FG% - Florida State, .429, Wake Forest, .262. 3FG% - Florida State, .286, Wake Forest, .176. FT% - Florida State, .524, Wake Forest, .759. Technical Fouls: Florida State -- None. Wake Forest -- None. Referees - Tim Clougherty, Clarence Armstrong, Les Jones. Attendance: 8,873

Florida State	24	41	-	65
Wake Forest	31	26	-	57

### GAME 32 -- FLORIDA STATE 65, VIRGINIA TECH 63 (OT)

CHARLOTTE, N.C. -- Terance Mann's shot with 1.8 seconds left in overtime helped the No. 12 Seminoles edge No. 16 Virginia Tech 65-63 in the Atlantic Coast Conference Tournament quarterfinals, keeping the Seminoles' hot hand with the wildest-looking -- yet nonetheless effective -- of shots. Mann's shot broke a 63-all tie for the fourth-seeded Seminoles, who secured the win when Nickell Alexander-Walker missed a long 3-pointer at the horn on a desperation inbound play from the far end. Mann had the biggest

shot of the game, but the Seminoles had two other big



Hunter	40	6-12	0-4	1-2	0-1	1	3	0	1	2	0	13
Key	17	2-3	0-1	0-0	3-1	4	0	1	1	0	1	4
Diakite	13	1-5	0-0	1-1	0-0	0	2	0	1	0	0	3
Huff	7	0-2	0-1	1-2	0-0	0	2	0	1	0	0	1
Team					1-1	2			1			
Totals	200	22-53	5-24	10-13	7-13	20	17	8	8	2	5	59

FG% - Florida State, .565, Virginia, .415 3FG% - Florida State, .375, Virginia, .208. FT% - Florida State, .733, Virginia, .769. Technical Fouls: Florida State -- None. Virginia -- None. Referees - Brian Dorsey, Bill Covington, Lee Cassell. Attendance: 20,116

<b>Florida State</b>	<b>35</b>	<b>34</b>	<b>-</b>	<b>69</b>
<b>Virginia</b>	<b>31</b>	<b>28</b>	<b>-</b>	<b>59</b>

### GAME 34 -- DUKE 73, FLORIDA STATE 63

CHARLOTTE, N.C. -- Zion Williamson had 21 points in Duke's 73-63 victory over No. 12 Florida State in the ACC Championship game. Mfondu Kabengele scored 14 points for the Seminoles. The Blue Devils won their 21st tournament title. Williamson became only the sixth freshman in the event's 66-year history to win MVP honors, and the first in a dozen years after averaging 27 points and 10 rebounds, and making 33 of 43 shots in the three games. Florida State shot just 32 percent, including 8 for 32 after halftime (25 percent).

**Duke 73, Florida State 63**  
Spectrum Center - March 16, 2019

Fl. State	Min	FG	3FG	FT	O-D	Reb	F	A	T	B	S	Pts.
Cofer	20	2-3	0-1	0-0	0-1	1	0	0	2	0	0	4
Koumadje	9	2-2	0-0	0-0	3-0	3	2	0	0	0	0	4
Forrest	28	2-10	0-0	5-5	0-2	2	2	3	1	0	2	9
Mann	31	3-9	2-3	4-4	5-3	8	1	1	3	0	1	12
Walker	29	2-8	0-3	3-3	0-3	3	3	1	0	0	1	6
Savoy	4	1-1	1-1	2-2	0-0	0	1	0	1	0	0	5
Nichols	16	0-7	0-3	0-0	1-1	2	0	1	2	0	0	0
Kabengele	25	5-11	3-5	1-1	1-2	3	3	0	2	3	0	14
Gray	13	1-6	0-0	1-1	1-0	1	3	2	0	0	1	3
Vassell	24	2-6	2-4	0-0	1-6	7	1	0	1	2	0	6
Polite	1	0-0	0-0	0-0	0-0	0	0	0	0	0	0	0
Team					0-3	3						
Totals	200	20-63	8-20	15-16	12-21	33	16	8	12	5	5	63

Duke	Min	FG	3FG	FT	O-D	Reb	F	A	T	B	S	Pts.
Williamson	40	7-11	0-2	7-10	1-4	5	4	2	2	2	1	21
Reddish	37	2-8	1-5	6-6	0-4	4	1	0	0	0	0	11
Barrett	40	8-17	0-4	1-1	1-8	9	1	1	4	1	4	17
DeLaurier	23	2-4	0-0	2-2	3-4	7	4	1	1	1	2	6
Jones	39	8-14	1-3	1-2	0-4	4	3	6	3	0	1	18
White	11	0-0	0-0	0-0	0-2	2	3	0	1	2	0	0
Goldwire	8	0-1	0-0	0-0	1-0	1	1	1	1	0	0	0
O'Connell	2	0-0	0-0	0-0	0-0	0	0	0	0	0	0	0
Team					4-3	7			1			
Totals	200	27-55	2-14	17-21	10-29	39	17	11	13	6	8	73

FG% - Florida State, .317, Duke, .491 3FG% - Florida State, .400, Duke, .143. FT% - Florida State, .938, Duke, .810. Technical Fouls: Florida State -- None. Duke -- None. Referees - Ron Groover, Ted Valentine, Bert Smith. Attendance: 19,691

<b>Florida State</b>	<b>36</b>	<b>27</b>	<b>-</b>	<b>63</b>
<b>Duke</b>	<b>36</b>	<b>37</b>	<b>-</b>	<b>73</b>

### GAME 35 -- FLORIDA STATE 76, VERMONT 69

HARTFORD, Conn. -- Mfondu Kabengele had 21 points and 10 rebounds, and Florida State withstood a barrage of 3-pointers from 13th-seeded Vermont in a 76-69 victory in the opening round of the NCAA West Regional. Terance Mann added 19 points for the fourth-seeded Seminoles, who were tied with the Catamounts at halftime but pulled away late. Anthony Lamb had 16 points to lead a balanced, long-range attack for Vermont, which lost for the first time in seven games. Three Catamounts -- Stef Smith, Ernie Duncan and Ben Shungu -- each finished with 15 points. A dunk by Kabengele gave Florida State a 50-45 lead with nine minutes left, part of a 6-0 run that put the Seminoles ahead for good. Another by the 6-10 sophomore made it 61-53, and the cheers of Vermont fans, who made the four-hour drive south from Burlington, gave way to the tomahawk chop from behind Florida State's bench. Florida State led by 12 with just over a minute left and withstood a late run by Vermont. Vermont, which outrebounded Florida State 20-18 in the first half, was outmuscled underneath and lost the rebounding battle 21-13 in the second.

**Florida State 76, Vermont 69**  
XL Center - March 21, 2019

Vermont	Min	FG	3FG	FT	O-D	Reb	F	A	T	B	S	Pts.
Lamb	38	4-13	3-10	5-8	3-5	8	4	3	2	2	0	16
Dingba	12	0-0	0-0	1-2	0-1	1	4	0	1	1	0	1
Smith	37	6-14	3-5	0-1	0-6	6	5	1	5	0	1	15
Er. Duncan	29	5-8	5-6	0-0	0-2	2	4	0	3	0	1	15
Shungu	23	6-8	3-3	0-0	0-3	3	4	2	3	0	0	15
Ev. Duncan	24	1-5	1-4	0-0	0-6	6	3	1	0	0	0	3
R. Duncan	16	0-2	0-1	1-2	1-1	2	1	2	1	0	0	1
Davis	1	0-0	0-0	0-0	0-0	0	2	0	0	0	0	0

Moll	19	1-3	1-3	0-0	0-2	2	0	0	1	0	0	3
Patella	1	0-0	0-0	0-0	0-0	0	0	0	0	0	0	0
Team					3-0	3						
Totals	200	23-53	16-32	7-13	7-26	33	27	9	16	3	2	69

Fl. State	Min	FG	3FG	FT	O-D	Reb	F	A	T	B	S	Pts.
Gray	21	2-9	0-1	4-5	2-1	3	3	1	1	1	2	8
Koumadje	11	2-3	0-0	2-2	0-3	3	0	0	0	0	1	6
Forrest	32	1-6	0-0	6-6	1-2	3	1	1	2	1	1	8
Mann	31	6-8	0-1	7-8	1-7	8	3	1	0	1	1	19
Walker	25	2-6	1-2	0-0	0-1	1	4	2	1	0	1	5
Nichols	13	2-5	2-4	1-2	1-2	3	3	1	0	0	1	7
Vassell	25	0-4	0-2	2-2	0-4	4	0	0	0	0	1	2
Kabengele	29	6-13	0-1	9-12	4-6	10	3	0	3	1	1	21
Polite	9	0-1	0-1	0-0	0-1	1	1	0	0	0	0	0
Savoy	4	0-0	0-0	0-0	0-0	0	0	0	0	0	0	0
Team					3-0	3						
Totals	200	21-55	3-12	31-37	12-27	39	18	6	7	4	9	76

FG% - Vermont, .434, Florida State, .382 3FG% - Vermont, .500, Florida State, .250. FT% - Vermont, .538, Florida State, .838. Technical Fouls: Vermont -- None. Florida State -- None. Referees - Keith Kimble, Robert Riley, Courtney Green. Attendance: 20,116

<b>Vermont</b>	<b>27</b>	<b>42</b>	<b>-</b>	<b>69</b>
<b>Florida State</b>	<b>27</b>	<b>49</b>	<b>-</b>	<b>76</b>

### GAME 36 -- FLORIDA STATE 90, MURRAY STATE 62

HARTFORD, Conn. -- With Florida State forward Phil Cofer watching from the bench just two days after his father died, the Seminoles made good on a vow to honor their teammate and his family with their play. They couldn't have been much better, overwhelming the Racers with their size, speed and depth. The Seminoles defeated the Racers by a 90-62 margin. Florida State advanced to the Sweet 16 for the second consecutive year, the first time FSU has pulled that off since 1992-93, where it will face top-seeded Gonzaga. The Seminoles hit eight of their first 11 from behind the arc. Known for their defense, the Seminoles were playing fast and getting good shots. Florida State had a 16-point lead at the half and it didn't get much closer after the break. Christ Koumadje had two easy slams off lobs, Terance Mann tipped in his own miss and Kabengele slammed home another rebound to make it 68-46 with 13 minutes left. Ja Morant finished the night with 28 points, 5 rebounds and 4 assists. He had Murray State fans on their feet early after going 5-for-5 from 3-point range in the first half, flashing his step-back and crossover jumpers.

**Florida State 90, Murray State 62**  
XL Center - March 23, 2019

Murray St.	Min	FG	3FG	FT	O-D	Reb	F	A	T	B	S	Pts.
Williams	24	0-1	0-0	0-0	3-2	5	2	1	2	0	2	0
Cowert	31	4-13	0-1	3-4	2-2	4	2	1	1	1	2	11
Brown	35	2-7	1-6	0-0	0-2	2	2	1	3	0	2	5
Buchanan	36	4-11	1-3	3-4	0-3	3	2	0	2	0	0	12
Morant	38	8-21	5-6	7-9	2-3	5	0	4	2	1	2	28
Sanchious	10	0-1	0-0	0-0	0-1	1	0	0	1	0	0	0
Gilmore	11	2-4	0-0	0-0	2-1	3	0	0	1	0	0	4
Eaves	9	0-1	0-0	0-0	0-0	0	0	0	0	0	0	0
Davis	2	0-1	0-1	1-2	0-2	2	0	0	1	0	0	1
Whitley	2	0-0	0-0	0-0	0-0	0	0	0	0	0	0	0
Johnson	2	0-1	0-1	1-2	1-0	1	0	0	0	0	0	1
Team					3-4	7						
Totals	200	20-61	7-18	15-21	13-20	33	8	7	13	2	8	62

Fl. State	Min	FG	3FG	FT	O-D	Reb	F	A	T	B	S	Pts.
Gray	24	3-7	3-4	2-2	1-2	3	1	1	2	0	5	11
Koumadje	16	3-5	0-0	0-0	4-5	9	3	0	2	1	0	6
Forrest	35	4-6	0-0	0-0	0-2	2	0	5	3	0	2	8
Mann	30	7-11	0-1	4-5	3-5	8	2	6	2	0	0	18
Walker	20	0-5	0-3	0-0	1-5	6	2	3	3	0	1	0
Kabengele	23	10-12	2-2	0-0	2-5	7	2	0	0	3	1	22
Vassell	9	1-3	1-2	0-0	0-1	1	0	2	0	1	0	3
Savoy	11	3-9	3-8	0-0	0-0	0	1	0	0	0	0	9
Polite	14	3-4	2-2	1-2	2-2	4	2	3	0	0	1	9
Wilkes	10	1-3	0-2	0-0	0-1	1	1	0	0	1	1	2
Lindner	2	0-1	0-1	0-0	0-0	0	0	0	0	0	0	0
Light	2	0-1	0-1	0-0	0-0	0	0	0	0	0	0	0
Miles	2	0-2	0-1	0-0	0-0	0	2	0	0	0	0	0
Prieto	2	1-2	0-0	0-0	2-2	4	0	0	0	0	0	2
Team					0-0	0						
Totals	200	36-71	11-27	7-9	15-30	45	16	21	12	6	11	90

FG% - Murray State, .328, Florida State, .507 3FG% - Murray State, .389, Florida State, .407. FT% - Murray State, .714, Florida State, .778. Technical Fouls: Murray State -- None. Florida State -- None. Referees - Jamie Luckie, Bert Smith, Tony Chiazza. Attendance: 20,116

<b>Murray State</b>	<b>34</b>	<b>28</b>	<b>-</b>	<b>62</b>
<b>Florida State</b>	<b>50</b>	<b>40</b>	<b>-</b>	<b>90</b>

### GAME 37 -- GONZAGA 72, FLORIDA STATE 58

ANAHEIM, Calif. -- Top-seeded Gonzaga beat Florida State 72-58 in a Sweet 16 rematch that moved Gonzaga to a regional final for the fourth time. Gonzaga went back to the Elite Eight for the second time in three years after Florida State ended the Bulldogs' last season a year ago. Gonzaga's Brandon Clarke had 15 points, 12 rebounds and five goal shots.

**Gonzaga 72, Florida State 58**  
Honda Center - March 28, 2019

Fl. State	Min	FG	3FG	FT	O-D	Reb	F	A	T	B	S	Pts.
Gray	20	0-2	0-1	0-0	0-6	6	2	1	3	1	2	0
Koumadje	12	4-4	0-0	0-0	1-2	3	4	0	2	0	0	8
Forrest	36	8-11	0-0	4-6	0-5	5	0	4	2	1	3	20
Mann	39	1-8	0-4	3-4	2-5	7	4	3	0	2	2	5
Walker	29	3-9	1-4	0-0	0-4	4	3	0	2	0	2	7
Kabengele	27	4-11	0-2	0-1	2-5	7	4	0	1	2	0	8
Savoy	18	2-8	2-7	0-0	0-0	0	0	0	1	0	0	6
Vassell	13	2-7	0-1	0-0	0-1	1	1	2	1	0	0	4
Polite	7	0-1	0-1	0-0	0-0	0	2	0	1	0	0	0
Team					2-1	3			1			
Totals	200	24-61	3-20	7-11	7-29	36	20	10	14	6	9	58

Gonzaga	Min	FG	3FG	FT	O-D	Reb	F	A	T	B	S	Pts.
Clarke	34	6-15	0-1	3-4	3-9	12	2	2	3	5	1	15
Hachimura	32	6-13	0-1	5-7	1-							



## 2018-19 RESULTS

### 2018-19 GAME-BY-GAME POINTS, REBOUNDS AND ASSISTS

Opponent	Cofer	Gray	Forrest	Savoy	Nichols	Polite	Mann	Miles
Florida	DNP	2-2-0	13-1-5	20-3-1	3-1-1	5-1-0	9-9-0	0-0-0
Tulane	DNP	2-0-2	13-7-5	14-1-0	0-1-1	5-1-1	21-10-3	DNP
Canisius	DNP	4-3-2	8-5-6	2-1-0	4-0-2	9-2-2	12-5-4	DNP
UAB	DNP	6-0-0	5-11-3	10-3-1	5-2-1	0-1-0	17-1-3	DNP
LSU	DNP	8-4-2	10-7-5	2-1-1	2-0-0	6-1-3	9-12-2	DNP
Villanova	DNP	7-2-0	11-2-1	3-1-0	6-0-0	5-1-2	9-5-1	DNP
Purdue	DNP	7-2-1	9-1-3	9-3-0	9-3-3	0-0-1	9-8-1	DNP
Troy	DNP	5-3-0	13-5-1	16-5-3	9-1-2	4-4-1	3-8-3	DNP
UConn	DNP	4-1-0	8-2-1	2-2-0	16-3-2	5-1-0	20-9-1	DNP
Southeast Missouri	0-0-0	2-2-0	23-8-4	0-0-1	13-4-2	2-4-2	5-6-2	0-0-0
North Florida	DNP	2-2-1	10-4-7	11-3-1	5-1-1	4-3-0	17-1-2	DNP
St. Louis	7-1-0	3-1-1	10-5-5	8-2-2	19-2-1	2-3-1	17-7-2	DNP
Winthrop	14-2-3	3-1-0	6-1-1	0-2-1	10-1-1	8-5-1	22-7-2	DNP
Virginia	9-4-1	2-4-0	1-4-2	8-1-0	5-1-1	5-2-0	0-2-0	DNP
Miami	7-6-2	6-3-3	6-6-1	10-1-0	13-1-3	0-0-0	7-6-2	DNP
Duke	21-7-0	0-2-0	5-3-6	10-3-1	0-1-0	0-0-0	9-5-4	DNP
Pittsburgh	5-3-0	4-4-1	19-9-3	5-0-0	2-2-1	0-1-0	9-5-1	DNP
Boston College	DNP	5-1-1	9-8-6	8-4-0	6-2-2	2-1-0	14-8-2	DNP
Clemson	DNP	7-2-0	7-5-3	4-2-1	16-1-4	0-0-0	9-8-5	DNP
Miami	4-1-1	2-2-0	4-4-6	7-2-1	1-1-2	2-0-1	10-10-4	DNP
Georgia Tech	5-3-1	4-2-0	9-6-3	6-2-0	0-0-3	0-4-1	12-7-1	DNP
Syracuse	11-3-3	3-2-1	2-4-10	7-0-1	2-3-5	DNP	22-9-3	0-0-0
Louisville	0-2-0	7-2-0	15-6-4	0-1-0	5-2-1	DNP	20-4-0	DNP
Wake Forest	13-5-3	1-1-1	7-1-4	11-0-0	2-1-5	5-2-0	7-5-6	1-0-0
Georgia Tech	8-7-1	0-3-2	0-3-3	3-0-1	9-1-2	0-1-0	7-8-1	0-1-0
Clemson	5-4-1	2-2-2	14-8-3	6-0-0	3-2-0	DNP	9-5-4	DNP
North Carolina	2-4-0	6-3-0	6-4-1	0-0-0	16-1-2	0-3-0	10-4-6	DNP
Notre Dame	0-4-0	DNP	8-0-4	3-1-0	5-1-2	0-2-0	8-6-3	DNP
NC State	8-5-0	1-4-2	13-6-3	0-0-0	6-3-0	DNP	11-4-3	DNP
Virginia Tech	11-3-0	2-5-0	7-3-4	6-0-0	5-2-2	DNP	14-6-4	DNP
Wake Forest	9-4-0	4-1-0	11-4-5	3-0-0	3-3-0	2-0-0	8-7-2	DNP
Virginia Tech	9-5-1	4-3-0	7-4-4	6-0-2	2-2-2	DNP	10-9-4	DNP
Virginia	11-2-1	4-1-0	10-6-3	0-0-0	14-5-3	DNP	2-3-2	DNP
Duke	4-1-0	3-1-2	9-2-3	5-0-0	0-2-1	0-0-0	12-8-1	DNP
Vermont	DNP	8-3-1	8-3-1	0-0-0	7-3-1	0-1-0	19-8-1	DNP
Murray State	DNP	11-3-1	8-2-5	9-0-0	DNP	9-4-3	18-8-6	0-0-0
Gonzaga	DNP	0-6-1	20-5-4	6-0-0	DNP	0-0-0	5-7-3	DNP



Opponent	Lindner	Light	Koumadje	Walker	Vassell	Kabengele	Wilkes	Prieto
Florida	0-0-0	0-0-0	9-5-0	10-2-3	3-1-1	5-1-0	2-3-0	0-0-0
Tulane	0-1-0	DNP	8-4-0	5-4-1	DNP	12-4-1	0-0-0	0-1-0
Canisius	DNP	DNP	8-9-0	12-4-2	10-1-0	18-6-1	6-1-0	DNP
UAB	DNP	DNP	12-9-0	5-3-3	9-3-1	10-3-0	2-1-0	DNP
LSU	DNP	DNP	6-4-0	21-5-1	0-0-1	15-4-0	DNP	DNP
Villanova	DNP	DNP	2-3-0	2-4-2	4-1-1	11-7-0	DNP	DNP
Purdue	DNP	DNP	7-3-1	13-2-1	3-1-0	7-2-1	0-0-0	DNP
Troy	DNP	DNP	6-4-0	14-2-2	0-2-0	10-7-2	3-0-0	DNP
UConn	DNP	DNP	7-11-1	2-1-1	DNP	15-3-0	DNP	DNP
Southeast Missouri	0-1-1	0-0-0	12-7-1	DNP	16-4-1	9-6-0	3-1-1	0-0-0
North Florida	DNP	DNP	10-5-0	7-1-2	5-6-3	24-7-0	0-1-0	DNP
St. Louis	DNP	DNP	3-4-0	0-0-0	4-1-1	8-7-0	0-0-0	DNP
Winthrop	DNP	DNP	6-8-1	DNP	8-2-0	10-2-1	DNP	DNP
Virginia	DNP	DNP	2-2-0	7-1-2	6-0-1	5-7-0	2-0-1	0-1-0
Miami	DNP	DNP	1-5-2	6-3-2	3-0-0	9-7-0	DNP	DNP
Duke	DNP	DNP	7-4-0	2-1-5	0-0-0	24-10-0	DNP	DNP
Pittsburgh	DNP	DNP	7-11-1	2-2-1	0-0-0	9-1-0	DNP	DNP
Boston College	DNP	DNP	0-1-0	12-2-1	0-0-0	26-9-0	0-0-0	DNP
Clemson	DNP	DNP	6-2-0	6-2-1	5-1-0	17-5-0	DNP	DNP
Miami	DNP	DNP	9-4-0	22-2-5	0-0-0	17-6-0	DNP	DNP
Georgia Tech	DNP	DNP	6-8-0	2-1-0	3-0-1	12-2-0	DNP	DNP
Syracuse	0-0-0	0-0-0	2-0-0	11-2-2	DNP	18-8-0	DNP	2-0-0
Louisville	DNP	DNP	15-6-4	0-1-0	DNP	22-7-0	DNP	DNP
Wake Forest	0-1-1	0-0-0	20-12-0	0-1-1	8-2-0	9-7-0	2-1-0	2-2-0
Georgia Tech	2-0-1	0-0-0	10-12-1	9-1-2	11-3-1	8-6-2	0-2-0	2-0-0
Clemson	DNP	DNP	10-7-0	9-1-2	0-0-0	19-11-0	DNP	DNP
North Carolina	DNP	DNP	6-4-0	2-1-2	3-1-2	8-6-0	0-0-0	0-0-0
Notre Dame	DNP	DNP	12-5-0	9-4-1	13-7-1	10-4-1	DNP	DNP
NC State	DNP	DNP	6-5-0	15-2-1	2-1-0	16-5-0	DNP	DNP
Virginia Tech	DNP	DNP	0-0-0	11-3-0	0-0-0	17-9-2	DNP	DNP
Wake Forest	DNP	DNP	8-10-0	6-4-2	4-1-2	7-9-0	DNP	DNP
Virginia Tech	DNP	DNP	3-5-0	3-2-0	14-0-1	7-8-0	DNP	DNP
Virginia	DNP	DNP	9-9-0	9-0-1	0-1-0	10-6-0	DNP	DNP
Duke	DNP	DNP	4-3-0	6-3-1	6-7-0	14-3-0	DNP	DNP
Vermont	DNP	DNP	6-3-0	5-1-2	2-4-0	21-10-0	DNP	DNP
Murray State	0-0-1	0-0-0	6-9-0	0-6-3	3-1-2	22-7-0	2-1-0	2-4-0
Gonzaga	DNP	DNP	8-3-0	7-4-0	4-1-2	8-7-0	DNP	DNP





## 18-19 GAME BY GAME TEAM STATISTICS

### 18-19 GAME STATS

Teams	FGM-A	Pct.	3PM-A	Pct.	FTM-A	Pct.	Ast	TO	Blk	Stl.	PF-D	OR-DR	Reb.	Half	Final
Florida Florida State	20-54 23-48	.370 .479	6-24 11-23	.250 .478	14-21 24-34	.667 .706	9 10	16 16	3 2	5 9	26-0 22-0	9-21 7-26	30 33	20 31	60 81
Florida State Tulane	29-60 23-52	.483 .442	6-19 8-23	.316 .348	16-24 15-24	.667 .625	14 16	14 18	4 4	8 4	21-0 22-0	13-24 8-21	37 29	39 35	80 69
Canisius Florida State	22-52 31-59	.423 .525	8-21 7-14	.381 .500	9-15 24-30	.600 .800	16 19	19 15	6 3	4 9	23-1 15-0	8-17 14-26	25 40	27 42	61 93
UAB Florida State	19-58 26-53	.328 .491	2-14 6-18	.143 .333	23-28 23-26	.821 .885	6 12	15 18	1 5	9 7	21-0 22-0	12-18 9-29	30 38	31 42	63 81
LSU Florida State	27-52 29-76	.519 .382	11-26 9-26	.423 .346	11-13 12-17	.846 .706	16 15	18 12	7 1	6 11	20-0 15-0	4-26 22-21	30 43	29 30	76 (OT) 79
Villanova Florida State	23-43 22-51	.535 .431	3-14 3-12	.214 .250	17-24 13-17	.708 .765	6 7	12 16	2 2	8 3	15-0 23-0	7-18 13-15	25 28	26 25	66 60
Purdue Florida State	22-51 24-55	.431 .436	11-30 8-28	.367 .286	17-25 17-20	.680 .850	11 12	20 17	0 3	5 6	19-0 24-0	10-22 8-21	32 29	32 44	72 73
Troy Florida State	23-52 29-69	.442 .420	5-19 10-29	.263 .345	16-18 15-20	.889 .750	10 14	22 17	5 3	8 9	17-0 18-0	5-26 16-26	31 42	28 37	67 83
Florida State UCONN	25-55 30-63	.455 .476	6-17 7-21	.353 .333	23-32 18-26	.719 .692	6 7	22 19	5 5	11 7	27-0 28-0	13-25 16-21	38 37	39 33	79 71
Southeast Missouri Florida State	25-59 31-62	.424 .500	14-37 7-26	.378 .269	4-10 16-25	.400 .640	14 15	11 15	1 5	6 6	21-0 13-0	7-21 17-29	28 46	34 34	68 85
North Florida Florida State	27-54 40-79	.500 .506	10-25 3-23	.400 .130	17-26 12-13	.654 .923	12 17	19 6	1 3	2 11	15-0 20-0	11-21 14-20	32 34	39 46	81 95
St. Louis Florida State	19-63 31-56	.302 .554	3-14 10-18	.214 .556	18-25 9-11	.720 .818	5 13	18 20	4 3	12 10	11-0 21-0	20-18 9-28	38 37	25 40	59 81
Winthrop Florida State	29-59 30-64	.492 .469	6-23 8-22	.261 .364	12-19 19-29	.632 .655	7 11	21 11	5 8	1 13	22-0 19-0	10-26 11-26	36 37	36 52	76 87
Florida State Virginia	15-44 21-52	.341 .404	6-23 7-16	.261 .438	16-27 16-18	.593 .889	8 12	15 11	6 2	9 4	19-0 16-0	8-24 9-27	32 36	23 42	52 65
Miami Florida State	20-54 27-64	.370 .422	4-18 6-26	.222 .231	18-22 8-13	.818 .615	10 15	12 9	0 3	3 7	15-0 20-0	8-23 11-27	31 38	29 33	62 68
Duke Florida State	30-65 25-62	.462 .403	11-24 8-25	.458 .320	9-15 20-24	.600 .833	14 16	14 17	3 7	7 8	15-0 14-0	15-19 17-22	34 39	38 39	80 78
Florida State Pitt	20-58 16-46	.345 .348	2-22 5-17	.091 .294	20-27 38-46	.741 .826	8 8	12 12	8 6	7 7	31-0 19-0	15-24 10-28	39 38	34 36	62 75
Florida State Boston College	28-67 27-55	.418 .491	8-25 13-21	.320 .619	18-24 20-28	.750 .714	12 16	9 14	4 4	4 6	25-0 20-0	16-22 12-27	38 39	46 36	82 87
Clemson Florida State	26-58 25-55	.448 .455	5-17 10-22	.294 .455	11-14 17-21	.786 .810	13 15	11 8	1 1	1 1	17-0 15-0	7-26 6-25	33 31	41 35	68 77
Florida State Miami	28-50 23-55	.560 .418	12-20 7-29	.600 .241	10-14 13-18	.714 .722	20 11	14 10	4 3	5 5	17-0 17-0	6-28 8-18	34 26	45 28	78 66
Georgia Tech Florida State	17-60 16-46	.283 .348	3-21 4-16	.143 .250	12-14 23-30	.857 .767	3 10	14 14	2 5	3 5	23-0 19-0	14-23 8-31	37 39	27 33	49 59
Florida State Syracuse	30-55 21-51	.545 .412	11-22 5-20	.500 .250	9-12 15-24	.750 .625	25 7	21 19	3 7	11 9	21-0 14-0	9-24 10-18	33 28	39 31	80 62
Louisville Florida State	25-52 23-61	.481 .377	12-28 7-23	.429 .304	13-16 27-36	.813 .750	12 6	23 8	1 2	1 11	28-0 21-0	9-27 14-20	36 34	31 25	75 (OT) 80
Wake Forest Florida State	22-57 35-62	.386 .565	11-25 10-26	.440 .385	11-17 8-16	.647 .500	13 21	9 9	3 6	3 7	16-0 16-0	6-21 12-31	27 43	31 38	66 88
Florida State Georgia Tech	25-64 16-59	.391 .271	9-30 8-23	.300 .348	10-14 7-11	.714 .636	17 9	14 14	6 3	7 7	17-0 10-0	10-40 6-32	50 38	34 23	69 47
Florida State Clemson	29-60 23-60	.483 .383	7-18 8-23	.389 .348	12-17 10-16	.706 .625	12 11	12 11	4 4	4 5	21-0 18-0	10-33 8-24	43 32	38 23	77 64
Florida State North Carolina	18-59 26-61	.305 .426	10-31 7-20	.323 .350	13-16 18-25	.812 .720	13 11	10 10	8 3	6 3	18-0 15-0	6-26 13-34	32 47	34 37	59 77
Notre Dame Florida State	22-56 25-56	.393 .446	8-21 6-19	.381 .316	9-13 12-17	.692 .706	9 12	9 14	4 4	10 3	14-0 12-0	6-20 13-27	26 40	33 33	61 68
NC State Florida State	24-59 26-54	.407 .481	9-19 3-13	.474 .231	16-21 23-30	.762 .767	7 9	12 16	1 9	9 4	26-0 18-0	11-19 11-26	30 37	30 35	73 78
Virginia Tech Florida State	22-53 22-58	.415 .379	8-27 10-36	.296 .278	12-15 19-22	.800 .864	11 12	14 7	0 1	3 6	21-2 15-0	7-30 8-24	37 32	33 19	64 (OT) 73
Florida State Wake Forest	24-56 16-61	.429 .262	6-21 3-17	.286 .176	11-21 22-29	.524 .759	11 4	9 8	6 0	6 4	23-0 21-1	11-33 16-29	44 35	24 31	65 57
Virginia Tech Florida State	26-59 22-57	.441 .386	4-19 12-31	.211 .387	7-13 9-11	.538 .818	9 14	7 17	3 3	3 5	12-0 14-0	6-24 11-32	30 43	24 26	63 (OT) 65
Florida State Virginia	26-46 22-53	.565 .415	6-16 5-24	.375 .208	11-15 10-13	.733 .769	10 8	13 8	3 2	3 5	16-0 17-0	9-26 7-13	35 20	35 31	69 59
Florida State Duke	20-63 27-55	.317 .491	8-20 2-14	.400 .143	15-16 17-21	.938 .810	8 11	12 13	5 6	5 8	16-0 17-0	12-21 10-29	33 39	36 36	63 73
Vermont Florida State	23-53 21-55	.434 .382	16-32 2-12	.500 .250	7-13 31-37	.538 .838	9 6	16 7	3 4	2 9	27-1 18-0	7-26 12-27	33 39	27 27	69 69
Murray State Florida State	20-61 36-71	.328 .507	7-18 11-27	.389 .407	15-21 7-9	.714 .778	7 21	13 12	2 6	8 11	8-0 16-0	13-20 15-30	33 45	34 50	62 90
Florida State Gonzaga	24-61 25-62	.393 .403	3-20 7-19	.150 .368	7-11 15-20	.636 .750	10 11	14 14	6 6	9 6	20-0 16-0	7-29 12-32	36 45	27 38	58 34



## 2018-19 INDIVIDUAL HIGHS

### 20 POINT GAMES

#### Terance Mann - 5

21 vs. Tulane; 20 vs. UConn; 22 vs. Winthrop; 22 vs. Syracuse; 20 vs. Louisville

#### Mfiondu Kabengele - 4

24 vs. North Florida; 24 vs. Duke; 26 vs. Boston College; 22 vs. Louisville; 21 vs. Vermont; 22 vs. Murray State

#### Chris Koumadje - 2

20 vs. West Florida; 20 vs. Wake Forest

#### Trent Forrest - 2

23 vs. Southeast Missouri; 20 vs. Gonzaga

#### M.J. Walker - 2

21 vs. LSU; 22 vs. Miami

#### P.J. Savoy - 1

20 vs. Florida

#### Phil Cofer - 1

21 vs. Duke

### 10 REBOUND GAMES

#### Christ Koumadje - 5

11 vs. UConn; 11 vs. Pittsburgh; 12 vs. Wake Forest; 12 vs. Georgia Tech; 10 vs. Wake Forest

#### Mfiondu Kabengele - 3

10 vs. Duke; 11 vs. Clemson; 10 vs. Vermont

#### Terance Mann - 3

10 vs. Tulane; 12 vs. LSU; 10 vs. Miami

#### Trent Forrest - 1

11 vs. UAB

### GAMES AS LEADING SCORER

#### Mfiondu Kabengele - 14

18 vs. Canisius; 11 vs. Villanova; 24 vs. North Florida; 24 vs. Duke; 26 vs. Boston College; 17 vs. Clemson; 12 vs. Georgia Tech; 22 vs. Louisville; 19 vs. Clemson; 16 vs. NC State; 17 vs. Virginia Tech; 14 vs. Duke; 21 vs. Vermont; 22 vs. Murray State

#### Terance Mann - 7

21 vs. Tulane; 17 vs. UAB; 20 vs. UConn; 22 vs. Winthrop; 9 vs. Virginia; 12 vs. Georgia Tech; 22 vs. Syracuse

#### Trent Forrest - 5

11 vs. Villanova; 23 vs. Southeast Missouri; 19 vs. Pittsburgh; 11 vs. Wake Forest; 20 vs. Gonzaga

#### David Nichols - 4

19 vs. Saint Louis; 13 vs. Miami; 16 vs. North Carolina; 14 vs. Virginia

#### Devin Vassell - 3

11 vs. Georgia Tech; 13 vs. Notre Dame; 14 vs. Virginia Tech

#### M.J. Walker - 3

21 vs. LSU; 13 vs. Purdue; 22 vs. Miami

#### Christ Koumadje - 2

20 vs. West Florida; 20 vs. Wake Forest

#### P. J. Savoy - 2

20 vs. Florida; 16 vs. Troy

#### Phil Cofer - 1

9 vs. Virginia

### GAMES AS LEADING REBOUNDER

#### Mfiondu Kabengele - 14

7 vs. Villanova; 7 vs. North Florida; 7 vs. Saint Louis; 7 vs. Virginia; 7 vs. Miami; 10 vs. Duke; 9 vs. Boston College; 7 vs. Louisville; 11 vs. Clemson; 6 vs. North Carolina; 9 vs. Virginia Tech; 10 vs. Vermont; 7 vs. Gonzaga

#### Terance Mann - 12

9 vs. Florida; 10 vs. Tulane; 12 vs. LSU; 8 vs. Purdue; 8 vs. Troy; 7 vs. Saint Louis; 8 vs. Clemson; 10 vs. Miami; 9 vs. Syracuse; 9 vs. Virginia Tech; 8 vs. Duke; 7 vs. Gonzaga

#### Christ Koumadje - 10

8 vs. West Florida; 9 vs. Canisius; 11 vs. UConn; 8 vs. Winthrop; 11 vs. Pittsburgh; 12 vs. Wake Forest; 12 vs. Georgia Tech; 10 vs. Wake Forest; 9 vs. Virginia; 9 vs. Murray State

#### Trent Forrest - 3

11 vs. UAB; 8 vs. Southeast Missouri; 6 vs. NC State

#### Devin Vassell - 1

7 vs. Notre Dame

### DOUBLE-DOUBLES:

#### Mfiondu Kabengele - 3

24 points and 10 rebounds vs. Duke; 19 points and 11 rebounds vs. Clemson; 21 points and 10 rebounds vs. Vermont

#### Christ Koumadje - 2

20 points and 12 rebounds vs. Wake Forest; 10 points and 12 rebounds vs. Georgia Tech

#### Terance Mann - 2

21 points and 10 rebounds vs. Tulane; 10 points and 10 rebounds vs. Miami

## 2018-19 ACC STANDINGS

STANDINGS	CONFERENCE			OVERALL							
	W	L	Pct	Home	Road	W	L	Pct	Home	Road	Neutral
Virginia	16	2	.889	8-1	8-1	33	3	.917	15-1	10-1	8-1
North Carolina	16	2	.889	7-2	9-0	29	7	.806	14-2	11-1	4-4
Duke	14	4	.778	7-2	7-2	32	6	.842	15-2	7-2	10-2
Florida State	13	5	.722	8-1	5-4	29	8	.784	15-1	6-4	8-3
Virginia Tech	12	6	.667	7-2	5-4	26	9	.743	14-2	5-5	7-2
Syracuse	10	8	.556	5-4	5-4	20	14	.588	13-6	6-4	1-4
Louisville	10	8	.556	6-3	4-5	20	14	.588	14-4	5-6	1-4
NC State	9	9	.500	5-4	4-5	24	12	.667	17-5	4-6	3-1
Clemson	9	9	.500	6-3	3-6	20	14	.588	14-5	4-6	2-3
Georgia Tech	6	12	.333	4-5	2-7	14	18	.438	11-7	3-9	0-2
Boston College	5	13	.278	4-5	1-8	14	17	.452	10-8	2-8	2-1
Miami	5	13	.278	5-4	0-9	14	18	.438	11-5	0-10	3-3
Wake Forest	4	14	.222	3-6	1-8	11	20	.355	8-8	1-10	2-2
Pittsburgh	3	15	.167	3-6	0-9	14	19	.424	11-7	0-11	3-1
Notre Dame	3	15	.167	2-7	1-8	14	19	.424	11-8	1-9	2-2

## 2019 ACSMA ALL-ACC

### ALL-ACC

#### FIRST TEAM

Zion Williamson, Duke, 350\*

RJ Barrett, Duke, 346

De'Andre Hunter, Virginia, 302

Cameron Johnson, North Carolina, 277

Kyle Guy, Virginia, 231

#### SECOND TEAM

Luke Maye, North Carolina, 221

Ky Bowman, Boston College, 188

Ty Jerome, Virginia, 177

Coby White, North Carolina, 171

Kerry Blackshear Jr., Virginia Tech, 170

#### THIRD TEAM

Jordan Nwora, Louisville, 135

Marquise Reed, Clemson, 129

Tyus Battle, Syracuse, 128

Nickeil Alexander-Walker, Virginia Tech, 72

John Mooney, Notre Dame, 71

#### HONORABLE MENTION

Mfiondu Kabengele, Florida State, 69

Cam Reddish, Duke, 37

Tre Jones, Duke, 18

Terance Mann, Florida State, 16

Elijah Thomas, Clemson, 10

#### ACC PLAYER OF THE YEAR

Zion Williamson, Duke, 49

RJ Barrett, Duke, 16

De'Andre Hunter, Virginia, 4

Ky Bowman, Boston College, 1

#### ACC FRESHMAN OF THE YEAR

Zion Williamson, Duke, 47

RJ Barrett, Duke, 21

Coby White, North Carolina, 2

### ACC COACH OF THE YEAR

Tony Bennett, Virginia, 30

Buzz Williams, Virginia Tech, 12

Roy Williams, North Carolina, 11

Leonard Hamilton, Florida State, 10

Chris Mack, Louisville, 7

### ACC DEFENSIVE PLAYER OF THE YEAR

De'Andre Hunter, Virginia, 46

Tre Jones, Duke, 19

David Skara, Clemson, 3

Trent Forrest, Florida State, 2

### ACC MOST IMPROVED PLAYER

Jordan Nwora, Louisville, 30

John Mooney, Notre Dame, 27

Cameron Johnson, North Carolina, 5

Mfiondu Kabengele, Florida State, 4

Kerry Blackshear Jr., Virginia Tech, 2

Chris Lykes, Miami, 2

### ACC SIXTH MAN OF THE YEAR

Mfiondu Kabengele, Florida State, 60

DJ Funderburk, NC State, 3

Jared Wilson-Frame, Pitt, 3

Nassir Little, North Carolina, 2

Braxton Key, Virginia, 2

### ACC ALL-DEFENSIVE TEAM

De'Andre Hunter, Virginia, 60

Tre Jones, Duke, 56

Zion Williamson, Duke, 53

Elijah Thomas, Clemson, 31

James Banks III, Georgia Tech, 29

### ACC ALL-FRESHMAN TEAM

Zion Williamson, Duke, 70\*

Coby White, North Carolina, 67

RJ Barrett, Duke, 66

Xavier Johnson, Pitt, 40

Tre Jones, Duke, 38





# **RECORDS AND HISTORY**



## RECORDS & LEADERS

### ALL-TIME INDIVIDUAL RECORDS

#### MOST POINTS

Game: 46, Ron King vs. Georgia Southern, Feb. 11, 1971  
 Season: 751, Toney Douglas, 2008-09  
 Career: 2,130, Bob Sura, 1991-95

#### MOST FIELD GOALS

Game: 21, Ron King vs. Georgia Southern, Feb. 11, 1971  
 Season: 262, Ron King, 1970-71  
 Career: 731, Bob Sura, 1991-95

#### MOST FIELD GOAL ATTEMPTS

Game: 37, Ham Wernke vs. Tampa, Feb. 14, 1953  
 Season: 558, Ron King, 1971-72  
 Career: 1,626, Bob Sura, 1991-95

#### BEST FIELD GOAL PERCENTAGE

Game: 1.000 (10-10), Tat Hunter vs. Tampa, Nov. 23, 1985;  
 (10-10), Douglas Edwards vs. UNC Asheville, Jan. 2, 1992  
 Season: .691 (237-343), Murray Brown, 1978-79  
 Career: .668 (566-847), Murray Brown, 1976-80

#### MOST 3-POINT FIELD GOALS MADE

Game: 10, George McCloud vs. La Salle, Feb. 23, 1989  
 Season: 115, George McCloud, 1988-89  
 Career: 255, James Collins, 1993-97

#### MOST 3-POINT FIELD GOALS ATTEMPTED

Game: 17, George McCloud vs. La Salle, Feb. 23, 1989  
 Season: 270, Tim Pickett, 2003-04  
 Career: 686, James Collins, 1993-97

#### BEST 3-POINT FIELD GOAL PERCENTAGE

Game: 1.000 (7-7), Sam Cassell vs. Tulane, March 20, 1993;  
 (7-7), James Collins vs. South Florida, Nov. 29, 1994  
 Season: .525 (32-61), Devon Bookert, 2012-13  
 Career: .457 (80-175), LaRae Davis, 1986-87

#### MOST FREE THROWS

Game: 22, Jim Oler at Rollins, Jan. 31, 1955;  
 Jim Oler vs. Morningside, Dec. 16, 1955  
 Season: 310, Jim Oler, 1955-56  
 Career: 761, Jim Oler, 1952-56

#### MOST FREE THROW ATTEMPTS

Game: 30, Jim Oler vs. Morningside, Dec. 16, 1955  
 Season: 380, Jim Oler, 1955-56  
 Career: 975, Jim Oler, 1952-56

#### BEST FREE THROW PERCENTAGE

Game: 1.000 (16-16), Bob Sura vs. South Florida, Nov. 29, 1994  
 Season: .895 (51-57), Ken Macklin, 1969-70  
 Career: .817 (161-197), Granville Arnold, 1983-85

#### MOST REBOUNDS

Game: 32, Rick Benson vs. Florida Southern, Jan. 7, 1955  
 Season: 456, Dave Cowens, 1967-68  
 Career: 1,340, Dave Cowens, 1967-70

#### MOST ASSISTS

Game: 16, Otto Petty vs. South Alabama, Feb. 19, 1972;  
 Tony William vs. Jacksonville, Feb. 12, 1983  
 Season: 227, Otto Petty, 1970-71  
 Career: 688, Delvon Arrington, 1999-02

#### MOST STEALS

Game: 9, Tony William vs. Memphis State, Feb. 26, 1983; Charlie Ward vs. South Carolina, March 2, 1991;  
 Bob Sura vs. Georgia Tech, March 2, 1995  
 Season: 97, Sam Cassell, 1992-93  
 Career: 238, Charlie Ward, 1990-94

#### MOST BLOCKED SHOTS

Game: 9, Andre Reid vs. Bethune-Cookman, Dec. 5, 1993;  
 Corey Louis vs. Maryland, Jan. 10, 1995  
 Season: 111, Rodney Dobard, 1992-93  
 Career: 240, Rodney Dobard, 1989-93

#### BEST SCORING AVERAGE

Season: 29.7, Jim Oler, 1955-56  
 Career: 23.2, Mitchell Wiggins, 1981-83

#### BEST REBOUNDING AVERAGE

Season: 17.5, Dave Cowens, 1968-69  
 Career: 17.2, Dave Cowens, 1967-70

### SCORING LEADERS

#### GAME

	Name	Date	Points
1.	Ron King vs. Georgia Southern	Feb. 11, 1971	46
2.	Al Thornton vs. Miami	March 3, 2007	45
3.	Hugh Durham vs. Stetson	Jan. 19, 1957	43
	Dave Fedor vs. Miami	Feb. 27, 1960	43
5.	Jim Oler vs. Morningside	Dec. 16, 1955	42
	Murray Brown at Auburn	Dec. 4, 1978	42
7.	Jim Oler vs. Georgia Teachers College	Jan. 14, 1956	41
8.	Pee Wee Barber vs. Miami	Feb. 26, 1987	40
9.	Ham Wernke vs. Tampa	Jan. 12, 1953	38
	Jim Oler vs. Troy State	Feb. 6, 1956	38
	Dave Fedor at Tampa	Feb. 26, 1962	38
	David Thompson vs. South Alabama	Jan. 22, 1977	38
	Tharon Mayes vs. Rhode Island	Dec. 29, 1989	38
14.	Dave Fedor vs. Rollins	Feb. 11, 1960	37
	Mitchell Wiggins vs. Florida	Jan. 11, 1982	37
	Mitchell Wiggins vs. South Carolina	Feb. 22, 1982	37
	Mitchell Wiggins vs. Memphis State	Feb. 26, 1983	37
	Ron Hale vs. Wake Forest	Jan. 4, 2000	37
19.	Hugh Durham at Georgia	Jan. 19, 1959	36
	Mitchell Wiggins at San Diego State	Dec. 29, 1982	36
	George McCloud at La Salle	Feb. 23, 1989	36
22.	Ham Wernke vs. Montana State	March 7, 1955	35
	Vernell Elzy vs. Biscayne	Dec. 3, 1970	35
	Reggie Royals vs. UC-Irvine	Jan. 30, 1971	35
	Benny Clyde at Oklahoma City	Dec. 30, 1972	35
	Larry Warren vs. Texas A&M	Jan. 4, 1974	35
	Alton Lee Gipson at Virginia Tech	March 3, 1984	35
	Pee Wee Barber vs. Memphis State	Feb. 11, 1987	35
	George McCloud at Jacksonville	Jan. 11, 1989	35
	Bob Sura at Duke	Jan. 22, 1994	35
	Xavier Rathan-Mayes at North Carolina	Jan. 24, 2015	35
	Xavier Rathan-Mayes at Miami	Feb. 25, 2015	35

#### SEASON AVERAGE

	Name	Year	Avg.
1.	Jim Oler	1955-56	29.7
2.	Mitchell Wiggins	1981-82	23.8
3.	Tharon Mayes	1989-90	23.3
4.	George McCloud	1988-89	22.8
5.	Ron King	1970-71	22.7
	Mitchell Wiggins	1982-83	22.7
7.	Hugh Durham	1958-59	21.9
8.	Toney Douglas	2008-09	21.9
9.	Murray Brown	1978-79	21.7
10.	Ham Wernke	1952-53	21.3
11.	Dave Fedor	1959-60	21.2
	Bob Sura	1993-94	21.2
13.	Jim Oler	1954-55	21.1
14.	Tony Dawson	1988-89	21.0
15.	Dave Fedor	1961-62	20.4
16.	Dave Cowens	1968-69	20.3
	Mickey Dillard	1979-80	20.3



Tharon Mayes scored his career-high of 38 points against Rhode Island on Dec. 29, 1989.



## SCORING LEADERS

### SCORING LEADERS

#### CAREER AVERAGE

	Name	Years	Games-Points	Avg.
1.	Mitchell Wiggins	1981-83	46-1067	23.2
2.	Dave Fedor	1959-62	72-1456	20.2
3.	Jim Oler	1952-56	91-1817	20.0
4.	Ron King	1970-73	64-1252	19.6
	Alton Lee Gipson	1983-85	61-1194	19.6
6.	Tony Dawson	1987-89	60-1161	19.4
7.	Ham Wernke	1951-55	73-1404	19.2
8.	Dave Cowens	1967-70	78-1479	19.0
9.	Hugh Durham	1956-59	73-1381	18.9
	Don Bates	1959-00	23-434	18.9
11.	Sam Cassell	1991-93	66-1211	18.3
12.	Pee Wee Barber	1986-87	59-1062	18.0
13.	Bob Sura	1991-95	119-2130	17.9
14.	Doug Edwards	1990-93	93-1604	17.2
15.	Reggie Royals	1970-73	84-1402	16.7
	Tim Pickett	2002-04	62-1038	16.7
	Dwayne Bacon	2016-17	69-1149	16.7
18.	Toney Douglas	2007-09	99-1655	16.7
18.	Larry Warren	1972-75	51-840	16.5
20.	Tharon Mayes	1987-90	77-1260	16.4

#### 500-POINT CLUB (ONE SEASON)

	Name	Year	Pts.
1.	Toney Douglas	2008-09	751
2.	Jim Oler	1955-56	742
3.	Al Thornton	2006-07	690
4.	George McCloud	1988-89	683
5.	Bob Sura	1992-93	675
6.	Sam Cassell	1992-93	641
7.	Mickey Dillard	1979-80	635
8.	Murray Brown	1978-79	629
9.	Tony Dawson	1988-89	627
10.	Alton Lee Gipson	1983-84	626
11.	Dwayne Bacon	2016-17	603
12.	Ron King	1970-71	589
13.	Murray Brown	1979-80	579
14.	Pee Wee Barber	1986-87	576
15.	Ron King	1971-72	573
	Bob Sura	1993-94	573
17.	Sam Cassell	1991-92	570
18.	Alton Lee Gipson	1984-85	568
	Doug Edwards	1992-93	568
20.	Tharon Mayes	1989-90	559
21.	Jim Oler	1954-55	549
22.	Harry Davis	1977-78	546
	George McCloud	1987-88	546
24.	Mitchell Wiggins	1982-83	544
25.	Tim Pickett	2003-04	543
26.	Dwayne Bacon	2015-16	536
27.	Tony Dawson	1987-88	534
28.	Dave Fedor	1959-60	530
29.	Malik Beasley	2015-16	529
30.	Doug Edwards	1990-91	524
	Toney Douglas	2007-08	524
32.	Mitchell Wiggins	1981-82	523
33.	Aaron Thomas	2013-14	522
34.	Irving Thomas	1989-90	519
35.	Mickey Dillard	1980-81	515
36.	James Collins	1996-97	514
37.	Ham Wernke	1954-55	512
	Doug Edwards	1991-92	512
39.	Hugh Durham	1956-57	509
40.	Dave Cowens	1967-68	508
	Dave Cowens	1968-69	508
42.	Hugh Durham	1958-59	504
43.	Bob Sura	1994-95	502
44.	Reggie Royals	1971-72	501
45.	David Thompson	1976-77	500

#### 1,000-POINT CLUB (CAREER)

	Name	Years	Games	FG	FT	Pts.	Avg.
1.	Bob Sura	1991-95	119	731	454	2130	17.9
2.	Jim Oler	1952-56	91	528	761	1817	20.0
3.	James Collins	1993-97	112	645	267	1793	16.0
4.	Mickey Dillard	1976-81	115	643	448	1734	15.1
5.	Toney Douglas	2007-09	99	560	357	1655	16.7
6.	Doug Edwards	1990-93	93	621	332	1604	17.2
7.	George McCloud	1985-89	117	529	315	1574	13.5
8.	Michael Snaer	2010-13	134	529	306	1560	11.6
9.	Al Thornton	2003-07	124	546	366	1521	12.3
10.	Harry Davis	1974-78	108	640	234	1514	14.0
11.	Dave Cowens	1967-70	78	582	315	1479	18.9
12.	Murray Brown	1976-80	106	566	338	1470	13.9
13.	Dave Fedor	1959-62	72	585	286	1456	20.2
14.	Randy Allen	1983-87	115	592	254	1438	12.5
15.	Ham Wernke	1951-55	73	505	396	1404	19.2
16.	Reggie Royals	1970-73	84	580	242	1402	16.7
	Okaro White	2011-14	139	466	401	1402	10.1
18.	Hugh Durham	1956-59	73	470	441	1381	18.9
19.	Chuck Graham	1989-94	118	503	216	1337	11.3
20.	Terance Mann	2016-19	140	505	258	1322	9.4
21.	Jason Rich	2005-08	129	510	236	1315	10.2
22.	David Thompson	1975-78	83	571	147	1289	15.5
23.	Tharon Mayes	1987-90	77	466	200	1260	16.4
24.	Ron King	1970-73	64	542	168	1252	19.6
25.	Ron Hale	1996-00	120	423	279	1236	10.3
26.	Xavier Rathan-Mayes	2015-17	100	430	148	1235	12.4
27.	Sam Cassell	1991-93	66	440	223	1211	18.3
28.	Alton Lee Gipson	1983-85	61	496	202	1194	19.6
29.	Delvon Arrington	1998-02	118	413	227	1173	9.9
30.	Jeff Hogan	1966-69	79	466	232	1164	14.7
31.	Tony Dawson	1987-89	60	453	229	1161	19.4
32.	Dwayne Bacon	2016-17	69	418	214	1149	16.7
33.	Gary Schull	1963-66	76	408	326	1142	15.0
34.	Corey Louis	1994-98	107	447	232	1127	10.5
35.	Devon Bookert	2013-16	131	359	214	1120	8.5
36.	Lawrence McCray	1971-74	84	492	127	1111	13.2
37.	Larry Warren	1973-76	78	473	162	1108	14.2
38.	Michael Polite	1987-91	99	381	297	1070	10.8
39.	Mitchell Wiggins	1981-83	46	439	189	1067	23.2
40.	Pee Wee Barber	1985-87	59	395	200	1062	18.0
41.	Rodney Dobard	1989-93	122	456	146	1058	8.7
42.	Isaiah Swann	2004-08	120	369	143	1053	8.8
43.	Tim Pickett	2002-04	62	352	140	1038	16.7
44.	LaMarr Greer	1994-98	117	364	171	1022	8.7
46.	Tom McLaughlin	1948-52	92	409	201	1019	11.1
46.	Wayne Smalls	1973-77	104	457	102	1016	9.8
47.	Ray Swain	1959-62	72	403	194	1000	13.9



Al Thornton is the ninth all-time leading scorer in school history with 1,521 career points. He was inducted into the Florida State Athletics Hall of Fame in 2018.



## 1,000 POINT SCORERS



**1**

**BOB SURA**

**GUARD | 6-5 | 200 | WILKES-BARRE, PA**

**2,130 PTS.**

Bob Sura tallied 2,130 points during his four seasons at FSU to become the program's all-time leading scorer. After being named ACC Rookie of the Year as a freshman, he went on to become the first player in Florida State history to be named First Team All-ACC. He was selected with the 17th overall pick in the 1995 NBA Draft by the Cleveland Cavaliers. He played 11 seasons in the NBA, including stints with Cleveland (1995-2000), Golden State (2000-03), Detroit (2003-04), Atlanta (2004) and Houston (2004-05). His #3 jersey was retired by Florida State in 2007.

Year	G	FG-FGA	PCT	FT-FTA	PCT	RB-AVG	PTS-AVG
1991-92	31	124-269	.461	94-150	.627	107-3.5	380-12.3
1992-93	34	241-533	.452	120-188	.638	209-6.1	675-19.9
1993-94	27	202-431	.469	117-179	.654	213-7.9	573-21.2
1994-95	27	164-393	.417	123-179	.687	185-6.9	502-18.6
<b>Totals</b>	<b>119</b>	<b>731-1,626</b>	<b>.450</b>	<b>454-696</b>	<b>.652</b>	<b>714-6.0</b>	<b>2,130-17.9</b>



**5**

**TONEY DOUGLAS**

**GUARD | 6-2 | 205 | JONESBORO, GA**

**1,655 PTS.**

Toney Douglas earned All-American Third Team and All-ACC First Team honors during his senior season in leading the Seminoles to the NCAA Tournament for the first time since 1998 and into the championship game of the ACC Tournament for the first time in school history in 2009. He was named the ACC Defensive Player of the Year and was the ACC Player of the Year runner-up as he led the ACC in scoring with a single-season school record 751 points. Douglas was selected by the Los Angeles Lakers in the first round of the 2009 NBA Draft and traded to the New York Knicks on draft night.

Year	G	FG-FGA	PCT	FT-FTA	PCT	RB-AVG	PTS-AVG
2006-07	30	143-301	.475	63-80	.788	82-2.7	380-12.7
2007-08	34	178-414	.430	106-131	.809	108-3.2	524-15.4
2008-09	35	239-536	.446	188-232	.810	137-3.9	751-21.5
<b>Totals</b>	<b>99</b>	<b>560-1,251</b>	<b>.448</b>	<b>357-443</b>	<b>.806</b>	<b>327-3.3</b>	<b>1,655-16.7</b>



**2**

**JIM OLER**

**GUARD | 5-11 | 180 | ECONOMY, IN**

**1,817 PTS.**

After setting the mark as one of the first members of the 1,000-point club, Jim Oler held the top spot on the all-time scoring list for 39 years before passing the torch to Bob Sura. Oler still holds the single-season record for points in a season with 743. He also holds most of the Florida State free throw records including single game (22), single season (311) and career (762). Oler's career scoring average still ranks as third-best in Florida State history.

Year	G	FG-FGA	PCT	FT-FTA	PCT	RB-AVG	PTS-AVG
1952-53	20	52-139	.374	90-118	.763	—	194-9.7
1953-54	20	96-280	.343	140-188	.745	—	332-16.6
1954-55	26	164-414	.396	221-289	.765	76-2.9	549-21.1
1955-56	25	216-470	.460	311-380	.818	136-5.4	742-29.7
<b>Totals</b>	<b>91</b>	<b>528-1,303</b>	<b>.405</b>	<b>761-975</b>	<b>.781</b>	<b>—</b>	<b>1,817-20.0</b>



**6**

**DOUG EDWARDS**

**FORWARD | 6-9 | 220 | MIAMI, FL**

**1,604 PTS.**

Having received Florida's Mr. Basketball honors in 1989, Doug Edwards was touted as the best high school player in the history of the state. In only three seasons, he moved himself into the sixth position on the FSU all-time scoring list and is the only player in school history to score more than 500 points in three consecutive seasons. Edwards began his professional career with the Atlanta Hawks who drafted him in the first round in 1993. He was inducted into the FSU Athletics Hall of Fame in 2008.

Year	G	FG-FGA	PCT	FT-FTA	PCT	RB-AVG	PTS-AVG
1990-91	32	200-385	.519	112-158	.709	227-7.1	524-16.4
1991-92	30	197-385	.512	106-142	.747	271-9.0	512-17.1
1992-93	31	224-424	.528	114-158	.722	290-9.4	568-18.3
<b>Totals</b>	<b>93</b>	<b>621-1,194</b>	<b>.520</b>	<b>332-458</b>	<b>.725</b>	<b>788-8.5</b>	<b>1,604-17.2</b>



**3**

**JAMES COLLINS**

**GUARD | 6-4 | 196 | JACKSONVILLE, FL**

**1,793 PTS.**

James Collins' distinguished FSU career came to an end in 1997 with 1,793 points. Collins also ranks among the Seminoles' all-time top 10 in five other categories including field goals, field goal attempts, 3-pointers, 3-point attempts and steals.

Year	G	FG-FGA	PCT	FT-FTA	PCT	RB-AVG	PTS-AVG
1993-94	27	110-270	.407	39-57	.684	104-3.9	298-11.0
1994-95	27	181-354	.511	72-164	.439	116-4.3	487-18.0
1995-96	27	172-412	.417	81-120	.675	121-4.5	494-18.3
1996-97	31	182-397	.458	75-112	.670	158-5.1	514-16.6
<b>Totals</b>	<b>112</b>	<b>645-1,433</b>	<b>.450</b>	<b>267-453</b>	<b>.589</b>	<b>499-4.5</b>	<b>1,793-16.0</b>



**7**

**GEORGE McCLOUD**

**GUARD | 6-6 | 205 | DAYTONA BEACH, FL**

**1,574 PTS.**

A seldom-used forward in his first two seasons, George McCloud made the transition to guard with ease and instantly made his mark. This deadly accurate 3-point shooter holds both FSU's single-game (10) and single-season (115) 3-point shooting records. Winning All-Metro Conference honors his junior year, McCloud became a serious NBA prospect and was the first round pick of the Indiana Pacers in 1989. McCloud was Florida State's first NBA Draft Lottery selection.

Year	G	FG-FGA	PCT	FT-FTA	PCT	RB-AVG	PTS-AVG
1985-86	27	42-87	.483	31-49	.633	49-1.8	115-4.4
1986-87	30	87-197	.442	42-68	.618	126-4.2	230-7.7
1987-88	30	193-403	.479	88-112	.786	111-3.7	546-18.2
1988-89	30	207-462	.448	154-176	.875	109-3.6	683-22.8
<b>Totals</b>	<b>117</b>	<b>529-1,149</b>	<b>.460</b>	<b>315-405</b>	<b>.778</b>	<b>395-3.4</b>	<b>1,574-13.5</b>



**4**

**MICKEY DILLARD**

**GUARD | 6-3 | 170 | DANIA, FL**

**1,734 PTS.**

Mickey Dillard overcame a broken leg during his junior season to rank fifth on FSU's all-time scoring list. Dillard was drafted by the Atlanta Hawks after his junior year but returned for his senior season to total 1,734 points in his FSU career. Dillard was selected by Cleveland in the third round of the 1981 NBA Draft.

Year	G	FG-FGA	PCT	FT-FTA	PCT	RB-AVG	PTS-AVG
1976-77	25	53-110	.482	40-61	.656	29-1.2	146-5.8
1977-78	29	153-282	.543	92-119	.773	74-2.6	398-13.7
1978-79	2	13-26	.500	14-16	.875	8-4.0	40-20.0
1979-80	31	242-458	.528	151-197	.766	130-4.2	635-20.5
1980-81	28	182-372	.489	151-190	.795	98-3.5	515-18.4
<b>Totals</b>	<b>115</b>	<b>643-1,248</b>	<b>.515</b>	<b>448-583</b>	<b>.768</b>	<b>339-2.9</b>	<b>1,734-15.1</b>



**8**

**MICHAEL SNAER**

**GUARD | 6-5 | 205 | MORENO VALLEY, CALIF.**

**1,560 PTS.**

A three-time All-ACC and two-time ACC All-Defensive Team selection who finished his career ranked eighth in school history in scoring with 1,560 career points. Named to the All-ACC Second Team as a junior, to the All-ACC Third Team as a senior and to the All-ACC Freshman team in his first season as a Seminole. Named to the 2013 Lefty Driesell Defensive All-American Team and the winner of the Everett Case Award as the Most Valuable Player of the 2012 ACC Tournament in leading the Seminoles to the first ACC Championship in school history. Recognized as the all-time NCAA leader with six career buzzer-beating, game-winning shots during his career.

Year	G	FG-FGA	PCT	FT-FTA	PCT	RB-AVG	PTS-AVG
2009-10	32	101-230	.439	57-87	.655	85-2.7	282-8.8
2010-11	34	106-265	.400	45-58	.776	92-2.7	300-8.8
2011-12	35	167-383	.436	88-104	.846	132-3.8	489-14.0
2012-13	33	155-365	.425	116-142	.817	147-4.5	489-14.8
<b>Totals</b>	<b>134</b>	<b>529-1,243</b>	<b>.426</b>	<b>306-391</b>	<b>.783</b>	<b>459-3.4</b>	<b>1,560-11.6</b>



## 1,000 POINT SCORERS



### 9

**AL THORNTON**

**1,521 PTS.**

**FORWARD | 6-8 | 232 | PERRY, GA**

Earning All-America Third Team honors by the Associated Press in 2006-07, Al Thornton was also an All-ACC First Team selection and voted as the ACC Player of the Year runner-up. He enjoyed one of the top senior years in school and ACC history during the 2006-07 season. The second player in school history to earn mention on the first, second or third team All-America teams by the Associated Press and the first Seminole since the 1989 season to earn All-America honors of third team or better, Thornton was a unanimous selection to the All-ACC First Team—only the third Seminole (Bob Sura in 1993-94 and Tim Pickett in 2003-04) to receive such an honor. Thornton was also a finalist for the Wooden, Naismith and Rupp Awards as the nation's best collegiate player his senior season.

Year	G	FG-FGA	PCT	FT-FTA	PCT	RB-AVG	PTS-AVG
2003-04	30	30-58	.517	21-42	.500	54-1.8	84-2.8
2004-05	29	101-186	.543	57-106	.538	128-4.4	263-9.1
2005-06	30	171-330	.518	122-164	.744	208-6.9	484-16.1
2006-07	35	244-460	.530	166-210	.790	251-7.2	690-19.7
<b>Totals</b>	<b>124</b>	<b>546-1,034</b>	<b>.528</b>	<b>366-522</b>	<b>.701</b>	<b>641-5.2</b>	<b>1,521-12.3</b>



### 13

**DAVE FEDOR**

**1,456 PTS.**

**FORWARD | 6-6 | 192 | ZEPHYRHILLS, FL**

A left-hander known for his ability to do almost anything on the court with either hand, Dave Fedor led the Seminoles as co-captain in both his junior and senior seasons. Fedor's hard work and consistency were evidenced by his streak of 49 consecutive games scoring in double figures. He became the first FSU player ever picked in the NBA Draft when he was selected by Philadelphia in 1962. His jersey was honored at Florida State in 2012.

Year	G	FG-FGA	PCT	FT-FTA	PCT	RB-AVG	PTS-AVG
1959-60	25	214-453	.472	102-131	.779	400-16.0	530-21.2
1960-61	24	185-365	.507	86-107	.804	336-14.0	456-19.0
1961-62	23	186-356	.522	98-125	.784	233-10.1	470-20.4
<b>Totals</b>	<b>72</b>	<b>585-1,174</b>	<b>.498</b>	<b>286-363</b>	<b>.788</b>	<b>969-13.5</b>	<b>1,456-20.2</b>



### 10

**HARRY DAVIS**

**1,514 PTS.**

**FORWARD/CENTER | 6-7 | 220 | CLEVELAND, OH**

Gathering the most mileage of possibly any other Seminole, Harry Davis played in several international competitions including a stop in Moscow, Russia. Davis won Seminole MVP honors as a sophomore and senior. Davis returned to his hometown to play professional ball with the Cleveland Cavaliers.

Year	G	FG-FGA	PCT	FT-FTA	PCT	RB-AVG	PTS-AVG
1974-75	26	104-185	.562	27-41	.672	147-5.7	235-9.0
1975-76	27	143-224	.638	45-71	.634	167-6.2	331-12.3
1976-77	27	176-310	.567	50-92	.543	212-7.8	402-14.8
1977-78	28	217-376	.577	112-178	.629	208-7.4	546-19.5
<b>Totals</b>	<b>108</b>	<b>640-1,095</b>	<b>.584</b>	<b>234-382</b>	<b>.613</b>	<b>734-6.8</b>	<b>1,514-14.0</b>



### 14

**RANDY ALLEN**

**1,438 PTS.**

**FORWARD | 6-7 | 222 | MILTON, FL**

Milton, Florida, native Randy Allen was one of the most dependable players in FSU history. Allen averaged at least 12.0 points and 6.0 rebounds per game his last three years. He was twice named All-Metro and is also a member of Florida State's 500-Board Club.

Year	G	FG-FGA	PCT	FT-FTA	PCT	RB-AVG	PTS-AVG
1983-84	30	109-211	.517	37-73	.507	148-4.9	255-8.5
1984-85	28	187-352	.531	62-101	.614	190-6.8	436-15.6
1985-86	27	152-330	.461	67-112	.598	163-6.2	371-13.7
1986-87	30	144-312	.462	88-127	.693	235-7.8	376-12.5
<b>Totals</b>	<b>115</b>	<b>592-1,205</b>	<b>.491</b>	<b>254-413</b>	<b>.615</b>	<b>736-6.4</b>	<b>1,438-12.5</b>



### 11

**DAVE COWENS**

**1,479 PTS.**

**CENTER | 6-9 | 220 | NEWPORT, KY**

Honored as one of the 50 greatest players in NBA history, Dave Cowens is arguably the single greatest player in Florida State history. While at FSU, he averaged 18.9 points and 17.2 rebounds per game while shooting 52 percent from the field. Cowens also owns most Seminole rebounding records including rebounds in a season (456) and career rebounds (1,340). His talent caught the eye of the Boston Celtics who selected him fourth overall in the 1970 NBA Draft. During his rookie season with the Celtics he averaged 17 points and 15 rebounds per game and won NBA Rookie of the Year honors. In 1973 he took home both the All-Star MVP and League MVP trophies. Cowens' intensity and desire earned him seven all-star appearances and two championship rings with the Celtics in 1974 and 1976 and in 1991, an induction into the Basketball Hall of Fame.

Year	G	FG-FGA	PCT	FT-FTA	PCT	RB-AVG	PTS-AVG
1967-68	27	206-383	.538	96-131	.733	456-17.0	508-18.8
1968-69	25	202-384	.526	104-164	.634	437-17.5	508-20.3
1969-70	26	174-355	.490	115-169	.676	447-17.2	463-17.8
<b>Totals</b>	<b>78</b>	<b>582-1,122</b>	<b>.520</b>	<b>315-464</b>	<b>.679</b>	<b>1,340-17.2</b>	<b>1,479-18.9</b>



### 15


**HAM WERNKE**

**1,404 PTS.**

**GUARD | 6-0 | 170 | BATESVILLE, IN**

Paul 'Ham' Wernke was one of the best perimeter shooters in the early days of the FSU program. He averaged in double figures in each of his four seasons and at least 18 points in his last three seasons. Wernke has been ranked among the Seminoles' all-time scoring leaders for more than 60 years. He is ranked 15th in career scoring in Seminole history with 1,404 points, despite playing from 1951-55. Wernke's 38 points versus Tampa still ranks in the top ten all-time for Seminole single game scoring. He was a three-time Helms Foundation Third Team NAIA All-American (1953-55). He was elected into the FSU Hall of Fame in 1982.

Year	G	FG-FGA	PCT	FT-FTA	PCT	RB-AVG	PTS-AVG
1951-52	5	20-71	.282	17-23	.739	55-11.0	57-11.4
1952-53	22	167-422	.396	134-193	.694	—	468-21.3
1953-54	20	128-354	.362	113-148	.746	—	369-18.5
1954-55	26	190-461	.412	132-169	.781	130-5.0	512-19.7
<b>Totals</b>	<b>73</b>	<b>505-1,308</b>	<b>.385</b>	<b>396-533</b>	<b>.743</b>	<b>—</b>	<b>1,404-19.2</b>



### 12

**MURRAY BROWN**

**1,470 PTS.**

**FORWARD | 6-8 | 205 | TAMPA, FL**

Known as "Mule" by his coaches for his hard work and determination, Murray Brown led the nation in field goal shooting percentage in the 1978-79 season with a .691 percentage. Brown also holds the distinction as FSU's most accurate shooter ever with a .668 career field goal percentage. This All-Metro Conference performer was selected by the Cleveland Cavaliers in the 1980 NBA Draft.

Year	G	FG-FGA	PCT	FT-FTA	PCT	RB-AVG	PTS-AVG
1976-77	18	38-50	.760	18-28	.642	48-2.7	94-5.2
1977-78	28	61-98	.622	46-65	.707	111-3.9	168-6.0
1978-79	29	237-343	.691	155-218	.711	242-8.3	629-21.7
1979-80	31	230-356	.646	119-172	.691	238-7.6	579-18.7
<b>Totals</b>	<b>106</b>	<b>566-847</b>	<b>.668</b>	<b>338-483</b>	<b>.700</b>	<b>639-6.1</b>	<b>1,470-13.9</b>



### 16

**REGGIE ROYALS**

**1,402 PTS.**

**FORWARD | 6-10 | 200 | WHITEVILLE, NC**

Helping lead the charge for a national title in 1972, Reggie Royals was an exceptional outside shooter for a player of his size. Nicknamed the "Tree" by his teammates, Royals grabbed over 300 rebounds in three consecutive seasons. He is FSU's second leading career rebounder, behind Dave Cowens, with 1,006. Royals took his talents to Philadelphia as one of their 1973 draft selections.

Year	G	FG-FGA	PCT	FT-FTA	PCT	RB-AVG	PTS-AVG
1970-71	26	191-384	.497	89-122	.730	390-15.0	471-18.1
1971-72	32	196-415	.472	109-159	.686	351-11.0	501-15.7
1972-73	26	193-382	.510	44-68	.647	265-10.2	430-16.5
<b>Totals</b>	<b>84</b>	<b>580-1,181</b>	<b>.491</b>	<b>242-349</b>	<b>.693</b>	<b>1,006-12.0</b>	<b>1,402-16.7</b>



## 1,000 POINT SCORERS



**16**

**OKARO WHITE**

**1,402 PTS.**

Forward | 6-8 | 204 | CLEARWATER, FL

One of the most athletically gifted players to play at Florida State. Finished his career ranked among the Seminoles' top 25 career leaders in scoring (1,402 career points), rebounding (704), blocked shots (107), free throws made (401), free throws attempted (502), free throw percentage (.799), games played (139, first) and games started (94).

Year	G	FG-FGA	PCT	FT-FTA	PCT	RB-AVG	PTS-AVG
2010-11	34	71-160	.444	72-87	.828	107-3.1	223-6.6
2011-12	35	91-191	.476	76-101	.752	153-4.4	269-7.7
2012-13	34	138-270	.511	119-146	.815	201-5.9	420-12.4
2013-14	36	166-323	.514	134-168	.798	243-6.8	490-13.6
<b>Totals</b>	<b>139</b>	<b>466-944</b>	<b>.494</b>	<b>401-502</b>	<b>.799</b>	<b>704-5.1</b>	<b>1,402-10.1</b>



**22**

**DAVID THOMPSON**

**1,289 PTS.**

FORWARD | 6-8 | 195 | BOSTON, MA

After transferring from Lake City Junior College, David Thompson made an immediate impact for the Seminoles, making the All-Tournament team in the IPTAY, Cable Car and Vermont Classics in 1976-77. His trademark fall-away jump shot helped him score 1,289 points in his FSU career. Thompson was drafted by Buffalo in 1978.

Year	G	FG-FGA	PCT	FT-FTA	PCT	RB-AVG	PTS-AVG
1975-76	27	166-356	.466	58-78	.744	203-7.5	390-14.4
1976-77	27	230-495	.464	40-69	.579	205-7.5	500-18.5
1977-78	29	175-362	.483	49-69	.710	211-7.2	399-13.7
<b>Totals</b>	<b>83</b>	<b>571-1,213</b>	<b>.471</b>	<b>147-216</b>	<b>.681</b>	<b>620-7.5</b>	<b>1,289-15.5</b>



**18**

**HUGH DURHAM**

**1,381 PTS.**

GUARD | 5-11 | 160 | LOUISVILLE, KY

After leading the Seminoles as a player in the '50s, Hugh Durham returned to lead the Seminoles as their head coach in the '60s and '70s. As a player, Durham ranks third in points scored in a single game (43) and also scored more than 500 points in two seasons. During Durham's coaching career at FSU, he led the Seminoles to three NCAA Tournament appearances including a national title game appearance in 1972 and an amazing career winning percentage of .708.

Year	G	FG-FGA	PCT	FT-FTA	PCT	RB-AVG	PTS-AVG
1956-57	26	177-438	.404	155-213	.728	116-4.5	509-19.6
1957-58	24	122-377	.324	124-155	.800	93-3.9	368-13.3
1958-59	23	171-415	.412	162-201	.806	86-3.7	504-21.9
<b>Totals</b>	<b>73</b>	<b>470-1,230</b>	<b>.382</b>	<b>441-569</b>	<b>.775</b>	<b>295-4.0</b>	<b>1,381-18.9</b>



**23**

**THARON MAYES**

**1,260 PTS.**

GUARD | 6-3 | 175 | NEW HAVEN, CT

A defensive terror because of his lightning-quick hands, Tharon Mayes had 132 steals in his career with Florida State. In the 1989-90 season, Mayes averaged 23.3 points, which is the third-best season scoring average in the FSU record book. Mayes is currently playing professional basketball in Europe.

Year	G	FG-FGA	PCT	FT-FTA	PCT	RB-AVG	PTS-AVG
1987-88	30	142-299	.475	66-90	.733	83-2.8	396-13.2
1988-89	23	126-229	.550	29-39	.744	53-2.3	305-13.3
1989-90	24	198-414	.478	105-126	.833	81-3.4	559-23.3
<b>Totals</b>	<b>77</b>	<b>466-942</b>	<b>.495</b>	<b>200-255</b>	<b>.784</b>	<b>217-2.8</b>	<b>1,260-16.4</b>



**19**

**CHUCK GRAHAM**

**1,337 PTS.**

GUARD | 5-11 | 160 | LOUISVILLE, KY

With an explosive vertical leap of 41 inches, Chuck Graham was one of the most acrobatic players to ever wear a Seminole uniform. Despite missing a year due to a knee injury suffered three minutes into his senior season opener, Graham was granted a medical hardship and returned to be a major contributor to the Seminoles' '93-94 campaign.

Year	G	FG-FGA	PCT	FT-FTA	PCT	RB-AVG	PTS-AVG
1989-90	31	126-269	.468	51-69	.739	110-3.5	314-10.1
1990-91	32	131-306	.428	52-73	.712	86-2.7	350-10.9
1991-92	30	143-324	.441	69-85	.812	105-3.5	391-13.0
1992-93	1	0-1	.000	0-0	.000	1-1.0	0-1.0
1993-94	24	103-247	.417	44-58	.759	84-3.5	282-11.8
<b>Totals</b>	<b>118</b>	<b>503-1,147</b>	<b>.439</b>	<b>216-285</b>	<b>.758</b>	<b>386-3.3</b>	<b>1,337-11.3</b>



**24**

**RON KING**

**1,252 PTS.**

FORWARD | 6-4 | 185 | LOUISVILLE, KY

Ron King owns FSU's single-game scoring record with a 46-point outing against Georgia Southern in 1971. He was an All-American in 1972 and the NCAA Midwest Regional MVP in leading the Seminoles to the Final Four. He was selected by the Golden State Warriors of the NBA in 1973.

Year	G	FG-FGA	PCT	FT-FTA	PCT	RB-AVG	PTS-AVG
1970-71	26	262-521	.503	65-91	.714	130-5.0	589-22.7
1971-72	32	239-558	.428	95-126	.754	192-6.0	573-17.9
1972-73	6	41-91	.451	8-13	.615	17-3.3	90-16.5
<b>Totals</b>	<b>64</b>	<b>542-1,170</b>	<b>.463</b>	<b>168-230</b>	<b>.730</b>	<b>339-5.3</b>	<b>1,252-19.6</b>



**20**

**TERANCE MANN**

**1,322 PTS.**

GUARD | 6-7 | 215 | LOWELL, MASS.

The 48th overall selection in the second round of the 2019 NBA Draft by the Los Angeles Clippers. Led the Seminoles to three NCAA Tournaments and who was a member of the winningest senior class in school history with 98 victories. Played in a school record 140 career games. A two-time All-ACC Honorable Mention selection (2018 and 2019), named to the 2019 All-ACC Tournament Second Team, to the 2019 NCAA Tournament West Regional All-Region Team, the 2017 Jamaica Classic All-Tournament Team, and to the 2018 AdvoCare Invitational All-Tournament Team.

Year	G-GS	FG-A	PCT.	3FG-3FGA	PCT.	FT-FTA	PCT.	PTS-AVG.
2015-16	34	73-125	.584	4-13	.308	27-59	.458	177-5.2
2016-17	35	114-198	.576	7-23	.304	59-89	.663	294-8.4
2017-18	34	171-301	.568	13-52	.250	74-113	.655	429-12.6
2018-19	37	147-291	.505	30-77	.390	98-124	.790	422-11.4
<b>Totals</b>	<b>140-</b>	<b>505-915</b>	<b>.558</b>	<b>54-95</b>	<b>.313</b>	<b>258-385</b>	<b>.613</b>	<b>1322-9.4</b>



**25**

**RON HALE**

**1,236 PTS.**

FORWARD | 6-9 | 210 | LARGO, FL

Ron Hale, a two-time All-ACC selection, was one of the top scorers in Seminole history during his career. He scored 1,236 career points. Hale's career high of 37 points came against Wake Forest on Jan. 4, 2000. He signed a free-agent contract with the Miami Heat prior to the 2001 season.

Year	G	FG-FGA	PCT	FT-FTA	PCT	RB-AVG	PTS-AVG
1996-97	30	47-110	.427	27-40	.675	69-2.3	130-4.3
1997-98	32	70-147	.476	27-44	.614	127-4.0	187-5.8
1998-99	30	167-351	.476	108-135	.800	168-5.6	481-16.0
1999-00	28	139-348	.399	117-155	.755	134-4.8	438-15.6
<b>Totals</b>	<b>120</b>	<b>423-956</b>	<b>.442</b>	<b>279-374</b>	<b>.746</b>	<b>498-4.2</b>	<b>1,236-10.3</b>



**21**

**JASON RICH**

**1,315 PTS.**

GUARD | 6-3 | 211 | PENSACOLA, FL

A four-year starter who is ranked third in school history with 129 career games played, Jason Rich ranks third in school history with 106 career starts and is one of only three players in school history to start 100 or more games as a Seminole. He played on three postseason tournament teams and helped the Seminoles to six victories over ranked teams during his career. He is among the top 20 in school history with 133 steals.

Year	G	FG-FGA	PCT	FT-FTA	PCT	RB-AVG	PTS-AVG
2004-05	30	64-156	.410	29-41	.707	61-2.0	163-5.4
2005-06	30	125-267	.468	42-57	.737	93-3.1	300-10.0
2006-07	35	138-263	.525	70-87	.805	121-3.5	360-10.3
2007-08	34	183-410	.446	95-123	.772	148-4.4	492-14.5
<b>Totals</b>	<b>129</b>	<b>510-1,096</b>	<b>.465</b>	<b>236-308</b>	<b>.766</b>	<b>423-3.3</b>	<b>1,315-10.2</b>



**26**

**XAVIER RATHAN-MAYES**

**1,235 PTS.**

GUARD | 6-4 | 208 | SCARBOROUGH, ONTARIO, CANADA

Xavier Rathan-Mayes averaged 12.4 points and 4.5 assists for each of his 100 games played during his three-year Seminoles' career. He was named to the All-ACC-Defensive Team in 2017. He earned Freshman All-American, All-ACC Honorable Mention and All-ACC Freshman Team honors in his first season as a Seminole in 2015. The first freshman in ACC history to score 30 or more points three times with a career-high 35 points at North Carolina (Jan. 24), 35 points at Miami (Feb. 25) and 30 points against Clemson (March 11) in his first-ever ACC Tournament game.

Year	G	FG-A	PCT.	3FG-3FGA	PCT.	FT-FTA	PCT.	PTS-AVG.
2014-15	32	165-397	.416	48-171	.281	98-142	.690	475-14.9
2015-16	33	131-321	.408	39-137	.285	89-115	.774	390-11.8
2016-17	35	134-296	.453	40-124	.323	62-117	.530	370-10.6
<b>Totals</b>	<b>100</b>	<b>430-1,014</b>	<b>.424</b>	<b>127-432</b>	<b>.294</b>	<b>249-374</b>	<b>.666</b>	<b>1,235-12.4</b>



## 1,000 POINT SCORERS



### 27

**SAM CASSELL**

GUARD | 6-3 | 195 | BALTIMORE, MD

1,211 PTS.

Perhaps one of the greatest junior college transfers in Seminole history, Sam Cassell added an offensive and defensive threat to the Seminole arsenal. With a season-record 97 steals in his '92-93 campaign, Cassell also dished out 170 assists that same season along with an average of 18.3 points per game. Cassell was drafted by the Houston Rockets in the first round of the 1993 NBA Draft. During his first two seasons in the NBA he was an integral part of the Rockets' World Championship teams. He currently is an assistant coach for the Los Angeles Clippers.

Year	G	FG-FGA	PCT	FT-FTA	PCT	RB-AVG	PTS-AVG
1991-92	31	206-454	.454	100-142	.704	141-4.5	570-18.4
1992-93	35	234-466	.502	123-162	.759	152-4.3	641-18.3
<b>Totals</b>	<b>66</b>	<b>440-920</b>	<b>.478</b>	<b>223-304</b>	<b>.733</b>	<b>293-4.4</b>	<b>1,211-18.3</b>



### 32


**DWAYNE BACON**

FORWARD | 6-7 | 221 | LAKELAND, FL

1,149 PTS.

Dwayne Bacon became the first player in school history to lead Florida State in scoring as both a freshman (546 points/15.8 ppg) and as a sophomore (603 pts/17.2 ppg). He led the Seminoles to the NCAA Tournament and to a second place finish in the ACC standings in 2017. Bacon left Florida State after two seasons and was the 40th overall pick in the 2017 NBA Draft by the New Orleans Pelicans. He was traded on draft night to the Charlotte Hornets.

Year	G	FG-A	PCT.	3FG-3FGA	PCT.	FT-FTA	PCT.	PTS-AVG.
2015-16	34	197-441	.447	32-114	.281	110-154	.714	546-15.8
2016-17	35	221-489	.452	57-171	.333	104-138	.754	603-17.2
<b>Totals</b>	<b>69</b>	<b>418-930</b>	<b>.449</b>	<b>89-285</b>	<b>.312</b>	<b>214-292</b>	<b>.733</b>	<b>1,149-16.7</b>



### 28

**ALTON LEE GIPSON**

CENTER | 6-11 | 230 | DUBACH, LA

1,194 PTS.

Widely considered the best junior college center in the country in 1982-83, Alton Lee Gipson was named Metro Conference Newcomer of the Year in 1983-84. He was also named to the Metro Tournament all-tournament team the same year. Gipson ranks tenth in single-season scoring with 626 points in 1983-84 season and also earned All-America honors.

Year	G	FG-FGA	PCT	FT-FTA	PCT	RB-AVG	PTS-AVG
1983-84	31	260-497	.523	106-173	.613	208-6.7	626-20.2
1984-85	30	236-489	.483	96-150	.640	234-7.8	568-18.9
<b>Totals</b>	<b>61</b>	<b>496-986</b>	<b>.503</b>	<b>202-323</b>	<b>.625</b>	<b>442-7.3</b>	<b>1,194-19.6</b>



### 33

**GARY SCHULL**

FORWARD/CENTER | 6-6 | 211 | POMPANO BEACH, FL

1,142 PTS.

From 1963-1966, Gary Schull was the leader of Florida State's basketball Seminoles. The Pompano Beach prep star, short for a college center, made up for lack of size with hustle and aggressiveness. In his career, Schull averaged 15.0 points per game and grabbed more than 10 rebounds a contest. Schull graduated in 1966 and went to Europe to become one of Italy's best-known and most popular pro players.

Year	G	FG-FGA	PCT	FT-FTA	PCT	RB-AVG	PTS-AVG
1963-64	25	128-257	.498	67-96	.698	179-7.2	323-12.9
1964-65	26	120-263	.456	85-128	.664	273-10.5	325-12.5
1965-66	26	160-312	.513	174-248	.702	329-12.7	494-19.0
<b>Totals</b>	<b>76</b>	<b>408-832</b>	<b>.490</b>	<b>326-472</b>	<b>.691</b>	<b>781-10.1</b>	<b>1,142-15.0</b>



### 29

**DELVON ARRINGTON**

GUARD | 5-11 | 166 | HILLSIDE, NJ

1,173 PTS.

Delvon Arrington became the first men's basketball player in ACC history to enter school as a partial qualifier and earn his undergraduate degree in four years to earn his fourth year of eligibility back according to NCAA rules. Is Florida State's all-time leader in assists with 688 and earned the school record assist in the Seminoles' victory over No. 1-ranked and previously undefeated Duke Jan. 6, 2002 in Tallahassee. Arrington is ranked the top ten in school history in career assists (688), assists per game (5.8); in career steals (225) and in steals per game (1.9); in career 3-point shots attempted (352) and in 3-point shots made (120); in career games played (118) and is 28th in scoring (1,173 points).

Year	G-GS	FG-A	PCT.	FT-FTA	PCT.	Assists	PTS-AVG.
1998-99	30-29	87-206	.422	52-74	.703	181	242-8.1
1999-00	29-29	95-258	.368	39-55	.709	182	258-8.9
2000-01	30-30	117-270	.433	77-106	.726	143	344-11.5
2001-02	29-29	114-280	.407	59-80	.738	182	329-11.3
<b>Totals</b>	<b>118-117</b>	<b>413-1,014</b>	<b>.407</b>	<b>227-315</b>	<b>.721</b>	<b>688</b>	<b>1,173-9.9</b>



### 34

**COREY LOUIS**

FORWARD/CENTER | 6-9 | 235 | MIAMI, FL

1,127 PTS.

A four-year starter at FSU, Corey Louis finished his career among the Seminoles' all-time leaders in scoring, rebounding and blocked shots. He was Florida State's team MVP as a senior and helped lead FSU back to the NCAA Tournament in 1998.

Year	G	FG-FGA	PCT	FT-FTA	PCT	RB-AVG	PTS-AVG
1994-95	27	120-267	.449	54-76	.711	210-7.8	295-10.9
1995-96	23	84-198	.424	47-75	.627	150-6.5	215-9.3
1996-97	25	109-219	.498	57-88	.648	170-6.8	275-11.0
1997-98	32	134-241	.556	74-132	.561	225-7.0	342-10.7
<b>Totals</b>	<b>107</b>	<b>447-925</b>	<b>.483</b>	<b>232-371</b>	<b>.625</b>	<b>755-7.1</b>	<b>1,127-10.5</b>



### 30

**JEFF HOGAN**

GUARD | 6-0 | 165 | AKRON, OH

1,164 PTS.

A brilliant two-sport star for Florida State, Jeff Hogan was a leader on the Seminole basketball and baseball teams from 1966 through 1969. Though Hogan was a gifted basketball player and a prolific scorer, he chose to play professional baseball. He averaged at least 14.0 points per game in all three of his seasons.

Year	G	FG-FGA	PCT	FT-FTA	PCT	RB-AVG	PTS-AVG
1966-67	26	143-292	.490	85-115	.739	81-3.1	372-14.3
1967-68	27	168-348	.483	91-110	.827	60-2.2	427-15.8
1968-69	26	155-335	.463	56-80	.700	55-2.1	366-14.1
<b>Totals</b>	<b>79</b>	<b>466-975</b>	<b>.478</b>	<b>232-305</b>	<b>.761</b>	<b>196-2.5</b>	<b>1,164-14.7</b>



### 35

**DEVON BOOKERT**

GUARD | 6-0 | 193 | ANCHORAGE, AL

1,210 PTS.

Florida State's team captain as a senior in 2016. One of the top all-around players in school history as he finished his career ranked in the top 15 in seven different career statistical categories including fifth in school history for 3-point field goal shooting percentage (.419), seventh for career 3-point field goals made (188), 12th for career assists (347) and tied for 13th in school history for steals (139).

Year	G	FG-A	PCT.	FT-FTA	PCT.	PTS-AVG.
2012-13	34	67-137	.489	54-66	.818	220-6.5
2013-14	36	100-240	.417	61-78	.782	305-8.5
2014-15	28	85-227	.374	59-73	.808	282-10.1
2015-16	33	107-252	.425	40-53	.755	313-9.5
<b>Totals</b>	<b>131</b>	<b>359-856</b>	<b>.419</b>	<b>214-270</b>	<b>.793</b>	<b>1,210-8.5</b>



### 31

**TONY DAWSON**

FORWARD | 6-7 | 215 | KINSTON, NC

1,161 PTS.

Walking with a limp from a childhood accident that left one leg shorter than the other, Tony Dawson rose above his circumstances to become one of Florida State's highest scorers. He ranks sixth in single-season scoring with a 629-point performance during the 1988-89 season.

Year	G	FG-FGA	PCT	FT-FTA	PCT	RB-AVG	PTS-AVG
1987-88	30	211-393	.539	111-153	.725	228-7.6	534-17.8
1988-89	30	242-459	.528	118-160	.738	206-6.9	627-20.9
<b>Totals</b>	<b>60</b>	<b>453-852</b>	<b>.532</b>	<b>229-313</b>	<b>.732</b>	<b>434-7.2</b>	<b>1,161-19.4</b>



### 36

**LAWRENCE MCCRAY**

CENTER | 6-11 | 210 | PENSACOLA, FL

1,111 PTS.

A strong defensive performer, Lawrence McCray was also an effective offensive weapon. Mr. Basketball in the state of Florida in 1970, McCray averaged 13.2 points and nine rebounds per game in his FSU career. Known as "Lurch" by his teammates, McCray was drafted by New Orleans in 1974.

Year	G	FG-FGA	PCT	FT-FTA	PCT	RB-AVG	PTS-AVG
1971-72	32	166-300	.554	52-89	.584	263-8.2	384-12.0
1972-73	26	170-293	.580	41-71	.577	242-9.3	381-14.7
1973-74	26	156-303	.514	34-63	.540	254-9.8	346-13.3
<b>Totals</b>	<b>84</b>	<b>492-896</b>	<b>.549</b>	<b>127-223</b>	<b>.569</b>	<b>759-9.0</b>	<b>1,111-13.2</b>



## 1,000 POINT SCORERS



### 37

**LARRY WARREN**

**1,108 PTS.**

**GUARD | 6-4 | 190 | LAKE WORTH, FL**

Another of FSU's many Florida Mr. Basketball honorees, Larry Warren was also a junior college All-American. Known for his great play in big games, Warren averaged 14.2 points a game in his FSU career. Warren's junior college coach was fellow 1,000-point club member Jim Oler.

Year	G	FG-FGA	PCT	FT-FTA	PCT	RB-AVG	PTS-AVG
1973-74	26	179-395	.453	82-103	.796	161-6.2	440-16.9
1974-75	25	172-363	.474	56-72	.778	139-5.6	400-16.0
1975-76	27	122-311	.392	24-37	.649	102-3.8	268-9.9
<b>Totals</b>	<b>78</b>	<b>473-1,069</b>	<b>.442</b>	<b>162-212</b>	<b>.764</b>	<b>402-5.2</b>	<b>1,108-14.2</b>



### 42

**ISAIAH SWANN**

**1,053 PTS.**

**GUARD | 6-2 | 198 | GERMANTOWN, MD**

Isaiah Swann finished his career ranked among the school leaders in 3-point field goals made (172) and attempted (456) as well as steals (139). A member of three postseason teams (2006, 2007, 2008), Swann led FSU to six wins over ranked teams including No. 1-ranked Duke on March 1, 2006. He averaged 1.1 steal per game (139 in 120 games).

Year	G	FG-FGA	PCT	FT-FTA	PCT	RB-AVG	PTS-AVG
2004-05	31	58-139	.417	28-37	.757	60-2.0	161-5.2
2005-06	30	92-208	.442	34-52	.654	62-2.1	251-8.4
2006-07	35	126-273	.462	39-49	.796	105-3.0	359-10.3
2007-08	24	93-215	.433	42-50	.840	75-3.1	282-11.8
<b>Totals</b>	<b>120</b>	<b>369-835</b>	<b>.442</b>	<b>143-188</b>	<b>.761</b>	<b>302-2.5</b>	<b>1,053-8.8</b>



### 38

**MICHAEL POLITE**

**1,070 PTS.**

**FORWARD | 6-7 | 215 | DAYTONA BEACH, FL**

Michael Polite overcame Guillain-Barré syndrome as a sophomore to have a productive career. He led FSU in rebounding his final two seasons and averaged at least 13 points per game as a junior and senior.

Year	G	FG-FGA	PCT	FT-FTA	PCT	RB-AVG	PTS-AVG
1987-88	30	70-117	.590	50-70	.714	115-3.8	188-6.3
1988-89	6	11-21	.524	6-17	.353	23-3.8	26-2.3
1989-90	31	156-268	.582	117-173	.676	262-8.5	433-14.0
1990-91	32	144-305	.472	124-190	.653	273-8.5	419-13.1
<b>Totals</b>	<b>99</b>	<b>381-711</b>	<b>.535</b>	<b>297-450</b>	<b>.660</b>	<b>673-6.8</b>	<b>1,070-10.8</b>



### 43

**TIM PICKETT**

**1,038 PTS.**

**GUARD • 6-4 • 207 • DAYTONA BEACH, FL**

One of only two players in FSU history to earn All-ACC First-Team honors, Pickett led the Seminoles to the second round of the NIT in 2004. He scored 1,038 points in two years and averaged 16.7 points per game. Named to the ACC All-Defensive Team in 2003 and 2004 by a vote of both the coaches and the media, Pickett led the ACC in steals in 2003 and in 3-point field goals made in 2004. He totaled 164 steals in only two years in Division I play and ended his career tied for second in ACC history with an average of 2.64 steals per game.

Year	G	FG-FGA	PCT	FT-FTA	PCT	RB-AVG	PTS-AVG
2002-03	29	167-437	.382	77-89	.865	165-5.7	495-17.1
2003-04	33	185-427	.433	63-83	.759	149-4.5	543-16.5
<b>Totals</b>	<b>62</b>	<b>352-864</b>	<b>.407</b>	<b>140-172</b>	<b>.814</b>	<b>314-5.06</b>	<b>1,038-16.7</b>



### 39

**MITCHELL WIGGINS**

**1,067 PTS.**

**GUARD | 6-4 | 185 | GRIFON, NC**

An FSU All-American, Mitchell Wiggins leads all Seminoles with a career scoring average of 23.2 points per game. Wiggins was the first FSU player to win the Metro Conference scoring title. He was a first-team All-Metro selection in 1981-82 and led the conference in rebounding from the guard position. Wiggins participated on the U.S. National team at the 1982 World Championships. Drafted by the Indiana Pacers in 1983, Wiggins wound up in Chicago then moved on to Houston and Philadelphia of the NBA.

Year	G	FG-FGA	PCT	FT-FTA	PCT	RB-AVG	PTS-AVG
1981-82	22	223-388	.574	77-102	.754	213-9.7	523-23.8
1982-83	24	216-410	.527	112-147	.762	196-8.2	544-22.7
<b>Totals</b>	<b>46</b>	<b>439-798</b>	<b>.550</b>	<b>189-249</b>	<b>.759</b>	<b>409-8.9</b>	<b>1,067-23.2</b>



### 44

**LAMARR GREER**

**1,022 PTS.**

**GUARD/FORWARD | 6-5 | 225 | CAPE MAY, NJ**

One of the most versatile players in FSU history, LaMarr Greer started his first two seasons at point guard before moving to the wing for his last two years. He ranks among Florida State's all-time top 10 in five categories.

Year	G	FG-FGA	PCT	FT-FTA	PCT	RB-AVG	PTS-AVG
1994-95	26	55-136	.404	12-16	.750	76-2.9	146-5.6
1995-96	27	91-203	.448	53-83	.639	93-3.4	253-9.4
1996-97	32	91-213	.427	49-80	.613	124-3.9	269-8.4
1997-98	32	127-321	.396	57-76	.750	145-4.5	354-11.1
<b>Totals</b>	<b>117</b>	<b>364-873</b>	<b>.417</b>	<b>171-255</b>	<b>.671</b>	<b>438-3.7</b>	<b>1,022-8.7</b>



### 40

**PEE WEE BARBER**

**1,062 PTS.**

**GUARD | 5-11 | 175 | HARRISONBURG, VA**

A bump and run guard who never slowed down, Pee Wee Barber played big for his size. In 1985-86 he led the Seminoles in scoring (16.8 points per game), assists (5.0 per game) and steals (1.8 per game). He was also named to the Metro Conference All-Tournament team in 1986. Pee Wee, whose given name is Norwood, was drafted by the Portland Trailblazers in 1987.

Year	G	FG-FGA	PCT	FT-FTA	PCT	RB-AVG	PTS-AVG
1985-86	29	204-402	.507	78-102	.765	69-2.5	486-16.8
1986-87	30	191-400	.478	122-152	.803	69-2.3	576-19.2
<b>Totals</b>	<b>59</b>	<b>395-802</b>	<b>.493</b>	<b>200-254</b>	<b>.787</b>	<b>138-2.4</b>	<b>1,062-18.0</b>



### 45

**TOM MCLAUGHLIN**

**1,019 PTS.**

**FORWARD | 6-3 | 150 | MADISON, IN**

Tom McLaughlin was Florida State's first 1,000-career-point scorer and totaled 1,019 points during his four-year career. A member of Florida State's second team during the 1948-49 season, he played for head coach J.K. "Bud" Kennedy. He averaged in double-figure scoring during three of his four seasons and finished his career with an 11.1 points per game average. He helped lead Florida State to its first national tournament appearance in the NAIB District 25 Tournament in 1951 and 1952.

Year	G	FG-FGA	PCT	FT-FTA	PCT	RB-AVG	PTS-AVG
1948-49	21	89-		37-		—	215-10.3
1949-50	25	138-		52-		—	328-13.1
1950-51	21	64-		51-		—	179-8.5
1951-52	25	118-352	.335	61-106	.575	—	297-11.9
<b>Totals</b>	<b>92</b>	<b>409-</b>	<b>—</b>	<b>201-</b>	<b>—</b>	<b>—</b>	<b>1,019-11.1</b>



### 41

**RODNEY DOBARD**

**1,058 PTS.**

**FORWARD | 6-9 | 210 | DELRAY BEACH, FL**

Rodney Dobard helped lead Florida State to the NCAA Tournament three times including to the Elite Eight in 1993. He ranks third in school history with a career field goal percentage of .585, and tied for 16th in rebounds with 641. He holds the single-season school record for blocked shots (111) in 1993 and blocked shots in a career (240).

Year	G	FG-FGA	PCT	FT-FTA	PCT	RB-AVG	PTS-AVG
1989-90	29	38-68	.559	12-23	.522	82-2.8	88-3.0
1990-91	29	110-193	.570	27-50	.540	150-5.2	247-8.5
1991-92	29	138-221	.624	43-72	.597	195-6.7	319-11.0
1992-93	35	170-297	.572	64-98	.653	214-6.1	404-11.5
<b>Totals</b>	<b>122</b>	<b>456-779</b>	<b>.585</b>	<b>146-243</b>	<b>.601</b>	<b>641-5.3</b>	<b>1,058-8.7</b>



### 46

**WAYNE SMALLS**

**1,016 PTS.**

**GUARD | 6-2 | 225 | CAMDEN, NJ**

Best known for his outside shooting ability, Wayne Smalls was one of the most consistent players to come off of the bench for Florida State. As a senior, Smalls hit 84 percent from the free-throw line to rank among the nation's best.

Year	G	FG-FGA	PCT	FT-FTA	PCT	RB-AVG	PTS-AVG
1973-74	26	105-244	.430	23-30	.767	54-2.1	233-9.0
1974-75	26	141-314	.449	33-43	.767	68-2.6	315-12.1
1975-76	25	82-160	.513	20-31	.645	22-0.9	184-7.4
1976-77	27	129-289	.446	26-31	.838	86-3.1	284-10.5
<b>Totals</b>	<b>104</b>	<b>457-1,007</b>	<b>.454</b>	<b>102-135</b>	<b>.756</b>	<b>230-2.2</b>	<b>1,016-9.8</b>



## 1,000 POINT SCORERS



### 47

**RAY SWAIN**

**1,000 PTS.**

**FORWARD | 6-4 | 185 | JACKSONVILLE, FL**

Ray Swain was a double-figure scorer who averaged 16.9 points per game over the final 47 games and two seasons of his career. He averaged a career 17.4 points as a junior in helping the Seminoles to 14 wins. Florida State won 15 games in 1962 as he averaged 16.3 points per game. He helped the Seminoles defeat Florida his senior season.

Year	G	FG-FGA	PCT	FT-FTA	PCT	RB-AVG	PTS-AVG
1959-60	25	78-206	.379	50-89	.562	175-7.0	206-8.2
1960-61	24	168-313	.537	82-124	.661	188-7.8	418-17.4
1961-62	23	157-274	.573	62-91	.681	171-7.4	376-16.3
Totals	72	403-793	.508	194-304	.638	534-7.4	1,000-13.9





## SCHOOL RECORDS

### FIELD GOALS

GAME	Name	Date	FGM
1.	Ron King vs. Georgia Southern	Feb. 11, 1971	21
2.	Ron King at Pan American	Dec. 23, 1970	17
	Ron King vs. Miami	Jan. 8, 1971	17
	David Thompson vs. South Alabama	Jan. 22, 1977	17
	Mitchell Wiggins at San Diego State	Dec. 24, 1982	17
	Al Thornton at Duke	Feb. 4, 2006	17
7.	Dave Fedor vs. Miami	Jan. 16, 1960	16
	Larry Warren vs. Marshall	Dec. 7, 1974	16
	Murray Brown at Auburn	Dec. 4, 1978	16
	Alton Lee Gipson vs. Tampa	Nov. 26, 1984	16
	Al Thornton vs. Miami	March 3, 2006	16
12.	Dave Fedor vs. Rollins	Feb. 11, 1960	15
	Dave Fedor vs. Tampa	Feb. 26, 1962	15
	Ray Swain at Tampa	Feb. 26, 1962	15
	Dave Cowens vs. George Washington	Dec. 12, 1967	15
	Reggie Royals vs. UC-Irvine	Jan. 30, 1971	15
	Mitchell Wiggins vs. Florida	Jan. 11, 1982	15
	Doug Edwards vs. DePaul	Feb. 23, 1992	15
	Bob Sura vs. Lafayette	Jan. 2, 1994	15
	Al Thornton at Boston College	Jan. 14, 2006	15

### SEASON

Name	Year	FGM	
1.	Ron King	1970-71	262
2.	Alton Lee Gipson	1983-84	260
3.	Al Thornton	2006-07	244
4.	Mickey Dillard	1979-80	242
	Tony Dawson	1988-89	242
6.	Bob Sura	1992-93	241
7.	Ron King	1971-72	239
	Toney Douglas	2008-09	239
9.	Murray Brown	1978-79	237
10.	Alton Lee Gipson	1984-85	236
11.	Sam Cassell	1992-93	234
12.	David Thompson	1976-77	230
	Murray Brown	1979-80	230
14.	Doug Edwards	1992-93	224
15.	Mitchell Wiggins	1981-82	223

### CAREER

Name	Years	FGM	
1.	Bob Sura	1991-95	731
2.	James Collins	1993-97	645
3.	Harry Davis	1974-78	640
	Mickey Dillard	1976-81	640
5.	Doug Edwards	1990-93	621
6.	Randy Allen	1984-87	591
7.	Dave Fedor	1959-62	585
8.	Dave Cowens	1967-70	582
9.	Reggie Royals	1970-73	580
10.	David Thompson	1975-78	571
11.	Murray Brown	1976-80	566
12.	Toney Douglas	2007-09	560
13.	Al Thornton	2003-07	546
14.	Ron King	1971-73	542
15.	George McCloud	1985-89	529
	Michael Snaer	2010-13	529

Ron King made a school-record 21 field goals in scoring a school-record 46 points against Georgia Southern on Feb. 11, 1971



### FIELD GOALS ATTEMPTED

GAME	Name	Date	FGA
1.	Ham Wernke vs. Tampa	Feb. 14, 1953	37
2.	Rick Benson vs. Beloit	March 9, 1955	32
	Ron King vs. Georgia Southern	Feb. 11, 1971	32
	Al Thornton at Duke	Feb. 4, 2006	32
5.	Ian Morrison at Tampa	Feb. 27, 1967	31
6.	Burt Deckel at Furman	Dec. 14, 1957	30
	Don Bates at Stetson	Feb. 21, 1959	30
8.	Don Bates at Auburn	Dec. 17, 1958	29
	Ron King vs. Miami	Jan. 8, 1971	29
10.	Rick Benson vs. Georgia Teachers	March 1, 1955	28
	Hugh Durham vs. Auburn	Dec. 29, 1958	28
	David Thompson at Jacksonville	Jan. 26, 1977	28
	David Thompson vs. UNC Charlotte	Jan. 29, 1977	28

### SEASON

Name	Year	FGA	
1.	Ron King	1971-72	558
2.	Toney Douglas	2008-09	536
3.	Bob Sura	1992-93	533
4.	Ron King	1970-71	521
5.	Alton Lee Gipson	1983-84	497
6.	Don Bates	1958-59	495
	David Thompson	1976-77	495
8.	Alton Lee Gipson	1984-85	489
	Dwayne Bacon	2016-17	489
10.	Rick Benson	1954-55	471
11.	Jim Oler	1955-56	470
12.	Sam Cassell	1992-93	466
13.	George McCloud	1988-89	462
14.	Ham Wernke	1954-55	461
15.	Al Thornton	2006-07	460

### CAREER

Name	Years	FGA	
1.	Bob Sura	1991-95	1626
2.	James Collins	1993-97	1433
3.	Ham Wernke	1951-55	1308
4.	Jim Oler	1952-56	1303
5.	Toney Douglas	2007-09	1251
6.	Mickey Dillard	1976-81	1248
7.	Michael Snaer	2010-13	1243
8.	Hugh Durham	1956-59	1230
9.	David Thompson	1975-78	1213
10.	Randy Allen	1984-87	1205
11.	Doug Edwards	1990-93	1194
12.	Reggie Royals	1970-73	1181
13.	Dave Fedor	1959-62	1174
14.	Ron King	1971-73	1170
15.	George McCloud	1986-89	1149



Dave Fedor, a three-time All-American (1960, 61, 62) is among Florida State's all-time leaders for career points (13th, 1,456) and career field goals attempted (13th, 1,174).



## SCHOOL RECORDS

### FIELD GOAL PERCENTAGE

#### GAME (MINIMUM 10 ATTEMPTS)

	Name	Date	Pct.
1.	Greg Grady vs. Illinois State	Feb. 12, 1976	1.000 (11-11)
	Tat Hunter at Tampa	Nov. 23, 1985	1.000 (10-10)
	Doug Edwards vs. UNC-Asheville	Jan. 2, 1992	1.000 (10-10)
4.	Murray Brown at Auburn	Dec. 4, 1978	.941 (16-17)
5.	Tharon Mayes vs. Southern Miss.	Jan. 7, 1989	.929 (13-14)
	Murray Brown vs. Baptist College	Feb. 5, 1977	.917 (11-12)
7.	Doug Edwards vs. NC State	March 13, 1992	.909 (10-11)
	Chris Singleton vs. Gardner Webb	Nov. 16, 2010	.909 (10-11)
9.	Charlie Long vs. Auburn	Dec. 21, 1962	.900 (9-10)
	Dick Danford vs. The Citadel	Jan. 2, 1968	.900 (9-10)
	Otis Johnson vs. Mercer	March 3, 1973	.900 (9-10)
	Harry Davis vs. Oregon State	Dec. 29, 1975	.900 (9-10)
	Murray Brown vs. Western Kentucky	Nov. 30, 1978	.900 (9-10)
	Tony Dawson vs. Florida International	Dec. 2, 1987	.900 (9-10)
	Michael Polite vs. Southern Miss.	Jan. 6, 1990	.900 (9-10)
16.	Mitchell Wiggins at San Diego State	Dec. 29, 1982	.895 (17-19)
17.	Murray Brown at Cincinnati	Jan. 27, 1979	.875 (14-16)
	Irv Thomas vs. Southern Miss.	Jan. 6, 1990	.875 (14-16)
19.	Ray Swain vs. Furman	Feb. 20, 1961	.867 (13-15)
20.	Vernell Ellyz vs. Biscayne College	Dec. 3, 1970	.857 (12-14)
	Greg Grady vs. Biscayne	Jan. 20, 1975	.857 (12-14)
	Murray Brown vs. Alabama Birmingham	Feb. 20, 1980	.857 (12-14)
	Raleigh Choice vs. Southern Miss.	Jan. 18, 1986	.857 (12-14)
	Tony Dawson vs. Central Florida	Nov. 25, 1988	.857 (12-14)
	Sam Cassell at Clemson	Jan. 20, 1993	.857 (12-14)
	Deividas Dulkys vs. North Carolina	Jan. 14, 2012	.857 (12-14)

#### SEASON

	Name	Year	FGM-FGA	Pct.
1.	Murray Brown	1978-79	237-343	.691
2.	Bernard James	2010-11	117-178	.657
3.	Murray Brown	1979-80	230-356	.646
4.	Harry Davis	1975-76	143-224	.638
5.	Willie Williams	1969-70	185-291	.636
6.	Christ Koumadje	2018-19	106-169	.627
7.	Rodney Dobard	1991-92	138-221	.624
8.	Jerome Fitchett	1985-86	126-205	.615
9.	Bernard James	2011-12	157-259	.606
10.	Damous Anderson	1998-99	115-190	.605
11.	Kris Anderson	1980-81	108-182	.593
	Elvis Rolle	1979-80	197-332	.593
13.	Tat Hunter	1987-88	122-207	.589
14.	Kris Anderson	1978-79	105-179	.587
15.	Michael Polite	1989-90	156-268	.582

#### CAREER

	Name	Years	FGM-FGA	Pct.
1.	Murray Brown	1976-80	566-847	.668
2.	Bernard James	2011-12	274-437	.627
3.	Christ Koumadje	2016-19	239-384	.622
4.	Kris Anderson	1977-79, 81	371-633	.586
5.	Rodney Dobard	1990-93	456-779	.585
6.	Harry Davis	1975-78	640-1095	.584
7.	Elvis Rolle	1980-81	365-629	.580
8.	Boris Bojanovsky	2013-16	244-423	.577
9.	Trevor Harvey	2001-03	141-245	.576
10.	Jerome Fitchett	1985-88	388-675	.575
11.	Jan Gies	1968-70	245-428	.572
12.	Greg Grady	1973-76	401-708	.566
13.	Tat Hunter	1986-89	395-707	.559
14.	Willie Williams	1968-70	268-482	.556
15.	Terance Mann	2016-19	505-915	.552



Chris Singleton led Florida State to three NCAA Tournament appearances (2009, 10, 11) and helped the Seminoles to the first ACC Tournament Championship game in

GAME 09.

### THREE-POINT SHOTS MADE

	Name	Date	3FGM
1.	George McCloud at La Salle	Feb. 23, 1989	10
2.	Isaiah Swann at Mississippi State	March 20, 2007	9
3.	James Collins vs. Connecticut	March 25, 1997	8
	Deividas Dulkys vs. North Carolina	Jan. 14, 2012	8
5.	Sam Cassell vs. South Florida	Dec. 30, 1992	7
	James Collins vs. Tulane	Dec. 10, 1994	7
	Adrian Crawford at Temple	Dec. 14, 1998	7
	Adrian Crawford at Vanderbilt	Dec. 9, 2000	7
	Andrew Wilson at North Carolina	Feb. 21, 2004	7
	Von Wafer vs. Wake Forest	Jan. 18, 2005	7
	Andrew Wilson vs. Virginia	Feb. 18, 2006	7
	Toney Douglas vs. Miami	Jan. 21, 2009	7
	Xavier Rathan-Mayes vs. North Carolina	Jan. 4, 2016	7
	Braian Angola vs. The Citadel	Nov. 24, 2017	7
15.	PJ Savoy vs. Southern Miss.	Nov. 24, 2017	7
	LaRae Davis vs. Southern Miss.	Feb. 28, 1987	6
	LaRae Davis at South Carolina	March 6, 1987	6
	George McCloud vs. Alabama State	Feb. 24, 1988	6
	George McCloud vs. Florida	Dec. 3, 1988	6
	George McCloud vs. Jacksonville	Jan. 11, 1989	6
	George McCloud vs. Arkansas	Jan. 18, 1989	6
	George McCloud vs. Virginia Tech	March 1, 1989	6
	Tharon Mayes vs. Stetson	Dec. 22, 1989	6
	Aubry Boyd at Jacksonville	Feb. 16, 1991	6
	Sam Cassell at Wake Forest	Jan. 11, 1992	6
	Sam Cassell vs. Georgia Tech	Feb. 15, 1992	6
	Bob Sura vs. UCLA	Nov. 27, 1992	6
	Sam Cassell at Clemson	Jan. 20, 1993	6
	Terrell Baker vs. Auburn	Dec. 6, 1998	6
	Tim Pickett at Virginia	Jan. 29, 2003	6
	Tim Pickett vs. Virginia	March 1, 2003	6
	Nate Johnson at Stetson	Dec. 30, 2004	6
	Tim Pickett at Florida	Jan. 3, 2004	6
	Tim Pickett vs. Savannah State	Feb. 1, 2004	6
	Tim Pickett vs. Georgia Tech	Feb. 3, 2004	6
	Tim Pickett vs. Duke	Feb. 29, 2004	6
	Tim Pickett vs. NC State	March 12, 2004	6
	Von Wafer vs. Stetson	Dec. 23, 2004	6
	Von Wafer vs. Florida	Jan. 2, 2005	6
	Isaiah Swann vs. UAB	Nov. 16, 2007	6
	Isaiah Swann vs. Maine	Dec. 8, 2007	6
	Toney Douglas vs. Coastal Carolina	Nov. 22, 2008	6
	Chris Singleton vs. Butler	Dec. 23, 2010	6
	Ian Miller vs. Maryland	Jan. 12, 2014	6
	Aaron Thomas vs. Virginia Tech	Feb. 5, 2014	6
	Xavier Rathan-Mayes at Miami	Feb. 25, 2015	6
	Devon Bookert at Clemson	Jan. 2, 2016	6
	PJ Savoy vs. Nicholls State	Dec. 8, 2016	6
	Dwayne Bacon at Virginia	Dec. 31, 2016	6
	Dwayne Bacon vs. Clemson	Feb. 5, 2017	6
	Phil Cofer at Duke	Dec. 30, 2017	6
	M.J. Walker	Jan. 27, 2019	6

#### SEASON

	Name	Year	3FGM
1.	George McCloud	1988-89	115
2.	Tim Pickett	2003-04	110
3.	Toney Douglas	2008-09	85
4.	Tim Pickett	2002-03	84
5.	LaRae Davis	1986-87	80
6.	James Collins	1996-97	75
7.	Bob Sura	1992-93	73
8.	Pee Wee Barber	1986-87	72
	George McCloud	1987-88	72
	James Collins	1994-95	72
	Deividas Dulkys	2009-10	71
11.	James Collins	1995-96	69
12.	Isaiah Swann	2006-07	68
13.	Isaiah Swann	2006-07	68
14.	Michael Snaer	2011-12	67
15.	Von Wafer	2004-05	65
	Ian Miller	2013-14	65

#### CAREER

	Name	Years	3FGM
1.	James Collins	1993-97	255
2.	Bob Sura	1991-95	214
3.	Deividas Dulkys	2009-12	203
4.	George McCloud	1986-89	201
5.	Michael Snaer	2010-13	196
6.	Tim Pickett	2002-04	194
7.	Devon Bookert	2013-16	188
8.	Toney Douglas	2007-09	178
9.	Isaiah Swann	2005-08	172
10.	Ian Miller	2011-14	146
11.	PJ Savoy	2017-19	142
12.	Adrian Crawford	1999-01	135
13.	Tharon Mayes	1987-90	128
14.	LaMarr Greer	1994-98	123
14.	Delvon Arrington	1999-02	120
15.	Chuck Graham	1985-89	115



# FLORIDA STATE SCHOOL RECORDS

## THREE-POINT SHOTS ATTEMPTED

### GAME

GAME	Name	Date	3FGA
1.	George McCloud at La Salle	Feb. 23, 1989	17
2.	Tim Pickett vs. Texas A&M Corpus Christi	Jan. 6, 2003	16
3.	Tim Pickett vs. Florida	Dec. 6, 2002	15
4.	George McCloud vs. Louisville	Feb. 16, 1989	14
	Tim Pickett vs. Wichita State	March 17, 2004	14
	Toney Douglas vs. Miami	Jan. 21, 2008	14
	PJ Savoy vs. Nicholls State	Dec. 8, 2016	14
8.	George McCloud vs. Iowa	March 18, 1988	13
	George McCloud vs. Memphis State	Feb. 1, 1989	13
	Bob Sura vs. Temple	Dec. 20, 1992	13
	Derrick Carroll at South Florida	Dec. 11, 1993	13
	James Collins at Clemson	Feb. 17, 1996	13
	Adrian Crawford at Vanderbilt	Dec. 9, 2000	13
	Tim Pickett at Virginia	Jan. 29, 2003	13
	Tim Pickett at North Carolina	Feb. 21, 2004	13
	Tim Pickett vs. Iowa State	March 23, 2004	13
	Isaiah Swann at Mississippi State	March 20, 2007	13
18.	George McCloud vs. Louisville	March 12, 1989	12
	Aubry Boyd vs. La Salle	Dec. 9, 1990	12
	Derrick Carroll vs. Temple	Dec. 20, 1992	12
	Sam Cassell at North Carolina	Jan. 27, 1993	12
	Bob Sura vs. North Carolina	Feb. 27, 1993	12
	James Collins vs. Florida	Feb. 20, 1995	12
	James Collins vs. Wake Forest	Jan. 6, 1996	12
	James Collins vs. Clemson	Jan. 11, 1997	12
	James Collins at NC State	Feb. 26, 1997	12
	James Collins vs. Connecticut	March 25, 1997	12
	Tim Pickett at Virginia Tech	Jan. 4, 2002	12
	Tim Pickett vs. Savannah State	Nov. 24, 2002	12
	Tim Pickett vs. NC State	Jan. 18, 2003	12
	Tim Pickett vs. Duke	Feb. 29, 2004	12
	Von Wafer vs. Stetson	Dec. 23, 2004	12
	Von Wafer vs. Wake Forest	Jan. 18, 2005	12
	Isaiah Swann vs. North Carolina	Feb. 3, 2008	12
	Chris Singleton vs. Butler	Dec. 23, 2010	12
	Braian Angola at Duke	Dec. 30, 2017	12

### SEASON

SEASON	Name	Year	3FGA
1.	Tim Pickett	2003-04	270
2.	George McCloud	1988-89	262
3.	Tim Pickett	2002-03	259
4.	Toney Douglas	2008-09	221
5.	Bob Sura	1992-93	220
6.	James Collins	1996-97	203
7.	James Collins	1995-96	199
8.	Deividas Dulkys	2009-10	179
9.	Aubry Boyd	1990-91	178
10.	LaRae Davis	1986-87	175
11.	Toney Douglas	2007-08	174
12.	Xavier Rathan-Mayes	2014-15	171
	Dwayne Bacon	2016-17	171
14.	Braian Angola	2017-18	170
15.	Adrian Crawford	2000-01	166
	Isaiah Swann	2006-07	166
	Michael Snaer	2011-12	166
18.	Deividas Dulkys	2010-11	165
19.	Sam Cassell	1991-92	164
	Bob Sura	1993-94	164
	James Collins	1994-95	164
	Von Wafer	2004-05	164
	Michael Snaer	2010-13	164

### CAREER

CAREER	Name	Years	3FGA
1.	James Collins	1993-97	686
2.	Bob Sura	1991-95	640
3.	Deividas Dulkys	2009-12	572
4.	Tim Pickett	2002-04	529
5.	Michael Snaer	2011-13	513
6.	Toney Douglas	2007-09	473
7.	George McCloud	1985-89	466
8.	Isaiah Swann	2005-06	456
9.	Devon Bookert	2013-16	449
	Xavier Rathan-Mayes	2015-17	432
11.	Ian Miller	2011-14	409
12.	PJ Savoy	2017-19	393
13.	LaMarr Greer	1994-98	380
14.	Adrian Crawford	1999-01	375
15.	Delvon Arrington	1999-00	354
16.	Ron Hale	1996-00	339
17.	Tharon Mayes	1987-90	337
18.	Chuck Graham	1989-94	333
19.	Chris Singleton	2009-11	315
20.	Andrew Wilson	2001-06	300
21.	Von Wafer	2004-05	296

## THREE-POINT PERCENTAGE

### GAME (MINIMUM 3 ATTEMPTS)

GAME	Name	Date	Pct.
1.	George McCloud at South Carolina	Feb. 14, 1987	1.000 (4-4)
	Jerome Fitchett vs. Pittsburgh	Dec. 28, 1987	1.000 (3-3)
	Brad Johnson vs. Iowa	March 18, 1988	1.000 (3-3)
	George McCloud vs. South Florida	Dec. 20, 1988	1.000 (3-3)
	Chad Copeland vs. Samford	Dec. 19, 1989	1.000 (3-3)
	Michael Polite vs. Rhode Island	Dec. 29, 1989	1.000 (3-3)
	Chuck Graham at Miami	Jan. 18, 1990	1.000 (3-3)
	Chad Copeland vs. Miami	Feb. 17, 1990	1.000 (3-3)
	Bob Sura vs. UNC Asheville	Jan. 2, 1992	1.000 (3-3)
	Sam Cassell at Clemson	Jan. 20, 1993	1.000 (6-6)
	Sam Cassell vs. Tulane	March 20, 1993	1.000 (7-7)
	James Collins vs. South Florida	Nov. 29, 1994	1.000 (7-7)
	Scott Shepherd at Maryland	Feb. 11, 1995	1.000 (3-3)
	LaMarr Greer at Virginia	Jan. 3, 1996	1.000 (3-3)
	Avery Curry vs. Wake Forest	Jan. 6, 1996	1.000 (3-3)
	Geoff Brower at North Carolina	Feb. 24, 1996	1.000 (5-5)
	LaMarr Greer vs. Southwestern Louisiana	Nov. 22, 1996	1.000 (3-3)
	LaMarr Greer vs. Arizona	Dec. 23, 1997	1.000 (3-3)
	Tharon Mayes vs. Monmouth	Feb. 2, 1998	1.000 (5-5)
	Adrian Crawford vs. Wake Forest	Jan. 20, 1999	1.000 (4-4)
	Antwan Dixon vs. Binghamton	Dec. 21, 2000	1.000 (4-4)
	Adrian Crawford vs. Duke	Jan. 4, 2001	1.000 (3-3)
	Delvon Arrington vs. Virginia	Feb. 17, 2001	1.000 (3-3)
	Adrian Crawford at North Carolina	Feb. 22, 2001	1.000 (4-4)
	Nate Johnson at Stetson	Dec. 28, 2003	1.000 (6-6)
	Ralph Mims vs. Maine	Dec. 8, 2007	1.000 (3-3)
	Ralph Mims vs. College of Charleston	Dec. 18, 2007	1.000 (3-3)
	Toney Douglas at Virginia Tech	Jan. 29, 2008	1.000 (3-3)
	Chris Singleton vs. Alabama	Nov. 27, 2009	1.000 (3-3)
	Derwin Kitchen vs. Maryland	Feb. 4, 2010	1.000 (3-3)
	Deividas Dulkys vs. Stetson	Nov. 16, 2012	1.000 (4-4)
	Michael Snaer vs. Wake Forest	Jan. 25, 2012	1.000 (4-4)
	Montay Brandon vs. Saint Joseph's	Nov. 17, 2012	1.000 (3-3)
	Ian Miller vs. UT-Martin	Nov. 17, 2013	1.000 (3-3)
	Devon Bookert vs. Georgia Tech	March 2, 2014	1.000 (4-4)
	Devon Bookert vs. Georgetown	March 24, 2014	1.000 (4-4)
	Xavier Rathan-Mayes vs. The Citadel	Nov. 25, 2014	1.000 (5-5)
	Benji Bell vs. Southeastern Louisiana	Dec. 13, 2015	1.000 (4-4)
	Devon Bookert at NC State	Jan. 13, 2016	1.000 (4-4)
	Mfondu Kabengele at Syracuse	Feb. 5, 2019	1.000 (4-4)

### SEASON

SEASON	Name	Year	Pct.
1.	Devon Bookert	2012-13	.525 (32-61)
2.	Andrew Wilson	2005-06	.500 (41-82)
3.	Tharon Mayes	1987-88	.460 (46-100)
4.	LaRae Davis	1986-87	.457 (80-175)
5.	George McCloud	1987-88	.453 (72-159)
6.	Pee Wee Barber	1986-87	.447 (72-161)
7.	Al Thornton	2006-07	.444 (36-81)
8.	George McCloud	1988-89	.439 (115-262)
	James Collins	1994-95	.439 (72-164)
10.	Devon Bookert	2013-14	.431 (44-102)
11.	Damous Anderson	1999-00	.430 (52-121)
12.	Benji Bell	2015-16	.426 (23-54)
13.	Nate Johnson	2003-04	.420 (42-100)
	Adam Waleskowski	2004-05	.420 (21-50)
	Braian Angola	2016-17	.420 (21-50)
15.	Isaiah Swann	2006-07	.410 (68-166)
16.	Tim Pickett	2003-04	.407 (110-270)
17.	Adam Waleskowski	2003-04	.404 (21-52)
	Michael Snaer	2011-12	.404 (67-166)
19.	Michael Joiner	2001-02	.403 (31-77)
20.	PJ Savoy	2016-17	.400 (40-100)

### CAREER

CAREER	Name	Years	Pct.
1.	LaRae Davis	1986-87	.457 (80-175)
2.	Pee Wee Barber	1986-87	.447 (72-161)
3.	Al Thornton	2003-07	.438 (63-144)
4.	George McCloud	1986-89	.431 (201-468)
5.	Devon Bookert	2013-16	.419 (188-449)
6.	Damous Anderson	1999-00	.412 (54-131)
7.	Nate Johnson	2002-04	.391 (72-184)
8.	Malik Beasley	2016	.387 (55-142)
9.	Braian Angola	2017-18	.386 (85-220)
10.	Michael Snaer	2010-13	.382 (196-513)
11.	Tharon Mayes	1988-90	.380 (128-337)
12.	Isaiah Swann	2005-08	.377 (172-456)
13.	Toney Douglas	2007-09	.376 (178-473)
14.	James Collins	1994-97	.372 (255-686)
15.	Tim Pickett	2002-04	.367 (194-529)
	Andrew Wilson	2001-06	.367 (110-300)
17.	Sam Cassell	1992-93	.366 (108-295)
	Phil Cofer	2015-19	.366 (89-243)
19.	Von Wafer	2003-05	.365 (108-296)
20.	Derrick Carroll	1993-95	.362 (77-213)



## SCHOOL RECORDS

### FREE THROWS MADE

GAME	Name	Date	FTM
1.	Jim Oler at Rollins	Jan. 31, 1955	22
	Jim Oler vs. Morningside	Dec. 16, 1955	22
3.	Jim Oler at Rollins	Feb. 13, 1956	20
4.	Jim Oler vs. Boston University	Dec. 20, 1955	17
	Jim Oler vs. Miami	Jan. 7, 1956	17
	Jim Oler at Georgia Teachers College	Jan. 14, 1956	17
	Jim Oler vs. Tampa	Feb. 7, 1956	17
8.	Ham Wernke at Mississippi State	Dec. 4, 1953	16
	Jim Oler vs. Montana State	March 7, 1955	16
	Hugh Durham vs. Loyola of New Orleans	Feb. 20, 1957	16
	Bob Sura vs. South Florida	Nov. 29, 1994	16
12.	Jim Oler at Florida Southern	Feb. 18, 1956	15
	Jim Oler at Miami	Feb. 25, 1956	15
	Hugh Durham vs. Stetson	Jan. 19, 1957	15
	Hugh Durham at Georgia	Jan. 21, 1957	15
	Hugh Durham vs. Georgia	Jan. 2, 1958	15
	Al Thornton vs. Duke	March 1, 2006	15

### SEASON

	Name	Year	FTM
1.	Jim Oler	1955-56	310
2.	Jim Oler	1954-55	221
3.	Toney Douglas	2008-09	188
4.	Gary Schull	1965-66	174
5.	Al Thornton	2006-07	166
6.	Hugh Durham	1958-59	162
7.	Hugh Durham	1956-57	155
	Murray Brown	1978-79	155
9.	George McCloud	1988-89	154
10.	Mickey Dillard	1979-80	151
	Mickey Dillard	1980-81	151
12.	Jim Oler	1953-54	140

### CAREER

	Name	Years	FTM
1.	Jim Oler	1952-56	761
2.	Bob Sura	1991-95	454
3.	Mickey Dillard	1976-81	448
4.	Hugh Durham	1956-59	441
5.	Okaro White	2011-14	401
6.	Ham Wernke	1951-55	396
7.	Al Thornton	2003-07	366
8.	Toney Douglas	2007-09	357
9.	Murray Brown	1976-80	338
10.	Doug Edwards	1990-93	332
11.	Gary Schull	1963-66	326
12.	Dave Cowens	1967-70	315
	George McCloud	1985-89	315

### FREE THROWS ATTEMPTED

GAME	Name	Date	FTA
1.	Jim Oler vs. Morningside	Dec. 16, 1955	30
2.	Jim Oler vs. Rollins	Jan. 31, 1955	29
3.	Jim Oler at Georgia Teachers College	Jan. 14, 1956	23
	Jim Oler vs. Florida Southern	Feb. 13, 1956	23
5.	Jim Oler vs. Miami	Jan. 7, 1956	22
	Hugh Durham vs. Stetson	Jan. 7, 1956	22
7.	Jim Oler vs. Tampa	Feb. 7, 1956	21
	Hugh Durham vs. Loyola of New Orleans	Feb. 20, 1957	21
9.	Ham Wernke at Mississippi State	Dec. 4, 1953	20
	Hugh Durham vs. Georgia	Jan. 2, 1958	20
11.	Jim Oler at Stetson	Jan. 29, 1955	19
	Jim Oler vs. Boston University	Dec. 20, 1955	19
	Jim Oler at Florida Southern	Feb. 18, 1956	19
	Gary Schull vs. Memphis	Jan. 15, 1966	19
	Harry Davis vs. Memphis State	Jan. 15, 1978	19
	Murray Brown at Tulane	Jan. 10, 1979	19

### SEASON

	Name	Year	FTA
1.	Jim Oler	1955-56	380
2.	Jim Oler	1954-55	289
3.	Gary Schull	1965-66	248
4.	Toney Douglas	2008-09	232
5.	Murray Brown	1978-79	218
6.	Hugh Durham	1956-57	213
7.	Al Thornton	2006-07	210
8.	Hugh Durham	1958-59	201
9.	Mickey Dillard	1979-80	197
10.	Elvis Rolle	1980-81	195
11.	Ham Wernke	1952-53	193
12.	Mickey Dillard	1980-81	190
	Michael Polite	1990-91	190

### CAREER

	Name	Years	FTA
1.	Jim Oler	1952-56	975
2.	Bob Sura	1991-95	696
3.	Mickey Dillard	1976-81	584
4.	Hugh Durham	1956-59	568
5.	Ham Wernke	1951-55	533
6.	Al Thornton	2003-07	522
7.	Okaro White	2011-14	502
8.	Murray Brown	1976-80	484
9.	Gary Schull	1963-66	472
10.	Dave Cowens	1967-70	464
11.	Doug Edwards	1990-93	458
12.	Michael Polite	1988-91	450

### FREE THROW PERCENTAGE

#### GAME (MINIMUM 9 ATTEMPTS)

	Name	Date	Pct.
1.	Jim Oler vs. Tampa	Jan. 6, 1954	1.000 (9-9)
	Gary Wold vs. Miami	Dec. 27, 1954	1.000 (10-10)
	Jacob Ward vs. New York University	Dec. 30, 1955	1.000 (10-10)
	Hugh Durham at Rollins	Feb. 4, 1957	1.000 (12-12)
	Hugh Durham vs. Murray State	Dec. 7, 1957	1.000 (14-14)
	Hugh Durham vs. Furman	Feb. 6, 1958	1.000 (11-11)
	Hugh Durham at Oklahoma City	Jan. 31, 1959	1.000 (10-10)
	Hugh Durham at Stetson	Feb. 21, 1959	1.000 (10-10)
	Hugh Durham at Miami	Feb. 28, 1959	1.000 (9-9)
	Dave Fedor at Miami	Feb. 27, 1960	1.000 (11-11)
	Ron Melman vs. Georgia Tech	Jan. 20, 1965	1.000 (9-9)
	Darrel Stewart at Florida	Dec. 8, 1965	1.000 (9-9)
	Gary Schull vs. Auburn	Dec. 21, 1965	1.000 (10-10)
	Ron King vs. North Carolina	March 23, 1972	1.000 (10-10)
	Granville Arnold at Virginia Tech	March 3, 1984	1.000 (10-10)
	Tony Dawson vs. Florida International	Dec. 2, 1987	1.000 (10-10)
	George McCloud at Jacksonville	Jan. 11, 1989	1.000 (9-9)
	Doug Edwards vs. Clemson	Feb. 8, 1992	1.000 (14-14)
	Nick Bryant at Florida Atlantic	Dec. 1, 1993	1.000 (11-11)
	Bob Sura vs. South Florida	Nov. 29, 1994	1.000 (16-16)
	Ron Hale vs. Georgia Tech	Feb. 11, 1999	1.000 (9-9)
	Anthony Richardson at Georgia Tech	Jan. 14, 2003	1.000 (10-10)
	Al Thornton at Miami	March 3, 2007	1.000 (11-11)
	Uche Echefu vs. La Salle	Jan. 5, 2008	1.000 (11-11)
	Michael Snaer vs. Auburn	Jan. 4, 2012	1.000 (10-10)
	Okaro White vs. Maryland	Jan. 30, 2013	1.000 (10-10)
	Okaro White vs. Virginia Tech	Feb. 2, 2014	1.000 (9-9)
	Mfiondu Kabengele vs. North Florida	Dec. 19, 2018	1.000 (10-10)

#### SEASON

	Name	Year	FTM-FTA	Pct.
1.	Ken Macklin	1969-70	51-57	.895
2.	George McCloud	1988-89	154-176	.875
3.	Ian Miller	2013-14	96-110	.873
4.	Jerry Shirley	1963-64	59-68	.868
5.	Tim Pickett	2002-03	77-89	.865
6.	Ron Harris	1969-70	46-54	.852
7.	Uche Echefu	2008-09	89-105	.848
8.	Michael Snaer	2011-12	88-104	.846
9.	Ron Malmen	1964-65	58-69	.841
10.	Randy Cable	1967-68	42-50	.840
	Isaiah Swann	2007-08	42-50	.840
12.	Granville Arnold	1983-84	78-93	.839
13.	Braian Angola	2017-18	103-123	.837
14.	Tharon Mayes	1989-90	105-126	.833

#### CAREER (MINIMUM 75 MADE)

	Name	Years	FTM-FTA	Pct.
1.	Ken Leakey	1964-66	75-91	.824
2.	Braian Angola	2017-18	135-164	.823
3.	Granville Arnold	1983-85	154-189	.815
4.	Tim Pickett	2002-04	140-172	.814
5.	Jerry Shirley	1963-65	161-198	.813
	Malik Beasley	2016	104-128	.813
7.	Toney Douglas	2007-09	357-443	.806
	Ian Miller	2011-14	183-227	.806
9.	Okaro White	2011-14	401-502	.799
10.	Uche Echefu	2006-09	264-331	.798
11.	Ralph Mims	2005-08	226-284	.796
12.	Devon Bookert	2013-16	214-270	.793
13.	Dave Fedor	1960-62	286-363	.788
14.	Pee Wee Barber	1986-87	200-254	.787
15.	Tharon Mayes	1988-90	200-255	.784



## SCHOOL RECORDS

### REBOUNDS

#### GAME

GAME	Name	Date	Rebounds
1.	Rick Benson vs. Florida Southern	Jan. 7, 1955	32
2.	Dave Cowens vs. LSU	Dec. 16, 1967	31
3.	Dave Cowens at The Citadel	Feb. 7, 1968	30
4.	Dave Fedor at Jacksonville	Dec. 29, 1959	28
	Dave Fedor vs. Rollins College	Feb. 11, 1960	28
	Dave Cowens vs. Florida Southern	Feb. 27, 1969	28
7.	Gary Schull vs. Jacksonville	Feb. 10, 1966	27
	Dave Cowens vs. Stetson	Feb. 10, 1969	27
9.	Don Boltz vs. Stetson	Jan. 16, 1958	26
	Dave Cowens vs. Hawaii	Jan. 23, 1969	26
11.	Rick Benson vs. Miami	Dec. 20, 1954	25
	Dave Cowens vs. Clemson	Jan. 22, 1970	25
13.	Rick Benson vs. Montana State	March 7, 1955	24
	Dave Cowens vs. George Washington	Dec. 29, 1967	24
	Dave Cowens at Evansville	Dec. 30, 1967	24
	Dave Cowens vs. Hofstra	Jan. 26, 1968	24
17.	Don Boltz vs. Miami	Jan. 17, 1959	23
	Dave Cowens vs. Florida Southern	Feb. 10, 1968	23
	Lawrence McCray vs. Connecticut	Jan. 6, 1973	23

#### SEASON

	Name	Year	Rebounds	Avg.
1.	Dave Cowens	1967-68	456	16.9
2.	Rick Benson	1954-55	451	17.3
3.	Dave Cowens	1969-70	447	17.2
4.	Dave Cowens	1968-69	437	17.5
5.	Dave Fedor	1959-60	400	16.0
6.	Reggie Royals	1970-71	390	15.0
7.	Reggie Royals	1971-72	351	11.0
8.	Dave Fedor	1960-61	336	14.0
9.	Gary Schull	1965-66	331	12.7
10.	Don Boltz	1957-58	303	12.1

#### 500-REBOUND CLUB

	Name	Years	Games	Avg.	Rebounds
1.	Dave Cowens	1967-70	78	17.2	1340
2.	Reggie Royals	1970-73	84	11.9	1006
3.	Dave Fedor	1959-62	72	13.5	969
4.	Greg Grady	1972-76	100	7.9	793
5.	Doug Edwards	1990-93	93	8.5	788
6.	Gary Schull	1963-66	76	10.2	783
7.	Lawrence McCray	1971-74	84	9.0	759
8.	Tat Hunter	1986-89	117	6.5	758
9.	Corey Louis	1994-98	107	7.1	755
10.	Randy Allen	1984-87	115	6.4	738
11.	Harry Davis	1974-78	108	6.8	735
12.	Kris Anderson	1976-81	107	6.7	715
13.	Bob Sura	1991-95	119	6.0	714
14.	Terance Mann	2016-19	140	5.1	710
15.	Okaro White	2011-14	139	5.1	704
16.	Michael Polite	1987-91	99	6.8	673
17.	Rodney Dohard	1989-93	122	5.2	643
18.	Murray Brown	1976-80	106	6.1	642
19.	Al Thornton	2004-07	124	5.2	641
20.	David Thompson	1975-78	83	7.5	619
21.	Uche Ecefu	2006-09	131	4.7	613
22.	Bob Williams	1955-57	72	8.4	604
23.	Chris Singleton	2009-11	95	6.2	586
24.	Don Boltz	1957-59	48	11.8	567
25.	Kirk Luchman	1993-97	111	5.0	552
26.	Michael Joiner	2001-04	120	4.6	550
27.	Ray Swain	1959-60	72	11.6	534
	Willie Williams	1968-70	52	10.3	534
29.	Rowland Garrett	1969-72	76	6.9	525
	Zach Perkins	1973-76	82	6.4	525
31.	Jerry Shirley	1963-65	73	7.2	522
32.	Montay Brandon	2013-16	135	3.8	518
33.	Andre Reid	1990-95	121	4.2	507

### ASSISTS

#### GAME

GAME	Name	Date	Assists
1.	Otto Petty vs. South Alabama	Jan. 19, 1972	16
	Tony William vs. Jacksonville	Feb. 12, 1983	16
3.	Otto Petty at Pan American	Dec. 23, 1970	15
	Otto Petty vs. Samford	Jan. 16, 1971	15
	Carlton Byrd vs. Stetson	Feb. 12, 1977	15
	Tony Jackson vs. Ala.-Birmingham	Feb. 20, 1980	15
7.	Otto Petty vs. Biscayne	Dec. 3, 1970	14
	Otto Petty vs. Northwestern	Dec. 23, 1972	14
	Wayne Smalls vs. Cal. State-Bakersfield	Dec. 18, 1974	14
10.	Otto Petty at Pan American	Dec. 23, 1970	13
	Otto Petty vs. Stetson	Jan. 17, 1973	13
	Otto Petty vs. Seton Hall	Feb. 3, 1973	13
	Carlton Byrd vs. South Florida	Feb. 9, 1974	13
	Tony William vs. Monmouth College	March 5, 1984	13
	Delvon Arrington at Georgia Tech	Jan. 9, 1999	13
	Luke Loucks vs. North Carolina	March 11, 2012	13

#### SEASON

	Name	Year	Assists
1.	Otto Petty	1970-71	227
2.	Tony Jackson	1979-80	216
3.	Tony William	1983-84	215
4.	Otto Petty	1972-73	202
5.	Kerry Thompson	1996-97	184
6.	Delvon Arrington	1999-00	182
	Delvon Arrington	2001-02	182
8.	Delvon Arrington	1998-99	181
9.	Otto Petty	1971-72	173
10.	Kerry Thompson	1997-98	172
11.	Dean Shaffer	1984-85	171
12.	Sam Cassell	1992-93	170
13.	Xavier Rathan-Mayes	2016-17	168
14.	Tony Jackson	1977-78	166
15.	Carlton Byrd	1976-77	159

#### CAREER

	Name	Years	Assists
1.	Delvon Arrington	1999-02	688
2.	Otto Petty	1970-73	602
3.	Tony Jackson	1976-80	561
4.	Tony William	1981-84	482
5.	Xavier Rathan-Mayes	2015-17	451
6.	Bob Sura	1991-95	435
7.	Carlton Byrd	1973-77	401
8.	Charlie Ward	1990-94	396
9.	Luke Loucks	2009-12	391
10.	LaMarr Greer	1994-98	361
	Kerry Thompson	1996-98	356
	Todd Galloway	2003-06	356
13.	Devon Bookert	2013-16	347
14.	<b>Trent Forrest</b>	<b>2017-Pr.</b>	<b>331</b>
15.	Isaiah Swann	2005-08	328
16.	Skip Young	1968-71	320
17.	Dean Shaffer	1983-85	317



Dave Cowens, one of the greatest players in school history, holds Florida State's school records for rebounds in a single season (456 in 1968) and in his career as a Seminole (1,340 from 1968-70).

## SCHOOL RECORDS

### STEALS

GAME	Name	Date	Steals
1.	Chris Singleton vs. UNC Greensboro	Nov. 19, 2010	10
2.	Tony William vs. Memphis State	Feb. 26, 1983	9
	Charlie Ward vs. South Carolina	March 2, 1991	9
	Bob Sura at Georgia Tech	March 2, 1995	9
5.	Charlie Ward at Wake Forest	Jan. 11, 1992	8
	Sam Cassell at Jacksonville	Feb. 2, 1993	8
	Sam Cassell at Connecticut	Feb. 6, 1993	8
8.	Carlton Byrd vs. Troy State	Jan. 8, 1977	7
	Tony Jackson at Tulane	Jan. 7, 1978	7
	Mickey Dillard vs. Florida	Dec. 8, 1979	7
	Tony William vs. South Florida	Dec. 10, 1982	7
	Tony William vs. New Mexico	Feb. 22, 1983	7
	Dean Shaffer at Louisville	Jan. 25, 1984	7
	Charlie Ward vs. Arkansas	Jan. 21, 1991	7
	Charlie Ward vs. Mercer	Jan. 20, 1992	7
	Sam Cassell vs. Maryland Baltimore County	Dec. 28, 1992	7
	Bob Sura vs. UNC Greensboro	Dec. 30, 1993	7
	Kerry Thompson vs. Butler	Dec. 30, 1996	7
	Delvon Arrington at Clemson	Feb. 23, 2002	7
	Tim Pickett vs. Davidson	Dec. 30, 2002	7

### SEASON

Name	Year	Steals	
1.	Sam Cassell	1992-93	97
2.	Toney Douglas	2007-08	90
3.	Tim Pickett	2002-03	82
	Tim Pickett	2003-04	82
5.	Dean Shaffer	1984-85	81
6.	Terrell Baker	1998-99	80
7.	Tony Williams	1982-83	75
	Charlie Ward	1991-92	75
9.	Tony Jackson	1977-78	73
10.	Charlie Ward	1990-91	71
	Kerry Thompson	1996-97	71
	Chris Singleton	2009-10	71
13.	Dean Shaffer	1983-84	70
	<b>Trent Forrest</b>	<b>2018-19</b>	<b>70</b>
15.	Tony William	1981-82	66
16.	Tony Jackson	1979-80	65
	Bob Sura	1993-94	65
18.	Delvon Arrington	1998-99	64
19.	Toney Douglas	2008-09	63
20.	Toney Williams	1983-84	62
	James Collins	1995-96	62

### CAREER

Name	Years	Steals	
1.	Charlie Ward	1990-94	238
2.	Delvon Arrington	1999-02	225
3.	Bob Sura	1991-95	209
4.	Tony William	1982-84	203
5.	Tony Jackson	1977-80	202
6.	James Collins	1993-97	191
7.	Toney Douglas	2007-09	188
8.	Chris Singleton	2009-11	180
9.	Mickey Dillard	1977-81	165
	<b>Trent Forrest</b>	<b>2017-Pr.</b>	<b>165</b>
11.	Tim Pickett	2002-04	164
12.	Sam Cassell	1991-93	153
13.	Dean Shaffer	1984-86	151
14.	Terrell Baker	1997-99	139
	Isaiah Swann	2005-08	139
	Devon Bookert	2013-16	139
17.	Devidas Dulkys	2009-12	138
18.	LaMarr Greer	1994-98	136
19.	Derwin Kitchen	2009-11	133
	Jason Rich	2005-08	133
21.	Tharon Mayes	1988-90	131
	Kerry Thompson	1996-98	131

### BLOCKS

GAME	Name	Date	Blocks
1.	Andre Reid vs. Bethune Cookman	Dec. 5, 1993	9
	Corey Louis vs. Maryland	Jan. 10, 1995	9
3.	Greg Grady vs. Stetson	Jan. 17, 1973	8
	Doug Edwards at Jacksonville	Feb. 2, 1993	8
	Andre Reid vs. UNC Greensboro	Dec. 30, 1993	8
	Andre Reid vs. Florida Atlantic	Dec. 3, 1994	8
7.	Rodney Dobard vs. Auburn	Dec. 3, 1989	7
	Rodney Dobard vs. UMBC	Dec. 28, 1992	7
	Rodney Dobard vs. Maryland	Jan. 13, 1993	7
	Solomon Alabi vs. Boston College	Feb. 14, 2010	7
	Boris Bojanovsky vs. UMass	Dec. 21, 2013	7
	Jonathan Isaac vs. Notre Dame	Jan. 18, 2017	7
	Ike Obiagu vs. Boston College	March 3, 2018	7
14.	Andre Reid vs. Texas Southern	Nov. 27, 1990	6
	Rodney Dobard vs. South Florida	Dec. 18, 1990	6
	Rodney Dobard vs. Louisville	Jan. 12, 1991	6
	Rodney Dobard vs. Memphis State	Feb. 21, 1991	6
	Rodney Dobard vs. UCLA	Nov. 27, 1992	6
	Rodney Dobard vs. South Florida	Dec. 30, 1992	6
	Rodney Dobard at Wake Forest	Jan. 9, 1993	6
	Rodney Dobard at North Carolina	Jan. 27, 1993	6
	Rodney Dobard at NC State	Feb. 17, 1993	6
	Rodney Dobard vs. Evansville	March 18, 1993	6
	Andre Reid vs. Florida Atlantic	Dec. 1, 1993	6
	Andre Reid vs. Florida	Dec. 17, 1994	6
	Corey Louis at Maryland	Feb. 11, 1995	6
	Randell Jackson vs. Marist	Dec. 28, 1996	6
	Randell Jackson vs. Virginia	Feb. 28, 1998	6
	David Anderson vs. Duke	Jan. 16, 2000	6
	Solomon Alabi vs. Charleston Southern	Dec. 19, 2008	6
	Xavier Gibson vs. Stetson	Nov. 18, 2009	6
	Solomon Alabi vs. Georgia State	Dec. 15, 2009	6
	Okaro White at Maryland	Jan. 9, 2013	6
	Boris Bojanovsky vs. Wake Forest	Feb. 15, 2014	6
	Jarquez Smith vs. South Florida	Dec. 20, 2014	6
	Boris Bojanovsky vs. Va. Commonwealth	Dec. 6, 2015	6
	Boris Bojanovsky vs. Notre Dame	Feb. 27, 2016	6
	Ike Obiagu vs. NC State	Feb. 25, 2018	6

### SEASON

Name	Year	Blocks	
1.	Rodney Dobard	1992-93	111
2.	Bernard James	2010-11	82
	Bernard James	2011-12	82
4.	Solomon Alabi	2009-10	75
5.	Corey Louis	1994-95	74
6.	Solomon Alabi	2009-10	73
7.	Ike Obiagu	2018	71
8.	Boris Bojanovsky	2013-14	67
9.	Boris Bojanovsky	2015-16	59
10.	Mfiondu Kabengele	2018-19	56
11.	Alton Lee Gipson	1983-84	54
	Andre Reid	1993-94	54
13.	Christ Koumadje	2018-19	52
14.	Corey Louis	1997-98	49
	Jonathan Isaac	2016-17	49
16.	Chris Singleton	2010-11	48
17.	Elvis Rolle	1980-81	47
	Alton Lee Gipson	1984-85	47
	Rodney Dobard	1990-91	47
	Chris Singleton	2009-10	47
20.	Rodney Dobard	1991-92	46
	Randell Jackson	1996-97	46

### CAREER

Name	Years	Blocks	
1.	Rodney Dobard	1990-93	239
2.	Corey Louis	1995-98	196
3.	Boris Bojanovsky	2013-16	195
4.	Bernard James	2011-12	164
5.	Andre Reid	1991-95	161
6.	Solomon Alabi	2008-10	159
7.	Christ Koumadje	2016-19	146
8.	Chris Singleton	2009-11	136
9.	Jarquez Smith	2014-17	123
10.	Doug Edwards	1991-93	121
11.	Mike Mathews	2001-04	118
12.	Randell Jackson	1996-98	113
13.	Okaro White	2011-14	107
14.	Randy Allen	1984-87	103
15.	Alton Lee Gipson	1984-85	101
16.	Xavier Gibson	2009-12	100
17.	Elvis Rolle	1980-81	89
18.	Jerome Fitchett	1985-88	85
	Mfiondu Kabengele	2018-19	85
20.	Anthony Richardson	2002-05	84
21.	Michael Ojo	2013-15, 17	78



## SCHOOL RECORDS

### GAMES PLAYED

#### CAREER

	Name	Years	Games
1.	Terance Mann	2016-19	140
2.	Okaro White	2011-14	139
3.	Luke Loucks	2009-12	136
	Boris Bojanovsky	2013-16	136
	Jarquez Smith	2014-17	136
6.	Montay Brandon	2013-16	135
7.	Michael Snaer	2010-13	134
8.	Phil Cofer	2015-19	133
9.	Uche Echefu	2006-09	131
	Deividas Dulkys	2009-12	131
	Devon Bookert	2013-16	131
	Michael Ojo	2013-15, 17	131
13.	Andrew Wilson	2001-06	129
	Jason Rich	2005-08	129
15.	Ralph Mims	2005-08	128
16.	Ryan Reid	2007-10	126
17.	Al Thornton	2003-07	124
	Xavier Gibson	2009-12	124
19.	Todd Galloway	2003-06	123
	Rodney Dobard	1989-93	123
21.	Adam Waleskowski	2001-05	122
	Christ Koumadje	2016-19	122
23.	Andre Reid	1990-95	121
24.	Ron Hale	1996-00	120
	Michael Joiner	2001-04	120
	Isaiah Swann	2005-08	120
27.	Bob Sura	1991-95	119
	Anthony Richardson	2001-05	119
29.	Jerome Fitchett	1984-88	118
	Chuck Graham	1989-94	118
	Delvon Arrington	1999-02	118
31.	Tat Hunter	1985-89	117
	George McCloud	1985-89	117
	LaMarr Greer	1994-98	117

### GAMES STARTED

#### CAREER

	Name	Years	Games Started
1.	Montay Brandon	2013-16	122
2.	Delvon Arrington	1999-02	117
3.	Randy Allen	1984-87	112
4.	Michael Snaer	2010-13	110
5.	Jason Rich	2005-08	106
6.	Michael Joiner	2001-04	105
7.	James Collins	1994-97	102
8.	LaMarr Greer	1995-98	101
	Terance Mann	2016-19	101
10.	Bob Sura	1992-95	99
11.	Xavier Rathan-Mayes	2015-17	97
12.	Toney Douglas	2007-09	95
13.	Okaro White	2011-14	94
14.	Doug Edwards	1991-93	93
15.	Chris Singleton	2009-11	91
16.	Tony Jackson	1977-80	89
	Corey Louis	1995-98	89
18.	Rodney Dobard	1990-93	88
19.	Uche Echefu	2006-09	87
20.	Reggie Royals	1971-73	84
	Lawrence McCray	1972-74	84
	Isaiah Swann	2005-08	84
23.	Phil Cofer	2015-19	83
24.	Derwin Kitchen	2009-11	82
	Tony William	1932-84	82
26.	Greg Grady	1973-76	79
	Kris Anderson	1977-79, 81	79

### DOUBLE-DOUBLES

#### SEASON

	Name	Years	Games
1.	Dave Cowens	1968-69	24
2.	Rick Benson	1954-55	23
	Reggie Royals	1970-71	23
4.	Dave Cowens	1969-70	21
5.	Dave Cowens	1967-68	20
6.	Dave Fedor	1959-60	19
7.	Gary Schull	1965-66	17
	Willie Williams	1969-70	17
	Reggie Royals	1971-72	17
11.	Dave Fedor	1960-61	16
	Douglas Edwards	1992-93	16
12.	Elvis Rolle	1980-81	15
13.	Greg Grady	1974-75	14
14.	Douglas Edwards	1991-92	13
15.	Dick Artmeier	1954-55	12
	Rowland Garrett	1971-72	12
17.	Rowland Garrett	1970-71	11
	Reggie Royals	1972-73	11
	Murray Brown	1978-79	11
	Elvis Rolle	1979-80	11
	Michael Polite	1989-90	11
22.	Lawrence McCray	1973-74	10
	Mitchell Wiggins	1981-82	10
	Michael Polite	1990-91	10
25.	Lawrence McCray	1972-73	9
	Greg Grady	1973-74	9
	Harry Davis	1976-77	9

	Name	Years	Games
	Murray Brown	1978-79	9
	Irv Thomas	1989-90	9
	Alexander Johnson	2005-06	9
29.	Dave Fedor	1961-62	8
	Murray Brown	1979-80	8
	Randy Allen	1986-87	8
	Tony Dawson	1987-88	8
	Tat Hunter	1988-89	8
	Al Thornton	2005-06	8
	Jonathan Isaac	2016-17	8
35.	Dave Fedor	1960-61	7
	Jan Gies	1967-68	7
	Vernell Ellzy	1970-71	7
	Lawrence McCray	1971-72	7
	Doug Edwards	1990-91	7
	Corey Louis	1994-95	7
	Chris Singleton	2009-11	7
	Bernard James	2011-12	7
43.	Willie Williams	1968-69	6
	Otto Petty	1970-71	6
	Tony Dawson	1988-89	6
	Irv Thomas	1988-89	6
	Corey Louis	1997-98	6

#### CAREER

	Name	Years	No.	Name	Years	No.	
1.	Dave Cowens	1968-70	65	30.	Bernard James	2011-12	11
2.	Reggie Royals	1971-73	51	31.	Dick Danford	1966-68	9
3.	Dave Fedor	1960-62	44		Jan Gies	1968-70	9
4.	Doug Edwards	1991-93	36		Vernell Ellzy	1970-71	9
5.	Greg Grady	1973-76	31		Alton Lee Gipson	1984-85	9
6.	Gary Schull	1964-66	29		Alexander Johnson	2004-06	9
7.	Lawrence McCray	1972-74	26		Uche Echefu	2006-09	9
	Elvis Rolle	1979-81	26		Okaro White	2011-14	9
9.	Rowland Garrett	1970-72	24	38.	Rodney Dobard	1990-93	8
10.	Rick Benson	1952-55	23		Kirk Luchman	1994-97	8
	Willie Williams	1969-70	23		Jonathan Isaac	2016-17	8
12.	Michael Polite	1988-91	21	41.	Gary Wold	1953-56	6
	Murray Brown	1977-80	21		Carlton Byrd	1974-77	6
	Harry Davis	1975-78	21		Solomon Alabi	2008-10	6
15.	Corey Louis	1995-98	19	44.	Larry Warren	1974-76	5
	Tat Hunter	1986-89	19		Randell Jackson	1996-98	5
17.	Mitchell Wiggins	1982-83	16		Delvon Arrington	1999-02	5
	Randy Allen	1984-87	16		Nigel Dixon	2000-02	5
	Al Thornton	2003-07	16		Tim Pickett	2003-04	5
20.	Irv Thomas	1989-90	15	49.	Jerry Shirley	1963-65	4
21.	Tony Dawson	1988-89	14		Bill Glenn	1966-67	4
22.	Jerry Shirley	1963-65	13		Ron King	1971-73	4
	David Thompson	1976-78	13		Zach Perkins	1973-76	4
	Kris Anderson	1977-79, 81	13		Maurice Robinson	1993-94	4
25.	Dick Artmeier	1953-56	12		Ron Hale	1997-00	4
	Otto Petty	1971-73	12		Antwan Dixon	1999-02	4
	Zach Perkins	1973-76	12		Dwayne Bacon	2015-16	4
	Bob Sura	1992-95	12				
	Chris Singleton	2009-11	12				

### TRIPLE-DOUBLES

#### SEASON

	Name, Opponent	Date	Pts.	Rebs.	Assists
1.	Reggie Royals vs. Georgia Southern	Dec. 1, 1972	12	16	10
	Bob Sura vs. NC State	Jan. 15, 1995	19	12	12
	Chris Singleton vs. UNC Greensboro	Nov. 17, 2010	22	11	10*

\*Singleton's triple-double included steals

#### CAREER

	Name, Opponent	Date	Pts.	Rebs.	Assists
1.	Reggie Royals vs. Georgia Southern	Dec. 1, 1972	12	16	10
	Bob Sura vs. NC State	Jan. 15, 1995	19	12	12
	Chris Singleton vs. UNC Greensboro	Nov. 17, 2010	22	11	10*

\*Singleton's triple-double included steals

## ALL-TIME SCORING

Rank	Name	Years	GP	FGM	FGA	Pct.	3FGM	3FGA	Pct.	FTM	FTA	Pct.	Points	Avg.
1.	Bob Sura	1992-95	119	731	1626	.450	214	640	.334	454	696	.652	2,130	17.9
2.	Jim Oler	1953-56	91	528	1303	.405	761	975	.781				1,817	20.0
3.	James Collins	1994-97	112	645	1433	.450	255	686	.372	248	365	.679	1,793	16.0
4.	Mickey Dillard	1977-81	115	643	1248	.515				448	584	.767	1,734	15.1
5.	Toney Douglas	2007-09	99	560	1251	.448	178	473	.376	357	443	.806	1,655	16.7
6.	Doug Edwards	1991-93	93	621	1194	.520	30	114	.263	332	458	.725	1,604	17.2
7.	George McCloud	1986-89	117	529	1149	.460	201	466	.431	315	405	.778	1,574	13.5
8.	Michael Snaer	2010-13	134	529	1243	.426	196	513	.382	306	391	.783	1,560	11.6
9.	Al Thornton	2004-07	124	546	1034	.528	63	144	.438	366	522	.701	1,521	12.3
10.	Harry Davis	1975-78	108	640	1095	.584				234	384	.609	1,514	14.0
11.	Dave Cowens	1968-70	78	582	1122	.519				315	464	.679	1,479	19.0
12.	Murray Brown	1977-80	106	566	847	.668				338	484	.698	1,470	13.9
13.	Dave Fedor	1960-62	72	585	1174	.498				286	363	.788	1,456	20.2
14.	Randy Allen	1984-87	115	591	1204	.491	0	2	.000	254	411	.618	1,436	12.5
15.	Ham Wernke	1952-55	73	504	1308	.385				396	533	.743	1,404	19.2
16.	Reggie Royals	1971-73	84	580	1181	.491				242	349	.693	1,402	16.7
17.	Okaro White	2011-14	139	466	944	.494	69	211	.327	401	502	.799	1,402	10.1
18.	Hugh Durham	1957-59	73	470	1230	.382				441	568	.776	1,381	18.9
19.	Chuck Graham	1990-94	118	503	1147	.439	115	333	.345	216	285	.758	1,337	11.3
20.	Terance Mann	2016-19	140	505	915	.558	54	95	.313	258	285	.613	1,322	9.4
21.	Jason Rich	2005-08	129	510	1096	.465	59	197	.299	236	308	.766	1,315	10.2
22.	David Thompson	1976-78	83	571	1213	.471				147	216	.681	1,289	15.5
23.	Tharon Mayes	1988-90	77	466	942	.495	128	337	.380	200	255	.784	1,260	16.4
24.	Ron King	1971-73	64	542	1170	.463				168	230	.730	1,252	19.6
25.	Ron Hale	1997-00	120	423	956	.442	111	339	.327	279	374	.746	1,236	10.3
26.	Xavier Rathan-Mayes	2015-17	100	430	1014	.424	127	432	.292	249	374	.666	1,235	12.4
27.	Sam Cassell	1992-93	66	440	920	.478	108	295	.366	223	304	.734	1,211	18.3
28.	Alton Lee Gipson	1984-85	61	496	986	.503				202	325	.622	1,194	19.6
29.	Delvon Arrington	1999-02	118	413	1014	.407	120	354	.339	227	314	.723	1,173	9.9
30.	Jeff Hogan	1967-69	79	466	975	.478				232	305	.761	1,164	14.7
31.	Tony Dawson	1988-89	60	453	852	.532	26	88	.295	229	313	.732	1,161	19.4
32.	Dwayne Bacon	2016-17	69	418	930	.449	89	285	.312	214	292	.733	1,149	16.7
33.	Gary Schull	1964-66	77	408	832	.490				326	472	.691	1,142	14.8
34.	Corey Louis	1995-98	107	447	925	.483	1	4	.250	232	371	.625	1,127	10.5
35.	Devon Bookert	2013-16	131	359	856	.419	188	449	.419	214	270	.793	1,120	8.5
36.	Lawrence McCray	1972-74	84	492	896	.549				127	223	.570	1,111	13.2
37.	Larry Warren	1974-76	78	473	1069	.442				162	212	.764	1,108	14.2
38.	Michael Polite	1988-91	99	381	711	.536	11	32	.344	297	450	.660	1,070	10.8
39.	Mitchell Wiggins	1982-83	46	439	798	.550				189	249	.759	1,067	23.2
40.	Pee Wee Barber	1986-87	59	395	802	.493	72	161	.447	200	254	.787	1,062	18.0
41.	Rodney Dobard	1990-93	123	456	779	.585	0	3	.000	146	243	.601	1,058	8.6
42.	Isaiah Swann	2005-08	120	369	835	.442	172	456	.377	143	188	.761	1,053	8.8
43.	Tim Pickett	2003-04	62	352	864	.407	194	529	.367	140	172	.814	1,038	16.7
44.	LaMarr Greer	1995-98	117	364	873	.417	123	380	.324	171	255	.671	1,022	8.7
45.	Tom McLaughlin	1949-52	92	409						201			1,019	11.1
46.	Wayne Smalls	1974-77	104	457	1007	.454				102	135	.756	1,016	9.8
47.	Ray Swain	1960-62	72	403	793	.508				194	304	.638	1,000	13.9
48.	Anthony Richardson	2002-05	119	352	815	.432	63	207	.304	223	289	.772	990	8.3
49.	Jerome Fitchett	1985-88	118	388	675	.575	26	57	.456	175	236	.742	977	8.3
50.	Ian Miller	2011-14	108	324	807	.401	146	409	.357	183	227	.806	977	9.0
51.	Phil Cofer	1015-19	133	368	780	.472	89	243	.300	160	239	.667	977	7.8
52.	Tony William	1982-84	84	428	906	.472				113	154	.734	969	11.5
53.	Randell Jackson	1996-98	86	378	797	.474	14	51	.275	193	295	.654	963	11.2
54.	Chris Singleton	2009-11	94	330	785	.420	103	312	.330	196	330	.594	959	10.2
55.	Eugene Harris	1974-76,78	107	395	795	.497				166	229	.725	956	8.9
56.	Kris Anderson	1977-79,81	107	371	633	.586				205	271	.756	947	8.9
57.	Michael Joiner	2001-04	120	368	825	.446	92	255	.361	117	181	.646	945	7.9
58.	Greg Grady	1973-76	100	401	708	.566				137	220	.623	939	9.4
59.	Elvis Rolle	1980-81	59	365	629	.580				193	337	.573	923	15.6
60.	Uche Echefu	2006-09	131	294	672	.438	66	213	.310	264	331	.798	918	7.0
61.	Jerry Shirley	1963-65	73	378	794	.476				161	198	.813	917	12.6
62.	Alexander Johnson	2004-06	92	306	589	.520	12	39	.308	276	414	.667	900	9.8
63.	Montay Brandon	2013-16	135	311	669	.465	25	95	.263	252	409	.616	899	6.7
64.	Charlie Long	1961-63	69	370	790	.468				157	231	.680	897	13.0
65.	Tat Hunter	1986-89	117	395	707	.559	0	1	.000	95	184	.516	885	7.6
66.	Deividus Dulkys	2009-12	131	299	799	.384	203	572	.355	75	106	.708	876	6.7
67.	Carlton Byrd	1974-77	105	341	692	.493				186	249	.747	868	8.3
68.	Skip Young	1969-71	74	360	817	.441				142	195	.728	862	11.6
69.	Rowland Garrett	1970-72	76	335	700	.479				177	250	.708	847	11.1
70.	Rick Benson	1952-55	83	328	1104	.297				181			837	10.1
71.	Otis Cole	1972-74	84	364	798	.456				97	134	.724	825	9.8
72.	Dick Artmeier	1953-56	80	296						229			821	10.3
73.	Aaron Thomas	2013-15	76	277	628	.441	52	163	.319	209	271	.771	815	10.7
74.	Irv Thomas	1989-90	61	317	643	.493	0	5	.000	181	255	.710	815	13.4
75.	Terrell Baker	1998-99	61	271	585	.463	76	237	.321	189	246	.768	807	13.2
76.	Derwin Kitchen	2009-11	90	280	605	.463	61	180	.339	167	232	.720	788	8.8
77.	<b>Trent Forrest</b>	<b>2017-Pr.</b>	<b>106</b>	<b>260</b>	<b>561</b>	<b>.468</b>	<b>11</b>	<b>52</b>	<b>.191</b>	<b>253</b>	<b>348</b>	<b>.717</b>	<b>784</b>	<b>7.4</b>
78.	Aubry Boyd	1988-91	116	265	681	.389	93	292	.318	156	222	.703	779	6.7
79.	Darrel Stewart	1966-68	78	289	622	.465				192	281	.683	770	9.9
80.	Ralph Mims	2005-08	128	222	567	.392	89	254	.350	226	284	.796	759	5.9
81.	Kirk Luchman	1994-97	111	288	538	.535	0	0	.000	176	258	.682	752	6.8
82.	Monty Cummings	2001-02	57	260	524	.496	16	50	.320	209	279	.749	745	13.1
83.	Maurice Myrick	1982-85	116	286	610	.469				169	254	.665	741	6.4
84.	Charlie Ward	1991-94	91	263	596	.441	74	229	.323	140	220	.636	740	8.1
85.	Vince Martello	1983-84	53	302	567	.533				130	168	.774	734	13.8
86.	LaRae Davis	1986-87	55	279	548	.509	80	175	.457	96	123	.780	734	13.3
87.	Mfiondu Kabengele	2018-19	71	249	500	.498	34	91	.377	137	180	.761	734	10.2
88.	Todd Galloway	2003-06	123	236	566	.417	92	256	.359	158	245	.645	722	5.9
89.	Adrian Crawford	1999-01	75	244	658	.371	135	375	.360	85	134	.634	708	9.4



## ALL-TIME SCORING

Rank	Name	Years	GP	FGM	FGA	Pct.	3FGM	3FGA	Pct.	FTM	FTA	Pct.	Points	Avg.
90.	Solomon Alabi	2008-10	76	270	506	.534	0	1	.000	164	220	.745	704	9.3
91.	Zach Perkins	1973-76	82	293	626	.468				117	188	.622	703	8.6
92.	Bill Peacock	1964-66	75	275	574	.479				141	195	.723	691	9.2
93.	Gary Wold	1953-56	78							209	271	.771	689	8.8
94.	Adam Waleskowski	2002-05	122	255	582	.438	48	127	.378	130	174	.747	688	5.6
95.	Damous Anderson	1999-00	50	267	489	.546	54	131	.412	95	142	.669	683	13.7
	Boris Bojanovsky	2013-16	136	244	423	.577				195	282	.691	683	5.0
97.	Antwan Dixon	1999-02	109	235	533	.441	83	243	.342	125	179	.698	678	6.2
98.	Bernard James	2011-12	69	274	427	.627				123	233	.528	671	9.7
99.	Bobby Parks	1978-81	97	244	521	.468				156	213	.732	644	6.6
100.	Willie Williams	1969-70	52	268	482	.556				107	184	.582	643	12.4
	Jan Gies	1968-70	78	245	428	.572				153	206	.743	643	8.2
102.	Bob Whitmer	1951-52	50	233						176	253	.696	642	12.8
103.	Tony Jackson	1977-80	108	256	672	.381				117	214	.547	629	5.8
104.	Ryan Reid	2007-10	126	236	477	.495	1	1	1.000	151	250	.604	624	5.0
105.	Vernell Elitzy	1970-71	52	240	477	.503				142	212	.670	622	12.0
106.	Jerry Westhafer	1951-54	62	261						98			620	10.0
107.	Von Wafer	2004-05	61	214	528	.405	108	296	.365	79	118	.669	615	10.1
108.	Otto Petty	1971-73	82	227	530	.428				151	211	.716	605	7.4
	Xavier Gibson	2009-12	124	237	485	.489	12	48	.250	119	189	.630	605	4.9
110.	Dean Shaffer	1984-85	59	253	497	.509				94	136	.691	600	10.2
111.	Andrew Wilson	2001-06	129	188	481	.391	110	300	.367	111	145	.766	597	4.6
112.	Luke Loucks	2009-12	136	193	504	.383	88	271	.325	121	1788	.680	595	4.4
113.	Braian Angola	2017-18	69	187	439	.430	85	220	.386	135	164	.823	594	8.6
114.	Pete Roge	1963-65	53	239	508	.470				111	166	.669	589	11.1
115.	Ron Harris	1970-72	84	234	553	.423				110	153	.719	578	6.9
116.	Kerry Thompson	1997-98	64	207	540	.383	50	168	.298	98	143	.685	562	8.8
117.	PJ Savoy	2017-19	92	173	459	.381	142	393	.366	69	91	.749	556	6.1
118.	Christ Koumadje	2016-19	122	239	384	.623	0	2	.000	72	133	.514	550	4.5
119.	James Bozeman	1978-82	71	227	478	.475				85	143	.594	539	7.6
120.	Michael Johnson	1982-84	68	195	395	.494				147	210	.700	537	7.9
121.	Bill Glenn	1966-67	49	241	463					52	66	.788	534	10.9
122.	Malik Beasley	2016	34	185	393	.471	55	142	.387	104	128	.813	529	15.6
123.	Dick Danford	1966-68	73	207	415	.499				113	183	.617	527	7.2
124.	<b>M.J. Walker</b>	<b>2018-Pr.</b>	<b>70</b>	<b>166</b>	<b>464</b>	<b>.358</b>	<b>84</b>	<b>253</b>	<b>.336</b>	<b>92</b>	<b>120</b>	<b>.766</b>	<b>509</b>	<b>7.3</b>
125.	Jack Davis	1960-62	71	153	439	.349				191	275	.695	497	7.0
126.	Pete Gonzalez	1963-65	67	170	403	.422				155	217	.714	495	7.4
127.	Larry Strom	1957-58	51	191	414	.461				112	159	.704	494	9.7
128.	Bob Hartman	1951	27	193	477	.405	107						493	18.3
129.	Raleigh Choice	1986-87	54	190	371	.512	0	2	.000	95	128	.742	475	8.8
130.	Nigel Dixon	2000-02	85	185	384	.482	0	0	.000	103	219	.470	473	5.6
131.	Andre Reid	1991-95	121	186	404	.460	0	2	.000	100	184	.543	472	3.9
132.	Jim Liteky	1958-59	48	166	470	.353				135	180	.750	467	9.7
133.	Tom Garcia	1955-58	71	151	499	.303				151	205	.737	453	6.4
134.	Lee Benjamin	1949-50	48	197						57			451	9.4
	David Speights	1982-85	90	170	361	.471				111	180	.617	451	5.0
136.	Hank Mann	1975-79	86	194	424	.458				60	124	.484	448	5.2
137.	Mike Mathews	2001-04	115	175	380	.461				98	163	.601	448	3.9
138.	Bill Weigel	1949-50	48	158							128		444	9.3
139.	CJ Walker	2017-18	68	148	364	.407	56	166	.337	88	126	.698	440	6.5
140.	Dale Klay	1968-69	52	193	418	.462				52	70	.743	438	8.4
141.	Granville Arnold	1983-85	63	141	276	.511				154	189	.815	436	6.9
142.	Don Bates	1959	23	179	495	.362				76	101	.752	434	18.9
143.	Oliver Simmons	1998-00	82	171	373	.458	9	26	.346	80	137	.584	431	5.3
144.	Bobby Lovell	1963-65	67	176	356	.494				74	116	.638	426	6.4
145.	Burt Deckel	1958	25	163	457	.357				99	134	.739	425	17.0
146.	Ron Maimen	1965-66	40	177	424	.417				69	88	.784	423	10.6
147.	Bobby Waits	1955-57	56	150	398	.377				117	153	.765	417	7.4
148.	Rufus Ashworth	1960-62	62	164	454	.361				85	124	.685	413	6.7
149.	Derrick Carroll	1993-95	60	147	353	.416	77	213	.362	40	57	.702	411	6.9
150.	Randy Cable	1968-70	76	149	324	.460				106	139	.763	404	5.3
151.	Bob Williams	1955-57	72	150	384	.391				101	175	.577	401	5.6
152.	Dick Kendall	1949-50	43	157						86			400	8.9
153.	Oren Gilmore	1981-82	56	158	310	.510				79	38	.572	395	7.1
154.	Jim Savage	1958-60	70	146	491	.297				91	167	.545	383	5.5
	Jonathan Isaac	2017	32	130	256	.508	31	89	.348	92	118	.780	383	12.0
156.	Duane Gordon	1952-54	56	159						64			382	6.8
157.	Geoff Brower	1995-98	63	134	305	.439	58	168	.345	51	74	.689	377	6.0
158.	Terrance Shannon	2010-13	72	138	304	.454	0	0	.000	98	168	.583	374	5.2
159.	Trevor Harvey	2002-03	57	141	245	.576	0	0	.000	79	141	.560	361	6.3
160.	Rodney Arnold	1980-81	49	121	304	.398				116	156	.744	358	7.3
161.	Joe Farrar	1984-85	55	153	309	.495				50	66	.758	356	6.5
162.	Derrick Mitchell	1988-89	58	121	252	.480	1	2	.500	112	180	.622	355	6.1
163.	Michael Ojo	2013-15, 17	131	126	240	.525				99	174	.569	351	2.7
164.	Kiel Turpin	2013, 15	67	141	264	.534	0	2	.000	65	98	.663	347	5.2
165.	John Richter	1959-60	39	133	320	.416				77	136	.566	343	8.8
	Dale Ricketts	1961-63	41	120						103	147	.701	343	8.4
167.	Jim Lyttle	1966	26	117	259	.452				88	116	.759	322	12.4
168.	Larry Dickson	1948-51	71	114						92			320	4.5
169.	Nate Johnson	2003-04	62	103	271	.380	72	184	.391	35	55	.636	313	5.0
170.	Maurice Robinson	1993-94	59	126	238	.529	0	0	.000	55	98	.561	307	5.2
	Scott Shepherd	1993-96	87	86	241	.357	46	135	.341	89	20	.742	307	3.5
172.	Dan Boltz	1958-59	48	113	327	.346				77	132	.583	303	6.3
173.	Cal Hugel	1963-64	49	128	327	.391				41	66	.621	297	6.1
174.	Ian Morrison	1967	26	117	303	.386				62	81	.765	296	11.4
175.	Ed Chatman	1979	29	122	270	.452				51	80	.638	295	10.2
176.	Ken Macklin	1969-70	34	119	264	.451				55	65	.846	293	8.6
177.	Ken Leakey	1964-66	61	106	268	.396				75	91	.824	287	4.7
178.	Lou Fischer	1950-52	48	118						48			284	5.9
179.	Stu Gregory	1956-58	50	117						48	87	.552	282	5.6

## ALL-TIME SCORING

Rank	Name	Years	GP	FGM	FGA	Pct.	3FGM	3FGA	Pct.	FTM	FTA	Pct.	Points	Avg.	
180.	Jim Smith	1976-78	71	111	233	.476				52	80	.650	274	3.9	
181.	Dale Reeves	1962-63	41	101	187	.540				69	122	.566	271	6.6	
182.	Jerel Allen	2006-07	65	101	250	.404	45	125	.360	23	36	.639	270	4.2	
183.	Avery Curry	1995-96	51	84	252	.333	38	120	.317	54	87	.621	260	5.1	
184.	Greg Samuel	1971-72	45	92	214	.430				70	92	.761	254	5.6	
185.	Pernell Tookes	1979-82	69	100	230	.435				49	65	.754	249	3.6	
186.	Bob Ward	1956-57	46	102	288	.354				44	73	.603	248	5.4	
187.	Benny Clyde	1973	19	111	216	.514				25	37	.676	247	3.0	
188.	Byron Wells	1989-93	73	102	195	.523	9	38	.237	33	59	.559	246	3.4	
189.	Larry Gay	1971-73	64	102	216	.472				35	64	.547	239	3.7	
190.	Diego Romero	2005-06	61	79	147	.537	14	33	.424	62	100	.620	234	3.8	
191.	Jordan DeMercy	2008-10	87	84	204	.412	17	67	.254	43	69	.623	228	2.6	
192.	Dick Trobaugh	1950-51	46	86						53	75	.707	225	4.9	
193.	David Nichols	2019	35	77	109	.387	35	110	.318	34	49	.694	223	6.4	
194.	Lorenzo Hands	1989-91, 93	96	86	212	.406	12	42	.286	38	66	.576	222	2.3	
195.	Bud Scott	1951	27	91						36			218	8.1	
	Brad Johnson	1988-89	56	73	141	.518	15	42	.357	57	65	.877	218	3.9	
197.	Herbie Allen	1976	26	89	169	.527				37	50	.740	215	8.3	
198.	Karim Shabazz	1998-99	37	75	146	.514	0	0	.000	60	128	.469	210	5.7	
199.	Terry Whisnant	2011-13	55	71	183	.388	43	130	.331	24	27	.889	209	3.8	
200.	Casaan Breeden	2006-08	66	76	171	.444	18	58	.310	38	51	.745	208	3.2	
201.	David White	1988-91	113	83	172	.483	9	26	.346	32	99	.323	207	1.8	
202.	Otis Johnson	1973	26	86	172	.500				27	47	.574	199	7.7	
	Tom Burst	1952-55	62	75						49			199	3.2	
204.	John Burt	1969-71	55	84	212	.396				28	54	.519	196	3.6	
205.	Tony Karasek	1986-87	38	76	162	.469	0	0	.000	36	60	.600	188	4.9	
206.	Bill Kratzert	1948-49	20	65						53			183	9.2	
207.	Bud Marsee	1951-52	25	75						31			181	7.2	
	Wally Dale	1962-63	36	78	181	.431				25	38	.658	181	5.0	
209.	David Shaffer	1986	23	68	144	.472				41	58	.707	177	7.7	
	Ken Doyle	1966-68	53	61	131	.466				55	88	.625	177	3.3	
	Jon Kreft	2011-12	60	67	143	.469	0	0	.000	43	72	.597	177	3.0	
212.	Bobby Ek	1962-64	56	70	158	.443				29	50	.580	169	3.0	
213.	Fred Twomey	1955-57	53	51	172	.297				65	112	.580	167	3.2	
214.	Charlie Tinsley	1959	21	68	146	.466				27	61	.443	163	7.8	
215.	Orlando Wyman	1948-51	65	60						42			162	2.5	
216.	Faurest Coogle	1961-63	36	53	114	.465				53	88	.602	159	4.4	
217.	Tim Edney	1960-62	46	46	119	.387				66	106	.623	158	3.4	
	Bob Pence	1949-53	65	59						40			158	2.4	
219.	Bill Phillips	1964-66	55	54	128	.422				49	144	.340	156	2.8	
220.	Dave Ross	1967-68	48	45	128	.352				65	100	.650	155	3.2	
221.	Robert Gilchrist	2013-14	61	68	153	.444	4	17	.235	14	39	.359	154	2.5	
<b>222.</b>	<b>Devin Vassell</b>	<b>2019-Pr.</b>	<b>33</b>	<b>52</b>	<b>119</b>	<b>.437</b>	<b>26</b>	<b>62</b>	<b>.419</b>	<b>19</b>	<b>28</b>	<b>.679</b>	<b>149</b>	<b>4.5</b>	
223.	Art Adams	1949	23	64	15								143	6.2	
224.	Jim Pavy	1948-49	34	53	35								141	4.1	
	Bobby Miles	1982-84	65	53	121	.438				35	54	.648	141	2.2	
	<b>RaiQuan Gray</b>	<b>2019-Pr.</b>	<b>36</b>	<b>50</b>	<b>115</b>	<b>.435</b>	<b>10</b>	<b>32</b>	<b>.313</b>	<b>31</b>	<b>43</b>	<b>.721</b>	<b>141</b>	<b>3.9</b>	
227.	Raphael Phillip	1982-83	48	50	118	.424				36	60	.600	136	2.8	
228.	Brian Murphy	1965-67	67	39	121	.322				57	87	.655	135	2.0	
229.	Chad Copeland	1990-91	41	29	95	.305	15	45	.333	61	81	.753	134	3.3	
230.	Bob DePathy	1968	27	53	123	.431				24	40	.600	130	4.8	
231.	Fred Woodward	1958-60	30	53	125	.424				23	25	.920	129	4.3	
232.	Benji Bell	2016	33	39	99	.294	23	54	.426	25	45	.556	126	3.8	
233.	Tom Dellahan	1953-54	31	49						26			124	4.0	
234.	Bill Cotton	1960-61	17	47						29	37	.784	123	7.2	
235.	Jim Tom Richardson	1952-53	24	49	159	.308				22	39	.564	120	5.0	
	Devonaire Deas	1997-98	52	43	116	.371	10	33	.303	24	39	.615	120	2.3	
237.	Ernest Williams	1948	13	36						38			110	8.5	
	Irv Quinn	1951-52	27	46						18			110	4.1	
239.	Jeff Peterson	2012	34	42	99	.424	6	27	.222	17	31	.548	107	3.1	
240.	Emanuel Mathis	1999-00	42	30	89	.337	17	54	.315	21	29	.724	98	2.3	
241.	Ken Bush	1969	19	42	88	.477				13	21	.619	97	5.1	
	Justin Mott	1999-00	59	32	89	.360	0	0	.000	33	59	.559	97	1.6	
	David Anderson	2000-02	70	37	98	.378	0	0	.000	23	41	.561	97	1.4	
244.	Julian Vaughn	2008	31	35	68	.515	0	2	.000	22	32	.688	92	3.0	
245.	Joe Williams	1957-59	53	33	127	.260	24	35					686	90	1.7
	Brandon Allen	2014-15, 17-18	75	33	73	.452	18	46	.391	6	6	1.000	90	1.2	
247.	J.D. Bracy	2002	22	32	95	.337	14	51	.275	11	16	.688	89	4.0	
248.	Ron Miller	1990-92	44	29	66	.439	15	33	.455	15	22	.682	88	2.0	
249.	Derrick Myers	1991	32	23	51	.451	3	10	.300	36	44	.818	85	2.7	
250.	Ted Hewitt	1949-51	22	30						21			81	3.7	
251.	Robbie Berwick	2015	33	26	89	.292	19	63	.302	9	17	.579	80	2.4	
	<b>Anthony Polite</b>	<b>2019-Pr.</b>	<b>31</b>	<b>26</b>	<b>68</b>	<b>.382</b>	<b>11</b>	<b>46</b>	<b>.239</b>	<b>17</b>	<b>22</b>	<b>.773</b>	<b>80</b>	<b>2.7</b>	
253.	Ike Obiagu	2018	34	33	57	.579	0	0	.000	12	38	.316	78	2.3	
254.	Bob Chassee	1974-75	33	33	57	.579				11	30	.367	77	2.3	
255.	Ralph Chaudron	1948	17	28						20			76	4.5	
	Joe Westhafer	1957-58	35	25	73	.342				26	46	.565	76	2.2	
257.	Tim Wooden	1995-96	36	32	58	.552	1	2	.500	9	18	.500	74	2.1	
258.	Dennis Burke	1973-74	28	33	75	.440				5	6	.833	71	2.5	
259.	Reggie Meadows	1983	8	27	62	.435				16	25	.640	70	8.8	
	Charles Fairchild	1965-66	28	21	66	.318				28	38	.737	70	2.5	
	Matt Chlebek	1998-00	60	22	73	.301	15	45	.333	11	16	.688	70	1.2	
262.	Ronnie Watson	1982-84	52	22	73	.301				23	27	.852	67	1.3	
263.	Hosea Maxwell	1948	12	28						10			66	5.5	
	Carl Reynolds	1968-69	29	24	72	.333				18	30	.600	66	2.3	
265.	Sheldon Hilaman	1948-49	18	24						17			65	3.6	
	Ronald Thompson	1998-99	42	24	67	.358	1	4	.250	16	28	.571	65	1.5	
	Ronald Nettles	1948-51	56	25						15			65	1.2	
268.	Roger Freudenstein	1960	8	25	68	.368				14	24	.583	64	8.0	



## ALL-TIME SCORING

Rank	Name	Years	GP	FGM	FGA	Pct.	3FGM	3FGA	Pct.	FTM	FTA	Pct.	Points	Avg.
	Ben McCrary	1948	14	23						18			64	4.6
	Gentry Sparks	1996-97	25	25	51	.490	3	8	.375	11	21	.524	64	2.6
271.	Rodney Tucker	2000	29	23	62	.371	0	0	.000	16	37	.432	62	2.1
272.	Jerry Smith	1960-61	27	25	70	.357				9	19	.474	59	2.2
273.	Craig Mateer	1986-87	42	23	63	.365	2	14	.143	10	20	.500	58	1.4
274.	Jesse Salters	1991	25	23	49	.469	0	1	.000	11	19	.579	57	2.3
275.	Thomas Mabry	1985-86	37	16	40	.400				24	33	.727	56	1.5
	Bob Casteel	1957-58,60	41	17	72	.236				22	53	.415	56	1.4
277.	Don Biggs	1966	21	21	43	.488				13	18	.722	55	2.6
278.	Jonathan Kerner	1993-94	28	19	34	.559	0	0	.000	16	25	.640	54	1.9
	Tony Carter	1985-87	34	22	55	.400	0	1	.000	10	14	.714	54	1.6
280.	Brian Hoff	2006-09	46	19	45	.422	10	25	.400	5	8	.625	53	1.2
281.	Matt Zitani	2006-08	42	21	50	.420	7	20	.350	3	5	.600	52	1.2
282.	Ed Wursbach	1954-56	31	18						15			51	1.6
	Donnie Kuhl	1977-79,81	34	20	37	.541				11	17	.647	51	1.5
284.	Benson Callier	2003-04	30	16	48	.333	6	13	.462	10	16	.625	48	1.6
285.	Kyle Mulligan	1995-98	32	16	42	.381	1	3	.333	13	27	.481	46	1.4
286.	Billy O'Steen	1948	11	19						6			44	4.0
287.	Ross Winter	1963	13	18	50	.360				7	9	.778	43	3.3
288.	Bud Whitehead	1960	15	15	36	.417				12	17	.706	42	2.8
289.	Dave Macomber	1969-71	34	17	42	.405				7	16	.438	41	1.2
290.	H.B. Marcum	1953	9	13						13			39	4.3
	Archie Aldridge	1974	14	13	31	.419				13	16	.813	39	2.8
292.	Wayne Patton	1954-56	26	12						13			37	1.4
	Pierre Jordan	2009-11	39	15	53	.283	4	21	.190	3	5	.600	37	0.9
294.	Derek Grooms	1981	18	11	27	.407				14	22	.636	36	2.0
295.	Greg Collinsworth	1979-81	26	12	29	.414				9	12	.750	33	1.3
296.	Jack Merriman	1951	5	12						6			30	6.0
297.	Datshawn Warkins	2015	22	7	25	.280	1	8	.125	14	21	.667	29	1.3
	Andre Cooper	1994	7	12	30	.400	1	6	.167	4	9	.444	29	4.1
299.	Antonio Griffin	2005	9	11	22	.500	3	5	.600	3	9	.333	28	3.1
	George Edmiston	1950	14	5						18			28	2.0
	Cyrill Stitt	1973-75	15	14	33	.424				0	1	.000	28	1.9
	Jerry Cox	1978-80	21	7	22	.318				14	22	.636	28	1.3
303.	Kelvin McClendon	1996	9	9	28	.321	2	6	.333	7	15	.467	27	3.0
	Joey Barnes	1988-90	28	11	33	.333	2	13	.154	3	8	.375	27	1.0
305.	<b>Wyatt Wilkes</b>	<b>2018-Pr.</b>	<b>21</b>	<b>10</b>	<b>30</b>	<b>.302</b>	<b>4</b>	<b>22</b>	<b>.267</b>	<b>2</b>	<b>4</b>	<b>.500</b>	<b>26</b>	<b>1.1</b>
306.	George Foliard	1949-50	8	10						5			25	3.1
	Ray Donald	1992	21	10	28	.357	0	2	.000	5	6	.833	25	1.2
308.	Jim Hardesty	1952	8	10	36	.278				4	7	.571	24	3.0
309.	Marcell Haywood	2001-03	48	8	15	.533	0	0	.000	7	20	.350	23	0.5
310.	Joey Moreau	2010-13	29	4	15	.267	4	12	.333	10	10	1.000	22	0.8
311.	Edwin Reeves	1954	11	4						13			21	1.9
	Roy Glover	1970-71	14	9	37	.243				3	10	.300	21	1.5
313.	Nick Bryant	1994	9	2	8	.250	1	3	.333	15	17	.882	20	2.2
	Michael Saxton	2015-16	14	8	17	.471	4	10	.400	0	0	.000	20	1.4
315..	Scott Wilkes	1982-83	22	7	21	.333				4	8	.500	18	0.8
316.	George Kallish	1953	6	6						5			17	2.8
	Bill Archer	1959	13	6	16	.375				5	8	.625	17	1.3
	Ryan Lowery	2001-02	32	6	29	.207	3	14	.214	2	3	.667	17	0.5
319.	Jim Wallace	1964	6	7	10	.700				1	4	.250	15	2.5
	Jon Fedor	1988	16	6	19	.316	0	0	.000	3	11	.273	15	0.9
321.	Darryll Mahoney	1956	9	6	12	.500				2	3	.667	14	1.6
322.	Clyde Eads	1961	4	5						2	6	.333	12	3.0
	Jerry Ellenwood	1952	5	5						2			12	2.4
	Tom Nissalke	1954	7	4						4			12	1.7
	Ed Young	1980-81	19	4	20	.200				4	9	.444	12	0.6
326.	Malcolm Nicholas	1991	6	3	7	.429	1	2	.500	4	9	.444	11	1.8
327.	John Harrison	1974-75	8	4	8	.500				2	7	.286	10	1.3
	Stephen Gruhl	1992-93	11	4	11	.364	0	0	.000	2	5	.400	10	0.9
	Rafael Portuondo	2011-13	16	3	8	.375	1	2	.500	2	4	.500	10	0.6
	<b>Harrison Prieto</b>	<b>2018-Pr.</b>	<b>11</b>	<b>5</b>	<b>8</b>	<b>.625</b>	<b>0</b>	<b>0</b>	<b>.000</b>	<b>0</b>	<b>0</b>	<b>.000</b>	<b>10</b>	<b>0.9</b>
331.	Larry Bulger	1964	1	3	3					3	3	1.00	9	9.0
	John Amick	1972	11	3	10	.300				3	3	1.00	9	0.8
	Josue Soto	2007	13	4	11	.364	0	4	.000	1	4	.250	9	0.7
334.	Chuck Miller	1952	5	3						2			8	1.6
	Emanuel Gordon	2003-04	9	3	5	.600	2	3	.667	0	0	.000	8	0.9
336.	Mark Gilbert	1975	6	2	2	1.00				3	7	.429	7	1.2
	David Grabuloff	1994	8	2	8	.250	0	2	.000	3	4	.750	7	0.9
	Antwan Space	2012	10	3	11	.273	0	3	.000	1	1	1.000	7	0.7
	Terry Martin	1985	11	2	6	.333				3	3	1.00	7	0.6
340.	Bob Albertson	1952	4	3						0			6	1.5
	Bob Wilcox	1952	5	1						4			6	1.2
	Bob Cummings	1950	6	2						2			6	1.0
	Dave Vetica	1977	8	3	7	.429				0	4	.000	6	0.8
	Steve Summers	1967	9	3	5	.600				0	1	.000	6	0.7
	Joell Hopkins	2014	13	2	6	.333	0	2	.000	2	8	.250	6	0.5
	<b>Travis Light</b>	<b>2018-Pr.</b>	<b>11</b>	<b>2</b>	<b>10</b>	<b>.200</b>	<b>2</b>	<b>10</b>	<b>.200</b>	<b>0</b>	<b>0</b>	<b>.000</b>	<b>6</b>	<b>0.5</b>
347.	Dwight Osha	1950	1	2						1			5	5.0
	Adrian McPherson	2002	3	1	2	.500	1	1	1.00	2	2	1.00	5	1.7
	John Bloodworth	1966	7	2	12	.167				1	1	1.00	5	0.7
	Andrew Rutledge	2010-11	8	2	8	.250	1	3	.333	0	0	.000	5	0.6
	Jack Wilson	1948	9	2						1			5	0.6
352..	Dan Mady	1950	1	2						0			4	4.0
	Brook Bishop	1952	1	2						0			4	4.0
	Lenny Hall	1967	1	2	2	1.00				0	0	.000	4	4.0
	Billy Parker	1948	3	1						2			4	1.3
	Gerald Smith	1952	3	2						0			4	1.3
	Jay Nasworthy	1994, 96	3	2	2	1.00	0	0	.000	0	0	.000	4	1.3
	Ben Engstrom	2005	5	2	3	.667	0	0	.000	0	0	.000	4	0.8

## ALL-TIME SCORING

Rank	Name	Years	GP	FGM	FGA	Pct.	3FGM	3FGA	Pct.	FTM	FTA	Pct.	Points	Avg
	Ramone Penny	2004	6	0	2	.000	0	1	.000	4	6	.667	4	0.7
	David Brownyard	1973-74	9	1	6	.167				2	3	.667	4	0.4
362.	Mark Brodie	1975	4	1	8	.125				1	1	1.000	3	0.8
353.	Jordan Bolton	2008	4	1	4	.250	1	3	.333	0	0	.000	3	0.8
	Jerry Hohne	1959	5	1	4	.250				1	2	.500	3	0.6
	Marvin Haynes	1980	5	1	4	.250				1	2	.500	3	0.6
	Lance Kimrey	1969-70	6	0	4	.000				3	4	.750	3	0.5
	Bill Giswold	1963	7	1	2	.500				1	4	.250	3	0.4
	Ben O'Donnell	2008	8	1	4	.250				0	0	.000	3	0.4
	Blake Miles	1989-90	11	1	4	.250	1	1	1.000	0	1	.000	3	0.3
	Nate Moran	2001-03	15	0	9	.000	0	6	.000	3	4	.750	3	0.2
	Marquez White	2014	6	1	2	.500	1	2	.500	0	0	.000	3	0.5
372.	Howard Calhoun	1948	1	1						0			2	2.0
	John Pierce	1948	1	1						0			2	2.0
	Bob Gemming	1964	1	1						0	0	.000	2	2.0
	Sonny Detmer	1965		1	2	.500				0	0	.000	2	2.0
	Bob Comparato	1967	1	0	0	.000				2	2	1.000	2	2.0
	Russ Forkey	1967	1	1	5	.200				0	0	.000	2	2.0
	Ron Nemergut	1971	1	1	3	.333				0	1	.000	2	2.0
	Ron Ealy	1978	1	0	3	.000				2	3	.667	2	2.0
	Calvin Collins	1949	2	1						0			2	1.0
	Jim Geller	1967	2	1	1	1.000				0	0	.000	2	1.0
	Maurice Stanfill	1949	3	0						2			2	0.7
	Tim Barrow	1968	3	1	2	.500				0	0	.000	2	0.7
	Jeff Coleman	1982	3	1	1	1.000				0	0	.000	2	0.7
	Alton Sheffield	1998	3	1	2	.500	0	0	.000	0	0	.000	2	0.7
	Brock Daniels	1999	3	0	3	.000	0	0	.000	2	2	1.000	2	0.7
	Eric Larson	1986	4	0	3	.000				2	3	.667	2	0.5
	Aaron Morris	1999	4	0	4	.000	0	1	.000	2	2	1.000	2	0.5
	Chris Hull	1999-00	5	1	4	.250	0	1	.000	0	0	.000	2	0.4
	Will Wightman	2003	8	1	4	.250	0	2	.000	0	0	.000	2	0.3
	Gibson Pierre	1998-99	11	1	1	1.000	0	0	.000	0	0	.000	2	0.2
	A.J. Yawn	2010-11	11	0	8	.000	0	2	.000	2	10	.200	2	0.2
	<b>Justin Lindner</b>	<b>2018-Pr.</b>	<b>11</b>	<b>0</b>	<b>2</b>	<b>.000</b>	<b>0</b>	<b>1</b>	<b>.000</b>	<b>2</b>	<b>4</b>	<b>.500</b>	<b>2</b>	<b>0.3</b>
394.	Charlie Fellows	1948-49	3	0						1			1	0.3
	Val Hinton	1964	3	0	0	.000				1	1	1.000	1	0.3
	Steve Bakich	1984	3	0	0	.000				1	2	.500	1	0.3
	Levi Osborne	2000	3	0	0	.000	0	0	.000	1	2	.500	1	0.3
	Bob McKay	1949	4	0						1			1	0.3
	Booney Crawford	1982	5	0	3	.000				1	2	.500	1	0.2
	Mike Kundid	1976-77	7	0	7	.000				1	2	.500	1	0.1
	<b>Will Miles</b>	<b>2018-Pr.</b>	<b>3</b>	<b>0</b>	<b>1</b>	<b>.000</b>	<b>0</b>	<b>3</b>	<b>.000</b>	<b>1</b>	<b>2</b>	<b>.500</b>	<b>1</b>	<b>0.3</b>
402.	Wendell Barnes	1948	1	0						0			0	0.0
	Slick Edwards	1948	1	0						0			0	0.0
	Ray Schoneck	1948	1	0						0			0	0.0
	Don Williams	1948	1	0						0			0	0.0
	Don Grant	1948	1	0						0			0	0.0
	Bill Falzone	1949	1	0						0			0	0.0
	Lee Corso	1956	1	0	0	.000				0	0	.000	0	0.0
	Merle Bryant	1957	1	0						0			0	0.0
	Charlie Rodgers	1958	1	0	0					0		.000	0	0.0
	Mohler Hobbs	1959	1	0	0	.000				0	1	.000	0	0.0
	Denny Parker	1969	1	0	0	.000				0	0	.000	0	0.0
	Tommy Polley	1997	1	0	1	.000	0	0	.000	0	0	.000	0	0.0
	Eddie Vanderwerff	2009	1	0	1	.000	0	0	.000	0	0	.000	0	0.0
	Bobby Roesch	1948	2	0						0			0	0.0
	Boe Averitt	1952	2	0						0			0	0.0
	Don Alford	1955	2	0	1	.000				0	0	.000	0	0.0
	John Wood	1956	2	0	0	.000				0	0	.000	0	0.0
	John Strasemeier	1961	2	0	0					0		.000	0	0.0
	Artie Fryer	1972	2	0	1	.000	0	1	.000	0			0	0.0
	Bill Wright	1972	2	0	1	.000				0	0	.000	0	0.0
	Curtis Azama	1994	2	0	1	.000	0	0	.000	0	0	.000	0	0.0
	Marcel Thomas	1998	2	0	2	.000	0	0	.000	0	0	.000	0	0.0
	Andrew Skwara	1999	2	0	0	.000	0	0	.000	0	0	.000	0	0.0
	Rick Campbell	1967	3	0	6	.000				0	0	.000	0	0.0
	Jim Calkin	1972	3	0	0	.000				0	1	.000	0	0.0
	Scott Matchett	1980-81	3	0	1	.000				0	0	.000	0	0.0
	Ansley Abraham	1974	4	0	3	.000				0	0	.000	0	0.0
	Scott Porter	1992-93	4	0	3	.000	0	0	.000	0	0	.000	0	0.0
	David MacPhee	1987	5	0	5	.000	0	1	.000	0	1	.000	0	0.0
	Pete Murray	2001	5	0	1	.000	0	0	.000	0	2	.000	0	0.0
	Steve Dillard	1981	6	0	3	.000				0	0	.000	0	0.0
	Adam Krieg	2002	8	0	1	.000	0	0	.000	0	0	.000	0	0.0
	Orenn Fells	2003	8	0	1	.000	0	0	.000	0	5	.000	0	0.0

Marquez White was a member of Florida State's NIT semifinalist team that played in Madison Square Garden in New York during the 2014 season.





## ALL-TIME LEADERS

### ALL-TIME LEADERS BY CATEGORY

#### SCORING

Game:.....46...Ron King vs. Georgia Southern (Feb. 11, 1971)  
 Season:.....751...Toney Douglas (2008-09)  
 Freshman:.....546...Dwayne Bacon (2015-16)  
 Sophomore:.....675...Bob Sura (1992-93)  
 Junior:.....635...Mickey Dillard (1979-80)  
 Senior:.....751...Toney Douglas (2008-09)  
 Career:.....2,130...Bob Sura (1991-95)

#### SCORING AVERAGE

Season:.....29.7...Jim Oler (1955-56)  
 Freshman:.....15.8...Dwayne Bacon (2015-16)  
 Sophomore:.....22.7...Ron King (1970-71)  
 Junior:.....23.8...Mitchell Wiggins (1981-82)  
 Senior:.....29.7...Jim Oler (1955-56)  
 Career:.....23.2...Mitchell Wiggins (1981-83)

#### REBOUNDS

Game:.....32...Rick Benson vs. Florida Southern (Jan. 7, 1955)  
 Season:.....456...Dave Cowens (1967-68)  
 Freshman:.....251...Jonathan Isaac (2016-17)  
 Sophomore:.....456...Dave Cowens (1967-68)  
 Junior:.....437...Dave Cowens (1968-69)  
 Senior:.....447...Rick Benson (1954-55)

#### REBOUNDING AVERAGE

Season:.....17.5...Dave Cowens (1968-69)  
 Freshman:.....7.8...Corey Louis (1994-95)  
 Sophomore:.....7.8...Jonathan Isaac (2016-17)  
 Sophomore:.....17.0...Dave Cowens (1967-68)  
 Junior:.....17.5...Dave Cowens (1968-69)  
 Senior:.....17.2...Dave Cowens (1969-70)  
 Career:.....17.2...Dave Cowens (1967-70)

#### ASSISTS

Game:.....16...Otto Petty vs. South Alabama (Jan. 19, 1972)  
 Season:.....227...Otto Petty (1970-71)  
 Freshman:.....181...Delvon Arrington (1998-99)  
 Sophomore:.....227...Otto Petty (1970-71)  
 Junior:.....184...Kerry Thompson (1996-97)  
 Senior:.....215...Tony William (1983-84)  
 Career:.....688...Delvon Arrington (1998-02)

#### STEALS

Game:.....9...Tony William vs. Memphis State (Feb. 26, 1983)  
 Season:.....97...Sam Cassell (1992-93)  
 Freshman:.....71...Charlie Ward (1990-91)  
 Sophomore:.....75...Charlie Ward (1991-92)  
 Junior:.....90...Toney Douglas (2007-08)  
 Senior:.....82...Tim Pickett (2003-04)  
 Career:.....238...Charlie Ward (1990-94)

#### BLOCKED SHOTS

Game:.....9...Andre Reid vs. Bethune-Cookman (Dec. 5, 1993)  
 Season:.....111...Rodney Dobard (1992-93)  
 Freshman:.....74...Corey Louis (1994-95)  
 Sophomore:.....75...Solomon Alabi (2009-10)  
 Junior:.....82...Bernard James (2010-2011)  
 Senior:.....111...Rodney Dobard (1992-93)  
 Career:.....240...Rodney Dobard (1989-93)

#### FIELD GOAL PERCENTAGE

Game:.....1,000...Tat Hunter at Tampa (Nov. 23, 1985) (10-10)  
 Season:.....691...Murray Brown (1978-79)  
 Career:.....668...Murray Brown (1976-80)

#### FIELD GOALS MADE

Game:.....21...Ron King vs. Georgia Southern (Feb. 11, 1971)  
 Season:.....262...Ron King (1970-71)  
 Freshman:.....197...Dwayne Bacon (2015-16)  
 Sophomore:.....262...Ron King (1970-71)  
 Junior:.....260...Alton Lee Gipson (1983-84)  
 Senior:.....244...Al Thornton (2006-07)  
 Career:.....731...Bob Sura (1991-95)

#### FIELD GOALS ATTEMPTED

Game:.....37...Ham Wernke vs. Tampa (Feb. 14, 1953)  
 Season:.....558...Ron King (1971-72)  
 Freshman:.....441...Dwayne Bacon (2015-16)  
 Sophomore:.....533...Bob Sura (1992-93)  
 Junior:.....558...Ron King (1971-72)  
 Senior:.....536...Toney Douglas (2008-09)  
 Career:.....1,626...Bob Sura (1991-95)

#### THREE-POINT FIELD GOALS MADE

Game:.....10...George McCloud at La Salle (Feb. 23, 1989)  
 Season:.....115...George McCloud (1988-89)  
 Freshman:.....55...Malik Beasley (2015-16)  
 Sophomore:.....73...Bob Sura (1992-93)  
 Junior:.....84...Tim Pickett (2002-03)  
 Senior:.....115...George McCloud (1988-89)  
 Career:.....255...James Collins (1993-97)

#### THREE-POINT FIELD GOALS ATTEMPTED

Game:.....17...George McCloud at La Salle (Feb. 23, 1989)  
 Season:.....270...Tim Pickett (2003-04)  
 Freshman:.....110...Malik Beasley (2015-16)  
 Sophomore:.....220...Bob Sura (1992-93)  
 Junior:.....259...Tim Pickett (2002-03)  
 Senior:.....270...Tim Pickett (2003-04)  
 Career:.....686...James Collins (1993-97)

#### FREE THROW PERCENTAGE

Game:.....1,000...Bob Sura vs. USF (Nov. 29, 1994) (16-16)  
 Season:.....895...Ken Macklin (1969-70)  
 Career:.....824...Ken Leakey (1964-66)

#### FREE THROWS MADE

Game:.....22...Jim Oler at Rollins (Jan. 31, 1955)  
 Season:.....310...Jim Oler (1955-56)  
 Freshman:.....110...Malik Beasley (2015-16)  
 Sophomore:.....155...Hugh Durham (1956-57)  
 Junior:.....221...Jim Oler (1954-55)  
 Senior:.....310...Jim Oler (1955-56)  
 Career:.....761...Jim Oler (1952-56)

#### FREE THROWS ATTEMPTED

Game:.....30...Jim Oler vs. Morningside (Dec. 16, 1955)  
 Season:.....380...Jim Oler (1955-56)  
 Freshman:.....157...Alexander Johnson (2003-04)  
 Sophomore:.....213...Hugh Durham (1956-57)  
 Junior:.....289...Jim Oler (1954-55)  
 Senior:.....380...Jim Oler (1955-56)  
 Career:.....975...Jim Oler (1952-56)

#### GAMES PLAYED

Season:.....37...Mfiondu Kabengele (2018-19)  
 Freshman:.....37...Terance Mann (2018-19)  
 Sophomore:.....37...Trent Forrest (2018-19)  
 Junior:.....37...Christ Koumadje (2018-19)  
 Senior:.....37...P.J Savoy (2018-19)  
 Career:.....140...Terance Mann (2016-19)

#### CONSECUTIVE

Consecutive Games  
 Played in a Career: ..139...Okaro White (2011-14)

#### GAMES STARTED

Season:.....36...Montay Brandon (2013-14)  
 Career:.....122...Montay Brandon (2015-16)  
 Consecutive  
 In a Career:.....110...Delvon Arrington (1999-02)



Jonathan Isaac, who was the No. 6 overall selection in the 2017 NBA Draft by the Orlando Magic, led Florida State to the 2017 NCAA Tournament -- his only season as a Seminole. He was named to the ACC All-Rookie team as a freshman.

## STATISTICS BY CLASS

### FRESHMEN

#### TOTAL POINTS

1. Dwayne Bacon	2015-16	536
2. Malik Beasley	2015-16	529
3. Xavier Rathan-Mayes	2014-15	476
4. Jonathan Isaac	2016-17	383
5. Bob Sura	1991-92	380
6. Chuck Graham	1989-90	314
7. Alexander Johnson	2003-04	312
8. James Collins	1993-94	298
9. Corey Louis	1994-95	295
Solomon Alabi	2008-09	295

#### POINTS PER GAME

1. Dwayne Bacon	2015-16	15.8
2. Malik Beasley	2015-16	15.6
3. Xavier Rathan-Mayes	2014-15	14.9
4. Bob Sura	1991-92	12.3
5. Jonathan Isaac	2016-17	12.0
6. James Collins	1993-94	11.0
7. Corey Louis	1994-95	10.9
8. Chuck Graham	1989-90	10.1
9. Alexander Johnson	2003-04	9.5
Randell Jackson	1995-96	9.5

#### REBOUNDS

1. Jonathan Isaac	2016-17	251
2. Corey Louis	1994-95	210
3. Solomon Alabi	2008-09	197
Dwayne Bacon	2015-16	197
5. Malik Beasley	2015-16	180
6. Michael Joiner	2000-01	179
7. Chris Singleton	2008-09	172
8. Mfiondu Kabengele	2017-18	158
8. Phil Cofer	2014-15	149
8. Randy Allen	1983-84	148

#### REBOUNDS PER GAME

1. Corey Louis	1994-95	7.8
Jonathan Isaac	2016-17	7.8
3. Michael Joiner	2000-01	6.0
4. Dwayne Bacon	2015-16	5.8
5. Harry Davis	1974-75	5.7
6. Solomon Alabi	2008-09	5.6
Malik Beasley	2015-16	5.6
8. Randell Jackson	1995-96	5.3
9. Kris Anderson	1976-77	5.1
10. Randy Allen	1983-84	4.9
Chris Singleton	2008-09	4.9

#### ASSISTS

1. Delvon Arrington	1998-99	181
2. Xavier Rathan-Mayes	2014-15	137
3. Charlie Ward	1990-91	103
4. Todd Galloway	2002-03	97
5. Carlton Byrd	1973-74	91
6. Devon Bookert	2012-13	80
7. LaMarr Greer	1994-95	78
8. Bob Sura	1991-92	76
9. Luke Loucks	2008-09	73
10. Eugene Harris	1973-74	69

#### STEALS

1. Charlie Ward	1990-91	71
2. Delvon Arrington	1998-99	64
3. Chris Singleton	2008-09	54
4. Trent Forrest	2016-17	43
5. Bob Sura	1991-92	41
6. James Collins	1993-94	37
Jonathan Isaac	2016-17	37
8. Xavier Rathan-Mayes	2014-15	35
9. LaMarr Greer	1994-95	34
10. Dwayne Bacon	2016-17	33

#### BLOCKED SHOTS

1. Corey Louis	1994-95	74
2. Solomon Alabi	2008-09	73
3. Ike Obiagu	2017-18	71
4. Jonathan Isaac	2016-17	49
5. Chris Singleton	2008-09	47
6. Karim Shabazz	1997-98	37
7. Rodney Dobard	1989-90	36
8. Andre Reid	1990-91	34

9. Randell Jackson	1995-96	30
10. Mfiondu Kabengele	2017-18	29

#### FIELD GOALS MADE

1. Dwayne Bacon	2015-16	197
2. Malik Beasley	2015-16	185
3. Xavier Rathan-Mayes	2014-15	165
4. Jonathan Isaac	2016-17	130
5. Chuck Graham	1989-90	126
6. Bob Sura	1991-92	124
7. Solomon Alabi	2008-09	122
8. Corey Louis	1994-95	120
9. Jim Lyttle	1965-66	116
10. James Collins	1993-94	110

#### FIELD GOAL ATTEMPTS

1. Dwayne Bacon	2015-16	441
2. Xavier Rathan-Mayes	2014-15	397
3. Malik Beasley	2015-16	393
4. James Collins	1993-94	270
5. Chuck Graham	1989-90	269
Bob Sura	1991-92	269
7. Corey Louis	1994-95	267
8. Jonathan Isaac	2016-17	256
9. Jim Lyttle	1965-66	254
Michael Joiner	2000-01	254

#### THREE-POINT SHOTS MADE

1. Malik Beasley	2015-16	55
2. Xavier Rathan-Mayes	2014-15	48
3. Von Wafer	2003-04	43
4. M.J. Walker	2017-18	41
5. James Collins	1993-94	39
6. Bob Sura	1991-92	38
7. Chris Singleton	2008-09	34
8. Devon Bookert	2012-13	32
Dwayne Bacon	2015-16	32
10. Jonathan Isaac	2016-17	31

#### THREE-POINT ATTEMPTS

1. Xavier Rathan-Mayes	2014-15	142
Malik Beasley	2015-16	142
3. Von Wafer	2003-04	132
4. James Collins	1993-94	120
5. M.J. Walker	2017-18	119
6. Dwayne Bacon	2015-16	114
7. Chris Singleton	2008-09	102
8. Bob Sura	1991-92	98
Delvidas Dulkys	2008-09	98
10. Jonathan Isaac	2016-17	89

#### FREE THROWS MADE

1. Dwayne Bacon	2015-16	110
2. Alexander Johnson	2003-04	106
3. Malik Beasley	2015-16	104
4. Xavier Rathan-Mayes	2014-15	98
5. Bob Sura	1991-92	94
6. Jonathan Isaac	2016-17	92
7. Jim Oler	1952-53	90
8. Jim Lyttle	1965-66	88
9. Okaro White	2010-11	72
10. Phil Cofer	2014-15	67

#### FREE THROW ATTEMPTS

1. Alexander Johnson	2003-04	157
2. Dwayne Bacon	2015-16	154
3. Bob Sura	1991-92	150
4. Xavier Rathan-Mayes	2014-15	142
5. Malik Beasley	2015-16	128
6. Jim Oler	1952-53	118
Jonathan Isaac	2016-17	118
8. Jim Lyttle	1965-66	116
Phil Cofer	2014-15	106
10. Solomon Alabi	2008-09	105

### SOPHOMORES

#### TOTAL POINTS

1. Bob Sura	1992-93	675
2. Dwayne Bacon	2016-17	603
3. Ron King	1970-71	589
4. Dave Fedor	1959-60	530
5. Doug Edwards	1990-91	524
6. Aaron Thomas	2013-14	522
7. Hugh Durham	1956-57	509
8. Dave Cowens	1967-68	508
9. Mfiondu Kabengele	2018-19	489
10. James Collins	1994-95	487

#### POINTS PER GAME

1. Ron King	1970-71	22.7
2. Ham Wernke	1952-53	21.3
3. Dave Fedor	1959-60	21.2
4. Bob Sura	1992-93	19.9
5. Hugh Durham	1956-57	19.6
6. Dave Cowens	1967-68	18.8
7. Reggie Royals	1970-71	18.1
8. James Collins	1994-95	18.0
9. Dwayne Bacon	2016-17	17.2
10. Larry Warren	1973-74	16.9

#### REBOUNDS

1. Dave Cowens	1967-68	456
2. Dave Fedor	1959-60	400
3. Reggie Royals	1970-71	390
4. Lawrence McCray	1971-72	263
5. Greg Grady	1973-74	250
6. Doug Edwards	1990-91	227
7. Chris Singleton	2009-10	223
8. Jan Gies	1967-68	221
9. Mfiondu Kabengele	2018-19	220
10. Bob Sura	1992-93	209

#### REBOUNDS PER GAME

1. Dave Cowens	1967-68	17.0
2. Dave Fedor	1959-60	16.0
3. Reggie Royals	1970-71	15.0
4. Greg Grady	1973-74	9.6
5. Jan Gies	1967-68	8.2
Lawrence McCray	1971-72	8.2
7. Zach Perkins	1973-74	8.0
Karim Shabazz	1998-99	8.0
9. Jerry Shirley	1962-63	7.9
10. David Thompson	1975-76	7.5

#### ASSISTS

1. Otto Petty	1970-71	227
2. Delvon Arrington	1999-00	182
3. Tony Jackson	1977-78	166
4. Skip Young	1968-69	155
5. Xavier Rathan-Mayes	2015-16	146
6. Trent Forrest	2017-18	138
7. LaMarr Greer	1995-96	131
8. Charlie Ward	1991-92	122
9. Tony William	1981-82	111
10. Wayne Smalls	1974-75	110

#### STEALS

1. Charlie Ward	1991-92	75
2. Tony Jackson	1977-78	73
3. Chris Singleton	2009-10	71
4. Tony William	1981-82	66
5. Aaron Thomas	2013-14	57
6. Bob Sura	1992-93	54
7. Trent Forrest	2017-18	53
8. Isaiah Swann	2005-06	47
9. Tharon Mayes	1987-88	45
10. Delvon Arrington	1999-00	44

#### BLOCKED SHOTS

1. Solomon Alabi	2009-10	75
2. Boris Bojanovsky	2013-14	67
3. Chris Singleton	2009-10	48
4. Rodney Dobard	1990-91	47
5. Randell Jackson	1996-97	46
6. Mike Mathews	2000-01	44
7. Corey Louis	1995-96	43
Delvon Anderson	1999-00	43
9. Christ Koumadje	2016-17	40
10. Doug Edwards	1990-91	36

#### FIELD GOALS MADE

1. Ron King	1970-71	262
2. Bob Sura	1992-93	241
3. Dwayne Bacon	2016-17	221
4. Dave Fedor	1959-60	214
5. Dave Cowens	1967-68	206
6. Doug Edwards	1990-91	200
7. Reggie Royals	1970-71	191
8. Randy Allen	1984-85	187
9. James Collins	1994-95	181
10. Larry Warren	1973-74	179

#### FIELD GOAL ATTEMPTS

1. Bob Sura	1992-93	533
2. Ron King	1970-71	521
3. Dwayne Bacon	2016-17	489
4. Dave Fedor	1959-60	453
5. Hugh Durham	1956-57	438
6. Ham Wernke	1952-53	422
7. Larry Warren	1973-74	395
8. Jerry Westhafer	1952-53	391
9. Doug Edwards	1990-91	385
10. Reggie Royals	1970-71	384

#### THREE-POINT SHOTS MADE

1. Bob Sura	1992-93	73
2. James Collins	1994-95	72
3. Deividas Dulkys	2009-10	71
4. Von Wafer	2004-05	65
5. Adrian Crawford	1998-99	64
6. Dwayne Bacon	2016-17	57
7. Tharon Mayes	1987-88	46
8. Devon Bookert	2013-14	44
9. Michael Snaer	2010-11	43
10. Derrick Carroll	1994-95	42

#### THREE-POINT ATTEMPTS

1. Bob Sura	1992-93	220
2. Deividas Dulkys	2009-10	179
3. Dwayne Bacon	2016-17	171
4. James Collins	1994-95	164
5. Von Wafer	2004-05	164
6. Adrian Crawford	1998-99	161
7. Xavier Rathan-Mayes	2015-16	137
8. Michael Snaer	2010-11	117
9. Chris Singleton	2009-10	115
10. Derrick Carroll	1994-95	112

#### FREE THROWS MADE

1. Hugh Durham	1956-57	155
2. Jim Oler	1953-54	140
3. Aaron Thomas	2013-14	139
4. Mfiondu Kabengele	2018-19	137
5. Ham Wernke	1952-53	134
6. Bob Sura	1992-93	120
7. Doug Edwards	1990-91	112
8. Solomon Alabi	2009-10	108
9. Dwayne Bacon	2016-17	104
10. Dave Fedor	1959-60	102

#### FREE THROW ATTEMPTS

1. Hugh Durham	1956-57	213
2. Ham Wernke	1952-53	193
3. Jim Oler	1953-54	188
Bob Sura	1992-93	188
5. Mfiondu Kabengele	2018-19	180
6. Aaron Thomas	2013-14	172
7. Doug Edwards	1990-91	158
8. Dwyane Bacon	2016-17	138
9. Solomon Alabi	2009-10	136
10. Montay Brandon	2013-14	135



## STATISTICS BY CLASS

### JUNIORS

#### TOTAL POINTS

1. Mickey Dillard	1979-80	635
2. Murray Brown	1978-79	629
3. Alton Lee Gipson	1983-84	626
4. Ron King	1971-72	573
Bob Sura	1993-94	573
6. Sam Cassell	1991-92	570
7. Jim Oler	1954-55	549
8. George McCloud	1987-88	546
9. Tony Dawson	1987-88	536
10. Toney Douglas	2007-08	524

#### POINTS PER GAME

1. Mitchell Wiggins	1981-82	23.8
2. Murray Brown	1978-79	21.7
3. Bob Sura	1993-94	21.2
4. Jim Oler	1954-55	21.1
5. Mickey Dillard	1979-80	20.4
6. Dave Cowens	1968-69	20.3
7. Alton Lee Gipson	1983-84	20.2
8. Mickey Dillard	1978-79	20.0
9. Dave Fedor	1960-61	19.0
10. Ham Wernke	1953-54	18.5
David Thompson	1976-77	18.5

#### REBOUNDS

1. Dave Cowens	1968-69	437
2. Reggie Royals	1971-72	351
3. Dick Artmeier	1954-55	339
4. Dave Fedor	1960-61	336
5. Daniel Boltz	1957-58	303
6. Gary Schull	1964-65	273
7. Doug Edwards	1991-92	271
8. Greg Grady	1974-75	267
9. Michael Polite	1989-90	262
10. Willie Williams	1968-69	249

#### REBOUNDS PER GAME

1. Dave Cowens	1968-69	17.5
2. Dave Fedor	1960-61	14.0
3. Dick Artmeier	1954-55	13.0
4. Daniel Boltz	1957-58	12.1
5. Reggie Royals	1971-72	11.0
6. Gary Schull	1964-65	10.5
7. Greg Grady	1974-75	10.3
8. Mitchell Wiggins	1981-82	9.7
9. Willie Williams	1968-69	9.6
10. Lawrence McCray	1972-73	9.3

#### ASSISTS

1. Kerry Thompson	1996-97	184
2. Otto Petty	1971-72	173
3. Xavier Rathan-Mayes	2016-17	168
4. Tony Jackson	1978-79	158
5. Tony William	1982-83	156
6. Dean Shaffer	1983-84	146
7. Pee Wee Barber	1985-86	146
8. Delvon Arrington	2000-01	143
9. Trent Forrest	2018-19	138
10. Skip Young	1969-70	127
11. Derwin Kitchen	2009-10	122

#### STEALS

1. Toney Douglas	2007-08	90
2. Tim Pickett	2002-03	82
3. Kerry Thompson	1996-97	71
4. Dean Shaffer	1983-84	70
5. Trent Forrest	2018-19	69
6. Bob Sura	1993-94	65
7. James Collins	1995-96	62
8. Terrell Baker	1997-98	59
9. Tony Jackson	1978-79	58
10. Sam Cassell	1991-92	56
11. Delvon Arrington	2000-01	56

#### BLOCKED SHOTS

1. Bernard James	2010-11	82
2. Alton Lee Gipson	1983-84	55
3. Andre Reid	1993-94	54
4. Rodney Dobard	1991-92	46
5. Boris Bojanovsky	2014-15	44
6. Elvis Rolle	1979-80	42
7. Doug Edwards	1991-92	41
8. Chris Singleton	2010-11	41
9. Okaro White	2012-13	38
10. Randell Jackson	1997-98	37

#### FIELD GOALS MADE

1. Alton Lee Gipson	1983-84	260
2. Ron King	1971-72	239
3. Mickey Dillard	1979-80	239
4. Murray Brown	1978-79	237
5. David Thompson	1976-77	230
6. Mitchell Wiggins	1981-82	223
7. Tony Dawson	1987-88	212
8. Sam Cassell	1991-92	206
9. Pee Wee Barber	1985-86	204
10. Dave Cowens	1968-69	202
11. Bob Sura	1993-94	202

#### FIELD GOAL ATTEMPTS

1. Ron King	1971-72	558
2. Alton Lee Gipson	1983-84	497
3. David Thompson	1976-77	495
4. Mickey Dillard	1979-80	458
5. Burt Deckel	1957-58	457
6. Sam Cassell	1991-92	454
7. Tim Pickett	2002-03	437
8. Bob Sura	1993-94	431
9. Reggie Royals	1971-72	415
10. Jim Oler	1954-55	414

#### THREE-POINT SHOTS MADE

1. Tim Pickett	2002-03	84
2. George McCloud	1987-88	72
3. James Collins	1995-96	69
4. Isaiah Swann	2006-07	68
5. Michael Snaer	2011-12	67
6. Toney Douglas	2007-08	62
7. Sam Cassell	1991-92	58
8. Devidas Dulkys	2010-11	55
9. Devon Bookert	2014-15	53
10. Bob Sura	1993-94	52

#### THREE-POINT ATTEMPTS

1. Tim Pickett	2002-03	259
2. James Collins	1995-96	199
3. Toney Douglas	2007-08	174
4. Isaiah Swann	2006-07	166
5. Michael Snaer	2011-12	166
6. Devidas Dulkys	2010-11	165
7. Sam Cassell	1991-92	164
8. Bob Sura	1993-94	164
9. George McCloud	1987-88	159
10. Devon Bookert	2014-15	135
11. PJ Savoy	2017-18	135

#### FREE THROWS MADE

1. Jim Oler	1954-55	221
2. Murray Brown	1978-79	155
3. Mickey Dillard	1979-80	151
4. Mickey Dillard	1980-81	151
5. Hugh Durham	1957-58	124
6. Al Thornton	2005-06	122
7. Alexander Johnson	2005-06	120
8. Okaro White	2012-13	119
9. Michael Polite	1989-90	117
10. Bob Sura	1993-94	117
11. Montay Brandon	2014-15	117

#### FREE THROW ATTEMPTS

1. Jim Oler	1954-55	289
2. Murray Brown	1978-79	218
3. Mickey Dillard	1979-80	197
4. Mickey Dillard	1980-81	190
5. Bob Sura	1993-94	179
6. Montay Brandon	2014-15	174
7. Alton Lee Gipson	1983-84	173
8. Michael Polite	1989-90	173
9. Alexander Johnson	2005-06	170
10. Dave Cowens	1968-69	164

Al Thornton 2005-06 164

### SENIORS

#### TOTAL POINTS

1. Toney Douglas	2008-09	751
2. Jim Oler	1955-56	742
3. Al Thornton	2006-07	690
4. George McCloud	1988-89	683
5. Sam Cassell	1992-93	641
6. Tony Dawson	1988-89	629
7. Murray Brown	1979-80	578
8. Pee Wee Barber	1986-87	576
9. Alton Lee Gipson	1984-85	568
10. Doug Edwards	1992-93	568

#### POINTS PER GAME

1. Jim Oler	1955-56	29.7
2. Tharon Mayes	1989-90	23.3
3. George McCloud	1988-89	22.8
4. Mitchell Wiggins	1982-83	22.7
5. Hugh Durham	1958-59	21.9
6. Toney Douglas	2008-09	21.5
7. Tony Dawson	1988-89	21.0
8. Dave Fedor	1961-62	20.4
9. Ham Wernke	1954-55	19.7
10. Al Thornton	2006-07	19.7

#### REBOUNDS

1. Rick Benson	1954-55	447
2. Gary Schull	1965-66	432
3. Doug Edwards	1992-93	317
4. Willie Williams	1969-70	290
5. Michael Polite	1990-91	285
6. Bernard James	2011-12	283
7. Reggie Royals	1972-73	273
8. Daniel Boltz	1958-59	265
9. Elvis Rolle	1980-81	264
10. LaMarr McCray	1973-74	257

#### REBOUNDS PER GAME

1. Dave Cowens	1969-70	17.2
2. Rick Benson	1954-55	16.6
3. Gary Schull	1965-66	12.7
4. Daniel Boltz	1958-59	11.5
5. Willie Williams	1969-70	11.0
6. Reggie Royals	1972-73	10.2
7. Dave Fedor	1961-62	10.1
8. LaMarr McCray	1973-74	9.8
9. Gary Wold	1955-56	9.5
10. Doug Edwards	1992-93	9.4

#### ASSISTS

1. Tony William	1983-84	215
2. Tony Jackson	1979-80	213
3. Otto Petty	1972-73	202
4. Delvon Arrington	2001-02	182
5. Kerry Thompson	1997-98	172
6. Dean Shaffer	1984-85	171
7. Sam Cassell	1992-93	170
8. Carlton Byrd	1976-77	159
9. Luke Loucks	2011-12	152
10. Bob Sura	1994-95	146

#### STEALS

1. Dean Shaffer	1984-85	82
2. Tim Pickett	2003-04	82
3. Terrell Baker	1998-99	81
4. Tony Jackson	1979-80	80
5. Tony William	1983-84	65
6. Toney Douglas	2008-09	63
7. Delvon Arrington	2001-02	62
8. Kerry Thompson	1997-98	61
9. James Collins	1996-97	60
10. Ralph Mims	2007-08	57

#### BLOCKED SHOTS

1. Rodney Dobard	1997-98	111
2. Bernard James	2011-12	82
3. Boris Bojanovsky	2015-16	59
4. Christ Koumadje	2018-19	52
5. Alton Lee Gipson	1984-85	50
6. Elvis Rolle	1980-81	47
7. Doug Edwards	1992-93	47
8. Andre Reid	1994-95	44
9. Xavier Gibson	2011-12	44
10. Al Thornton	2006-07	40
11. Okaro White	2013-14	40

#### FIELD GOALS MADE

1. Al Thornton	2006-07	244
2. Tony Dawson	1988-89	243
3. Toney Douglas	2008-09	239
4. Alton Lee Gipson	1984-85	236
5. Sam Cassell	1992-93	234
6. Murray Brown	1979-80	230
7. Doug Edwards	1992-93	224
8. Harry Davis	1977-78	217
9. Jim Oler	1955-56	216
10. Mitchell Wiggins	1982-83	216

#### FIELD GOAL ATTEMPTS

1. Toney Douglas	2008-09	536
2. Don Bates	1958-59	495
3. Alton Lee Gipson	1984-85	489
4. Rick Benson	1954-55	471
5. Jim Oler	1955-56	470
6. Sam Cassell	1992-93	466
7. George McCloud	1988-89	462
8. Ham Wernke	1954-55	461
9. Tony Dawson	1988-89	460
10. Al Thornton	2006-07	460

#### THREE-POINT SHOTS MADE

1. George McCloud	1988-89	115
2. Tim Pickett	2003-04	110
3. Toney Douglas	2008-09	85
4. LaRae Davis	1986-87	80
5. James Collins	1996-97	75
6. Pee Wee Barber	1986-87	72
7. Ian Miller	2013-14	65
8. Michael Snaer	2012-13	63
9. Devon Bookert	2015-16	59
10. Adrian Crawford	2000-01	58
11. Tharon Mayes	1989-90	58

#### THREE-POINT ATTEMPTS

1. Tim Pickett	2003-04	270
2. George McCloud	1988-89	262
3. Toney Douglas	2008-09	221
4. James Collins	1996-97	203
5. Aubry Boyd	1990-91	178
6. LaRae Davis	1986-87	175
7. Braian Angola	2017-18	170
8. Adrian Crawford	2000-01	166
9. Michael Snaer	2012-13	164
10. Ian Miller	2013-14	163

#### FREE THROWS MADE

1. Jim Oler	1955-56	310
2. Toney Douglas	2008-09	188
3. Al Thornton	2006-07	166
4. Gary Schull	1965-66	164
5. Hugh Durham	1958-59	162
6. George McCloud	1988-89	154
7. Okaro White	2013-14	134
8. Ham Wernke	1954-55	132
9. Gary Wold	1955-56	129
10. Michael Polite	1990-91	124

#### FREE THROW ATTEMPTS

1. Jim Oler	1955-56	380
2. Gary Schull	1965-66	237
3. Toney Douglas	2008-09	232
4. Al Thornton	2006-07	210
5. Hugh Durham	1958-59	201
6. Elvis Rolle	1980-81	195
7. Michael Polite	1990-91	190
8. Gary Wold	1955-56	181
9. Bob Sura	1994-95	179
10. Harry Davis	1977-78	178

## YEAR-BY-YEAR STATS

### 1947-48

RECORD: 5-13	HOME: 5-2	AWAY: 0-11			
Player	G	FGM	FTM	PTS	AVG
Kratzert	17	58	48	164	9.6
Williams	13	36	38	110	8.5
Dickson	17	33	30	96	5.6
Pavy	16	37	18	92	5.8
Chaudron	17	28	20	76	4.5
Maxwell	12	28	10	66	5.5
McCrary	14	23	18	64	4.6
Hilaman	16	23	16	62	3.9
Wyman	17	20	13	53	3.1
Osteen	11	19	6	44	4.0
Nettles	12	2	6	10	0.8
Wilson	9	2	1	5	0.6
Parker	3	1	2	4	1.3
Calhoun	1	1	0	2	2.0
Pierce	1	1	0	2	2.0
Barnes	1	0	0	0	0.0
Edwards	1	0	0	0	0.0
Schoneck	1	0	0	0	0.0
Williams	1	0	0	0	0.0
Grant	1	0	0	0	0.0
Fellows	1	0	0	0	0.0
Roesch	2	0	0	0	0.0
<b>FSU</b>	<b>18</b>	<b>312</b>	<b>226</b>	<b>850</b>	<b>47.2</b>
<b>Opponents</b>	<b>18</b>	<b>368</b>	<b>242</b>	<b>978</b>	<b>54.3</b>

### 1948-49

RECORD: 12-12	HOME: 8-3	AWAY: 3-7	NEUTRAL: 1-2		
Player	G	FGM	FTM	PTS	AVG
Benjamin	24	109	30	248	10.3
McLaughlin	21	90	37	217	10.3
Weigle	24	77	52	206	8.6
Adams	23	64	15	143	6.2
Kendall	20	47	36	130	6.5
Pence	17	26	15	67	3.9
Wyman	22	18	20	56	2.5
Pavy	18	16	17	49	2.7
Nettles	19	13	4	30	1.6
Dickson	9	8	4	20	2.2
Kratzert	3	7	5	19	6.3
Hewitt	7	5	7	17	2.4
Folliard	3	5	4	14	4.7
Hilaman	2	1	1	3	1.5
Collins	2	1	0	2	1.0
Stanfill	3	0	2	2	0.7
Fellows	2	0	1	1	0.5
McKay	4	0	1	1	0.3
Falzone	1	0	0	0	0.0
<b>FSU</b>	<b>24</b>	<b>487</b>	<b>251</b>	<b>1225</b>	<b>51.0</b>
<b>Opponents</b>	<b>24</b>	<b>449</b>	<b>316</b>	<b>1214</b>	<b>50.6</b>

### 1949-50

RECORD: 14-10	HOME: 9-1	AWAY: 4-8	NEUTRAL: 1-1		
Player	G	FGM	FTM	PTS	AVG
McLaughlin	25	138	52	328	13.1
Kendall	25	109	50	268	10.7
Weigle	24	81	76	238	9.9
Benjamin	24	88	27	203	8.5
Dickson	22	36	28	100	4.5
Trobaugh	19	32	11	75	3.9
Hewitt	13	24	14	62	4.8
Pence	22	20	13	53	2.4
Wyman	21	21	9	51	2.4
Fischer	9	15	12	42	4.7
Edmiston	14	5	18	28	2.0
Nettles	14	8	2	18	1.3
Folliard	5	5	1	11	2.2
Cummings	6	2	2	6	1.0
Osha	1	2	1	5	5.0
Mady	1	2	0	4	4.0
<b>FSU</b>	<b>25</b>	<b>588</b>	<b>316</b>	<b>1492</b>	<b>59.7</b>
<b>Opponents</b>	<b>25</b>	<b>502</b>	<b>423</b>	<b>1427</b>	<b>57.1</b>

### 1950-51

RECORD: 18-9	HOME: 8-1	AWAY: 5-7	NEUTRAL: 5-1		
Player	G	FGM	FTM	PTS	AVG
Hartman	27	185	105	475	17.6
Whitmer	27	137	88	362	13.4
Scott	27	91	36	218	8.1
McLaughlin	21	64	51	179	8.5
Marsee	24	73	31	177	7.4
Trobaugh	27	54	42	150	5.6
Dickson	23	45	32	122	5.3
Fischer	17	25	12	62	3.6
Merriman	5	12	6	30	6.0
Nettles	10	2	3	7	0.7
Quinn	5	3	0	6	1.2
Hewitt	2	1	0	2	1.0
Wyman	5	1	0	2	0.4
Westhafer	1	0	0	0	0.0
<b>FSU</b>	<b>27</b>	<b>693</b>	<b>406</b>	<b>1792</b>	<b>66.4</b>
<b>Opponents</b>	<b>27</b>	<b>639</b>	<b>436</b>	<b>1714</b>	<b>63.5</b>

### 1951-52

RECORD: 5-20	HOME: 2-7	AWAY: 1-10	NEUTRAL: 2-3				
Player	G	FGM-FGA	Pct.	FTM-FTA	Pct.	PF	Pts.-Avg.
McLaughlin	25	119-352	.338	61-106	.575	93	299-12.0
Whitmer	23	94-315	.295	88-121	.727	81	276-12.0
Westhafer	25	87-278	.313	35-56	.625	53	209-8.4
Fischer	22	77-226	.341	24-54	.444	76	178-8.1
Gordon	15	62-173	.358	24-41	.585	38	148-9.9
Quinn	22	43-181	.238	18-33	.545	82	104-4.7
Benson	17	36-123	.293	10-25	.400	38	82-4.8
Wernke	5	20-71	.282	17-23	.739	18	57-11.4
Pence	18	10-45	.222	8-12	.667	15	28-1.6
Hardesty	8	10-36	.278	4-7	.571	15	24-3.0
Burst	9	5-26	.192	2-2	1.000	17	12-1.4
Richardson	5	3-17	.176	1-2	.500	8	7-1.4
Others	—	19-82	.232	9-23	.391	34	47- —
<b>FSU</b>	<b>25</b>	<b>585-1925</b>	<b>.304</b>	<b>301-505</b>	<b>.596</b>	<b>568</b>	<b>1471-58.8</b>
<b>Opponents</b>	<b>25</b>	<b>663-</b>	<b>—</b>	<b>417-</b>	<b>—</b>	<b>—</b>	<b>1743-69.7</b>

### 1952-53

RECORD: 11-11	HOME: 7-1	AWAY: 3-10	NEUTRAL: 1-0				
Player	G	FGM-FGA	Pct.	FTM-FTA	Pct.	PF	Pts.-Avg.
Wernke	22	167-422	.396	134-193	.694	71	468-21.3
Westhafer	22	127-391	.325	52-75	.693	65	306-13.9
Oler	20	52-139	.374	90-118	.763	50	194-9.7
Gordon	22	67-196	.342	30-60	.500	63	164-7.5
Benson	21	48-168	.286	34-55	.618	56	130-6.2
Richardson	19	46-142	.324	21-37	.568	37	113-5.9
Wold	15	28-60	.467	34-61	.557	37	90-6.0
Burst	17	15-78	.192	17-30	.567	39	47-2.3
Dellaban	12	18-66	.273	8-10	.800	19	44-3.7
Artmeier	10	7-20	.350	6-9	.667	12	20-2.0
Pence	8	3-11	.273	4-5	.800	5	10-1.3
Others	—	21-71	.296	19-41	.463	24	61- —
<b>FSU</b>	<b>22</b>	<b>599-1764</b>	<b>.339</b>	<b>449-694</b>	<b>.690</b>	<b>462</b>	<b>1647-74.9</b>
<b>Opponents</b>	<b>22</b>	<b>621-1717</b>	<b>.362</b>	<b>436-725</b>	<b>.601</b>	<b>439</b>	<b>1678-76.3</b>

### 1953-54

RECORD: 13-7	HOME: 9-2	AWAY: 4-5	NEUTRAL: 0-0			
Player	G	FGM-FGA	Pct.	FTM-FTA	Pct.	Pts.-Avg.
Wernke	20	128-354	.362	113-148	.764	369-18.5
Oler	20	96-280	.343	140-188	.745	332-16.6
Benson	19	75-342	.219	45-	—	195-10.3
Artmeier	19	70-	—	47-	—	187-9.8
Westhafer	14	47-	—	11-	—	105-7.5
Burst	19	40-	—	13-	—	93-4.9
Dellahan	16	31-	—	18-	—	80-5.0
Gordon	19	30-	—	10-	—	70-3.7
Wold	13	5-	—	17-	—	27-2.1
Reeves	11	4-	—	13-	—	21-1.9
Wursbach	4	4-	—	6-	—	14-3.5
Nissalki	7	4-	—	4-	—	12-1.7
Patton	1	0-	—	0-	—	0-0.0
<b>FSU</b>	<b>20</b>	<b>534-</b>	<b>—</b>	<b>437-</b>	<b>—</b>	<b>1505-75.3</b>
<b>Opponents</b>	<b>20</b>	<b>520-</b>	<b>—</b>	<b>408-</b>	<b>—</b>	<b>1448-72.4</b>



## YEAR-BY-YEAR STATS

### 1954-55

RECORD: 22-4		HOME: 12-0		AWAY: 8-2		NEUTRAL: 2-2			
Player	G	FGM-FGA	Pct.	FTM-FTA	Pct.	Reb.-Avg.	PF	Pts.-Avg.	
Oler	26	164-414	.396	221-289	.765	76-2.9	65	549-21.1	
Wernke	26	190-461	.412	132-169	.781	130-5.0	81	512-19.7	
Benson	26	170-471	.361	92-147	.626	432-16.6	83	451-17.3	
Artmeier	26	121-397	.305	97-127	.764	339-13.0	88	276-10.6	
Wold	25	59-156	.378	90-124	.726	208-8.3	81	214-8.6	
Williams	26	49-112	.438	23-45	.511	121-4.7	64	194-7.5	
Burst	14	12-56	.214	17-24	.708	41-2.9	18	14-1.0	
Twomey	15	10-34	.294	17-30	.567	37-2.5	13	28-1.9	
Waites	15	9-28	.321	10-11	.909	28-1.9	9	22-1.5	
Wursbach	11	7-18	.389	5-7	.714	19-1.7	10	12-1.1	
Patton	13	2-13	.154	2-7	.286	6-0.5	8	1-0.1	
Garcia	2	1-4	.250	1-2	.500	3-1.5	0	2-1.0	
Alford	2	0-0	.000	0-0	.000	0-0.0	0	0-0.0	
FSU	26	794-2164	.367	707-982	.720	2295-88.3	522	1420-54.6	
Opponents	26	756-2059	.367	539-826	.653	2051-78.9	578	1061-40.8	

### 1955-56

RECORD: 16-9		HOME: 9-0		AWAY: 5-5		NEUTRAL: 2-4			
Player	G	FGM-FGA	Pct.	FTM-FTA	Pct.	Reb.-Avg.	PF	Pts.-Avg.	
Oler	25	216-470	.460	310-380	.816	136-5.4	61	742-29.7	
Wold	25	116-241	.481	129-181	.713	237-9.5	91	361-14.4	
Artmeier	25	98-261	.375	80-116	.690	167-6.7	90	276-11.0	
Gregory	25	66-163	.405	30-54	.556	121-4.8	67	162-6.5	
Garcia	22	44-145	.303	45-61	.738	49-2.2	40	133-6.0	
Ward	22	45-135	.333	29-43	.674	82-3.7	21	119-5.4	
Williams	20	34-98	.347	35-53	.660	176-8.8	51	103-5.2	
Twomey	20	16-46	.348	6-20	.300	39-2.0	24	38-1.9	
Patton	13	9-28	.321	11-16	.688	17-1.3	19	29-2.2	
Waites	16	10-34	.294	6-16	.375	24-1.5	14	26-1.6	
Wursbach	17	8-15	.533	4-8	.500	28-1.1	11	20-1.3	
Mahoney	9	6-12	.500	2-3	.667	8-0.9	8	14-1.6	
Corso	1	0-0	.000	0-0	.000	0-0.0	0	0-0.0	
Wood	2	0-0	.000	0-0	.000	0-0.0	0	0-0.0	
FSU	25	668-1648	.405	687-950	.723	1129-45.2	497	2023-80.9	
Opponents	25	710-1703	.417	493-799	.617	1188-47.5	554	1913-76.5	

### 1956-57

RECORD: 9-17		HOME: 5-5		AWAY: 3-11		NEUTRAL: 1-1			
Player	G	FGM-FGA	Pct.	FTM-FTA	Pct.	Reb.-Avg.	PF	Pts.-Avg.	
Durham	26	117-438	.404	155-213	.728	116-4.5	53	509-19.6	
Waits	25	131-336	.389	101-126	.802	118-4.7	75	363-14.5	
Strom	26	90-175	.514	62-95	.640	237-9.1	74	242-9.3	
Garcia	25	74-239	.310	77-99	.777	50-2.0	48	225-9.0	
Williams	26	67-175	.383	43-78	.551	234-9.0	62	177-6.8	
Ward	24	57-153	.373	15-30	.500	76-3.2	35	129-5.4	
Gregory	24	51-137	.372	18-33	.545	81-3.4	64	120-5.0	
Twomey	18	25-92	.272	42-62	.677	70-3.9	29	92-5.1	
Westhafer	21	17-42	.405	19-33	.576	44-2.1	19	53-2.5	
Williams, J	18	9-36	.250	6-11	.545	12-0.7	10	24-1.3	
Casteel	11	6-28	.214	5-19	.263	53-4.8	27	17-1.5	
FSU	26	704-1862	.380	543-799	.679	1091-42.0	496	1951-75.1	
Opponents	26	763-1981	.396	545-805	.677	1446-55.6	482	2061-79.3	

### 1957-58

RECORD: 9-16		HOME: 8-3		AWAY: 0-12		NEUTRAL: 1-1			
Player	G	FGM-FGA	Pct.	FTM-FTA	Pct.	Reb.-Avg.	PF	Pts.-Avg.	
Deckel	25	163-457	.357	99-134	.739	202-8.1	425	425-17.0	
Durham	24	122-377	.324	124-154	.805	95-4.0	368	368-15.3	
Liteky	25	96-294	.327	76-97	.784	120-4.8	268	268-10.7	
Strom	25	101-239	.423	50-64	.781	252-10.1	252	252-10.1	
Boltz	25	61-174	.351	32-58	.552	303-12.1	154	6-2	
Garcia	22	32-111	.288	28-41	.683	43-2.0	92	4-2	
Savage	24	25-110	.227	15-32	.469	46-1.9	65	2-7	
Westhafer	14	8-31	.258	7-13	.538	22-1.6	23	1-6	
Casteel	18	6-23	.261	8-17	.471	41-2.3	20	1-1	
Williams	15	5-32	.156	6-10	.600	9-0.6	16	1-1	
Woodward	3	2-3	.667	2-3	.667	3-1.0	6	2-0	
Rodgers	1	0-0	.000	0-0	.000	0-0.0	0	0-0	
Gregory	1	0-0	.000	0-0	.000	0-0.0	0	0-0	
FSU	25	621-1851	.335	447-623	.717	1247-49.91	689	689-67.6	
Opponents	25	697-1766	.395	454-689	.659	1352-54.11	848	848-73.9	

### 1958-59

RECORD: 8-15		HOME: 7-3		AWAY: 1-10		NEUTRAL: 0-2			
Player	G	FGM-FGA	Pct.	FTM-FTA	Pct.	Reb.-Avg.	PF	Pts.-Avg.	
Durham	23	171-415	.412	162-201	.806	86-3.7	57	504-21.9	
Bates	23	179-495	.362	76-101	.752	102-4.4	75	434-18.9	
Liteky	23	70-176	.398	59-83	.711	115-5.0	74	199-8.7	
Tinsley	21	68-146	.466	27-61	.443	148-7.0	56	163-7.8	
Savage	23	68-196	.347	32-67	.478	131-5.7	67	168-7.3	
Boltz	23	52-153	.340	45-74	.608	264-11.5	95	149-6.5	
Richter	14	30-85	.353	13-30	.433	85-6.1	24	73-5.2	
Williams	20	19-59	.322	12-14	.857	19-1.0	22	50-2.5	
Archer	13	6-16	.375	5-8	.625	17-1.3	11	17-1.3	
Woodward	13	3-13	.231	4-4	1.000	0-0.0	3	10-0.8	
Hohne	5	1-4	.250	1-2	.500	1-0.2	2	3-0.6	
Hobbs	1	0-0	.000	0-1	.000	0-0.0	0	0-0.0	
FSU	23	667-1758	.379	436-646	.675	1195-52.0	486	1770-77.0	
Opponents	23	698-1684	.414	479-699	.685	1312-57.1	455	1875-81.5	

### 1959-60

RECORD: 10-15		HOME: 7-4		AWAY: 3-10		NEUTRAL: 0-1			
Player	G	FGM-FGA	Pct.	FTM-FTA	Pct.	Reb.-Avg.	PF	Pts.-Avg.	
Fedor	25	214-453	.472	102-131	.779	400-16.0	530	530-21.2	
Richter	25	103-235	.438	64-106	.604	185-7.4	270	10-8	
Davis	25	70-227	.308	88-134	.657	80-3.2	228	9-1	
Swain	25	78-206	.379	50-89	.562	175-7.0	206	8-2	
Ashworth	16	76-208	.365	24-41	.585	56-3.5	176	11-0	
Savage	23	53-185	.286	44-68	.647	55-2.4	150	6-5	
Woodward	14	48-109	.440	17-18	.944	13-0.9	113	8-1	
Freudenstein	8	25-68	.368	14-24	.583	21-2.6	64	8-0	
Edney	19	17-48	.354	29-46	.630	30-1.6	63	3-3	
Cotton	8	17-51	.333	12-15	.800	19-2.4	46	6-8	
Whitehead	15	15-36	.417	12-17	.706	38-2.5	42	2-8	
Smith	17	10-36	.278	1-7	.143	24-1.4	21	1-2	
Casteel	12	5-21	.238	9-17	.529	18-1.5	19	1-6	
Team						191	7-6		
FSU	25	731-1883	.388	466-713	.654	1305-52.2	497	1928-77.1	
Opponents	25	718-1683	.427	514-783	.656	1328-53.1	497	1950-78.0	

### 1960-61

RECORD: 14-10		HOME: 8-1		AWAY: 6-7		NEUTRAL: 0-2			
Player	G	FGM-FGA	Pct.	FTM-FTA	Pct.	Reb.-Avg.	PF	Pts.-Avg.	
Fedor	24	185-365	.507	86-107	.804	336-14	70	456-19.0	
Swain	24	168-313	.537	82-124	.661	188-7.8	69	418-17.4	
Long	22	83-179	.464	27-48	.563	81-3.7	60	193-8.8	
Davis	24	44-117	.376	78-102	.765	68-2.8	53	166-6.9	
Ashworth	23	45-137	.328	31-43	.721	57-2.5	53	121-5.3	
Coogee	22	36-80	.450	41-64	.641	64-2.9	45	113-5.1	
Edney	18	21-57	.368	34-56	.607	28-1.6	22	76-4.2	
Smith	10	15-34	.441	8-12	.667	18-1.8	17	38-3.8	
Others	—	75-185	.405	55-78	.705	78—	62	205—	
FSU	24	672-1467	.458	442-634	.697	1054-43.9	451	1786-74.4	
Opponents	24	629-1501	.419	411-629	.653	1023-42.6	467	1669-69.5	

### 1961-62

RECORD: 15-8		HOME: 8-2		AWAY: 7-6		NEUTRAL: 0-0			
Player	G	FGM-FGA	Pct.	FTM-FTA	Pct.	Reb.-Avg.	PF	Pts.-Avg.	
Fedor	23	186-356	.522	98-125	.734	233-10.1	53	470-20.4	
Swain	23	157-274	.573	62-91	.681	171-7.4	63	376-16.3	
Long	23	128-260	.492	53-74	.716	95-4.1	69	309-13.4	
Ricketts	21	62-112	.554	47-72	.653	62-2.9	32	171-8.1	
Ashworth	23	44-109	.404	28-40	.700	54-1.2	45	116-5.0	
Davis	22	39-95	.411	25-39	.641	49-2.2	45	103-4.7	
Reeves	17	31-57	.544	20-35	.571	46-2.7	16	82-4.8	
Ek	16	22-41	.537	7-12	.583	22-1.4	11	51-3.2	
Dale	12	21-46	.457	8-10	.800	11-0.9	25	50-4.2	
Coogee	12	11-22	.500	12-23	.522	13-1.1	15	34-2.8	
Edney	9	8-14	.571	3-4	.750	8-0.9	9	19-2.1	
FSU	23	709-1,386	.512	363-525	.691	897-39.0	383	1,781-77.4	
Opponents	23	615-1,458	.422	337-482	.699	930-40.4	430	1,567-68.1	

## YEAR-BY-YEAR STATS

### 1962-63

RECORD: 15-10		HOME: 8-3		AWAY: 4-7		NEUTRAL: 3-0			
Player	G	FGM-FGA	Pct.	FTM-FTA	Pct.	Reb.-Avg.	PF	Pts.-Avg.	
Long	24	159-351	.511	77-109	.706	123-5.1	70	395-16.5	
Shirley	25	118-235	.502	45-60	.750	199-7.9	67	281-11.2	
Rogers	25	106-226	.469	57-85	.671	114-4.6	62	269-10.8	
Reeves	24	70-130	.538	48-87	.552	115-4.8	32	188-7.8	
Huge	25	78-192	.406	20-36	.556	126-5.1	78	176-7.1	
Dale	24	57-135	.422	17-28	.607	53-2.2	69	131-5.5	
Gonzalez	17	30-67	.448	21-41	.512	48-2.8	27	81-4.8	
Ek	20	27-65	.415	13-23	.565	48-2.4	23	67-3.4	
Rickettes	6	18-37	.486	20-26	.769	18-3.0	16	56-9.3	
Winter	13	18-50	.360	7-9	.778	8-0.6	14	43-3.3	
Lovell	21	19-51	.373	4-9	.444	33-1.6	22	42-2.0	
Coogle	2	6-12	.500	0-1	.000	5-2.5	5	12-6.0	
Giswold	7	1-2	.500	1-4	.250	3-0.4	5	3-0.4	
FSU	25	707-1513	.467	330-517	.638	1047-41.9	448	1744-69.8	
Opponents	25	599-1434	.418	482-678	.717	977-39.1	421	1680-67.2	

### 1963-64

RECORD: 11-14		HOME: 9-1		AWAY: 1-12		NEUTRAL: 1-1			
Player	G	FGM-FGA	Pct.	FTM-FTA	Pct.	Reb.-Avg.	PF	Pts.-Avg.	
Schull	25	128-257	.499	67-96	.698	179-7.2	66	323-12.9	
Rogers	25	132-281	.469	54-81	.667	137-5.5	76	318-12.7	
Shirley	25	113-259	.436	59-68	.868	155-6.2	63	285-11.4	
Gonzalez	25	78-166	.469	59-73	.808	81-3.2	42	215-8.6	
Peacock	23	79-159	.496	39-51	.765	44-1.9	53	197-8.6	
Lovell	21	69-133	.518	27-40	.675	57-2.7	31	165-7.9	
Huge	25	51-135	.377	21-30	.700	98-3.9	84	123-4.9	
Leakley	21	30-94	.319	28-36	.778	30-1.4	16	88-4.2	
Ek	21	21-52	.404	9-15	.600	19-1.9	13	51-2.4	
Phillips	14	12-23	.522	18-34	.529	39-2.8	13	42-3.0	
Wallace	7	7-10	.700	2-4	.500	10-1.4	8	16-2.3	
Hinton	3	0-0	.000	1-1	1.000	2-7	3	1-3	
Others	—	4-14	.286	3-3	1.000	3-—	3	11-—	
FSU	25	724-1583	.457	387-532	.727	975-39.0	471	1835-73.4	
Opponents	25	686-1561	.439	466-637	.730	1074-42.9	447	1838-73.4	

### 1964-65

RECORD: 16-10		HOME: 9-1		AWAY: 4-5		NEUTRAL: 3-4			
Player	G	FGM-FGA	Pct.	FTM-FTA	Pct.	Reb.-Avg.	PF	Pts.-Avg.	
Shirley	23	146-300	.486	57-70	.814	168-7.3	72	349-15.2	
Schull	26	120-263	.456	85-128	.663	273-10.5	71	325-12.5	
Malmen	26	132-314	.420	58-69	.841	122-4.7	78	322-12.4	
Lovell	25	88-172	.511	44-67	.657	74-2.9	53	220-8.8	
Gonzalez	25	62-170	.364	75-103	.728	68-2.7	50	199-7.9	
Peacock	26	68-150	.453	42-64	.656	59-2.3	77	178-6.8	
Leakley	25	51-110	.463	25-29	.862	25-1.0	22	127-5.1	
Fairchild	18	13-36	.361	16-22	.727	37-2.1	36	42-2.3	
Phillips	24	13-39	.333	10-21	.476	43-1.8	41	36-1.5	
Murphy	17	2-17	.118	13-20	.650	17-1.0	18	17-1.0	
Rogers	3	1-1	1.000	0-0	.000	0-0.0	0	2-7	
Detmer	1	1-2	.500	0-0	.000	2-5	2	2-2.0	
FSU	26	697-1574	.444	425-593	.716	1058-40.6	520	1819-69.9	
Opponents	26	629-1444	.434	505-704	.717	1001-38.5	490	1763-67.8	

### 1965-66

RECORD: 15-11		HOME: 13-1		AWAY: 1-8		NEUTRAL: 1-2			
Player	G	FGM-FGA	Pct.	FTM-FTA	Pct.	Reb.-Avg.	PF	Pts.-Avg.	
Schull	25	155-302	.514	164-237	.687	317-12.7	62-3	474-19.0	
Lyttle	25	116-254	.457	88-116	.759	57-2.3	65-4	320-12.8	
Peacock	25	122-257	.475	59-78	.756	131-5.2	74-3	303-12.1	
Stewart	24	77-159	.484	58-82	.716	65-2.7	90-9	212-8.8	
Glenn	23	58-130	.446	16-20	.800	58-2.5	29-0	132-5.5	
Malmen	13	44-104	.423	9-17	.529	48-3.7	32-2	97-7.5	
Phillips	18	29-66	.439	21-40	.525	67-3.7	45-1	79-4.4	
Murphy	25	21-55	.382	23-35	.657	42-1.7	39-2	65-2.6	
Leakey	14	19-56	.339	21-25	.840	14-1.0	12-0	59-4.2	
Biggs	21	20-43	.465	13-18	.722	59-2.8	28-0	53-2.7	
Danford	17	16-43	.372	13-19	.684	54-3.2	24-0	45-2.4	
Doyle	12	11-27	.407	9-17	.529	30-2.5	16-0	31-2.8	
Fairchild	9	6-27	.269	10-15	.714	17-1.9	21-0	22-2.4	
Bloodworth	7	2-12	.167	1-1	1.000	7-1.0	5-0	5-0.7	
FSU	26	696-1,533	.454	507-720	.701	1,109-44.4	553	75.9-75.9	
Opponents	26	647-1,462	.443	483-714	.676	991-39.6	542	71.1-71.1	

### 1966-67

RECORD: 11-15		HOME: 7-3		AWAY: 4-12		NEUTRAL: 0-0			
Player	G	FGM-FGA	Pct.	FTM-FTA	Pct.	Reb.-Avg.	PF	Pts.-Avg.	
Glenn	25	177-376	.471	36-45	.800	184-7.4	50	390-15.6	
Hogan	26	143-292	.490	85-115	.739	81-3.1	59	372-14.3	
Morrison	26	117-303	.386	62-81	.765	70-2.7	80	296-11.4	
Stewart	26	102-229	.445	73-113	.646	108-4.2	98	277-10.7	
Danford	26	92-182	.505	51-84	.607	197-7.6	103	235-9.0	
Doyle	24	45-91	.495	41-66	.621	83-3.5	59	131-5.5	
Ross	25	23-62	.371	33-44	.750	84-3.4	45	79-3.2	
Murphy	24	15-44	.341	19-30	.633	49-2.0	34	49-2.0	
Summers	7	3-5	.600	0-1	.000	3-0.43	1	6-0.86	
Campbell	3	0-6	.000	0-0	.000	6-2.0	2	0-0.0	
Others	5	4-8	.500	2-2	1.000	7-1.4	4	10-2.0	
FSU	26	721-1596	.452	402-581	.672	1037-39.9	533	1844-71.0	
Opponents	26	725-1634	.444	486-702	.692	1200-50.0	455	1936-74.5	

### 1967-68

RECORD: 19-8		HOME: 12-1		AWAY: 5-5		NEUTRAL: 2-2			
Player	G	FGM-FGA	Pct.	FTM-FTA	Pct.	Reb.-Avg.	PF	Pts.-Avg.	
Cowens	27	206-383	.538	96-131	.733	456-17.0	103	508-18.8	
Hogan	27	168-348	.483	91-110	.827	60-2.2	64	427-15.8	
Gies	27	128-231	.555	86-108	.796	221-8.2	54	342-12.7	
Stewart	27	103-223	.462	60-82	.732	93-3.4	88	266-9.9	
Danford	27	96-189	.508	48-80	.600	222-8.2	86	240-8.9	
Klay	27	99-220	.450	24-34	.706	98-3.6	44	222-8.2	
Cable	26	62-126	.492	42-50	.840	26-1.0	36	166-6.4	
Depathy	27	53-123	.431	24-40	.600	46-1.7	27	130-4.8	
Ross	23	22-66	.333	34-56	.607	74-3.2	40	78-3.4	
Reynolds	15	13-36	.361	16-26	.615	7-0.5	11	42-2.8	
Doyle	17	5-13	.385	5-5	1.000	24-1.4	7	15-0.9	
Barrow	3	1-2	.500	0-0	.000	0-0	1	2-0.67	
FSU	27	956-1960	.490	526-722	.730	1388-51.4	561	2438-90.3	
Opponents	27	793-1911	.415	532-736	.723	1134-42.0	534	2118-78.4	

### 1968-69

RECORD: 18-8		HOME: 10-3		AWAY: 6-5		NEUTRAL: 2-0			
Player	G	FGM-FGA	Pct.	FTM-FTA	Pct.	Reb.-Avg.	PF	AT	Pts.-Avg.
Cowens	25	202-384	.526	104-164	.634	437-17.5	76	71	508-20.3
Young	26	157-336	.467	76-102	.745	115-4.5	75	155	390-15.0
Hogan	26	155-335	.463	56-80	.700	55-2.1	64	78	366-14.1
Klay	25	94-198	.475	27-36	.750	93-3.7	50	24	215-8.6
Williams	26	83-191	.435	37-71	.521	249-9.6	76	23	211-8.1
Gies	26	80-129	.620	40-62	.645	128-4.9	55	21	200-7.7
Cable	26	48-114	.421	29-40	.725	15-0.6	17	20	125-4.8
Burt	23	46-124	.371	18-37	.486	81-3.5	44	18	110-4.8
Bush	19	41-88	.466	13-21	.619	39-2.0	20	17	97-5.1
Reynolds	13	11-36	.306	2-4	.500	12-0.9	4	7	24-1.8
Macomber	12	5-12	.417	2-5	.400	11-0.9	6	0	12-1.0
Macklin	7	3-15	.200	4-8	.500	7-1.0	3	2	10-1.4
Kimrey	4	0-3	.000	3-4	.750	1-0.3	0	0	3-0.8
FSU	26	925-1965	.471	412-633	.651	1336-51.4	494	436	2260-86.9
Opponents	26	774-1708	.453	498-688	.724	1039-40.0	467	308	2056-79.1

### 1969-70

RECORD: 23-3		HOME: 12-0		AWAY: 9-3		NEUTRAL: 2-0			
Player	G	FGM-FGA	Pct.	FTM-FTA	Pct.	Reb.-Avg.	PF	AT	Pts.-Avg.
Cowens	26	174-355	.490	115-169	.676	447-17.2	86	79	463-17.8
Williams	26	185-291	.636	69-113	.611	285-11.0	85	19	439-17.0
Young	26	151-340	.444	59-80	.738	92-3.5	79	127	361-13.9
Macklin	26	116-249	.466	51-57	.895	63-2.4	75	84	283-10.9
Elizy	26	98-209	.471	65-86	.747	135-5.2	43	24	261-10.0
Harris	26	70-181	.387	46-54	.852	122-4.7	39	31	186-7.2
Cable	24	39-84	.464	35-49	.714	26-1.1	28	12	113-4.7
Garrett	18	36-79	.456	29-37	.784	59-3.3	26	5	101-5.6
Gies	25	37-68	.544	27-36	.750	83-3.3	30	12	101-4.0
Burt	19	22-50	.440	8-13	.615				



## YEAR-BY-YEAR STATS

### 1970-71

RECORD: 17-9		HOME: 12-2		AWAY: 4-5		NEUTRAL: 1-2			
Player	G	FGM-FGA	Pct.	FTM-FTA	Pct.	Reb.-Avg.	PF	AT	Pts.-Avg.
King	26	262-521	.503	65-91	.714	130-5.0	54	51	589-22.7
Royals	26	191-384	.497	89-122	.730	390-15.0	90	36	471-18.1
Ellyz	26	142-268	.534	77-126	.611	208-8.0	57	42	361-13.9
Garrett	26	130-269	.483	68-104	.654	213-8.2	69	36	328-12.5
Petty	26	75-172	.436	47-60	.783	64-2.5	65	227	197-7.6
Harris	26	60-140	.429	14-25	.560	99-3.8	25	28	134-5.2
Young	22	53-141	.376	7-13	.538	35-1.6	50	38	113-5.1
Gay	20	29-60	.483	11-18	.611	55-2.8	21	13	69-3.5
Samuel	15	21-62	.339	15-18	.833	14-0.9	12	15	57-3.8
Burt	13	16-38	.421	2-4	.500	24-1.8	8	7	34-2.6
Macomber	13	8-22	.364	5-10	.500	27-2.1	11	6	21-1.6
Nemergut	1	1-3	.333	0-1	.000	1-1.0	0	0	2-2.0
Glover	1	2-2	1.000	0-0	.000	0-0.0	0	0	4-4.0
FSU	26	990-2082	.476	400-592	.675	1388-53.4	462	499	2380-91.5
Opponents	26	842-1943	.433	401-612	.655	1208-46.5	534	389	2085-80.2

### 1971-72

RECORD: 27-6		HOME: 11-1		AWAY: 6-4		NEUTRAL: 10-1			
Player	G	FGM-FGA	Pct.	FTM-FTA	Pct.	Reb.-Avg.	PF	AT	Pts.-Avg.
King	32	239-558	.428	95-126	.754	192-6.0	58	69	573-17.9
Royals	32	196-415	.472	109-159	.686	351-11.0	101	85	501-15.7
Garrett	32	169-352	.480	80-109	.734	253-7.9	76	57	418-13.0
McCray	32	166-300	.554	52-89	.584	263-8.2	106	32	384-12.0
Harris	32	104-232	.448	50-74	.676	161-5.0	56	52	258-8.1
Samuel	30	71-152	.467	55-74	.743	50-1.6	30	120	197-6.2
Petty	31	66-149	.443	72-101	.713	63-2.0	68	173	204-6.4
Cole	32	68-150	.453	35-47	.745	59-1.8	42	41	171-5.3
Gay	22	28-52	.538	10-16	.625	42-1.3	22	3	66-2.1
Amick	11	3-10	.300	3-3	1.000	5-0.5	5	1	9-0.8
Calkin	3	0-0	.000	0-1	.000	1-0.3	0	1	0-0.0
Fryer	2	0-1	.000	0-1	.000	1-0.5	0	0	0-0.0
Wright	2	0-1	.000	0-0	.000	2-1.0	0	0	0-0.0
FSU	33	1110-2372	.468	561-800	.701	1608-50.3	564	634	2781-86.9
Opponents	33	904-2153	.420	478-722	.662	1386-43.3	597	470	2286-71.4

### 1972-73

RECORD: 18-8		HOME: 11-1		AWAY: 2-3		NEUTRAL: 5-4			
Player	G	FGM-FGA	Pct.	FTM-FTA	Pct.	Reb.-Avg.	PF	AT	Pts.-Avg.
Royals	26	193-382	.510	44-68	.647	265-10.2	75	81	430-16.5
McCray	26	170-293	.580	41-71	.577	242-9.3	77	9	381-14.7
Cole	26	138-283	.488	28-40	.700	75-2.9	67	77	304-11.7
Clyde	19	111-216	.514	25-37	.676	131-6.9	50	37	247-13.0
Petty	25	86-209	.411	32-50	.640	55-2.2	69	202	204-8.2
Johnson	26	86-172	.500	27-47	.574	155-6.0	32	23	199-7.7
Gay	22	45-104	.433	14-30	.467	83-3.8	3	26	101-4.6
Grady	21	38-58	.655	23-42	.548	73-3.5	17	7	99-4.7
King	6	41-91	.451	8-13	.615	17-3.3	10	8	90-15.0
Burke	22	27-63	.429	5-6	.833	17-0.8	14	39	59-2.7
Stitt	2	2-7	.286	0-0	.000	2-1.0	0	0	4-2.0
Brownyard	5	1-5	.200	0-0	.000	0-0.0	2	0	2-0.4
Perkins	3	0-2	.000	0-0	.000	1-0.3	0	1	0-0.0
FSU	26	938-1886	.498	244-401	.608	1250-48.0	452	513	2120-81.6
Opponents	26	779-1817	.429	302-427	.707	1022-39.3	443	367	1860-71.5

### 1973-74

RECORD: 18-8		HOME: 10-0		AWAY: 2-5		NEUTRAL: 6-3			
Player	G	FGM-FGA	Pct.	FTM-FTA	Pct.	Reb.-Avg.	PF	AT	Pts.-Avg.
Warren	26	179-395	.453	82-103	.796	161-6.2	78	68	440-16.9
Cole	26	158-365	.433	34-47	.723	80-3.1	61	96	350-13.5
McCray	26	156-303	.514	34-63	.540	254-9.8	89	14	346-13.3
Grady	26	115-209	.551	45-65	.692	250-9.6	51	24	275-10.6
Smalls	26	105-244	.430	23-30	.767	54-2.1	48	43	233-9.0
Perkins	26	98-203	.482	34-51	.667	207-8.0	62	20	230-8.8
Harris	26	65-128	.508	48-59	.814	50-1.9	68	69	178-6.8
Byrd	26	58-132	.439	27-37	.730	39-1.5	35	91	143-5.5
Aldridge	14	13-31	.419	13-16	.813	18-1.4	4	5	39-2.8
Chassee	14	16-26	.615	3-12	.250	24-1.7	10	3	35-2.5
Burke	6	6-12	.500	0-0	.000	4-0.7	0	2	12-2.0
Harrison	4	2-3	.667	2-5	.400	5-0.8	1	1	6-1.5
Brownyard	4	0-1	.000	2-3	.667	0-0.0	2	1	2-0.5
Abraham	4	0-3	.000	0-0	.000	2-0.5	0	0	0-0.0
Stitt	1	0-0	.000	0-0	.000	0	0	0	0-0.0
FSU	26	971-2055	.472	347-491	.707	1230-47.3	509	436	2289-88.0
Opponents	26	856-1903	.444	333-487	.684	1100-42.3	544	342	2045-78.8

### 1974-75

RECORD: 18-8		HOME: 15-1		AWAY: 3-7		NEUTRAL: 0-0			
Player	G	FGM-FGA	Pct.	FTM-FTA	Pct.	Reb.-Avg.	PF	AT	Pts.-Avg.
Warren	25	172-363	.474	56-72	.778	139-5.6	82	60	400-16.0
Grady	26	154-265	.581	37-65	.569	267-10.3	72	23	345-13.3
Smalls	26	141-314	.449	33-43	.767	68-2.6	61	110	315-12.1
Perkins	26	126-255	.494	49-79	.620	191-7.3	70	42	301-11.6
Davis	26	104-185	.562	27-41	.659	147-5.7	53	34	235-9.0
Harris	26	91-179	.508	41-61	.672	80-3.1	77	73	223-8.6
Mann	25	58-117	.496	16-25	.640	59-2.4	53	17	132-5.3
Byrd	26	52-108	.481	23-41	.561	15-0.6	30	60	127-4.9
Chassee	19	17-31	.548	8-18	.444	38-2.0	12	6	42-2.2
Stitt	12	12-26	.462	0-1	.000	2-0.2	2	0	24-2.0
Gilbert	6	2-2	1.000	3-7	.429	1-0.2	0	0	7-1.2
Harrison	4	2-5	.400	0-2	.000	6-1.5	2	0	4-1.0
Brodie	4	1-8	.125	1-1	1.000	6-1.5	3	0	3-0.8
FSU	26	932-1858	.502	294-456	.645	1099-42.3	571	425	2158-83.0
Opponents	26	766-1732	.442	330-474	.696	1019-39.2	521	335	1862-71.6

### 1975-76

RECORD: 21-6		HOME: 13-0		AWAY: 6-3		NEUTRAL: 2-3			
Player	G	FGM-FGA	Pct.	FTM-FTA	Pct.	Reb.-Avg.	PF	AT	Pts.-Avg.
Thompson	27	166-356	.466	58-78	.744	203-7.5	65	52	390-14.4
Davis	27	143-224	.638	45-71	.634	167-6.2	80	65	331-12.3
Warren	27	122-311	.392	24-37	.649	102-3.8	58	52	268-9.9
Grady	27	94-176	.534	32-48	.667	203-7.5	66	25	220-8.1
Harris	27	86-174	.494	44-58	.759	70-2.6	71	53	216-8.0
Allen	26	89-169	.527	37-50	.740	79-3.0	63	28	215-8.3
Byrd	26	84-167	.503	40-55	.727	35-1.3	41	91	208-8.0
Smalls	25	82-160	.513	20-31	.645	22-0.9	39	45	184-7.4
Perkins	27	69-166	.416	34-58	.586	126-4.7	59	24	172-6.4
Smith	20	21-39	.538	16-21	.762	51-2.6	41	24	58-2.9
Kundid	6	0-7	.000	0-0	.000	3-0.5	2	0	0-0.0
FSU	27	956-1949	.491	350-507	.690	1168-43.3	585	459	2264-83.9
Opponents	27	751-1668	.450	360-540	.667	980-36.3	538	361	1862-68.9

### 1976-77

RECORD: 16-11		HOME: 8-2		AWAY: 4-5		NEUTRAL: 4-4			
Player	G	FGM-FGA	Pct.	FTM-FTA	Pct.	Reb.-Avg.	PF	AT	Pts.-Avg.
Thompson	27	230-495	.464	40-69	.579	205-7.5	83	29	500-18.5
Davis	27	176-310	.567	50-92	.543	212-7.8	100	39	402-14.8
Byrd	27	147-285	.515	96-116	.827	41-1.5	55	159	390-14.4
Smalls	27	129-289	.446	26-31	.838	86-3.1	71	75	284-10.5
Smith	27	76-173	.439	32-50	.640	141-5.2	96	58	184-6.8
Anderson	27	65-105	.619	31-52	.596	141-5.2	56	23	161-5.9
Dillard	25	53-110	.481	40-61	.655	29-1.1	53	35	146-5.8
Brown	18	38-50	.760	18-28	.642	48-2.7	22	1	94-5.2
Jackson	19	8-24	.333	12-22	.545	13-0.6	13	21	28-1.4
Kuhl	12	5-11	.454	4-4	1.000	19-1.5	13	3	14-1.1
Kundid	1	0-0	.000	1-2	.500	0-0.0	0	1	1-1.0
Vetica	7	3-7	.428	0-4	.000	2-0.2	1	1	6-0.8
Others	5	15-29	.517	11-16	.687	20-4.0	17	2	41-8.2
FSU	27	945-1888	.500	361-547	.659	1058-39.2	580	447	2251-83.3
Opponents	27	839-1735	.482	405-563	.719	1190-38.1	559	381	2083-77.1



LaRae Davis was Florida State's second-leading scorer with a career-high 14.5 points per game scoring average during the 1986-87 season. He helped lead the Seminoles to a 19-11 record and to an appearance in the second round of the NIT.

## YEAR-BY-YEAR STATS

### 1977-78

RECORD: 23-6		HOME: 10-1		AWAY: 7-2		NEUTRAL: 6-3						
Player	G	Min.	FGM-FGA	Pct.	FTM-FTA	Pct.	Reb.-Avg.	PF-DQ	AT	BL	ST	Pts.-Avg.
Davis	28	941	217-376	.577	112-178	.629	208-7.4	73-2	36	14	34	546-19.5
Thompson	29	850	175-362	.483	49-69	.710	211-7.2	83-1	28	13	52	399-13.7
Dillard	29	661	153-282	.542	92-119	.773	74-2.5	92-3	64	8	31	398-13.7
Harris	28	724	153-314	.487	33-51	.647	85-3.0	73-3	56	2	40	339-12.1
Anderson	29	905	93-167	.556	49-60	.816	193-6.6	72-1	36	11	26	235-8.1
Brown	28	402	61-98	.622	46-65	.707	111-3.9	49-1	4	14	5	168-6.0
Jackson	29	864	68-193	.352	36-64	.562	79-2.7	58-0	166	1	73	172-5.9
Mann	27	281	49-117	.418	10-41	.243	55-2.1	50-1	4	2	7	108-4.0
Smith	23	113	14-21	.666	4-9	.444	26-1.1	12-0	9	0	2	32-1.4
Cox	2	6	0-5	.000	2-2	1.000	3-3.1	3-0	0	0	0	2-1.0
Kuhl	8	24	0-5	.000	5-11	.454	13-1.6	6-0	0	2	0	5-0.6
Parks	9	23	1-6	.166	3-7	.428	9-1.0	1-0	3	0	4	5-0.6
Bozeman	10	28	2-8	.250	1-4	.250	7-0.7	3-0	0	0	2	5-0.5
Others -	3		0-3	.000	2-3	.666	5-—	1-0	0	0	0	2-—
<b>FSU</b>	<b>29</b>	<b>5825</b>	<b>986-1957</b>	<b>.503</b>	<b>444-683</b>	<b>.650</b>	<b>1161-40.0</b>	<b>576-12</b>	<b>408</b>	<b>67</b>	<b>276</b>	<b>2416-83.3</b>
<b>Opponents</b>	<b>29</b>	<b>5825</b>	<b>861-1875</b>	<b>.459</b>	<b>368-532</b>	<b>.691</b>	<b>1045-36.0</b>	<b>621-23</b>	<b>282</b>	<b>75</b>	<b>191</b>	<b>2090-72.0</b>

### 1978-79

RECORD: 19-10		HOME: 9-1		AWAY: 7-7		NEUTRAL: 3-2						
Player	G	Min.	FGM-FGA	Pct.	FTM-FTA	Pct.	Reb.-Avg.	PF-DQ	AT	BL	ST	Pts.-Avg.
Brown	29	1010	237-343	.691	155-218	.711	242-8.3	92-4	20	25	22	629-21.7
Anderson	24	775	105-179	.587	66-81	.815	175-7.3	70-1	29	10	17	276-11.5
Chatman	29	764	122-270	.452	51-80	.638	127-4.4	69-1	29	13	42	295-10.2
Jackson	29	1039	106-281	.377	43-83	.518	72-2.5	88-4	158	0	58	255-8.8
Bozeman	29	616	94-207	.454	36-55	.655	89-3.1	97-7	19	5	23	224-7.7
Parks	29	736	80-160	.500	48-60	.800	42-1.5	80-3	97	3	32	208-7.2
Mann	29	518	72-161	.447	23-42	.548	96-3.3	71-2	10	2	16	167-5.8
Tookes	25	244	31-68	.456	11-19	.579	67-2.7	40-0	6	3	5	73-2.9
Kuhl	11	62	15-19	.789	2-2	1.000	10-0.9	12-0	3	0	2	32-2.9
Cox	7	21	4-7	.571	7-9	.778	2-0.3	11-1	2	0	2	15-2.1
Collinsworth	6	24	3-7	.429	5-7	.714	8-1.3	2-0	1	0	0	11-1.8
Dillard	2	66	13-26	.500	14-16	.875	8-4.0	5-0	5	0	4	40-20.0
<b>FSU</b>	<b>29</b>	<b>5875</b>	<b>882-1728</b>	<b>.510</b>	<b>461-672</b>	<b>.686</b>	<b>1022-35.2</b>	<b>637-23</b>	<b>379</b>	<b>61</b>	<b>223</b>	<b>2225-76.7</b>
<b>Opponents</b>	<b>29</b>	<b>5875</b>	<b>829-1656</b>	<b>.501</b>	<b>476-674</b>	<b>.706</b>	<b>889-30.7</b>	<b>626-35</b>	<b>316</b>	<b>84</b>	<b>193</b>	<b>2134-73.6</b>

### 1979-80

RECORD: 22-9		HOME: 10-3		AWAY: 7-5		NEUTRAL: 5-1						
Player	G	Min.	FGM-FGA	Pct.	FTM-FTA	Pct.	Reb.-Avg.	PF-DQ	AT	BL	ST	Pts.-Avg.
Dillard	31	1090	239-458	.521	151-197	.766	130-4.1	93-2	72	13	53	635-20.4
Brown	31	1097	230-356	.646	119-172	.691	238-7.6	85-1	19	16	13	578-18.6
Rolle	31	999	197-322	.611	82-142	.577	245-7.9	98-4	25	42	15	476-15.3
Arnold	23	432	68-167	.407	64-89	.719	31-1.3	50-0	41	2	17	200-8.6
Parks	31	857	93-188	.494	56-77	.727	69-2.2	75-2	83	4	28	243-7.8
Jackson	31	1146	74-173	.427	26-45	.577	76-2.4	87-3	213	8	65	174-5.6
Tookes	31	430	53-112	.473	22-29	.758	118-3.8	44-0	11	3	9	128-4.1
Collinsworth	9	39	3-9	.333	4-4	1.000	8-0.9	10-0	1	2	1	10-1.1
Cox	12	54	3-10	.300	5-11	.454	7-0.5	7-0	4	0	1	11-0.9
Young	4	11	1-3	.333	1-5	.200	1-0.2	2-0	0	0	0	3-0.7
Haynes	5	13	1-4	.250	1-2	.500	1-0.2	3-0	0	0	0	13-0.6
<b>FSU</b>	<b>31</b>	<b>6170</b>	<b>964-1811</b>	<b>.532</b>	<b>529-772</b>	<b>.685</b>	<b>1021-32.9</b>	<b>556-13</b>	<b>471</b>	<b>90</b>	<b>204</b>	<b>2461-79.3</b>
<b>Opponents</b>	<b>31</b>	<b>6170</b>	<b>968-1942</b>	<b>.498</b>	<b>383-559</b>	<b>.685</b>	<b>1018-32.8</b>	<b>669-31</b>	<b>405</b>	<b>99</b>	<b>234</b>	<b>2319-74.8</b>

### 1980-81

RECORD: 17-11		HOME: 8-2		AWAY: 5-6		NEUTRAL: 4-3						
Player	G	Min.-Avg.	FGM-FGA	Pct.	FTM-FTA	Pct.	Reb.-Avg.	PF-DQ	AT	BL	ST	Pts.-Avg.
Dillard	28	985-35.2	182-372	.489	151-190	.794	98-3.5	100-6	91	11	52	515-18.3
Rolle	28	900-32.1	168-297	.565	111-195	.569	257-9.1	100-3	10	47	15	447-15.9
Bozeman	28	727-26.0	122-235	.519	44-75	.586	108-3.8	94-5	25	3	21	288-10.2
Anderson	27	906-33.6	108-182	.593	59-78	.756	206-7.6	71-4	31	18	32	275-10.1
Parks	28	834-29.8	70-167	.419	49-69	.710	65-2.3	82-4	91	6	30	189-6.7
Arnold	26	438-16.8	53-137	.386	52-67	.776	45-1.7	56-0	23	2	14	158-6.0
Tookes	12	120-10.0	16-50	.320	16-17	.941	25-2.1	9-0	0	1	2	48-4.0
Gilmore	28	510-18.2	33-74	.445	26-48	.541	65-2.3	43-0	7	8	9	92-3.2
Groomes	18	107-5.9	11-27	.407	14-22	.636	35-1.9	23-0	0	0	8	36-2.0
Collinsworth	11	48-4.4	6-13	.461	0-1	.000	11-1.0	15-0	3	1	1	12-1.1
Young	15	106-7.1	3-18	.167	3-4	.750	3-0.2	8-0	5	0	6	9-0.6
Dillard	6	13-2.2	0-3	.000	0-0	.000	0-0.0	1-0	1	1	0	0-0.0
Kuhl	2	3-1.5	0-2	.000	0-0	.000	1-0.5	0-0	0	0	0	0-0.0
Matchett	2	3-1.5	0-1	.000	0-0	.000	0-0.0	1-0	0	0	0	0-0.0
<b>FSU</b>	<b>28</b>	<b>5700</b>	<b>772-1578</b>	<b>.489</b>	<b>525-766</b>	<b>.685</b>	<b>1028-36.7</b>	<b>603-22</b>	<b>287</b>	<b>98</b>	<b>190</b>	<b>2069-73.8</b>
<b>Opponents</b>	<b>28</b>	<b>5700</b>	<b>770-1675</b>	<b>.459</b>	<b>457-654</b>	<b>.698</b>	<b>956-34.1</b>	<b>661-43</b>	<b>323</b>	<b>72</b>	<b>208</b>	<b>1993-71.1</b>



## YEAR-BY-YEAR STATS

### 1981-82

RECORD: 11-17		HOME: 5-8		AWAY: 3-7		NEUTRAL: 3-2									
Player	G	Min.	FGM-FGA	Pct.	FTM-FTA	Pct.	Reb.-Avg.	PF-DQ	AT	BL	ST	Pts.-Avg.			
Wiggins	22	808	223-388	.574	77-102	.754	213-9.7	61-1	40	4	37	523-23.8			
William	28	938	167-365	.457	33-40	.825	61-2.2	76-5	111	3	66	367-13.1			
Gilmore	28	790	125-236	.529	53-90	.589	138-4.9	95-5	15	20	16	303-10.8			
Johnson	28	831	98-210	.466	88-118	.745	132-4.7	92-5	74	6	18	284-10.1			
Speights	28	770	98-200	.490	28-58	.482	133-4.7	68-1	12	5	16	224-8.0			
Myrick	28	630	71-159	.440	43-70	.614	85-3.0	67-5	43	5	30	185-6.6			
Phillip	21	243	25-55	.454	18-28	.642	45-2.1	45-3	2	0	8	68-3.2			
Miles	22	269	16-39	.410	8-11	.727	34-1.5	27-0	5	2	2	40-1.8			
Watson	26	245	12-41	.285	11-13	.846	16-0.6	18-0	20	0	10	35-1.3			
Wilkes	12	45	5-14	.357	4-7	.571	3-0.2	6-0	4	0	6	14-1.2			
Coleman	3	4	1-1	1.000	0-0	.000	1-0.3	1-0	0	0	0	2-0.6			
Crawford	5	7	0-3	.000	1-2	.500	3-0.6	0-0	0	0	0	1-0.2			
<b>FSU</b>	<b>28</b>	<b>5650</b>	<b>850-1740</b>	<b>.488</b>	<b>368-548</b>	<b>.671</b>	<b>967-34.5</b>	<b>570</b>	<b>328</b>	<b>45</b>	<b>210</b>	<b>2068-73.8</b>			
<b>Opponents</b>	<b>28</b>	<b>5650</b>	<b>851-1662</b>	<b>.512</b>	<b>418-623</b>	<b>.670</b>	<b>936-33.4</b>	<b>540</b>	<b>407</b>	<b>84</b>	<b>191</b>	<b>2120-75.7</b>			

### 1982-83

RECORD: 14-14		HOME: 8-5		AWAY: 4-7		NEUTRAL: 2-2									
Player	G-GS	Min.	FGM-FGA	Pct.	FTM-FTA	Pct.	Reb.-Avg.	PF-DQ	AT	BL	ST	Pts.-Avg.			
Wiggins	24-24	873	216-410	.527	112-147	.762	196-8.2	82-5	39			544-22.7			
Martello	22-22	664	122-244	.500	63-82	.768	120-5.4	68-5	35			307-13.9			
William	28-27	970	158-340	.465	50-70	.714	48-1.7	62-1	156			366-13.1			
Johnson	28-15	746	93-173	.538	53-82	.646	122-4.4	78-2	25			239-8.5			
Arnold	27-16	551	72-140	.514	57-74	.770	70-2.6	59-3	25			201-7.4			
Myrick	28-7	495	56-119	.471	36-53	.679	76-2.7	56-4	24			148-5.3			
Speights	22-6	292	23-69	.333	35-51	.686	55-2.5	33-1	5			81-3.7			
Miles	26-7	420	24-60	.400	19-24	.792	61-2.3	56-3	14			67-2.6			
Phillip	27-10	296	25-63	.397	18-32	.563	59-2.2	67-2	7			68-2.6			
Watson	22-1	176	8-29	.276	11-12	.916	12-0.5	17-0	17			27-1.2			
Wilkes	10-0	16	2-7	.286	0-1	.000	4-0.4	7-0	2			4-0.4			
<b>FSU</b>	<b>28</b>	<b>5675</b>	<b>826-1716</b>	<b>.481</b>	<b>470-653</b>	<b>.719</b>	<b>958-34.2</b>	<b>602</b>	<b>353</b>			<b>2122-75.8</b>			
<b>Opponents</b>	<b>28</b>	<b>5675</b>	<b>845-1665</b>	<b>.507</b>	<b>473-656</b>	<b>.721</b>	<b>954-34.1</b>	<b>597</b>	<b>374</b>			<b>2163-77.3</b>			

### 1983-84

RECORD: 20-11		HOME: 13-3		AWAY: 5-7		NEUTRAL: 2-1										
Player	G-GS	Min.-Avg.	FGM-FGA	Pct.	FTM-FTA	Pct.	Reb.-Avg.	PF-DQ	AT	TO	BL	ST	Pts.-Avg.			
Gipson	31-31	1086-35.0	260-497	.523	106-173	.613	208-6.7	74-0	19	47	55	21	626-20.2			
Martello	31-31	956-30.8	180-322	.559	67-86	.779	172-5.5	82-2	63	53	6	32	427-13.8			
Shaffer	31-31	1025-33.1	132-230	.574	44-61	.721	106-3.4	83-4	146	104	9	70	308-9.9			
Allen	30-29	879-29.3	109-211	.517	37-73	.507	148-4.9	99-6	6	35	23	25	255-8.5			
William	28-27	996-35.6	103-201	.512	30-44	.682	60-2.1	78-3	215	131	2	62	236-8.4			
Arnold	31-1	415-13.4	55-102	.539	85-101	.842	76-2.5	37-0	25	27	2	17	195-6.3			
Myrick	30-1	333-11.1	43-91	.473	20-30	.667	69-2.3	44-0	23	30	5	17	106-3.5			
Speights	21-0	180-8.6	21-40	.525	11-18	.611	48-2.3	25-0	9	21	0	2	53-2.5			
Miles	17-0	125-7.3	12-22	.545	8-18	.444	25-1.5	22-0	4	5	0	1	32-1.9			
Farrar	25-4	185-7.4	15-38	.395	10-12	.833	12-0.5	19-1	16	18	0	12	40-1.6			
Johnson	12-0	48-4.0	4-12	.333	6-10	.600	7-0.6	4-0	1	5	3	1	14-1.2			
Watson	4-0	18-4.5	2-3	.667	1-2	.500	2-0.5	1-0	7	2	0	1	5-1.1			
<b>FSU</b>	<b>31</b>	<b>6250</b>	<b>936-1769</b>	<b>.529</b>	<b>426-630</b>	<b>.676</b>	<b>999-32.2</b>	<b>569</b>	<b>534</b>	<b>477</b>	<b>105</b>	<b>261</b>	<b>2298-74.1</b>			
<b>Opponents</b>	<b>31</b>	<b>6250</b>	<b>867-1837</b>	<b>.472</b>	<b>395-602</b>	<b>.656</b>	<b>1025-33.1</b>	<b>587</b>	<b>440</b>	<b>487</b>	<b>59</b>	<b>208</b>	<b>2129-68.7</b>			

### 1984-85

RECORD: 14-16		HOME: 9-5		AWAY: 2-9		NEUTRAL: 3-2										
Player	G-GS	Min.-Avg.	FGM-FGA	Pct.	FTM-FTA	Pct.	Reb.-Avg.	PF-DQ	AT	TO	BL	ST	Pts.-Avg.			
Gipson	30-30	1040-35.0	236-489	.483	96-150	.640	234-7.8	87-2	32	58	47	21	568-18.9			
Allen	28-27	901-32.2	187-352	.531	62-101	.614	190-6.8	83-4	14	43	28	37	436-15.6			
Farrar	30-30	1005-33.5	138-271	.509	40-55	.727	86-2.9	92-6	110	78	8	42	316-10.5			
Shaffer	28-24	849-30.3	121-267	.453	49-74	.662	96-3.4	88-4	171	84	6	81	292-10.4			
Myrick	30-29	976-32.5	116-237	.489	70-101	.693	186-6.2	88-5	75	69	16	46	302-10.1			
Fitchett	29-5	661-22.8	74-121	.612	51-74	.689	109-3.8	58-2	24	21	16	19	198-6.8			
Speights	19-0	198-10.4	28-52	.538	30-45	.667	68-3.6	20-0	12	24	2	6	86-4.5			
Carter	14-0	53-3.8	10-23	.435	4-6	.667	13-0.9	12-0	2	3	1	2	24-1.7			
Mabry	23-0	123-5.3	9-25	.360	8-15	.538	6-0.3	21-1	25	23	0	6	26-1.1			
Martin	11-0	40-3.6	2-6	.333	3-3	1.000	7-0.6	5-0	0	2	0	0	7-0.6			
<b>FSU</b>	<b>30</b>	<b>6025</b>	<b>935-1877</b>	<b>.498</b>	<b>432-646</b>	<b>.669</b>	<b>1101-36.7</b>	<b>564</b>	<b>484</b>	<b>416</b>	<b>124</b>	<b>266</b>	<b>2302-76.7</b>			
<b>Opponents</b>	<b>30</b>	<b>6025</b>	<b>860-1854</b>	<b>.464</b>	<b>434-633</b>	<b>.686</b>	<b>1075-35.8</b>	<b>600</b>	<b>374</b>	<b>438</b>	<b>71</b>	<b>186</b>	<b>2154-71.8</b>			

## YEAR-BY-YEAR STATS

### 1985-86

RECORD: 12-17		HOME: 11-4		AWAY: 0-12		NEUTRAL: 1-1									
Player	G-GS	Min.-Avg.	FGM-FGA	Pct.	FTM-FTA	Pct.	Reb.-Avg.	PF-DQ	AT	TO	BL	ST	Pts.-Avg.		
Barber	29-26	933-32.2	204-402	.507	78-102	.765	69-2.4	60-1	146	138	4	52	486-16.8		
Allen	27-26	849-31.4	152-330	.461	67-112	.598	163-6.2	88-6	18	47	30	32	371-13.7		
Davis	25-24	784-31.4	129-237	.544	42-52	.808	110-4.4	58-1	97	63	3	32	300-12.0		
Fitchett	29-29	865-29.8	126-205	.615	43-61	.705	130-4.5	62-1	31	54	24	30	295-10.2		
Choice	24-9	571-23.8	88-182	.484	63-79	.797	103-4.5	62-1	7	38	14	8	239-10.0		
Shaffer	23-18	603-26.2	68-144	.472	41-58	.707	98-4.3	78-5	85	58	9	30	177-7.7		
Hunter	28-9	461-16.5	88-158	.557	14-32	.438	130-4.6	57-1	9	22	6	12	190-6.8		
McCloud	27-1	283-10.5	42-87	.483	31-49	.633	49-1.8	35-0	26	44	2	13	115-4.4		
Karasek	11-2	117-10.6	11-30	.367	7-10	.700	20-1.9	18-1	5	8	1	2	29-2.6		
Mabry	14-0	56-4.1	7-15	.467	16-18	.889	6-0.4	7-0	8	6	0	3	30-2.2		
Mateer	23-1	223-9.7	20-43	.465	6-11	.545	46-2.0	34-0	29	31	0	11	46-2.0		
Carter	13-0	45-3.5	10-22	.454	4-6	.667	24-1.9	8-0	0	9	3	2	24-1.9		
Larson	4-0	10-2.5	0-3	.000	2-3	.667	2-0.5	1-0	0	1	1	1	2-0.5		
<b>FSU</b>	<b>29</b>	<b>5800</b>	<b>945-1858</b>	<b>.509</b>	<b>414-593</b>	<b>.698</b>	<b>980-33.8</b>	<b>568-17</b>	<b>461</b>	<b>519</b>	<b>97</b>	<b>228</b>	<b>2304-79.4</b>		
<b>Opponents</b>	<b>29</b>	<b>5800</b>	<b>950-1899</b>	<b>.500</b>	<b>457-632</b>	<b>.723</b>	<b>1088-37.5</b>	<b>559-17</b>	<b>457</b>	<b>508</b>	<b>72</b>	<b>187</b>	<b>2357-81.3</b>		

### 1986-87

RECORD: 19-11		HOME: 14-2		AWAY: 3-8		NEUTRAL: 2-1									
Player	G-GS	Min.-Avg.	FGM-FGA	Pct.	3PM-3PA	Pct.	FTM-FTA	Pct.	Reb.-Avg.	PF-DQ	AT	TO	BL	ST	Pts.-Avg.
Barber	30-29	1033-34.4	191-400	.478	72-161	.447	122-152	.803	69-2.3	77-2	144	102	4	38	576-19.2
Davis	30-28	957-31.9	150-311	.482	80-175	.457	54-71	.761	123-4.1	65-3	91	66	3	37	434-14.5
Allen	30-29	954-31.9	144-312	.462	0-2	.000	88-127	.693	235-7.8	98-3	28	35	22	22	376-12.6
Fitchett	30-24	835-27.8	135-236	.572	10-25	.400	59-72	.819	158-5.4	68-4	32	45	26	17	339-11.3
Choice	30-19	653-21.8	102-189	.540	0-2	.000	32-49	.653	126-4.2	76-0	6	44	22	16	236-7.9
McCloud	30-4	590-19.7	87-197	.442	14-47	.298	42-68	.618	126-4.2	57-0	43	53	2	4	230-7.7
Karasek	27-10	474-17.6	65-132	.492	0-0	.000	29-50	.580	104-3.9	76-2	7	45	1	5	159-5.9
Hunter	29-4	354-12.2	63-128	.492	0-0	.000	16-37	.432	111-3.8	49-0	4	21	8	10	142-4.9
Mateer	20-0	171-8.6	3-20	.150	2-14	.143	4-9	.444	11-0.6	14-0	25	21	0	8	12-0.6
Carter	7-0	20-2.9	2-10	.200	0-1	.000	2-2	1.000	5-0.7	7-0	0	2	0	1	6-0.9
MacPhee	5-0	9-1.8	0-5	.000	0-1	.000	0-1	.000	1-0.2	2-0	1	2	0	1	0-0.0
<b>FSU</b>	<b>30</b>	<b>6050</b>	<b>942-1940</b>	<b>.486</b>	<b>178-428</b>	<b>.416</b>	<b>448-638</b>	<b>.702</b>	<b>1161-38.7</b>	<b>589-14</b>	<b>381</b>	<b>436</b>	<b>88</b>	<b>159</b>	<b>2510-83.7</b>
<b>Opponents</b>	<b>30</b>	<b>6050</b>	<b>899-2026</b>	<b>.444</b>	<b>118-295</b>	<b>.400</b>	<b>435-632</b>	<b>.688</b>	<b>1153-38.4</b>	<b>598-24</b>	<b>330</b>	<b>426</b>	<b>93</b>	<b>153</b>	<b>2351-78.4</b>

### 1987-88

RECORD: 19-11		HOME: 13-2		AWAY: 3-6		NEUTRAL: 3-3									
Player	G-GS	Min.-Avg.	FGM-FGA	Pct.	3PM-3PA	Pct.	FTM-FTA	Pct.	Reb.-Avg.	PF-DQ	AT	TO	BL	ST	Pts.-Avg.
McCloud	30-30	902-30.1	193-403	.479	72-159	.453	88-112	.786	111-3.7	69-3	105	85	6	34	546-18.2
Dawson	30-29	904-30.1	212-393	.539	1-5	.200	111-153	.725	228-7.6	94-4	25	65	8	20	536-17.9
Mayes	30-29	780-26.0	142-299	.475	46-100	.460	66-90	.733	83-2.8	89-4	62	61	2	45	396-13.2
Hunter	30-30	868-28.9	122-207	.589	0-0	.000	37-71	.521	269-9.0	88-3	25	37	19	34	281-9.4
Polite	30-1	505-16.8	69-117	.590	0-0	.000	50-70	.714	115-3.8	47-0	7	27	4	10	188-6.3
Johnson	29-11	484-16.7	60-103	.582	9-23	.391	41-46	.891	48-1.6	29-0	48	24	0	14	170-5.9
Fitchett	30-17	493-16.4	53-115	.461	16-33	.485	23-29	.793	88-2.9	40-0	19	28	20	16	145-4.8
Mitchell	30-0	326-10.9	37-86	.430	0-0	.000	34-60	.567	22-0.7	41-1	37	33	0	16	108-3.6
Boyd	28-0	248-8.9	24-57	.421	9-23	.391	18-26	.692	19-0.7	21-0	40	28	1	10	75-2.7
White	30-0	324-10.8	20-47	.425	0-3	.000	16-44	.364	53-1.8	37-0	28	35	8	13	56-1.9
Barnes	9-0	33-4.0	5-11	.454	1-6	.167	1-3	.333	4-0.4	3-0	3	2	0	1	12-1.3
Fedor	16-0	89-6.2	6-19	.316	0-0	.000	3-11	.273	19-1.2	13-0	2	5	1	1	15-0.9
<b>FSU</b>	<b>30</b>	<b>6025</b>	<b>943-1857</b>	<b>.508</b>	<b>154-352</b>	<b>.437</b>	<b>488-715</b>	<b>.682</b>	<b>1147-38.2</b>	<b>571-15</b>	<b>401</b>	<b>430</b>	<b>69</b>	<b>214</b>	<b>2528-84.3</b>
<b>Opponents</b>	<b>30</b>	<b>6025</b>	<b>865-1861</b>	<b>.465</b>	<b>138-401</b>	<b>.344</b>	<b>422-595</b>	<b>.709</b>	<b>957-31.9</b>	<b>627-19</b>	<b>365</b>	<b>450</b>	<b>94</b>	<b>193</b>	<b>2285-76.2</b>

### 1988-89

RECORD: 22-8		HOME: 13-2		AWAY: 8-3		NEUTRAL: 1-3									
Player	G-GS	Min.-Avg.	FGM-FGA	Pct.	3PM-3PA	Pct.	FTM-FTA	Pct.	Reb.-Avg.	PF-DQ	AT	TO	BL	ST	Pts.-Avg.
McCloud	30-28	1067-36	207-462	.448	115-262	.439	154-176	.875	109-3.6	70-1	125	97	6	53	683-22.8
Dawson	30-30	1036-35	243-460	.528	25-83	.301	118-160	.738	206-6.9	96-4	20	79	5	32	629-21.0
Mayes	23-19	645-28	126-229	.550	24-76	.316	29-39	.744	53-2.3	59-2	62	47	2	35	305-13.3
Thomas	30-23	774-26	110-213	.516	0-1	.000	76-104	.731	192-6.4	92-3	22	49	18	23	296-9.9
Hunter	30-30	835-28	122-214	.570	0-1	.000	28-45	.622	249-8.3	76-0	28	25	20	38	272-9.1
Mitchell	28-15	679-24	84-166	.506	1-2	.500	78-120	.650	72-2.6	66-3	82	51	4	34	247-8.8
Boyd	25-4	397-16	41-95	.432	8-25	.320	37-50	.740	55-2.2	39-0	29	23	4	19	127-5.1
Polite	6-0	76-13	10-20	.500	0-0	.000	6-17	.353	23-3.8	5-0	2	3	1	1	26-4.3
Wells	9-0	27-3	9-14	.643	0-1	.000	2-3	.667	14-1.6	6-0	1	1	0	0	20-2.2
Johnson	27-0	158-6	13-38	.342	6-19	.316	16-19	.842	17-0.6	10-0	10	11	2	3	48-1.8
White	28-0	217-8	18-25	.720	1-1	1.000	9-26	.346	41-1.5	29-0	20	17	8	11	46-1.6
Hands	12-0	2-1	110-5	12-34	.353	1-3	.333	5-7	.714	9-0.4	7-0	8	12	2	30-1.4
Barnes	9-0	18-2	4-8	.500	0-0	.000	2-4	.500	4-0.4	0-0	1	3	0	0	10-1.1
Miles	6-0	11-2	0-2	.000	0-0	.000	0-0	.000	1-0.2	2-0	1	1	1	0	0-0.0
<b>FSU</b>	<b>30</b>	<b>6050</b>	<b>999-1980</b>	<b>.505</b>	<b>181-474</b>	<b>.382</b>	<b>560-770</b>	<b>.727</b>	<b>1116-37.2</b>	<b>557-13</b>	<b>411</b>	<b>419</b>	<b>71</b>	<b>251</b>	<b>2739-91.3</b>
<b>Opponents</b>	<b>30</b>	<b>6050</b>	<b>957-1989</b>	<b>.481</b>	<b>141-385</b>	<b>.366</b>	<b>367-541</b>	<b>.678</b>	<b>1096-36.5</b>	<b>672-22</b>	<b>408</b>	<b>502</b>	<b>72</b>	<b>188</b>	<b>2422-80.7</b>



## YEAR-BY-YEAR STATS

### 1989-90

RECORD: 16-15		HOME: 9-4		AWAY: 6-6		NEUTRAL: 1-5											
Player	G-GS	Min.-Avg.	FGM-FGA	Pct.	3PM-3PA	Pct.	FTM-FTA	Pct.	Reb.-Avg.	PF-DQ	AT	TO	BL	ST	Pts.-Avg.		
Mayes	24-23	874-36	198-414	.478	58-161	.360	105-126	.833	81-34	76-4	93	94	2	52	559-23.3		
Thomas	31-30	1073-35	207-430	.481	0-4	.000	105-151	.695	236-7.6	109-4	30	82	31	39	519-16.7		
Polite	31-31	967-31	156-268	.582	4-11	.364	117-173	.676	262-8.5	81-3	29	75	4	40	433-14.0		
Graham	31-20	775-25	126-269	.468	11-30	.367	51-69	.739	110-3.5	69-2	37	61	8	26	314-10.1		
Boyd	31-24	882-28	71-199	.357	21-66	.318	35-53	.660	121-3.9	71-0	73	71	7	34	198-6.4		
Copeland	28-6	486-17	22-73	.301	12-33	.364	47-62	.758	34-1.2	34-0	48	35	0	29	103-3.7		
Dobard	29-0	349-12	38-68	.559	0-0	.000	12-23	.522	82-2.8	37-1	6	21	36	2	88-3.0		
Miller	18-0	109-6	17-32	.531	8-15	.533	6-11	.545	9-0.5	5-0	8	4	0	6	48-2.7		
Hands	31-4	307-10	23-66	.348	1-10	.100	12-17	.706	30-1.0	22-0	20	32	0	13	59-1.9		
Wells	13-0	57-4	7-15	.467	0-2	.000	2-4	.500	4-0.3	4-0	0	4	0	1	16-1.2		
White	26-16	397-15	14-36	.389	0-3	.000	3-9	.333	66-2.5	48-0	41	30	8	12	31-1.2		
Miles	4-0	7-2	1-2	.500	1-1	1.000	0-1	.000	4-1.0	1-0	0	1	0	0	3-0.8		
Barnes	8-1	42-5	2-14	.143	1-7	.143	0-1	.000	1-0.1	2-0	4	3	0	2	5-0.6		
<b>FSU</b>	<b>31</b>	<b>6325</b>	<b>882-1886</b>	<b>.468</b>	<b>117-343</b>	<b>.341</b>	<b>495-700</b>	<b>.707</b>	<b>1123-36.2</b>	<b>559-14</b>	<b>389</b>	<b>513</b>	<b>96</b>	<b>256</b>	<b>2376-76.6</b>		
<b>Opponents</b>	<b>31</b>	<b>6325</b>	<b>909-1903</b>	<b>.478</b>	<b>122-363</b>	<b>.336</b>	<b>401-570</b>	<b>.704</b>	<b>1048-33.8</b>	<b>620-25</b>	<b>486</b>	<b>481</b>	<b>100</b>	<b>206</b>	<b>2341-75.5</b>		

### 1990-91

RECORD: 21-11		HOME: 12-2		AWAY: 4-8		NEUTRAL: 5-1											
Player	G-GS	Min.-Avg.	FGM-FGA	Pct.	3PM-3PA	Pct.	FTM-FTA	Pct.	Off-Def.	Tot.-Avg.	PF-DQ	AT	TO	BL	ST	Pts.-Avg.	
Edwards	32-32	1046-33	200-385	.519	12-36	.333	112-158	.709	94-133	227-7.1	97-0	61	83	36	32	524-16.4	
Polite	32-31	930-29	144-305	.472	7-21	.333	124-190	.653	114-159	273-8.5	67-2	31	75	2	35	419-13.1	
Boyd	32-31	855-28	129-330	.391	55-178	.309	66-93	.710	26-67	93-2.9	90-2	69	68	4	36	379-11.8	
Graham	32-6	685-21	131-306	.428	36-104	.346	52-73	.712	41-45	86-2.7	73-1	30	43	7	25	350-10.9	
Dobard	29-27	709-24	110-193	.570	0-0	.000	27-50	.540	64-86	150-5.2	80-5	26	49	47	24	247-8.5	
Ward	30-21	715-24	81-178	.455	15-48	.313	62-87	.713	23-66	89-3.0	53-1	103	60	8	71	239-8.0	
Hands	13-0	70-5	14-31	.452	2-6	.333	7-13	.538	7-6	13-1.0	4-0	6	9	1	3	37-2.8	
Myers	32-8	462-14	23-51	.451	3-10	.300	36-44	.818	15-29	44-1.4	33-1	58	39	1	20	85-2.7	
White	29-0	286-10	31-64	.484	8-19	.421	4-20	.200	18-35	53-1.8	27-0	28	25	7	9	74-2.6	
Copeland	13-1	94-7	7-22	.318	3-12	.250	14-19	.737	1-6	7-0.5	13-0	9	12	0	7	31-2.4	
Salters	25-0	159-6	23-49	.469	0-1	.000	11-19	.579	17-22	39-1.6	24-1	8	10	5	6	57-2.3	
Reid	32-2	302-9	22-64	.344	0-1	.000	17-28	.607	26-62	88-2.8	56-0	5	16	34	5	61-1.9	
Nichols	6-0	26-4	3-7	.429	1-2	.500	4-9	.444	1-6	7-1.2	2-0	1	0	0	0	11-1.8	
Miller	14-1	56-4	6-16	.375	5-9	.556	6-6	1.000	6-3	9-0.6	3-0	5	3	0	2	23-1.6	
<b>FSU</b>	<b>32</b>	<b>6424</b>	<b>924-2001</b>	<b>.462</b>	<b>147-446</b>	<b>.330</b>	<b>542-809</b>	<b>.670</b>	<b>453-725</b>	<b>1261-39.4</b>	<b>622</b>	<b>440</b>	<b>492</b>	<b>152</b>	<b>275</b>	<b>2537-79.3</b>	
<b>Opponents</b>	<b>32</b>	<b>6425</b>	<b>883-1995</b>	<b>.443</b>	<b>171-476</b>	<b>.359</b>	<b>492-703</b>	<b>.700</b>	<b>413-642</b>	<b>1161-36.3</b>	<b>652</b>	<b>441</b>	<b>503</b>	<b>93</b>	<b>231</b>	<b>2429-75.9</b>	

### 1991-92

RECORD: 22-10		HOME: 10-3		AWAY: 7-3		NEUTRAL: 5-4											
Player	G-GS	Min.-Avg.	FGM-FGA	Pct.	3PM-3PA	Pct.	FTM-FTA	Pct.	Off-Def.	Tot.-Avg.	PF-DQ	AT	TO	BL	ST	Pts.-Avg.	
Cassell	31-31	1046-34	206-454	.454	58-164	.354	100-142	.704	40-101	141-4.5	108-5	119	92	8	56	570-18.4	
Edwards	30-30	1076-36	197-385	.512	12-53	.226	106-142	.747	106-165	271-9.0	95-2	80	90	41	48	512-17.1	
Graham	30-24	765-26	143-324	.441	36-108	.333	69-85	.812	42-63	105-3.5	75-1	19	46	1	28	391-13.0	
Sura	31-12	872-28	124-269	.461	38-98	.388	94-150	.627	39-68	107-3.5	67-0	76	72	5	41	380-12.3	
Dobard	29-26	841-29	138-221	.624	0-2	.000	43-72	.597	82-113	195-6.7	73-2	35	57	46	24	319-11.0	
Ward	28-22	841-30	72-145	.497	22-48	.458	35-66	.530	19-71	90-3.2	67-2	122	74	6	75	201-7.2	
Reid	30-9	494-16	38-85	.447	0-0	.000	20-46	.435	43-81	124-4.1	84-4	8	33	32	9	96-3.2	
Wells	19-1	146-8	20-36	.556	2-8	.250	11-18	.611	11-23	34-1.8	6-0	2	7	6	3	53-2.8	
Miller	11-0	48-4	6-17	.353	2-8	.250	3-5	.600	2-4	6-0.5	3-0	1	2	0	3	17-1.5	
Donald	21-0	133-6	10-28	.357	0-2	.000	5-6	.833	9-9	18-0.9	17-0	7	8	0	3	25-1.2	
Gruhl	6-0	10-2	0-5	.000	0-0	.000	1-2	.500	3-1	4-0.7	0-0	0	1	0	0	1-0.2	
Porter	2-0	2-2	0-1	.000	0-0	.000	0-0	.000	0-0	0-0.0	0-0	0	0	0	0	0-0.0	
Team										74-2.4	10						
<b>FSU</b>	<b>32</b>	<b>6275</b>	<b>954-1970</b>	<b>.484</b>	<b>170-491</b>	<b>.346</b>	<b>487-734</b>	<b>.664</b>	<b>396-699</b>	<b>1194-38.5</b>	<b>595</b>	<b>469</b>	<b>482</b>	<b>145</b>	<b>290</b>	<b>2565-82.7</b>	
<b>Opponents</b>	<b>32</b>	<b>6275</b>	<b>859-1927</b>	<b>.446</b>	<b>213-558</b>	<b>.382</b>	<b>469-677</b>	<b>.693</b>	<b>371-649</b>	<b>1145-36.9</b>	<b>590</b>	<b>447</b>	<b>518</b>	<b>99</b>	<b>223</b>	<b>2400-77.4</b>	

### 1992-93

RECORD: 25-10		HOME: 13-2		AWAY: 7-4		NEUTRAL: 5-4											
Player	G-GS	Min.-Avg.	FGM-FGA	Pct.	3PM-3PA	Pct.	FTM-FTA	Pct.	Off-Def.	Tot.-Avg.	PF-DQ	AT	TO	BL	ST	Pts.-Avg.	
Sura	34-34	1213-35.7	241-533	.452	73-220	.332	120-188	.638	81-128	209-6.1	87-2	92	129	7	54	675-19.9	
Edwards	31-31	1085-35.0	224-424	.528	6-25	.240	114-158	.722	130-160	290-9.4	102-5	91	84	44	43	568-18.3	
Cassell	35-35	1298-37.1	234-466	.502	50-131	.382	123-162	.759	47-105	152-4.3	110-7	170	98	10	97	641-18.3	
Dobard	35-35	1105-31.6	170-297	.572	0-1	.000	64-98	.653	76-138	214-6.1	101-3	47	72	111	37	404-11.5	
Ward	17-14	557-32.8	49-106	.462	16-50	.320	18-27	.667	9-36	45-2.6	32-0	93	36	5	48	132-7.8	
Carroll	30-4	459-15.3	57-143	.399	26-79	.329	23-33	.697	25-52	77-2.6	70-1	22	45	21	12	157-4.6	
Wells	34-10	548-16.1	66-131	.504	7-28	.250	18-34	.529	42-81	123-3.6	38-0	4	18	3	1	114-3.5	
Robinson	33-1	307-9.3	47-82	.573	0-0	.000	20-35	.571	27-38	65-2.0	18-1	2	4	2	2	17-3.4	
Reid	5-5	101-20.2	7-14	.500	0-0	.000	3-6	.500	10-11	21-4.2	22-0	20	22	1	15	96-3.3	
Hands	29-6	304-10.5	37-81	.457	8-23	.348	14-29	.483	7-19	26-0.9	2-0	0	1	0	0	9-1.8	
<b>FSU</b>	<b>35</b>	<b>7125</b>	<b>1145-2315</b>	<b>.495</b>	<b>187-564</b>	<b>.332</b>	<b>543-807</b>	<b>.673</b>	<b>460-784</b>	<b>1376-39.3</b>	<b>606</b>	<b>584</b>	<b>554</b>	<b>210</b>	<b>322</b>	<b>3020-86.3</b>	
<b>Opponents</b>	<b>35</b>	<b>7125</b>	<b>1170-2392</b>	<b>.450</b>	<b>220-587</b>	<b>.375</b>	<b>414-631</b>	<b>.656</b>	<b>551-790</b>	<b>1341-38.3</b>	<b>669</b>	<b>563</b>	<b>581</b>	<b>102</b>	<b>257</b>	<b>2788-79.7</b>	

## YEAR-BY-YEAR STATS

### 1993-94

RECORD: 13-14		HOME: 10-4		AWAY: 2-9		NEUTRAL: 1-1											
Player	G-GS	Min.-Avg.	FGM-FGA	Pct.	3PM-3PA	Pct.	FTM-FTA	Pct.	Off-Def.	Tot.-Avg.	PF-DQ	AT	TO	BL	ST	Pts.-Avg.	
Sura	27-26	932-34.5	202-431	.469	52-164	.317	117-179	.654	79-134	213-7.9	67-2	121	112	19	65	573-21.2	
Graham	24-17	658-27.4	103-247	.417	32-89	.360	44-58	.759	34-50	84-3.5	54-2	28	45	1	20	282-11.8	
Carroll	4-4	92-23.0	18-38	.474	9-22	.409	0-3	.000	1-11	12-3.0	3-0	4	5	1	7	45-11.3	
Collins	27-16	729-27.0	110-270	.407	39-120	.325	39-57	.684	46-58	104-3.9	58-1	62	62	7	37	298-11.0	
Ward	16-16	574-35.9	61-167	.365	21-83	.253	25-40	.625	23-39	62-3.9	36-2	78	42	2	44	168-10.5	
Robinson	26-22	678-26.1	79-156	.506	0-0	.000	35-63	.556	49-106	155-6.0	57-2	11	46	5	9	193-7.4	
Reid	27-19	643-23.8	73-156	.468	0-0	.000	41-73	.562	82-85	167-6.2	101-10	13	37	54	13	187-6.9	
Luchman	27-8	495-18.3	59-114	.518	0-0	.000	38-53	.717	42-67	109-4.0	79-4	14	35	12	12	156-5.8	
Cooper	7-1	90-12.9	12-30	.400	1-6	.167	4-9	.444	5-6	11-1.6	12-0	8	9	1	6	29-4.1	
Shepherd	24-2	199-8.3	21-56	.375	11-29	.379	18-21	.857	6-19	25-1.0	17-0	19	17	1	10	71-3.0	
Kerner	18-2	178-9.9	16-29	.552	0-0	.000	13-21	.619	6-24	30-1.7	19-0	6	9	5	2	45-2.5	
Bryant	9-1	82-9.1	2-8	.250	1-3	.333	15-17	.882	1-2	3-0.3	7-0	7	8	0	5	20-2.2	
Nasworthy	2-0	4-2.0	2-2	1.000	0-0	.000	0-0	.000	1-0	1-0.5	0-0	0	1	0	0	4-2.0	
Grabuloff	8-0	42-5.3	2-8	.250	0-2	.000	3-4	.750	3-5	8-1.0	4-0	6	3	2	1	7-0.9	
Azama	2-0	7-3.5	0-1	.000	0-0	.000	0-0	.000	0-0	0-0.0	0-0	0	0	0	0	0-0.0	
<b>FSU</b>	<b>27</b>	<b>5403</b>	<b>765-1713</b>	<b>.444</b>	<b>166-520</b>	<b>.319</b>	<b>392-598</b>	<b>.656</b>	<b>378-606</b>	<b>1076-39.9</b>	<b>514</b>	<b>377</b>	<b>431</b>	<b>110</b>	<b>231</b>	<b>2078-77.0</b>	
<b>Opponents</b>	<b>27</b>	<b>5403</b>	<b>766-1643</b>	<b>.435</b>	<b>169-468</b>	<b>.361</b>	<b>423-637</b>	<b>.664</b>	<b>382-632</b>	<b>1014-37.6</b>	<b>501</b>	<b>433</b>	<b>442</b>	<b>111</b>	<b>203</b>	<b>2020-74.8</b>	

### 1994-95

RECORD: 12-15		HOME: 10-5		AWAY: 2-8		NEUTRAL: 0-2											
Player	G-GS	Min.-Avg.	FGM-FGA	Pct.	3PM-3PA	Pct.	FTM-FTA	Pct.	Off-Def.	Tot.-Avg.	PF-DQ	AT	TO	BL	ST	Pts.-Avg.	
Sura	27-26	981-36.3	164-393	.417	51-158	.323	123-179	.687	55-130	185-6.9	76-3	146	92	5	49	502-18.6	
Collins	27-27	902-33.4	181-354	.511	72-164	.439	53-76	.697	59-57	116-4.3	73-3	48	74	7	37	487-18.0	
Louis	27-27	825-30.6	120-267	.449	1-4	.250	54-76	.711	100-110	210-7.8	79-4	18	60	74	14	295-10.9	
Carroll	26-3	518-19.9	72-172	.419	42-112	.375	17-21	.810	18-52	70-2.7	38-0	20	43	1	5	203-7.8	
Greer	26-24	676-26.0	55-136	.404	24-66	.364	12-16	.750	13-63	76-2.9	30-0	78	45	2	34	146-5.6	
Reid	27-12	425-15.7	46-85	.541	0-0	.000	19-31	.613	44-63	107-4.0	75-5	6	45	39	6	111-4.1	
Curry	24-0	362-15.1	28-90	.311	14-49	.286	16-29	.552	32-36	68-2.8	37-0	27	25	5	12	86-3.6	
Luchman	25-8	362-14.5	35-81	.432	0-0	.000	18-36	.500	33-46	79-3.2	57-1	12	17	15	17	88-3.5	
Sheperd	15-3	165-11.0	18-44	.409	7-24	.292	8-10	.800	8-13	21-1.4	18-0	20	14	0	5	51-3.4	
Wooden	23-5	205-8.9	25-47	.532	0-4	.000	6-10	.600	15-27	42-1.8	31-0	10	17	19	6	56-2.4	
Brower	2-0	27-13.5	1-6	.167	0-5	.000	0-0	.000	0-3	3-1.5	1-0	1	5	0	1	2-1.0	
Mulligan	4-0	7-1.8	0-4	.000	0-2	.000	0-2	.000	0-0	0-0.0	0-0	0	1	0	0	0-0.0	
<b>FSU</b>	<b>27</b>	<b>5455</b>	<b>745-1679</b>	<b>.444</b>	<b>211-588</b>	<b>.359</b>	<b>326-486</b>	<b>.671</b>	<b>377-600</b>	<b>1036-38.4</b>	<b>515</b>	<b>386</b>	<b>440</b>	<b>167</b>	<b>186</b>	<b>2027-75.1</b>	
<b>Opponents</b>	<b>27</b>	<b>5455</b>	<b>714-1630</b>	<b>.438</b>	<b>166-438</b>	<b>.379</b>	<b>419-588</b>	<b>.713</b>	<b>376-589</b>	<b>965-35.7</b>	<b>468</b>	<b>355</b>	<b>379</b>	<b>68</b>	<b>202</b>	<b>2013-74.6</b>	

### 1995-96

RECORD: 13-14		HOME: 9-6		AWAY: 2-7		NEUTRAL: 2-1											
Player	G-GS	Min.-Avg.	FGM-FGA	Pct.	3PM-3PA	Pct.	FTM-FTA	Pct.	Off-Def.	Tot.-Avg.	PF-DQ	AT	TO	BL	ST	Pts.-Avg.	
Collins	27-27	966-35.8	172-412	.417	69-199	.347	81-120	.675	47-74	121-4.5	75-1	86	68	9	62	494-18.3	
Jackson	24-15	630-26.3	90-180	.500	4-14	.286	43-68	.632	53-73	126-5.3	50-0	13	35	30	14	227-9.5	
Greer	27-25	815-30.2	91-203	.448	18-62	.290	53-83	.639	18-75	93-3.4	30-0	131	65	3	31	253-9.4	
Louis	23-17	637-27.7	84-198	.424	0-0	.000	47-75	.627	64-86	150-6.5	57-4	12	38	43	16	215-9.3	
Luchman	27-21	638-23.6	97-155	.626	0-0	.000	55-80	.688	75-97	172-6.4	102-10	21	42	26	35	249-9.2	
Brower	26-9	394-15.2	61-140	.436	27-71	.380	24-34	.706	15-29	44-1.7	33-1	31	28	0	15	173-6.7	
Curry	27-18	595-22.0	56-162	.346	24-71	.338	38-58	.655	40-50	90-3.3	59-4	35	27	4	32	174-6.4	
Shepherd	26-1	370-14.2	41-117	.350	27-75	.360	41-58	.707	20-24	44-1.7	29-0	49	28	0	19	150-5.8	
McClendon	9-0	112-12.4	9-28	.321	2-6	.333	7-15	.467	6-13	19-2.1	6-0	3	5	0	5	27-3.0	
Sparks	20-1	163-8.2	19-40	.475	3-7	.429	11-19	.579	11-26	37-1.9	37-1	7	18	3	3	52-2.6	
Wooden	13-1	86-6.6	7-11	.636	1-1	1.000	3-8	.375	9-13	22-1.7	22-1	7	7	4	4	18-1.4	
Mulligan	3-0	5-1.7	0-4	.000	0-0	.000	1-2	.500	1-0	1-0.3	0-0	1	0	0	0	1-0.3	
Nasworthy	1-0	0-0.0	0-0	.000	0-0	.000	0-0	.000	0-0	0-0.0	0-0	0	0	0	0	0-0.0	
<b>FSU</b>	<b>27</b>	<b>5411</b>	<b>727-1650</b>	<b>.441</b>	<b>175-506</b>	<b>.346</b>	<b>404-620</b>	<b>.652</b>	<b>359-560</b>	<b>1002-32.2</b>	<b>508</b>	<b>396</b>	<b>361</b>	<b>122</b>	<b>236</b>	<b>2033-75.3</b>	
<b>Opponents</b>	<b>27</b>	<b>5411</b>	<b>687-1554</b>	<b>.442</b>	<b>190-529</b>	<b>.359</b>	<b>409-604</b>	<b>.677</b>	<b>365-631</b>	<b>996-35.7</b>	<b>549</b>	<b>361</b>	<b>426</b>	<b>82</b>	<b>195</b>	<b>1973-73.1</b>	

### 1996-97

RECORD: 20-12		HOME: 13-3		AWAY: 5-7		NEUTRAL: 2-2											
Player	G-GS	Min.-Avg.	FGM-FGA	Pct.	3PM-3PA	Pct.	FTM-FTA	Pct.	Off-Def.	Tot.-Avg.	PF-DQ	AT	TO	BL	ST	Pts.-Avg.	
Collins	31-31	1081-34.9	182-397	.458	75-203	.369	75-112	.670	51-107	158-5.1	85-0	87	65	14	55	514-16.6	
Jackson	31-26	879-28.4	135-303	.446	7-18	.389	65-109	.596	80-114	194-6.3	79-1	18	52	46	23	342-11.0	
Louis	25-14	677-27.1	109-219	.498	0-0	.000	57-88	.648	66-104	170-6.8	71-2	9	42	30	18	275-11.0	
Thompson	32-29	960-30.0	103-257	.401	31-88	.352	43-67	.642	27-81	108-3.4	86-4	184	98	10	71	280-8.8	
Greer	32-20	870-27.2	91-213	.427	38-105	.362	49-80	.613	41-83	124-3.9	52-2	71	42	9	39	269-8.4	
Luchman	32-25	729-22.8	97-188	.516	0-0	.000	65-89	.730	77-115	192-6.0	99-5	15	24	19	27	259-8.1	
Brower	29-3	445-15.3	65-144	.451	28-84	.333	24-36	.667	10-26	36-1.2	42-0	27	35	1	13	182-6.3	
Hale	32-10	417-13.9	47-110	.427	9-38	.237	27-40	.675	26-43	69-2.3	35-0	14	25	10	9	130-4.3	
Deas	31-3	329-10.6	28-76	.368	6-20	.300	15-27	.556	7-36	43-1.4	38-1	66	48	1	24	77-2.5	
Sparks	5-0	33-6.60	6-11	.545	0-1	.000	0-2	.000	1-4	5-1.0	7-0	1	4	0	1	12-2.4	
Mulligan	9-0	27-3.0	3-9	.333	1-1	1.000	1-6	.167	0-3	3-0.3	7-0	0	4	2	0	8-0.9	
Polley	1-0	3-3.0	0-1	.000	0-0	.000	0-0	.000	0-0	0-0.0	0-0	0	0	0	0	0-0.0	
<b>FSU</b>	<b>32</b>	<b>6450</b>	<b>866-1928</b>	<b>.449</b>	<b>195-558</b>	<b>.349</b>	<b>421-656</b>	<b>.642</b>	<b>386-716</b>	<b>1206-37.7</b>	<b>601</b>	<b>492</b>	<b>439</b>	<b>142</b>	<b>280</b>	<b>2348-73.4</b>	
<b>Opponents</b>	<b>32</b>	<b>6450</b>	<b>758-1896</b>	<b>.400</b>	<b>172-</b>												



## YEAR-BY-YEAR STATS

### 1997-98

RECORD: 18-14		HOME: 9-5		AWAY: 6-6		NEUTRAL: 3-3														
Player	G-GS	Min.-Avg.	FGM-FGA	Pct.	3PM-3PA	Pct.	FTM-FTA	Pct.	Off-Def.	Tot.-Avg.	PF-DQ	AT	TO	BL	ST	Pts.-Avg.				
Jackson	31-28	867-28.0	153-314	.487	3-19	.158	85-118	.720	61-111	172-5.5	79-5	34	80	37	26	394-12.7				
Baker	31-28	873-28.2	120-240	.500	33-98	.337	99-124	.798	45-88	133-4.3	108-3	64	78	7	59	372-12.0				
Greer	32-32	988-30.9	127-321	.396	43-147	.293	57-76	.750	52-93	145-4.5	61-1	81	64	6	32	354-11.1				
Louis	32-31	882-27.6	134-241	.556	0-0	.000	74-132	.561	70-155	225-7.0	80-3	28	40	50	18	342-10.7				
Thompson	32-32	1072-33.5	104-283	.367	19-80	.238	55-76	.724	15-110	125-3.9	91-2	172	124	9	60	282-8.8				
Hale	32-4	569-17.8	70-147	.476	20-61	.328	27-44	.614	46-81	127-4.0	75-1	35	40	16	15	187-5.8				
Shabazz	32-4	517-16.2	61-110	.555	0-0	.000	42-90	.467	57-63	120-3.8	55-0	9	43	37	13	164-5.1				
Brower	6-0	50-8.3	7-15	.467	3-8	.375	3-4	.750	0-6	6-1.0	2-0	2	3	0	0	20-3.3				
Mulligan	16-1	107-6.7	13-25	.520	0-0	.000	11-17	.647	11-4	15-0.9	10-0	4	11	0	0	37-2.3				
Deas	21-0	158-7.5	15-40	.375	4-13	.308	9-12	.750	1-17	18-0.9	21-0	22	31	1	12	43-2.0				
Simmons	24-0	177-7.4	17-47	.362	0-3	.000	11-19	.579	17-14	31-1.3	31-0	2	10	2	1	45-1.9				
Thompson	17-0	82-4.8	8-27	.296	1-1	1.000	7-12	.583	5-10	15-0.9	12-0	1	5	0	1	24-1.1				
Chlebek	17-0	66-3.9	5-15	.333	3-8	.375	6-7	.857	1-6	7-0.4	4-0	6	9	0	0	19-0.5				
Sheffield	3-0	5-1.7	1-2	.500	0-0	.000	0-0	.000	0-0	0-0.0	0-0	0	0	0	0	2-0.7				
Pierre	5-0	6-1.2	1-1	1.000	0-0	.000	0-0	.000	0-3	3-0.6	2-0	1	1	0	0	2-0.4				
Thomas	2-0	6-3.0	0-2	.000	0-0	.000	0-0	.000	0-1	1-0.5	0-0	0	0	0	0	0-0.0				
FSU	32	6425	836-1830	.457	129-438	.295	486-731	.665	381-762	1240-38.8	631	461	543	165	237	2287-71.5				
Opponents	32	6425	766-1881	.401	179-569	.315	507-731	.694	406-674	1080-33.8	632	373	464	115	296	2218-69.3				

### 1998-99

RECORD: 13-17		HOME: 7-7		AWAY: 3-8		NEUTRAL: 3-2														
Player	G-GS	Min.-Avg.	FGM-FGA	Pct.	3PM-3PA	Pct.	FTM-FTA	Pct.	Off-Def.	Tot.-Avg.	PF-DQ	AT	TO	BL	ST	Pts.-Avg.				
Hale	30-30	914-30.5	167-351	.476	39-119	.328	108-135	.800	59-109	168-5.6	92-6	41	57	27	34	481-16.0				
Baker	30-27	953-31.8	151-345	.438	43-139	.309	90-122	.738	44-88	132-4.2	95-9	84	82	6	80	435-14.5				
Anderson	23-10	678-29.5	115-190	.605	2-10	.200	41-61	.672	47-70	117-5.1	63-3	22	29	8	32	273-11.9				
Crawford	30-4	854-28.5	108-288	.375	64-161	.398	38-66	.576	18-65	83-2.8	58-1	85	66	3	16	318-10.6				
Shabazz	5-5	155-31.0	14-36	.389	0-0	.000	18-38	.474	16-24	40-8.0	15-0	1	14	15	2	46-9.2				
Arrington	30-29	920-30.7	87-206	.422	16-61	.262	52-74	.703	10-75	85-2.8	67-2	181	129	2	64	242-8.1				
Simmons	30-20	739-24.6	71-150	.473	1-1	1.000	33-69	.478	56-63	119-4.0	82-5	13	29	10	15	176-5.9				
Thompson	25-0	147-5.9	16-40	.400	0-3	.000	9-16	.563	13-16	29-1.2	21-0	1	6	1	5	41-1.6				
Mathis	20-0	69-3.5	9-30	.300	8-18	.444	5-9	.556	3-7	10-0.5	16-0	4	4	0	0	31-1.6				
Mott	30-23	499-16.6	15-45	.333	0-0	.000	11-21	.524	39-43	82-2.7	76-3	6	27	11	14	41-1.4				
Dixon	21-0	95-4.5	9-21	.429	2-6	.333	1-3	.333	11-12	23-1.1	5-0	1	10	3	1	21-1.0				
Daniels	3-0	7-2.3	0-3	.000	0-0	.000	2-2	1.000	1-1	2-0.7	1-0	0	0	0	0	2-0.7				
Chlebek	17-0	45-2.6	3-10	.300	3-5	.600	0-3	.000	1-1	2-0.1	5-0	8	6	0	1	9-0.5				
Morris4-0	8-2-0	0-4	.000	0-1	.000	2-2	1.000	0-0	0-0-0	0-0	0	0	0	0	2-0.5					
Hull	3-0	3-1.0	0-2	.000	0-1	.000	0-0	.000	0-0	0-0.0	0-0	0	0	0	0	0-0.0				
Pierre	6-1	12-2.0	0-0	.000	0-0	.000	0-0	.000	0-1	1-0.2	2-0	0	3	0	0	0-0.0				
Skwara	2-0	2-1.0	0-0	.000	0-0	.000	0-0	.000	0-0	0-0.0	1-0	0	0	0	0	0-0.0				
Team										74-2.5	10									
FSU	30	6100	765-1721	.445	178-525	.339	410-621	.660	318-575	967-32.2	599-29	447	472	86	264	2118-70.6				
Opponents	30	6100	766-1663	.461	199-554	.359	469-705	.665	393-678	1071-35.7	566-31	429	523	121	241	2200-73.3				

### 1999-00

RECORD: 12-17		HOME: 8-6		AWAY: 3-9		NEUTRAL: 1-2														
Player	G-GS	Min.-Avg.	FGM-FGA	Pct.	3PM-3PA	Pct.	FTM-FTA	Pct.	Off-Def.	Tot.-Avg.	PF-DQ	AT	TO	BL	ST	Pts.-Avg.				
Hale	28-25	864-30.9	139-348	.399	43-121	.355	117-155	.755	38-96	134-4.8	58-1	33	68	24	22	438-15.6				
Anderson	27-21	821-30.4	152-299	.508	52-121	.430	54-81	.667	57-62	119-4.4	47-0	35	43	15	31	410-15.2				
Arrington	29-29	938-32.3	95-258	.368	29-76	.382	39-55	.709	11-112	123-4.2	47-1	182	123	3	44	258-8.9				
Simmons	28-27	685-24.5	83-176	.472	8-22	.364	36-49	.735	53-84	137-4.9	60-0	16	33	16	20	210-7.5				
Crawford	15-5	284-18.9	29-91	.319	13-48	.271	8-13	.615	3-18	21-1.4	17-0	13	25	1	3	79-5.3				
Dixon	29-9	534-18.4	40-99	.404	12-34	.353	45-59	.763	41-55	96-3.3	51-1	27	30	2	12	137-4.7				
Mathis	22-0	131-6.0	21-59	.356	9-36	.250	16-20	.800	8-13	21-1.0	17-0	7	15	1	3	67-3.0				
Tucker	29-0	310-10.7	23-62	.371	0-0	.000	16-37	.432	18-37	55-1.9	41-0	2	24	5	7	62-2.1				
Anderson	29-17	504-17.4	22-58	.379	0-0	.000	18-27	.667	31-68	99-3.4	29-1	7	11	43	2	62-2.1				
Mott	29-12	383-13.2	17-44	.386	0-0	.000	22-38	.579	37-51	88-3.0	62-1	8	21	7	6	56-1.9				
Dixon	28-0	178-6.4	20-47	.426	0-0	.000	10-24	.417	19-41	60-2.1	39-0	0	21	3	1	50-1.8				
Chlebek	26-0	163-6.3	14-48	.292	9-32	.281	5-6	.833	3-17	20-0.8	15-0	21	28	0	2	42-1.6				
Hull	2-0	3-1.5	1-2	.500	0-0	.000	0-0	.000	0-0	0-0.0	0-0	0	0	0	0	2-1.0				
Osborne	3-0	2-0.7	0-0	.000	0-0	.000	1-2	.500	0-1	1-3	0-0	1	0	0	0	1-3				
Team									101-3.5	18	7									
FSU	29	5800	656-1591	.412	175-490	.357	387-566	.684	319-655	1075-37.1	483	352	499	120	153	1874-64.6				
Opponents	29	5800	750-1758	.427	194-535	.363	342-536	.638	395-648	1043-36.0	509	404	341	128	238	2036-70.2				

### 2000-01

RECORD: 9-21		HOME: 5-11		AWAY: 3-7		NEUTRAL: 1-3														
Player	G-GS	Min.-Avg.	FGM-FGA	Pct.	3PM-3PA	Pct.	FTM-FTA	Pct.	Off-Def.	Tot.-Avg.	PF-DQ	AT	TO	BL	ST	Pts.-Avg.				
Arrington	30-30	981-32.7	117-270	.433	33-102	.324	77-106	.726	18-105	123-4.1	51-1	143	115	0	56	344-11.5				
Cummings	29-1	672-23.2	101-223	.453	3-14	.214	106-144	.736	36-61	97-3.3	55-1	51	49	5	22	311-10.7				
Crawford	30-29	781-26.0	107-279	.384	58-166	.349	39-56	.696	20-51	71-2.4	58-1	44	49	1	17	311-10.4				
Joiner	30-30	900-30.0	109-254	.429	14-48	.292	47-63	.746	63-116	179-6.0	75-2	43	44	26	32	279-9.3				
Dixon	30-30	852-28.4	91-198	.460	28-78	.359	50-75	.667	61-112	173-5.8	92-3	43	51	11	22	260-8.7				
Mathews	28-9	600-21.4	81-174	.466	0-0	.000	42-67	.627	29-58	87-3.1	95-7	4	21	44	12	204-7.3				
Dixon	29-21	426-14.7	76-157	.484	0-0	.000	43-94	.457	67-77	144-5.0	83-2	2	50	0	7	195-6.7				
Wilson	30-0	390-13.0	39-116	.336	10-46	.217	42-52	.808	22-30	52-1.7	33-0	5	25	1	9	130-4.3				
Anderson	30-0	266-8.9	14-37	.378	0-0	.000	4-11	.364	16-21	37-1.2	34-1	2	11	12	2	32-1.1				
Haywood	9-0	43-4.8	2-5	.400	0-0	.000	1-2	.500	0-5	5-0.6	4-0	5	4	2	2	5-0.6				
Lowery	2-0	208-7.7	5-23	.217	2-9	.222	2-3	.667	6-15	21-0.8	18-0	37	22	0	4	14-0.5				
Murray	5-0	5-1.0	0-1	.000	0-0	.000	0-2	.000	1-1	2-0.4	1-0	0	1	1	0	0-0.0				
Moran	2-0	1-0.5	0-2	.000	0-1	.000	0-0	.000	0-0	0-0.0	0-0	0	0	0	0	0-0.0				
Team				</																

## YEAR-BY-YEAR STATS

### 2001-02

RECORD: 12-17		HOME: 10-6		AWAY: 1-10		NEUTRAL: 1-1													
Player	G-GS	Min.-Avg.	FGM-FGA	Pct.	3PM-3PA	Pct.	FTM-FTA	Pct.	Off-Def.	Tot-Avg.	PF-DQ	AT	TO	BL	ST	Pts.-Avg.			
Cummings	28-28	832-29.7	159-301	.528	13-36	.361	103-135	.763	46-60	106-3.8	63-0	48	51	6	27	434-15.5			
Arrington	29-29	973-33.6	114-280	.407	42-114	.368	59-80	.738	24-88	112-3.9	52-3	182	110	1	61	329-11.3			
Dixon	29-29	767-26.4	95-215	.442	41-125	.328	29-42	.690	46-77	123-3.2	69-1	24	38	3	26	260-9.0			
Dixon	28-22	492-17.6	89-180	.494	0-0	.000	50-101	.495	94-86	180-6.4	73-2	5	65	4	8	228-8.1			
Joiner	28-23	728-12.6	81-203	.399	31-77	.403	24-35	.686	57-74	131-4.7	58-1	39	56	5	25	217-7.8			
Richardson	28-0	494-11.5	70-211	.332	24-81	.296	38-59	.644	30-71	101-3.6	33-0	27	34	15	21	202-7.2			
Harvey	28-3	352-12.5	46-84	.548	0-0	.000	26-49	.531	37-49	86-3.1	47-0	4	19	26	11	118-4.2			
Bracy	22-1	254-11.3	32-95	.337	14-51	.275	11-16	.688	8-14	22-1.0	24-0	16	25	0	5	89-4.0			
Mathews	29-5	362-1.7	41-84	.488	0-0	.000	24-45	.533	19-48	67-2.3	66-1	4	23	34	6	106-3.7			
Waleskowski	29-3	327-10.6	29-94	.309	2-11	.182	25-31	.806	31-39	70-2.4	35-0	10	25	7	17	85-2.9			
McPherson	3-0	5-1.7	1-2	.500	1-1	1.000	2-2	1.000	0-0	0-0.0	1-0	0	0	0	1	5-1.7			
Lowery	5-0	53-10.6	1-6	.167	1-5	.200	0-0	.000	0-4	4-0.8	4-0	8	6	0	3	3-0.6			
Anderson	11-1	21-1.9	1-3	.333	0-0	.000	1-2	.500	2-5	7-0.6	0-0	0	1	0	0	3-0.3			
Haywood	25-0	136-5.4	0-3	.000	0-0	.000	3-5	.600	0-10	10-0.4	19-0	13	15	0	10	3-0.1			
Krieg	8-1	15-1.9	0-1	.000	0-0	.000	0-0	.000	1-4	5-0.6	1-0	1	3	1	0	0-0.0			
Wilson	1-0	7-7.0	0-2	.000	0-1	.000	0-0	.000	0-1	1-1.0	0-0	1	1	0	0	0-0.0			
Moran	4-0	7-1.8	0-1	.000	0-1	.000	0-0	.000	0-0	0-0.0	0-0	0	0	0	1	0-0.0			
Team									55-46	101-3.5	1-0	4							
FSU	29	5,825	759-1,765	.430	169-503	.336	395-602	.656	450-676	1,126-38.8	537-8	382	476	102	222	2,082-71.8			
Opponents	29	5,825	753-1,709	.441	223-612	.364	417-589	.708	361-655	1,016-35.0	573	429	426	122	247	2,146-74.0			

### 2002-03

RECORD: 14-15		HOME: 11-5		AWAY: 1-8		NEUTRAL: 2-2													
Player	G-GS	Min.-Avg.	FGM-FGA	Pct.	3PM-3PA	Pct.	FTM-FTA	Pct.	Off-Def.	Tot-Avg.	PF-DQ	AT	TO	BL	ST	Pts.-Avg.			
Pickett	29-29	959-33.1	167-437	.382	84-259	.324	77-89	.865	31-134	165-5.7	86-4	61	62	10	82	495-17.1			
Richardson	29-24	841-29.0	134-285	.470	11-37	.297	82-104	.788	59-94	153-5.3	67-1	44	58	33	34	361-12.4			
Joiner	29-22	773-26.7	99-204	.485	25-65	.385	23-50	.460	35-84	119-4.1	75-3	54	64	11	40	256-8.5			
Harvey	29-26	533-18.4	95-161	.590	0-0	.000	53-92	.576	59-88	147-5.1	69-0	13	35	34	33	243-8.4			
Wilson	5-5	136-27.2	13-44	.295	4-24	.167	9-12	.750	6-12	18-3.6	5-0	6	7	2	3	39-7.8			
Galloway	29-1	690-23.8	67-158	.424	23-58	.397	43-67	.642	7-54	61-2.1	71-3	97	70	2	26	200-6.9			
Johnson	29-29	894-30.8	42-132	.318	30-84	.357	24-35	.686	82-107	81-2.8	45-0	84	48	0	26	138-4.8			
Waleskowski	29-9	495-17.1	53-128	.414	4-14	.286	10-13	.769	37-50	87-3.0	56-1	28	41	12	12	120-4.1			
Mathews	29-0	279-9.6	30-60	.500	0-0	.000	19-30	.633	11-23	34-1.2	47-0	6	24	2	4	79-2.7			
Callier	19-0	111-5.8	11-35	.314	5-12	.417	6-12	.600	8-18	26-1.4	15-0	3	13	2	5	33-1.7			
Haywood	14-0	39-2.8	6-7	.857	0-0	.000	3-13	.231	2-2	4-0.3	5-0	4	3	0	2	15-1.1			
Moran	9-0	23-2.6	0-6	.000	0-4	.000	3-4	.750	1-1	2-0.2	5-0	3	1	2	3	3-0.3			
Wightman	8-0	11-1.4	1-4	.250	0-2	.000	0-0	.000	1-1	2-0.3	2-0	1	2	0	2	2-0.3			
Gordon	1-0	1-1.0	0-0	.000	0-0	.000	0-0	.000	0-0	0-0.0	0-0	0	0	0	0	0-0.0			
Fells	8-0	15-1.9	0-1	.000	0-0	.000	0-5	.000	2-1	2-0.4	1-0	0	1	0	1	0-0.0			
Team									39-63	102-3.5	1-0	3							
FSU	29	5,800	718-1662	.432	186-559	.333	352-524	.672	308-696	1004-34.6	550-12	404	432	130	273	1974-68.1			
Opponents	29	5,800	650-1662	.391	209-618	.338	421-571	.737	364-705	1069-36.9	531	388	473	93	200	1930-66.6			

### 2003-04

RECORD: 19-14		HOME: 15-3		AWAY: 3-10		NEUTRAL: 1-1													
Player	G-GS	Min.-Avg.	FGM-FGA	Pct.	3PM-3PA	Pct.	FTM-FTA	Pct.	Off-Def.	Tot-Avg.	PF-DQ	AT	TO	BL	ST	Pts.-Avg.			
Pickett	33-33	980-29.7	185-427	.433	110-270	.407	63-83	.759	33-116	149-4.5	83-2	69	79	11	82	543-16.5			
Johnson	33-16	687-20.8	103-187	.551	0-1	.000	106-157	.675	40-98	138-4.2	91-4	27	87	20	27	312-9.5			
Wafer	43-0	560-17.5	90-244	.369	43-132	.326	30-50	.600	17-43	60-1.9	50-1	36	36	5	24	253-7.3			
Richardson	33-16	590-17.9	81-187	.433	14-46	.304	66-81	.815	41-78	119-3.6	36-0	32	36	20	26	242-7.3			
Waleskowski	33-3	712-21.6	83-177	.469	21-52	.404	37-52	.712	71-107	178-5.4	76-0	38	70	22	30	224-6.8			
Joiner	33-30	738-22.4	79-164	.482	22-65	.338	23-34	.676	54-67	121-3.7	67-2	49	47	15	26	203-6.2			
Johnson	33-33	898-27.2	61-139	.439	42-100	.420	11-20	.550	10-66	76-2.3	40-0	125	39	3	34	175-5.3			
Wilson	43-17	478-14.9	41-105	.390	28-71	.394	20-28	.714	26-38	64-2.0	53-1	27	24	2	6	130-4.1			
Galloway	33-0	483-14.6	31-90	.344	10-39	.256	35-51	.686	8-39	47-1.4	51-0	74	43	1	20	107-3.2			
Thornton	30-0	238-7.9	30-58	.517	3-7	.429	21-42	.500	17-37	54-1.8	41-0	6	15	7	7	84-2.9			
Mathews	29-17	258-8.9	23-62	.371	0-0	.000	13-21	.619	17-36	53-1.8	27-0	7	32	18	5	59-2.0			
Callier	11-0	53-4.8	5-13	.385	1-1	1.000	4-6	.667	2-10	12-1.1	10-0	1	5	0	3	15-1.4			
Gordon	8-0	15-1.9	3-5	.600	2-3	.667	0-0	.000	1-1	2-0.3	2-0	1	2	0	0	8-1.0			
Penny	6-0	10-1.7	0-2	.000	0-1	.000	4-6	.667	0-2	2-0.3	0-0	1	1	0	1	4-0.7			
FSU	33	6700	815-1860	.438	296-788	.376	433-631	.686	387-805	1192-36.1	627-10	493	519	124	291	2359-71.5			
Opponents	33	6700	739-1844	.401	245-762	.322	425-645	.659	401-752	1152-34.9	611-00	408	538	95	231	2148-65.1			

### 2004-05

RECORD: 12-19		HOME: 9-7		AWAY: 3-8		NEUTRAL: 0-4													
Player	G-GS	Min.-Avg.	FG-FGA	Pct.	3PM-3PA	Pct.	FT-FTA	Pct.	Off-Def	Tot-Avg.	PF-DQ	A	TO	BL	ST	Pts.-Avg.			
Wafer, V.	29-22	758-26.1	124-284	.437	65-164	.396	49-68	.721	5-68	73-2.5	33-0	48	49	8	30	362-12.5			
Thornton	29-4	522-18.0	101-186	.543	4-14	.286	57-106	.538	48-80	128-4.4	69-3	20	40	18	14	263-9.1			
Waleskowski	31-8	672-21.7	90-183	.492	21-50	.420	58-78	.744	42-94	136-4.4	76-3	25	61	14	19	259-8.1			
Johnson	30-29	525-17.5	76-167	.455	3-9	.333	50-87	.575	45-83	128-4.3	84-2	16	69	16	23	205-6.8			
Richardson	29-8	452-15.6	67-132	.508	14-43	.326	37-45	.822	30-72	102-3.5	27-0	21	28	16	14	185-6.4			
Galloway	31-31	804-25.9	65-151	.430	29-81	.358	31-47	.660	5-58	63-2.0	65-1	92	73	2	35	190-6.1			
Ric	30-11	584-19.5	64-156	.410	6-27	.222	29-41	.707	22-39	61-2.0	57-1	46	35	7	22	161-5.2			
Swann	31-0	513-16.5	58-139	.417	17-51	.333	28-37	.757	11-49	60-1.9	68-1	62	80	3	24	161-5.2			
Romero	31-14	441-14.2	40-83	.482	6-17	.353	31-55	.564	26-42	71-2.3	41-1	12	26	8	10	117-3.8			
Wilson	31-28	652-21.0	34-96	.354	27-76	.355	14-19	.737	29-42	71-2.3	57-2	27	15	1	6	109-3.5			
Griffin	9-0	50-5.6	11-22	.500	3-5	.600	3-9	.333	2-5	7-0.8	5-0	3	2	4	1	28-3.1			
Mims	29-0	268-9.2	24-69	.348	5-20	.250	29-34	.853	10-26	36-1.2	18-0	20	14	3	18	82-2.8			
Engstrom	5-0	9-1.8	2-3	.667	0-0	.000	0-0	.000	0-0	0-0.0	0-0	2	0	0	0	4-0.8			
Team									34-51	85-2.7	1	4							
FSU	31	6250	756-1671	.452	200-557	.359	416-626	.665	309-719	1028-33.2	601-14	394	496	100	216	2128-68.6			
Opponents	31	6250	746-1736	.430	229-677	.338	449-667	.673	368-702										



## YEAR-BY-YEAR STATS

### 2005-06

RECORD: 20-10		HOME: 14-3		AWAY: 4-6		NEUTRAL: 2-1														
Player	G-GS	Min.-Avg.	FGM-FGA	Pct.	3PM-3PA	Pct.	FTM-FTA	Pct.	Off-Def.	Tot.-Avg.	PF-DQ	AT	TO	BL	ST	Pts.-Avg.				
Thornton	30-30	871-29.0	171-330	.518	20-42	.476	122-164	.744	87-121	208-6.9	75-2	37	73	9	29	484-16.1				
Johnson	29-28	723-24.9	127-235	.540	9-29	.310	120-170	.706	74-142	216-7.4	93-5	21	82	30	31	383-13.2				
Rich	30-29	808-26.9	125-267	.468	8-45	.178	42-57	.737	26-67	93-3.1	70-1	49	50	10	36	300-10.0				
Swann	30-29	673-22.4	92-208	.442	33-100	.330	34-52	.654	13-49	62-2.1	63-1	87	62	4	47	251-8.4				
Galloway	30-30	844-28.1	73-167	.437	30-78	.385	49-80	.613	10-55	65-2.2	61-1	93	66	1	48	225-7.5				
Wilson	30-2	589-19.6	61-118	.517	41-82	.500	26-34	.765	19-35	54-1.8	32-1	23	25	1	10	189-6.3				
Romero	30-2	475-15.8	39-64	.609	8-16	.500	31-45	.689	18-61	79-2.6	51-1	15	24	7	10	117-3.9				
Mims	30-0	373-12.4	27-80	.338	7-23	.304	52-66	.788	17-29	46-1.5	25-0	52	37	2	16	113-3.8				
Allen	30-0	358-11.9	38-96	.396	17-43	.395	5-10	.500	12-30	42-1.4	34-0	18	21	0	10	98-3.3				
Breedren	22-0	150-6.8	22-47	.468	7-20	.350	11-17	.647	9-17	26-1.2	24-0	9	15	5	10	62-2.8				
Echefu	29-0	214-7.4	26-58	.448	4-11	.364	12-22	.545	14-27	41-1.4	34-1	5	24	3	14	68-2.3				
Hoff	4-0	12-3.0	2-5	.400	0-0	.000	2-2	1.000	1-1	2-0.5	2-0	0	0	0	1	6-1.5				
Zitani	4-0	10-2.5	3-6	.500	0-1	.000	0-0	.000	1-0	1-0.3	0-0	0	1	0	0	6-1.5				
<b>FSU</b>	<b>30</b>	<b>6,100</b>	<b>806-1681</b>	<b>.479</b>	<b>184-490</b>	<b>.376</b>	<b>506-719</b>	<b>.704</b>	<b>338-681</b>	<b>1019-34.0</b>	<b>564-13</b>	<b>409</b>	<b>782</b>	<b>72</b>	<b>262</b>	<b>2302-76.7</b>				
<b>Opponents</b>	<b>30</b>	<b>6,102</b>	<b>718-1666</b>	<b>.431</b>	<b>225-633</b>	<b>.355</b>	<b>416-576</b>	<b>.722</b>	<b>335-631</b>	<b>966-32.2</b>	<b>625-</b>	<b>384</b>	<b>545</b>	<b>83</b>	<b>204</b>	<b>2077-69.2</b>				

### 2006-07

RECORD: 22-13		HOME: 16-3		AWAY: 4-9		NEUTRAL: 2-1														
Player	G-GS	Min.-Avg.	FGM-FGA	Pct.	3PM-3PA	Pct.	FTM-FTA	Pct.	Off-Def.	Tot.-Avg.	PF-DQ	AT	TO	BL	ST	Pts.-Avg.				
Thornton	35-35	1,092-31.2	244-460	.530	36-81	.444	166-210	.790	106-145	251-7.2	95-4	24	87	40	53	690-19.7				
Douglas	30-28	865-28.8	143-301	.475	31-78	.397	63-80	.788	82-2.7	53-0	87	73	8	35	380-12.7					
Rich	35-34	1,047-29.9	138-263	.525	14-36	.389	70-87	.805	40-81	121-3.5	82-3	60	70	7	36	360-10.3				
Swann	35-34	978-27.9	126-273	.462	68-166	.410	39-49	.796	24-81	105-3.0	88-3	110	72	6	43	359-10.3				
Echefu	35-35	734-21.0	80-183	.437	25-76	.329	58-75	.773	41-110	151-4.3	96-1	20	50	20	29	243-6.9				
Allen	35-2	670-19.1	63-154	.409	28-82	.341	18-26	.692	20-49	69-2.0	50-0	38	35	8	25	172-4.9				
Mims	35-7	680-19.4	52-125	.416	25-66	.379	42-56	.750	19-55	74-2.1	36-0	74	59	7	35	171-4.9				
Breedren	34-0	295-8.7	35-76	.461	9-29	.310	20-26	.769	12-22	34-1.0	51-2	8	21	4	9	99-2.9				
Reid	35-0	563-16.1	41-73	.562	0-0	.000	19-41	.463	46-67	113-3.2	62-0	8	38	16	9	101-2.9				
Hoff	11-0	23-2.1	6-14	.429	1-5	.200	0-0	.000	1-3	4-0.4	2-0	1	1	0	0	13-1.2				
Zitani	12-0	24-2.0	4-14	.286	0-1	.000	2-3	.667	4-2	6-0.5	6-0	0	2	0	0	10-0.8				
Soto	13-0	54-4.2	4-11	.364	0-4	.000	1-4	.250	2-8	10-0.8	4-0	3	2	0	2	9-0.7				
<b>FSU</b>	<b>35</b>	<b>7025</b>	<b>936-1947</b>	<b>.481</b>	<b>237-624</b>	<b>.380</b>	<b>498-657</b>	<b>.758</b>	<b>375-729</b>	<b>1104-31.5</b>	<b>627-13</b>	<b>433</b>	<b>513</b>	<b>116</b>	<b>276</b>	<b>2607-74.5</b>				
<b>Opponents</b>	<b>35</b>	<b>7025</b>	<b>873-1934</b>	<b>.451</b>	<b>216-647</b>	<b>.334</b>	<b>452-643</b>	<b>.703</b>	<b>412-696</b>	<b>1108-31.7</b>	<b>659-16</b>	<b>450</b>	<b>564</b>	<b>115</b>	<b>222</b>	<b>2414-69.0</b>				

### 2007-08

RECORD: 19-15		HOME: 13-5		AWAY: 4-6		NEUTRAL: 2-4														
Player	G-GS	Min.-Avg.	FGM-FGA	Pct.	3PM-3PA	Pct.	FTM-FTA	Pct.	Off-Def.	Tot.-Avg.	PF-DQ	AT	TO	BL	ST	Pts.-Avg.				
Douglas	34-32	1,205-35.4	178-414	.430	62-174	.356	106-131	.809	25-38	108-3.2	90-2	98	95	11	90	524-15.4				
Rich	34-32	1,155-34.0	183-410	.466	31-89	.348	95-123	.772	39-109	148-4.4	97-3	69	96	9	39	492-14.5				
Swann	24-21	745-31.0	93-215	.433	54-139	.388	42-50	.840	12-63	75-3.1	56-1	69	55	5	25	282-11.8				
Mims	34-18	1046-30.8	119-293	.406	52-145	.359	103-128	.805	29-118	147-4.3	49-0	59	60	12	57	393-11.6				
Echefu	34-33	991-29.1	110-239	.460	15-60	.250	105-129	.814	73-175	248-7.3	106-4	18	73	33	26	340-10.0				
Reid	25-21	603-24.1	51-96	.531	1-1	1.000	38-56	.679	57-67	124-5.0	65-2	16	45	16	18	141-5.6				
Breedren	10-0	145-14.5	19-48	.396	2-9	.222	7-8	.875	6-18	24-2.4	17-0	7	12	5	6	47-4.7				
Alabi	9-1	93-10.3	15-31	.484	0-0	.000	5-9	.556	8-12	20-2.2	18-0	0	11	11	1	35-3.9				
Vaughn	31-7	412-13.3	35-68	.515	0-2	.000	22-32	.688	36-36	72-2.3	67-1	11	32	21	5	92-3.0				
DelMercy	31-0	299-9.6	19-38	.500	3-10	.300	2-10	.200	17-28	45-1.5	32-0	16	24	5	15	43-1.4				
Zitani	26-5	193-7.4	14-30	.467	7-18	.389	1-2	.500	13-16	29-1.1	35-0	7	7	2	5	36-1.4				
Hoff	17-0	50-2.9	6-15	.400	5-12	.417	3-6	.500	8-2	10-0.6	4-0	2	2	0	2	20-1.2				
Bolton	4-0	5-1.3	1-4	.250	1-3	.333	0-0	.000	1-2	3-0.8	0-0	0	1	0	0	3-0.8				
O'Donnell	8-0	8-1.0	1-4	.250	1-3	.333	0-0	.000	0-0	0-0.0	5-0	3	3	0	1	3-0.4				
<b>FSU</b>	<b>34</b>	<b>6950</b>	<b>844-1905</b>	<b>.443</b>	<b>234-665</b>	<b>.352</b>	<b>529-684</b>	<b>.773</b>	<b>373-778</b>	<b>1151-33.9</b>	<b>641-13</b>	<b>375</b>	<b>519</b>	<b>130</b>	<b>290</b>	<b>2451-72.1</b>				
<b>Opponents</b>	<b>34</b>	<b>6950</b>	<b>829-1913</b>	<b>.433</b>	<b>230-664</b>	<b>.346</b>	<b>458-661</b>	<b>.693</b>	<b>397-740</b>	<b>1137-33.4</b>	<b>657--</b>	<b>435</b>	<b>536</b>	<b>111</b>	<b>205</b>	<b>2346-69.0</b>				

### 2008-09

RECORD: 25-10		HOME: 13-3		AWAY: 7-5		NEUTRAL: 5-3														
Player	G-GS	Min.-Avg.	FGM-FGA	Pct.	3PM-3PA	Pct.	FTM-FTA	Pct.	Off-Def.	Tot.-Avg.	PF-DQ	AT	TO	BL	ST	Pts.-Avg.				
Douglas	35-35	1,279-36.5	239-536	.446	85-221	.385	188-232	.810	28-109	137-3.9	76-2	102	87	15	63	751-21.5				
Alabi	35-35	779-22.3	122-226	.540	0-1	.000	51-75	.680	75-122	197-5.6	65-1	12	56	73	18	295-8.4				
Echefu	33-19	738-22.4	78-192	.406	22-66	.333	89-105	.848	52-121	173-5.2	76-1	18	54	12	15	267-8.1				
Singleton	35-34	942-26.9	95-232	.409	34-102	.333	58-95	.611	65-107	172-4.9	105-7	37	70	47	54	282-8.1				
Kitchen	26-17	668-25.7	76-166	.458	15-41	.366	38-55	.691	23-96	119-4.6	35-0	65	55	0	30	205-7.9				
Reid	35-16	669-19.1	62-141	.440	0-0	.000	48-76	.632	52-78	130-3.7	71-2	26	72	23	23	172-4.9				
Dulkys	31-0	413-13.3	37-123	.301	28-98	.286	10-12	.833	8-20	28-0.9	44-0	24	24	6	18	112-3.6				
Loucks	35-2	593-16.9	37-96	.385	16-49	.327	18-27	.667	8-39	47-1.3	76-3	73	55	2	31	108-3.1				
DelMercy	35-16	688-19.7	39-104	.375	11-43	.256	18-31	.581	21-69	90-2.6	71-1	60	56	12	27	107-3.1				
Gibson	32-0	205-6.4	28-53	.528	0-1	.000	17-28	.607	11-33	44-1.4	27-1	4	13	11	5	73-2.3				
Hoff	14-1	47-3.4	5-11	.455	4-8	.500	0-0	.000	2-4	6-0.4	4-0	1	1	1	0	14-1.0				
Jordan	6-0	28-4.7	2-5	.400	1-1	1.000	1-3</													

## YEAR-BY-YEAR STATS

### 2009-10

RECORD: 22-10		HOME: 13-3		AWAY: 6-5		NEUTRAL: 3-2														
Player	G-GS	Min-Avg.	FG-FGA	Pct.	3PM-3PA	Pct.	FT-FTA	Pct.	Off-Def	Tot-Avg.	PF-DQ	AT	TO	BL	ST	Pts.-Avg				
Alabi	32-32	820-25.6	133-249	.534	0-0	.000	108-136	.794	79-119	198-6.2	75	16	61	75	20	374-11.7				
Singleton	32-32	1,005-31.4	117-284	.412	35-118	.297	57-115	.496	66-157	223-7.0	95	70	96	48	71	326-10.2				
Snaer	32-10	755-23.6	101-230	.439	23-66	.348	57-87	.655	23-62	85-2.7	59	42	80	6	17	282-8.8				
Dulkys	32-22	705-22.0	94-227	.414	71-179	.397	20-29	.690	26-49	75-2.3	79	34	33	9	32	279-8.7				
Kitchen	31-31	886-28.6	87-204	.426	20-67	.299	58-82	.707	34-118	152-4.9	42	122	69	7	47	252-8.1				
Reid	31-29	704-22.7	82-167	.491	0-0	.000	46-77	.597	58-65	123-4.0	46	35	51	16	18	210-6.8				
Gibson	32-3	411-12.8	71-128	.555	6-15	.400	28-52	.538	39-52	91-2.8	60	11	41	26	12	176-5.5				
Loucks	32-1	632-19.8	47-123	.382	24-79	.304	23-39	.590	8-71	79-2.5	62	90	51	2	26	141-4.4				
DeMercy	21-0	298-14.2	26-62	.419	3-14	.214	23-28	.821	15-30	45-1.2	19	14	26	6	18	78-3.7				
Shannon	18-0	92-5.2	13-24	.542	0-0	.000	5-12	.417	6-13	19-1.1	21	2	9	5	4	31-1.7				
Moreau	9-0	13-1.4	2-6	.333	2-6	.333	6-6	1.000	1-0	1-0.1	0	0	0	0	0	12-1.3				
Jordan	17-0	93-5.5	10-25	.400	2-10	.200	0-0	.000	2-12	14-0.8	17	10	0	0	2	22-1.3				
Rutledge	4-0	5-1.3	0-2	.000	0-1	.000	0-0	.000	0-1	1-0.3	0	0	1	0	0	0-0.0				
Yawn	4-0	5-1.3	0-2	.000	0-1	.000	0-6	.000	0-1	1-0.3	0	0	0	0	0	0-0.0				
Team									49-55	104	1									
FSU	32	6425	781-7333	.452	185-566	.335	436-669	.644	406-805	1211-37.8	575-8	446	528	200	267	2183-68.2				
Opponents	32	6425	660-1752	.377	203-619	.328	409-609	.672	385-659	1044-32.6	595-15	312	513	78	254	1932-60.4				

### 2010-11

RECORD: 23-11		HOME: 12-3		AWAY: 8-5		NEUTRAL: 3-3														
Player	G-GS	Min-Avg.	FG-FGA	Pct.	3PM-3PA	Pct.	FT-FTA	Pct.	Off-Def	Tot-Avg.	PF-DQ	AT	TO	BL	ST	Pts.-Avg				
Singleton	28-25	814-29.1	124-186	.434	35-95	.368	84-126	.667	58-133	191-6.8	90-1	33	61	41	55	367-13.1				
Kitchen	34-34	1041-30.6	125-253	.494	27-76	.355	77-102	.755	51-145	196-5.8	45-0	121	68	3	56	354-10.4				
Snaer	34-33	972-28.6	106-265	.400	43-117	.368	45-58	.776	16-76	92-2.7	74-2	76	84	8	30	300-8.8				
James	34-22	719-21.1	117-178	.657	0-0	.000	59-117	.504	74-127	201-5.9	56-1	8	50	82	29	293-8.6				
Dulkys	33-24	829-25.1	86-235	.366	55-165	.333	13-25	.520	25-69	94-2.8	58-3	40	46	15	42	240-7.3				
White	34-13	560-16.5	71-160	.444	9-34	.265	72-87	.828	49-58	107-3.1	76-3	16	44	15	23	223-6.6				
Miller	23-0	332-14.4	45-120	.375	24-67	.358	13-14	.929	9-27	36-1.6	25-0	19	28	0	11	127-5.5				
Shannon	27-5	348-12.9	46-115	.400	0-0	.000	36-66	.545	33-41	74-2.7	51-0	9	33	8	10	128-4.7				
Gibson	25-13	349-14.0	46-111	.414	1-13	.077	24-35	.686	33-59	92-3.7	40-2	11	33	19	3	117-4.7				
Kreft	25-0	244-9.8	28-59	.475	0-0	.000	23-45	.511	17-41	58-2.3	52-1	7	27	10	4	79-3.2				
Loucks	34-1	503-14.8	27-79	.342	16-50	.320	29-40	.725	6-54	60-1.8	68-1	76	54	2	20	99-2.9				
Rutledge	4-0	7-1.8	2-6	.333	1-2	.500	0-0	.000	1-1	2-0.5	1-0	0	0	0	0	5-1.3				
Portuondo	5-0	7-1.4	1-6	.167	0-4	.000	1-2	.500	1-1	2-0.4	3-0	0	0	0	0	3-0.6				
Jordan	16-0	81-5.1	3-23	.130	1-10	.100	2-2	1.000	4-7	11-0.7	8-0	6	7	0	3	9-0.6				
Moreau	6-0	8-1.3	0-1	.000	0-0	.000	2-2	1.000	0-1	1-0.2	3-0	0	1	0	1	2-0.3				
Yawn	7-0	11-1.6	0-6	.000	0-1	.000	2-4	.500	1-1	2-0.3	1-0	1	0	0	1	2-0.3				
FSU	34	6825	827-1903	.435	212-364	.334	482-725	.665	422-910	1332-39.2	651-14	423	541	203	288	2348-69.1				
Opponents	34	6824	696-1918	.363	233-761	.306	484-696	.695	403-764	1167-34.3	675-	383	517	109	251	2109-62.0				

### 2011-12

RECORD: 25-10		HOME: 15-2		AWAY: 5-5		NEUTRAL: 5-3														
Player	G-GS	Min-Avg.	FG-FGA	Pct.	3PM-3PA	Pct.	FT-FTA	Pct.	Off-Def	Tot-Avg.	PF-DQ	AT	TO	BL	ST	Pts.-Avg				
Snaer	35-34	1,065-30.4	167-383	.436	67-166	.404	88-104	.846	33-99	132-3.8	69-1	68	72	13	39	489-14.0				
James	35-35	979-28.0	157-259	.606	0-0	.000	64-116	.552	107-176	283-8.1	68	16	73	82	26	378-10.8				
Miller	24-0	565-23.5	83-209	.397	34-96	.354	48-62	.774	11-36	47-2.0	47-2	30	30	2	31	248-10.3				
Shannon	7-0	122-17.4	19-35	.543	0-0	.000	20-33	.606	11-20	31-4.4	11	5	9	4	5	58-8.3				
White	35-12	790-22.6	91-191	.476	11-33	.333	76-101	.752	56-97	153-4.4	111-6	18	51	14	20	269-7.7				
Loucks	35-35	945-27.0	82-206	.398	32-93	.344	51-72	.708	16-100	116-3.3	69	152	89	12	42	247-7.1				
Dulkys	35-23	857-24.5	82-194	.423	49-130	.377	32-40	.800	21-69	90-2.6	71-2	43	57	18	46	245-7.0				
Gibson	35-35	646-18.5	92-193	.477	5-19	.263	50-74	.676	55-95	150-4.3	94-2	14	69	44	19	239-6.8				
Peterson	34-1	535-15.7	42-99	.424	6-27	.222	17-31	.548	5-48	53-1.6	47	61	61	1	21	107-3.1				
Kreft	35-0	361-10.3	39-84	.464	0-0	.000	20-27	.741	31-50	81-2.3	47	8	39	22	10	98-2.8				
Whisnant	25-0	192-7.7	19-55	.345	11-40	.275	4-6	.667	10-15	25-1.0	12	12	6	0	6	53-2.1				
Portuondo	5-0	5-1.0	1-1	1.000	1-1	1.000	2-2	1.000	0-0	0-0.0	2	0	4	0	0	5-1.0				
Space	10-0	30-3.0	3-11	.273	0-3	.000	1-1	1.000	2-5	7-0.7	5	0	1	1	0	7-0.7				
Moreau	8-0	8-1.0	0-3	.000	0-3	.000	0-0	.000	0-1	1-0.1	0	0	1	0	0	0-0.0				
Team									46-58	104	3									
FSU	35	7100	877-1923	.456	216-611	.354	473-669	.707	404-869	1273-36.4	653-13	427	565	213	265	2443-69.8				
Opponents	35	7100	749-1965	.381	221-715	.309	482-674	.715	430-738	1168-33.4	643	370	531	114	269	2201-62.9				

### 2012-13

RECORD: 18-16		HOME: 10-8		AWAY: 4-7		NEUTRAL: 4-1														
Player	G-GS	Min-Avg.	FG-FGA	Pct.	3PM-3PA	Pct.	FT-FTA	Pct.	Off-Def	Tot-Avg.	PF-DQ	AT	TO	BL	ST	Pts.-Avg				
Snaer	33-33	1,079-32.7	155-365	.425	63-164	.384	116-142	.817	22-125	147-4.5	81-1	82	91	15	33	489-14.8				
White	34-34	983-28.9	138-270	.511	25-80	.313	119-146	.815	74-127	201-5.9	103-5	27	54	38	33	420-12.4				
Shannon	20-0	419-21.0	60-130	.462	0-0	.000	37-57	.649	42-70	112-5.6	56-2	16	45	12	23	157-7.9				
Bookert	34-11	730-21.5	67-137	.489	32-61	.525	54-66	.818	9-53	62-1.8	48-0	80	57	5	19	220-6.5				
Thomas	34-12	632-18.6	73-179	.408	9-41	.220	49-70	.700	23-57	80-2.4	34-0	38	48	10	22	204-6.0				
Turpin	34-25	537-15.8	70-137	.511	0-2	.000	44-63	.698	42-59	101-3.0	79-1	10	30	43	14	184-5.4				
Miller	28-5	526-18.8	50-153	.327	23-83	.277	26-41	.634	6-40	46-1.6	48-2	52	40	0	23	149-5.3				
Whisnant	30-19	517-17.2	52-128	.406	32-90	.356	20-21	.952	6-23	29-1.0	24-0	18	13	3	16	156-5.2				
Brandon	33-22	652-19.8	49-116	.422	9-31	.290	22-45	.489	12-47	59-1.8	48-2	47	62	8	11	129-3.9				
Bojanovsky	33-0	365-11.1	35-64	.547	0-0	.000	25-33	.758	28-35	63-1.9	37-0	9	21	25	8	95-2.9				
Gilchrist	25-0	209-8.4	21-49	.429	1-8	.125	4-13	.308	6-23	29-1.2	17-0	2	18	6	4	47-1.9				
Moreau	6-0	7-1.2	2-5	.400	2-3	.667	2-2	1.000	0-0	0-0.0	0	0	0	0	0	8-1.3				
Ojo	27-9	136-5.0	7-24	.292	0-0	.000	4-11	.364	7-20	27-1.0	24-0	3	9	7	3	18-0.7				
Portuondo	6-0	7-1.2	1-1	1.000	0-0	.000	0-0	.000	0-0	0-0.0	1-0	1	3	0	1	2-0.3				
Team									45-51	96	1									
FSU	34	6799	780-1758	.444	196-563	.348	522-710	.735	322-730	1052-30.9	601-13	385	497	172	210					



## YEAR-BY-YEAR STATS

### 2013-14 - Cont'd

Bojanovsky	36-21	740-20.6	77-131	.588	0-0	.000	57-84	.679	59-85	144-4.0	90-1	19	40	67	15	211-5.9
Gilchrist	36-24	474-13.2	47-104	.452	3-9	.333	10-26	.385	27-39	66-1.8	47-5	8	30	20	11	107-3.0
Ojo	36-12	428-11.9	35-64	.547	0-0	.000	20-47	.426	36-72	108-3.0	72-0	9	32	25	5	90-2.5
Smith	34-0	343-10.1	32-73	.438	4-17	.235	13-25	.520	17-33	50-1.5	39-1	2	28	24	2	81-2.4
Allen	14-0	26-1.9	3-5	.600	2-2	1.000	2-2	1.000	2-2	4-0.3	6-0	0	3	0	1	10-0.7
White	6-0	10-1.7	1-2	.500	1-2	.500	0-0	.000	0-1	1-0.2	1-0	0	1	0	0	3-0.5
Hopkins	13-0	25-1.9	2-6	.333	0-2	.000	2-8	.250	1-2	3-0.2	3-0	0	1	0	0	6-0.5
Team																
FSU	36	7,250	873-1873	.466	191-502	.380	617-855	.722	392-864	1256-34.9	650-18	385	512	191	213	2554-70.9
Opponents	36	7,250	824-2065	.399	228-694	.329	516-747	.691	482-734	1216-33.8	746-32	402	453	129	239	2392-66.4

### 2014-15

RECORD: 17-16		HOME: 12-6			AWAY: 3-7			NEUTRAL: 2-3										
Player	G-GS	Min-Avg.	FG-FGA	Pct.	3PM-3PA	Pct.	FT-FTA	Pct.	Off-Def	Tot-Avg.	PF-DQ	AT	TO	BL	ST	Pts.-Avg		
Rathan-Mayes	32-30	1,110-34.7	165-397	.416	48-171	.281	98-142	.690	16-96	112-3.5	74-0	137	108	0	35	476-14.9		
Thomas	6-5	170-28.3	32-70	.457	4-17	.235	21-29	.724	0-21	21-3.5	14-0	13	16	0	8	89-14.8		
Brandon	33-33	1,142-34.6	133-246	.541	5-21	.238	117-174	.672	49-134	183-5.5	59-0	63	76	13	36	388-11.8		
Bookert	28-28	983-35.1	85-227	.374	53-135	.393	59-73	.808	13-88	101-3.6	56-1	74	69	3	27	282-10.1		
Cofer	33-24	737-22.3	78-171	.456	6-15	.400	67-106	.632	51-98	149-4.5	57-1	6	34	20	9	229-6.9		
Smith	33-9	586-17.8	75-149	.503	8-31	.258	45-60	.750	34-61	95-2.9	67-0	13	41	35	8	203-6.2		
Bojanovsky	33-0	540-16.4	50-99	.576	0-0	.000	54-80	.675	36-77	113-3.4	62-2	18	27	44	22	168-5.1		
Turpin	33-12	411-12.5	71-127	.559	0-0	.000	21-35	.600	36-40	76-2.3	89-1	3	31	23	7	163-4.9		
Berwick	33-3	361-10.9	26-89	.292	19-63	.300	9-17	.529	9-25	34-1.0	42-0	22	18	1	12	80-2.4		
Ojo	33-21	292-8.8	27-51	.529	0-0	.000	17-44	.386	24-54	78-2.4	44-0	6	28	16	5	71-2.2		
Saxton	2-0	4-1.3	2-2	1.000	0-0	.000	0-0	.000	0-1	1-0.3	1-0	0	0	0	0	4-1.3		
Watkins	22-0	198-9.0	7-25	.280	1-8	.125	14-21	.667	2-20	22-1.0	25-0	20	17	0	8	29-1.3		
Allen	24-0	116-4.8	5-16	.313	3-9	.333	2-2	1.000	4-10	14-0.6	21-0	5	7	2	4	15-0.6		
Team																		
FSU	33	6650	763-1,669	.457	147-470	.313	524-783	.669	328-781	1,109-33.6	612-5	380	478	157	181	2,199-66.6		
Opponents	33	6650	766-1,825	.420	193-594	.325	485-692	.701	366-703	1,069-32.4	670	395	393	85	205	2,210-67.0		

### 2015-16

RECORD: 20-14		HOME: 11-4			AWAY: 4-8			NEUTRAL: 5-2										
Player	G-GS	Min-Avg.	FG-FGA	Pct.	3PM-3PA	Pct.	FT-FTA	Pct.	Off-Def	Tot-Avg.	PF-DQ	AT	TO	BL	ST	Pts.-Avg		
Bacon	34-33	979-28.8	197-441	.447	32-114	.281	110-154	.714	46-151	197-5.8	73-1	50	74	1	33	536-15.8		
Beasley	34-34	1,014-29.8	185-393	.471	55-142	.387	104-128	.813	44-136	180-5.3	75-3	51	59	6	32	529-15.6		
Rathan-Mayes	33-32	968-29.3	131-321	.408	39-137	.285	89-115	.774	12-80	91-2.8	69-1	146	83	0	33	390-11.8		
Bookert	33-2	868-26.3	107-252	.425	59-151	.391	40-53	.755	30-60	90-2.7	63-1	91	48	2	55	313-9.5		
Bojanovsky	34-34	612-18.0	75-129	.581	0-4	.000	59-85	.694	62-87	149-4.4	92-2	14	39	59	21	209-6.1		
Mann	34-0	577-17.0	73-125	.584	4-13	.308	27-59	.458	44-82	126-3.7	62-1	30	24	7	21	177-5.2		
Smith	34-0	489-14.4	72-131	.550	2-12	.167	29-41	.707	40-79	119-3.5	79-1	7	36	34	14	175-5.1		
Cofer	11-3	132-12.0	13-23	.565	0-1	.000	16-19	.842	5-17	22-2.0	9-0	2	7	3	4	42-3.8		
Bell	33-0	342-10.4	39-99	.394	23-54	.426	25-45	.556	8-26	34-1.0	29-0	29	22	0	10	126-3.8		
Brandon	33-31	655-19.8	37-86	.430	2-7	.286	30-55	.545	39-62	101-3.1	68-0	32	33	8	19	106-3.2		
Saxton	11-1	30-2.7	6-15	.400	4-10	.400	0-0	.000	4-6	10-0.9	1-0	0	1	0	1	16-1.5		
Koumadje	26-0	159-6.1	13-27	.481	0-0	.000	7-17	.412	10-28	38-1.5	36-1	1	11	19	0	33-1.3		
Team																		
FSU	34	6,825	948-2,042	.464	220-645	.341	536-771	.695	389-868	1,257-37.0	656-11	453	441	139	243	2,652-78.0		
Opponents	34	6,825	874-1,981	.442	265-733	.362	501-728	.688	342-798	1,140-33.5	669	447	464	103	180	2,516-74.0		

### 2016-17

RECORD: 26-9		HOME: 18-0			AWAY: 4-6			NEUTRAL: 4-3										
Player	G-GS	Min-Avg.	FG-FGA	Pct.	3PM-3PA	Pct.	FT-FTA	Pct.	Off-Def	Tot-Avg.	PF-DQ	AT	TO	BL	ST	Pts.-Avg		
Bacon	35-35	1008-28.8	221-489	.452	57-171	.333	104-138	.754	35-112	147-4.2	55-1	61	71	4	35	603-17.2		
Isaac	32-32	839-26.2	130-256	.508	31-89	.348	92-118	.780	56-195	251-7.8	70-1	37	48	49	37	383-12.0		
Rathan-Mayes	35-35	969-27.7	134-296	.453	40-124	.323	62-117	.530	22-90	112-3.2	70-0	168	65	4	33	370-10.6		
Mann	35-34	876-25.0	114-198	.576	7-23	.304	59-89	.663	65-94	159-4.5	82-3	58	42	6	35	294-8.4		
Savoy	28-0	228-8.1	47-114	.412	40-100	.400	21-30	.700	4-19	23-0.8	15-0	7	9	1	10	155-5.5		
Ojo	35-34	426-12.2	57-101	.564	0-0	.000	58-72	.806	55-57	112-3.2	71-0	7	27	30	10	172-4.9		
Forrest	35-0	538-15.4	61-129	.473	1-8	.125	48-71	.676	31-63	94-3.2	40-0	55	35	5	43	171-4.9		
Walker	32-0	414-12.5	54-136	.397	17-56	.304	36-55	.655	13-33	46-2.7	55-0	44	25	2	20	161-4.9		
Angola	34-0	402-11.8	52-115	.452	21-50	.420	32-41	.780	11-44	55-1.4	40-0	42	18	4	15	157-4.6		
Smith	35-3	460-13.1	60-115	.522	3-10	.300	30-46	.652	34-65	99-1.6	84-1	17	25	30	8	153-4.4		
Koumadje	35-0	355-10.1	53-81	.654	0-1	.000	12-25	.480	19-46	65-2.8	60-1	4	17	40	7	118-3.5		
Allen	14-0	86-6.1	15-32	.469	10-23	.435	2-2	1.000	1-5	6-0.4	10-0	4	3	2	2	42-3.0		
Cofer	32-2	399-12.5	38-84	.452	6-16	.375	12-20	.600	21-41	62-1.9	32-0	7	25	3	4	94-2.9		
Team																		
FSU	35	7000	1036-2146	.483	233-671	.347	568-824	.689	409-915	1324-37.8	684-7	511	415	180	259	2873-82.1		
Opponent	35	7000	857-2060	.416	259-743	.349	550-769	.715	288-802	1190-34.0	690	424	494	104	176	2523-72.1		

### 2017-18

RECORD: 26-9		HOME: 18-0			AWAY: 4-6			NEUTRAL: 4-3										
Player	G-GS	Min-Avg.	FG-FGA	Pct.	3PM-3PA	Pct.	FT-FTA	Pct.	Off-Def	Tot-Avg.	PF-DQ	A	TO	BL	ST	Pts.-Avg		
Cofer	35-35	1026-29.3	168-346	.486	48-128	.375	65-194	.691	56-122	178-5.1	49-0	26	42	8	19	449-12.8		
Mann	34-31	993-29.2	171-301	.568	13-52	.250	74-113	.655	65-120	185-5.4	57-0	87	60	9	31	429-12.6		
Angola	35-31	963-27.5	135-324	.417	64-170	.376	103-123	.837	32-106	138-3.9	86-0	105	72	9	46	437-12.5		
Walker	35-34	813-23.2	94-228	.412	39-110	.355	52-71	.732	8-81	89-2.5	84-3	85	61	5	35	279-8.0		
Forrest	34-2	871-25.6	87-177	.492	3-14	.214	92-132	.697	44-123	167-4.9	60-1	138	59	12	53	269-7.9		
Kabengele	34-0	503-14.8	85-173	.491	10-26	.385	65-99	.657	63-95									

## YEAR-BY-YEAR STATS


### 2018-19

RECORD: 29-8

HOME: 15-1

AWAY: 6-4 NEUTRAL: 8-3

Player	G-GS	Min-Avg.	FG-FGA	Pct.	3PM-3PA	Pct.	FT-FTA	Pct.	Off-Def	Tot-Avg.	PF-DQ	A	TO	BL	ST	Pts-Avg
Kabengele	37-0	798-21.6	164-327	.502	24-65	.369	137-180	.761	79-140	219-5.9	96-5	11	48	56	21	489-13.2
Mann	37-36	1173-31.7	147-291	.505	30-77	.390	98-124	.790	92-148	240-6.5	83-1	94	65	12	25	422-11.4
Forrest	37-36	1106-29.9	112-255	.439	7-30	.233	113-145	.779	29-136	165-4.5	60-0	138	74	9	69	344-9.3
Walker	35-34	907-25.9	85-250	.340	44-134	.328	49-63	.778	14-64	78-2.2	92-2	56	68	6	29	263-7.5
Cofer	22-19	575-26.1	61-156	.391	29-83	.349	12-21	.571	13-63	76-3.5	30-0	18	31	2	3	163-7.4
Koumadje	37-37	573-15.5	106-169	.627	0-1	.000	32-55	.582	74-132	206-5.6	74-0	8	43	52	8	244-6.6
Nichols	35-1	608-17.4	77-199	.387	35-110	.318	34-49	.694	9-50	59-1.7	77-1	59	49	2	23	223-6.4
Savoy	37-18	542-14.6	68-187	.364	52-158	.329	32-39	.821	7-37	44-1.2	44-0	18	30	4	17	220-5.9
Vassell	33-0	353-10.7	52-119	.437	26-62	.419	19-28	.679	13-38	51-1.5	30-0	21	12	10	18	149-4.5
Gray	36-4	441-12.3	50-115	.435	10-32	.313	31-43	.721	23-60	83-2.3	62-0	27	33	6	29	141-3.9
Polite	40-0	324-10.8	26-68	.382	11-46	.239	17-22	.773	16-32	48-1.6	39-0	19	17	1	18	80-2.7
Wilkes	15-0	57-3.8	8-21	.381	4-15	.267	2-3	.667	4-7	11-0.7	9-0	2	5	1	3	22-1.5
Prieto	9-0	17-1.9	4-6	.667	0-0	.000	0-0	.000	3-5	8-0.9	5-0	0	2	0	0	8-0.9
Linder	7-0	10-1.4	0-1	.000	0-1	.000	2-4	.500	1-2	3-0.4	1-0	4	2	0	1	2-0.3
Miles	6-0	7-1.2	0-3	.000	0-1	.000	1-2	.500	0-1	1-0.2	3-0	0	2	0	1	1-0.2
Light	6-0	9-1.5	0-4	.000	0-4	.000	0-0	.000	0-0	0-0.0	0-0	0	0	0	1	0-0.0
Team								46-53	99-2.7			11				
FSU	37	7,500	960-2171	.442	272-819	.332	579-778	.744	423-968	1391-37.6	705-9	475	494	161	266	2,771-74.9
Opponents	37	7,500	842-2067	.407	269-803	.335	532-737	.722	358-865	1223-33.1	682-	369	528	113	203	2485-67.2





## YEAR-BY-YEAR LEADERS

### YEAR-BY-YEAR TEAM LEADERS

Year	Points	Scoring Average	Rebounds	Assists	Blocked Shots	Steals	Field Goal %	Free Throw %		
1967-68	508	Dave Cowens	18.8	Dave Cowens	456	Dave Cowens	.555	Jan Gies	.840	Randy Cable
1968-69	508	Dave Cowens	20.3	Dave Cowens	437	Dave Cowens	.620	Jan Gies	.750	Dale Klay
1969-70	463	Dave Cowens	17.8	Dave Cowens	447	Dave Cowens	.636	Willie Williams	.895	Ken Macklin
1970-71	589	Ron King	22.7	Ron King	390	Reggie Royals	.534	Vernell Elizy	.833	Greg Samuels
1971-72	573	Ron King	17.9	Ron King	351	Reggie Royals	.538	Larry Gay	.754	Ron King
1972-73	430	Reggie Royals	16.5	Reggie Royals	265	Reggie Royals	.580	Lawrence McCray	.700	Otis Cole
1973-74	440	Larry Warren	16.9	Larry Warren	254	Lawrence McCray	.551	Greg Grady	.814	Eugene Harris
1974-75	400	Larry Warren	16.0	Larry Warren	267	Greg Grady	.581	Greg Grady	.778	Larry Warren
1975-76	390	David Thompson	14.4	David Thompson	203	Greg Grady	.638	Harry Davis	.759	Eugene Harris
1976-77	500	David Thompson	18.5	David Thompson	212	Harry Davis	.567	Harry Davis	.838	Wayne Smalls
1977-78	546	Harry Davis	19.5	Harry Davis	211	David Thompson	.577	Harry Davis	.816	Kris Anderson
1978-79	629	Murray Brown	21.7	Murray Brown	242	Murray Brown	.691	Murray Brown	.815	Kris Anderson
1979-80	635	Mickey Dillard	20.4	Mickey Dillard	245	Elvis Rolle	.646	Murray Brown	.766	Mickey Dillard
1980-81	515	Mickey Dillard	18.3	Mickey Dillard	257	Elvis Rolle	.593	Kris Anderson	.794	Mickey Dillard
1981-82	523	Mitchell Wiggins	23.8	Mitchell Wiggins	213	Mitchell Wiggins	.574	Mitchell Wiggins	.825	Tony William
1982-83	544	Mitchell Wiggins	22.7	Mitchell Wiggins	196	Mitchell Wiggins	.538	Michael Johnson	.770	Granville Arnold
1983-84	626	Alton Lee Gipson	20.2	Alton Lee Gipson	208	Alton Lee Gipson	.574	Dean Shaffer	.842	Granville Arnold
1984-85	568	Alton Lee Gipson	18.9	Alton Lee Gipson	234	Alton Lee Gipson	.612	Jerome Fitchett	.727	Joe Farrar
1985-86	486	Pee Wee Barber	16.8	Pee Wee Barber	163	Randy Allen	.615	Jerome Fitchett	.808	LaRae Davis
1986-87	576	Pee Wee Barber	19.2	Pee Wee Barber	235	Randy Allen	.572	Jerome Fitchett	.819	Jerome Fitchett
1987-88	546	George McCloud	18.2	George McCloud	269	Tat Hunter	.590	Michael Polite	.891	Brad Johnson
1988-89	683	George McCloud	22.8	George McCloud	249	Tat Hunter	.570	Tat Hunter	.875	George McCloud
1989-90	559	Tharon Mayes	23.3	Tharon Mayes	262	Michael Polite	.582	Michael Polite	.833	Tharon Mayes
1990-91	524	Doug Edwards	16.4	Doug Edwards	273	Michael Polite	.570	Rodney Dobard	.713	Charlie Ward
1991-92	570	Sam Cassell	18.4	Sam Cassell	271	Doug Edwards	.624	Rodney Dobard	.812	Chuck Graham
1992-93	675	Bob Sura	19.9	Bob Sura	290	Doug Edwards	.572	Rodney Dobard	.759	Sam Cassell
1993-94	573	Bob Sura	21.2	Bob Sura	213	Bob Sura	.518	Kirk Luchman	.759	Chuck Graham
1994-95	502	Bob Sura	18.6	Bob Sura	210	Corey Louis	.541	Andre Reid	.810	Derrick Carroll
1995-96	494	James Collins	18.3	James Collins	172	Kirk Luchman	.626	Kirk Luchman	.707	Scott Shepherd
1996-97	514	James Collins	16.6	James Collins	194	Randell Jackson	.516	Kirk Luchman	.730	Kirk Luchman
1997-98	394	Randell Jackson	12.7	Randell Jackson	225	Corey Louis	.556	Corey Louis	.798	Terrell Baker
1998-99	481	Ron Hale	16.0	Ron Hale	168	Ron Hale	.605	Damous Anderson	.800	Ron Hale
1999-00	438	Ron Hale	15.6	Ron Hale	137	Oliver Simmons	.508	Damous Anderson	.755	Ron Hale
2000-01	344	Delvon Arrington	11.5	Delvon Arrington	179	Michael Joiner	.484	Nigel Dixon	.808	Andrew Wilson
2001-02	434	Monte Cummings	15.5	Monte Cummings	180	Nigel Dixon	.528	Monte Cummings	.806	A. Waleskowski
2002-03	495	Tim Pickett	17.1	Tim Pickett	165	Tim Pickett	.590	Trevor Harvey	.865	Tim Pickett
2003-04	543	Tim Pickett	16.5	Tim Pickett	178	A. Waleskowski	.551	Alexander Johnson	.815	Anthony Richardson
2004-05	362	Von Wafer	12.5	Von Wafer	136	A. Waleskowski	.543	Al Thornton	.822	Anthony Richardson
2005-06	484	Al Thornton	16.1	Al Thornton	216	Alexander Johnson	.540	Alexander Johnson	.768	Ralph Mims
2006-07	690	Al Thornton	19.7	Al Thornton	251	Al Thornton	.530	Al Thornton	.805	Ralph Mims
2007-08	524	Toney Douglas	15.4	Toney Douglas	248	Eche Uchefu	.531	Ryan Reid	.814	Uche Echefu
2008-09	751	Toney Douglas	21.5	Toney Douglas	197	Solomon Alabi	.540	Solomon Alabi	.848	Uche Echefu
2009-10	374	Solomon Alabi	11.7	Solomon Alabi	223	Chris Singleton	.534	Solomon Alabi	.794	Solomon Alabi
2010-11	367	Chris Singleton	13.1	Chris Singleton	201	Bernard James	.657	Bernard James	.828	Okaro White
2011-12	489	Michael Snaer	14.0	Michael Snaer	283	Bernard James	.606	Bernard James	.846	Michael Snaer
2012-13	489	Michael Snaer	14.8	Michael Snaer	201	Okaro White	.511	Kiel Turpin & Okaro White	.817	Michael Snaer
2013-14	522	Aaron Thomas	14.8	Aaron Thomas	243	Okaro White	.588	Boris Bojanovsky	.873	Ian Miller
2014-15	476	Xavier Rathian-Mayes	14.9	Xavier Rathian-Mayes	183	Mortay Brandon	.559	Boris Bojanovsky	.820	Devon Bookert
2015-16	536	Dwayne Bacon	15.8	Dwayne Bacon	197	Dwayne Bacon	.584	Terance Mann	.813	Malik Beasley
2016-17	603	Dwayne Bacon	17.2	Dwayne Bacon	251	Jonathan Isaac	.654	Christ Koumadje	.806	Michael Ojo
2017-18	449	Phil Cofer	12.8	Phil Cofer	185	Terance Mann	.626	Christ Koumadje	.837	Brian Angola
2018-19	489	Mfiondu Kabengele	13.2	Mfiondu Kabengele	240	Terance mann	.627	Christ Koumadje	.821	PJ Savoy



Ron King led the Seminoles in scoring (573 total points) and scoring average (17.9 ppg) in leading the Seminoles to the NCAA National Championship game in 1972. The Seminoles defeated Eastern Kentucky, Minnesota, Kentucky and North Carolina in 1972 to set a school record for wins in a single NCAA Tournament (four).



Michael Snaer, the MVP of the 2012 ACC Tournament, led the Seminoles in scoring in both 2012 (14.0 ppg) and 2013 (14.8 ppg). He helped the Seminoles to three NCAA Tournaments and hit six buzzer-beating, game-winning shots during his career.

## SEASON TEAM RECORDS

### SINGLE GAME

#### MOST POINTS — HOME

- 138 vs. Baptist, 1976-77
- 134 vs. Valdosta State, 1971-72
- 133 vs. Central Florida, 1988-89
- 125 vs. South Dakota, 1970-71
- 122 vs. Miami, 1967-68
- 122 vs. Clemson, 1969-70
- 122 vs. Samford, 1970-71

#### MOST POINTS — AWAY

- 123 at Tampa, 1961-62
- 121 at Pepperdine, 1969-70
- 116 at Tampa, 1960-61
- 112 at Miami, 1969-70
- 111 at Miami, 1968-69

#### MOST POINTS — NEUTRAL

- 130 vs. LSU, 1967-68
- 117 vs. Southern Mississippi, 1970-71
- 112 vs. Arkansas, 1988-89
- 108 vs. Furman, 1956-57
- 108 vs. Tulane, 1969-70

#### MOST POINTS — BOTH TEAMS

- 230 — FSU 130, LSU, 100, 1967-68
- 222 — Jacksonville 114, FSU 108, 1970-71
- 220 — FSU 114, Miami 106, 1970-71
- 219 — FSU 117, USM 102, 1986-87
- 219 — Georgia Tech 111, FSU, 108, 1998-99

#### HIGHEST MARGIN OF VICTORY

- 69 — FSU 134, Valdosta, 65, 1971-72
- 67 — FSU 139, Baptist 72, 1976-77
- 64 — FSU 121, Tampa, 57, 1965-66
- 60 — FSU 125, South Dakota 65, 70-71
- 58 — FSU 108, Georgia Tech 50, 71-72

#### MOST POINTS ALLOWED

- 115 at North Carolina, 1965-66
- 114 at Jacksonville, 1970-71
- 113 at Jacksonville, 1973-74
- 112 at Miami (Fla.), 1965-66
- 110 vs. Beloit, 1954-55
- 110 at Miami, 1966-67

#### FEWEST POINTS ALLOWED

- 21 vs. Mississippi College, 1948-49
- 24 vs. Mississippi College, 1949-50
- 27 vs. Troy State, 1949-50
- 34 vs. Samford, 1972-73
- 34 vs. Memphis State, 1978-79
- 34 vs. Alabama A&M, 2009-10

#### FIELD GOALS MADE

- 56 vs. Baptist, 1976-77
- 55 vs. Valdosta State, 1971-72
- 54 vs. South Dakota, 1970-71
- 54 vs. Samford, 1970-71
- 53 vs. Valdosta, 1968-69
- 53 vs. Central Florida, 1988-89

#### FIELD GOALS ATTEMPTED

- 120 vs. Beloit College, 1954-55
- 115 vs. LSU, 1965-66
- 111 vs. Valdosta, 1968-69
- 110 vs. Valdosta, 1971-72
- 109 vs. Valdosta, 1970-71

#### FIELD GOAL PERCENTAGE

- .727 vs. Minnesota (48-66), 1979-80
- .724 vs. Georgia Southern (42-58), 75-76
- .717 vs. Biscayne (43-60), 1975-76
- .717 vs. UNC Asheville (43-60), 1991-92
- .709 vs. St. Joseph's (32-46), 1984-85

#### FREE THROWS MADE

- 42 vs. Cincinnati, 1988-89
- 39 vs. Florida Atlantic, 1993-94
- 38 vs. Stetson, 1956-57
- 37 vs. Marquette, 1980-81
- 36 vs. Georgia, 1957-58

#### FREE THROWS ATTEMPTED

- 53 vs. Stetson, 1957-58
- 52 vs. Arkansas, 1988-89
- 52 vs. Cincinnati, 1988-89
- 49 vs. Miami, 1989-90
- 48 vs. Georgia, 1957-58
- 48 vs. Florida International, 1987-88

#### FREE THROW PCT. (MINIMUM 10 ATTEMPTS)

- 1.000 vs. Wake Forest (11-11), 1996-97
- 1.000 vs. Wake Forest (11-11), 2002-03
- 1.000 vs. Maryland (10-10), 2007-08
- 1.000 vs. Akron (10-10), 2007-08
- .952 vs. Duquesne (20-21), 1964-65

#### THREE-POINT FG MADE

- 20 vs. Maine, 2007-08
- 19 vs. Southern Miss, 2017-18
- 17 at Stetson, 2003-04
- 17 vs. Nicholls State, 2016-17
- 17 vs. Clemson, 2016-17
- 16 vs. Maryland, 2013-14

#### THREE-POINT FG ATTEMPTED

- 39 at Wichita State, 2003-04
- 37 at North Carolina, 2003-04
- 37 vs. Butler, 2005-06
- 36 vs. Southern Miss, 2017-18
- 36 vs. Virginia Tech, 2018-19
- 35 vs. Maine, 2007-08

#### 3-POINT FG PERCENTAGE

- .800 (8-10) vs. Memphis State, 1987-88
- .700 (7-10) vs. Duke, 2000-01
- .692 (9-13) vs. Jacksonville, 1999-00
- .692 (9-13) vs. Alabama A&M (2009-10)
- .668 (11-16) vs. Georgetown, 2013-14

#### REBOUNDS

- 84 vs. LSU, 1967-68
- 82 vs. Valdosta, 1970-71
- 76 vs. Georgetown, 1969-70
- 76 vs. Wisconsin-Milwaukee, 1970-71
- 72 vs. Valdosta, 1968-69

#### STEALS

- 21 vs. Tulane, 1984-85
- 19 vs. Tulane, 1977-78
- 19 vs. Rice, 1996-97
- 19 vs. Butler, 1996-97

- 18 vs. Saint Leo, 1981-82
- 18 vs. NC State, 1995-96
- 18 vs. Nicholls State, 2003-04
- 18 vs. Nicholls State, 2007-08

#### BLOCKED SHOTS

- 15 vs. Florida Atlantic, 1994-95
- 15 at Virginia Tech, 2011-12
- 15 vs. USF, 2014-15
- 14 vs. Maryland, 1994-95
- 14 vs. South Alabama, 2011-12
- 13 vs. UNC Greensboro, 1993-94
- 13 at Mercer, 2009-10
- 13 at Maryland, 2012-13

#### ASSISTS

- 36 vs. Baptist College, 1976-77
- 34 vs. Valdosta, 1971-72
- 32 vs. Eastern Kentucky, 1971-72
- 32 vs. Cal State Bakersfield, 1973-74
- 32 vs. Nicholls State, 2016-17
- 31 vs. South Dakota, 1970-71
- 31 vs. South Alabama, 1971-72

#### MOST FOULS

- 36 vs. NC State, 1995-96
- 35 vs. Florida, 1964-65
- 34 vs. Memphis State, 1959-60
- 33 vs. Vanderbilt, 1986-87
- 32 vs. Alabama, 1964-65
- 32 vs. Florida, 1967-68
- 32 vs. Missouri, 1976-77
- 32 vs. San Diego State, 1982-83
- 32 vs. Iowa, 1987-88

#### FEWEST FOULS

- 7 vs. Connecticut, 1972-73
- 8 vs. Southern Mississippi, 1990-91
- 9 vs. Stetson, 1971-72
- 9 vs. Louisville, 1984-85
- 9 vs. Radford, 1995-96
- 9 vs. Marist, 1996-97

### SEASON

#### MOST POINTS

- |    |       |                    |
|----|-------|--------------------|
| 1. | 3,020 | 1992-93 (35 Games) |
| 2. | 2,873 | 2016-17 (35 Games) |
| 3. | 2,806 | 2017-18 (35 Games) |
| 4. | 2,781 | 1971-72 (32 Games) |
| 5. | 2,771 | 2018-19 (37 Games) |

#### MOST POINTS PER GAME

- |    |      |                    |
|----|------|--------------------|
| 1. | 91.7 | 1969-70 (26 Games) |
| 2. | 91.5 | 1970-71 (26 Games) |
| 3. | 91.3 | 1988-89 (30 Games) |
| 4. | 90.3 | 1967-68 (27 Games) |
| 5. | 88.3 | 1954-55 (26 Games) |

#### FEWEST POINTS ALLOWED

- |    |       |                    |
|----|-------|--------------------|
| 1. | 1,427 | 1949-50 (25 Games) |
| 2. | 1,567 | 1961-62 (23 Games) |
| 3. | 1,595 | 1951-52 (23 Games) |
| 4. | 1,678 | 1952-53 (22 Games) |
| 5. | 1,680 | 1962-63 (25 Games) |

#### FEWEST POINTS ALLOWED PER GAME

- |    |      |                    |
|----|------|--------------------|
| 1. | 57.1 | 1949-50 (25 Games) |
| 2. | 60.4 | 2009-10 (32 Games) |
| 3. | 62.0 | 2010-11 (34 Games) |
| 4. | 62.9 | 2011-12 (35 Games) |
| 5. | 63.6 | 1950-51 (27 Games) |

#### HIGHEST MARGIN OF VICTORY

- |    |      |                    |
|----|------|--------------------|
| 1. | 16.5 | 1969-70 (26 Games) |
| 2. | 15.5 | 1971-72 (32 Games) |
| 3. | 15.0 | 1975-76 (27 Games) |
| 4. | 11.9 | 1967-68 (27 Games) |
| 5. | 11.4 | 1974-75 (26 Games) |

#### FIELD GOALS MADE

- |    |       |                    |
|----|-------|--------------------|
| 1. | 1,145 | 1992-93 (35 Games) |
| 2. | 1,110 | 1971-72 (32 Games) |
| 3. | 1,036 | 2016-17 (35 Games) |
| 4. | 999   | 1988-89 (30 Games) |
| 5. | 994   | 2017-18 (35 Games) |

#### FIELD GOALS ATTEMPTED

- |    |       |                    |
|----|-------|--------------------|
| 1. | 2,372 | 1971-72 (32 Games) |
| 2. | 2,315 | 1992-93 (35 Games) |
| 3. | 2,171 | 2018-19 (37 Games) |
| 4. | 2,164 | 1954-55 (26 Games) |
| 5. | 2,146 | 2016-17 (35 Games) |

#### FIELD GOAL PERCENTAGE

- |    |      |                    |
|----|------|--------------------|
| 1. | .532 | 1979-80 (31 Games) |
| 2. | .529 | 1983-84 (31 Games) |
| 3. | .512 | 1961-62 (23 Games) |
| 4. | .510 | 1978-79 (29 Games) |
| 5. | .509 | 1984-85 (29 Games) |

#### FREE THROWS MADE

- |    |     |                    |
|----|-----|--------------------|
| 1. | 707 | 1954-55 (26 Games) |
| 2. | 617 | 2013-14 (36 Games) |
| 3. | 579 | 2018-19 (37 Games) |
| 4. | 568 | 2016-17 (35 Games) |
| 5. | 561 | 1971-72 (32 Games) |

#### FREE THROWS ATTEMPTED

- |    |     |                    |
|----|-----|--------------------|
| 1. | 982 | 1954-55 (26 Games) |
| 2. | 855 | 2013-14 (36 Games) |
| 3. | 824 | 2016-17 (35 Games) |
| 4. | 809 | 1990-91 (32 Games) |
| 5. | 807 | 1992-93 (35 Games) |

#### FREE THROW PERCENTAGE

- |    |      |                    |
|----|------|--------------------|
| 1. | .773 | 2007-08 (34 Games) |
| 2. | .755 | 2006-07 (35 Games) |
| 3. | .744 | 2018-19 (37 Games) |
| 4. | .735 | 2012-13 (34 Games) |
| 5. | .729 | 1967-68 (27 Games) |

#### THREE-POINT FG MADE

- |    |     |                    |
|----|-----|--------------------|
| 1. | 296 | 2003-04 (33 Games) |
| 2. | 273 | 2017-18 (35 Games) |
| 3. | 272 | 2018-19 (37 Games) |
| 4. | 237 | 2006-07 (35 Games) |
| 5. | 234 | 2007-08 (34 Games) |

#### THREE-POINT FG ATTEMPTED

- |    |     |                    |
|----|-----|--------------------|
| 1. | 819 | 2018-19 (37 Games) |
| 2. | 788 | 2003-04 (33 Games) |
| 3. | 781 | 2017-18 (35 Games) |
| 4. | 665 | 2007-08 (34 Games) |
| 5. | 671 | 2016-17 (35 Games) |

#### 3-POINT FG PERCENTAGE

- |    |      |                    |
|----|------|--------------------|
| 1. | .437 | 1987-88 (30 Games) |
| 2. | .416 | 1986-87 (30 Games) |
| 3. | .380 | 2006-07 (35 Games) |
|    | .380 | 2013-14 (36 Games) |
| 5. | .376 | 2003-04 (33 Games) |
|    | .376 | 2005-06 (31 Games) |

#### REBOUNDS

- |    |       |                    |
|----|-------|--------------------|
| 1. | 1,608 | 1971-72 (32 Games) |
| 2. | 1,451 | 1969-70 (26 Games) |
| 3. | 1,422 | 1954-55 (26 Games) |
| 4. | 1,391 | 2018-19 (37 Games) |
| 5. | 1,388 | 1967-68 (27 Games) |
|    | 1,388 | 1970-71 (26 Games) |

#### REBOUNDS PER GAME

- |    |      |                    |
|----|------|--------------------|
| 1. | 55.4 | 1969-70 (26 Games) |
| 2. | 54.6 | 1954-55 (26 Games) |
| 3. | 53.4 | 1970-71 (26 Games) |
| 4. | 52.2 | 1959-60 (25 Games) |
| 5. | 52.0 | 1958-59 (23 Games) |

#### STEALS

- |    |     |                    |
|----|-----|--------------------|
| 1. | 322 | 1992-93 (35 Games) |
| 2. | 291 | 2003-04 (33 Games) |
| 3. | 290 | 1991-92 (32 Games) |
| 4. | 290 | 2007-08 (34 Games) |
| 5. | 289 | 2008-09 (35 Games) |

#### BLOCKED SHOTS

- |    |     |                    |
|----|-----|--------------------|
| 1. | 210 | 1992-93 (35 Games) |
| 2. | 213 | 2011-12 (35 Games) |
| 3. | 203 | 2010-11 (34 Games) |
| 4. | 202 | 2008-09 (35 Games) |
| 5. | 200 | 2009-10 (32 Games) |

#### ASSISTS

- |    |     |                    |
|----|-----|--------------------|
| 1. | 634 | 1971-72 (33 Games) |
| 2. | 568 | 1851-52 (25 Games) |
| 3. | 534 | 1983-84 (31 Games) |
| 4. | 523 | 2017-18 (35 Games) |
| 5. | 513 | 1972-73 (26 Games) |

#### MOST FOULS

- |    |     |                    |
|----|-----|--------------------|
| 1. | 705 | 2018-19 (37 Games) |
| 2. | 684 | 2016-17 (35 Games) |
| 3. | 657 | 2008-09 (35 Games) |
| 4. | 656 | 2015-16 (34 Games) |
| 5. | 653 | 2011-12 (35 Games) |

#### FEWEST FOULS

- |    |     |                    |
|----|-----|--------------------|
| 1. | 383 | 1961-62 (23 Games) |
| 2. | 436 | 1968-69 (26 Games) |
| 3. | 451 | 1960-61 (24 Games) |
| 4. | 452 | 1972-73 (26 Games) |
| 5. | 462 | 1970-71 (26 Games) |



## MISC./TUCKER CENTER RECORDS

### MISCELLANEOUS RECORDS

#### SINGLE GAME

**Largest Winning Margin on the Road** – 41 vs. Jacksonville (106-65), 1967-68  
**Largest Winning Margin at Home** – 69 vs. Valdosta State (134-65), 1971-72  
**Most Points Scored in First Half** – 70 vs. Pepperdine (121-83), 1969-70  
**Most Points Scored in Second Half** – 78 vs. LSU (130-100), 1967-68  
**Fewest Points Allowed at Home** – 21 vs. Mississippi College (53-21), 1948-49  
**Fewest Points Allowed on the Road** – 34 vs. Samford (47-34), 1972-73  
**Fewest Points Allowed at a Neutral Site** – 42 vs. Chicago State (47-42), 2003-04  
**Most Points Allowed at Home** – 111 vs. Georgia Tech (111-108 2OT), 1998-99  
**Most Points Allowed on the Road** – 115 vs. North Carolina (115-80), 1965-66  
**Most Points Allowed at a Neutral Site** – 110 vs. Beloit (110-88), 1954-55  
**Fewest Points Scored at Home** – 35 vs. Sewanee (43-35), 1948-49  
**Fewest Points Scored on the Road** – 30 vs. Florida (50-30), 1966-67  
**Fewest Points Scored at a Neutral Site** – 41 vs. Harvard (41-46), 2011-12  
**Highest Field Goal Percentage** – .727 vs. Minnesota (48-of-66), 1979-80  
**Highest Field Goal Percentage in a Half** – .826 vs. South Florida (19-of-23), 1998-99

#### SEASON

**Most Games Played** – 37, 2018-19  
**Fewest Games Played** – 18, 1947-48  
**Most Victories** – 29, 2018-19  
**Longest Winning Streak** – 12, 2016-17

**Longest Winning Streak at Home** – 29, 1974-75  
**Longest Winning Streak on the Road** – 7, 1949-51; 1954-55  
**Fewest Defeats** – 3, 1969-70  
**Highest Winning Percentage** – .885 (23-3), 1969-70  
**Most 100-Point Games** – 11, 1988-89  
**Fewest Victories** – 5, 1947-48; 1951-52  
**Most Points Allowed Per Game** – 81.9 (23 games), 1959-60  
**Longest Losing Streak** – 13, 1947-48  
**Longest Losing Streak at Home** – 4, 1956-57; 2004-05  
**Longest Losing Streak on the Road** – 25, 1956-59  
**Fewest Points** – 850 (18 games), 1947-48  
**Fewest Points Per Game** – 47.2 (18 games), 1947-48  
**Most Points Allowed** – 2788 (35 games), 1992-93  
**Lowest Winning Percentage** – .200 (5-20), 1951-52  
**Highest Field Goal Percentage** – .532 (964-1811), 1979-80  
**Highest Free Throw Percentage** – .773 (529-684), 2007-08  
**Lowest Field Goal Percentage** – .203, 1951-52  
**Lowest Free Throw Percentage** – .586 (406-of-693), 1950-51  
**Fewest Personal Fouls** – 383 (23 games), 1961-62  
**Most Personal Fouls** – 705 (37 Games), 2018-19

### TUCKER CENTER RECORDS

#### INDIVIDUAL

**Points** – 40, Pee Wee Barber vs. Miami, Feb. 26, 1987  
**Points (Half)** – 27, Al Thornton vs. Virginia Tech, Jan. 17, 2007  
**Points By Opponent** – 38, Terry Dozier (South Carolina), Jan. 21, 1987  
**Field Goals** – 16, Alton Lee Gipson vs. Tampa, Nov. 26, 1984  
**Field Goals By Opponent** – 16, Dell Curry (Virginia Tech), Feb. 24, 1986  
**Free Throws Attempted** – 17, Chuck Graham vs. Jacksonville, Nov. 26, 1991;  
 17, Sam Cassell vs. Jacksonville, Nov. 26, 1991  
**Free Throws Attempted By Opponent** – 16, Elliot Perry (Memphis State), Feb. 1, 1989  
**Free Throws Made** – 16, Bob Sura vs. South Florida, Nov. 29, 1994  
**Free Throws Made By Opponent** – 15, Elliot Perry (Memphis State), Feb. 1, 1989  
**Free Throw Percentage** –  
 100% (8-8), Michael Johnson vs. Louisville, Jan. 30, 1982;  
 100% (14-14), Doug Edwards vs. Clemson, Feb. 8, 1992;  
 100% (11-11), Nick Bryant vs. Florida Atlantic, Dec. 1, 1993;  
 100% (16-16), Bob Sura vs. South Florida, Nov. 29, 1994;  
 100% (7-7), Ron Hale vs. NC State, Jan. 23, 1999;  
 100% (9-9), Ron Hale vs. Georgia Tech, Feb. 11, 1999;  
 100% (8-8), Antwuan Dixon vs. Virginia, Feb. 26, 2000;  
 100% (8-8), Tim Pickett vs. Virginia, March 1, 2003;  
 100% (11-11), Uche Echefu vs. La Salle, Jan. 5, 2008;  
 100% (8-8), Isaiah Swann vs. Georgia Southern, Nov. 12, 2007;  
 100% (8-8), Ralph Mims vs. Clemson, Feb. 19, 2008;  
 100% (10-10), Michael Snaer vs. Auburn, Jan. 4, 2012  
 100% (7-7), Ian Miller vs. Tennessee-Martin, Nov. 17, 2013  
 100% (8-8), Aaron Thomas vs. Massachusetts, Dec. 21, 2013  
 100% (9-9), Okaro White vs. Virginia Tech, Feb. 5, 2014  
 100% (8-8), Xavier Rathan-Mayes vs. Stetson, Dec. 22, 2014  
 100% (7-7), Jonathan Isaac vs. Louisville, Jan. 21, 2017  
 100% (7-7), Jonathan Isaac vs. Notre Dame, Jan. 18, 2017  
 100% (8-8), Braian Angola vs. Miami (Jan. 27, 2018

#### Free Throw Percentage By Opponent

100% (9-9), Ronnie Williams (Florida), Jan. 11, 1982;  
 100% (6-6), Kris Hunter (Jacksonville), Dec. 17, 2000;  
 100% (6-6), Jack McClinton (Miami), March 8, 2008  
 100% (10-10), Jilius Mays (NC State), Jan. 12, 2010  
 100% (7-7), C.J. Harris (Wake Forest), March 3, 2010  
 100% (6-6), Greivas Vasquez (Maryland), Feb. 4, 2010  
 100% (7-7), Myles Taylor, Tennessee-Martin, Nov. 17, 2013  
 100% (11-11), Robert Carter Jr., Georgia Tech, March 2, 2014  
 100% (8-8), Markel Starks, Georgetown, March 24, 2014  
 100% (8-8), Kenneth Smith, Louisiana Tech, March 26, 2014  
 100% (6-6), Devin Thomas, Wake Forest, Jan. 28, 2015  
 100% (6-6), Isaiah Hicks, North Carolina, Jan. 4, 2016  
 100% (9-9), Jaron Blossomgame, Clemson, Jan. 30, 2016  
 100% (6-6), Davon Reed, Miami, March 4, 2017  
 100% (7-7), Oshae Brissett, Syracuse, Jan. 13, 2018  
 100% (6-6), Ky Bowman, Boston College, March 3, 2018

**Rebounds** – 21, Tat Hunter vs. Virginia Tech, March 1, 1989;  
 21, Michael Polite vs. Texas Southern, Nov. 29, 1991  
**Rebounds By Opponent** – 23, Brice Johnson, North Carolina, Jan. 4, 2016  
**Assists** – 16, Tony William vs. Jacksonville, Feb. 12, 1983  
**Assists By Opponent** – 14, Kenny Siler (So. Miss.), Jan. 18, 1986

#### TEAM

**Points** – 133 vs. Central Florida, Nov. 25, 1988  
**Points By Opponent** – 109, Arkansas, Jan. 21, 1991  
**Points (Half)** – 68 vs. Louisville, Feb. 7, 1987  
**Fewest Points** – 47 vs. Florida, Dec. 5, 2012  
**Fewest Points By Opponent** – 34, Alabama A&M, Dec. 31, 2009  
**Fewest Points (Half)** – 15 vs. Florida, Dec. 5, 2012 (1st)  
**Fewest Points By Opponent (Half)** –  
 10, Jacksonville, Dec. 6, 1997  
 10, Stetson, Nov. 18, 2009  
 10, Alabama A&M, Dec. 31, 2009  
 9, Hardford, Dec. 5, 2010  
**Combined Score** –  
 219, Florida State 117, Southern Miss. 102, Feb. 28, 1987;  
 219, Georgia Tech 111, Florida State 108, 2OT, Feb. 11, 1999  
**Personal Fouls** – 30 vs. Georgia Tech, Feb. 11, 1999  
**Personal Fouls By Opponents** – 33, Jacksonville, Nov. 26, 1992  
**Lowest Combined Personal Fouls** –  
 25 vs. Georgia Tech, Feb. 15, 1992;  
 25 vs. Georgia Tech, March 2, 1994;  
 25 vs. South Carolina, March 21, 2006  
**Fewest Personal Fouls** – 8 vs. Southern Miss., Feb. 26, 1991  
**Fewest Personal Fouls By Opponent** –  
 9 vs. Tulane, Feb. 20, 1984;  
 9 vs. North Carolina, Jan. 6, 1999  
**Field Goal Percentage** – 71.9 vs. UNC-Asheville, Jan. 2, 1992  
**Field Goal Percentage By Opponent** – 64.0 vs. Southern Miss., Jan. 18, 1986  
**Field Goals** – 53 vs. Central Florida, Nov. 25, 1988  
**Field Goals By Opponent** – 43, Southern Miss., Jan. 18, 1986  
**Free Throws Attempted** – 52 vs. Cincinnati, Jan. 21, 1989  
**Free Throws Attempted By Opponent** – 41, Florida International, Dec. 12, 2004  
**Fewest Free Throws Attempted** – 2 vs. North Carolina, Jan. 6, 1999  
**Fewest Free Throws Attempted By Opponent** – 4 by Elon, Nov. 23, 2001  
**Free Throws** – 42 vs. Cincinnati, Jan. 21, 1989  
**Free Throws By Opponent** – 29, Florida International, Dec. 12, 2004  
**Fewest Free Throws** – 1 vs. North Carolina, Jan. 6, 1999  
**Fewest Free Throws By Opponent** – 3, Georgia Tech, Feb. 15, 1992  
**Rebounds** – 65 vs. Texas Southern, Nov. 27, 1990  
**Rebounds By Opponents** – 50, North Carolina, Jan. 4, 2016  
**Home Attendance** – 146,036 (16 Games), 2018-19  
**Home Average Attendance** – 9,191 (15 games), 1992-93  
**Largest Crowd** – 13,610 vs. Duke, Jan. 30, 1992  
**Winning Streak** – 21, 2015-16 - 2016-17 (current entering 2017-18 season)

## YEAR-BY-YEAR RESULTS

YEAR	OVERALL			FINAL AP RANK	AFFILIATION	-----CONFERENCE-----				---CONFERENCE TOURNAMENT---				COACH	POSTSEASON
	WIN	LOSS	PCT.			WIN	LOSS	PCT.	FINISH	WIN	LOSS	PCT.	FINISH		
1947-48	5	13	.277		independent	—	—	—	—	—	—	—	—	Don Loucks	
1948-49	12	12	.500		independent	—	—	—	—	—	—	—	—	J.K. Kennedy	
1949-50	15	10	.600		Dixie	6	3	.667	—	0	1	.000	First Round	J.K. Kennedy	
1950-51	18	9	.667		Dixie	7	0	1.000	1st	0	1	.000	First Round	J.K. Kennedy	NAIB (3-1)
1951-52	5	20	.200		independent	—	—	—	—	—	—	—	—	J.K. Kennedy	
1952-53	11	11	.500		independent	—	—	—	—	—	—	—	—	J.K. Kennedy	
1953-54	13	7	.619		independent	—	—	—	—	—	—	—	—	J.K. Kennedy	
1954-55	22	4	.846		Fla. Intercollegiate	10	0	1.000	1st	1	0	1.000	Champions	J.K. Kennedy	
1955-56	16	9	.640		Fla. Intercollegiate	9	1	.900	1st	0	1	.000	First Round	J.K. Kennedy	
1956-57	9	17	.346		Fla. Intercollegiate	5	5	.500	—	—	—	—	—	J.K. Kennedy	
1957-58	9	16	.360		independent	—	—	—	—	—	—	—	—	J.K. Kennedy	
1958-59	8	15	.347		independent	—	—	—	—	—	—	—	—	J.K. Kennedy	
1959-60	10	15	.400		independent	—	—	—	—	—	—	—	—	J.K. Kennedy	
1960-61	14	10	.583		independent	—	—	—	—	—	—	—	—	J.K. Kennedy	
1961-62	15	8	.651		independent	—	—	—	—	—	—	—	—	J.K. Kennedy	
1962-63	15	10	.600		independent	—	—	—	—	—	—	—	—	J.K. Kennedy	
1963-64	11	14	.400		independent	—	—	—	—	—	—	—	—	J.K. Kennedy	
1964-65	16	10	.615		independent	—	—	—	—	—	—	—	—	J.K. Kennedy	
1965-66	15	11	.577		independent	—	—	—	—	—	—	—	—	J.K. Kennedy	
1966-67	11	15	.423		independent	—	—	—	—	—	—	—	—	Hugh Durham	
1967-68	19	8	.704		independent	—	—	—	—	—	—	—	—	Hugh Durham	NCAA (0-1)
1968-69	18	8	.692		independent	—	—	—	—	—	—	—	—	Hugh Durham	
1969-70	23	3	.885	10	independent	—	—	—	—	—	—	—	—	Hugh Durham	
1970-71	17	9	.654		independent	—	—	—	—	—	—	—	—	Hugh Durham	
1971-72	27	6	.818	10	independent	—	—	—	—	—	—	—	—	Hugh Durham	NCAA Finals (4-1)
1972-73	18	8	.692		independent	—	—	—	—	—	—	—	—	Hugh Durham	
1973-74	18	8	.692		independent	—	—	—	—	—	—	—	—	Hugh Durham	
1974-75	18	8	.692		independent	—	—	—	—	—	—	—	—	Hugh Durham	
1975-76	21	6	.778		independent	—	—	—	—	—	—	—	—	Hugh Durham	
1976-77	16	11	.593		Metro	5	7	.417	5th	0	1	.000	First Round	Hugh Durham	
1977-78	23	6	.793	15	Metro	11	1	.917	1st	1	1	.500	Finals	Hugh Durham	NCAA (0-1)
1978-79	19	10	.655		Metro	7	3	.700	3rd	2	1	.667	Finals	Joe Williams	
1979-80	22	9	.710		Metro	7	5	.583	4th	2	1	.667	Finals	Joe Williams	NCAA (1-1)
1980-81	17	11	.607		Metro	7	5	.583	2nd	1	1	.500	Semifinals	Joe Williams	
1981-82	11	17	.392		Metro	4	8	.333	6th	1	1	.500	Semifinals	Joe Williams	
1982-83	14	14	.500		Metro	5	7	.417	5th	0	1	.000	Semifinals	Joe Williams	
1983-84	20	11	.645		Metro	9	5	.643	3rd	1	1	.500	Semifinals	Joe Williams	NIT (1-1)
1984-85	14	16	.467		Metro	4	10	.286	7th	2	1	.667	Finals	Joe Williams	
1985-86	12	17	.414		Metro	4	10	.286	7th	1	1	.500	Semifinals	Joe Williams	
1986-87	19	11	.633		Metro	3	9	.250	6th	0	1	.000	First Round	Pat Kennedy	NIT (1-1)
1987-88	19	11	.633		Metro	8	6	.571	2nd	1	1	.500	Semifinals	Pat Kennedy	NCAA (0-1)
1988-89	22	8	.733	16	Metro	10	4	.714	2nd	1	1	.500	Finals	Pat Kennedy	NCAA (0-1)
1989-90	16	15	.516		Metro	6	9	.400	5th	0	1	.000	First Round	Pat Kennedy	
1990-91	21	11	.592		Metro	12	5	.706	2nd	3	0	1.000	Champions	Pat Kennedy	NCAA (1-1)
1991-92	22	10	.687	20	ACC	11	5	.688	2nd	1	1	.500	Semifinals	Pat Kennedy	NCAA Sweet 16 (2-1)
1992-93	25	10	.714	11	ACC	12	4	.750	2nd	0	1	.000	Quarterfinals	Pat Kennedy	NCAA Elite 8 (3-1)
1993-94	13	14	.481		ACC	6	10	.375	T7th	0	1	.000	Quarterfinals	Pat Kennedy	
1994-95	12	15	.444		ACC	5	11	.313	T6th	0	1	.000	Quarterfinals	Pat Kennedy	
1995-96	13	14	.481		ACC	5	11	.313	8th	0	1	.000	First Round	Pat Kennedy	
1996-97	20	12	.625		ACC	6	10	.375	7th	0	1	.000	Quarterfinals	Pat Kennedy	NIT Finals (4-1)
1997-98	18	14	.563		ACC	6	10	.375	T6th	0	1	.000	First Round	Steve Robinson	NCAA (1-1)
1998-99	13	17	.433		ACC	5	11	.313	T7th	1	1	.500	Quarterfinals	Steve Robinson	
1999-00	12	17	.414		ACC	6	10	.375	T6th	1	1	.500	Quarterfinals	Steve Robinson	
2000-01	9	21	.300		ACC	4	12	.333	8th	0	1	.000	First Round	Steve Robinson	
2001-02	12	17	.414		ACC	4	12	.333	T7th	1	1	.500	Quarterfinals	Steve Robinson	
2002-03	14	15	.483		ACC	4	12	.333	9th	1	1	.500	Quarterfinals	Leonard Hamilton	
2003-04	19	14	.576		ACC	6	10	.375	T7th	0	1	.000	Quarterfinals	Leonard Hamilton	NIT (1-1)
2004-05	12	19	.387		ACC	4	12	.250	T10th	0	1	.000	First Round	Leonard Hamilton	
2005-06	20	10	.667		ACC	9	7	.563	5th	0	1	.000	First Round	Leonard Hamilton	NIT (1-1)
2006-07	22	13	.629		ACC	7	9	.438	T8th	1	1	.500	Quarterfinals	Leonard Hamilton	NIT (1-1)
2007-08	19	15	.559		ACC	7	9	.438	T7th	1	1	.500	Quarterfinals	Leonard Hamilton	NIT (0-1)
2008-09	25	10	.714	22	ACC	10	6	.625	4th	2	1	.667	Champ. Game	Leonard Hamilton	NCAA (0-1)
2009-10	22	10	.688		ACC	10	6	.625	T3rd	0	1	.000	Quarterfinals	Leonard Hamilton	NCAA (0-1)
2010-11	23	11	.676	19	ACC	11	5	.688	3rd	0	1	.000	Quarterfinals	Leonard Hamilton	NCAA (2-1)
2011-12	25	10	.714	10	ACC	12	4	.750	3rd	3	0	1.000	Champions	Leonard Hamilton	NCAA (1-1)
2012-13	18	16	.529		ACC	9	9	.500	6th	1	1	.500	Quarterfinals	Leonard Hamilton	NIT (0-1)
2013-14	24	14	.583		ACC	9	9	.500	T7th	1	1	.500	Quarterfinals	Leonard Hamilton	NIT (3-1)
2014-15	17	16	.515		ACC	8	10	.444	T9th	1	1	.500	Quarterfinals	Leonard Hamilton	
2015-16	20	14	.588		ACC	8	10	.444	T11th	1	1	.500	Second Round	Leonard Hamilton	NIT (1-1)
2016-17	26	9	.743	T16	ACC	12	6	.667	2nd	1	1	.500	Semifinals	Leonard Hamilton	NCAA (1-1)
2017-18	23	12	.657	18	ACC	9	9	.500	T8th	0	1	.000	Second Round	Lenoard Hamilton	NCAA (3-1)
2018-19	29	8	.784	10	ACC	13	5	.722	T4th	2	1	.667	Champ. Game	Leonard Hamilton	NCAA (2-1)

Note - Florida State was a member of the Metro Conference from 1976-77 through 1990-91.

Note - Florida State joined the Atlantic Coast Conference to begin the 1991-92 season.



## YEAR-BY-YEAR TEAM STATS

YEAR	G	FGM-FGA	PCT.	3FGM-3FGA	PCT.	FTM-FTA	PCT.	O-D-REB	AVG.	PF	AST	TO	BL	ST	PTS-AVG.
1947-48	18	312-NA				226-NA									850-47.2
	18	368-NA				242-NA									978-54.3
1948-49	24	487-NA				251-NA									1225-51.0
	24	449-NA	NA			316-NA	NA				NA				1214-50.6
1949-50	25	588-NA				316-NA									1492-59.7
	25	502-NA				423-NA									1427-57.1
1950-51	27	693-NA				406-NA									1792-66.4
	27	639-NA				436-NA		NA	NA	NA					1714-63.5
1951-52	25	585-1925	.304			301-505	.596				658				1471-58.8
	25	663-NA				417-NA									1743-69.7
1952-53	22	599-1764	.339			449-694	.690				462				1647-74.9
	22	621-1717	.362			436-725	.601				439				1678-76.3
1953-54	20	534-NA				437-NA									1505-75.3
	20	520-NA				408-NA									1448-72.4
1954-55	26	794-2164	.367			707-982	.720	1422	54.6	522					2295-88.3
	26	756-2059	.367			539-826	.653	1061	40.8	578					2051-78.9
1955-56	25	667-1648	.405			689-947	.728	1129	45.1	497					2023-80.9
	25	710-1703	.417			494-799	.618	1188	47.5	554					1914-76.5
1956-57	26	704-1862	.378			543-799	.680	1091	42.0	496					1951-75.1
	26	763-1981	.385			545-805	.677	1246	47.9	482					2061-79.3
1957-58	25	621-1853	.335			447-622	.719	1247	49.9	494					1689-67.6
	25	697-1766	.395			454-689	.659	1352	54.1	448					1848-73.9
1958-59	23	667-1758	.379			436-646	.675	1195	52.0	486					1770-77.0
	23	698-1684	.415			479-699	.685	1312	57.1	455					1875-81.5
1959-60	25	730-1883	.388			468-713	.656	1305	52.2	547					1928-77.1
	25	719-1683	.427			512-783	.654	1328	53.1	505		NA			1950-78.0
1960-61	24	672-1467	.458			442-634	.697	1054	43.9	451					1786-74.4
	24	629-1501	.419			411-629	.653	1023	42.6	467					1669-69.5
1961-62	23	709-1386	.512			363-525	.691	897	39.0	383	NA				1781-77.4
	23	615-1458	.422			337-482	.699	930	40.4	430					1567-68.1
1962-63	25	707-1513	.467			330-517	.638	1047	41.9	488			NA	NA	1744-69.8
	25	599-1434	.418			482-678	.717	977	39.1	421					1680-67.2
1963-64	25	724-1583	.457			387-532	.727	975	39.0	471					1835-73.4
	25	686-1561	.457			387-532	.727	975	39.0	471					1838-73.4
1964-65	26	697-1574	.443			425-593	.717	1058	40.7	520					1819-70.0
	26	629-1444	.436			505-704	.717	1001	38.5	490					1763-67.8
1965-66	26	696-1588	.438			505-720	.701	1109	42.7	553					1897-73.0
	26	647-1462	.443			483-714	.677	991	38.1	542					1777-68.4
1966-67	26	721-1596	.452			402-581	.692	1037	39.9	533					1844-70.9
	26	725-1634	.444			486-702	.692	1200	46.2	455					1936-75.5
1967-68	27	956-1960	.488	NA	NA	526-722	.729	1388	51.4	561					2438-90.3
	27	793-1911	.415			532-736	.723	1134	42.0	534					2118-78.4
1968-69	26	925-1965	.471			412-633	.651	1336	51.4	436					2260-86.9
	26	774-1708	.453			498-688	.724	1039	40.0	308					2056-79.1
1969-70	26	939-1950	.482			507-705	.719	1209	46.5	517	411				2385-91.7
	26	743-1837	.405			469-687	.683	1312	50.5	508	296				1955-75.2
1970-71	26	990-2082	.476			400-592	.676	1388	53.4	462	499				2380-91.5
	26	842-1943	.433			401-612	.655	1208	46.5	534	384				2085-80.2
1971-72	33	1110-2372	.468			561-800	.701	1608	48.7	564	634				2781-84.3
	33	904-2153	.420			478-722	.662	1386	42.0	597	470				2286-69.3
1972-73	26	938-1886	.497			244-401	.609	1250	48.1	452	513				2120-81.5
	26	779-1817	.429			302-427	.707	1022	39.3	443	367				1860-71.5
1973-74	26	971-2055	.473			347-491	.707	1230	47.3	509	436	478			2289-88.0
	26	856-1903	.450			333-487	.684	1100	42.3	544	342	539			2045-78.7
1974-75	26	932-1858	.502			294-456	.645	1099	42.3	517	425	472			2158-83.0
	26	766-1732	.442			330-474	.696	1019	39.2	521	335	548			1862-71.6
1975-76	27	956-1949	.491			350-507	.690	1168	43.3	585	459	462			2264-83.9
	27	751-1668	.450			360-540	.667	980	36.3	538	361	552			1862-69.0
1976-77	27	945-1888	.501			361-547	.660	1058	39.2	580	439	489			2251-83.4
	27	839-1735	.484			405-563	.719	1029	38.1	559	381	547			2083-77.2
1977-78	29	986-1957	.504			444-683	.650	1161	40.0	576	408	451	67	276	2416-83.3
	29	861-1875	.459			368-532	.692	1045	36.0	621	282	544	75	191	2090-72.1
1978-79	29	882-1728	.510			461-672	.686	1022	35.2	637	379	407	61	223	2225-76.7
	29	829-1656	.501			476-674	.706	889	30.7	626	316	512	84	193	2134-73.6
1979-80	31	964-1811	.532			529-772	.685	1021	32.9	556	471	496	90	204	2461-79.4
	31	968-1942	.499			383-559	.685	1018	32.8	669	405	499	99	234	2319-74.8
1980-81	28	772-1578	.489			525-766	.685	1028	36.7	603	287	402	98	190	2069-73.9
	28	770-1675	.460			457-654	.699	956	34.1	661	323	424	72	208	1993-71.2
1981-82	28	850-1740	.489			368-548	.672	967	34.5	570	328	484	45	210	2068-73.9
	28	851-1662	.512			418-623	.671	936	33.4	540	407	452	84	191	2120-75.7
1982-83	28	826-1716	.481			470-653	.720	958	34.2	602	353	448	43	237	2122-75.8
	28	845-1665	.508			473-656	.721	954	34.1	597	374	481	73	182	2163-77.3
1983-84	31	936-1769	.529			426-630	.676	999	32.2	569	534	477	105	261	2298-74.1
	31	867-1837	.472			395-602	.656	1025	33.1	587	440	487	59	208	2129-68.8
1984-85	30	935-1877	.498			432-646	.669	1101	36.7	564	484	416	124	266	2302-76.7
	30	860-1854	.464			434-633	.686	1075	35.8	600	374	438	71	186	2154-71.8
1985-86	29	945-1858	.509			414-593	.698	980	33.8	568	461	519	97	228	2304-79.5
	29	950-1899	.500			457-632	.723	1088	37.5	559	457	508	72	187	2357-81.3
1986-87	30	942-1940	.486	178-428	.416	448-638	.702	1161	38.7	589	381	436	88	159	2510-83.7
	30	899-2026	.444	118-295	.400	435-632	.688	1153	38.4	598	330	426	93	153	2351-78.4
1987-88	30	943-1857	.508	154-352	.438	488-715	.683	1147	38.2	571	401	430	69	214	2528-84.3
	30	865-1861	.465	138-401	.344	422-595	.709	957	31.9	627	365	450	94	193	2285-76.2
1988-89	30	999-1980	.505	181-474	.382	560-770	.727	1116	37.2	557	411	419	71	251	2739-91.3
	30	957-1989	.481	141-385	.366	367-541	.678	1096	36.5	672	408	502	72	188	2422-80.7
1989-90	31	882-1886	.468	117-343	.341	495-700	.707	1123	36.2	559	389	513	96	256	2376-76.7
	31	909-1903	.478	122-363	.336	401-570	.704	1048	33.8	620	486	481	100	206	2341-75.5

## YEAR-BY-YEAR TEAM STATS

YEAR	G	FGM-FGA	PCT.	3FGM-3FGA	PCT.	FTM-FTA	PCT.	O-D-REB	AVG.	PF	AST	TO	BL	ST	PTS-AVG.
1990-91	32	924-2001	.462	147-446	.330	542-809	.670	453-725-1261	39.4	622	440	492	152	275	2537-79.3
	32	883-1995	.443	171-476	.359	492-703	.700	413-642-1161	36.3	652	441	502	93	231	2429-75.9
1991-92	32	954-1970	.484	170-491	.346	487-734	.664	396-699-1194	38.5	595	469	482	145	290	2565-82.7
	32	859-1927	.446	213-558	.382	469-677	.693	371-649-1145	36.9	590	447	518	99	223	2400-77.4
1992-93	35	1145-2315	.495	187-564	.332	543-807	.673	460-784-1376	39.3	606	584	554	210	322	3020-86.3
	35	1170-2392	.450	220-587	.375	414-631	.656	551-790-1341	38.3	669	563	581	102	257	2788-79.7
1993-94	27	760-1713	.444	166-520	.319	392-598	.656	378-606-1076	39.9	514	377	431	110	231	2078-77.0
	27	714-1643	.435	169-468	.361	423-637	.664	382-632-1014	37.6	501	433	442	111	203	2020-74.8
1994-95	27	745-1679	.444	211-588	.359	326-486	.671	377-600-1036	38.4	515	386	440	167	186	2027-75.1
	27	714-1630	.438	166-438	.379	419-588	.713	376-589-965	35.7	468	355	379	68	202	2013-74.6
1995-96	27	727-1650	.441	175-506	.346	404-620	.652	359-560-1002	37.1	508	396	361	122	236	2033-75.3
	27	687-1554	.442	190-529	.359	409-604	.677	365-631-996	36.9	549	361	426	82	195	1973-73.1
1996-97	32	866-1928	.449	195-558	.349	421-656	.642	386-716-1206	37.7	601	492	439	142	280	2348-73.4
	32	758-1896	.400	172-538	.320	448-687	.652	475-715-1190	37.2	567	360	485	118	200	2136-66.8
1997-98	32	836-1830	.457	129-438	.295	486-731	.665	381-762-1240	38.8	631	461	543	165	237	2287-71.5
	32	766-1881	.407	179-569	.315	507-731	.694	406-674-1080	33.8	632	373	464	115	296	2218-69.3
1998-99	30	765-1721	.445	178-525	.339	410-621	.660	318-575-967	32.2	599	447	472	86	264	2118-70.6
	30	766-1663	.461	199-554	.359	469-705	.665	393-678-1071	35.7	566	429	523	121	241	2200-73.3
1999-00	29	656-1591	.412	175-490	.357	387-566	.684	319-655-1075	37.1	483	352	449	120	153	1874-64.6
	29	750-1758	.427	194-535	.363	342-536	.638	395-648-1043	36.0	509	404	341	128	238	2036-70.2
2000-01	30	742-1739	.427	148-464	.319	453-675	.671	396-701-1097	36.6	600	389	448	103	186	2085-69.5
	30	795-1756	.453	219-515	.395	456-688	.696	364-697-1061	35.4	580	420	389	131	226	2288-76.3
2001-02	29	759-1765	.430	169-503	.336	395-602	.656	450-676-1126	38.8	537	382	476	102	222	2082-71.8
	29	753-1709	.441	223-612	.364	417-589	.708	361-655-1016	35.0	573	429	461	122	247	2146-74.0
2002-03	29	748-1662	.432	186-559	.333	352-524	.672	308-696-1004	34.6	550	404	432	130	273	1974-68.1
	29	650-1662	.391	209-618	.338	421-571	.737	364-705-1069	36.9	531	388	473	93	200	1930-66.6
2003-04	33	815-1860	.438	296-788	.376	433-631	.686	387-805-1192	36.1	627	493	519	124	291	2359-71.5
	33	739-1844	.401	245-762	.322	425-645	.659	401-752-1153	34.9	611	408	538	95	231	2148-65.1
2004-05	31	756-1671	.452	200-557	.359	416-626	.665	309-719-1028	33.2	601	394	496	100	216	2128-68.6
	31	746-1736	.430	229-677	.338	449-667	.673	368-702-1070	34.5	599	402	454	97	251	2170-70.0
2005-06	30	806-1681	.479	184-490	.376	506-719	.704	338-681-1091	34.0	564	409	482	72	262	2302-76.7
	30	718-1666	.431	225-633	.355	416-576	.722	335-631-966	32.2	625	384	545	83	204	2077-69.2
2006-07	35	936-1947	.481	237-624	.380	498-657	.758	375-729-1104	31.5	627	433	513	116	276	2607-74.5
	35	873-1934	.451	216-647	.334	452-643	.703	412-696-1108	31.7	659	450	564	115	222	2414-69.0
2007-08	34	844-1905	.443	234-665	.352	529-684	.773	373-778-1151	33.9	641	375	519	130	290	2451-72.1
	34	829-1913	.433	230-664	.346	458-661	.693	397-740-1137	33.4	657	435	536	111	205	2346-69.0
2008-09	35	820-1866	.435	216-631	.342	536-739	.725	399-854-1253	35.8	657	423	548	202	284	2392-68.3
	35	771-1994	.387	239-731	.327	490-712	.688	468-753-1221	34.9	665	367	534	104	245	2271-64.9
2009-10	32	783-1733	.452	186-556	.336	431-669	.644	406-805-1211	37.8	575	446	528	200	267	2183-68.2
	32	660-1752	.377	203-619	.328	409-609	.672	385-659-1044	32.6	595	312	513	78	254	1932-60.4
2010-11	34	827-1903	.435	212-634	.334	482-725	.665	422-910-1332	29.2	651	423	541	203	288	2348-69.1
	34	696-1918	.363	233-761	.306	484-696	.695	403-764-1167	34.3	675	383	517	109	251	2109-62.0
2011-12	35	877-1923	.456	216-611	.354	473-669	.707	404-869-1273	36.4	653	427	565	213	265	2443-69.8
	35	749-1965	.381	221-715	.309	482-674	.715	430-738-1168	33.4	643	379	531	114	269	2201-62.9
2012-13	34	780-1758	.444	196-563	.348	522-710	.735	322-730-1052	30.9	601	385	497	112	210	2278-67.0
	34	825-1886	.437	225-612	.368	454-656	.692	422-720-1142	33.6	648	443	465	103	244	2331-68.6
2013-14	36	873-1873	.466	191-502	.380	617-855	.722	392-864-1256	34.9	650	385	512	191	213	2554-70.9
	36	824-2065	.399	228-694	.329	515-747	.691	482-734-1216	33.8	746	402	453	129	239	2392-66.4
2014-15	33	763-1669	.457	147-470	.313	524-783	.669	328-781-1109	33.6	612	380	478	157	181	2199-66.6
	33	766-1825	.420	193-594	.325	485-692	.701	366-703-1069	32.4	670	395	393	85	205	2210-67.0
2015-16	34	948-2042	.464	220-645	.341	536-771	.695	389-868-1257	37.0	656	453	441	139	243	2652-78.0
	34	875-1981	.442	265-733	.362	501-728	.695	342-798-1140	33.5	669	447	464	103	180	2516-74.0
2016-17	35	1036-2146	.483	233-671	.347	568-824	.689	409-915-1324	37.8	684	511	415	180	259	2873-82.1
	35	857-2060	.416	259-743	.349	550-769	.715	388-802-1190	34.0	690	424	494	104	176	2523-72.1
2017-18	35	994-2125	.468	273-781	.350	543-786	.691	398-924-1322	37.8	653	523	456	186	241	2806-80.2
	35	887-2129	.417	285-802	.355	492-689	.714	302-836-1228	35.1	658	432	495	104	204	2551-72.9
2018-19	37	960-2171	.442	272-819	.332	579-778	.744	423-968-1391	37.6	705	475	492	161	266	2771-74.9
	37	842-2067	.407	269-803	.335	532-737	.722	358-865-1223	33.11	682	369	528	113	203	2485-67.2



Toney Douglas helped lead Florida State to its first ever ACC Tournament Championship Game appearance (2009), was an All-ACC First Team selection and the ACC Defensive Player of the Year in 2009 and was a first round pick of the Los Angeles Lakers in the 2009 NBA Draft.



Deividas Dulkys made an ACC school record eight 3-point shots in scoring 32 points against North Carolina on Jan. 14, 2012. He helped lead Florida State to its first ACC Championship, also, in 2009.



## INDIVIDUAL ACC RECORDS

### FSU INDIVIDUAL RECORDS IN ACC GAMES

#### POINTS

45, Al Thornton at Miami, March 3, 2007  
 37, Ron Hale at Wake Forest, Jan. 4, 2000  
 37, Al Thornton at Boston College, Jan. 14, 2006  
 37, Al Thornton at Duke, Feb. 4, 2006  
 35, Bob Sura at Duke, Jan. 22, 1994  
 35, Xavier Rathan-Mayes at North Carolina, Jan. 24, 2015  
 35, Xavier Rathan-Mayes at Miami, Feb. 25, 2015  
 34, Sam Cassell at Wake Forest, Jan. 11, 1992  
 34, Bob Sura at Maryland, Feb. 13, 1993  
 33, Tim Pickett vs. Georgia Tech, Feb. 3, 2004  
 32, Toney Douglas vs. North Carolina, Jan. 28, 2009  
 32, Deividas Dulkys vs. North Carolina, Jan. 14, 2012  
 31, Bob Sura vs. NC State, Feb. 16, 1994  
 31, Ron Hale vs. Clemson, Jan. 12, 1999  
 30, Sam Cassell at Clemson, Jan. 20, 1993  
 30, Bob Sura vs. Virginia, Jan. 4, 1995  
 30, Tim Pickett vs. North Carolina, Jan. 22, 2004  
 30, Von Wafer vs. Wake Forest, Jan. 18, 2005  
 30, Al Thornton at Virginia, Feb. 17, 2007  
 30, Toney Douglas at Miami, Jan. 21, 2009  
 30, Xavier Rathan-Mayes vs. Clemson, March 11, 2015  
 30, Xavier Rathan-Mayes vs. North Carolina, Jan. 4, 2016  
 30, Terance Mann vs. Georgia Tech, Jan. 24, 2018

#### FIELD GOALS MADE

17, Al Thornton at Duke, Feb. 4, 2006  
 16, Al Thornton at Miami, March 3, 2007  
 15, Al Thornton at Boston College, Jan. 14, 2006  
 14, Sam Cassell at Maryland, Feb. 5, 1992  
 14, Bob Sura at Duke, Jan. 22, 1994  
 14, Xavier Rathan-Mayes at North Carolina, Jan. 24, 2015  
 13, Sam Cassell at Wake Forest, Jan. 11, 1992  
 13, Bob Sura at Maryland, Feb. 13, 1993  
 13, Corey Louis at North Carolina, Jan. 25, 1995  
 12, Sam Cassell at Clemson, Jan. 20, 1993  
 12, Bob Sura vs. NC State, Feb. 16, 1994  
 12, Al Thornton vs. Maryland, Jan. 30, 2007  
 12, Al Thornton at Virginia, Feb. 17, 2007  
 12, Derwin Kitchen vs. Maryland, Feb. 4, 2010  
 12, Deividas Dulkys vs. North Carolina, Jan. 14, 2012  
 11, Doug Edwards vs. Maryland, Jan. 13, 1993  
 11, Doug Edwards vs. Virginia, Feb. 8, 1993  
 11, Chuck Graham at North Carolina, Jan. 26, 1994  
 11, Ron Hale at Wake Forest, Jan. 4, 2000  
 11, Damous Anderson at Georgia Tech, Feb. 21, 2000  
 11, Monte Cummings at North Carolina, Feb. 17, 2002  
 11, Tim Pickett at Wake Forest, Jan. 26, 2003  
 11, Toney Douglas vs. Wake Forest, Feb. 11, 2008  
 11, Dwayne Bacon at Virginia, Dec. 31, 2016  
 11, Phil Cofer at Duke, Dec. 30, 2017

#### FIELD GOALS ATTEMPTED

32, Al Thornton at Duke, Feb. 4, 2006  
 27, Bob Sura at Duke, Jan. 22, 1994  
 26, Xavier Rathan-Mayes at North Carolina, Jan. 24, 2015  
 24, Sam Cassell at Wake Forest, Jan. 11, 1992  
 24, Bob Sura at Maryland, Feb. 13, 1993  
 24, Bob Sura at Wake Forest, Jan. 7, 1995  
 24, Al Thornton at Miami, March 3, 2007  
 23, Sam Cassell at Maryland, Feb. 5, 1992  
 23, James Collins vs. Maryland, Jan. 10, 1995  
 23, Al Thornton vs. Maryland, Jan. 30, 2007  
 23, Toney Douglas vs. Duke, Jan. 10, 2009  
 22, Bob Sura vs. Clemson, Feb. 20, 1993  
 22, Jason Rich vs. Wake Forest, Feb. 14, 2008  
 21, Sam Cassell vs. Virginia, Jan. 4, 1992  
 21, Ron Hale vs. NC State, Jan. 23, 1999

#### FIELD GOAL PERCENTAGE (MINIMUM 5 FGM)

1.000, Rodney Dobard (6-6) at Georgia Tech, Jan. 23, 1992  
 1.000, Kirk Luchman (6-6) vs. Georgia Tech, Feb. 28, 1996  
 1.000, Monte Cummings (6-6) at Georgia Tech, Jan. 27, 2001  
 1.000, Mike Mathews (6-6) vs. Wake Forest, Feb. 10, 2001

1.000, Montay Brandon (7-7) vs. Miami, Feb. 1, 2015  
 1.000, Boris Bojanovsky (5-5) at Syracuse, Jan. 11, 2015  
 1.000, Malik Beasley (7-7) vs. Pittsburgh, Jan. 23, 2016  
 1.000, Christ Koumadje (6-6) at NC State, Feb. 25, 2018  
 .909, Doug Edwards (10-11) vs. NC State, March 13, 1992  
 .889, Terrell Baker (8-9) vs. NC State, Jan. 28, 1998  
 .875, Rodney Dobard (7-8) vs. NC State, Jan. 25, 1992  
 .875, Bob Sura (7-8) vs. NC State, Jan. 16, 1993  
 .875, Corey Louis (7-8) vs. Clemson, Jan. 11, 1997  
 .857, Rodney Dobard (6-7) at Maryland, Jan. 18, 1992  
 .857, Sam Cassell (12-14) at Clemson, Jan. 20, 1993  
 .857, Uche Echeu (6-7) at NC State, Jan. 13, 2009  
 .857, Delvon Arrington (6-7) vs. Georgia Tech, Feb. 11, 1999  
 .857, Michael Snaer (6-7) at Georgia Tech, Feb. 10, 2011  
 .857, Deividas Dulkys (12-14) vs. North Carolina, Jan. 14, 2014  
 .857, Christ Koumadje (6-7) vs. Miami, Jan. 27, 2018  
 .833, Okaro White (5-6) at Virginia, Jan. 18, 2014

#### THREE-POINTERS MADE

8, Deividas Dulkys vs. North Carolina, Jan. 14, 2012  
 7, Andrew Wilson at North Carolina, Feb. 22, 2004  
 7, Von Wafer vs. Wake Forest, Jan. 18, 2005  
 7, Toney Douglas at Miami, Jan. 21, 2009  
 7, Andrew Wilson vs. Virginia, Feb. 18, 2006  
 7, Xavier Rathan-Mayes vs. North Carolina, Jan. 4, 2016  
 6, Sam Cassell at Wake Forest, Jan. 11, 1992  
 6, Sam Cassell vs. Georgia Tech, Feb. 15, 1992  
 6, Sam Cassell at Clemson, Jan. 20, 1993  
 6, Tim Pickett at Virginia, Jan. 29, 2003  
 6, Tim Pickett vs. Virginia, March 1, 2003  
 6, Tim Pickett vs. Georgia Tech, Feb. 3, 2004  
 6, Tim Pickett vs. Duke, Feb. 29, 2004  
 6, Tim Pickett vs. NC State, March 12, 2004  
 6, Ian Miller vs. Maryland, Jan. 12, 2014  
 6, Aaron Thomas vs. Virginia Tech, Feb. 5, 2014  
 6, Xavier Rathan-Mayes at Miami, Feb. 25, 2015  
 6, Devon Bookert at Clemson, Jan. 2, 2016  
 6, Dwayne Bacon at Virginia, Dec. 31, 2016  
 6, Dwayne Bacon vs. Clemson, Feb. 5, 2010  
 6, Phil Cofer at Duke, Dec. 30, 2017  
**6, M.J. Walker at Miami, Jan. 27, 2019**  
 5, Chuck Graham vs. North Carolina, Feb. 27, 1992  
 5, Sam Cassell vs. North Carolina, Feb. 27, 1992  
 5, Bob Sura at Wake Forest, Feb. 10, 1994  
 5, Chuck Graham at Wake Forest, Feb. 10, 1994  
 5, Chuck Graham at North Carolina, Feb. 26, 1994  
 5, James Collins vs. Clemson, Jan. 17, 1996  
 5, James Collins at Clemson, Feb. 17, 1996  
 5, James Collins at North Carolina, Feb. 24, 1996  
 5, Geoff Brower at North Carolina, Feb. 24, 1996  
 5, James Collins vs. Wake Forest, March 7, 1997  
 5, Adrian Crawford at Virginia, Dec. 1, 1998  
 5, Von Wafer at Miami (Fla.), Jan. 15, 2003  
 5, Von Wafer at NC State, Jan. 26, 2005  
 5, Deividas Dulkys at North Carolina, Feb. 24, 2010  
 5, Michael Snaer vs. Georgia Tech, Feb. 1, 2012  
 5, Ian Miller at Virginia, March 1, 2012  
 5, Michael Snaer vs. Clemson, March 4, 2012  
 5, Xavier Rathan-Mayes at North Carolina, Jan. 24, 2015  
 5, Phil Cofer at Clemson, Feb. 28, 2018  
 5, PJ Savoy vs. Pittsburgh, Feb. 18, 2018  
 5, Braian Angola at Duke, Dec. 30, 2017

#### THREE-POINTERS ATTEMPTED

14, Toney Douglas at Miami, Jan. 21, 2009  
 13, James Collins at Clemson, Feb. 17, 1996  
 13, Tim Pickett at North Carolina, Feb. 22, 2004  
 12, Sam Cassell at North Carolina, Jan. 27, 1993  
 12, Bob Sura vs. North Carolina, Feb. 27, 1993  
 12, James Collins vs. Wake Forest, Jan. 6, 1996  
 12, James Collins vs. Clemson, Jan. 11, 1997  
 12, Tim Pickett vs. Duke, Feb. 29, 2004  
 12, Von Wafer vs. Wake Forest, Jan. 18, 2005  
 12, Isiah Swann vs. North Carolina, Feb. 3, 2008

12, Braian Angola at Duke, Dec. 30, 2017  
 11, Sam Cassell at Wake Forest, Jan. 11, 1992  
 11, Bob Sura vs. Maryland, Jan. 10, 1995  
 11, James Collins vs. Maryland, Jan. 10, 1995  
 11, Tim Pickett at Georgia Tech, Jan. 14, 2003  
 11, Tim Pickett at Wake Forest, Jan. 26, 2003  
 11, Tim Pickett vs. Virginia, March 1, 2003  
 11, Tim Pickett at Clemson, Jan. 13, 2004  
 11, Andrew Wilson vs. Virginia, Feb. 18, 2006  
 11, Deividas Dulkys at North Carolina, Feb. 24, 2010  
 11, Xavier Rathan-Mayes at North Carolina, Jan. 24, 2015  
 11, Xavier Rathan-Mayes at Miami, Feb. 25, 2015

#### 3-POINT PERCENTAGE (MINIMUM 3 FGM)

1.000, Sam Cassell (6-6) at Clemson, Jan. 20, 1993  
 1.000, Geoff Brower (5-5) at North Carolina, Feb. 24, 1996  
 1.000, Adrian Crawford (4-4) vs. Wake Forest, Jan. 20, 1999  
 1.000, Delvon Arrington (3-3) at Virginia, Jan. 16, 2001  
 1.000, Adrian Crawford (4-4) at North Carolina, Feb. 22, 2001  
 1.000, Michael Joiner (3-3) vs. Virginia, March 1, 2003  
 1.000, Derwin Kitchen (3-3) at Virginia Tech, Feb. 21, 2009  
 1.000, Solomo Alabi (8-8) at Boston College, Feb. 24, 2009  
 1.000, Toney Douglas (3-3) at Virginia Tech, Jan. 29, 2008  
 1.000, Derwin Kitchen (3-3) vs. Maryland, Feb. 4, 2010  
 1.000, Derwin Kitchens (3-3) vs. Boston College, Jan. 22, 2011  
 1.000, Michael Snaer (4-4) at Wake Forest, Jan. 25, 2012  
 1.000, Devon Bookert (4-4) vs. Georgia Tech, March 2, 2014  
 1.000, Devon Bookert (3-3) at Virginia Tech, Feb. 7, 2015  
 1.000, Devon Bookert (4-4) at NC State, Jan. 13, 2016  
 1.000, Malik Beasley (3-3) vs. Virginia, Jan. 17, 2016  
 1.000, Braian Angola (3-3) vs. Clemson, Feb. 5, 2017  
 1.000, Brandon Allen (3-3) vs. Clemson, Feb. 5, 2017  
 1.000, Mfondu Kabengele (4-4) at Syracuse, Feb. 5, 2019  
 1.000, Devin Vassell (3-3) vs. Notre Dame, Feb. 25, 2019

#### FREE THROWS MADE

15, Al Thornton vs. Duke, March 1, 2006  
 14, Toney Douglas at Miami, Jan. 21, 2008  
 14, Doug Edwards vs. Clemson, Feb. 8, 1992  
 13, Toney Douglas vs. North Carolina, Jan. 28, 2009  
 12, Al Thornton at Clemson, Feb. 7, 2007  
 11, Doug Edwards at NC State, Feb. 10, 1992  
 11, Ron Hale at Wake Forest, Jan. 4, 2000  
 11, Tim Pickett vs. North Carolina, Jan. 22, 2004  
 11, Al Thornton vs. Wake Forest, Jan. 27, 2007  
 11, Al Thornton at Miami, March 3, 2007  
 11, Toney Douglas vs. Clemson, Feb. 19, 2008  
 11, Aaron Thomas at Pittsburgh, Feb. 23, 2014  
**11, Trent Forrest at Pittsburgh, Jan. 14, 2019**  
 10, Sam Cassell vs. Clemson, Feb. 20, 1993  
 10, Scott Shepard vs. Maryland, Feb. 10, 1996  
 10, James Collins at Maryland, March 4, 1996  
 10, Ron Hale vs. Maryland, Feb. 29, 1997  
 10, Monte Cummings vs. Georgia Tech, March 2, 2002  
 10, Anthony Richardson at Georgia Tech, Jan. 14, 2003  
 10, Alexander Johnson vs. Duke, March 1, 2006  
 10, Alexander Johnson vs. Clemson, Feb. 1, 2006  
 10, Okaro White vs. North Carolina, Jan. 12, 2013  
 10, Okaro White vs. Maryland, Jan. 30, 2013  
 10, Okaro White vs. Georgia Tech, March 2, 2014  
 10, Terance Mann vs. Georgia Tech, Jan. 24, 2018  
 9, Bob Sura vs. Virginia, Feb. 8, 1993  
 9, Doug Edwards at Maryland, Feb. 13, 1993  
 9, Bob Sura at Duke, Feb. 24, 1993  
 9, Bob Sura vs. Virginia, Jan. 4, 1995  
 9, Bob Sura vs. NC State, Jan. 15, 1995  
 9, Ron Hale vs. Georgia Tech, Feb. 11, 1999  
 9, Alexander Johnson vs. Clemson, Jan. 12, 2005  
 9, Xavier Rathan-Mayes at Miami, Feb. 25, 2015  
 9, Mfondu Kabengele vs. Pitt, Feb. 18, 2018

#### FREE THROWS ATTEMPTED

16, Al Thornton vs. Duke, March 1, 2006  
 15, Ron Hale vs. Maryland, Feb. 29, 1997

## INDIVIDUAL ACC RECORDS

### FSU INDIVIDUAL RECORDS IN ACC GAMES

15, Al Thornton at Clemson, Feb. 7, 2007  
 15, Toney Douglas vs. Miami, Jan. 21, 2009  
 14, Doug Edwards vs. Clemson, Feb. 8, 1992  
 14, Doug Edwards at Maryland, Feb. 13, 1993  
 14, Toney Douglas vs. Clemson, Feb. 19, 2008  
 14, Toney Douglas vs. North Carolina, Jan. 28, 2009  
 13, Bob Sura vs. Virginia, Feb. 8, 1993  
 13, Bob Sura vs. Maryland, Feb. 12, 1994  
 13, Tim Pickett vs. North Carolina, Jan. 22, 2004  
 13, Alexander Johnson vs. Duke, March 1, 2006  
 13, Al Thornton vs. Wake Forest, Jan. 27, 2007  
 12, Doug Edwards at NC State, Feb. 10, 1992  
 12, Bob Sura vs. NC State, March 13, 1992  
 12, Bob Sura vs. NC State, Jan. 15, 1995  
 12, Ron Hale at Wake Forest, Jan. 4, 2000  
 12, Ralph Mims vs. Miami, March 8, 2008  
 12, Toney Douglas vs. Miami, March 8, 2008  
 12, Toney Douglas at Clemson, Feb. 5, 2009  
 12, Devon Bookert vs. NC State, March 9, 2013  
 12, Aaron Thomas at Pittsburgh, Feb. 23, 2014  
 12, Devon Bookert vs. Duke, Feb. 9, 2015  
 12, Terance Mann vs. Georgia Tech, Jan. 24, 2018  
**12, Trent Forrest at Pittsburgh, Jan. 24, 2019**

### FREE THROW PERCENTAGE (MINIMUM 7 FTM)

1.000, Doug Edwards (14-14) vs. Clemson, Feb. 8, 1992  
 1.000, Randell Jackson (7-7) vs. Virginia, Feb. 28, 1998  
 1.000, Ron Hale (8-8) vs. NC State, Jan. 23, 1999  
 1.000, Ron Hale (7-7) at Maryland, Jan. 27, 1999  
 1.000, Ron Hale (9-9) vs. Georgia Tech, Feb. 11, 1999  
 1.000, Antwan Dixon (8-8) vs. Virginia, Feb. 26, 2000  
 1.000, Anthony Richardson (10-10) at Ga. Tech, Jan. 14, 2003  
 1.000, Tim Pickett (8-8) vs. Virginia, March 1, 2003  
 1.000, Tim Pickett (7-7) vs. Georgia Tech, Feb. 3, 2004  
 1.000, Alexander Johnson (7-7) vs. Virginia, Feb. 18, 2006  
 1.000, Al Thornton (9-9) at Boston College, Jan. 23, 2007  
 1.000, Al Thornton (11-11) at Miami, March 3, 2007  
 1.000, Ian Miller (8-8) vs. Maryland, Jan. 17, 2012  
 1.000, Luke Loucks (8-8) vs. Miami, March 9, 2012  
 1.000, Okaro White (10-10) vs. Maryland, Jan. 30, 2013  
 1.000, Michael Snaer (8-8) vs. Wake Forest, Feb. 26, 2013  
 1.000, Okaro White (7-7) vs. Clemson, March 14, 2013  
 1.000, Aaron Thomas (8-8) at Virginia, Jan. 18, 2014  
 1.000, Okaro White (9-9) vs. Virginia Tech, Feb. 5, 2014  
 1.000, Montay Brandon (7-7) at Maryland, Feb. 8, 2014  
 1.000, Jonathan Isaac (7-7) vs. Louisville, Jan. 21, 2017  
 1.000, Jonathan Isaac (7-7) vs. Notre Dame, Jan. 18, 2017  
 1.000, Braian Angola (8-8) vs. Miami (Jan. 27, 2018)

### OFFENSIVE REBOUNDS

9, Bernard James at Virginia Tech, Jan. 10, 2012  
 8, Corey Louis at Virginia, Feb. 4, 1995  
 7, Doug Edwards at Virginia, Jan. 6, 1993  
 7, Doug Edwards vs. Duke, Jan. 24, 1993  
 7, Doug Edwards at North Carolina, Jan. 27, 1993  
 7, Doug Edwards vs. NC State, Feb. 10, 1993  
 7, Doug Edwards vs. Clemson, March 12, 1993  
 7, Corey Louis vs. Clemson, Feb. 18, 1995  
 7, Kirk Luchman at Wake Forest, Jan. 25, 1997  
 7, Ron Hale vs. NC State, Jan. 23, 1999  
 7, Michael Joiner at NC State, Feb. 25, 2001  
 7, Nigel Dixon vs. Georgia Tech, March 2, 2002  
 7, Al Thornton at Maryland, Dec. 19, 2004  
 7, Al Thornton vs. Duke, Feb. 4, 2006  
 6, Doug Edwards vs. Georgia Tech, Jan. 31, 1993  
 6, Randell Jackson at Georgia Tech, Jan. 15, 1997  
 6, Nigel Dixon vs. Duke, Jan. 6, 2002  
 6, Nigel Dixon vs. Maryland, Feb. 27, 2002  
 6, Ryan Reid vs. North Carolina, March 4, 2008  
 6, Okaro White vs. North Carolina, Jan. 14, 2012  
 6, Bernard James vs. Clemson, March 4, 2012  
 6, Okaro White at Maryland, Jan. 9, 2013

### DEFENSIVE REBOUNDS

12, Rodney Dobard at North Carolina, Dec. 15, 1991  
 12, Michael Joiner at Wake Forest, Jan. 9, 2001  
 11, Bob Sura vs. NC State, Jan. 15, 1995  
 11, Tim Pickett vs. North Carolina, Dec. 22, 2002  
 11, Al Thornton at Maryland, Feb. 21, 2007  
 10, Oliver Simmons at NC State, Feb. 2, 2000  
 10, Tim Pickett at Duke, Jan. 29, 2004  
 10, Adam Waleskowski at Maryland, Dec. 19, 2004  
 10, Alexander Johnson vs. Virginia, Feb. 18, 2006  
 10, Al Thornton at Virginia, Feb. 17, 2007  
 10, Uche Echefu vs. Miami, Feb. 18, 2009  
 10, Uche Echefu at Duke, March 3, 2009  
 10, Derwin Kitchen at NC State, March 6, 2011  
 10, Chris Singleton at Georgia Tech, Feb. 10, 2011  
 10, Aaron Thomas at Wake Forest, Feb. 15, 2014  
 10, Montay Brandon at Pittsburgh, Feb. 23, 2014  
 10, Montay Brandon vs. Georgia Tech, March 2, 2014  
 10, Jonathan Isaac vs. Louisville, Jan. 21, 2017  
 9, Doug Edwards at Georgia Tech, Jan. 23, 1992  
 9, Bob Sura vs. Maryland, Jan. 10, 1995  
 9, Kirk Luchman vs. Wake Forest, March 1, 1997  
 9, Corey Louis at Virginia, Feb. 4, 1998  
 9, Delvon Arrington at Maryland, Feb. 14, 2001  
 9, Delvon Arrington vs. Georgia Tech, Feb. 28, 2001  
 9, Tim Pickett at Virginia, Jan. 18, 2004  
 9, Tim Pickett at North Carolina, Feb. 22, 2004  
 9, Chris Singleton at Maryland, Jan. 10, 2010  
 9, Derwin Kitchen vs. Duke, Jan. 12, 2011  
 9, Okaro White at Georgia Tech, Feb. 5, 2013  
 9, Dwayne Bacon at Boston College, Jan. 26, 2016  
 9, Jonathan Isaac at Syracuse, Jan. 28, 2017  
 9, Christ Koumadje at Georgia Tech, Feb. 16, 2019

### TOTAL REBOUNDS

17, Michael Joiner at Wake Forest, Jan. 9, 2001  
 16, Al Thornton at Virginia, Feb. 17, 2007  
 15, Rodney Dobard at Maryland, Jan. 18, 1992  
 15, Bernard James at Virginia Tech, Jan. 10, 2012  
 15, Doug Edwards vs. Clemson, March 12, 1993  
 15, Al Thornton at Duke, Feb. 4, 2006  
 15, Al Thornton at Maryland, Feb. 21, 2007  
 14, Dwayne Bacon at Boston College, Jan. 26, 2016  
 14, Jarquez Smith vs. Virginia Tech, March 9, 2016  
 14, Adam Waleskowski at Maryland, Dec. 19, 2004  
 14, Chris Singelton at Maryland, Jan. 10, 2010  
 13, Doug Edwards at Maryland, Jan. 18, 1992  
 13, Doug Edwards vs. Maryland, Feb. 5, 1992  
 13, Bob Sura at Virginia, Feb. 4, 1995  
 13, Al Thornton at Maryland, Dec. 19, 2004  
 13, Alexander Johnson vs. Virginia, Feb. 18, 2006  
 13, Alexander Johnson vs. Duke, March 1, 2006  
 13, Al Thornton vs. Miami, March 5, 2006  
 13, Derwin Kitchen at NC State, Feb. 6, 2011  
 12, Rodney Dobard at North Carolina, Dec. 15, 1991  
 12, Doug Edwards vs. Virginia, Jan. 4, 1992  
 12, Rodney Dobard vs. Maryland, Feb. 5, 1992  
 12, Doug Edwards vs. North Carolina, Feb. 27, 1992  
 12, Bob Sura vs. NC State, Jan. 15, 1995  
 12, Corey Louis at Virginia, Feb. 4, 1995  
 12, Randell Jackson vs. Wake Forest, March 1, 1997  
 12, Nigel Dixon vs. Duke, Jan. 6, 2002  
 12, Montay Brandon at Pittsburgh, Feb. 23, 2014  
 12, Montay Brandon vs. Georgia Tech, March 2, 2014  
 12, Jonathan Isaac at North Carolina, Jan. 14, 2017  
 12, Jonathan Isaac at Syracuse, Jan. 28, 2017  
 12, Mifiondu Kabengele at Miami, Jan. 7, 2018  
 12, Ike Obuagu vs. Boston College, March 3, 2018  
 12, Christ Koumadje at Georgia Tech, Feb. 16, 2019  
 12, Christ Koumadje vs. Wake Forest, Feb. 13, 2019

### ASSISTS

13, Delvon Arrington at Georgia Tech, Jan. 9, 1999  
 13, Luke Loucks vs. North Carolina, March 11, 2012  
 12, Bob Sura vs. NC State, Jan. 15, 1995

11, Charlie Ward at Georgia Tech, Jan. 23, 1992  
 11, Xavier Rathan-Mayes at Virginia Tech, Feb. 7, 2015  
 10, Charlie Ward vs. NC State, Jan. 16, 1993  
 10, Kerry Thompson vs. North Carolina, Jan. 22, 1997  
 10, Delvon Arrington at Georgia Tech, Jan. 19, 2000  
 10, Delvon Arrington vs. Georgia Tech, Feb. 21, 2000  
 10, Delvon Arrington vs. North Carolina, Feb. 23, 2000  
 10, Delvon Arrington at Maryland, March 1, 2000  
 10, Delvon Arrington vs. Duke, Jan. 6, 2002  
 10, Derwin Kitchen at Duke, Jan. 27, 2010  
**10, Trent Forrest, at Syracuse, Feb. 5, 2019**

### BLOCKED SHOTS

9, Corey Louis vs. Maryland, Jan. 10, 1995  
 7, Rodney Dobard vs. Maryland, Jan. 13, 1993  
 7, Solomon Alabi vs. Boston College, Feb. 14, 2010  
 7, Jonathan Isaac vs. Notre Dame, Jan. 11, 2017  
 7, Ike Obiagu vs. Boston College, March 3, 2018  
 6, Rodney Dobard at Wake Forest, Jan. 9, 1993  
 6, Rodney Dobard at North Carolina, Jan. 27, 1993  
 6, Rodney Dobard at NC State, Feb. 17, 1993  
 6, Randell Jackson vs. Virginia, Feb. 28, 1998  
 6, David Anderson vs. Duke, Jan. 21, 2000  
 6, Delvon Arrington at Georgia Tech, Jan. 27, 2001  
 6, Okaro White at Maryland, Jan. 9, 2013  
 6, Boris Bojanovsky at Wake Forest, Feb. 15, 2014  
 6, Boris Bojanovsky vs. Notre Dame, March 27, 2016  
 6, Ike Obiagu at NC State, Feb. 25, 2018  
 5, Rodney Dobard at Duke, Feb. 24, 1993  
 5, Randell Jackson vs. Wake Forest, Jan. 6, 1996  
 5, Corey Louis vs. North Carolina, Jan. 24, 1996  
 5, Corey Louis vs. Maryland, Feb. 10, 1996  
 5, Karim Shabazz at Virginia, Dec. 1, 1998  
 5, Mike Mathews vs. Virginia, Feb. 17, 2001  
 5, Anthony Richardson vs. Georgia Tech, Feb. 15, 2003  
 5, Alexander Johnson vs. Virginia, Feb. 18, 2006  
 5, Solomon Alabi at Clemson, Feb. 7, 2009  
 5, Chris Singleton vs. Maryland, Jan. 17, 2009  
 5, Bernard James vs. Virginia, Feb. 12, 2011  
 5, Deividas Dulkys at Virginia Tech, Jan. 10, 2012  
 5, Bernard James vs. Duke, Feb. 23, 2012  
 5, Bernard James vs. North Carolina, March 11, 2012  
 5, Christ Koumadj at Pittsburgh, Jan. 14, 2019

### STEALS

9, Bob Sura at Georgia Tech, March 2, 1995  
 8, Charlie Ward at Wake Forest, Jan. 11, 1992  
 7, Delvon Arrington at Clemson, Feb. 23, 2002  
 6, Charlie Ward vs. Clemson, Feb. 8, 1992  
 6, James Collins vs. NC State, Feb. 14, 1996  
 6, Kerry Thompson vs. Maryland, Jan. 29, 1997  
 6, Delvon Arrington at Georgia Tech, Jan. 27, 2001  
 6, Ralph Mims vs. Duke, Jan. 16, 2008  
 6, Toney Douglas vs. Virginia, Jan. 23, 2008  
 6, Toney Douglas vs. Georgia Tech, Feb. 5, 2009  
 5, Charlie Ward at Clemson, Feb. 16, 1994  
 5, Bob Sura vs. Duke, Jan. 21, 1995  
 5, Kerry Thompson at NC State, Jan. 3, 1998  
 5, Delvon Arrington at North Carolina, Jan. 22, 1999  
 5, Delvon Arrington vs. Virginia, Jan. 30, 1999  
 5, Delvon Arrington at North Carolina, Feb. 7, 1999  
 5, Delvon Arrington at North Carolina, Jan. 22, 2000  
 5, Tim Pickett at Georgia Tech, Jan. 14, 2003  
 5, Tim Pickett at Georgia Tech, Feb. 25, 2004  
 5, Tim Pickett at Georgia Tech, March 6, 2004  
 5, Isaiah Swann at Virginia Tech, Feb. 25, 2006  
 5, Derwin Kitchen vs. Duke, Jan. 10, 2009  
 5, Derwin Kitchen vs. Wake Forest, March 3, 2010  
 5, Chris Singelton vs. Boston College, Feb. 14, 2010  
 5, Chris Singelton at Clemson, Jan. 29, 2011  
 5, Michael Snaer vs. Georgia Tech, Feb. 2, 2012  
 5, Braian Angola at Miami, Jan. 7, 2018  
 5, PJ Savoy at Virginia, Jan. 5, 2019  
 5, Trent Forrest vs. Louisville, Feb. 9, 2019



## TEAM ACC RECORDS

### FSU TEAM RECORDS IN ACC GAMES

#### MOST POINTS IN A GAME

111, vs. Wake Forest, Feb. 10, 1993  
 110, vs. North Carolina, Feb. 27, 1992  
 109, vs. Clemson, Feb. 5, 2012  
 108, vs. Georgia Tech, Feb. 11, 1999  
 105, vs. Maryland, Jan. 13, 1993  
 104, vs. Boston College, Feb. 20, 2017  
 103, vs. Miami, Jan. 27, 2018 (OT)  
 102, vs. Clemson, Feb. 8, 1992  
 102, vs. Clemson, Feb. 20, 1993  
 100, vs. Virginia, Feb. 6, 1994  
 101, vs. Syracuse, Jan. 13, 2018 (2 OT)  
 100, vs. Maryland, Feb. 10, 1996  
 99, vs. Virginia, Feb. 8, 1993  
 98, vs. NC State, Jan. 25, 1992  
 96, vs. Georgia Tech, Jan. 31, 1993  
 96, at Duke, Feb. 4, 2006  
 93, vs. NC State, March 13, 1992

#### FIRST HALF POINTS

57, vs. Wake Forest, Feb. 10, 1993  
 55, vs. Boston College, Feb. 20, 2017  
 53, vs. Clemson, Feb. 20, 1993  
 52, vs. NC State, Jan. 15, 1995  
 51, vs. Clemson, Feb. 8, 1992  
 51, vs. Georgia Tech, Jan. 31, 1993  
 51, vs. Clemson, Feb. 5, 2017  
 50, at Clemson, March 3, 2001  
 50, vs. North Carolina, Jan. 22, 2006  
 49, at NC State, Feb. 10, 1992  
 49, vs. Maryland, Jan. 30, 2007  
 48, at North Carolina, Feb. 24, 2010  
 47, vs. Virginia, Feb. 6, 1994  
 47, at Virginia, Jan. 11, 2006  
 47, vs. Miami, Jan. 20, 2007  
 46, at North Carolina, Dec. 15, 1991  
 46, vs. North Carolina, Feb. 27, 1992  
 46, at North Carolina, Feb. 24, 1996  
 46, vs. North Carolina, Jan. 22, 1997  
 46, vs. Wake Forest, Jan. 18, 2005  
 46, at Boston College, Jan. 20, 2019

#### SECOND HALF POINTS

65, vs. Maryland, Jan. 13, 1993  
 65, vs. Maryland, Feb. 10, 1996  
 64, vs. North Carolina, Feb. 27, 1992  
 64, vs. Clemson, Feb. 5, 2017  
 57, vs. Virginia, Feb. 8, 1993  
 56, at Virginia Tech, Jan. 29, 2008  
 56, at NC State, Jan. 15, 2011  
 54, vs. Wake Forest, Feb. 10, 1993  
 54, vs. Wake Forest, Feb. 1, 2011  
 54, vs. North Carolina, Jan. 14, 2012  
 53, vs. Virginia, Feb. 6, 1994  
 54, at Wake Forest, Feb. 6, 2016  
 53, at Wake Forest, Feb. 19, 2011  
 52, at Maryland, Feb. 13, 1993  
 51, vs. NC State, Jan. 25, 1992  
 51, vs. Clemson, Feb. 8, 1992  
 51, vs. Virginia, Feb. 28, 1998  
 51, vs. Georgia Tech, Feb. 11, 1999  
 50, vs. NC State, March 13, 1992  
 50, vs. Miami, Feb. 18, 2009

#### FIELD GOALS MADE

44, vs. Wake Forest, Feb. 10, 1993  
 42, vs. Georgia Tech, Feb. 11, 1999  
 42, at Duke, Feb. 4, 2006  
 41, vs. Georgia Tech, Jan. 31, 1993  
 41, vs. NC State, Jan. 15, 1995  
 41, vs. Clemson, Feb. 5, 2017  
 39, vs. North Carolina, Feb. 27, 1992  
 39, vs. NC State, March 13, 1992  
 39, vs. Boston College, Feb. 20, 2017  
 37, vs. Maryland, Jan. 13, 1993  
 37, vs. Clemson, Feb. 20, 1993  
 37, vs. Maryland, Jan. 30, 2007  
 36, at Wake Forest, Jan. 11, 1992  
 36, vs. Duke, Jan. 24, 1993

#### FIELD GOALS ATTEMPTED

85, vs. Georgia Tech, Jan. 31, 1993  
 85, at Duke, Feb. 4, 2006  
 82, vs. Syracuse, Jan. 13, 2018  
 80, at Georgia Tech, Jan. 27, 1996  
 80, at Boston College, Jan. 15, 2018  
 79, vs. Georgia Tech, Feb. 11, 1999  
 77, vs. Clemson, March 12, 1993  
 76, vs. Duke, Jan. 24, 1993

76, vs. Wake Forest, Feb. 10, 1993  
 75, vs. North Carolina, March 11, 1994  
 75, vs. Maryland, Jan. 10, 1995

#### FIELD GOAL PERCENTAGE

.661, vs. Clemson, Feb. 5, 2017  
 .639, vs. NC State (39-61), March 13, 1992  
 .617, vs. Maryland (37-60), Jan. 30, 2007  
 .615, vs. Wake Forest (24-39), Jan. 20, 1999  
 .614, vs. Clemson (27-44), Jan. 17, 1996  
 .612, vs. NC State, Jan. 15, 1995  
 .600, vs. Duke, Feb. 2, 2003  
 .600, at Virginia, Jan. 11, 2006  
 .600, vs. Miami (33-55), Jan. 27, 2018  
 .596, at Miami, March 3, 2007  
 .593, vs. Georgia Tech (32-54), Jan. 24, 2018  
 .589, vs. North Carolina, Jan. 14, 2012  
 .580, vs. Notre Dame (29-50), Jan. 21, 2014  
 .579, vs. Wake Forest, Feb. 10, 1993  
 .578, at NC State (26-45), Jan. 3, 1998  
 .574, vs. Maryland (31-54), Feb. 10, 1996

#### THREE-POINTERS MADE

17, vs. Clemson, Feb. 5, 2017  
 16, vs. Maryland, Jan. 12, 2014  
 15, at North Carolina, Feb. 21, 2004  
 15, at Duke, Dec. 30, 2017  
 13, vs. North Carolina, Feb. 27, 1992  
 13, at NC State, Feb. 15, 1995  
 13, vs. Miami, Jan. 20, 2007  
 12, at Clemson, Jan. 20, 1993  
 12, at Wake Forest, Feb. 10, 1994  
 12, at Clemson, Jan. 18, 1995  
 12, vs. North Carolina, Feb. 25, 1995  
 12, at Wake Forest, Feb. 25, 2004  
 12, vs. Wake Forest, Jan. 18, 2005  
 12, vs. North Carolina, Jan. 14, 2012  
 12, vs. Clemson, Feb. 5, 2017  
 12, vs. Boston College, Feb. 20, 2017  
 12, at Miami, Jan. 27, 2019  
 11, at North Carolina, Feb. 25, 1994  
 11, at North Carolina, Feb. 24, 1996  
 11, vs. Wake Forest, March 7, 1997  
 11, vs. Virginia, March 1, 2003  
 11, vs. Wake Forest, Jan. 25, 2004  
 11, vs. Virginia, Feb. 18, 2006  
 11, at Wake Forest, Jan. 24, 2006  
 11, at Miami, Jan. 8, 2009  
 11, at North Carolina, Feb. 24, 2010  
 11, vs. North Carolina, March 11, 2012  
 11, vs. North Carolina, Jan. 12, 2013  
 11, vs. Notre Dame, Feb. 27, 2016  
 11, vs. Syracuse, Jan. 13, 2018  
 11, vs. North Carolina, Jan. 3, 2018

#### THREE-POINTERS ATTEMPTED

37, at North Carolina, Feb. 21, 2004  
 34, vs. Maryland, Jan. 10, 1995  
 32, at North Carolina, Feb. 25, 1994  
 32, at Duke, Dec. 30, 2017  
 32, vs. Syracuse, Jan. 13, 2018  
 31, vs. North Carolina, March 11, 1994  
 31, vs. North Carolina, Jan. 6, 1999  
 31, at Virginia, Jan. 18, 2004  
 31, at Georgia Tech, March 6, 2004  
 31, at Miami, Jan. 18, 2009  
 31, at North Carolina, Feb. 23, 2019  
 30, vs. Miami (Fla.), Feb. 22, 2005  
 30, vs. Clemson, Feb. 5, 2017  
 29, at Georgia Tech, Jan. 27, 1996  
 29, vs. Wake Forest, Feb. 26, 2003  
 29, at Virginia, Feb. 17, 2007  
 29, vs. Boston College, Feb. 20, 2017  
 28, at Virginia, Feb. 4, 1995  
 28, vs. Clemson, Feb. 18, 1995  
 28, vs. Wake Forest, Jan. 25, 2004  
 28, at North Carolina, Jan. 14, 2017

#### THREE-POINT PERCENTAGE

.700, vs. Duke (7-10), Jan. 4, 2001  
 .667, vs. Maryland (16-24), Jan. 12, 2014  
 .667, vs. Boston College (8-12), Feb. 18, 2015  
 .647, at North Carolina (11-17), Feb. 24, 1996  
 .643, at North Carolina (9-14), Feb. 22, 2001  
 .600, vs. Virginia (6-10), Feb. 17, 2001  
 .600, at Miami (12-20), Jan. 27, 2019  
 .591, vs. North Carolina (13-22), Feb. 27, 1992  
 .579, vs. Clemson (11-19), March 4, 2012  
 .571, vs. Wake Forest (8-14), Jan. 20, 1999

.567, vs. Clemson, Feb. 5, 2017  
 .563, vs. Miami (9-16), Jan. 29, 2006  
 .563, vs. Miami (9-16), March 9, 2012  
 .563, vs. Virginia Tech (9-16), Feb. 5, 2014  
 .556, vs. North Carolina (10-18), Jan. 22, 2000  
 .556, at Miami (10-18), March 6, 2010  
 .556, vs. Pitt (5-9), March 7, 2015  
 .550, vs. Virginia (11-20), Feb. 18, 2006  
 .550, at Wake Forest (11-20), Jan. 24, 2006  
 .533, at Virginia, Jan. 24, 2009  
 .526, vs. North Carolina (10-19), Jan. 16, 2002  
 .500, vs. Georgia Tech (10-20), Feb. 15, 1992  
 .500, at Clemson (12-24), Jan. 20, 1993  
 .500, vs. Wake Forest (7-14), Feb. 10, 1993  
 .500, at Wake Forest (12-24), Feb. 10, 1994  
 .500, at Virginia (6-12), Jan. 3, 1996  
 .500, vs. Clemson (10-20), Jan. 17, 1996  
 .500, vs. Maryland (9-18), Feb. 10, 1996  
 .500, vs. Virginia (8-16), Feb. 28, 1998  
 .500, vs. Clemson (9-18), March 4, 1999  
 .500, at Virginia (8-16), Jan. 20, 2002  
 .500, vs. Georgia Tech (71-64), Feb. 15, 2003  
 .500, vs. Wake Forest (12-24), Jan. 18, 2005  
 .500, vs. Georgia Tech (8-16), Jan. 13, 2007  
 .500, at Duke (8-16), Feb. 4, 2007  
 .500, vs. NC State (10-20), Feb. 24, 2007  
 .500, at Duke (7-14), Jan. 21, 2012  
 .500, at Wake Forest (8-16), Jan. 25, 2012  
 .500, vs. N. Carolina (11-22), March 11, 2012

#### FREE THROWS MADE

37, vs. Clemson, Feb. 8, 1992  
 32, vs. Duke, March 1, 2006  
 32, vs. Miami, March 8, 2008  
 31, vs. Virginia Tech, Jan. 17, 2007  
 31, vs. Georgia Tech, March 2, 2014  
 31, vs. Miami, Feb. 18, 2009  
 29, vs. Maryland, Feb. 10, 1996  
 29, vs. Pittsburgh, Feb. 18, 2018  
 29, vs. Clemson, Feb. 1, 2006  
 28, vs. Virginia Tech, Jan. 7, 2006  
 28, at Wake Forest, Feb. 19, 2011  
 28, vs. Miami, Jan. 27, 2018  
 27, at Pittsburgh, Feb. 23, 2014  
 27, vs. Louisville, Feb. 9, 2019  
 26, vs. Wake Forest, Feb. 26, 2013  
 25, vs. Virginia, Feb. 8, 1993  
 25, vs. Clemson, Feb. 15, 1998  
 25, vs. NC State, Jan. 12, 2010  
 25, vs. Miami, March 9, 2012  
 24, vs. Virginia, Feb. 6, 1994  
 25, vs. Louisville, Jan. 21, 2017  
 24, vs. Virginia, Feb. 26, 2000  
 24, vs. Maryland, Dec. 28, 2004  
 24, at Georgia Tech, Feb. 10, 2011  
 24, at Virginia Tech, Feb. 7, 2015  
 24, vs. North Carolina, Jan. 4, 2016  
 24, vs. Virginia Tech, Jan. 7, 2017

#### FREE THROWS ATTEMPTED

48, vs. Clemson, Feb. 8, 1992  
 42, vs. Miami, March 8, 2008  
 40, vs. Maryland, Feb. 10, 1996  
 40, vs. Clemson, Feb. 15, 1998  
 40, vs. Duke, March 1, 2006  
 40, vs. Pittsburgh, Feb. 18, 2018  
 39, vs. Miami, Jan. 27, 2018  
 37, at Clemson, Jan. 13, 1998  
 37, vs. Georgia Tech, March 2, 2014  
 36, vs. Louisville, Jan. 21, 2017  
 36, vs. Louisville, Feb. 9, 2019  
 35, vs. Clemson, March 4, 1999  
 35, at Maryland, Feb. 14, 2001  
 35, vs. Clemson, Feb. 1, 2006  
 35, vs. Virginia Tech, Jan. 7, 2006  
 35, vs. Miami, Feb. 18, 2009  
 35, at Wake Forest, Feb. 19, 2011  
 35, at Georgia Tech, Feb. 10, 2011  
 35, at Virginia Tech, Feb. 7, 2015  
 34, vs. Maryland, Jan. 13, 1993  
 34, vs. North Carolina, Jan. 20, 2002  
 34, vs. Virginia Tech, Jan. 17, 2007  
 34, vs. Georgia Tech, Feb. 5, 2009  
 34, vs. NC State, Jan. 12, 2010  
 34, vs. North Carolina, Jan., 4, 2016

#### FREE THROW PERCENTAGE

1.000, at Wake Forest (11-11), Jan. 25, 1997  
 1.000, at Maryland (10-10), Feb. 16, 2008

.950, vs. Georgia Tech (19-20), Feb. 3, 2004  
 .941, at Maryland (16-17), Jan. 11, 1994  
 .941, vs. Virginia (16-17), Feb. 28, 1999  
 .933, at Miami (14-15), Feb. 1, 2017  
 .930, at Boston College (15-16), Feb. 24, 2009  
 .929, at Georgia Tech (13-14), Jan. 14, 2003  
 .912, vs. Virginia Tech, Jan. 17, 2007  
 .909, at Duke (10-11), Feb. 4, 2006  
 .900, vs. North Carolina (9-9), Jan. 20, 2001  
 .900, at Virginia Tech (9-10), Feb. 21, 2009  
 .900, vs. Clemson (18-20), Jan. 24, 2013  
 .889, at Boston College (16-18), Jan. 15, 2018  
 .886, vs. Miami (32-35), Feb. 18, 2009  
 .882, at Wake Forest (90-87), Feb. 25, 2004  
 .875, vs. Maryland (14-16), Jan. 30, 2007  
 .875, vs. Virginia Tech (14-16), March 8, 2009  
 .871, at Pittsburgh (27-31), Feb. 23, 2014  
 .870, vs. Maryland (20-23), Jan. 17, 2012  
 .867, vs. Georgia Tech (13-15), March 2, 1994  
 .867, vs. Clemson (13-15), Feb. 18, 1995  
 .867, vs. Wake Forest (26-30), Feb. 26, 2013  
 .864, at NC State, Feb. 27, 2008  
 .864, vs. Virginia Tech, March 5, 2019  
 .857, at Georgia Tech (13-15), Jan. 13, 2007  
 .857, vs. Boston College (12-14), Feb. 16, 2013  
 .857, at Clemson (12-14), Jan. 19, 2015  
 .850, vs. NC State, Jan. 26, 2008  
 .846, vs. Duke (11-13), Feb. 2, 2013  
 .842, at Clemson (16-19), March 3, 2001

#### OFFENSIVE REBOUNDS

26, at Georgia Tech, Jan. 15, 1997  
 25, vs. Georgia Tech, Jan. 31, 1993  
 25, vs. NC State, March 8, 1992  
 23, vs. North Carolina, March 11, 1994  
 23, vs. Clemson, Feb. 18, 1995  
 23, vs. Georgia Tech, Feb. 18, 1998  
 22, vs. Maryland, Jan. 10, 1995  
 22, vs. Maryland, Feb. 27, 1999  
 21, vs. North Carolina, Jan. 24, 1996  
 21, at Maryland, Dec. 19, 2004  
 21, vs. NC State, Feb. 8, 2017

#### DEFENSIVE REBOUNDS

39, vs. Georgia Tech, Feb. 28, 2001  
 37, vs. NC State, Jan. 15, 1995  
 35, at Maryland, Dec. 19, 2004  
 34, vs. Maryland, Jan. 13, 1993  
 33, vs. Virginia, Feb. 12, 2011  
 31, at Clemson, March 3, 2001  
 30, vs. Wake Forest, Jan. 22, 1998  
 30, vs. Duke, Jan. 6, 2002  
 30, at Wake Forest, Feb. 19, 2011  
 30, at Georgia Tech, Feb. 14, 2011  
 30, vs. Wake Forest, Feb. 1, 2011  
 30, at Wake Forest, Feb. 6, 2016  
 29, at Maryland, Jan. 18, 1992  
 29, vs. Virginia, Feb. 6, 1994  
 29, at Wake Forest, Jan. 7, 1995  
 29, at NC State, Feb. 2, 2000  
 29, vs. Clemson, Feb. 1, 2006  
 28, vs. NC State, Jan. 25, 1992  
 28, at Virginia, Jan. 6, 1993  
 28, at Maryland, Jan. 7, 1998  
 28, vs. Clemson, March 4, 1999  
 28, at South Florida, Jan. 8, 2000  
 28, vs. Clemson, Jan. 26, 2002  
 28, vs. Clemson, Feb. 14, 2004  
 28, at Duke, Feb. 4, 2006  
 28, vs. Maryland, Feb. 22, 2006  
 28, at Virginia, Feb. 17, 2007  
 28, vs. North Carolina, Jan. 14, 2012  
 28, vs. Georgia Tech, March 2, 2014  
 28, vs. Notre Dame, Feb. 27, 2016  
 28, vs. NC State, Feb. 8, 2017

#### TOTAL REBOUNDS

56, at Maryland, Dec. 19, 2004  
 54, vs. NC State, Jan. 15, 1995  
 51, vs. NC State, March 7, 1996  
 50, at Virginia, Jan. 6, 1993  
 50, at Boston College, Jan. 15, 2018  
 50, vs. Syracuse, Jan. 13, 2018  
 50, at Georgia Tech, Feb. 15, 2019  
 49, vs. Georgia Tech, Jan. 31, 1993  
 49, at Georgia Tech, Jan. 15, 1996  
 49, at Duke, Feb. 1, 2006  
 49, vs. NC State, Feb. 8, 2017  
 48, at Wake Forest, Jan. 7, 1995

47, vs. Virginia, Feb. 6, 1994  
 47, vs. Wake Forest, Feb. 1, 2011

#### ASSISTS

26, vs. NC State, Jan. 15, 1995  
 26, vs. Clemson, Feb. 5, 2017  
 26, vs. Boston College, Feb. 20, 2017  
 25, at Syracuse, Feb. 5, 2019  
 24, at Georgia Tech, Jan. 23, 1992  
 24, vs. Wake Forest, Feb. 10, 1993  
 23, vs. NC State, March 13, 1992  
 23, vs. Maryland, Jan. 13, 1993  
 23, vs. Syracuse, Jan. 13, 2018  
 22, at Wake Forest, Jan. 11, 1992  
 22, vs. North Carolina, Feb. 27, 1992  
 22, at Clemson, Jan. 20, 1993  
 22, at Duke, Dec. 17, 2017  
 21, vs. Clemson, Feb. 20, 1993  
 21, at NC State, Feb. 15, 1995  
 21, at Georgia Tech, Jan. 9, 1999  
 21, vs. Miami, Jan. 20, 2007  
 21, vs. North Carolina, March 11, 2012

#### BLOCKED SHOTS

15, at Virginia Tech, Jan. 10, 2012  
 14, vs. Maryland, Jan. 10, 1995  
 11, vs. Virginia, Feb. 28, 1998  
 11, vs. Notre Dame, Jan. 18, 2017

#### STEALS

18, vs. NC State, Feb. 14, 1996  
 16, vs. Wake Forest, Feb. 1, 2011  
 16, at Wake Forest, Jan. 11, 1992  
 16, vs. NC State, March 13, 1992  
 16, at Georgia Tech, March 2, 1995  
 15, vs. NC State, Jan. 25, 1992  
 14, vs. Maryland, Dec. 28, 2004  
 14, vs. Clemson, Feb. 1, 2006  
 14, vs. Georgia Tech, Feb. 9, 2006  
 14, vs. North Carolina, Feb. 3, 2008  
 14, vs. Georgia Tech, Feb. 1, 2012  
 13, vs. North Carolina, Feb. 27, 1992  
 13, at Wake Forest, Jan. 9, 1993  
 13, at Georgia Tech, March 4, 1993  
 13, at Georgia Tech, Jan. 27, 1996  
 13, vs. Duke, Feb. 22, 1996  
 13, at Maryland, Jan. 9, 2013  
 13, vs. Clemson, Jan. 23, 2016

#### TURNOVERS

28, at Maryland, Feb. 13, 1993  
 28, vs. Virginia Tech, Jan. 8, 2005  
 25, at Maryland, Dec. 19, 2004  
 24, at Duke, Jan. 6, 1992  
 24, at Maryland, Feb. 11, 1995  
 24, at Clemson, Jan. 13, 1998  
 24, at Duke, Feb. 7, 2002  
 23, at North Carolina, Jan. 27, 1993  
 23, vs. Maryland, Feb. 12, 1994  
 23, at Maryland, Jan. 27, 1999  
 23, vs. Maryland, Feb. 27, 1999  
 23, vs. Maryland, March 5, 1999  
 23, at NC State, Feb. 15, 2006  
 23, vs. Virginia Tech, Jan. 16, 2010

#### PERSONAL FOULS

36, vs. NC State, March 7, 1996  
 32, at Clemson, Feb. 27, 2005  
 31, vs. Clemson, March 4, 1999  
 31, at Virginia, Jan. 20, 2002  
 31, at Pittsburgh, Jan. 14, 2019  
 30, vs. North Carolina, March 14, 1992  
 30, at Maryland, Jan. 7, 1998  
 30, at Clemson, Jan. 13, 1998  
 30, vs. Georgia Tech, Feb. 11, 1999  
 29, vs. North Carolina, March 11, 1994  
 29, at Virginia Tech, Jan. 29, 2008  
 29, at Miami, Feb. 26, 2012  
 29, at Duke, Jan. 25, 2014  
 29, vs. Virginia, Jan. 4, 2014  
 28, at Duke, Feb. 4, 2006  
 28, at Miami, Feb. 25, 2015  
 28, at Clemson, Feb. 25, 2015  
 27, at North Carolina, Feb. 21, 2004  
 27, at Wake Forest, Feb. 14, 2009

## TEAM ACC RECORDS

### FSU MISCELLANEOUS ACC RECORDS

#### LARGEST WINNING MARGIN

48, Clemson (109-61), Feb. 5, 2017  
 36, vs. Virginia (100-64), Feb. 6, 1994  
 33, vs. North Carolina (90-57), Jan. 14, 2012  
 32, vs. Boston College (104-72), Feb. 20, 2017  
 28, vs. NC State (107-79), Jan. 15, 1995  
 26, vs. NC State (78-52), Feb. 24, 2007  
 25, vs. Virginia (88-63), Feb. 28, 1998  
 24, vs. Wake Forest (83-59), Jan. 22, 1998  
 24, vs. Maryland (85-61), Jan. 12, 2014  
 23, at Wake Forest (75-52), Jan. 25, 2012  
 22, vs. NC State (98-76), Jan. 25, 1992  
 22, vs. Maryland (100-78), Feb. 10, 1996  
 21, vs. Notre Dame (77-56), Feb. 27, 2016

#### LARGEST WINNING MARGIN ON THE ROAD

23, at Wake Forest (75-52), Jan. 25, 2012  
 22, vs. Wake Forest (88-66), Feb. 13, 2019  
 22, at Georgia Tech (69-47), Feb. 16, 2019  
 19, at Georgia Tech (75-56), Jan. 9, 1999  
 19, at Virginia (69-59), Feb. 17, 2010  
 18, at Clemson (89-71), Jan. 20, 1993  
 18, at Miami (75-57), Feb. 1, 2017  
 18, at Syracuse (80-62), Feb. 5, 2019  
 15, vs. Boston College (62-47), Feb. 14, 2010  
 13, at NC State (68-55), Jan. 3, 1998  
 12, at North Carolina (86-74), Dec. 15, 1991

#### LARGEST LOSING MARGIN

48, at North Carolina (103-55), Jan. 24, 1998  
 42, at Duke (100-58), Feb. 4, 2001  
 34, at North Carolina (98-64), Feb. 7, 1999

33, at Clemson (78-45), Feb. 14, 1999  
 33, at Duke (101-68), Feb. 16, 2000  
 33, at Maryland (96-63), Jan. 26, 2002  
 31, vs. Duke (85-54), Jan. 16, 2000  
 31, at Duke (49-80), Feb. 7, 2002  
 30, at North Carolina (100-70), Jan. 25, 1995  
 29, vs. Clemson (78-49), Feb. 15, 1998

#### BEST RECORD

13-5, Tied for 4th place in 2018-19

#### WORST RECORD

4-12 in 2000-01, 2001-02, 2002-03, 2004-05

#### BEST LEAGUE FINISH

Second place, three times (1991-92, 1992-93 and 2016-17)

#### WORST LEAGUE FINISH

T11th place (2015-16)

#### LONGEST WINNING STREAK

8 (Jan. 22, 2019-Feb. 19, 2019)

#### LONGEST HOME WINNING STREAK

10, Feb. 1, 1992 - Feb. 27, 1993

#### LONGEST ROAD WINNING STREAK

5, Jan. 11, 1992 - Feb. 18, 1992

#### LONGEST LOSING STREAK

9, Jan. 27, 1999 - Feb. 27, 1999

#### LONGEST HOME LOSING STREAK

4, Jan. 30, 1999 - Feb. 27, 1999;  
 Jan. 4, 2001 - Jan. 25, 2001;  
 Jan. 22, 2005 - Feb. 22, 2005

#### LONGEST ROAD LOSING STREAK

26, Dec. 16, 2001 - Jan. 26, 2005

#### BEST FIRST HALF

7-1 in 2011-12

#### BEST SECOND HALF

6-2 in 1991-92 and 1992-93

#### BEST HOME RECORD

9-0 in 2016-17

#### BEST ROAD RECORD

6-2 in 1991-92





## ACC SERIES ANATOMIES

### **BOSTON COLLEGE** (Florida State leads 11-7)

Last Florida State Win: March 3, 2018, 85-76, Home  
 Last Boston College Win: Jan. 20, 2019, 87-82, Away  
 Leonard Hamilton vs. Boston College: 18-15 (11-7 at Florida State, 7-8 at Miami)  
 Seminoles At Home: 7-1  
 Seminoles On The Road: 3-6  
 Seminoles On A Neutral Court: 1-0  
 Seminoles Since 2006: 11-7  
 Longest Winning Streak: 6 (Feb. 16, 2013-Present)  
 Largest Margin Of Victory: +32, 104-72, Feb. 20, 2017, Home  
 Largest Margin In Loss: -6, 75-81, Jan. 15m 2018, Away  
 Most Points Scored: 104, 104-72, Feb. 20, 2017, Home

### **CLEMSON** (Florida State leads 43-32)

Last Florida State Win: Feb. 19, 2019, 77-64, Away  
 Last Clemson Win: Feb. 28, 2018, 63-76, Away  
 Leonard Hamilton vs. Clemson: 18-17 (18-15 at Florida State, 0-2 at Miami)  
 Seminoles At Home: 23-9  
 Seminoles On The Road: 13-20  
 Seminoles On A Neutral Court: 7-3  
 Seminoles Since 1992: 38-25  
 Longest Winning Streak: 5 (Jan. 19, 1994-Jan. 17, 1996)  
 Largest Margin Of Victory: +48, 104-72, Feb. 5, 2017, Home  
 Largest Margin In A Loss: -33, 45-78, Feb. 14, 1999, Away  
 Most Points Scored: 122-80, Jan. 22, 1970, Home

### **DUKE** (Duke leads, 39-10)

Last Florida State Win: Jan. 10, 2017, 88-72, Home  
 Last Duke Win: Jan. 12, 2019, 78-80, Home  
 Leonard Hamilton vs. Duke: 7-16 (all at Florida State)  
 Seminoles At Home: 7-17  
 Seminoles On The Road: 2-21  
 Seminoles On A Neutral Court: 1-1  
 Seminoles Since 1992: 10-34  
 Longest Winning Streak: 2 (March 1, 2006-Feb. 4, 2007)  
 Largest Margin Of Victory: +16, Jan. 10, 2017, 88-72  
 Largest Margin In Loss: -42, 58-100, Feb. 4, 2001, Away  
 Most Points Scored: 100-93, Dec. 30, 2017, Away

### **GEORGIA TECH** (Florida State leads 42-29)

Last Florida State Win: Feb. 16, 2019: 69-47, Away  
 Last Georgia Tech Win: Jan. 25, 2017, 56-78, Away  
 Leonard Hamilton vs. Georgia Tech: 17-6 (15-6 at Florida State, 2-0 at Miami)  
 Seminoles At Home: 22-11  
 Seminoles On The Road: 17-17  
 Seminoles On A Neutral Court: 3-1  
 Seminoles Since 1992: 26-18  
 Longest Winning Streak: 10 (Dec. 30, 2007 - Feb. 14 2015)  
 Largest Margin Victory: +58, 108-50, Feb. 19, 1972, Home  
 Largest Margin In Loss: -22, Jan. 25, 2017, Away  
 Most Points Scored: 108-50, Feb. 19, 1972, Home

### **LOUISVILLE** (Louisville leads 34-12)

Last Florida State Win: Feb. 9, 2019; 80-75 (OT), Home  
 Last Louisville Win: March 7, 2018, 74-82, Neutral  
 Leonard Hamilton vs. Louisville: 3-6 (3-4 at Florida State) (0-2 at Oklahoma State)  
 Seminoles At Home: 8-12  
 Seminoles On The Road: 3-18  
 Seminoles On A Neutral Court: 1-3  
 Seminoles Since 2014-15: 3-4  
 Longest Winning Streak: 2 (Jan. 22, 1978-Feb. 17, 1978)  
 Largest Margin Victory: +15, 75-60, Feb. 6, 1984, Home  
 Largest Margin In Loss: -27, 69-96, Jan. 8, 1983, Home  
 Most Points Scored: 93-94, March 4, 1978, Neutral

### **MIAMI** (Florida State leads 47-36)

Last Florida State Win: Jan. 27, 2019, 78-66, Home  
 Last Miami Win: Jan. 7, 2018; 74-80, Away  
 Leonard Hamilton vs. Miami: 20-12 (19-12 at Florida State, 1-0 at Oklahoma State)  
 Seminoles At Home: 30-8  
 Seminoles On The Road: 15-27  
 Seminoles On A Neutral Court: 2-1  
 Seminoles Since 2005: 19-12  
 Longest Winning Streak: 6 (Most recent-Feb. 18, 2009-Feb. 11, 2012; Dec. 6, 1968-Jan. 8, 1971)  
 Largest Margin Of Victory: +41, 104-63, Jan. 9, 1970, Home  
 Largest Margin In Loss: -37, 56-93, Jan. 11, 1952, Away  
 Most Points Scored: 122-92, Jan. 12, 1968, Home

### **NORTH CAROLINA** (North Carolina leads 50-13)

Last Florida State Win: Jan. 3, 2018, 81-80, Home  
 Last North Carolina Win: Feb. 23, 2019, 59-77, Away  
 Leonard Hamilton vs. North Carolina: 5-19 (5-18 at Florida State, 0-1 at Miami)  
 Seminoles At Home: 6-17  
 Seminoles On The Road: 4-25  
 Seminoles On A Neutral Court: 3-8  
 Seminoles Since 1992: 10-39  
 Longest Winning Streak: 2 (Dec. 15, 1991-Feb. 27, 1992; Feb. 24, 1996-Jan. 22, 1997)  
 Largest Margin Of Victory: +33, 90-57, Jan. 14, 2011, Home  
 Largest Margin In Loss: -48, 55-103, Jan. 24, 1998, Away  
 Most Points Scored: 110-96, Feb. 27, 1992, Home

### **NC STATE** (NC State leads, 31-26)

Last Florida State Win: March 2, 2019; 78-73, Home  
 Last NC State Win: Feb. 25, 2018; 72-92, Away  
 Leonard Hamilton vs. NC State: 11-14 (all at Florida State)  
 Seminoles At Home: 15-8  
 Seminoles On The Road: 10-17  
 Seminoles On A Neutral Court: 2-6  
 Seminoles Since 1992: 21-27  
 Longest Winning Streak: 5 (Jan. 25, 1992-Feb. 17, 1993)  
 Largest Margin Of Victory: +28, 107-79, Jan. 15, 1995, Home  
 Largest Margin In Loss: -25, 46-71, Feb. 25, 2001, Away  
 Most Points Scored: 107-79, Jan. 15, 1995, Home

### **NOTRE DAME** (Florida State leads, 5-4)

Last Florida State Win: March 2 2019; 68-61, Home  
 Last Notre Dame Win: Feb. 10, 2018, 69-84, Away  
 Leonard Hamilton vs. Notre Dame: 12-7 (5-4 at Florida State, 7-3 at Miami)  
 Seminoles At Home: 4-0  
 Seminoles On The Road: 0-4  
 Seminoles On A Neutral Court: 1-1  
 Seminoles Since 2013-14: 3-4  
 Longest Winning Streak: 2 (March 20, 2011-Jan. 21, 2014)  
 Largest Margin Of Victory: +21, Feb. 27, 2016; 77-56  
 Largest Margin In Loss: -20, 83-63, Dec. 13, 2014, Away  
 Most Points Scored: 83, Jan. 18, 2017, Home

### **PITTSBURGH** (Pittsburgh leads, 13-4)

Last Florida State Win: Feb. 18, 2018; 88-75, Home  
 Last Pittsburgh Win: Jan. 14, 2019; 62-75, Away  
 Leonard Hamilton vs. Pittsburgh: 8-16 (2-7 at Florida State, 6-7 at Miami, 0-2 at Oklahoma State)  
 Seminoles At Home: 2-3  
 Seminoles On The Road: 1-8  
 Seminoles On A Neutral Court: 1-2  
 Seminoles Since 2013-14: 3-4  
 Longest Winning Streak: 1 (March 7, 2015)  
 Largest Margin Of Victory: +13, Feb. 18, 2018, 88-75, Home  
 Largest Margin In Loss: -22 (Dec. 8, 1973, Nov. 24, 2006)  
 Most Points Scored: 89, Dec. 20, 1983

### **SYRACUSE** (Syracuse leads, 7-4)

Last Florida State Win: Feb. 5, 2019; 80-62, Away  
 Last Syracuse Win: Jan. 28, 2017, 72-82, Away  
 Leonard Hamilton vs. Syracuse: 7-16 (3-4 at Florida State, 4-12 at Miami)  
 Seminoles At Home: 2-1  
 Seminoles On The Road: 2-4  
 Seminoles On A Neutral Court: 0-2  
 Seminoles Since 2013-14: 3-4  
 Longest Winning Streak: 1 (March 12, 1997, 82-67) (March 5, 2016, 78-73) (Jan. 13, 2018)  
 Largest Margin Of Victory: +18, Feb. 5, 2019, 80-62  
 Largest Margin In Loss: -21, Feb. 3, 1990  
 Most Points Scored: 101-90, Jan. 13, 2018, Home

### **VIRGINIA** (The Series Is Tied, 25-25)

Last Florida State Win: March 15, 2019; 69-59, Neutral  
 Last Virginia Win: Jan. 5, 2019; 52-65, Away  
 Leonard Hamilton vs. Virginia: 14-11 (all at Florida State)  
 Seminoles At Home: 15-7  
 Seminoles On The Road: 9-16  
 Seminoles On A Neutral Court: 1-2  
 Seminoles Since 1992: 24-24  
 Longest Winning Streak: 7 (Jan. 23, 2008-March 1, 2012)  
 Largest Margin Of Victory: +36, 100-64, Feb. 6, 1994, Home  
 Largest Margin In Loss: -20, 64-84, Jan. 6, 1994, Away  
 Most Points Scored: 100-64, Feb. 6, 1994, Home

### **VIRGINIA TECH** (Florida State leads, 35-22)

Last Florida State Win: March 14, 2019, 65-63 (OT), Neutral  
 Last Virginia Tech Win: Match 9, 2016; 96-85, Neutral  
 Leonard Hamilton vs. Virginia Tech: 16-7 (all at Florida State)  
 Seminoles At Home: 20-4  
 Seminoles On The Road: 10-15  
 Seminoles On A Neutral Court: 5-3  
 Seminoles Since 1996: 18-7  
 Longest Winning Streak: 7 (Jan., 26, 1991 - Jan. 7, 2006)  
 Largest Margin Of Victory: +29, 107-78, Feb. 23, 1987, Home  
 Largest Margin In Loss: -14, 71-85, Jan. 14, 1985, Away  
 Most Points Scored: 117-97, March 1, 1989, Home

### **WAKE FOREST** (Florida State leads, 27-25)

Last Florida State Win: March 9, 2019; 65-57, Away  
 Last Wake Forest Win: Jan. 31, 2018, 72-76, Away  
 Leonard Hamilton vs. Wake Forest: 16-12 (16-11 at Florida State, 0-1 at Miami)  
 Seminoles At Home: 16-6  
 Seminoles On The Road: 9-16  
 Seminoles On A Neutral Court: 2-3  
 Longest Winning Streak: 5 (Dec. 22, 1973-Feb. 10, 1993)  
 Seminoles Since 1992: 24-23  
 Largest Margin Of Victory: +24, 83-59, Jan. 22, 1998, Home; 85-61, Feb. 1, 2011, Home  
 Largest Margin In Loss: -39, 48-47, Feb. 12, 2005, Away  
 Most Points Scored: 111-94, Feb. 10, 1993, Home

## MARGINS & HISTORY

### MARGIN OF VICTORY

#### LARGEST MARGIN OF VICTORY

RANK	MARGIN	OPPONENT (DATE)	SCORE
1.	+69	Valdosta (Dec. 12, 1970)	134-65
2.	+67	Baptist (Feb. 5, 1977)	139-72
3.	+64	Tampa (Dec. 6, 1965)	121-57
4.	+60	South Dakota (Dec. 5, 1970)	125-65
5.	+58	Georgia Tech (Feb. 19, 1972)	108-50
6.	+57	Palm Beach Atlantic (Dec. 13, 1975)	109-52
7.	+55	Nicholls State (Dec. 8, 2016)	118-63
8.	+54	Central Florida (Nov. 25, 1988)	133-79
9.	+53	Baptist College (Jan. 14, 1976)	107-54
	+53	UNC-Asheville (Jan. 2, 1992)	107-54
11.	+52	New Hampshire (Dec. 30, 1968)	104-52
	+52	Savannah State (Nov. 20, 2002)	93-41
13.	+51	Florida Atlantic (Dec. 1, 1993)	110-59
14.	+48	Valdosta State (Dec. 12, 1970)	111-63
	+48	Clemson (Feb. 5, 2017)	109-61
16.	+47	Alabama A&M (Dec. 31, 2009)	81-34
	+47	Nicholls State (Nov. 15, 2016)	109-62
18.	+46	Florida International (Dec. 2, 1987)	121-75
	+46	Rider (Jan. 4, 1989)	113-67
	+46	Campbell (Dec. 29, 2001)	93-47
21.	+45	Valdosta State (Dec. 2, 1968)	120-75
	+45	Valdosta State (Feb. 24, 1976)	106-61
	+45	Eckerd (Nov. 27, 1978)	116-71
	+45	Nicholls State (Nov. 26, 2004)	99-54
25.	+44	Jacksonville (Dec. 21, 2004)	101-57
26.	+43	Rollins (Feb. 11, 1960)	101-58
	+43	Samford (Jan. 16, 1971)	122-79
	+43	East Tennessee State (Jan. 8, 1972)	106-63
29.	+42	Clemson (Jan. 22, 1970)	122-80
	+42	South Alabama (Feb. 23, 1974)	105-63
	+42	Stetson (Nov. 18, 2009)	80-38
32.	+41	Jacksonville (Feb. 16, 1968)	106-65
	+41	Miami (Fla.) (Jan. 9, 1970)	104-63
	+41	Chattanooga (Feb. 1, 1975)	111-70
	+41	South Alabama (Nov. 20, 2012)	80-39
36.	+40	SW Louisiana (Jan. 24, 1976)	110-70
	+40	Purdue (Nov. 29, 2005)	97-57
	+40	Texas A&M Corpus Christi (Jan. 4, 2010)	94-54

#### LARGEST MARGIN OF DEFEAT

RANK	MARGIN	OPPONENT (DATE)	SCORE
1.	-52	West Virginia (Jan. 30, 1958)	51-103
2.	-48	North Carolina (Jan. 25, 1995)	55-103
3.	-45	North Carolina (Dec. 31, 1985)	64-109
4.	-43	Duke (Feb. 4, 2001)	58-101
5.	-40	The Citadel (Feb. 15, 1960)	60-100
	-40	Southern Mississippi (Feb. 8, 1986)	96-102
7.	-39	Marshall (Feb. 1, 1958)	68-107
8.	-35	North Carolina (Dec. 16, 1965)	80-115
9.	-34	North Carolina (Feb. 7, 1999)	98-64
10.	-33	Clemson (Feb. 14, 1999)	45-78
	-33	Duke (Feb. 16, 2000)	68-101
	-33	Maryland (March 8, 2002)	59-85



Florida State defeated North Carolina, 90-57, on Jan. 14, 2012 for its largest margin of victory (+33) over the Tar Heels in school history.

### TOURNAMENT HISTORY

#### CHAMPIONSHIPS

NAIB District 25 – 1950-51; 1954-55  
 Savannah Invitational – 1962-63  
 Civitan Classic – 1968-69; 1971-72  
 Gator Bowl – 1969-70  
 Far West Classic – 1971-72  
 Senior Bowl – 1971-72  
 NCAA Mideast – 1971-72  
 Big Sun – 1973-74; 1977-78  
 Birmingham Classic – 1977-78  
 Cotton States Classic – 1980-81  
 Red Lobster Classic – 1986-87  
 Metro Conference – 1990-91  
 Global Sports Classic – 2008-09  
 Old Spice Classic – 2009-10  
 Coaches vs. Cancer – 2012-13  
 Jamaica Classic – 2017-18

#### APPEARANCES

##### In-Season

1950-51 NAIB District 25 (2-0, Champions)  
 1950-51 NAIB Nationals (2-1, Quarterfinals)  
 1951-52 Gator Bowl (0-3, Round Robin)  
 1951-52 NAIB District 25 (1-1, Second)  
 1952-53 NAIB District 25 (1-1, Second)  
 1954-55 Gator Bowl (1-1, Third)  
 1954-55 NAIB District 25 (2-0, Champions)  
 1954-55 NAIB Nationals (1-1, Second Round)  
 1955-56 Carousel Tournament (1-2, Sixth)  
 1955-56 Orange Bowl (1-2, Seventh)  
 1956-57 Senior Bowl (1-1, Third)  
 1957-58 Senior Bowl (1-1, Third)  
 1958-59 Citadel Invitational (0-2, Fourth)  
 1959-60 Gator Bowl (1-1, Second)  
 1960-61 Gator Bowl (0-1)  
 1962-63 Savannah Invitational (3-0, Champions)  
 1963-64 Gator Bowl (1-1, Third)  
 1964-65 Vanderbilt Invitational (1-1, Third)  
 1964-65 All College Tournament (1-2, Seventh)  
 1965-66 Tampa Invitational (1-1, Second)  
 1967-68 Milwaukee Classic (1-1, Third)

1967-68 Evansville Tournament (1-1, Second)  
 1968-69 Florida Sunshine Classic (2-0, Champions)  
 1969-70 Gator Bowl (2-0, Champions)  
 1970-71 Florida Sunshine Classic (1-1, Second)  
 1970-71 Sun Bowl (0-2)  
 1971-72 Civitan Classic (2-0, Champions)  
 1971-72 Far West Classic (3-0, Champions)  
 1971-72 Senior Bowl (2-0, Champions)  
 1972-73 Marshall Invitational (1-1, Third)  
 1972-73 Dayton Invitational (1-1, Third)  
 1972-73 All College (2-1, Third)  
 1973-74 Steel Bowl (1-1, Second)  
 1973-74 Big Sun Classic (2-0, Champions)  
 1973-74 Mercer Bear Classic (1-1, Third)  
 1973-74 Bluebonnet Classic (1-1, Second)  
 1973-74 Big Sun (2-0, First)  
 1974-75 Louisville Holiday (1-1, Second)  
 1975-76 Big Sun (1-1, Second)  
 1975-76 Far West Classic (1-2, Seventh)  
 1976-77 IPTAY Tournament (1-1, Second)  
 1976-77 Cable Car Classic (1-1, Second)  
 1976-77 Vermont Classic (1-1, Third)  
 1977-78 Big Sun (2-0, First)  
 1977-78 Birmingham Classic (2-0, First)  
 1977-78 Pillsbury Classic (1-1, Second)  
 1978-79 Dayton Invitational (1-1, Second)  
 1978-79 Old Dominion Classic (1-1, Second)  
 1980-81 Cotton States Classic (2-0, First)  
 1981-82 Florida Four (1-1, Second)  
 1981-82 Dayton Invitational (1-1, Second)  
 1982-83 Florida Four (1-1, Third)  
 1982-83 Cabrillo Classic (1-1, Third)  
 1986-87 Red Lobster Classic (2-0, Champions)  
 1987-88 Red Lobster Classic (1-1, Third)  
 1988-89 Red Lobster Classic (1-1, Second)  
 1989-90 Great Alaska Shootout (1-2, Fifth)  
 1989-90 ECAC Holiday Festival (1-1, Third)  
 1992-93 Preseason NIT (2-2, Fourth)  
 1997-98 Preseason NIT (3-1, Second)  
 1998-99 Rainbow Classic (2-1, Fifth)  
 2000-01 Great Alaska Shootout (1-2, Seventh)  
 2002-03 Fiesta Bowl Classic (1-1, Third)  
 2003-04 Univ. of Pittsburgh Holiday Hoops Classic (3-1, Second)  
 2004-05 Corpus Christi Caller Times Challenge (1-3)

2006-07 Colonial Classic (3-1)  
 2007-08 Glenn Wilkes Classic (1-2)  
 2008-09 Global Sports Classic (4-0)  
 2009-10 Old Spice Classic (3-0)  
 2010-11 Diamond Head Classic (2-1)  
 2011-12 Battle 4 Atlantis (1-2)  
 2012-13 Coaches vs. Cancer (3-1, Champions)  
 2013-14 Puerto Rico Tip-Off (2-1)  
 2014-15 Basketball Hall of Fame Tip-Off Classic (1-3)  
 2015-16 Paradise Jam (2-1)  
 2016-17 NIT Season Tip-Off (3-1)  
 2017-18 Jamaica Classic (3-0)  
 2018-19 AdvoCare Invitational (2-1)

#### Conference

1948-49 Dixie Conference (1-2, Fourth)  
 1949-50 Dixie Conference (1-1, Third)  
 1950-51 Dixie Conference (1-1, Second)  
 1976-77 Metro Tournament (0-1)  
 1977-78 Metro Tournament (1-1, Second)  
 1978-79 Metro Tournament (2-1, Second)  
 1979-80 Metro Tournament (2-1, Second)  
 1980-81 Metro Tournament (1-1, Fourth)  
 1981-82 Metro Tournament (1-1, Third)  
 1982-83 Metro Tournament (0-1)  
 1983-84 Metro Tournament (1-1)  
 1984-85 Metro Tournament (2-1, Second)  
 1985-86 Metro Tournament (1-1)  
 1986-87 Metro Tournament (0-1)  
 1987-88 Metro Tournament (1-1)  
 1988-89 Metro Tournament (1-1)  
 1989-90 Metro Tournament (0-1)  
 1990-91 Metro Tournament (3-0, Champions)  
 1991-92 ACC Tournament (1-1)  
 1992-93 ACC Tournament (0-1)  
 1993-94 ACC Tournament (0-1)  
 1994-95 ACC Tournament (0-1)  
 1995-96 ACC Tournament (0-1)  
 1996-97 ACC Tournament (0-1)  
 1997-98 ACC Tournament (0-1)  
 1998-99 ACC Tournament (1-1)  
 1999-00 ACC Tournament (1-1)  
 2000-01 ACC Tournament (0-1)



## TOURNAMENT HISTORY

### TOURNAMENT HISTORY

2001-02	ACC Tournament (1-1)
2002-03	ACC Tournament (1-1)
2003-04	ACC Tournament (0-1)
2004-05	ACC Tournament (0-1)
2005-06	ACC Tournament (0-1)
2006-07	ACC Tournament (1-1)
2007-08	ACC Tournament (1-1)
2008-09	ACC Tournament (2-1)
2009-10	ACC Tournament (0-1)
2010-11	ACC Tournament (0-1)
2011-12	ACC Tournament (3-0, Champions)
2012-13	ACC Tournament (1-1)
2013-14	ACC Tournament (1-1)
2014-15	ACC Tournament (1-1)
2015-16	ACC Tournament (1-1)
2016-17	ACC Tournament (1-1)

2017-18	ACC Tournament (0-1)
2018-19	ACC Tournament (2-1)

### Postseason

1967-68	NCAA Tournament (0-1)
1971-72	NCAA Tournament (4-1, National Runner-up)
1977-78	NCAA Tournament (0-1)
1979-80	NCAA Tournament (1-1)
1983-84	National Invitation Tournament (1-1)
1986-87	National Invitation Tournament (1-1)
1987-88	NCAA Tournament (0-1)
1988-89	NCAA Tournament (0-1)
1990-91	NCAA Tournament (1-1)
1991-92	NCAA Tournament (2-1)
1992-93	NCAA Tournament (3-1)
1996-97	National Invitation Tournament (1-1)

1997-98	NCAA Tournament (1-1)
2003-04	National Invitation Tournament (1-1)
2005-06	National Invitation Tournament (1-1)
2006-07	National Invitation Tournament (2-1)
2007-08	National Invitation Tournament (0-1)
2008-09	NCAA Tournament (0-1)
2009-10	NCAA Tournament (0-1)
2010-11	NCAA Tournament (2-1)
2011-12	NCAA Tournament (1-1)
2012-13	National Invitation Tournament (0-1)
2013-14	National Invitation Tournament (3-1, Third)
2015-16	National Invitation Tournament (1-1)
2016-17	NCAA Tournament (1-1)
2017-18	NCAA Tournament (3-1)
2018-19	NCAA Tournament (2-1)

### IN-SEASON TOURNAMENTS

#### NAIB District 25 (Jacksonville, Fla.)

March 2, 1951	vs. Stetson	W	65-58
March 3, 1951	vs. Georgia Teachers	W	69-67 (champions)

#### NAIB District 25 (DeLand, Fla.)

Feb. 28, 1952	vs. Miami (Fla.)	W	73-70
Feb. 29, 1952	vs. Tampa	L	57-78
March 4, 1953	vs. Mercer	W	87-77
March 5, 1953	vs. Stetson	L	81-94

#### NAIB District 25 (Tallahassee, Fla.)

Feb. 28, 1955	vs. Stetson	W	86-77
March 1, 1955	vs. Georgia Teachers	W	91-83 (champions)

#### NAIB National Tournament (Kansas City, Mo.)

March 13, 1951	vs. South Dakota State	W	85-70
March 14, 1951	vs. Pepperdine	W	61-59
March 15, 1951	vs. Millikin	L	60-91 (quarterfinals)
March 7, 1955	vs. Montana State	W	93-84
March 9, 1955	vs. Beloit	L	88-110

#### Advocare Invitational (Lake Buena Vista, Calif.)

Nov. 22, 2018	UAB	W	81-63
Nov. 23, 2018	LSU	W	79-76 (OT)
Nov. 25, 2018	Villanova	L	60-66

#### All-College Tournament (Oklahoma City, Okla.)

Dec. 28, 1964	vs. DePaul	L	44-52
Dec. 29, 1964	vs. Creighton	L	77-85
Dec. 30, 1964	vs. Rice	W	81-56
Dec. 27, 1972	vs. Penn State	W	70-60
Dec. 28, 1972	vs. Brigham Young	L	77-80
Dec. 30, 1972	vs. Oklahoma City	W	94-80

#### Battle 4 Atlantis (Nassau, Bahamas)

Nov. 24, 2012	vs. UMass	W	73-53
Nov. 25, 2012	vs. Harvard	L	41-46
Nov. 26, 2012	vs. UConn	L	76-78 (OT)

#### Big Sun Classic (St. Petersburg, Fla.)

Dec. 21, 1973	vs. Western Kentucky	W	107-87
Dec. 22, 1973	vs. Wake Forest	W	66-48 (champions)
Dec. 19, 1975	vs. South Florida	W	78-51
Dec. 20, 1975	vs. Alabama	L	72-76
Dec. 9, 1977	vs. South Florida	W	76-67
Dec. 10, 1977	vs. Seton Hall	W	94-63 (champions)

#### Birmingham Classic (Birmingham, Ala.)

Dec. 16, 1977	vs. Texas A&M	W	100-77
Dec. 17, 1977	vs. Navy	W	82-55 (champions)

#### Bluebonnet Classic (Houston, Texas)

Jan. 4, 1974	vs. Texas A&M	W	99-79
Jan. 5, 1974	vs. Houston	L	74-79

#### Cable Car Classic (San Francisco, Calif.)

Dec. 17, 1976	vs. Santa Clara	W	94-80
Dec. 18, 1976	vs. San Francisco	L	87-93

#### Cabrillo Classic (San Diego, Calif.)

Dec. 29, 1982	at San Diego State	L	85-89
Dec. 30, 1982	vs. Tulsa	W	92-80

#### Carousel Tournament (Charlotte, N.C.)

Dec. 19, 1955	vs. Clemson	L	76-94
Dec. 20, 1955	vs. Boston University	W	86-52

Dec. 21, 1955	vs. Mississippi State	L	71-79
---------------	-----------------------	---	-------

#### The Citadel Invitational (Charleston, S.C.)

Dec. 19, 1958	vs. Miami (Fla.)	L	79-85
Dec. 20, 1958	vs. Georgia	L	72-83

#### Coaches vs. Cancer Classic (Tallahassee, Fla.\* and Brooklyn, N.Y.&)

Nov. 9, 2012	vs. South Alabama*	L	71-76
Nov. 12, 2012	vs. Buffalo*	W	95-68
Nov. 16, 2012	vs. BYU&	W	88-70
Nov. 17, 2012	vs. Saint Joseph's&	W	73-66

#### Colonial Classic (Tallahassee, Fla. \* and Pittsburgh, Pa. &)

Nov. 12, 2006	vs. McNeese State*	W	85-65
Nov. 13, 2006	vs. Illinois State*	W	73-59
Nov. 14, 2006	vs. SMU*	W	59-52
Nov. 24, 2006	at Pittsburgh&	L	66-88

#### Corpus Christi Caller Times Challenge (Tallahassee, Fla. \* and Corpus Christi, Texas &)

Nov. 22, 2004	vs. Texas A&M-Corpus Christi*	L	67-70
Nov. 24, 2004	vs. Shawnee State*	W	88-65
Nov. 27, 2004	vs. Kent State&	L	59-69
Nov. 28, 2004	vs. Texas Christian&	L	70-71

#### Cotton States Classic (Atlanta, Ga.)

Dec. 19, 1980	vs. Missouri	W	68-64
Dec. 20, 1980	vs. Georgia	W	64-62 (champions)

#### Dayton Invitational (Dayton, Ohio)

Dec. 22, 1972	vs. Alabama	L	68-74
Dec. 23, 1972	vs. Northwestern	W	91-73
Dec. 22, 1978	at Dayton	L	80-97
Dec. 23, 1978	vs. Penn State	L	57-64
Dec. 29, 1981	vs. UNC Charlotte	W	76-73
Dec. 30, 1981	at Dayton	L	79-93

#### Diamond Head Classic (Honolulu, HI)

Dec. 22, 2010	at Hawaii	W	70-62
Dec. 23, 2010	vs. Butler	L	64-67
Dec. 25, 2010	vs. Baylor	W	68-61

#### ECAC Holiday Festival (New York, N.Y.)

Dec. 27, 1989	vs. NC State	L	72-90
Dec. 29, 1989	vs. Rhode Island	W	95-76

#### Evansville Tournament (Evansville, Ind.)

Dec. 29, 1967	vs. George Washington	W	94-69
Dec. 30, 1967	vs. Evansville	L	67-76

#### Far West Classic (Portland, Ore.)

Dec. 27, 1971	vs. Washington	W	85-77
Dec. 29, 1971	vs. Oregon State	W	73-72
Dec. 30, 1971	vs. Washington State	W	85-61 (champions)
Dec. 26, 1975	vs. Washington	L	54-69
Dec. 27, 1975	vs. Oregon State	L	75-78
Dec. 28, 1975	vs. Colorado State	W	84-54

#### Fiesta Bowl Classic (Tucson, Ariz.)

Dec. 28, 2002	vs. Boston University	L	69-84
Dec. 30, 2002	vs. Davidson	W	82-66

#### Florida Four Tournament (Tampa, Fla.)

Dec. 4, 1981	vs. Jacksonville	W	94-93 (OT)
Dec. 5, 1981	vs. South Florida	L	67-82

# TOURNAMENT HISTORY

**Florida Four Tournament (Gainesville, Fla.)**

Dec. 10, 1982	vs. South Florida.....L	77-90
Dec. 11, 1982	vs. Jacksonville.....W	81-66

**Florida Sunshine Classic (Jacksonville, Fla.)**

Dec. 6, 1968	vs. Miami (Fla.).....W	111-84
Dec. 7, 1968	vs. Jacksonville.....W	93-88 (champions)
Dec. 7, 1970	vs. Southern Mississippi.....W	117-84
Dec. 8, 1970	vs. Jacksonville.....L	108-114
Dec. 6, 1971	vs. Stetson.....W	90-54
Dec. 7, 1971	vs. Jacksonville.....W	90-83 (champions)

**Gator Bowl Tournament (Jacksonville, Fla.)**

Dec. 28, 1951	vs. Georgia.....L	50-59
Dec. 29, 1951	vs. Clemson.....L	56-62
Dec. 30, 1951	vs. Florida.....L	51-61
Dec. 27, 1954	vs. Florida.....L	79-82
Dec. 28, 1954	vs. Georgia.....W	97-87
Dec. 29, 1959	vs. Jacksonville.....W	86-69
Dec. 30, 1959	vs. Georgia.....L	66-69
Dec. 28, 1960	vs. Georgia.....L	56-62
Dec. 26, 1963	vs. Air Force.....L	53-78
Dec. 27, 1963	vs. Manhattan.....W	85-81
Dec. 29, 1969	vs. Army.....W	86-51
Dec. 30, 1969	vs. Florida.....W	88-63

**Glenn Wilkes Classic (Daytona Beach, Fla.)**

Nov. 16, 2007	vs. UAB.....W	78-70
Nov. 17, 2007	vs. Cleveland State.....L	66-69 (OT)
Nov. 18, 2007	vs. USF.....L	67-68

**Global Sports Classic (Tallahassee Fla. \* and Las Vegas, Nev. &)**

Nov. 22, 2008	vs. Coastal Carolina*.....W	82-70
Nov. 24, 2008	vs. Western Illinois*.....W	67-55
Nov. 28, 2008	vs. Cincinnati&.....W	58-47
Nov. 29, 2008	vs. California&.....W	80-77

**Great Alaska Shootout (Anchorage, Alaska)**

Nov. 24, 1989	vs. Kansas State.....L	70-71
Nov. 25, 1989	vs. Alaska Anchorage.....W	75-74
Nov. 26, 1989	vs. Connecticut.....L	60-63
Nov. 23, 2000	vs. Ohio State.....L	65-90
Nov. 24, 2000	vs. DePaul.....L	74-80
Nov. 25, 2000	vs. Rhode Island.....W	86-71

**IPTAY Tournament (Clemson, S.C.)**

Nov. 26, 1976	vs. Toledo.....W	70-66
Nov. 27, 1977	vs. Clemson.....L	92-108

**Jamaic Classic (Montego Bay, Jamaica\* and Tallahassee, Fla.\$)**

Nov. 17, 2017	vs. Fordham*.....W	67-43
Nov. 19, 2017	vs. Colorado State*.....W	90-73
Nov. 24, 2017	vs. The Citadel&.....W	113-78

**Louisville Holiday Classic (Louisville, Ky.)**

Dec. 26, 1974	vs. Purdue.....W	69-66
Dec. 27, 1974	vs. Louisville.....L	61-79

**Marshall Invitational (Marshall, W.V.)**

Dec. 15, 1972	vs. Princeton.....L	59-61
Dec. 16, 1972	vs. Baylor.....W	85-67

**Mercer Bear Classic (Macon, Ga.)**

Dec. 27, 1973	vs. Indiana State.....L	92-93
Dec. 28, 1973	vs. Wisconsin-Milwaukee.....W	84-82

**Milwaukee Classic (Milwaukee, Wisc.)**

Dec. 15, 1967	vs. Marquette.....L	58-78
Dec. 16, 1967	vs. Louisiana State.....W	130-100

**Naismith Basketball Hall of Fame Tip-Off Classic (Tallahassee, Fla. \* and Uncasville, Conn. &)**

Nov. 15, 2014	vs. Manhattan*.....W	81-66
Nov. 18, 2014	vs. Northeastern*.....L	73-76
Nov. 22, 2014	vs. Providence&.....L	54-80
Nov. 23, 2014	vs. UMass&.....L	69-73

**NIT Season Tip-Off (Tallahassee, Fla. \* and Brooklyn, N.Y. &)**

Nov. 18, 2016	vs. Winthrop*.....W	100-86
Nov. 20, 2016	vs. Detroit Mercy*.....W	100-71
Nov. 24, 2016	vs. Temple&.....L	86-89
Nov. 25, 2016	vs. Illinois&.....W	72-61

**Old Dominion Classic (Norfolk, Va.)**

Jan. 5, 1979	vs. Georgia Southern.....W	96-83
Jan. 6, 1979	vs. Old Dominion.....L	76-80

**Old Spice Classic (Lake Buena Vista, Fla.)**

Nov. 26, 2009	vs. Iona.....W	54-49
Nov. 27, 2009	vs. Alabama.....W	60-51
Nov. 29, 2009	vs. Marquette.....W	57-56 (champions)

**Orange Bowl Tournament (Miami, Fla.)**

Dec. 28, 1955	vs. West Virginia.....L	69-78
Dec. 29, 1955	vs. Santa Clara.....L	59-61
Dec. 30, 1955	vs. New York University.....W	85-83

**Paradise Jam (St. Thomas, U.S. Virgin Islands)**

Nov. 20, 2016	vs. Hofstra.....L	77-82
Nov. 21, 2016	vs. DePaul.....W	83-67
Nov. 22, 2016	vs. Ohio.....W	90-81

**Pillsbury Classic (Minneapolis, Minn.)**

Dec. 30, 1977	vs. Tulane.....W	71-56
Dec. 31, 1977	vs. Minnesota.....L	74-88

**Pittsburgh Holiday Hoops Classic (Tallahassee, Fla. \* and Pittsburgh, Pa. &)**

Nov. 24, 2003	vs. Georgetown College*.....W	81-67
Dec. 18, 2003	vs. Wagner*.....W	83-62
Dec. 20, 2003	vs. Chicago State&.....W	47-42
Dec. 22, 2003	vs. Pittsburgh&.....L	56-63

**Puerto Rico Tip-Off (Bayamon, Puerto Rico)**

Nov. 21, 2013	vs. VCU.....W	85-67
Nov. 22, 2013	vs. Michigan.....L	80-82 (OT)
Nov. 24, 2013	vs. Northeastern.....W	62-60

**Preseason NIT**

Nov. 18, 1992	vs. Siena.....W	89-80
Nov. 20, 1992	vs. Iowa State.....W	109-86
Nov. 25, 1992	vs. Indiana.....L	78-81 (OT)
Nov. 27, 1992	vs. UCLA.....L	83-86
Nov. 17, 1997	vs. Loyola (Md.).....W	89-72
Nov. 19, 1997	vs. Utah State.....W	66-55
Nov. 26, 1997	vs. Connecticut.....W	67-60
Nov. 28, 1997	vs. Kansas.....L	58-73

**Rainbow Classic (Honolulu, Hawaii)**

Dec. 28, 1998	vs. Princeton.....L	46-50
Dec. 29, 1998	vs. Mississippi State.....W	69-58
Dec. 30, 1998	vs. Murray State.....W	80-76 (OT)

**Red Lobster Classic (Orlando, Fla.)**

Dec. 29, 1986	vs. Alcorn State.....W	84-62
Dec. 28, 1987	vs. Pittsburgh.....L	71-72
Dec. 29, 1987	vs. Central Florida.....W	101-67
Dec. 28, 1988	vs. Central Florida.....W	97-64
Dec. 29, 1988	vs. Villanova.....L	67-68
Dec. 30, 1987	vs. Tennessee.....W	91-90 (OT) (champions)

**Savannah Invitational (Savannah, Ga.)**

Dec. 27, 1962	vs. Georgia.....W	77-69
Dec. 28, 1962	vs. Alabama.....W	49-48
Dec. 29, 1962	vs. Georgia Southern.....W	79-60 (champions)

**Senior Bowl Tournament (Mobile, Ala.)**

Jan. 2, 1957	vs. Morehead State.....L	75-97
Jan. 3, 1957	vs. Furman.....W	108-96
Jan. 1, 1958	vs. The Citadel.....L	57-59
Jan. 2, 1958	vs. Georgia.....W	92-80
Jan. 3, 1972	vs. Denver.....W	88-70
Jan. 4, 1972	vs. Saint Louis.....W	63-62 (champions)

**Steel Bowl Tournament (Pittsburgh, Pa.)**

Dec. 7, 1973	vs. Clemson.....W	65-58
Dec. 8, 1973	vs. Pittsburgh.....L	60-82

**Sun Bowl Tournament (El Paso, Texas)**

Dec. 18, 1970	vs. Southern California.....L	85-94
Dec. 19, 1970	vs. Miami (Ohio).....L	64-67

**Tampa Invitational (Tampa, Fla.)**

Dec. 20, 1965	vs. Virginia Military.....W	65-64
Dec. 21, 1965	vs. Auburn.....L	58-59

**Vanderbilt Invitational (Nashville, Tenn.)**

Dec. 18, 1964	vs. Oklahoma State.....L	56-60
Dec. 19, 1964	vs. Baylor.....W	82-64

**Vermont Classic (Burlington, Vt.)**

Dec. 29, 1976	vs. Army.....L	71-72
Dec. 30, 1976	vs. Vermont.....W	76-67



## TOURNAMENT HISTORY

### POSTSEASON TOURNAMENTS

#### NCAA APPEARANCES: 17

Overall Record: 21-17 (.553 winning percentage)  
 Times To National Championship Game: 1 (1972)  
 Times To Final Four: 1 (1972)  
 Times To Elite Eight: 2 (1972, 2018)  
 Times To Sweet 16: 6 (1972, 1992, 1993, 2011, 2018, 2019)

#### Overall Appearances

Year	Region/Round	Seed/Results
1968	Midwest Regional First Round	N/A (0-1)
1972	NCAA National Championship Game	N/A (4-1)
1978	Midwest Regional First Round	N/A (0-1)
1980	Midwest Regional Second Round	N/A (1-1)
1988	West Regional First Round	12 (0-1)
1989	Southeast Regional First Round	4 (0-1)
1991	Southeast Regional Second Round	7 (1-1)
1992	West Regional Semifinals	3 (2-1)
1993	Southeast Regional Finals	3 (3-1)
1998	Midwest Regional Second Round	12 (1-1)
2009	East Regional First Round	5 (0-1)
2010	West Regional First Round	9 (0-1)
2011	Southwest Regional Semifinals	10 (2-1)
2012	East Regional Third Round	3 (1-1)
2017	West Regional Second Round	3 (1-1)
2018	West Regional Finals	9 (3-1)
2019	West Regional Semifinals	4 (2-1)

#### 1968 - Midwest Regional First Round

Site: Kent, Ohio Date: March 9, 1968  
 East Tennessee State 79, Florida State 69

#### 1972 - NATIONAL CHAMPIONSHIP GAME

##### Midwest Regional First Round

Site: Knoxville, Tenn. Date: March 11, 1972  
 Florida State 83, Eastern Kentucky 81

##### Midwest Regional Semifinals/Finals

Site: Dayton, Ohio Dates: March 16-18, 1972  
 Florida State 70, Minnesota 56  
 Florida State 73, Kentucky 54

##### NCAA Semifinals/Finals

Site: Los Angeles, Calif. Dates: March 23-25, 1972  
 Florida State 79, North Carolina 75  
 UCLA 81, Florida State 76

#### 1978 - Midwest Regional First Round

Site: Knoxville, Tenn. Date: March 11, 1978  
 Kentucky 85, Florida State 76

#### 1980

##### Midwest - Regional Second Round

Site: Bowling Green, Ken. Dates: March 7-9, 1980  
 No. 8 Florida State 94, No. 9 Toledo 91  
 No. 1 Kentucky 97, No. 8 Florida State 78

#### 1988 - West Regional First Round

Site: Los Angeles, Calif. Date: March 18, 1988  
 No. 5 Iowa 102, No. 12 Florida State 98

#### 1989 - Southeast Regional First Round

Site: Knoxville, Tenn. Date: March 16, 1989  
 No. 13 Middle Tennessee State 97, No. 4 Florida State 83

#### 1991 - Southeast Regional Second Round

Site: Louisville, Ken. Date: March 14-16, 1991  
 No. 7 Florida State 75, No. 10 Southern California 72  
 No. 2 Indiana 82, No. 7 Florida State 60

#### 1992 - West Regional Semifinals

##### West Regional First and Second Rounds

Site: Boise, Idaho Dates: March 19-21, 1992  
 No. 3 Florida State 78, No. 14 Montana 68  
 No. 3 Florida State 78, No. 6 Georgetown 68

##### West Regional Semifinals/Finals

Site: Albuquerque, N.M. Date: March 26, 1992  
 No. 2 Indiana 85, No. 3 Florida State 74

#### 1993 - Southeast Regional Finals

##### Southeast Regional First and Second Rounds

Site: Orlando, Fla. Date: March 18-20, 1993  
 No. 3 Florida State 82, No. 14 Evansville 70  
 No. 3 Florida State 94, No. 11 Tulane 63

##### Southeast Regional Semifinals and Finals

Site: Charlotte, N.C. Date: March 25-27, 1993  
 No. 3 Florida State 81, No. 7 Western Kentucky 78 (OT)  
 No. 1 Kentucky 106, No. 3 Florida State 81

#### 1998 - Midwest Regional Second Round

Site: Oklahoma City, Okla. Dates: March 13-15, 1998  
 No. 12 Florida State 96, No. 5 Texas Christian 87  
 No. 13 Valparaiso 83, No. 12 Florida State 77 (OT)

#### 2009 - East Regional First Round

Site: Boise, Idaho Dates: March 20, 2009  
 No. 12 Wisconsin 61, Florida State 59 (OT)

#### 2010 - West Regional First Round

Site: Buffalo, N.Y. Dates: March 18, 2010  
 No. 8 Gonzaga 67, Florida State 60

#### 2011 - Southwest Regional Semifinals

**Southeast Regional Second and Third Rounds**  
 Site: Chicago, Ill. Dates: March 18-20, 2011  
 No. 10 Florida State 57, No. 7 Texas A&M 50  
 No. 10 Florida State 71, No. 2 Notre Dame 57

##### Southeast Regional Semifinals

Site: San Antonio, Texas Date: March 25, 2011  
 No. 11 VCU 72, Florida State 71 (OT)

#### 2012 - East Regional Third Round

**East Regional Second and Third Rounds**  
 Site: Nashville, Tenn. Dates: March 16-18, 2012  
 No. 3 Florida State 66, No. 14 St. Bonaventure 63  
 No. 6 Cincinnati 62, No. 3 Florida State 56

#### 2017 - West Regional First and Second Rounds

Site: Orlando, Fla. Dates: March 16-18, 2017  
 No. 3 Florida State 86, No. 14 Florida Gulf Coast 80  
 No. 11 Xavier 91, Florida State 66

#### 2018 - West Regional Finals

**West Regional First and Second Rounds**  
 Site: Nashville, Tenn. Dates: March 16-18, 2018  
 No. 9 Florida State 67, No. 8 Missouri 54  
 No. 9 Florida State 75, No. 1 Xavier 70

##### West Regional Semifinals/Finals

Site: Los Angeles, Calif. Dates: March 22-24, 2018  
 No. 9 Florida State 75, No. 4 Gonzaga 60  
 No. 3 Michigan 58, No. 9 Florida State 54

#### 2019 - WEST REGIONAL SEMIFINALS

##### West Regional First and Second Rounds

Site: Hartford, Conn. Dates: March 21-23, 2019  
 No. 4 Florida State 76, No. 13 Vermont 69  
 No. 4 Florida State 90, No. 12 Murray State 62

##### West Regional Semifinals

Site: Anaheim, Calif. Dates: March 28, 2019  
 No. 1 Gonzaga 72, No. 4 Florida State 58

### NIT APPEARANCES: 10

Overall Record: 14-10 (.583 winning percentage)

#### Overall Appearances

Year	Florida State Results
1984	Second Round (1-1)
1987	Second Round (1-1)
1997	National Runners-Up (4-1)
2004	Second Round (1-1)
2006	Second Round (1-1)
2007	Quarterfinal Round (2-1)
2008	First Round (0-1)
2013	First Round (0-1)
2014	National Semifinals (3-1)
2016	Second Round (1-1)

#### 1984

##### First Round

Site: Raleigh, N.C. Date: March 15, 1984  
 Florida State 74, NC State 71 (OT)

##### Second Round

Site: Greensboro, N.C. Date: March 18, 1984  
 Pittsburgh 66, Florida State 63

#### 1987

##### First Round

Site: Tallahassee, Fla. Date: March 12, 1987  
 Florida State 107, Rhode Island 92

##### Second Round

Site: Nashville, Tenn. Date: March 16, 1987  
 Vanderbilt 109, Florida State 92

#### 1997

##### CHAMPIONSHIP FINALS

##### First Round

Site: Syracuse, N.Y. Date: March 12, 1997  
 Florida State 82, Syracuse 67

#### Second Round

Site: Tallahassee, Fla. Date: March 17, 1997  
 Florida State 68, Michigan State 63

#### Third Round

Site: Morgantown, W.V. Date: March 19, 1997  
 Florida State 76, West Virginia 71

#### Semifinals

Site: New York, N.Y. Date: March 25, 1997  
 Florida State 71, Connecticut 65

#### Championship

Site: New York, N.Y. Date: March 27, 1997  
 Michigan 82, Florida State 73

#### 2004

##### First Round

Site: Wichita, Kan. Date: March 17, 2004  
 Florida State 91, Wichita State 84 (2OT)

##### Second Round

Site: Tallahassee, Fla. Date: March 23, 2004  
 Iowa State 62, Florida State 59

#### 2006

##### First Round

Site: Tallahassee, Fla. Date: March 17, 2006  
 Florida State 67, Butler 64

##### Second Round

Site: Tallahassee, Fla. Date: March 21, 2006  
 South Carolina 69, Florida State 68 (OT)

#### 2007

##### QUARTERFINAL ROUND

##### First Round

Site: Tallahassee, Fla. Date: March 13, 2007  
 Florida State 77, Toledo 61

##### Second Round

Site: Tallahassee, Fla. Date: March 15, 2007  
 Florida State 87, Michigan 66

#### Quarterfinal Round

Site: Starkville, Miss. Date: March 20, 2007  
 Mississippi State 86, Florida State 71

#### 2008

##### First Round

Site: Tallahassee, Fla. Date: March 18, 2008  
 Akron 65, Florida State 60 (OT)

#### 2013

##### First Round

Site: Tallahassee, Fla. Date: March 19, 2013  
 Louisiana Tech 71, Florida State 66

#### 2014

##### NATIONAL SEMIFINALS

##### First Round

Site: Tallahassee, Fla. Date: March 18, 2014  
 Florida State 58, Florida Gulf Coast 53

##### Second Round

Site: Tallahassee, Fla. Date: March 24, 2014  
 Florida State 101, Georgetown 90

##### Third Round

Site: Tallahassee, Fla. Date: March 26, 2014  
 Florida State 78, Louisiana Tech 75

##### Semifinals

Site: New York, N.Y. Date: April 1, 2014  
 Minnesota 67, Florida State 64 (OT)

#### 2016

##### First Round

Site: Tallahassee, Fla. Date: March 15, 2016  
 Florida State 74, Davidson 74

##### Second Round

Site: Valparaiso, Ind. Date: March 17, 2016  
 Valparaiso 81, Florida State 69

## TOURNAMENT HISTORY

### NCAA TOURNAMENT HISTORY

YEAR	REGIONAL	OPPONENT	W/L	SCORE	SEED
1967-68	Mid-east First Round	East Tennessee State	L	69-79	—
1971-72	Mid-east First Round	Eastern Kentucky	W	83-81	—
	Mid-east Regional Series	Minnesota	W	70-56	—
	Mid-east Regional Final	Kentucky	W	73-54	—
	Final Four	North Carolina	W	79-75	—
	National Championship	UCLA	L	76-81	—
1977-78	Mid-east First Round	Kentucky	L	76-85	—
1979-80	Mid-east First Round	No. 9 Toledo	W	94-91	No. 8
	Mid-east Second Round	No. 1 Kentucky	L	78-97	—
1987-88	West First Round	No. 5 Iowa	L	98-102	No. 12
1988-89	Southeast First Round	No. 13 Middle Tennessee State	L	83-97	No. 4
1990-91	Midwest First Round	No. 10 Southern California	W	75-72	No. 7
	Midwest Second Round	No. 2 Indiana	L	60-82	—
1991-92	West First Round	No. 14 Montana	W	78-68	No. 3
	West Second Round	No. 6 Georgetown	W	78-68	—
	West Regional Series	No. 2 Indiana	L	74-85	—
1992-93	Southeast First Round	No. 14 Evansville	W	82-70	No. 3
	Southeast Second Round	No. 11 Tulane	W	94-63	—
	Southeast Regional Semis	No. 7 W. Kentucky	W	81-78	—
	Southeast Regional Final	No. 1 Kentucky	L	81-106	—
1997-98	Midwest First Round	No. 5 Texas Christian	W	96-87	No. 12
	Midwest Second Round	No. 13 Valparaiso	L	77-83 (OT)	—
2008-09	East First Round	No. 12 Wisconsin	L	59-61 (OT)	No. 5
2009-10	West First Round	No. 8 Gonzaga	L	60-67	No. 9
2010-11	Southeast First Round	No. 7 Texas A&M	W	57-50	—
	Southeast Regional Second Round	No. 2 Notre Dame	W	71-57	—
	Southeast Regional Semifinals	No. 11 VCU	L	71-72 (OT)	—
2011-12	East Regional Second Round	No. 14 St. Bonaventure	W	66-63	No. 3
	East Regional Third Round	No. 6 Cincinnati	L	56-62	—
2016-17	West Regional First Round	No. 14 Florida Gulf Coast	W	86-80	No. 3
	West Regional Second Round	No. 11 Xavier	L	61-91	—
2017-18	West Regional First Round	No. 8 Missouri	W	67-54	No. 9
	West Regional Second Round	No. 1 Xavier	W	75-70	—
	West Regional Semifinals	No. 4 Gonzaga	W	75-60	—
	West Regional Finals	No. 3 Michigan	L	54-58	—
2018-19	West Regional First Round	No. 13 Vermont	W	76-69	No. 4
	West Regional Second Round	No. 12 Murray State	W	90-62	—
	West Regional Semifinals	No. 1 Gonzaga	L	58-72	—

### CONFERENCE TOURNAMENT HISTORY

#### ACC TOURNAMENT RESULTS

**1992**  
Charlotte Coliseum, Charlotte, NC  
Florida State 93, NC State 80 (Quarterfinals)  
North Carolina 80, Florida State 76 (Semifinals)

**1993**  
Charlotte Coliseum, Charlotte, NC  
Clemson 87, Florida State 75 (Quarterfinals)

**1994**  
Charlotte Coliseum, Charlotte, NC  
North Carolina 83, Florida State 69 (Quarterfinals)

**1995**  
Greensboro Coliseum, Greensboro, NC  
Maryland 71, Florida State 64 (Quarterfinals)

**1996**  
Greensboro Coliseum, Greensboro, NC  
NC State 80, Florida State 65 (First Round)

**1997**  
Greensboro Coliseum, Greensboro, NC  
Wake Forest 66, Florida State 65 (Quarterfinals)

**1998**  
Greensboro Coliseum, Greensboro, NC  
NC State 65, Florida State 63 (First Round)

**1999**  
Charlotte Coliseum, Charlotte, NC  
Florida State 87, Clemson 85 (OT) (First Round)  
Maryland 93, Florida State 69 (Quarterfinals)

**2000**  
Charlotte Coliseum, Charlotte, NC  
Florida State 63, Georgia Tech 62 (First Round)  
Maryland 82, Florida State 61 (Quarterfinals)

**2001**  
Georgia Dome, Atlanta, GA  
Clemson 66, Florida State 64 (First Round)

**2002**  
Charlotte Coliseum, Charlotte, NC  
Florida State 91, Clemson 84 (OT) (First Round)  
Maryland 85, Florida State 59 (Quarterfinals)

**2003**  
Greensboro Coliseum, Greensboro, NC  
Florida State 72, Clemson 61 (First Round)  
Wake Forest 69, Florida State 61 (Quarterfinals)

**2004**  
Greensboro Coliseum, Greensboro, NC  
NC State 78, Florida State 71 (Quarterfinals)

**2005**  
MCI Center, Washington, D.C.  
NC State 70, Florida State 54 (First Round)

**2006**  
Greensboro Coliseum, Greensboro, NC  
Wake Forest 78, Florida State 66 (First Round)

**2007**  
St. Pete Times Forum, Tampa, FL  
Florida State 67, Clemson 66 (First Round)  
North Carolina 73, Florida State 58 (Quarterfinals)

**2008**  
Charlotte Bobcats Arena, Charlotte, NC  
Florida State 70, Wake Forest 60 (First Round)  
North Carolina 82, Florida State 70 (Quarterfinals)

**2009**  
Georgia Dome, Atlanta, GA  
Florida State 64, Georgia Tech 62 (Quarterfinals)  
Florida State 73, North Carolina 70 (Semifinals)  
Duke 79, Florida State 69 (Championship)

**2010**  
Greensboro Coliseum, Greensboro, N.C.  
NC State 58, Florida State 52 (Quarterfinals)

**2011**  
Greensboro Coliseum, Greensboro, N.C.  
Virginia Tech 52, Florida State 51 (Quarterfinals)

**2012**  
Philips Arena, Atlanta, GA  
Florida State 82, Miami 71 (First Round)  
Florida State 62, Duke 59 (Semifinals)  
Florida State 85, North Carolina 82 (Championship)

**2013**  
Greensboro Coliseum, Greensboro, N.C.  
Florida State 73, Clemson 69 (First Round)  
North Carolina 83, Florida State 62 (Quarterfinals)

**2014**  
Greensboro Coliseum, Greensboro, N.C.  
Florida State 67, Maryland 65 (First Round)  
Virginia 64, Florida State 51 (Quarterfinals)

**2015**  
Greensboro Coliseum, Greensboro, N.C.  
Florida State 76, Clemson 73 (First Round)  
Virginia 58, Florida State 44 (Quarterfinals)

**2016**  
Verizon Center, Washington, D.C.  
Florida State 88, Boston College 88 (First Round)  
Virginia Tech 96, Florida State 85 (Second Round)

**2017**  
Barclays Center, Brooklyn, N.Y.  
Florida State 74, Virginia Tech 68 (Quarterfinals)  
Notre Dame 77, Florida State 73 (Semifinals)

**2018**  
Barclays Center, Brooklyn, N.Y.  
Louisville 82, Florida State 74 (Second Round)

**2019**  
Spectrum Center, Charlotte, N.C.  
Florida State 65, Virginia Tech 63 (OT) (Quarterfinals)  
Florida State 69, Virginia 59 (Semifinals)  
Duke 73, Florida State 63 (Championship)

#### METRO TOURNAMENT RESULTS

**1977**  
Mid-South Coliseum, Memphis, TN  
Georgia Tech 72, Florida State 67 (First Round)

**1978**  
Riverfront Coliseum, Cincinnati, OH  
Florida State 71, Georgia Tech 69 (Semifinals)  
Louisville 94, Florida State 93 (Championship)

**1979**  
Mid-South Coliseum, Memphis, TN  
Florida State 101, Tulane 92 (First Round)  
Florida State 35, Memphis State 34 (Semifinals)  
Virginia Tech 68, Florida State 60 (Championship)

**1980**  
Freedom Hall, Louisville, KY  
Florida State 85, Tulane 73 (First Round)  
Florida State 79, Cincinnati 69 (Semifinals)  
Louisville 81, Florida State 72 (Championship)

**1981**  
Freedom Hall, Louisville, KY  
Florida State 84, St. Louis 77 (First Round)  
Cincinnati 58, Florida State 57 (Semifinals)

**1982**  
Mid-South Coliseum, Memphis, TN  
Florida State 54, Tulane 49 (First Round)  
Louisville 97, Florida State 73 (Semifinals)

**1983**  
Riverfront Coliseum, Cincinnati, OH  
Memphis State 84, Florida State 74 (Semifinals)

**1984**  
Mid-South Coliseum, Memphis, TN  
Florida State 72, South Carolina 65 (First Round)  
Memphis State 65, Florida State 63 (Semifinals)

**1985**  
Freedom Hall, Louisville, KY  
Florida State 97, Virginia Tech 93 (First Round)  
Florida State 75, Cincinnati 65 (Semifinals)  
Memphis State 90, Florida State 86 (OT) (Championship)

**1986**  
Freedom Hall, Louisville, KY  
Florida State 77, Virginia Tech 76 (First Round)  
Memphis State 73, Florida State 71 (Semifinals)

**1987**  
Freedom Hall, Louisville, KY  
South Carolina 86, Florida State 85 (First Round)

**1988**  
Mid-South Coliseum, Memphis, TN  
Florida State 84, Cincinnati 74 (First Round)  
Memphis State 81, Florida State 74 (Semifinals)

**1989**  
Carolina Coliseum, Columbia, SC  
Florida State 80, South Carolina 63 (Semifinals)  
Louisville 87, Florida State 80 (Championship)

**1990**  
Gulf Coast Coliseum, Biloxi, MS  
Cincinnati 65, Florida State 64 (OT) (First Round)

**1991**  
Roanoke Civic Center, Roanoke, VA  
Florida State 65, South Carolina 55 (First Round)  
Florida State 91, Virginia Tech 71 (Semifinals)  
Florida State 76, Louisville 69 (Champion)



## NCAA TOURNAMENT HISTORY



Dave Cowens helped Florida State to its first berth in the NCAA Tournament.



Florida State played in the 1972 NCAA National Championship game against UCLA.



George McCloud helped Florida State reach the 1988 NCAA Tournament with an 18.2 PPG average for the season.

### 1967-68: COWENS AND FLORIDA STATE MAKE THEIR FIRST NCAA APPEARANCE

Led by sophomore Dave Cowens, Florida State made its first NCAA Tournament appearance during the 1967-68 season. The Seminoles finished the year with a 19-8 record after a 79-69 loss to East Tennessee State in the first round of the Mideast Regional. Cowens had an outstanding season averaging 18.8 points and 17.0 rebounds per game while hitting 53.8 percent (206-of-383) from the floor. Junior Jeff Hogan (15.8 ppg) and sophomore Jan Gies (12.7 ppg) also averaged in double figures for head coach Hugh Durham's second FSU team.

### 1971-72: THE UPSTART SEMINOLES SHOCK THE COLLEGE BASKETBALL WORLD

Entering the 1971-72 season, Florida State head coach Hugh Durham had one primary goal for his players. Said Durham, "I want to get our players to play to their potential. If they do that, the wins will take care of themselves." By any standard, Durham succeeded. That season, Florida State fielded its most successful team in school history. The season culminated with an NCAA Mideast Regional Championship, a trip to the Final Four and a date with five-time defending national champion UCLA and legendary coach John Wooden in the national championship game. Along the way to the title game, Florida State knocked off perennial powers Minnesota, Kentucky and North Carolina. In the championship game, FSU fell just five points short of a national title, going down 81-76 to the Bruins.

### 1977-78: COACH DURHAM TAKES HIS FINAL FSU TEAM BACK TO THE TOURNAMENT

Florida State found its way back to the NCAA Tournament in head coach Hugh Durham's final season at FSU, 1977-78. The Seminoles rolled through the Metro Conference to win the league's regular season title with an 11-1 record before falling in the conference tournament title game to Louisville 94-93. FSU's season ended in the NCAA Mideast Regional when it lost to eventual national champion Kentucky 85-76. Harry Davis capped his Seminole career by leading Florida State in scoring (19.5 ppg) and rebounding (7.4 rpg).

### 1979-80: COACH JOE WILLIAMS GUIDES THE SEMINOLES TO THE TOURNAMENT IN HIS SECOND SEASON

The trio of guard Mickey Dillard, forward Murray Brown and center Elvis Rolle helped Florida State to its second postseason appearance in three seasons with its trip to the 1980 NCAA Tournament. The Seminoles posted a 22-9 record and finished as Metro Conference runners-up. FSU beat Toledo 94-91 in the first round of the NCAA Mideast Regional for its first postseason win in eight years before being eliminated by Kentucky. Dillard led Florida State with a 20.4 points per game scoring average while Brown (18.6) and Rolle (15.3) also averaged in double figures for head coach Joe Williams' club.

### 1987-88: COACH PAT KENNEDY'S CINDERELLA SEMINOLES RETURN TO THE NCAA SHOW AFTER SEVEN YEARS

Head coach Pat Kennedy's second team at Florida State returned to the NCAA Tournament after a seven-year absence. The Seminoles' Cinderella season began with low expectations as the Tribe had been picked to finish near the basement of the Metro Conference standings. But two

personnel decisions turned the season into a satisfying one for Seminole fans. The first was to move a previously overweight, seldom-used forward to point guard and the other was to offer a scholarship to a junior college transfer whose left leg was shorter than his right. The twosome – George McCloud (point guard) and Tony Dawson (junior college transfer) – transformed FSU into an NCAA Tournament club that earned the 12th seed in the West Regional before falling to Iowa 102-98 in the first round. McCloud (18.2 ppg) and Dawson (17.9 ppg) both averaged more than 17 points per game for the 19-11 Seminoles.

### 1988-89: FSU RETURNS TO THE TOURNAMENT FOR THE SECOND YEAR IN A ROW

Florida State used the 1988-89 season to serve as a national coming-out party. The Seminoles topped one outstanding season with another, making the NCAA Tournament in consecutive seasons for the first time in school history. FSU, which returned four starters from the previous year, opened the season by winning 16 of its first 17 games, the best start in school history, and rose to as high as No. 8 in the national polls. The Seminoles also won the Metro Conference regular season crown, earned the fourth seed in the NCAA Southeast Regional and finished with a 22-8 record. George McCloud (22.8 ppg) and Tony Dawson (21.0 ppg) again led FSU by both averaging at least 21.0 points per game.


### 1990-91: CHARLIE WARD MAKES THE DIFFERENCE, AS SEMINOLES ADVANCE TO SECOND ROUND

After a one-year absence, Florida State returned to the NCAA Tournament in 1990-91. Heading into the season, most experts thought that it would be head coach Pat Kennedy's most challenging since coming to Tallahassee. The Seminoles struggled early in the season and opened the year just 5-5. But in game 11 head coach Pat Kennedy inserted Charlie Ward in the starting lineup at point guard and FSU began to surge. Florida State won 12 of its final 17 games and rolled through the Metro Conference Tournament in three games to claim its first tournament title in its final season in the league. The Seminoles were the seventh seed in the NCAA Tournament's Midwest Regional and defeated USC in the first round 75-72, for FSU's first tournament win since 1980. Florida State's season would end with a 21-11 record after a second-round loss to Indiana.

### 1991-92: ANOTHER SEMINOLE CINDERELLA SQUAD MAKES THE SWEET 16

Not many college basketball experts predicted that Florida State's first game and season in the Atlantic Coast Conference would be so successful. The Seminoles' first game turned out to be one of the greatest wins in school history and the season was one of the finest in program annals. FSU's ACC opener at North Carolina would provide a glimpse of what was to follow that season. Playing without star forward Doug Edwards and with just one senior on the roster, the Seminoles went into the Dean Smith Center and stunned the fifth-ranked Tar Heels 86-74 before more than 19,000. Florida State rolled on to a 22-10 record, an 11-5 conference record and second-place finish, and an appearance in the NCAA Tournament's Sweet 16. Seeded third in the West Regional, FSU defeated Montana and Georgetown before giving Indiana everything it could handle in defeat.

Rodney Dobard helped Florida State win six NCAA Tournament games in three different seasons.



## NCAA TOURNAMENT HISTORY

### 1992-93: ANOTHER STEP UP THE LADDER: THE ELITE EIGHT

One year after advancing to the Sweet 16 of the NCAA Tournament, the 1992-93 Seminoles did their predecessor one better – a trip to the Elite Eight. The second-most successful season in Florida State basketball history ended just 40 minutes shy of the Final Four with a loss to Kentucky in the Southeast Regional Championship Game. Led by the quintet of Sam Cassell, Rodney Dobard, Doug Edwards, Bob Sura and Charlie Ward, the Seminoles went 25-10, including a 12-4 mark in the ACC. Florida State's 25 wins were the second most in school history.

### 1997-98: COACH STEVE ROBINSON TAKES THE SEMINOLES BACK TO THE BIG SHOW

Steve Robinson's first season as the Seminoles' head coach was a successful one as he took his team back to the NCAA Tournament. Florida State opened the season by winning 12 of its first 14 games, including an 84-79 win over defending national champion Arizona in Tallahassee. After a late season stumble, FSU picked itself back up in the first round of the NCAA Tournament's Midwest Regional. The Seminoles, seeded 12th, played one of their best games of the year in beating No. 5 Texas Christian 96-87. Florida State's season would end in the second round with a heart-breaking 83-77 overtime loss to Valparaiso and an 18-14 record.

### 2008-09: LEONARD HAMILTON RETURNS SEMINOLES TO NCAA TOURNAMENT

Leonard Hamilton, who was named the 2009 National Coach of the Year by Basketball Times and the ACC Coach of the Year by the Atlantic Coast Sports Media Association, guided the Florida State men's basketball team to one of the most successful seasons in school history in 2009. The Seminoles finished the season with a 25-10 record, a No. 5 seed in the NCAA Tournament and the first ACC Championship game appearance in school history. The Seminoles defeated four ranked teams including No. 1 North Carolina in the semifinals of the ACC Tournament during the season. The Seminoles faced No. 12 seed Wisconsin in a dreaded five-12 game and lost in the first round to the Badgers, 61-59 in overtime in Boise, Idaho.

### 2010-11: SEMINOLES WIN THEIR WAY BACK TO THE SWEET SIXTEEN

With victories over No. 2 seeded and No. 5 ranked Notre Dame and No. 7 seeded and No. 20 ranked Texas A&M, the Seminoles advanced to the Sweet 16 of the NCAA Tournament for the fourth time in school history and the first time since 1993. It marked the second time in school history that Florida State had defeated two ranked teams in the same NCAA Tournament. With four victories over ranked teams during the season—including No. 1 Duke—the Seminoles finished the season with a 23-11 overall record and an 11-5 mark in the ACC. Florida State was the best defensive team in the nation for the second consecutive season as it led the nation in field goal percentage defense and ranked fifth nationally in blocked shots. The Seminoles defeated Texas A&M and Notre Dame in the second and third rounds of the NCAA Tournament before falling to VCU in the Southeast Regional semifinals.

### 2011-12: SEMINOLES REACH NCAA TOURNEY FOR FOURTH STRAIGHT SEASON

Coach Leonard Hamilton's Seminoles reached the NCAA Tournament for the fourth straight year in 2012. Florida State earned the third seed in the NCAA Tournament's East Regional, after capturing the first ACC Tournament Championship in school history by defeating Miami, Duke and North Carolina in Atlanta, Georgia. The win over the Tar Heels was the second of the year for Florida State versus UNC, as FSU also handed the third-ranked Tar Heels a 90-57 destruction in Tallahassee on January 14, 2012. The third-seeded Seminoles opened NCAA play with a win over No. 14 seeded St. Bonaventure. Two days later, Florida State was upset by the No. 6 seeded Cincinnati Bearcats.

### 2016-17: HAMILTON'S YOUNG SEMINOLE TEAM EARNS NCAA TOURNAMENT BID AFTER FIVE-YEAR ABSENCE

For the first time in five years, coach Leonard Hamilton guided a young FSU Seminole squad to an NCAA Tournament appearance and number three seed in the West Regional. It was a memorable season for the Seminoles, with a 26-9 final record that left them one win short of matching the school's all-time mark for single season victories. FSU posted seven wins over ranked opponents, finished tied for second in the brutal Atlantic Coast Conference and matched its highest-ever seeding in the NCAA tournament. After dispatching in-state neighbor Florida Gulf Coast in Orlando in the first round of the NCAA Tournament, the Seminoles fell to a hot-shooting 11th-seeded Xavier group after the Musketeers made 11 of 17 shots from beyond the arc. Two players from the 2016-17 Seminoles were later picked in the NBA draft: Dwayne Bacon and Jonathan Isaac.

### 2017-18: SEMINOLES ADVANCE TO THE ELITE EIGHT FOR THE FIRST TIME IN A QUARTER OF A CENTURY

Florida State advanced to the Elite Eight of the NCAA Tournament for the first time under Leonard Hamilton and for only the third time in school history. The Seminoles finished with a 23-12 record, a 9-9 mark in ACC play, won the Jamaica Classic and played in the NCAA Tournament for the second consecutive season and for the sixth time in the last 10 years. Florida State was one of two ACC teams which advanced to the Elite Eight of the NCAA Tournament, defeated a near school-record six nationally ranked teams and three teams seeded higher than them in the NCAA Tournament for the first time in school history. The Seminoles won three games in the NCAA Tournament with victories over No. 9 Missouri (67-54), No. 1 Xavier (75-70) and No. 4 Gonzaga (74-60) to advance to the Elite Eight for the first time in a quarter of a century. The Seminoles' victory over No. 1 seeded Xavier in the second round of the West Regional Championship marked the first time in school history they had defeated a No. 1 seed in NCAA Tournament play.



Tony Dawson led Florida State to the NCAA Tournament in both 1988 and 1989.



Bob Sura, Florida State's all-time leading scorer, played in the 1992 and 1993 NCAA Tournaments.



Leonard Hamilton led FSU to a No. 5 seed in the 2009 NCAA Tournament and a No. 3 seed in the 2012 NCAA Tournament.



Florida State defeated three higher seeds in the 2018 NCAA Tournament and advanced to the Elite Eight—just one win shy of playing in the second NCAA Final Four in school history.



## SERIES RECORDS

### SERIES RECORDS BY OPPONENT

Opponent (Games Played)	Record	Opponent (Games Played)	Record	Opponent (Games Played)	Record	Opponent (Games Played)	Record	Opponent (Games Played)	Record
Air Force (1)	0-1	Detroit-Mercy (2)	2-0	Lamar Tech (1)	1-0	Northeastern (2)	1-1	Southern California (4)	2-2
Akron (1)	0-1	Drury (1)	0-1	Lambuth (2)	0-2	Northwestern (5)	3-2	Southern Illinois (2)	1-1
Alabama (16)	8-8	Duke (49)	10-39	Lipscomb (2)	1-1	Notre Dame (9)	5-4	Southern Methodist (1)	1-0
Alabama A&M (1)	1-0	Duquesne (4)	2-2	Louisiana-Lafayette (4)	4-0	Oglethorpe (3)	2-1	Southern Mississippi (26)	18-8
Alabama-Birmingham (4)	4-0	East Carolina (1)	1-0	Louisiana Monroe (2)	2-0	Ohio (3)	2-1	Southern University (1)	1-0
Alabama State (3)	3-0	East Tennessee State (4)	1-3	Louisiana State (6)	3-3	Ohio State (6)	0-6	Spring Hill (6)	3-3
Alaska-Anchorage (1)	1-0	Eastern Kentucky (7)	6-1	Louisiana Tech (2)	1-1	Oklahoma (2)	0-2	Stetson (53)	42-11
Alcorn State (2)	2-0	Eckerd (1)	1-0	Louisville (46)	12-34	Oklahoma City (6)	4-2	Steubenville (1)	0-1
American (1)	0-1	Elon (1)	1-0	Loyola-Maryland (2)	2-0	Oklahoma State (2)	0-2	Syracuse (11)	4-7
Arizona (4)	3-1	Erskine (2)	1-1	Loyola Marymount (2)	2-0	Old Dominion (1)	0-1	Tampa (39)	31-8
Arkansas (2)	1-1	Evansville (2)	1-1	Loyola of New Orleans (21)	8-13	Oral Roberts (2)	2-0	Temple (4)	1-3
Arkansas-Little Rock (1)	1-0	Fairleigh Dickinson (3)	3-0	Maine (3)	3-0	Oregon (1)	1-0	Tennessee (8)	3-5
Arkansas State (2)	1-1	Florida (70)	27-43	Manhattan (4)	4-0	Oregon State (3)	2-1	Tennessee-Chattanooga (2)	2-0
Army (3)	1-2	Florida A&M (5)	5-0	Marist (1)	1-0	Palm Beach Atlantic (1)	1-0	Tennessee-Martin (3)	3-0
Auburn (31)	8-23	Florida Atlantic (5)	5-0	Marquette (4)	2-2	Panama Nationals (1)	1-0	Tennessee State (1)	1-0
Austin Peay (1)	1-0	Florida Gulf Coast (2)	2-0	Marshall (4)	1-3	Penn State (2)	0-2	Tennessee Tech (2)	2-0
Baylor (3)	3-0	Florida Institute of Technology (1)	1-0	Maryland (55)	15-30	Penn State (3)	3-1	Texas (2)	2-0
Beloit (1)	0-1	Florida International (10)	9-1	Maryland-Baltimore County (2)	2-0	Pepperdine (4)	3-0	Texas A&M (4)	3-1
Bethune-Cookman (1)	1-0	Florida Presbyterian (1)	1-0	Maryland-Eastern Shore (1)	1-0	Pittsburgh (17)	4-4	Texas A&M-Corpus Christi (4)	3-1
Binghamton (1)	1-0	Florida Southern (30)	23-7	Massachusetts (8)	4-0	Princeton (3)	0-3	Texas Christian (3)	1-2
Birmingham Southern (4)	2-2	Fordham (1)	1-0	McNeese State (1)	1-0	Providence (3)	1-2	Texas Pan American (2)	2-0
Boston College (18)	11-7	Furman (10)	7-3	Memphis (53)	22-31	Purdue (3)	3-0	Texas Southern (2)	2-0
Boston University (3)	1-2	Gardner Webb (1)	1-0	Mercer (25)	16-9	Radford (1)	1-0	Toledo (3)	3-0
Bowling Green (1)	1-0	George Washington (4)	3-0	Miami (Fla.) (83)	47-36	Rhode Island (3)	3-0	Troy State (10)	9-1
Bradley (1)	0-1	Georgetown (4)	4-0	Miami (Ohio) (1)	0-1	Rhodes College (1)	0-1	Tulane (37)	24-13
Brigham Young (2)	1-1	Georgetown College (1)	1-0	Michigan (4)	1-3	Rice (7)	5-2	Tulsa (4)	4-0
Bucknell (1)	1-0	Georgia (31)	19-12	Michigan State (2)	1-1	Richmond (4)	1-3	UCLA (2)	0-2
Buffalo (1)	1-0	Georgia Southern (19)	15-4	Middle Tennessee State (1)	0-1	Rider (1)	1-0	UNC Asheville (3)	3-0
Butler (5)	2-3	Georgia State (7)	7-0	Millikin (1)	0-1	Robert Morris (1)	1-0	UNC Charlotte (6)	4-2
Cal (1)	1-0	Georgia Tech (71)	42-29	Missaps (2)	2-0	Rollins (22)	20-2	UNC Greensboro (4)	4-0
California (Pa.) (1)	1-0	Gonzaga (3)	1-2	Minnesota (11)	5-6	Rutgers (2)	2-0	Union (TN) (1)	0-1
California-Irvine (1)	1-0	Hardin-Simmons (1)	1-0	Mississippi (4)	3-1	Saint Bonaventure (1)	1-0	Utah State (1)	1-0
California-Santa Barbara (1)	1-0	Hartford (1)	1-0	Mississippi College (6)	5-1	Saint Joseph's (Pa.) (2)	2-0	Valdosta State (15)	15-0
California State-Bakersfield (1)	1-0	Harvard (1)	0-1	Mississippi State (10)	5-5	Saint Leo (3)	3-0	Valparaiso (2)	0-2
Campbell (2)	2-0	Hawaii (4)	2-2	Missouri (4)	3-1	Saint Louis (13)	12-1	Vanderbilt (4)	1-3
Canisius (3)	2-1	High Point (1)	1-0	Missouri State (1)	0-1	Saint Peter's (1)	1-0	Vermont (2)	2-0
Centenary (5)	2-3	Hofstra (4)	3-1	Missouri Western (1)	1-0	Saint Thomas (6)	6-0	Villanova (2)	0-2
Central Connecticut State (1)	1-0	Houston (5)	2-3	Monmouth College (2)	2-0	Sam Houston State (1)	1-0	Virginia (50)	25-25
Central Florida (11)	11-0	Howard (1)	1-0	Montana (1)	1-0	Samford (Howard) (12)	12-0	VCU (3)	2-1
Central Methodist (MO) (2)	0-2	Idaho (1)	1-0	Montana State (1)	1-0	San Diego State (1)	0-1	Virginia Military (3)	2-1
Charleston, College of (3)	3-0	Illinois (1)	1-0	Morehead State (2)	1-1	San Francisco (1)	0-1	Virginia Tech (57)	35-22
Charleston Southern (11)	11-0	Illinois State (4)	3-1	Morgan State (3)	3-0	Santa Clara (2)	1-1	Wagner (1)	1-0
(formerly Baptist College)		Indiana (4)	0-4	Morningside (1)	1-0	Savannah State (3)	3-0	Wake Forest (52)	27-25
Chicago State (1)	1-0	Indiana State (1)	0-1	Mount Saint Mary's (1)	1-0	Seton Hall (4)	3-1	Washington (2)	1-1
Cincinnati (38)	22-16	Iona (2)	2-0	Murray State (4)	3-1	Sewanee (6)	3-3	Washington State (1)	1-0
The Citadel (11)	7-4	Iowa (3)	1-0	Navy (1)	1-0	Shawnee State (1)	1-0	West Virginia (4)	1-3
Clemson (73)	43-32	Iowa State (2)	1-1	Nebraska (2)	2-1	Siena (1)	1-0	Western Carolina (3)	2-1
Cleveland State (4)	2-2	Jacksonville (67)	48-19	Nevada-Las Vegas (1)	0-1	South Alabama (13)	10-3	Western Illinois (1)	1-0
Coastal Carolina (2)	2-0	Jacksonville State (Ala.) (3)	3-0	New Hampshire (1)	1-0	South Carolina (30)	16-14	Western Kentucky (7)	7-0
Colorado State (2)	2-0	James Madison (2)	2-0	New Mexico (4)	3-1	South Carolina-Aiken (1)	1-0	Wichita State (1)	1-0
Connecticut (8)	5-3	Kansas (2)	0-2	New Orleans (5)	3-2	South Carolina-Spartanburg (1)	1-0	Winthrop (2)	2-0
Creighton (1)	0-1	Kansas State (2)	0-2	New York University (1)	1-0	South Carolina State (1)	1-0	Wisconsin (3)	0-3
Culver-Stockton (1)	0-1	Kennesaw State (1)	1-0	Nicholls State (4)	4-0	South Dakota (1)	1-0	Wisconsin-Green Bay (1)	1-0
Davidson (2)	2-0	Kent State (3)	1-2	Norfolk State (1)	1-0	South Dakota State (1)	1-0	Wisconsin-Milwaukee (3)	3-0
Dayton (6)	3-3	Kentucky (8)	2-6	North Carolina (63)	13-50	South Florida (33)	21-12	Wofford (2)	0-2
Denver (1)	1-0	La Salle (4)	3-1	North Carolina State (57)	26-31	Southeast Missouri State (2)	2-0	Xavier (Ohio) (3)	1-2
DePaul (6)	3-3	Lafayette (1)	1-0	North Florida (4)	4-0	Southeastern Louisiana (2)	2-0		

### SERIES RECORDS - GAME-BY-GAME

<b>Air Force (0-1)</b> H-0-0; A-0-0; N-0-1		<b>Alabama State (3-0)</b> H-3-0; A-0-0; N-0-0		<b>Arkansas State (1-1)</b> H-1-0; A-0-1; N-0-0		Dec. 15, 1990..... H L 96-99	
Dec. 26, 1963..... N L 53-78		Feb. 24, 1988..... H W 108-90		Feb. 4, 1953..... A L 77-88		Dec. 6, 1998..... H L 68-80	
<b>Akron (0-1)</b> H-0-1; A-0-0; N-0-0		Feb. 13, 1991..... H W 113-88		Feb. 20, 1954..... H W 78-68		Dec. 5, 1999..... A L 54-55	
March 18, 2008..... H L (OT) 60-65		Feb. 19, 1997..... H W 94-49		<b>Army (1-2)</b> H-0-1; A-0-0; N-1-1		Dec. 17, 2009..... H W 76-72	
<b>Alabama (8-8)</b> H-4-1; A-2-5; N-2-2		<b>Alaska-Anchorage (1-0)</b> H-0-0; A-0-0; N-1-0		Feb. 7, 1957..... H L 62-71		Jan. 3, 2011..... A L 60-65	
Dec. 14, 1959..... A W 86-74		Nov. 25, 1989..... N W 75-74		Dec. 29, 1969..... N W 86-51		Jan. 4, 2012..... H W 85-56	
Jan. 31, 1961..... H W 68-57		<b>Alcorn State (2-0)</b> H-1-0; A-0-0; N-1-0		Dec. 29, 1976..... N L 71-72		Jan. 2, 2013..... A L 72-78	
Jan. 31, 1962..... A L 57-72		Dec. 29, 1986..... N W 84-62		<b>Auburn (8-23)</b> H-6-8; A-2-10; N-0-5		Dec. 4, 1976..... H W 97-87	
Dec. 10, 1962..... H W 72-53		Nov. 21, 2005..... H W 85-67		Dec. 17, 1958..... A L 74-95		<b>Baylor (3-0)</b> H-0-0; A-0-0; N-3-0	
Dec. 28, 1962..... N W 49-48		<b>American (0-1)</b> H-0-1; A-0-0; N-0-0		Dec. 29, 1958..... H L 62-69		Dec. 19, 1964..... N W 84-62	
Dec. 28, 1963..... N W 63-61		Dec. 22, 2001..... H L 72-77		Dec. 12, 1959..... A L 58-62		Dec. 16, 1972..... N W 85-67	
Dec. 9, 1963..... A L 53-62		<b>Arizona (3-1)</b> H-2-0; A-1-1; N-0-0		Dec. 28, 1959..... H L 63-76		Dec. 25, 2010..... N W..... 68-61	
Jan. 29, 1964..... H W 95-77		Jan. 5, 1970..... A W 87-78		Dec. 10, 1960..... A L 57-74		<b>Beloit (0-1)</b> H-0-0; A-0-0; N-0-1	
Dec. 7, 1964..... A L 73-76		Dec. 31, 1970..... H W 95-85		Jan. 17, 1961..... N L 67-74		March 9, 1955..... N L 88-110	
Jan. 30, 1965..... H L 66-75		Dec. 6, 1994..... A L 78-96		Dec. 9, 1961..... A W 56-52		<b>Bethune-Cookman (1-0)</b> H-1-0; A-0-0; N-0-0	
Dec. 28, 1966..... A L 79-80		Dec. 23, 1997..... H W 84-79		Jan. 28, 1964..... A L 59-63		Dec. 5, 1993..... H W 80-70	
Dec. 22, 1972..... N L 68-74		<b>Arkansas (1-1)</b> H-0-1; A-0-0; N-1-0		Dec. 5, 1964..... A L 68-92		<b>Binghamton (1-0)</b> H-1-0; A-0-0; N-0-0	
Dec. 20, 1975..... N L 72-76		Jan. 18, 1989..... N W 112-105		Jan. 25, 1965..... H W 58-55		Dec. 21, 2000..... H W 79-57	
Dec. 16, 1985..... A L 89-100		Jan. 21, 1991..... H L 92-109		Dec. 21, 1965..... N L 58-59		<b>Birmingham Southern (2-2)</b> H-2-1; A-0-1; N-0-0	
Dec. 6, 1986..... H W 72-71		<b>Arkansas-Little Rock (1-0)</b> H-1-0; A-0-0; N-0-0		Dec. 27, 1965..... N L 64-80		Feb. 23, 1949..... H L 44-50	
Nov. 27, 2009..... N W 60-51		Dec. 22, 1992..... H W 95-64		Dec. 27, 1966..... N L 59-67		Jan. 21, 1950..... A L 45-55	
<b>Alabama A&amp;M (1-0)</b> H-1-0; A-0-0; N-0-0				Dec. 4, 1978..... A W 71-70		Dec. 4, 2001..... H W 78-62	
Dec. 31, 2009..... H W 81-34				Feb. 4, 1980..... H W 73-69		Dec. 15, 2004..... H W 56-47	
<b>Alabama-Birmingham (4-0)</b> H-1-0; A-1-0; N-2-0				Dec. 17, 1980..... N L 74-78			
Dec. 30, 1978..... A W 85-66				Dec. 19, 1981..... H L 76-77			
Feb. 20, 1980..... H W 89-87				Dec. 1, 1982..... A L 68-78			
Nov. 16, 2007..... N W 78-70				Dec. 5, 1983..... H L 69-76			
Nov. 22, 2018..... N W 81-63				Dec. 3, 1989..... H W 82-78			

## SERIES RECORDS

### SERIES RECORDS – GAME-BY-GAME

<b>Boston College (11-7)</b>		
H-7-1; A-3-6; N-1-0		
Jan. 14, 2006.....A	L	87-90
Jan. 23, 2007.....A	L	82-85
Feb. 11, 2007.....H	L	67-68
Feb. 23, 2008.....H	W	66-63
Feb. 24, 2009.....A	L	67-72
Jan. 30, 2010.....A	W	61-57
Feb. 14, 2010.....H	W	62-47
Jan. 22, 2011.....H	W	67-51
Feb. 8, 2012.....A	L	60-64
Feb. 16, 2013.....H	W	69-66
March 4, 2014.....A	W	74-70
Feb. 18, 2015.....H	W	69-60
Jan. 26, 2016.....A	W	72-62
March 8, 2016.....N	W	88-66
Feb. 20, 2017.....H	W	104-72
Jan. 15, 2018.....A	L	75-81
March 3, 2018.....H	W	85-76
Jan. 20, 2019.....A	L	82-87
<b>Boston University (1-2)</b>		
H-0-0; A-0-1; N-1-1		
Dec. 20, 1955.....N	W	86-52
Dec. 28, 2002.....N	L	69-84
Feb. 24, 2009.....A	L	67-72
<b>Bowling Green (1-0)</b>		
H-0-0; A-0-0; N-1-0		
Dec. 17, 2005.....N	W	71-60
<b>Bradley (0-1)</b>		
H-0-0; A-0-1; N-0-0		
Dec. 8, 1956.....A	L	66-90
<b>Brigham Young (1-1)</b>		
H-0-0; A-0-0; N-1-1		
Dec. 29, 1972.....N	L	77-80
Nov. 16, 2012.....N	W	88-70
<b>Bucknell (1-0)</b>		
H-1-0; A-0-0; N-0-0		
Nov. 28, 1987.....H	W	87-58
<b>Buffalo (1-0)</b>		
H-1-0; A-0-0; N-0-0		
Nov. 12, 2012.....H	W	95-68
<b>Butler (2-3)</b>		
H-2-0; A-0-1; N-0-2		
Dec. 30, 1996.....H	W	87-68
Dec. 23, 1998.....A	L	65-77
March 17, 2006.....H	W	67-63
Dec. 15, 2007.....N	L	68-79
Dec. 23, 2010.....N	L	64-67
<b>California (1-0)</b>		
H-0-0; A-0-0; N-1-0		
Nov. 29, 2008.....N	W	80-77
<b>California (Pa.) (1-0)</b>		
H-0-0; A-0-0; N-1-0		
Jan. 9, 1986.....H	W	113-75
<b>California-Irvine (1-0)</b>		
H-1-0; A-0-0; N-0-0		
Jan. 30, 1971.....H	W	82-69
<b>California-Santa Barbara (1-0)</b>		
H-1-0; A-0-0; N-0-0		
Jan. 18, 1965.....H	W	62-61
<b>California State-Bakersfield (1-0)</b>		
H-1-0; A-0-0; N-0-0		
Dec. 18, 1974.....H	W	96-66
<b>Campbell (2-0)</b>		
H-2-0; A-0-0; N-0-0		
Dec. 29, 2001.....H	W	93-47
Dec. 22, 2005.....H	W	108-73
<b>Canisius (2-1)</b>		
H-2-0; A-0-1; N-0-0		
Feb. 6, 1974.....H	W	91-74
Jan. 25, 1975.....A	L	75-81
Nov. 19, 2018.....H	W	93-61
<b>Centenary (2-3)</b>		
H-2-0; A-0-3; N-0-0		
March 1, 1957.....A	L	74-92
Feb. 2, 1959.....A	L	63-87
Jan. 7, 1960.....H	W	81-71
Feb. 11, 1963.....H	W	82-68
Feb. 8, 1964.....A	L	72-79
<b>Central Connecticut State (1-0)</b>		
(Formerly known as Connecticut St. Teachers)		
H-1-0; A-0-0; N-0-0		
Dec. 14, 1950.....H	W	76-68
<b>Central Florida (11-0)</b>		
H-8-0; A-1-0; N-2-0		
Nov. 28, 1980.....H	W	57-41

Nov. 26, 1983.....H	W	95-56
Jan. 6, 1985.....H	W	76-58
Jan. 26, 1987.....H	W	76-57
Dec. 29, 1987.....N	W	101-67
Jan. 28, 1988.....H	W	93-69
Nov. 25, 1989.....H	W	133-79
Dec. 28, 1989.....N	W	97-64
Nov. 14, 2011.....H	W	73-50
Nov. 13, 2013.....A	W	80-68
Dec. 6, 2014.....H	W	96-73
<b>Central Methodist (Mo.) (0-2)</b>		
H-0-1; A-0-1; N-0-0		
Dec. 19, 1949.....A	L	50-62
Dec. 15, 1952.....H	L	59-62
<b>Charleston (3-0)</b>		
H-2-0; A-1-0; N-0-0		
Dec. 15, 1949.....H	W	72-37
Dec. 9, 1950.....A	W	74-54
Dec. 18, 2007.....H	W	66-61
<b>Charleston Southern (11-0)</b>		
(Formerly known as Baptist College)		
H-11-0; A-0-0; N-0-0		
Jan. 14, 1976.....H	W	107-54
Feb. 5, 1977.....H	W	139-72
Jan. 10, 1981.....H	W	87-60
Jan. 18, 1984.....H	W	92-75
Dec. 18, 2008.....H	W	71-48
Dec. 5, 2011.....H	W	76-51
Dec. 30, 2013.....H	W	67-59
Nov. 28, 2014.....H	W	58-47
Dec. 21, 2015.....H	W	75-64
Nov. 12, 2016.....H	W	88-67
Dec. 18, 2017.....H	W	69-58
<b>Chicago State (1-0)</b>		
H-0-0; A-0-0; N-1-0		
Dec. 20, 2003.....N	W	47-42
<b>Cincinnati (22-16)</b>		
H-12-3; A-6-10; N-4-3		
March 4, 1972.....A	L	64-88
Jan. 13, 1973.....H	W	78-74
Feb. 10, 1973.....A	L	62-89
Dec. 27, 1977.....A	L	75-77
Jan. 17, 1978.....H	W	76-66
Jan. 27, 1979.....A	W	80-77
Feb. 17, 1979.....H	W	76-71
Feb. 2, 1980.....A	W	54-52
Feb. 9, 1980.....H	W	77-74
Feb. 29, 1980.....N	W	79-69
Jan. 5, 1981.....A	W	79-77
Feb. 14, 1981.....H	L	79-80
March 6, 1981.....N	L	57-58
Feb. 20, 1982.....A	L	83-84
Feb. 27, 1982.....H	L	71-73
Jan. 22, 1983.....H	W	86-78
Feb. 5, 1983.....A	L	48-63
Jan. 14, 1984.....H	W	71-57
Feb. 29, 1984.....A	W	85-64
Jan. 2, 1985.....A	L	63-62
Feb. 27, 1985.....H	W	86-60
March 8, 1985.....N	W	76-65
Jan. 11, 1986.....H	W	76-73
Feb. 15, 1986.....A	L	72-78
Jan. 17, 1987.....A	L	67-69
Feb. 2, 1987.....H	W	77-75
Jan. 23, 1988.....A	W	74-71
Feb. 6, 1988.....H	W	101-68
March 11, 1988.....N	W	84-74
Jan. 21, 1989.....H	W	95-80
Feb. 4, 1989.....A	W	66-65
Jan. 11, 1990.....H	L	69-72
Feb. 8, 1990.....A	L	62-82
March 8, 1990.....N	L	64-65
Jan. 10, 1991.....H	W	72-67
Feb. 7, 1991.....A	L	67-76
Nov. 28, 2008.....N	W	58-42
March 18, 2012.....N	L	56-62
<b>The Citadel (7-4)</b>		
H-5-1; A-2-2; N-0-1		
Jan. 1, 1958.....N	L	57-59
Jan. 5, 1960.....H	L	74-76
Feb. 15, 1960.....A	L	60-100
Feb. 6, 1961.....H	W	83-77
Feb. 18, 1961.....A	L	66-79
Dec. 19, 1966.....A	W	83-67
Jan. 2, 1968.....A	W	96-75
Feb. 7, 1968.....H	W	93-50
Dec. 30, 1999.....H	W	77-51
Nov. 25, 2014.....H	W	66-55
Nov. 24m 2017.....H	W	113-78
<b>Clemson (43-32)</b>		
H-23-9; A-13-19; N-7-3		
Dec. 28, 1951.....N	L	56-62
Dec. 19, 1955.....N	L	76-94
Dec. 18, 1959.....A	L	64-68
Dec. 12, 1960.....H	W	74-57
Dec. 19, 1960.....A	W	65-64

Dec. 14, 1961.....H	L	77-82
Jan. 8, 1962.....A	L	69-75
Feb. 7, 1969.....A	W	70-67
Jan. 22, 1970.....H	W	122-80
Dec. 7, 1973.....N	W	65-58
Nov. 27, 1976.....A	L	92-108
Feb. 8, 1992.....H	W	102-90
Feb. 18, 1992.....A	L	67-68
Jan. 20, 1993.....A	W	89-71
Feb. 20, 1993.....H	W	102-92
March 12, 1993.....N	L	75-87
Jan. 19, 1994.....H	W	60-57
Feb. 19, 1994.....A	W	79-71
Jan. 18, 1995.....A	W	67-66
Feb. 18, 1995.....H	W	62-57
Jan. 17, 1996.....H	W	75-62
Feb. 17, 1996.....A	L	59-67
Jan. 11, 1997.....H	L	70-76
Feb. 23, 1997.....A	W	67-65
Jan. 13, 1998.....A	L	65-86
Feb. 15, 1998.....H	L	49-78
Jan. 12, 1999.....H	W	70-64
Feb. 14, 1999.....A	L	45-78
March 4, 1999.....N	W	(OT) 87-85
Jan. 12, 2000.....H	W	60-57
Feb. 12, 2000.....A	L	84-58
Jan. 31, 2001.....H	W	(OT) 88-84
March 3, 2001.....A	W	75-63
March 8, 2001.....H	L	64-66
Jan. 24, 2002.....H	W	68-63
Feb. 23, 2002.....A	L	78-87
March 7, 2002.....N	W	(OT) 91-84
Jan. 21, 2003.....H	W	60-59
Feb. 22, 2003.....A	L	60-74
March 13, 2003.....N	W	72-61
Jan. 13, 2004.....A	L	48-53
Feb. 14, 2004.....H	W	65-52
Jan. 12, 2005.....H	L	54-56
Feb. 27, 2005.....A	L	74-83
Jan. 4, 2006.....A	L	55-61
Feb. 1, 2006.....H	W	69-59
Jan. 3, 2007.....H	L	66-68
Feb. 7, 2007.....A	L	58-71
March 8, 2007.....N	W	67-66
Jan. 12, 2008.....A	L	(2OT) 85-97
Feb. 19, 2008.....H	W	64-55
Feb. 7, 2009.....A	W	65-61
Feb. 28, 2009.....H	W	73-66
Feb. 10, 2010.....A	L	67-77
Feb. 28, 2010.....H	L	50-53
Dec. 12, 2010.....H	W	75-69
Jan. 29, 2011.....A	L	44-62
Jan. 7, 2012.....A	L	59-79
March 4, 2012.....H	W	80-72
Jan. 5, 2013.....A	W	74-66
Jan. 24, 2013.....H	W	60-57
March 14, 2013.....N	W	73-69
Jan. 9, 2014.....A	W	56-41
Feb. 1, 2014.....H	L	53-49
Jan. 19, 2015.....A	W	59-55
Feb. 4, 2015.....H	L	56-62
March 11, 2015.....N	W	76-73
Jan. 2, 2016.....A	L	75-84
Jan. 30, 2016.....H	W	76-65
Feb. 5, 2017.....H	W	109-61
Feb. 25, 2017.....A	W	76-74
Feb. 14, 2018.....H	W	(OT) 81-79
Feb. 28, 2018.....A	L	63-76
Jan. 22, 2019.....H	W	77-68
Feb. 19, 2019.....A	W	77-64
<b>Cleveland State (2-2)</b>		
H-2-0; A-0-1; N-0-1		
Feb. 18, 1980.....H	W	86-83
Dec. 19, 2000.....A	L	(2OT) 85-87
Dec. 19, 2001.....H	W	76-63
Nov. 17, 2007.....N	L	(OT) 66-69
<b>Coastal Carolina (2-0)</b>		
H-2-0; A-0-0; N-0-0		
Dec. 21, 2006.....H	W	78-65
Nov. 22, 2008.....H	W	82-70
<b>Colorado State (2-0)</b>		
H-0-0; A-0-0; N-2-0		
Dec. 28, 1975.....N	W	84-54
Nov. 19, 2017.....N	W	90-73
<b>Connecticut (5-3)</b>		
H-1-1; A-1-0; N-3-2		
Jan. 6, 1973.....H	W	91-55
Nov. 26, 1989.....N	L	60-63
Feb. 6, 1993.....A	W	86-74
Dec. 12, 1995.....H	L	61-79
March 25, 1997.....N	W	(OT) 71-65
Nov. 26, 1997.....N	W	67-60
Nov. 26, 2011.....N	L	(OT) 76-78
Dec. 8, 2018.....N	W	79-71
<b>Creighton (0-1)</b>		
H-0-0; A-0-0; N-0-1		
Dec. 29, 1964.....N	L	77-85

<b>Culver-Stockton (0-1)</b>		
H-0-1; A-0-0; N-0-0		
Dec. 8, 1951.....H	L	56-59
<b>Davidson (2-0)</b>		
H-2-0; A-0-0; N-1-0		
Dec. 30, 2002.....N	W	82-66
March 15, 2016.....H	W	84-74
<b>Dayton (3-3)</b>		
H-1-0; A-2-3; N-0-0		
Feb. 15, 1969.....H	W	79-71
Feb. 7, 1970.....A	W	82-76
March 6, 1976.....A	L	81-95
Feb. 18, 1977.....A	W	76-71
Dec. 22, 1978.....A	L	80-97
Dec. 30, 1981.....A	L	79-93
<b>Denver (1-0)</b>		
H-0-0; A-0-0; N-1-0		
Jan. 3, 1972.....N	W	88-70
<b>DePaul (3-3)</b>		
H-0-0; A-1-0; N-2-3		
Dec. 28, 1964.....N	L	44-52
Feb. 23, 1992.....A		



## SERIES RECORDS

### SERIES RECORDS – GAME-BY-GAME

<b>East Tennessee State (1-3)</b>			
H-1-1; A-0-2; N-0-0			
Dec. 3, 1955.....	A	L	54-80
Dec. 15, 1956.....	H	L	59-65
March 9, 1968.....	A	L	69-79
Jan. 8, 1972.....	H	W	106-83

<b>Eastern Kentucky (6-1)</b>			
H-2-0; A-2-1; N-2-0			
Dec. 17, 1966.....	A	L	59-81
Dec. 4, 1971.....	H	W	96-83
March 11, 1972.....	N	W	83-81
Dec. 10, 1973.....	A	W	93-60
Dec. 4, 1974.....	N	W	87-70
Jan. 4, 1975.....	H	W	107-75
Dec. 6, 1975.....	A	W	65-59

<b>Eckerd (1-0)</b>			
H-1-0; A-0-0; N-0-0			
Nov. 27, 1978.....	H	W	116-71

<b>Elon (1-0)</b>			
H-1-0; A-0-0; N-0-0			
Nov. 23, 2001.....	H	W	89-59

<b>Erskine (1-1)</b>			
H-1-0; A-0-1; N-0-0			
Feb. 5, 1948.....	A	L	45-47
Feb. 28, 1948.....	H	W	49-48

<b>Evansville (1-1)</b>			
H-0-0; A-0-1; N-1-0			
Dec. 30, 1967.....	A	L	67-76
March 18, 1993.....	N	W	82-70

<b>Fairleigh Dickinson (3-0)</b>			
H-3-0; A-0-0; N-0-0			
Feb. 26, 1974.....	H	W	86-58
Jan. 11, 1978.....	H	W	85-43
Dec. 6, 2003.....	H	W	83-46

<b>Florida (27-43)</b>			
H-12-16; A-8-21; N-7-6			
Dec. 29, 1951.....	N	L	51-61
Dec. 27, 1954.....	N	L	79-82
Dec. 10, 1956.....	N	L	65-67
Dec. 11, 1957.....	A	L	70-71
Dec. 13, 1958.....	H	W	82-60
Dec. 5, 1959.....	A	L	71-81
Dec. 14, 1960.....	H	L	67-74
Feb. 22, 1961.....	A	L	74-75
Dec. 7, 1961.....	A	W	85-71
Feb. 21, 1962.....	A	W	79-56
Dec. 6, 1962.....	H	L	59-80
Jan. 23, 1963.....	A	L	50-52
Dec. 3, 1963.....	H	L	55-78
Jan. 23, 1964.....	A	L	50-52
Dec. 9, 1964.....	H	W	51-50
Feb. 23, 1965.....	A	L	65-77
Dec. 8, 1965.....	A	L	62-75
Jan. 18, 1966.....	H	L	65-74
Dec. 7, 1966.....	A	L	30-50
Feb. 22, 1967.....	H	L	75-90
Dec. 7, 1967.....	H	L	87-95
Feb. 21, 1968.....	A	L	64-89
Dec. 30, 1969.....	N	W	88-63
Dec. 9, 1978.....	N	W	68-61
Dec. 8, 1979.....	N	W	87-70
Dec. 13, 1980.....	N	L	74-81
Jan. 26, 1981.....	A	W	82-71
Dec. 12, 1981.....	N	L	65-81
Jan. 11, 1982.....	H	W	82-67
Dec. 19, 1982.....	H	L	63-84
Dec. 2, 1983.....	A	W	67-60
Dec. 23, 1983.....	H	W	87-64
Nov. 30, 1984.....	H	L	65-68
Feb. 4, 1985.....	A	L	79-96
Nov. 29, 1985.....	A	L	66-85
Nov. 28, 1986.....	H	W	80-76
Dec. 12, 1987.....	A	L	48-71
Dec. 3, 1988.....	H	W	104-86
Dec. 1, 1989.....	A	L	69-82
Nov. 30, 1990.....	H	L	68-85
Jan. 27, 1992.....	A	W	68-67
Jan. 2, 1993.....	H	L	86-89
Dec. 18, 1993.....	N	W	69-59
Feb. 21, 1994.....	A	L	61-72
Feb. 17, 1994.....	A	L	(2 OT) 65-71
Feb. 20, 1995.....	H	L	62-75
Dec. 16, 1995.....	N	W	74-52
Dec. 21, 1996.....	N	W	79-65
Dec. 14, 1997.....	N	W	83-81
Nov. 20, 1998.....	H	L	66-82
Nov. 19, 1999.....	A	L	61-96
Nov. 17, 2000.....	H	L	70-85
Nov. 16, 2001.....	A	L	47-68
Dec. 6, 2002.....	H	L	57-58
Jan. 3, 2004.....	A	L	73-87
Jan. 2, 2005.....	H	W	82-69
Nov. 25, 2005.....	A	L	66-74
Dec. 3, 2006.....	H	W	70-66
Nov. 23, 2007.....	A	W	65-51
Dec. 7, 2008.....	H	W	57-55

Nov. 24, 2009.....	A	L	52-68
Nov. 28, 2010.....	H	L	51-55
Dec. 22, 2011.....	A	L	64-82
Dec. 5, 2012.....	H	L	47-72
Nov. 29, 2013.....	A	L	66-67
Dec. 30, 2014.....	H	W	65-63
Dec. 29, 2015.....	A	W	73-71
Dec. 11, 2016.....	H	W	83-78
Dec. 4, 2017.....	A	W	83-66
Nov. 6, 2018.....	H	W	81-60

<b>Florida A&amp;M (5-0)</b>			
H-5-0; A-0-0; N-0-0			
Nov. 30, 1979.....	H	W	101-63
Feb. 21, 1981.....	H	W	92-79
Nov. 29, 1981.....	H	W	81-67
Dec. 6, 1982.....	H	W	81-79
Dec. 7, 1991.....	H	W	(forfeit) 2-0

<b>Florida Atlantic (5-0)</b>			
H-5-0; A-0-0; N-0-0			
Dec. 1, 1993.....	H	W	110-59
Dec. 3, 1994.....	H	W	101-63
Dec. 2, 1996.....	H	W	93-56
Dec. 2, 1997.....	H	W	90-52
Dec. 19, 2015.....	N	W	64-59

<b>Florida Gulf Coast (2-0)</b>			
H-1-0; A-0-0; N-1-0			
March 18, 2014.....	H	W	58-53
March 16, 2017.....	N	W	86-80

<b>Florida Institute of Technology (1-0)</b>			
H-1-0; A-0-0; N-0-0			
Dec. 14, 1985.....	H	W	122-83

<b>Florida International (9-1)</b>			
H-7-1; A-2-0; N-0-0			
Dec. 10, 1983.....	H	W	94-75
Dec. 3, 1984.....	H	W	97-43
Dec. 2, 1987.....	H	W	121-75
Nov. 27, 1988.....	H	W	100-75
Dec. 29, 1990.....	A	W	92-73
Nov. 25, 1994.....	H	W	88-41
Nov. 28, 1995.....	H	W	92-44
Dec. 12, 2004.....	H	L	60-65
Dec. 6, 2009.....	H	W	82-62
Nov. 18, 2010.....	A	W	89-66

<b>Florida Presbyterian (1-0)</b>			
H-0-0; A-1-0; N-0-0			
Dec. 2, 1967.....	A	W	90-66

<b>Florida Southern (23-7)</b>			
H-13-1; A-9-6; N-0-1			
Feb. 13, 1948.....	A	L	41-47
Feb. 21, 1948.....	H	W	55-48
Dec. 10, 1948.....	H	W	46-38
Dec. 11, 1948.....	H	W	63-45
Jan. 13, 1950.....	A	L	65-71
Jan. 14, 1950.....	A	L	48-59
Feb. 28, 1950.....	A	L	56-68
Dec. 16, 1950.....	A	W	86-55
Jan. 13, 1951.....	H	W	44-41
Jan. 16, 1952.....	A	L	51-54
Jan. 23, 1952.....	H	W	72-53
Jan. 13, 1953.....	A	W	71-69
Feb. 13, 1953.....	A	W	79-77
Jan. 13, 1954.....	A	W	98-80
Jan. 21, 1954.....	H	W	99-71
Jan. 7, 1955.....	A	W	73-69
Feb. 7, 1955.....	H	W	84-63
Feb. 13, 1956.....	H	W	92-74
Feb. 18, 1956.....	A	W	85-81
Feb. 5, 1957.....	A	L	63-78
Feb. 11, 1957.....	H	L	67-73
Feb. 24, 1966.....	H	W	99-54
Feb. 18, 1967.....	A	W	84-76
Feb. 10, 1968.....	H	W	104-82
Feb. 27, 1969.....	A	W	84-79
Feb. 10, 1970.....	H	W	98-74
Feb. 25, 1971.....	A	W	74-66
Jan. 29, 1972.....	H	W	84-63
Dec. 18, 1978.....	H	W	106-75
Feb. 11, 1980.....	A	W	85-77

<b>Fordham</b>			
H-0; A-0; 1-0			
Nov. 17, 2017.....	N	W	67-43

<b>Furman (7-3)</b>			
H-4-1; A-2-2; 1-0			
Jan. 3, 1957.....	N	W	108-96
Dec. 14, 1957.....	A	L	89-95
Dec. 6, 1958.....	H	W	73-72
Feb. 13, 1960.....	A	W	105-98
Feb. 20, 1961.....	H	W	99-57
Jan. 6, 1962.....	A	L	64-67
Feb. 6, 1964.....	H	W	57-48
Dec. 30, 1983.....	H	W	93-91
Dec. 29, 1984.....	A	W	97-75
Dec. 4, 2000.....	H	L	(OT) 74-79

<b>Gardner Webb (1-0)</b>			
H-1-0; A-0-0; N-0-0			
Nov. 15, 2010.....	H	W	78-53

<b>George Washington (3-0)</b>			
H-0-0; A-2-0; N-1-0			
Dec. 29, 1967.....	A	W	94-69
Jan. 25, 1979.....	A	W	71-68
Dec. 4, 2016.....	N	W	67-48

<b>Georgetown (4-0)</b>			
H-3-0; A-0-0; N-1-0			
Dec. 20, 1969.....	H	W	98-65
Jan. 8, 1973.....	H	W	101-70
March 21, 1992.....	N	W	78-68
March 24, 2014.....	H	W	101-90

<b>Georgetown College (1-0)</b>			
H-1-0; A-0-0; N-0-0			
Nov. 24, 2003.....	H	W	81-67

<b>Georgia (19-12)</b>			
H-9-3; A-6-5; N-4-4			
Jan. 17, 1948.....	A	L	46-65
Feb. 12, 1948.....	H	L	42-44
Dec. 27, 1951.....	N	L	50-79
Dec. 28, 1954.....	N	W	97-87
Jan. 15, 1955.....	H	W	90-81
Feb. 14, 1955.....	A	W	88-79
Jan. 13, 1956.....	A	W	79-76
March 5, 1956.....	H	W	80-75
Jan. 1, 1957.....	H	L	68-72
Jan. 21, 1957.....	A	W	86-63
Jan. 2, 1958.....	N	W	92-80
March 3, 1958.....	H	W	85-77
Dec. 20, 1958.....	N	L	72-83
Jan. 18, 1959.....	A	L	91-94
Dec. 30, 1959.....	N	L	66-69
Feb. 29, 1960.....	H	W	95-82
Dec. 28, 1960.....	N	L	56-62
Feb. 16, 1961.....	A	W	77-68
Feb. 15, 1962.....	A	W	71-62
March 2, 1962.....	H	W	101-69
Dec. 27, 1962.....	N	W	77-69
Jan. 14, 1963.....	H	W	88-54
Jan. 17, 1963.....	A	L	76-90
Jan. 18, 1964.....	H	W	64-63
March 3, 1964.....	A	L	70-85
Jan. 7, 1965.....	A	W	64-55
March 6, 1965.....	H	W	85-83
Jan. 3, 1966.....	A	L	57-63
March 5, 1966.....	H	W	87-69
Dec. 20, 1980.....	N	W	64-62
Dec. 1, 1981.....	H	L	67-70

<b>Georgia Southern (15-4)</b>			
H-7-2; A-3-2; N-5-0			
Jan. 15, 1948.....	H	L	56-60
Feb. 20, 1948.....	A	L	47-65
March 3, 1951.....	N	W	69-67
Jan. 19, 1952.....	H	L	75-93
Dec. 6, 1952.....	A	W	68-63
Dec. 11, 1953.....	H	W	68-58
Feb. 17, 1954.....	A	W	89-85
Dec. 6, 1954.....	H	W	75-67
March 1, 1955.....	H	W	91-83
Jan. 14, 1956.....	A	L	

## SERIES RECORDS

### SERIES RECORDS – GAME-BY-GAME

<b>Howard (1-0)</b>		
H-1-0; A-0-0; N-0-0		
Nov. 26, 1995.....	H W	97-81
<b>Idaho (1-0)</b>		
H-1-0; A-0-0; N-0-0		
Nov. 24, 1998.....	H W	70-57
<b>Illinois (1-0)</b>		
H-0-0; A-0-0; N-1-0		
Nov. 25, 2016.....	N W	72-61
<b>Illinois State (3-1)</b>		
H-3-0; A-0-1; N-0-0		
Dec. 3, 1974.....	H W	72-70
Feb. 2, 1976.....	A L	80-82
Feb. 12, 1976.....	H W	109-81
Nov. 13, 2006.....	H W	73-59
<b>Indiana (0-4)</b>		
H-0-0; N-0-1; N-0-3		
Dec. 8, 1975.....	A L	59-83
March 16, 1991.....	N L	60-82
March 26, 1992.....	N L	74-85
Nov. 25, 1992.....	N L	(OT) 78-81
<b>Indiana State (0-1)</b>		
H-0-0; A-0-0; N-0-1		
Dec. 27, 1973.....	N L	92-93
<b>Iona (2-0)</b>		
H-1-0; A-0-0; N-1-0		
Nov. 26, 2009.....	N W	54-49
Nov. 15, 2016.....	H W	99-78
<b>Iowa (1-2)</b>		
H-1-0; A-0-1; N-0-1		
March 18, 1988.....	N L	98-102
Dec. 2, 2002.....	H W	80-67
Dec. 2, 2015.....	A L	(OT) 75-78
<b>Iowa State (1-1)</b>		
H-1-1; A-0-0; N-0-0		
Nov. 20, 1992.....	H W	109-86
March 23, 2004.....	H L	59-62
<b>Jacksonville (48-19)</b>		
H-23-13; A-23-5; N-2-0		
Dec. 29, 1959.....	H W	86-69
Feb. 22, 1964.....	A W	101-77
Feb. 10, 1965.....	A W	97-74
Jan. 24, 1966.....	H L	86-90
Feb. 10, 1966.....	A W	78-49
Jan. 23, 1967.....	A W	81-70
Feb. 8, 1967.....	H W	68-67
Jan. 16, 1968.....	A W	92-79
Feb. 16, 1968.....	H W	106-65
Dec. 7, 1968.....	H W	93-88
Jan. 4, 1969.....	H L	68-76
Feb. 1, 1969.....	A W	93-89
Jan. 27, 1970.....	A W	89-83
Feb. 18, 1970.....	H L	81-85
Dec. 8, 1970.....	H L	108-114
Jan. 27, 1971.....	H L	65-83
Feb. 15, 1971.....	A L	79-90
Dec. 7, 1971.....	H W	90-83
Jan. 26, 1972.....	A L	82-84
Feb. 23, 1972.....	H W	70-61
Jan. 20, 1973.....	H L	66-70
Feb. 14, 1973.....	A W	83-74
Jan. 24, 1974.....	A W	78-74
Feb. 13, 1974.....	H L	89-113
Feb. 6, 1975.....	A W	63-55
Feb. 19, 1975.....	H L	71-76
Jan. 10, 1976.....	H W	77-57
Feb. 18, 1976.....	A W	74-65
Jan. 26, 1977.....	H L	70-77
Feb. 23, 1977.....	A L	64-70
Jan. 3, 1979.....	A L	68-71
Feb. 3, 1979.....	H W	84-81
Dec. 2, 1979.....	H L	76-77
Feb. 16, 1980.....	A W	64-55
Dec. 6, 1980.....	A W	59-57
Jan. 20, 1981.....	H W	59-50
Dec. 4, 1981.....	N W	94-93
Dec. 9, 1981.....	A L	80-83
Jan. 27, 1982.....	H L	79-80
Dec. 11, 1982.....	N W	81-66
Jan. 4, 1983.....	H W	61-60
Feb. 12, 1983.....	A W	83-74
Dec. 8, 1983.....	A W	76-63
Feb. 13, 1984.....	H L	47-56
Dec. 5, 1984.....	H W	61-60
Feb. 13, 1985.....	A W	88-72
Jan. 4, 1986.....	A L	62-69
Jan. 3, 1987.....	H L	78-90
Jan. 6, 1988.....	A W	87-63
Jan. 11, 1989.....	H W	85-70
Jan. 8, 1990.....	H W	104-99
Feb. 16, 1991.....	A W	99-79
Nov. 26, 1991.....	H W	100-91
Feb. 2, 1993.....	A W	92-77
Dec. 2, 1995.....	H W	87-80

Dec. 14, 1996.....	A W	108-84
Dec. 6, 1997.....	H W	77-44
Dec. 17, 1998.....	A W	72-53
Nov. 27, 1999.....	H W	83-59
Dec. 17, 2000.....	H W	75-61
Dec. 21, 2004.....	H W	101-57
Nov. 19, 2005.....	A W	78-48
Nov. 15, 2008.....	A W	59-57
Nov. 16, 2009.....	H W	87-61
Nov. 11, 2011.....	H W	79-67
Nov. 8, 2013.....	H W	89-61
Nov. 17, 2016.....	H W	98-79
<b>Jacksonville State (Ala.) (3-0)</b>		
H-3-0; A-0-0; N-0-0		
Dec. 16, 1953.....	H W	72-61
Dec. 4, 1954.....	H W	103-76
Dec. 8, 2013.....	H W	77-53
<b>James Madison (2-0)</b>		
(Formerly known as Madison College)		
H-1-0; A-1-0; N-0-0		
Feb. 14, 1976.....	A W	85-65
Jan. 12, 1977.....	H W	69-66
<b>Kansas (0-2)</b>		
H-0-0; A-0-1; N-0-1		
Dec. 9, 1966.....	A L	48-62
Nov. 28, 1997.....	N L	58-73
<b>Kansas State (0-2)</b>		
H-0-0; A-0-1; N-0-1		
Dec. 10, 1966.....	A L	58-81
Nov. 24, 1989.....	N L	70-71
<b>Kennesaw State (1-0)</b>		
H-1-0; A-0-0; N-0-0		
Nov. 23, 2017.....	H W	98-79
<b>Kent State (1-2)</b>		
H-0-1; A-1-0; N-0-1		
Jan. 13, 1969.....	H L	67-76
Feb. 5, 1970.....	A W	80-79
Nov. 27, 2004.....	N L	59-69
<b>Kentucky (2-6)</b>		
H-0-0; A-1-5; N-1-1		
Dec. 1, 1958.....	A L	68-91
Dec. 3, 1960.....	A W	63-58
Dec. 12, 1962.....	A L	54-83
March 18, 1972.....	N W	73-54
Feb. 7, 1977.....	A L	57-97
March 11, 1978.....	A L	76-85
March 9, 1980.....	A L	78-97
March 27, 1993.....	N L	81-106
<b>La Salle (3-1)</b>		
H-2-0; A-1-1; N-0-0		
Feb. 23, 1989.....	A L	100-101
Dec. 9, 1990.....	H W	83-74
Jan. 5, 2008.....	H W	81-76
Nov. 18, 2008.....	A W	65-61
<b>Lafayette (1-0)</b>		
H-1-0; A-0-0; N-0-0		
Jan. 2, 1994.....	H W	105-87
<b>Lamar Tech (1-0)</b>		
H-1-0; A-0-0; N-0-0		
Dec. 1, 1965.....	H W	73-68
<b>Lambuth (0-2)</b>		
H-0-0; A-0-1; N-0-1		
Dec. 28, 1948.....	A L	50-56
Feb. 28, 1949.....	N L	49-63
<b>Lipscomb (1-1)</b>		
H-1-0; A-0-1; N-0-0		
Feb. 10, 1950.....	H W	57-53
Jan. 5, 1951.....	A L	73-88
<b>Louisiana Lafayette (4-0)</b>		
(Formerly known as Southwestern Louisiana)		
H-2-0; A-2-0; N-0-0		
Jan. 24, 1976.....	H W	110-70
March 4, 1976.....	A W	68-65
Nov. 22, 1997.....	H W	96-70
Dec. 29, 1997.....	A W	80-71
<b>Louisiana Monroe (2-0)</b>		
H-2-0; A-0-0; N-0-0		
Dec. 2, 2005.....	H W	85-62
Dec. 17, 2012.....	H W	63-48
<b>Louisiana State (3-3)</b>		
H-1-0; A-0-2; N-2-1		
Dec. 18, 1957.....	A L	65-67
Dec. 27, 1958.....	H W	82-67
Dec. 1, 1959.....	A L	78-89
Dec. 16, 1967.....	N W	130-100
Dec. 30, 2004.....	N L	50-67
Nov. 23, 2018.....	N W	(OT) 79-76

<b>Louisiana Tech (1-1)</b>		
H-1-1; A-0-0; N-0-0		
March 19, 2013.....	H L	66-71
March 26, 2014.....	H W	78-75
<b>Louisville (12-34)</b>		
H-8-12; A-3-18; N-1-4		
Dec. 16, 1968.....	A L	78-79
Dec. 22, 1969.....	H W	79-69
Dec. 15, 1973.....	A L	78-90
Dec. 14, 1974.....	H L	75-84
Dec. 27, 1974.....	A L	61-79
Jan. 3, 1977.....	A L	75-78
Jan. 22, 1978.....	A W	70-60
Feb. 17, 1978.....	H W	81-70
March 4, 1978.....	N L	93-94
Jan. 20, 1979.....	H L	65-67
Feb. 1, 1979.....	A L	71-84
Jan. 27, 1980.....	A L	73-79
Feb. 24, 1980.....	H L	75-83
March 1, 1980.....	A L	72-81
Jan. 17, 1981.....	A L	78-98
Feb. 7, 1981.....	H L	73-82
Jan. 4, 1982.....	A L	57-79
Jan. 30, 1982.....	H W	71-65
March 6, 1982.....	N L	73-97
Jan. 8, 1983.....	H L	69-96
Feb. 7, 1983.....	A L	63-89
Jan. 25, 1984.....	A L	71-95
Feb. 6, 1984.....	H W	75-60
Jan. 12, 1985.....	H L	62-63
Feb. 20, 1985.....	A L	72-83
Jan. 15, 1986.....	H L	64-85
Feb. 19, 1986.....	A L	67-89
Jan. 7, 1987.....	H L	64-73
Feb. 18, 1987.....	A L	71-87
Jan. 9, 1988.....	H W	83-76
Feb. 17, 1988.....	A L	62-82
Feb. 6, 1989.....	A W	81-78
Feb. 16, 1989.....	H L	(OT) 77-78
March 12, 1989.....	N L	80-87
Jan. 14, 1990.....	H L	66-73
Feb. 6, 1990.....	A L	50-69
Jan. 12, 1991.....	H W	77-66
Feb. 9, 1991.....	A L	72-88
March 9, 1991.....	N W	76-69
Feb. 28, 2015.....	H L	59-81
Jan. 20, 2016.....	A L	65-84
Jan. 21, 2017.....	H W	73-68
Jan. 10, 2018.....	H L	69-73
Feb. 3, 2018.....	A W	80-76
March 7, 2018.....	N L	74-82
Feb. 9, 2019.....	H W	(OT) 80-75
<b>Loyola-Maryland (2-0)</b>		
H-1-0; A-0-0; N-0-0		
Nov. 17, 1997.....	H W	89-72
Dec. 6, 2017.....	H W	96-71
<b>Loyola-Marymount (2-0)</b>		
H-1-0; A-1-0; N-0-0		
Dec. 18, 2010.....	A W	74-63
Dec. 18, 2011.....	H W	77-61
<b>Loyola of New Orleans (8-13)</b>		
H-7-4; A-1-9; N-0-0		
Feb. 9, 1951.....	H L	65-75
Jan. 5, 1952.....	A L	52-74
Jan. 6, 1953.....	H L	66-72
Feb. 21, 1953.....	A L	77-85
Jan. 7, 1954.....	H L	76-80
Feb. 13, 1954.....	A L	72-88
Feb. 19, 1955.....	A L	95-101
Feb. 22, 1955.....	H W	87-84
Jan. 16, 1956.....	H W	85-75
March 3, 1956.....	A L	72-75
Feb. 20, 1957.....	H W	79-72
March 2, 1957.....	A L	56-82
Dec. 17, 1957.....	A L	56-82
Jan. 6, 1958.....	H L	67-79
Feb. 7, 1959.....	H W	61-60
Dec. 2, 1959.....	A L	64-71
Feb. 22, 1960.....	H W	69-50
Jan. 9, 1961.....	H W	73-55
Feb. 28, 1961.....	A W	72-68
Jan. 10, 1966.....	H W	73-53
Feb. 7, 1966.....	A L	62-63
<b>Maine (3-0)</b>		
H-3-0; A-0-0; N-0-0		
Nov. 21, 2003.....	H W	69-49
Dec. 8, 2007.....	H W	95-55
Dec. 9, 2012.....	H W	91-59
<b>Manhattan (4-0)</b>		
H-2-0; A-0-0; N-2-0		
Dec. 27, 1963.....	N W	85-81
Jan. 11, 1971.....	H W	98-68
Nov. 15, 2014.....	H W	81-66
Dec. 17, 2016.....	N W	83-67

<b>Marist (1-0)</b>		
H-1-0; A-0-0; N-0-0		
Dec. 28, 1996.....	H W	76-48
<b>Marquette (2-2)</b>		
H-0-0; A-0-2; N-2-0		
Dec. 15, 1967.....	A L	58-78
Jan. 19, 1980.....	A L	64-74
March 1, 1981.....	N W	81-78
Nov. 29, 2009.....	N W	57-56
<b>Marshall (1-3)</b>		
H-1-2; A-0-1; N-0-0		
Feb. 1, 1958.....	A L	68-109
Jan. 25, 1967.....	H L	71-77
Feb. 26, 1973.....	H L	59-71
Dec. 7, 1974.....	H W	90-63
<b>Maryland (15-30)</b>		
H-10-10; A-4-16; N-1-4		
Jan. 18, 1992.....	A W	91-83
Feb. 5, 1992.....	H L	85-93
Jan. 13, 1993.....	H W	105-85
Feb. 13, 1993.....	A W	87-84
Jan. 11, 1994.....	A L	74-80
Feb. 12, 1994.....	H L	66-69
Jan. 10, 1995.....	H L	57-70
Feb. 11, 1995.....	A L	65-80
March 10, 1995.....	N L	64-71
Feb. 10, 1996.....	H W	100-78
March 4, 1996.....	A L	78-88
Jan. 29, 1997.....	H W	74-70
Feb. 13, 1997.....	A L	57-73
Jan. 7, 1998.....	A L	



## SERIES RECORDS

### SERIES RECORDS – GAME-BY-GAME

Jan. 15, 1966.....	H	W	67-63
Feb. 5, 1966.....	A	L	66-81
Jan. 16, 1967.....	A	L	42-46
Feb. 4, 1967.....	H	W	55-51
Dec. 18, 1973.....	H	W	88-80
Dec. 9, 1974.....	A	L	69-70
Jan. 17, 1976.....	H	W	100-79
Jan. 15, 1977.....	A	L	75-81
Feb. 6, 1978.....	A	W	95-89
Feb. 11, 1978.....	H	W	89-82
Jan. 18, 1979.....	A	W	93-86
Feb. 25, 1979.....	H	W	90-87
March 2, 1979.....	A	W	35-34
Jan. 10, 1980.....	A	W	74-69
Feb. 7, 1980.....	H	W	55-54
Jan. 3, 1981.....	H	W	84-66
Feb. 28, 1981.....	A	W	80-78
Jan. 9, 1982.....	A	L	63-90
Feb. 13, 1982.....	H	L	60-62
Feb. 26, 1983.....	H	W	74-72
March 3, 1983.....	A	L	67-94
March 11, 1983.....	N	L	74-84
Feb. 11, 1984.....	H	L	69-73
Feb. 15, 1984.....	A	L	67-75
March 9, 1984.....	N	L	63-65
Jan. 23, 1985.....	H	L	69-74
Feb. 16, 1985.....	A	L	68-70
March 9, 1985.....	N	L	86-90
Feb. 10, 1986.....	A	L	73-99
Feb. 22, 1986.....	H	W	82-80
March 8, 1986.....	N	L	71-73
Jan. 19, 1987.....	A	L	68-76
Feb. 11, 1987.....	H	W	98-89
Jan. 13, 1988.....	H	W	92-85
Feb. 20, 1988.....	A	L	76-81
March 12, 1988.....	A	L	74-81
Feb. 1, 1989.....	H	L	82-99
Feb. 18, 1989.....	A	L	78-89
Jan. 24, 1990.....	H	W	78-72
Feb. 13, 1990.....	A	L	69-81
Jan. 24, 1991.....	A	L	66-67
Feb. 21, 1991.....	H	W	76-64

#### Mercer (16-9)

H-11-3 A-3-6; N-2-0

Jan. 23, 1948.....	H	L	48-61
Feb. 3, 1948.....	A	L	43-68
Jan. 18, 1949.....	H	L	56-65
Jan. 28, 1949.....	A	L	59-62
Feb. 26, 1949.....	N	W	52-46
Jan. 17, 1950.....	H	W	63-45
Feb. 1, 1950.....	A	L	61-69
Dec. 11, 1950.....	A	W	55-52
Feb. 17, 1951.....	H	W	69-64
Feb. 27, 1951.....	A	L	65-69
Dec. 5, 1952.....	A	L	62-78
Dec. 13, 1952.....	H	W	77-76
March 4, 1953.....	N	W	87-77
Dec. 8, 1953.....	H	W	72-70
Jan. 30, 1954.....	A	L	63-70
Jan. 11, 1972.....	H	W	96-78
March 3, 1973.....	H	W	112-94
Feb. 24, 1975.....	H	W	91-68
Feb. 28, 1976.....	H	W	90-67
Jan. 31, 1977.....	A	W	66-65
Jan. 20, 1992.....	H	W	78-64
Nov. 27, 2002.....	H	W	83-47
Nov. 21, 2009.....	A	W	89-50
Nov. 23, 2010.....	H	W	79-55
Dec. 2, 2012.....	H	L	56-61

#### Miami (FL) (47-36)

H-30-8; A-15-27; N-2-1

Dec. 19, 1950.....	A	L	61-80
Jan. 11, 1952.....	A	L	56-93
Feb. 11, 1952.....	H	L	63-76
Feb. 28, 1952.....	A	W	73-70
Jan. 9, 1953.....	A	L	63-93
Feb. 23, 1953.....	H	W	81-75
Jan. 9, 1954.....	A	L	61-78
Feb. 5, 1954.....	H	W	76-69
Dec. 20, 1954.....	H	W	71-66
Feb. 25, 1955.....	A	W	86-80
Jan. 7, 1956.....	H	L	78-76
Feb. 25, 1956.....	A	L	85-91
Jan. 12, 1957.....	H	L	77-85
Feb. 23, 1957.....	A	L	82-98
Jan. 18, 1958.....	H	W	71-70
Feb. 22, 1958.....	A	L	66-86
Dec. 19, 1958.....	N	L	79-85
Jan. 17, 1959.....	H	W	93-69
Feb. 28, 1959.....	A	L	85-92
Jan. 16, 1960.....	H	L	91-93
Feb. 27, 1960.....	A	L	89-107
Jan. 14, 1961.....	H	W	89-78
Feb. 25, 1961.....	A	L	73-75
Jan. 13, 1962.....	H	W	65-60
Feb. 24, 1962.....	A	W	83-80
Jan. 12, 1963.....	H	W	77-74
Feb. 23, 1963.....	A	L	70-99
Jan. 11, 1964.....	H	W	80-78
Feb. 29, 1964.....	A	L	80-82
Jan. 9, 1965.....	A	W	67-66

March 1, 1965.....	A	L	72-85
Jan. 7, 1966.....	H	W	78-62
Feb. 28, 1966.....	A	L	90-112
Jan. 7, 1967.....	H	W	61-60
March 1, 1967.....	A	L	90-110
Jan. 12, 1968.....	H	W	122-93
March 1, 1968.....	A	L	84-96
Dec. 6, 1968.....	N	W	111-84
Jan. 10, 1969.....	H	W	86-81
March 1, 1969.....	A	W	89-86
Jan. 9, 1970.....	H	W	104-63
Feb. 28, 1970.....	A	W	112-96
Jan. 8, 1971.....	H	W	114-106
Feb. 27, 1971.....	A	L	94-100
Jan. 20, 1986.....	A	L	75-83
Feb. 3, 1986.....	H	W	90-72
Feb. 4, 1987.....	A	L	57-63
Feb. 26, 1987.....	H	W	108-84
Jan. 18, 1990.....	A	L	97-101
Feb. 17, 1990.....	H	W	92-73
Dec. 8, 2002.....	H	W	72-55
Dec. 14, 2003.....	A	W	67-58
Jan. 15, 2005.....	A	L	63-64
Feb. 22, 2005.....	H	L	49-65
Jan. 29, 2006.....	H	L	(OT) 78-84
March 5, 2006.....	A	W	67-64
Jan. 20, 2007.....	H	W	82-73
March 3, 2007.....	A	W	(OT) 98-90
Feb. 6, 2008.....	A	W	62-55
March 8, 2008.....	H	W	(OT) 75-72
Jan. 21, 2009.....	A	L	69-75
Feb. 18, 2009.....	H	W	80-67
Feb. 6, 2010.....	H	W	71-65
March 6, 2010.....	A	W	61-60
Jan. 19, 2011.....	A	W	55-53
Feb. 26, 2011.....	H	W	65-59
Feb. 11, 2012.....	H	W	64-59
Feb. 26, 2012.....	A	L	62-78
March 9, 2012.....	N	W	82-71
Jan. 27, 2013.....	A	L	47-71
Feb. 13, 2013.....	H	L	68-74
Jan. 15, 2014.....	A	W	63-53
Feb. 10, 2014.....	H	L	73-77
Feb. 1, 2015.....	H	W	55-54
Feb. 25, 2015.....	A	L	77-81
Jan. 9, 2016.....	A	L	59-72
Feb. 14, 2016.....	H	L	65-67
Feb. 1, 2017.....	A	W	75-57
March 4, 2017.....	H	W	66-57
Jan. 7, 2018.....	A	L	74-80
Jan. 27, 2018.....	H	W	101-90
Jan. 9, 2019.....	H	W	68-62
Jan. 27, 2019.....	A	W	78-66

#### Miami (Ohio) (0-1)

H-0-0; A-0-0; N-0-1

Dec. 19, 1970.....	N	L	64-67
--------------------	---	---	-------

#### Michigan (1-3)

H-1-0; A-0-0; N-0-3

March 27, 1997.....	N	L	73-82
March 15, 2007.....	H	W	87-66
Nov. 22, 2013.....	N	L	(OT) 80-82
March 27, 2018.....	N	L	54-58

#### Michigan State (1-1)

H-1-0; A-0-1; N-0-0

March 17, 1997.....	H	W	68-63
Nov. 30, 2011.....	A	L	49-65

#### Middle Tennessee State (0-1)

H-0-0; A-0-0; N-0-1

March 16, 1989.....	N	L	83-97
---------------------	---	---	-------

#### Millikin (0-1)

H-0-0; A-0-0; N-0-1

March 15, 1951.....	N	L	60-91
---------------------	---	---	-------

#### Millsaps (2-0)

H-0-0; A-1-0; N-1-0

Feb. 5, 1949.....	A	W	49-46
Jan. 26, 1950.....	N	W	62-45

#### Minnesota (5-6)

H-3-3; A-1-3; N-1-1

March 16, 1972.....	N	W	70-56
Dec. 31, 1977.....	A	L	74-88
Dec. 20, 1979.....	H	W	112-91
Dec. 2, 1980.....	A	L	66-79
Nov. 29, 2000.....	H	L	71-76
Nov. 30, 2004.....	A	W	70-69
Nov. 27, 2007.....	H	W	75-61
Nov. 27, 2012.....	H	L	68-77
Dec. 3, 2013.....	A	L	61-71
April 1, 2014.....	N	L	(OT) 64-67
Nov. 28, 2016.....	H	W	75-67

#### Mississippi (3-1)

H-2-0; A-1-1; N-0-0

Jan. 9, 1951.....	H	W	63-58
Feb. 14, 1951.....	A	L	75-79
Dec. 3, 2003.....	H	W	66-60
Dec. 4, 2004.....	A	W	69-64

#### Mississippi College (5-1)

H-3-0; A-1-1; N-1-0

Dec. 7, 1948.....	H	W	53-21
Feb. 4, 1949.....	A	L	46-57
Dec. 5, 1949.....	H	W	43-24
Dec. 6, 1949.....	H	W	51-45
Feb. 28, 1950.....	N	W	74-63
Feb. 15, 1951.....	A	W	77-54

#### Mississippi State (5-5)

H-2-0; A-1-4; N-1-1

Dec. 10, 1951.....	A	L	47-75
Dec. 20, 1952.....	H	W	82-52
Dec. 4, 1953.....	A	L	75-87
Jan. 19, 1955.....	A	W	71-76
Feb. 21, 1955.....	H	W	102-86
Dec. 21, 1955.....	N	L	71-79
Dec. 29, 1998.....	N	W	69-58
March 20, 2007.....	A	L	71-86
Jan. 2, 2015.....	A	L	55-62
Dec. 16, 2015.....	H	W	90-66

#### Missouri (3-1)

H-1-0; A-0-1; N-2-0

Dec. 11, 1976.....	A	L	63-65
Dec. 21, 1977.....	H	W	97-64
Dec. 19, 1980.....	N	W	68-64
March 16, 2018.....	N	W	67-54

#### Missouri State (0-1)

(Formerly known as Southwest Missouri State)

H-0-0; A-0-1; N-0-0

Dec. 21, 1949.....	A	L	52-79
--------------------	---	---	-------

#### Missouri Western (1-0)

H-1-0; A-0-0; N-0-0

Nov. 30, 1976.....	H	W	109-80
--------------------	---	---	--------

#### Monmouth College (2-0)

H-2-0; A-0-0; N-0-0

March 5, 1984.....	H	W	82-55
Feb. 2, 1988.....	H	W	82-68

#### Montana (1-0)

H-0-0; A-0-0; N-1-0

March 19, 1992.....	N	W	78-68
---------------------	---	---	-------

#### Montana State (1-0)

H-0-0; A-0-0; N-2-0

March 7, 1955.....	N	W	93-84
--------------------	---	---	-------

#### Morehead State (1-1)

H-1-0; A-0-0; N-0-1

Jan. 2, 1957.....	N	L	75-97
Jan. 30, 1960.....	H	W	78-75

#### Morgan State (3-0)

H-3-0; A-0-0; N-0-0

Dec. 3, 1990.....	H	W	89-48
Dec. 20, 1993.....	H	W	90-67
Dec. 30, 2000.....	H	W	74-64

#### Morningside (1-0)

H-1-0; A-0-0; N-0-0

Dec. 16, 1955.....	H	W	104-93
--------------------	---	---	--------

#### Mount Saint Mary's (1-0)

## SERIES RECORDS

### SERIES RECORDS – GAME-BY-GAME

Feb. 16, 1994.....H	W	75-70
Jan. 15, 1995.....H	W	107-79
Feb. 15, 1995.....A	L	77-86
Jan. 13, 1996.....A	L	65-71
Feb. 14, 1996.....H	W	79-66
March 7, 1996.....N	L	65-80
Jan. 4, 1997.....H	W	71-51
Feb. 26, 1997.....A	L	44-67
Jan. 3, 1998.....A	W	68-55
Jan. 28, 1998.....H	W	64-52
March 5, 1998.....N	L	63-65
Jan. 23, 1999.....H	W	71-59
Feb. 24, 1999.....A	L	63-71
Feb. 2, 2000.....A	L	58-68
March 5, 2000.....H	L	51-70
Jan. 25, 2001.....H	L	(OT) 81-84
Feb. 25, 2001.....A	L	46-71
Jan. 8, 2002.....A	L	62-77
Jan. 10, 2002.....H	L	67-76
Jan. 18, 2003.....H	L	63-70
Feb. 18, 2003.....A	L	60-71
Jan. 11, 2004.....H	L	53-58
Feb. 10, 2004.....A	L	59-75
March 12, 2004.....N	L	71-78
Jan. 26, 2005.....A	W	70-64
March 10, 2005.....N	L	54-70
Feb. 15, 2006.....A	L	64-86
Feb. 24, 2007.....H	W	78-52
Jan. 26, 2008.....H	L	66-69
Feb. 27, 2008.....A	W	72-62
Jan. 13, 2009.....A	W	78-65
Jan. 12, 2010.....H	L	81-88
March 12, 2010.....N	L	52-58
Jan. 15, 2011.....H	W	84-71
March 6, 2011.....A	W	72-62
Feb. 18, 2012.....A	W	76-62
Feb. 19, 2013.....A	L	66-84
March 9, 2013.....H	W	71-67
Jan. 29, 2014.....A	L	70-74
Jan. 17, 2015.....H	L	63-72
Jan. 13, 2016.....A	W	85-78
Feb. 1, 2016.....H	W	77-73
Feb. 8, 2017.....H	W	95-71
Feb. 25, 2018.....A	L	72-92
March 2, 2019.....H	W	78-73
<b>North Florida (4-0)</b>		
H-4-0; A-0-0; N-0-0		
Nov. 12, 2010.....H	W	75-55
Nov. 21, 2012.....H	W	75-67
Dec. 17, 2014.....H	W	93-77
Dec. 19, 2018.....H	W	95-81
<b>Northeastern (1-1)</b>		
H-0-1; A-0-0; N-1-0		
Nov. 24, 2013.....N	W	62-60
Nov. 18, 2014.....H	L	73-76
<b>Northwestern (3-2)</b>		
H-1-0; A-1-2; N-1-0		
Dec. 23, 1972.....N	W	91-73
Dec. 1, 1999.....A	W	60-46
Nov. 28, 2001.....A	L	50-57
Dec. 1, 2003.....H	W	71-53
Dec. 3, 2008.....A	L	59-73
<b>Notre Dame (5-4)</b>		
H-4-0; A-0-3; N-1-1		
March 20, 2011.....N	W	71-57
Jan. 21, 2014.....H	W	76-74
Dec. 13, 2014.....A	L	63-83
Feb. 27, 2016.....H	W	77-56
Jan. 18, 2017.....H	W	83-80
Feb. 11, 2017.....A	L	72-84
Match 10, 2017.....N	L	73-77
Feb. 10, 2018.....A	L	69-84
Feb. 25, 2019.....H	W	68-61
<b>Oglethorpe (2-1)</b>		
H-2-0; A-0-1; N-0-0		
Jan. 27, 1949.....A	L	52-64
Feb. 12, 1949.....H	W	47-46
Dec. 1, 1971.....H	W	112-69
<b>Ohio (2-1)</b>		
H-1-0; A-0-1; N-1-0		
Feb. 3, 1958.....A	L	66-86
Dec. 21, 1974.....H	W	67-60
Nov. 23, 2015.....N	W	90-81
<b>Ohio State (0-6)</b>		
H-0-2; A-0-3; N-0-1		
Dec. 2, 1961.....A	L	57-72
Dec. 4, 1967.....A	L	69-76
Dec. 27, 1968.....H	L	86-93
Nov. 23, 2000.....N	L	65-90
Dec. 2, 2009.....A	L	64-77
Nov. 30, 2010.....H	L	44-58
<b>Oklahoma (0-2)</b>		
H-0-1; A-0-1; N-0-0		
Dec. 13, 1986.....A	L	92-109

Dec. 10, 1987.....H	L	87-89
<b>Oklahoma City (4-2)</b>		
H-2-1; A-2-1; N-0-0		
Feb. 12, 1958.....H	W	57-52
Jan. 31, 1959.....A	L	75-103
Feb. 16, 1959.....H	L	84-98
Jan. 4, 1962.....H	W	99-74
Feb. 3, 1962.....A	W	81-79
Dec. 30, 1972.....A	W	94-80
<b>Oklahoma State (0-2)</b>		
H-0-0; A-0-0; N-0-2		
Dec. 18, 1964.....N	L	56-60
Dec. 16, 2017.....N	L	70-71
<b>Old Dominion (0-1)</b>		
H-0-0; A-0-1; N-0-0		
Jan. 6, 1979.....A	L	76-80
<b>Oral Roberts (2-0)</b>		
H-1-0; A-1-0; N-0-0		
March 1, 1977.....H	W	91-87
Feb. 27, 1978.....A	W	80-76
<b>Oregon (1-0)</b>		
H-1-0; A-0-0; N-0-0		
Dec. 4, 1969.....H	W	100-84
<b>Oregon State (2-1)</b>		
H-1-0; A-0-0; N-1-1		
Dec. 2, 1969.....H	W	69-68
Dec. 29, 1971.....N	W	73-72
Dec. 27, 1975.....N	L	75-78
<b>Palm Beach Atlantic (1-0)</b>		
H-1-0; A-0-0; N-0-0		
Dec. 13, 1975.....H	W	109-52
<b>Panama Nationals (1-0)</b>		
H-1-0; A-0-0; N-0-0		
Jan. 28, 1966.....H	W	96-73
<b>Paris Island Marines (0-2)</b>		
H-0-1; A-0-1; N-0-0		
Nov. 26, 1951.....A	L	46-78
Jan. 26, 1952.....H	L	62-64
<b>Penn State (3-1)</b>		
H-1-0; A-1-0; N-1-1		
Dec. 27, 1972.....N	W	70-60
Dec. 23, 1978.....N	L	57-64
Dec. 5, 1987.....H	W	63-60
Dec. 17, 1988.....A	W	87-81
<b>Pepperdine (3-0)</b>		
H-1-0; A-1-0; N-1-0		
March 14, 1951.....N	W	61-59
Jan. 2, 1970.....A	W	121-83
Jan. 2, 1971.....H	W	101-82
<b>Pittsburgh (4-13)</b>		
H-2-3; A-1-8; N-1-2		
Dec. 8, 1973.....N	L	60-82
Dec. 22, 1982.....H	L	74-75
Dec. 20, 1983.....A	L	89-102
March 18, 1984.....N	L	63-66
Dec. 21, 1984.....N	W	83-76
Dec. 21, 1985.....A	L	75-88
Dec. 28, 1987.....A	L	71-72
Dec. 22, 2003.....A	L	56-63
Nov. 24, 2006.....A	L	66-88
Dec. 21, 2008.....H	L	56-48
Feb. 23, 2014.....A	W	71-66
Jan. 14, 2015.....A	L	64-73
March 7, 2015.....H	W	61-52
Jan. 23, 2016.....H	L	72-74
Feb. 18, 2017.....A	L	66-80
Feb. 18, 2018.....H	W	88-75
Jan. 14, 2019.....A	L	62-75
<b>Princeton (0-3)</b>		
H-0-1; A-0-0; N-0-2		
Dec. 15, 1972.....N	L	59-61
Dec. 28, 1998.....N	L	46-50
Dec. 30, 2011.....H	L	(3 OT) 73-75
<b>Providence (1-2)</b>		
H-0-0; A-0-1; N-1-1		
Dec. 29, 2006.....N	W	92-62
Dec. 22, 2007.....A	L	95-101
Nov. 22, 2014.....N	L	54-80
<b>Purdue (3-0)</b>		
H-2-0; A-0-0; N-1-0		
Dec. 26, 1974.....N	W	69-66
Nov. 29, 2005.....H	W	97-57
Nov. 28, 2018.....H	W	73-72
<b>Radford (1-0)</b>		
H-1-0; A-0-0; N-0-0		
Dec. 20, 1995.....H	W	79-59

<b>Rhode Island (3-0)</b>		
H-1-0; A-1-0; N-1-0		
March 12, 1987.....H	W	107-92
Dec. 29, 1989.....A	W	95-76
Nov. 25, 2000.....N	W	86-71
<b>Rhodes College (0-1)</b>		
(Formerly known as Southwestern [Memphis])		
H-0-0; A-0-1; N-0-0		
Dec. 30, 1948.....A	L	47-54
<b>Rice (5-2)</b>		
H-3-0; A-1-2; N-1-0		
Dec. 6, 1961.....H	W	76-66
Dec. 11, 1963.....A	L	81-102
Dec. 30, 1964.....N	W	81-56
Dec. 5, 1965.....H	W	76-72
Jan. 20, 1969.....A	L	80-83
Nov. 29, 1996.....H	W	79-54
Nov. 14, 1997.....A	W	65-53
<b>Richmond (1-3)</b>		
H-0-1; A-1-2; N-0-0		
Dec. 22, 1962.....H	L	56-62
Jan. 2, 1964.....A	L	65-69
Dec. 16, 1966.....A	L	76-80
Dec. 20, 1967.....A	W	114-91
<b>Rider (1-0)</b>		
H-1-0; A-0-0; N-0-0		
Jan. 4, 1989.....H	W	113-67
<b>Robert Morris (1-0)</b>		
H-1-0; A-0-0; N-0-0		
Dec. 23, 1991.....H	W	76-60
<b>Rollins (20-2)</b>		
H-13-0; A-7-2; N-0-0		
Feb. 1, 1951.....N	W	60-57
Feb. 20, 1951.....H	W	62-45
Feb. 1, 1952.....H	W	74-71
Feb. 8, 1952.....A	L	55-69
Dec. 12, 1952.....H	W	90-83
Dec. 31, 1952.....A	L	79-82
Jan. 11, 1954.....A	W	82-72
Jan. 19, 1954.....H	W	85-68
Jan. 31, 1955.....H	W	86-74
Feb. 16, 1955.....A	W	110-82
Dec. 5, 1955.....H	W	101-67
Jan. 9, 1956.....A	W	71-70
Feb. 4, 1957.....H	W	97-94
Feb. 16, 1957.....H	W	96-79
Feb. 13, 1958.....H	W	80-61
Feb. 23, 1959.....A	W	94-83
Feb. 11, 1960.....H	W	101-58
Jan. 28, 1961.....A	W	78-70
Jan. 11, 1962.....H	W	110-53
Dec. 8, 1969.....A	W	107-86
Dec. 2, 1975.....H	W	90-47
Nov. 28, 1977.....H	W	83-59
<b>Rutgers (2-0)</b>		
H-1-0; A-1-0; N-0-0		
Dec. 22, 1967.....H	W	87-77
Nov. 23, 2017.....A	W	78-73
<b>Saint Bonaventure (1-0)</b>		
H-0-0; A-0-0; N-1-0		
March 16, 2012.....N	W	66-63
<b>Saint Joseph's (Pa.) (2-0)</b>		
H-1-0; A-0-0; N-1-0		
Jan. 7, 1985.....H	W	88-72
Nov. 17, 2012.....N	W	73-66
<b>Saint Leo (3-0)</b>		
H-3-0; A-0-0; N-0-0		
Dec. 5, 1977.....H	W	90-49
Jan. 25, 1982.....H	W	101-74
Nov. 29, 1982.....H	W	92-54
<b>Saint Louis (12-1)</b>		
H-3-0; A-6-1; N-3-0		
Jan. 4, 1972.....N	W	63-62
Jan. 26, 1978.....A	W	88-75
Feb. 4, 1978.....A	W	72-68
Jan. 12, 1979.....A	W	61-59
Feb. 12, 1979.....H	W	84-79
Jan. 4, 1980.....A	W	75-73
Feb. 14, 1980.....A	W	71-69
Feb. 4, 1981.....A	L	71-72
Feb. 9, 1981.....H	W	70-57
March 5, 1981.....N	W	84-77
Jan. 13, 1982.....A	W	75-74
Jan. 23, 1982.....H	W	89-73
Dec. 22, 2018.....N	W	81-59
<b>Saint Peter's (1-0)</b>		
H-1-0; A-0-0; N-0-0		
Dec. 23, 2006.....H	W	76-63

<b>Saint Thomas (6-0)</b>		
H-3-0; A-3-0; N-0-0		
Dec. 3, 1970.....H	W	106-70
Feb. 28, 1972.....A	W	94-66
Dec. 9, 1972.....H	W	97-62
Dec. 3, 1973.....H	W	109-71
Jan. 11, 1975.....A	W	88-59
Jan. 20, 1975.....A	W	95-85
<b>Sam Houston State (1-0)</b>		
H-1-0; A-0-0; N-0-0		
Nov. 13, 1998.....H	W	88-51
<b>Samford (Howard) (12-0)</b>		
H-8-0; A-3-0; N-1-0		
Jan. 20, 1950.....A	W	59-58
Feb. 4, 1950.....H	W	50-39
Dec. 15, 1950.....H	W	60-44
Jan. 19, 1951.....A	W	58-51
Feb. 26, 1951.....N	W	64-54
Feb. 18, 1966.....H	W	77-66
Dec. 9, 1967.....H	W	104-89
Jan. 16, 1971.....H	W	122-79
Jan. 25, 1973.....A	W	47-34
Dec. 19, 1989.....H	W	100-62
Dec. 2, 2007.....H	W	61-45
Dec. 19, 2016.....H	W	76-68
<b>San Diego State (0-1)</b>		
H-0-0; A-0-1; N-0-0		
Dec. 29, 1982.....A	L	85-89
<b>San Francisco (0-1)</b>		
H-0-0; A-0-1; N-0-0		
Dec. 18, 1976.....A	L	87-93
<b>Santa Clara (1-1)</b>		
H-0-0; A-0-0; N-1-1		
Dec. 29, 1955.....N	L	59-61
Dec. 17, 1976.....N	W	94-80
<b>Savannah State (3-0)</b>		
H-3-0; A-0-0; N-0-0		
Nov. 24, 2002.....H	W	79-46
Nov. 20, 2001.....H	W	93-41
Feb. 1, 2004.....H	W	88-73
<b>Seton Hall (3-1)</b>		
H-0-1; A-1-0; N-2-0		
Feb. 3, 1973.....N	W	80-61
Dec. 10, 1977.....N	W	94-63
Jan. 18, 1997.....A	W	67-56
Dec. 11, 1999.....H	L	56-79
<b>Sewanee (3-3)</b>		
H-1-1; A-2-1; N-0-1		
Feb. 18, 1949.....H	L	35-43
Feb. 19, 1949.....H	W	47-39
Feb. 17, 1950.....A	W	80-59
Feb. 18, 1950.....A	W	85-65
Dec. 26, 1951.....N	L	48-58
Dec. 17, 1952.....A	L	58-69
<b>Shawnee State (1-0)</b>		
H-1-0; A-0-0; N-0-0		
Nov. 24, 2004.....H	W	88-65
<b>Siena (1-0)</b>		
H-1-0; A-0-0; N-0-0		
Nov. 18, 1992.....H	W	89-80
<b>South Alabama (10-3)</b>		
H-6-2; A-4-1; N-0-0		
Jan. 19, 1972.....H	W	105-72
Feb. 7, 1972.....A	W	104-81
Feb. 23, 1973.....A	W	86-69
Feb. 23, 1974.....H	W	105-63
March 4, 1974.....A	W	96-91
Jan. 22, 1977.....H	W	115-86
Feb. 2, 1978.....H	L	56-58
Feb. 6, 1979.....A	L	61-78
Dec. 14, 1988.....H	W	87-82
Jan. 2, 1990.....A	W	78-75
Dec. 16, 2004.....H	W	83-52
Nov. 20, 2012.....H	W	80-39
Nov. 9, 2012.....H	L	71-76
<b>South Carolina (16-14)</b>		



## SERIES RECORDS

### SERIES RECORDS – GAME-BY-GAME

Feb. 1, 1986.....	A	L	73-81
March 1, 1986.....	H	W	68-62
Jan. 21, 1987.....	H	L	60-63
Feb. 14, 1987.....	A	W	80-72
March 6, 1987.....	N	L	85-86
Jan. 25, 1988.....	H	L	72-80
Feb. 27, 1988.....	A	L	78-81
Jan. 26, 1989.....	A	W	69-67
Feb. 8, 1989.....	H	W	88-72
March 11, 1989.....	A	W	80-63
Jan. 20, 1990.....	H	L	53-56
March 3, 1990.....	A	W	79-70
Jan. 19, 1991.....	A	W	81-80
March 2, 1991.....	H	W	70-59
March 7, 1991.....	N	W	65-55
March 21, 2006.....	H	L (OT)	68-69

#### South Carolina-Aiken (1-0)

Jan. 14, 1980.....	H-1-0; A-0-0; N-0-0	W	82-69
--------------------	---------------------	---	-------

#### South Carolina-Spartanburg (1-0)

Dec. 4, 1986.....	H-1-0; A-0-0; N-0-0	W	97-69
-------------------	---------------------	---	-------

#### South Carolina State (1-0)

Nov. 28, 2003.....	H-1-0; A-0-0; N-0-0	W	81-46
--------------------	---------------------	---	-------

#### South Dakota (1-0)

Dec. 5, 1970.....	H-1-0; A-0-0; N-0-0	W	125-65
-------------------	---------------------	---	--------

#### South Dakota State (1-0)

March 13, 1951.....	H-0-0; A-0-0; N-1-0	W	85-70
---------------------	---------------------	---	-------

#### South Florida (21-12)

Jan. 29, 1973.....	H-12-2; A-6-8; N-3-2	W	95-53
Jan. 19, 1974.....	A	L	94-95
Feb. 9, 1974.....	H	W	118-84
Jan. 15, 1975.....	A	L	71-77
Feb. 28, 1975.....	H	W	77-64
Dec. 19, 1975.....	N	W	78-71
Jan. 20, 1976.....	A	W	76-72
Feb. 7, 1976.....	H	W	88-62
Jan. 20, 1977.....	A	W	97-74
Feb. 26, 1977.....	H	W	103-72
Dec. 9, 1977.....	N	W	76-67
Dec. 6, 1979.....	A	W	89-71
Jan. 7, 1980.....	H	W	84-69
Dec. 5, 1981.....	A	L	67-82
Dec. 10, 1982.....	N	L	77-90
Feb. 22, 1984.....	A	L	51-53
Jan. 9, 1985.....	H	L	54-56
Feb. 16, 1987.....	H	W	83-78
Jan. 16, 1988.....	A	W	86-70
Dec. 20, 1988.....	H	W	113-81
Dec. 16, 1989.....	A	W	78-72
Dec. 18, 1990.....	H	W	80-72
Dec. 20, 1991.....	A	L	88-92
Dec. 30, 1992.....	H	W	94-73
Dec. 11, 1993.....	A	L	63-65
Nov. 29, 1994.....	H	W	95-88
Jan. 31, 1998.....	A	L	68-70
Feb. 2, 1999.....	H	W	77-66
Jan. 8, 2000.....	A	L	55-66
Dec. 7, 2000.....	H	L	54-69
Jan. 2, 2002.....	A	W	78-74
Nov. 18, 2007.....	N	L	67-68
Dec. 20, 2014.....	N	W	75-62

#### Southeast Missouri State (2-0)

Dec. 22, 1994.....	H-3-0; A-0-0; N-0-0	W	100-75
Dec. 13, 2015.....	H	W	75-58
Dec. 17, 2018.....	H	W	85-68

#### Southeastern Louisiana (2-0)

Dec. 10, 2006.....	H-1-0; A-0-0; N-0-0	W	88-62
Dec. 13, 2015.....	H	W	75-58

#### Southern California (2-2)

Dec. 21, 1968.....	H-1-0; A-0-1; N-1-1	W	70-68
Jan. 3, 1970.....	A	L	68-71
Dec. 18, 1970.....	N	L	85-94
March 14, 1991.....	N	W	75-72

#### Southern Illinois (1-1)

Jan. 27, 1973.....	H-1-0; A-0-1; N-0-0	W	78-73
Jan. 21, 1974.....	A	L	73-77

#### Southern Methodist (1-0)

Nov. 14, 2006.....	H-1-0; A-0-0; N-0-0	W	59-52
--------------------	---------------------	---	-------

#### Southern Mississippi (18-8)

Dec. 11, 1951.....	H-12-2; A-5-6; N-1-0	L	83-84
--------------------	----------------------	---	-------

Dec. 14, 1951.....	H	L	70-78
Feb. 18, 1957.....	H	W	81-72
Jan. 6, 1959.....	H	W	65-62
Jan. 9, 1960.....	N	L	78-87
Dec. 7, 1970.....	A	W	117-84
Jan. 13, 1983.....	H	W	71-65
Jan. 29, 1983.....	A	W	94-82
Jan. 7, 1984.....	A	W	83-64
Feb. 4, 1984.....	H	W	78-74
Jan. 26, 1985.....	A	L	63-77
Feb. 11, 1985.....	H	W	91-79
Jan. 18, 1986.....	H	L	92-94
Feb. 8, 1986.....	A	L	96-102
Jan. 14, 1987.....	A	W	95-74
Feb. 28, 1987.....	H	W	117-102
Feb. 13, 1988.....	H	W	83-75
March 5, 1988.....	A	W	87-83
Jan. 7, 1989.....	H	W	104-79
March 4, 1989.....	A	W	81-78
Jan. 6, 1990.....	H	W	113-82
Jan. 31, 1990.....	A	L	72-84
Jan. 5, 1991.....	A	L	72-84
Feb. 26, 1991.....	H	W	85-83
Dec. 6, 2016.....	H	W	98-49
Dec. 21, 2017.....	H	W	98-45

#### Southern University (1-0)

Dec. 6, 1991.....	H-1-0; A-0-0; N-0-0	W	95-75
-------------------	---------------------	---	-------

#### Spring Hill (3-3)

Dec. 10, 1947.....	H-2-1; A-1-2; N-0-0	W	39-36
Jan. 24, 1948.....	A	L	54-76
Dec. 19, 1951.....	A	L	54-64
Dec. 19, 1953.....	H	L	60-69
Jan. 18, 1955.....	A	W	81-72
Dec. 9, 1958.....	H	W	100-70

#### Stetson (42-11)

Jan. 13, 1948.....	H-25-4; A-13-7; N-4-0	L	56-65
Feb. 24, 1948.....	H	W	41-38
Jan. 5, 1949.....	A	W	49-40
Jan. 14, 1949.....	A	W	40-36
Jan. 28, 1950.....	H	L	61-70
Jan. 12, 1951.....	H	L	66-67
Jan. 27, 1951.....	A	L	53-71
March 2, 1951.....	N	W	65-58
Feb. 7, 1952.....	A	L	48-58
Feb. 23, 1952.....	H	L	64-66
Feb. 10, 1953.....	A	W	83-79
Feb. 25, 1953.....	A	W	76-66
March 5, 1953.....	H	L	81-94
Dec. 18, 1953.....	H	W	74-71
Jan. 16, 1954.....	A	L	60-82
Dec. 18, 1954.....	H	W	94-79
Jan. 29, 1955.....	A	W	84-73
Feb. 28, 1955.....	H	W	86-77
Dec. 10, 1955.....	H	W	71-78
Feb. 20, 1956.....	A	W	89-84
Jan. 14, 1957.....	A	L	70-97
Jan. 19, 1957.....	H	W	104-86
Jan. 16, 1958.....	H	W	77-60
Feb. 21, 1959.....	A	L	91-98
Feb. 9, 1963.....	H	W	73-57
Feb. 27, 1964.....	A	W	80-60
Jan. 6, 1968.....	A	W	72-60
Feb. 29, 1968.....	H	W	111-81
Feb. 10, 1969.....	H	W	95-67
Feb. 26, 1970.....	A	W	94-64
Jan. 18, 1971.....	H	W	78-71
Dec. 6, 1971.....	A	W	49-47
Feb. 26, 1972.....	N	W	90-54
Jan. 17, 1973.....	H	W	84-67
March 5, 1975.....	A	L	54-63
Dec. 11, 1975.....	H	W	81-71
Feb. 12, 1977.....	A	W	87-80
Jan. 12, 1987.....	H	W	83-75
Dec. 16, 1987.....	N	W	80-67
Dec. 9, 1988.....	H	W	91-74
Dec. 22, 1989.....	H	W	92-83
Jan. 14, 1991.....	N	W	69-64
Dec. 18, 2002.....	H	W	93-76
Dec. 30, 2003.....	A	W	87-72
Dec. 23, 2004.....	H	W	71-61
Dec. 20, 2005.....	H	W	75-57
Dec. 5, 2006.....	A	W	82-63
Nov. 30, 2007.....	H	W	72-59
Nov. 20, 2008.....	H	W	79-77
Nov. 18, 2009.....	H	W	80-38
Dec. 15, 2010.....	H	W	97-63
Nov. 16, 2011.....	H	W	79-66
Dec. 22, 2014.....	H	W	63-59

#### Tennessee (3-5)

Dec. 9, 1957.....	H-1-0; A-1-4; N-1-1	L	57-74
Jan. 4, 1961.....	A	L	68-70
Dec. 16, 1961.....	A	W	69-62
Jan. 2, 1963.....	A	L	65-66
Dec. 22, 1964.....	N	L	43-65
Dec. 30, 1986.....	N	W	71-90
Dec. 19, 1987.....	A	L	98-81
Jan. 15, 1989.....	H	W	101-90

Dec. 3, 1991.....	N	L	71-89
March 12, 1997.....	A	W	82-67
March 9, 2014.....	H	L	74-58
Jan. 11, 2015.....	A	L	57-70
Feb. 11, 2016.....	A	L	72-85
March 5, 2016.....	H	W	78-73
Jan. 28, 2017.....	A	L	72-82
Jan. 13, 2018.....	H	W (2OT)	101-90
Feb. 5, 2019.....	A	W	80-62

#### Tampa (31-8)

Jan. 15, 1949.....	H-20-0; A-11-6; N-0-2	L	56-58
Feb. 2, 1949.....	A	W	60-58
March 1, 1949.....	N	L	47-56
Jan. 12, 1950.....	A	L	60-80
Feb. 11, 1950.....	H	W	58-56
Jan. 17, 1951.....	H	W	80-69
Jan. 25, 1951.....	A	L	66-76
Jan. 15, 1952.....	A	W	72-66
Feb. 15, 1952.....	H	W	79-60
Feb. 29, 1952.....	N	L	57-78
Jan. 12, 1953.....	A	L	73-77
Feb. 14, 1953.....	H	W	83-74
Jan. 6, 1954.....	H	W	74-58
Jan. 12, 1954.....	A	W	73-63
Dec. 14, 1954.....	H	W	90-62
Jan. 8, 1955.....	A	W	96-61
Dec. 13, 1955.....	A	W	89-67
Feb. 7, 1956.....	H	W	88-73
Feb. 2, 1957.....	A	W	82-67
Feb. 25, 1957.....	H	W	88-57
Jan. 9, 1958.....	H	W	72-53
Feb. 24, 1958.....	A	L	56-79
Jan. 14, 1960.....	H	W	72-67
Feb. 1, 1960.....	A	L	68-83
Dec. 1, 1960.....	H	W	88-60
Feb. 24, 1961.....	A	W	116-95
Feb. 12, 1962.....	H	W	91-71
Feb. 26, 1962.....	H	W	123-92
Dec. 1, 1962.....	H	W	92-60
Feb. 25, 1963.....	A	W	80-58
Dec. 21, 1963.....	H	W	107-61
Feb. 20, 1965.....	A	W	71-64
Dec. 6, 1965.....	H	W	121-57
Feb. 26, 1966.....	A	W	99-70
Jan. 30, 1967.....	H	W	109-72
Feb. 27, 1967.....	A	W	87-84
Nov. 28, 1983.....	H	W	83-70
Nov. 26, 1984.....	H	W	89-52
Nov. 28, 1985.....	H	W	86-62

#### Temple (1-3)

Dec. 20, 1992.....	H-0-1; A-0-1; N-1-1	W	91-80
Dec. 14, 1998.....	N	W (OT)	66-75
Nov. 29, 1999.....	H	L	58-69
Nov. 24, 2016.....	N	L	86-89

#### Tennessee State (1-0)

Dec. 9, 1957.....	H-1-0; A-1-4; N-1-1	L	57-74
Jan. 4, 1961.....	A	L	68-70
Dec. 16, 1961.....	A	W	69-62
Jan. 2, 1963.....	A	L	65-66
Dec. 22, 1964.....	N	L	43-65
Dec. 30, 1986.....	N	W	71-90
Dec. 19, 1987.....	A	L	98-81
Jan. 15, 1989.....	H	W	101-90

#### Tennessee-Chattanooga (2-0)

Jan. 3, 1963.....	H-1-0; A-1-0; N-0-0	W	72-55
Feb. 1, 1975.....	H	W	111-70

#### Tennessee-Martin (3-0)

Dec. 18, 1984.....	H-3-0; A-0-0; N-0-0	W	90-73
Dec. 22, 2009.....	H	W	95-68
Nov. 17, 2013.....	H	W	89-61

#### Tennessee State (1-0)

Dec. 17, 1996.....	H-1-0; A-0-0; N-0-0	W	100-62
--------------------	---------------------	---	--------

#### Tennessee Tech (2-0)

Dec. 2, 1957.....	H-2-0; A-0-0; N-0-0	W	74-71
Dec. 16, 2008.....	H	W	69-59

## SERIES RECORDS/OVERTIME GAMES

### SERIES RECORDS – GAME-BY-GAME

<b>UNC Charlotte (4-2)</b>		
H-1-1; A-1-1; N-2-0		
Jan. 29, 1977.....	H	L 65-76
Feb. 13, 1978.....	A	L 79-88
Dec. 29, 1981.....	N	W 76-73
Dec. 19, 1992.....	N	W 63-59
Dec. 22, 2012.....	A	W 79-76
Dec. 17, 2013.....	H	W 106-62
<b>UNC Greensboro (4-0)</b>		
H-2-0; A-2-0; N-0-0		
Dec. 30, 1993.....	H	W 94-76
Feb. 1, 1995.....	A	W 75-65
Nov. 14, 2010.....	A	W 97-73
Dec. 11, 2011.....	H	W 75-60
<b>Union (TN) (0-1)</b>		
H-0-0; A-0-1; N-0-0		
Dec. 29, 1948.....	A	L 52-56
<b>Utah State (1-0)</b>		
H-1-0; A-0-0; N-0-0		
Nov. 19, 1997.....	H	W 66-55
<b>Valdosta State (15-0)</b>		
H-13-0; A-2-0; N-0-0		
Feb. 9, 1961.....	H	W 86-66
Feb. 8, 1962.....	H	W 72-42
Dec. 3, 1962.....	H	W 65-42
Feb. 5, 1963.....	A	W 61-56
Dec. 1, 1964.....	H	W 81-57
Dec. 2, 1965.....	H	W 69-67
Dec. 1, 1966.....	H	W 62-58
Jan. 30, 1968.....	H	W 81-71
Dec. 2, 1968.....	H	W 120-75
Feb. 3, 1969.....	A	W 84-81
Dec. 12, 1970.....	H	W 111-63
Nov. 30, 1974.....	H	W 81-74
Feb. 24, 1976.....	H	W 106-61
Dec. 20, 1986.....	H	W 85-75
<b>Valparaiso (0-2)</b>		
H-0-0; A-0-1; N-0-1		
March 15, 1998.....	N	L (OT) 77-88
March 17, 1996.....	A	L 69-81
<b>Vanderbilt (1-3)</b>		
H-1-0; A-0-3; N-0-0		
Dec. 5, 1960.....	A	L 55-75
March 16, 1987.....	A	L 92-109
Dec. 22, 1999.....	H	W 70-65
Dec. 9, 2000.....	A	L 60-72
<b>Vermont (2-0)</b>		
H-0-0; A-1-0; N-1-0		
Dec. 30, 1976.....	A	W 76-67
March 21, 2019.....	N	W 76-69
<b>Villanova (0-2)</b>		
H-0-0; A-0-0; N-0-2		
Dec. 19, 1988.....	N	L 67-68
Nov. 25, 2018.....	N	L 60-62
<b>Virginia (25-25)</b>		
H-15-7; A-9-15; N-1-2		
Jan. 4, 1992.....	H	L 68-77
Feb. 13, 1992.....	A	W 64-63
Jan. 6, 1993.....	A	L 76-80
Feb. 8, 1993.....	H	W 99-84
Jan. 6, 1994.....	A	L 64-84
Feb. 6, 1994.....	H	W 100-64
Jan. 4, 1995.....	H	L 75-81
Feb. 4, 1995.....	A	L (OT) 63-76
Jan. 3, 1996.....	A	W 69-64
Feb. 3, 1996.....	H	L 59-64
Jan. 8, 1997.....	H	L 61-64
Feb. 1, 1997.....	A	L 60-73
Feb. 4, 1998.....	A	W 71-63
Feb. 28, 1998.....	H	W 88-63
Dec. 1, 1998.....	A	W 72-69
Jan. 30, 1999.....	H	L 60-67
Jan. 26, 2000.....	A	L 81-86
Feb. 26, 2000.....	H	W 71-64
Jan. 16, 2001.....	A	L 71-89
Feb. 17, 2001.....	H	L 66-69
Jan. 20, 2002.....	A	L 74-91
Feb. 20, 2002.....	H	W 66-59
Jan. 29, 2003.....	A	L 72-85
March 1, 2003.....	H	W 73-59
Jan. 18, 2004.....	A	L 67-76
Feb. 17, 2004.....	H	W 76-57
Feb. 9, 2005.....	A	L 55-56
March 6, 2005.....	H	W 68-63
Jan. 1, 2006.....	A	W (OT) 87-82
Feb. 18, 2006.....	H	W 76-62
Feb. 17, 2007.....	A	L 70-73
Jan. 23, 2008.....	H	W 69-67
Jan. 24, 2009.....	A	W 73-62
Feb. 10, 2009.....	H	W 68-57
Feb. 17, 2010.....	H	W 69-50
Feb. 12, 2011.....	H	W 63-56
Feb. 4, 2012.....	H	W 58-55
March 1, 2012.....	A	W 63-60
Jan. 19, 2013.....	A	L 36-56
March 7, 2013.....	H	W 53-51

Jan. 4, 2014.....	H	L 60-52
Jan. 18, 2014.....	A	L 66-78
March 14, 2014.....	N	L 51-64
Feb. 22, 2015.....	A	L 41-51
March 12, 2015.....	N	L 44-58
Jan. 17, 2016.....	H	W 69-62
Dec. 31, 2016.....	A	W 60-58
Feb. 7, 2018.....	H	L 55-59
Jan. 5, 2019.....	A	L 52-65
March 15, 2019.....	N	W 69-59
<b>Virginia Commonwealth (2-1)</b>		
H-0-0; A-0-0; N-2-1		
March 25, 2011.....	N	L (OT) 71-72
Nov. 21, 2013.....	N	W 85-67
Dec. 6, 2016.....	N	W 76-71
<b>Virginia Military (2-1)</b>		
H-1-0; A-1-1; N-0-0		
Jan. 4, 1964.....	A	L 72-83
Dec. 3, 1964.....	H	W 76-72
Dec. 20, 1965.....	A	W 65-64
<b>Virginia Tech (35-22)</b>		
H-20-4; A-10-15; N-5-3		
Dec. 14, 1968.....	H	L 74-77
Jan. 31, 1970.....	H	W 83-73
Feb. 1, 1973.....	A	L 82-91
Jan. 10, 1974.....	H	W 85-80
March 3, 1979.....	N	L 60-68
Jan. 21, 1980.....	H	L 77-79
Feb. 22, 1980.....	A	L 76-78
Jan. 12, 1981.....	A	L 70-80
Feb. 16, 1981.....	H	W 80-76
Jan. 16, 1982.....	A	W 69-65
Feb. 25, 1982.....	A	L 76-77
Jan. 15, 1983.....	A	L 69-70
Feb. 19, 1983.....	H	W 82-78
Feb. 25, 1984.....	H	W 58-57
March 3, 1984.....	A	W 93-79
Jan. 14, 1985.....	A	L 71-85
Feb. 23, 1985.....	H	L 75-87
March 7, 1985.....	N	W 97-93
Jan. 25, 1986.....	A	L 73-86
Feb. 24, 1986.....	H	L 84-92
March 3, 1986.....	N	W 77-76
Jan. 31, 1987.....	A	L 79-82
Feb. 23, 1987.....	H	W 107-78
Jan. 30, 1988.....	A	L 87-88
March 2, 1988.....	H	W 92-79
Jan. 28, 1989.....	A	W 100-97
March 1, 1989.....	H	W 117-97
Jan. 27, 1990.....	A	W 67-63
Feb. 24, 1990.....	H	L 74-84
Jan. 26, 1991.....	A	W 71-60
Feb. 23, 1991.....	H	W 91-79
March 8, 1991.....	N	W 91-71
Dec. 27, 2001.....	H	W 78-49
Jan. 4, 2003.....	A	W 76-69
Jan. 8, 2005.....	H	W 77-70
Jan. 7, 2006.....	H	W 74-68
Feb. 25, 2006.....	A	L 61-72
Jan. 17, 2007.....	H	W 82-73
Jan. 29, 2008.....	A	L 80-89
Feb. 21, 2009.....	A	W 67-65
March 8, 2009.....	H	W 63-53
Jan. 16, 2010.....	H	W 63-58
Jan. 8, 2011.....	A	L 59-71
March 11, 2011.....	N	L 51-52
Jan. 10, 2012.....	A	W 63-59
Feb. 16, 2012.....	H	W 48-47
Feb. 24, 2013.....	A	L 70-80
Feb. 5, 2014.....	H	W 70-50
Jan. 6, 2015.....	H	W 86-75
Feb. 7, 2015.....	A	W 73-65
Feb. 20, 2016.....	A	L 73-83
March 9, 2016.....	N	L 85-96
Jan. 7, 2017.....	H	W 93-78
March 8, 2017.....	N	W 74-68
Jan. 20, 2018.....	A	W 91-82
Jan. 31, 2018.....	A	L 72-76
March 5, 2019.....	H	W (OT) 73-64
March 14, 2019.....	N	W (OT) 65-63
<b>Wagner (1-0)</b>		
H-1-0; A-0-0; N-0-0		
Dec. 18, 2003.....	H	W 83-62
<b>Wake Forest (27-25)</b>		
H-16-6; A-9-15; N-2-3		
Dec. 1, 1958.....	H	L 64-73
Dec. 22, 1973.....	N	W 66-48
Jan. 11, 1992.....	A	W 88-85
Feb. 1, 1992.....	H	W 79-78
Jan. 9, 1993.....	A	W 74-72
Jan. 10, 1993.....	H	W 111-94
Jan. 8, 1994.....	H	L 66-90
Feb. 10, 1994.....	A	L 69-77
Jan. 7, 1995.....	A	L 64-72
Feb. 8, 1995.....	H	W 69-67
Feb. 3, 2008.....	H	L (OT) 73-84
Feb. 6, 1996.....	H	L (OT) 73-75
Jan. 7, 1996.....	A	L 67-81
Jan. 25, 1997.....	A	L 58-61
March 1, 1997.....	H	W 59-55

March 7, 1997.....	N	L 65-66
Jan. 22, 1998.....	H	W 83-59
Feb. 21, 1998.....	A	L 68-69
Jan. 20, 1999.....	H	W 74-68
Feb. 20, 1999.....	A	L 65-67
Jan. 4, 2000.....	A	W 66-64
Feb. 5, 2000.....	H	W 66-61
Jan. 9, 2001.....	A	L 53-76
Feb. 10, 2001.....	H	L 65-71
Dec. 16, 2001.....	A	L 69-79
Feb. 2, 2002.....	H	L 80-89
Jan. 26, 2003.....	A	L 60-71
Feb. 26, 2003.....	H	L 56-60
March 14, 2003.....	N	L 61-69
Jan. 25, 2004.....	H	W 75-70
Feb. 25, 2004.....	A	L 87-90
Jan. 18, 2005.....	H	W (OT) 91-83
Feb. 12, 2005.....	A	L 48-87
Jan. 24, 2006.....	A	W 75-68
March 9, 2006.....	N	L 66-78
Jan. 27, 2007.....	H	W 74-66
Jan. 20, 2008.....	A	L 57-74
Feb. 14, 2008.....	H	L 70-78
March 13, 2008.....	N	W 70-60
Feb. 14, 2009.....	A	L 63-86
March 8, 2010.....	H	W 51-47
Feb. 1, 2011.....	H	W 85-61
Feb. 19, 2011.....	A	W 84-66
Jan. 25, 2012.....	A	W 75-52
Feb. 9, 2013.....	A	L 46-71
Feb. 26, 2013.....	H	W 76-62
Feb. 15, 2014.....	A	W 67-60
Jan. 28, 2015.....	H	W (2OT) 82-76
Feb. 6, 2016.....	A	W 91-71
Dec. 28, 2016.....	H	W 88-72
Feb. 13, 2019.....	H	W 88-66
March 9, 2019.....	A	W 65-57
<b>Washington (1-1)</b>		
H-0-0; A-0-0; N-1-1		
Dec. 27, 1971.....	N	W 85-77
Dec. 26, 1975.....	N	L 54-69
<b>Washington State (1-0)</b>		
H-0-0; A-0-0; N-1-0		
Dec. 30, 1971.....	N	W 85-61
<b>West Virginia (1-3)</b>		
H-0-0; A-0-2; N-1-1		
Dec. 28, 1955.....	N	L 69-78
Dec. 4, 1956.....	A	L 54-88
Jan. 30, 1958.....	A	L 51-103
March 19, 1997.....	N	W 76-71
<b>Western Carolina (2-1)</b>		
H-1-1; A-1-0; N-0-0		
Dec. 7, 1985.....	H	W 91-83
Dec. 16, 1986.....	A	W 101-76
Dec. 8, 2001.....	H	L 69-79
<b>Western Illinois (1-0)</b>		
H-1-0; A-0-0; N-0-0		
Nov. 24, 2008.....	H	W 67-55
<b>Western Kentucky (7-0)</b>		
H-2-0; A-2-0; N-3-0		
Dec. 21, 1973.....	N	W 107-87
Jan. 8, 1976.....	H	W 88-80
Dec. 5, 1977.....	A	W 93-73
Nov. 30, 1978.....	H	W 70-59
Dec. 29, 1979.....	A	W 67-65
March 25, 1993.....	N	W (OT) 81-78
Jan. 24, 2009.....	A	W 73-62
Dec. 28, 2008.....	N	W 69-48
<b>Wichita State (1-0)</b>		
H-0-0; A-1-0; N-0-0		
March 17, 2004.....	A	W 91-84
<b>Winthrop (2-0)</b>		
H-1-0; A-1-0; N-0-0		
Nov. 18, 2016.....	H	W 100-86
Jan. 1, 2019.....	H	W 87-76
<b>Wisconsin (0-3)</b>		
H-0-0; A-0-2; N-0-1		
Dec. 4, 1961.....	A	L 63-64
Dec. 28, 2006.....	A	L 66-81
March 20, 2009.....	N	L 59-61
<b>Wisconsin-Green Bay (1-0)</b>		
H-1-0; A-0-0; N-0-0		
Jan. 5, 1987.....	H	W 57-49
<b>Wisconsin-Milwaukee (3-0)</b>		
H-2-0; A-0-0; N-1-0		
Feb. 3, 1971.....	H	W 98-61
Dec. 28, 1973.....	N	W 84-82
Jan. 7, 1975.....	H	W 104-82
<b>Wofford (0-2)</b>		
H-0-0; A-0-2; N-0-0		
Jan. 10, 1948.....	A	L 45-48
Feb. 6, 1948.....	A	L 38-77

<b>Xavier (OH) (1-2)</b>		
H-0-0; A-0-1; N-1-1		
Feb. 4, 1958.....	A	L 60-76
March 18, 2017.....	N	L 66-91
March 18, 2018.....	N	W 75-70
<b>OVERTIME GAMES</b>		
All-Time Record.....		42-51
Dixie Conference Record.....		1-1
Metro Conference Record.....		3-6
ACC Record.....		



## OVERTIME GAMES - CONT'D

Jan. 29, 2006	OT	* Miami	L	78-84
Feb. 4, 2006	OT	* at Duke	L	96-97
March 21, 2006	OT	South Carolina <sup>17</sup>	L	68-69
March 3, 2007	OT	* at Miami	W	98-90
Nov. 17, 2007	OT	vs. Cleveland State <sup>18</sup>	L	66-69
Jan. 12, 2008	2OT	* at Clemson	L	85-97
Feb. 3, 2008	OT	* North Carolina	L	73-84
March 8, 2008	OT	* Miami	W	75-72
March 18, 2008	OT	Akron <sup>17</sup>	L	60-65
Jan. 17, 2009	OT	* Maryland	W	73-70
March 20, 2009	OT	Wisconsin <sup>19</sup>	L	59-61
March 25, 2011	OT	VCU <sup>20</sup>	L	71-72
Nov. 26, 2011	OT	UConn <sup>21</sup>	L	76-78
Dec. 30, 2011	3OT	Princeton	L	73-75
Nov. 22, 2013	OT	Michigan <sup>22</sup>	L	80-82
April 1, 2014	OT	Minnesota <sup>23</sup>	L	64-67
Jan. 28, 2015	2 OT	*Wake Forest	W	82-76
Dec. 2, 2016	OT	Iowa	L	75-78
Jan. 13, 2018	2 OT	*Syracuse	W	101-90
Jan. 27, 2018	OT	*Miami	W	103-94
Feb. 14, 2018	OT	*Clemson	W	81-79
Nov. 23, 2018	OT	LSU <sup>24</sup>	W	79-76
Feb. 9, 2019	OT	*Louisville	W	80-75
March 5, 2019	OT	*Virginia Tech	W	73-64
March 15, 2019	OT	Virginia Tech <sup>15</sup>	W	65-63

1-Old Dominion Classic, Norfolk, Va. 2-Metro Conference Tournament, Louisville, Ky. 3-Jacksonville, Fla. 4-National Invitation Tournament, Raleigh, N.C. 5-Metro Conference Tournament, Louisville, Ky. 6-Red Lobster Classic, Orlando, Fla. 7-Metro Conference Tournament, Biloxi, Miss. 8-Preseason National Invitation Tournament, New York, N.Y. 9-Milk Classic, Orlando, Fla. 10-NCAA Southeast Regional Semifinals, Charlotte, N.C. 11-Milk Challenge, Orlando, Fla. 12-National Invitation Tournament Semifinals, New York, N.Y. 13-NCAA Midwest Regional Second Round, Okla. City, Okla. 14-Rainbow Classic, Honolulu, Hawaii 15-ACC Tournament, Charlotte, N.C. 16-National Invitation Tournament, Wichita, Kan. 17-National Invitation Tournament, Tallahassee, Fla. 18-Glenn Wilkes Classic, Daytona Beach, Fla. 19-NCAA East Regional First Round, Boise, Idaho 20-NCAA Southwest Regional Semifinal, San Antonio Texas 21-Battle 4 Atlantis, Nassau, Bahamas 22-Puerto Rico Tip-Off, Bayamon, Puerto Rico 23-National Invitation Tournament, New York, N.Y. \*-denotes conference game (Metro-1976-91; ACC-1992-pr.). 24 - AdvoCare Invitational, Lake Buena Vista, Fla.





## ALL-TIME RESULTS

\*denotes member of the Dixie Conference from 1948-49 to 1950-51  
 \*denotes member of the Florida Intercollegiate Conference from 1954-55 to 1956-57  
 \*denotes member of the Metro Conference from 1976-77 to 1990-91  
 \*denotes member of the Atlantic Coast Conference from 1991-92 to present  
 Associated Press Poll rankings listed in brackets (Florida State first/Opponent second). The AP polls began in 1948-49. From 1960-61 to 1967-68, the Associated Press ranked only the nation's top-10 teams.

### 1947-48

Record: 5-13 H: 5-4 A: 0-9

D10	Spring Hill College <sup>1</sup>	W	39-36
D12	Troy State	W	57-37
J10	Wofford College	L	45-48
J13	at Stetson	L	56-65
J15	Georgia Teachers	L	56-60
J17	at Georgia Savannah	L	46-63
J23	Mercer	L	48-61
J24	at Spring Hill College	L	54-76
J30	at Troy State	L	48-49
F3	at Mercer	L	43-68
F5	at Erskine College	L	45-47
F6	at Wofford College	L	38-77
F12	Georgia Savannah	L	42-44
F13	at Southern	L	41-47
F19	at Georgia Teachers	L	47-65
F21	Southern	W	55-48
F24	Stetson	W	41-38
F28	Erskine College	W	49-48

1-First game played at West Campus Gymnasium in Tallahassee, Fla.

### 1948-49

Record: 12-12 H: 8-3 A: 3-7 N: 1-2 Dixie: 6-6

D7	* Mississippi College	W	53-21
D10	Southern	W	46-38
D11	Southern	W	63-45
D15	at Troy State	W	68-64
D28	* at Lambuth College	L	50-57
D29	at Union	L	52-56
D30	at SW-Memphis	L	47-54
J5	* Stetson	W	49-40
J14	* at Stetson	W	40-36
J15	* at Tampa	L	51-63
J18	* Mercer	L	56-65
J21	Troy State	W	63-45
J27	* at Oglethorpe	L	52-64
J28	* at Mercer	L	59-62
F2	* Tampa	W	60-58
F4	* at Mississippi College	L	46-57
F5	* at Millsaps College	W	49-46
F12	* Oglethorpe	W	47-46
F18	Sewanee	L	35-43
F19	Sewanee	W	47-39
F23	Birmingham Southern	L	44-50
F28	vs Mercer	W	52-46
M1	vs Tampa	W	47-58
M2	vs Lambuth College <sup>1</sup>	L	49-63

1-Dixie Conference Tournament at Jackson, Miss.

### 1949-50

Record: 15-10 H: 10-2 A: 5-7 N: 0-1 Dixie: 6-3

D5	* Mississippi College	W	43-24
D6	* Mississippi College	W	51-45
D10	Troy State	W	61-27
D15	College of Charleston	W	72-37
D19	vs Central College	L	50-62
D20	at Drury College	L	52-59
D21	at SW Missouri State	L	34-79
J12	at Tampa	L	60-80
J13	* at Florida Southern	L	65-71
J14	* at Florida Southern	L	48-59
J17	* Mercer	W	57-45
J20	* at Howard	W	59-58
J21	at Birm. Southern	L	45-55
J26	* Millsaps College	W	62-45
J28	Stetson	L	(OT) 61-70
F1	* at Mercer	L	61-69
F4	* Howard	W	50-39
F10	David Lipscomb	W	57-53
F11	Tampa	W	58-56
F15	at Troy State	W	79-71
F17	at Sewanee	W	80-59
F18	at Sewanee	W	85-65
F23	at Stetson	W	74-68
F28	Florida Southern <sup>1</sup>	L	56-68
M1	Mississippi College <sup>1</sup>	W	72-63

1-Dixie Conference Tournament at Tallahassee, Fla.

### 1950-51

Record: 18-9 H: 7-2 A: 6-6 N: 5-1  
 Dixie: 7-0/1st Place/Regular Season Champion  
 Postseason: NAIB Fourth Round

D9	at Col. of Charleston	W	74-54
D11	* at Mercer	W	55-52
D14	Conn. State Teachers	W	(OT) 76-68
D15	* Howard	W	60-44
D16	* at Florida Southern	W	86-55
D19	at Miami	L	61-80
J5	at Lipscomb College	L	73-86
J9	Mississippi	W	63-58

J12	Stetson	L	66-67
J13	* Florida Southern	W	44-41
J17	Tampa	W	80-69
J19	* at Howard	W	58-51
J25	at Tampa	L	66-76
J27	at Stetson	L	53-71
F1	at Rollins College	W	60-57
F9	Loyola New Orleans	L	65-75
F14	at Mississippi	L	75-79
F15	* at Mississippi College	W	77-54
F17	* Mercer	W	69-64
F23	Rollins College	W	62-45
F27	vs Howard <sup>1</sup>	L	64-54
F28	at Mercer <sup>1</sup>	L	65-69
M2	vs Stetson	L	65-58
M3	vs Georgia Teachers <sup>2</sup>	W	69-67
M12	vs South Dakota State <sup>3</sup>	W	85-70
M14	vs Pepperdine <sup>3</sup>	W	61-59
M15	vs Millikin <sup>3</sup>	L	60-91

1-Dixie Conference Tournament at Macon, Ga.; 2-NAIB District 25 Tournament at Jacksonville, Fla.; 3-NAIB National Tournament at Kansas City, Mo.

### 1951-52

Record: 5-20 H: 3-6 A: 1-9 N: 1-5

N26	at Parris Island USMC	L	46-78
D8	Culver-Stockton	L	56-59
D10	at Mississippi State	L	47-75
D12	at Mississippi Southern	L	43-84
D14	Mississippi Southern	L	70-78
D19	at Spring Hill College	L	54-64
D21	vs Sewanee <sup>1</sup>	L	48-58
D27	vs Georgia <sup>2</sup>	L	50-79
D28	vs Clemson <sup>2</sup>	L	56-62
D29	vs Florida <sup>2</sup>	L	51-61
J5	at Loyola-New Orleans	L	52-74
J11	at Miami	L	56-93
J15	at Tampa	W	72-66
J16	at Florida Southern	L	51-54
J19	Georgia Teachers	L	75-93
J23	Florida Southern	W	72-53
J26	Parris Island USMC	L	62-64
F1	Rollins College	W	74-71
F7	at Stetson	L	48-58
F8	at Rollins College	L	55-69
F11	Miami	L	63-76
F16	Tampa	W	79-80
F23	Stetson	L	64-66
F29	* vs Miami <sup>3</sup>	W	73-70
M1	vs Tampa <sup>3</sup>	L	57-78

1-at Tampa, Fla.; 2-Gator Bowl Tournament at Jacksonville, Fla.; 3-NAIB District 25 Tournament at DeLand, Fla.

### 1952-53

Record: 11-11 H: 6-2 A: 4-9 N: 1-0  
 Postseason: NAIB Second Round

D5	at Mercer	L	61-76
D6	at Georgia Teachers	W	68-63
D12	Rollins College	W	90-83
D13	Mercer	W	(OT) 77-76
D15	Central College	L	59-62
D19	at Sewanee	L	58-69
D20	Mississippi State	W	82-52
J6	Loyola-New Orleans	L	66-72
J9	at Miami	L	63-93
J12	at Tampa	L	73-77
J13	at Florida Southern	W	71-69
J31	at Rollins College	L	79-82
F2	at Memphis State	L	73-87
F4	at Arkansas State	L	77-88
F10	Stetson	W	76-66
F13	at Florida Southern	W	79-77
F14	Tampa	W	83-74
F21	at Loyola-New Orleans	L	77-85
F23	Miami	W	81-75
F25	at Stetson	W	83-79
F27	vs Mercer <sup>1</sup>	W	87-77
F28	at Stetson <sup>1</sup>	L	81-94

1-NAIB District 25 Tournament at DeLand, Fla.

### 1953-54

Record: 13-7 H: 9-2 A: 4-5

D4	at Mississippi State	L	75-87
D8	Mercer	W	72-70
D11	Georgia Teachers	W	66-58
D16	Jacksonville State	W	72-61
D18	Stetson	W	74-71
D19	Spring Hill College	L	60-89
J6	Tampa	W	74-58
J7	Loyola-New Orleans	L	76-80
J9	at Miami	L	61-78
J11	at Rollins College	W	82-72
J12	at Tampa	W	73-63
J13	at Florida Southern	W	98-80
J16	at Stetson	L	60-82
J19	Rollins College	W	85-68
J21	Florida Southern	W	99-71
J30	at Mercer	L	63-70
F5	Miami	W	76-69
F13	at Loyola-New Orleans	L	72-88
F17	at Georgia Teachers	W	89-85
F20	Arkansas State	W	78-68

### 1954-55

Record: 22-4 H: 12-0 A: 7-2 N: 3-2

Florida Intercollegiate: 10-0/1st Place  
 Postseason: NAIB Fourth Round

D4	Jacksonville State	W	103-76
D6	Georgia Teachers	W	75-67
D14	* Tampa	W	90-62
D18	* Stetson	W	94-79
D20	* Miami	W	71-66
D27	vs Florida <sup>1</sup>	L	79-82
D28	vs Georgia <sup>1</sup>	W	97-87
J3	{17} at Duke	L	75-97
J7	* at Florida Southern	W	73-69
J8	* vs Tampa <sup>2</sup>	W	96-61
J15	Georgia	W	90-81
J18	at Spring Hill College	W	81-72
J19	at Mississippi State	W	91-76
J29	* at Stetson	W	84-73
J31	* Rollins College	W	86-74
F7	* Florida Southern	W	84-63
F14	at Georgia	W	(OT) 88-79
F16	* at Rollins College	W	110-82
F19	at Loyola-New Orleans	L	95-101
F21	Mississippi State	W	102-86
F23	Loyola-New Orleans	W	87-84
F25	* at Miami <sup>3</sup>	W	86-80
F28	Stetson <sup>3</sup>	W	86-77
M1	Ga. Teachers College <sup>4</sup>	W	91-83
M7	vs Montana State <sup>4</sup>	W	93-84
M9	vs Beloit College <sup>4</sup>	L	88-110

1-Gator Bowl Tournament at Jacksonville, Fla.; 2-at Clearwater, Fla.; 3-Florida Intercollegiate Conference Championship at Miami, Fla.; 4-NAIB District 25 Tournament at Tallahassee, Fla.; 5-NAIB National Tournament at Kansas City, Mo.

### 1955-56

Record: 16-9 H: 9-0 A: 5-5 N: 2-4  
 Florida Intercollegiate: 9-1/1st Place

D1	{3} at NC State	L	63-88
D3	at E. Tennessee State	L	54-79
D5	* Rollins College	W	101-67
D10	* Stetson	W	91-78
D13	* at Tampa	W	89-67
D16	Morningside College	W	104-83
D19	vs Clemson <sup>1</sup>	L	76-94
D20	vs Boston University <sup>1</sup>	W	86-52
D21	vs Mississippi State <sup>1</sup>	L	71-79
D28	vs West Virginia <sup>2</sup>	L	69-78
D29	vs Santa Clara <sup>2</sup>	L	59-61
D30	vs New York	W	85-83
J7	* Miami	W	78-76
J9	* at Rollins College	W	71-70
J13	at Georgia	W	79-76
J14	at Georgia Teachers	L	81-90
J16	Loyola New Orleans	W	85-75
F6	Troy State	W	90-65
F7	* Tampa	W	88-73
F13	* Florida Southern	W	92-74
F18	* at Florida Southern	W	85-81
F20	* at Stetson	W	89-83
F25	at Miami <sup>3</sup>	L	85-91
M3	at Loyola New Orleans	L	72-75
M5	Georgia	W	80-75

1-Carousel Tournament at Charlotte, N.C.; 2-Orange Bowl Tournament at Miami, Fla.; 3-Florida Intercollegiate Conference Championship at Miami, Fla.

### 1956-57

Record: 9-17 H: 6-5 A: 2-11 N: 1-1  
 Florida Intercollegiate: 5-5

D1	at Duquesne	L	55-70
D3	at Steubenville	L	64-79
D4	{13} at West Virginia	L	54-89
D8	at Bradley	L	66-90
D10	at Florida	L	65-67
D13	Texas A&M <sup>1</sup>	L	74-83
D15	East Tennessee State	L	58-65
J1	Georgia	L	68-72
J2	vs Morehead State	L	75-97
J3	vs Furman <sup>2</sup>	W	108-96
J10	at NC State	L	58-63
J12	* Miami	L	77-85
J14	* at Stetson	L	70-97
J19	* Stetson	W	104-86
J21	at Georgia	W	86-63
F2	* at Tampa	W	84-66
F4	* Rollins College	W	97-94
F5	* at Florida Southern	L	63-78
F11	* Florida Southern	L	67-73
F16	* Rollins College	W	96-79
F18	Mississippi Southern	W	81-72
F20	Loyola New Orleans	W	79-77
F23	* at Miami	L	82-98
F25	* Tampa	W	88-57
M1	at Centenary College	L	74-92
M2	at Loyola New Orleans	L	58-83

1-First game played at Tully Gymnasium on Florida State University campus; 2-Senior Bowl Tournament at Mobile, Ala.

### 1957-58

Record: 9-16 H: 8-3 A: 0-12 N: 1-1

D2	Tennessee Tech	W	74-71
D7	Murray State	W	84-60
D9	at Tennessee	L	57-74
D11	at Centenary College	L	70-71
D14	at Furman	L	89-95
D17	at Loyola	L	56-82

D18	at Louisiana State	L	65-67
J1	vs The Citadel <sup>1</sup>	L	57-59
J2	vs Georgia <sup>1</sup>	L	92-80
J6	Loyola New Orleans	L	67-79
J9	at Tampa	W	72-53
J13	{18} at Memphis State	L	56-59
J16	Stetson	W	77-60
J18	Miami	W	71-70
J31	{1} at West Virginia	L	51-103
F1	at Marshall	L	68-109
F3	at Ohio	L	66-86
F4	at Xavier	L	60-76
F7	Army	L	62-71
F12	Oklahoma City	W	57-52
F13	Rollins College	W	80-61
F18	Memphis State	L	51-68
F22	at Miami	L	66-86
F24	at Tampa	L	56-79
M3	Georgia	W	85-77

1-Senior Bowl Tournament at Mobile, Ala.

### 1958-59

Record: 8-15 H: 7-3 A: 1-10 N: 0-2

D1	{2} at Kentucky	L	68-91
D6	Furman	W	73-72
D9	Spring Hill College	W	100-70
D11	at Wake Forest	L	64-73
D13	Florida	W	82-60
D17	{13} at Auburn	L	74-95
D19	vs Miami <sup>1</sup>	L	79-85
D20	vs Georgia <sup>1</sup>	L	72-83
D27	Louisiana State	W	82-67
D29	{8} Auburn	L	62-69
J6	Mississippi Southern	W	65-62
J13	{18} Memphis State	L	72-75
J17	Miami	W	93-69
J19	at Georgia	L	91-94
J31	{14} at Oklahoma City	L	75-103
F2	at Centenary College	L	63-83
F7	Loyola New Orleans	W	61-60
F9	at Murray State	L	71-96
F10	at Memphis State		



## ALL-TIME RESULTS

### 1961-62

Record: 15-8 H: 8-2 A: 7-6

D2	{1}	at Ohio State	L	57-72
D4	{1}	at Wisconsin	L	63-64
D6		Rice	W	76-66
D7		at Florida	W	85-71
D9		at Auburn	W	56-52
D14		Clemson	L	(207)77-82
D16		at Tennessee	W	69-62
D30		Auburn	L	57-62
J4		Oklahoma City	W	99-74
J6		at Furman	L	64-67
J8		at Clemson	L	69-75
J11		Rollins College	W	110-53
J13		Miami	W	65-60
J31		at Alabama	L	57-72
F3		at Oklahoma City	W	81-79
F5		at Houston	L	76-84
F8		Valdosta State	W	72-42
F12		Tampa	W	91-71
F15		at Georgia	W	71-62
F21		Florida	W	79-56
F24		at Miami	W	83-80
F26		at Tampa	W	123-92
M2		Georgia	W	101-69

### 1962-63

Record: 15-10 H: 8-3 A: 4-7 N: 3-0

D1		Tampa	W	92-60
D3		Valdosta State	W	65-42
D6		Florida	L	59-80
D8		at Auburn	L	47-65
D10		Alabama	W	72-63
D12		at Kentucky	L	54-83
D21		Auburn	L	(207)70-77
D22		Richmond	L	56-62
D27		vs Georgia <sup>1</sup>	W	77-69
D28		vs Alabama <sup>1</sup>	W	49-48
D29		vs Georgia Southern <sup>1</sup>	W	79-60
J2		at Tennessee	L	65-66
J3		at UT - Chattanooga	W	72-55
J12		Miami	W	(OT)77-74
J14		Georgia	W	88-54
J17		at Georgia	L	76-90
J19	{7}	at Georgia Tech	L	55-70
J23		at Florida	L	86-94
J26		Houston	W	76-69
J28		at Alabama	W	(OT)63-61
J28		at Valdosta State	W	61-56
F9		Stetson	W	73-57
F11		Centenary College	W	82-68
F23		at Miami	L	70-99
F25		at Tampa	W	80-58

1-Savannah Invitational Tournament at Savannah, Ga.

### 1963-64

Record: 11-14 H: 9-1 A: 1-12 s 1-1

D3		at Florida	L	55-78
D7		Auburn	W	69-67
D9		at Alabama	L	53-62
D11		at Rice	L	81-102
D12		at Texas Christian	L	60-66
D21		Tampa	W	107-61
D23		Tulsa	W	91-76
D26		vs Air Force <sup>1</sup>	L	53-78
D27		vs Manhattan College <sup>1</sup>	W	85-81
J2		at Richmond	L	65-69
J4		at Virginia Military	L	72-83
J11		Miami	W	80-78
J16		Memphis State	W	91-90
J18		Georgia	W	64-63
J23		Florida	L	50-52
J28		at Auburn	L	59-63
J29		Alabama	W	95-77
F6		Furman	W	57-48
F8		at Centenary College	L	72-79
F10		at Memphis State	L	71-84
F15		at Georgia Tech	L	(OT)73-77
F22		Jacksonville	W	101-77
F27		at Stetson	W	80-60
F29		at Miami	L	80-82
M3		at Georgia	L	70-85

1-Gator Bowl Tournament at Jacksonville, Fla.

### 1964-65

Record: 16-10 H: 9-1 A: 4-5 N: 3-4

D1		Valdosta State	W	81-57
D3		Virginia Military	W	76-72
D5		at Auburn	L	68-92
D7		at Alabama	L	73-76
D9		Florida	W	51-50
D18		vs Oklahoma State <sup>1</sup>	L	56-60
D19		vs Baylor <sup>1</sup>	W	82-64
D22		vs Tennessee <sup>2</sup>	L	43-65
D26		at Tulsa	W	74-72
D28		vs DePaul <sup>3</sup>	L	44-52
D29		vs Creighton <sup>3</sup>	L	77-85
D30		vs Rice <sup>3</sup>	W	81-56
J7		at Georgia	W	(OT)64-55
J9		Miami	W	67-66
J16		Memphis State	W	74-61
J20		Georgia Tech	W	72-65
J25		Auburn	W	58-55
J30		Alabama	L	66-75
F4		vs Duquesne <sup>4</sup>	W	62-58

F7		at Memphis State	W	81-70
F10		Jacksonville	W	97-74
F15		at Georgia Tech	L	76-77
F20		at Tampa	W	71-64
F23		at Florida	L	65-77
M1		at Miami	L	75-82
M6		Georgia	W	85-83

1-Vanderbilt Invitational at Nashville, Tenn.; 2-at Memphis, Tenn.; 3-All-College Tournament at Oklahoma City, Okla.; 4-at Baltimore, Md.

### 1965-66

Record: 15-11 H: 13-1 A: 1-8 N: 1-2

D1		Lamar Tech	W	73-68
D2		Valdosta State	W	69-68
D6		Tampa	W	121-57
D8		at Florida	L	62-75
D16		at North Carolina	L	80-115
D18		Cal-Santa Barbara	W	62-61
D20		vs Virginia Military <sup>1</sup>	W	65-64
D21		vs Auburn <sup>2</sup>	L	58-59
D27		vs Auburn <sup>2</sup>	L	64-80
J3		at Georgia	L	57-63
J7		Miami	W	78-62
J10		Loyola New Orleans	W	73-53
J15		Memphis State	W	67-63
J18		Florida	L	65-74
J24		at Jacksonville	L	86-90
J28		Panama Nationals	W	96-73
J31		Georgia Tech	W	71-66
F5		at Memphis State	L	66-81
F7		at Loyola New Orleans	L	62-63
F10		Jacksonville	W	78-49
F14		at Georgia Tech	L	88-95
F19		Samford	W	77-66
F24		Florida Southern	W	99-54
F26		at Tampa	W	99-70
F28		at Miami	L	90-112
M5		Georgia	W	87-69

1-Tampa Holiday Invitational at Tampa, Fla.; 2-at Pensacola, Fla.

### 1966-67

Record: 11-15 H: 7-3 A: 3-6 N: 1-6

D1		Valdosta State	W	62-58
D5		Rice	W	76-72
D7		at Florida	L	30-50
D9		vs Kansas <sup>1</sup>	L	48-62
D10		at Kansas State <sup>1</sup>	L	58-81
D16		vs Richmond <sup>2</sup>	L	76-80
D17		vs Eastern Kentucky <sup>2</sup>	L	59-81
D19		vs The Citadel <sup>3</sup>	W	83-67
D20	{3}	vs North Carolina <sup>3</sup>	L	54-81
D27		vs Auburn <sup>4</sup>	L	59-67
D28		vs Alabama <sup>4</sup>	L	79-80
J7		Miami	W	61-60
J14		at Tulane	L	85-87
J16		at Memphis State	L	42-46
J23		Jacksonville	W	81-70
J25		Marshall	L	71-77
J28		Georgia Tech	L	68-75
J30		Tampa	W	109-72
F4		Memphis State	W	55-51
F8		at Jacksonville	W	68-67
F11		Tulane	W	100-90
F18		at Florida Southern	W	84-76
F22		Florida	L	75-90
F25		at Georgia Tech	L	84-102
F27		at Tampa	W	87-84
M1		at Miami	L	90-110

1-Sunflower Classic at Manhattan, Kan.; Virginia Tech Invitational at Blacksburg, Va.; Tampa Holiday Invitational at Tampa, Fla.; Mobile Classic at Mobile, Ala.

### 1967-68

Record: 19-8 H: 12-1 A: 5-6 N: 2-1

Postseason: NCAA First Round

D2		at Florida Presbyterian	W	90-66
D4		at Ohio State	L	69-76
D7		Florida	L	87-95
D9		Samford	W	104-89
D15		at Marquette <sup>1</sup>	L	58-78
D16		vs Louisiana State <sup>1</sup>	W	130-100
D20		Richmond	W	114-91
D22		Rutgers	W	87-77
D29		vs George Washington <sup>2</sup>	W	94-69
D30		at Evansville <sup>2</sup>	L	67-76
J2		at The Citadel	W	96-75
J6		Stetson	W	111-81
J12		Miami	W	122-93
J16		Jacksonville	W	92-79
J20		at Georgia Tech	W	73-57
J26		Hofstra	W	109-71
J30		Valdosta State	W	81-71
F1	{3}	at North Carolina	L	80-86
F3		East Carolina	W	110-100
F7		The Citadel	W	93-50
F10		Florida Southern	W	104-82
F16		at Jacksonville	W	106-65
F21		at Florida	L	64-89
F24		Georgia Tech	W	72-67
F29		at Stetson	W	72-60
M1		at Miami	L	84-96
M9		vs E. Tennessee State <sup>3</sup>	L	69-79

1-Milwaukee Classic at Milwaukee, Wisc.; 2-Evansville Invitational at Evansville, Ind.; 3-NCAA Midwest Regional First Round at Kent, Ohio

### 1968-69

Record: 18-8 H: 10-3 A: 7-4 N: 1-1

D2		Valdosta State	W	120-75
D6		vs Miami <sup>1</sup>	W	111-84
D7		at Jacksonville <sup>1</sup>	W	93-88
D14		at Virginia Tech	L	74-77
D16	{19}	at Louisville	L	78-79
D21		Southern California	W	70-68
D27	{16}	Ohio State	L	86-93
D31		New Hampshire	W	104-52
J4		at Jacksonville	L	68-76
J8		at Tulane	W	97-94
J10		Miami	W	86-81
J13		Kent State	L	67-76
J18		Tulane	W	99-90
J20		at Rice	L	80-83
J23		Hawaii	W	92-60
J28	{19}	South Carolina	W	87-76
F1		Jacksonville	W	93-89
F3		at Valdosta State	W	84-81
F7		at Clemson	W	70-67
F8	{2}	vs North Carolina <sup>2</sup>	L	82-100
F10		Stetson	W	95-67
F15	{17}	Dayton	W	79-71
F18		Georgia Tech	L	76-84
F22		at Georgia Tech	W	98-80
F27		at Florida Southern	W	84-79
M1		at Miami	W	(OT)89-86

1-Civitan Sunshine Classic at Jacksonville, Fla.; 2-at Greensboro, N.C.

### 1969-70

Record: 23-3 H: 12-0 A: 9-2 N: 2-1

Postseason: AP No. 11

D2		Oregon State	W	69-68
D4		Oregon	W	100-84
D8		at Rollins College	W	107-86
D13	{5}	vs North Carolina <sup>1</sup>	L	75-86
D20		Georgetown	W	98-65
D22	{14}	Louisville	W	79-69
D27		Texas	W	82-61
D29		vs Army <sup>2</sup>	W	86-51
D30		vs Florida <sup>2</sup>	W	88-63
J2		at Pepperdine	W	121-83
J3	{19}	at Southern California	L	68-71
J5		at Arizona	W	87-78
J9		Miami	W	104-63
J17		at Tulane	W	82-77
J22		Clemson	W	122-80
J24		at Georgia Tech	W	89-83
J27	{18}	Jacksonville	W	89-83
J31	{18}	at Virginia Tech	W	83-73
F5	{12}	at Kent State	W	80-79
F7	{12}	at Dayton	W	82-76
F10	{9}	Florida Southern	W	98-74
F14	{9}	Tulane	W	112-77
F18	{8}	at Jacksonville	L	81-85
F21	{8}	Georgia Tech	W	97-80
F26	{10}	at Stetson	W	94-64
F29	{10}	at Miami	W	112-96

1-at Greensboro, N.C.; 2-Gator Bowl Tournament at Jacksonville, N.C.

### 1970-71

Record: 17-9 H: 12-2 A: 4-5 N: 1-2

D1		at Texas	W	80-78
D3		Biscayne	W	106-70
D5		South Dakota	W	125-65
D7		vs Southern Miss.	W	117-84
D8	{3}	at Jacksonville <sup>1</sup>	L	108-114
D12		Valdosta State	W	111-63
D18	{17}	{8} vs S. California <sup>2</sup>	L	85-94
D19	{17}	vs Miami (Ohio) <sup>2</sup>	L	64-67
D23		at Pan American	W	95-90
D31		Arizona	W	95-85
J2		Pepperdine	W	101-82
J8		Miami	W	114-106
J11		Manhattan College	W	96-68
J13		at Tulane	L	69-88
J16		Samford	W	122-79
J18		Stetson	W	78-71
J23		Georgia Tech	L	67-85
J27	{6}	at Jacksonville	L	65-83
J30		Cal Irvine	W	82-69
F3		Wisconsin-Milwaukee	W	96-61
F8		at Georgia Tech	W	81-76
F11		Georgia Southern	W	113-81
F15	{6}	Jacksonville	L	79-90
F22	{8}	at North Carolina	L	61-70
F25		at Florida Southern	W	74-66
F27		at Miami	L	94-100

1-Civitan Classic at Jacksonville, Fla.; 2-Sun Bowl Tournament at El Paso, Texas

### 1971-72

Record: 27-6 H: 11-1 A: 5-5 N: 11-0

Postseason: NCAA Championship Game; AP No. 10

D1		Oglethorpe	W	112-69
D4		Eastern Kentucky	W	96-83
D6		vs Stetson <sup>1</sup>	W	90-54
D7	{18}	{6} at Jacksonville <sup>1</sup>	W	90-83
D11	{18}	Valdosta State	W	134-65
D18	{9}	at Hawaii <sup>1</sup>	L	10-30
D22	{14}	at Hawaii <sup>1</sup>	L	76-81
D27	{14}	vs Washington <sup>2</sup>	W	85-77
D29		vs Oregon State <sup>2</sup>	W	73

## ALL-TIME RESULTS

### 1974-75 (continued)

J4.....	Eastern Kentucky.....	W.....	107-75
J7.....	Wisconsin-Milwaukee.....	W.....	104-82
J11.....	Biscayne.....	W.....	88-59
J15.....	at South Florida.....	L.....	71-77
J18.....	Hofstra.....	W.....	107-71
J20.....	vs Biscayne.....	W.....	95-85
J25.....	at Canisus College.....	L.....	75-81
J27.....	at New Mexico.....	L.....	(OT)78-84
F1.....	UT - Chattanooga.....	W.....	111-70
F6.....	Jacksonville.....	W.....	63-55
F9.....	vs Georgia Southern.....	W.....	101-77
F13.....	Georgia State.....	W.....	81-72
F19.....	at Jacksonville.....	L.....	71-76
F22.....	Georgia Southern.....	W.....	104-71
F24.....	Mercer.....	W.....	91-68
F28.....	South Florida.....	W.....	77-64
M5.....	at Stetson.....	L.....	54-63

1-Holiday Classic at Louisville, Ky.; 2-Fort Lauderdale, Fla.; 3-Game played at Savannah, Ga.

### 1975-76

Record: 21-6 H: 13-0 A: 6-2 N: 2-4

D2.....	Rollins College.....	W.....	90-47
D6.....	at Eastern Kentucky.....	W.....	65-59
D8.....	{1} vs Indiana.....	L.....	59-83
D11.....	Stetson.....	W.....	81-71
D13.....	Palm Beach Atlantic.....	W.....	109-52
D19.....	vs South Florida.....	W.....	78-71
D20.....	{8} vs Alabama.....	L.....	72-76
D26.....	{13} vs Washington.....	L.....	54-69
D29.....	vs Oregon State.....	L.....	75-78
D30.....	vs Colorado State.....	W.....	84-54
J8.....	Western Kentucky.....	W.....	88-80
J10.....	at Jacksonville.....	W.....	77-57
J14.....	Baptist College.....	W.....	107-64
J17.....	Memphis State.....	W.....	100-79
J20.....	at South Florida.....	W.....	76-72
J24.....	SW Louisiana.....	W.....	110-70
J31.....	at Georgia State.....	L.....	66-58
F2.....	at Illinois State.....	L.....	(OT)80-82
F7.....	South Florida.....	W.....	88-62
F12.....	Illinois State.....	W.....	109-81
F14.....	at Madison.....	W.....	85-65
F18.....	Jacksonville.....	W.....	74-65
F21.....	Georgia State.....	W.....	92-70
F24.....	Valdosta State.....	W.....	106-61
F28.....	Mercer.....	W.....	90-76
M4.....	{18} at SW Louisiana.....	W.....	68-65
M6.....	{18} at Dayton.....	L.....	81-95

1-at Indianapolis, Ind.; 2-Big Sun Classic at St. Petersburg, Fla.; 3-Far West Classic at Portland, Ore.

### 1976-77

Record: 16-11 H: 8-2 A: 5-6 N: 3-3  
Metro: 0-2/5th Place/5-7 record against designated opponents

N26.....	vs Toledo.....	W.....	70-66
N27.....	at Clemson.....	L.....	92-108
N30.....	Missouri Western St.....	W.....	109-80
D4.....	Austin Peay State.....	W.....	97-86
D11.....	at Missouri.....	L.....	63-65
D17.....	vs Santa Clara.....	W.....	94-80
D18.....	{5} at San Francisco.....	L.....	87-83
D29.....	vs Army.....	L.....	71-72
D30.....	at Vermont.....	W.....	76-67
J3.....	{14} * at Louisville.....	L.....	(OT)75-78
J5.....	at Western Kentucky.....	W.....	93-73
J8.....	Troy State.....	W.....	83-69
J12.....	Madison.....	W.....	69-66
J15.....	{18} * at Memphis State.....	L.....	75-81
J20.....	at South Florida.....	W.....	97-74
J22.....	South Alabama.....	W.....	115-86
J26.....	at Jacksonville.....	L.....	70-77
J29.....	UNC-Charlotte.....	L.....	65-76
J31.....	at Mercer.....	W.....	(OT)66-65
F5.....	Baptist College.....	W.....	139-72
F7.....	{3} vs Kentucky.....	L.....	57-97
F12.....	at Stetson.....	W.....	(OT)87-80
F18.....	vs Dayton.....	W.....	76-71
F23.....	Jacksonville.....	L.....	64-70
F26.....	South Florida.....	W.....	103-72
M1.....	Oral Roberts.....	W.....	91-87
M3.....	vs Georgia Tech.....	L.....	67-72

### 1977-78

Record: 23-6 H: 10-1 A: 6-2 N: 7-3  
Metro: 12-1/1st Place  
Postseason: NCAA First Round; AP No. 15

N28.....	Rollins College.....	W.....	83-59
D1.....	Troy State.....	W.....	110-82
D5.....	Saint Leo College.....	W.....	90-49
D9.....	vs South Florida.....	W.....	76-67
D10.....	vs Seton Hall.....	W.....	94-63
D16.....	vs Texas A&M.....	W.....	100-77
D17.....	vs Navy.....	W.....	82-55
D23.....	vs Missouri.....	W.....	97-64
D27.....	{11} * at Cincinnati.....	L.....	75-77
D30.....	{18} * vs Tulane.....	W.....	71-56
D31.....	{18} * vs Minnesota.....	L.....	74-88
J7.....	* at Tulane.....	W.....	87-85

J11.....	Fairleigh Dickenson.....	W.....	85-43
J14.....	* Tulane.....	W.....	103-85
J17.....	* Cincinnati.....	W.....	76-66
J22.....	{9} * at Louisville.....	W.....	70-66
J26.....	{17} * Saint Louis.....	W.....	88-75
F4.....	{15} South Alabama.....	L.....	56-58
F4.....	{15} * at Saint Louis.....	W.....	72-68
F6.....	{15} * at Memphis State.....	W.....	95-89
F11.....	{16} Memphis State.....	W.....	89-82
F13.....	{16} at UNC Charlotte.....	L.....	79-88
F17.....	{14} {9} * Louisville.....	W.....	81-70
F21.....	{12} * Georgia Tech.....	W.....	78-72
F25.....	{12} * at Georgia Tech.....	W.....	85-82
F27.....	{12} at Oral Roberts.....	W.....	(OT)80-76
M3.....	{11} * vs Georgia Tech.....	W.....	71-69
M4.....	{21} {20} * Louisville.....	L.....	93-94
M11.....	{13} {1} * vs Kentucky.....	L.....	76-85

1-Big Sun Tournament at St. Petersburg, Fla.; 2-Birmingham Classic at Birmingham, Ala.; 3-at Orlando, Fla.; 4-Pillsbury Holiday Classic at Bloomington, Minn.; 5-Metro Conference Tournament at Cincinnati, Ohio; 6-NCAA Midwest Regional First and Second Rounds at Knoxville, Tenn.

### 1978-79

Record: 19-10 H: 9-1 A: 7-7 N: 3-2  
Metro: 7-3/3rd Place

N27.....	Eckerd College.....	W.....	116-71
N30.....	Western Kentucky.....	W.....	70-59
D4.....	at Auburn.....	W.....	71-70
D9.....	vs Florida.....	W.....	68-61
D18.....	Florida Southern.....	W.....	106-75
D22.....	at Dayton.....	L.....	80-97
D23.....	vs Penn State.....	L.....	57-64
D31.....	at Ala. Birmingham.....	W.....	85-66
J3.....	at Jacksonville.....	L.....	68-71
J5.....	vs Georgia Southern.....	W.....	96-83
J6.....	at Old Dominion.....	L.....	(2OT) 76-80
J10.....	* at Tulane.....	L.....	60-74
J12.....	* at Saint Louis.....	W.....	61-59
J18.....	* at Memphis State.....	W.....	(OT)93-86
J20.....	{7} * Louisville.....	L.....	65-67
J23.....	Georgia Tech.....	W.....	79-73
J25.....	at George Washington.....	W.....	71-68
J27.....	* at Cincinnati.....	W.....	80-77
J29.....	* Tulane.....	W.....	89-84
J31.....	{9} * at Louisville.....	L.....	71-84
F6.....	at South Alabama.....	L.....	61-78
F10.....	at Georgia Tech.....	L.....	72-75
F12.....	* Saint Louis.....	W.....	84-79
F17.....	* Cincinnati.....	W.....	76-71
F25.....	* Memphis State.....	W.....	90-87
M1.....	vs Tulane.....	W.....	101-92
M2.....	at Memphis State.....	W.....	35-34
M3.....	vs Virginia Tech.....	L.....	60-68

1-at Jacksonville, Fla.; 2-Dayton Invitational at Dayton, Ohio; 3-Old Dominion Classic at Norfolk, Va.; 4-Metro Conference Tournament at Memphis, Tenn.

### 1979-80

Record: 22-9 H: 10-3 A: 7-5 N: 5-1  
Metro: 7-5/4th Place  
Postseason: NCAA Second Round

N30.....	Florida A&M.....	W.....	101-63
D2.....	Jacksonville.....	L.....	76-77
D6.....	at South Florida.....	W.....	89-71
D8.....	vs Florida.....	W.....	87-70
D20.....	Minnesota.....	W.....	112-91
D29.....	at Western Kentucky.....	W.....	67-65
D31.....	* vs Tulane.....	W.....	108-97
J4.....	* at Saint Louis.....	W.....	75-73
J7.....	South Florida.....	W.....	84-89
J10.....	* at Memphis State.....	W.....	74-69
J12.....	* at Tulane.....	L.....	79-80
J14.....	South Carolina Aiken.....	W.....	82-69
J19.....	at Marquette.....	L.....	64-74
J21.....	* Virginia Tech.....	L.....	77-79
J27.....	{7} * at Louisville.....	L.....	73-79
F2.....	* at Cincinnati.....	W.....	54-52
F4.....	Auburn.....	W.....	73-69
F7.....	* Memphis State.....	W.....	55-54
F9.....	* Cincinnati.....	W.....	77-74
F11.....	at Florida Southern.....	W.....	85-78
F14.....	* Saint Louis.....	W.....	71-69
F16.....	at Jacksonville.....	W.....	64-55
F18.....	Cleveland State.....	W.....	86-83
F20.....	Alabama Birmingham.....	W.....	89-87
F22.....	* at Virginia Tech.....	L.....	76-78
F24.....	{2} * Louisville.....	L.....	75-83
F28.....	vs Tulane.....	W.....	85-73
F29.....	vs Cincinnati.....	W.....	(OT) 79-69
M1.....	{4} * at Louisville.....	L.....	72-81
M7.....	vs Toledo.....	W.....	94-91
M9.....	{4} * vs Kentucky.....	L.....	78-97

1-at Jacksonville, Fla.; 1-at Miami, Fla.; 3-Game forfeited by Memphis State; 4-Metro Conference Tournament at Louisville, Ky.; 5-NCAA Midwest First and Second Round at Bowling Green, Ky.

### 1980-81

Record: 17-11 H: 8-2 A: 5-6 N: 4-3  
Metro: 7-5/2nd Place

N28.....	Central Florida.....	W.....	57-41
D2.....	at Minnesota.....	L.....	66-79
D6.....	Jacksonville.....	W.....	59-57
D13.....	vs Florida.....	L.....	(2OT) 74-81

D17.....	at Auburn.....	L.....	74-78
D19.....	vs Missouri.....	W.....	68-64
D20.....	vs Georgia.....	W.....	64-62
D31.....	vs South Carolina.....	L.....	78-80
J3.....	* Memphis State.....	W.....	84-66
J5.....	* at Cincinnati.....	W.....	79-77
J10.....	Baptist College.....	W.....	87-60
J12.....	* at Virginia Tech.....	L.....	(OT)70-80
J17.....	* at Louisville.....	L.....	78-98
J20.....	at Jacksonville.....	W.....	59-50
J24.....	* Tulane.....	W.....	79-61
J26.....	at Florida.....	W.....	82-71
J31.....	* at Tulane.....	W.....	74-68
F4.....	* at Saint Louis.....	L.....	71-72
F7.....	* Louisville.....	L.....	(OT)73-82
F9.....	* Saint Louis.....	W.....	70-57
F14.....	* Cincinnati.....	L.....	79-80
F16.....	* Virginia Tech.....	W.....	80-76
F18.....	at South Carolina.....	L.....	70-83
F21.....	Florida A&M.....	W.....	92-79
F28.....	* at Memphis State.....	W.....	80-78
M1.....	vs Marquette.....	W.....	81-78
M5.....	vs Saint Louis.....	W.....	84-77
M6.....	vs Cincinnati.....	L.....	57-58

1-at Jacksonville, Fla.; 2-Cotton States Classic at Atlanta, Ga.; 3-at Miami, Fla.; 4-at Tampa, Fla.; 5-Metro Conference Tournament at Louisville, Ky.

### 1981-82

Record: 11-17 H: 5-8 A: 3-6 N: 3-3  
Metro: 4-8/6th Place

N29.....	Florida A&M.....	W.....	81-67
D1.....	Georgia.....	L.....	67-70
D4.....	vs Jacksonville.....	W.....	(OT)94-93
D5.....	vs South Florida.....	L.....	67-82
D9.....	Jacksonville.....	L.....	80-83
D12.....	vs Florida.....	L.....	65-81
D19.....	Auburn.....	L.....	76-77
D22.....	at South Carolina.....	W.....	82-77
D29.....	vs UNC-Charlotte.....	W.....	76-73
D30.....	at Dayton.....	L.....	79-93
J4.....	{14} * at Louisville.....	L.....	57-79
J9.....	* at Memphis State.....	L.....	63-90
J11.....	Florida.....	W.....	82-67
J14.....	* at Saint Louis.....	W.....	75-74
J16.....	* at Virginia Tech.....	W.....	69-65
J23.....	* Saint Louis.....	W.....	89-73
J25.....	Saint Leo College.....	W.....	101-74
J27.....	at Jacksonville.....	L.....	(OT)79-80
F30.....	* Louisville.....	W.....	71-65
F10.....	* at Tulane.....	L.....	53-66
F13.....	* Tulane.....	L.....	61-62
F13.....	* Memphis State.....	L.....	60-62
F20.....	* at Cincinnati.....	L.....	83-84
F22.....	South Carolina.....	L.....	84-87
F25.....	* Virginia Tech.....	L.....	76-77
F27.....	* Cincinnati.....	L.....	71-73
M5.....	vs Tulane.....	W.....	54-49
M6.....	vs Louisville.....	L.....	73-97

1-First game played at Tallahassee Leon County Civic Center; 2-Florida Four Tournament at Tampa, Fla.; 3-at Jacksonville, Fla.; 4-Dayton Invitational at Dayton, Ohio; 5-Metro Conference Tournament at Memphis, Tenn.

### 1982-83

Record: 14-14 H: 8-5 A: 4-7 N: 2-2  
Metro: 6-8/5th Place

N29.....	Saint Leo College.....	W.....	92-54
D1.....	at Auburn.....	L.....	68-78
D6.....	Florida A&M.....	W.....	81-79
D10.....	vs South Florida.....	L.....	77-90
D11.....	vs Jacksonville.....	W.....	81-66
D19.....	Florida.....	L.....	63-84
D22.....	Pittsburgh.....	L.....	74-75
D29.....	at San Diego State.....	L.....	85-89
D30.....	{19} vs Tulsa.....	W.....	96-80
J2.....	at New Mexico.....	W.....	74-71
J4.....	at Jacksonville.....	W.....	61-60
J8.....	{13} * Louisville.....	L.....	69-96
J13.....	* Southern Miss.....	W.....	94-82
J15.....	* at Virginia Tech.....	L.....	69-70
J22.....	* Cincinnati.....	W.....	86-78
J29.....	* at Southern Miss.....	W.....	71-65
F2.....	* at South Carolina.....	W.....	(OT)90-85
F5.....	* at Cincinnati.....	L.....	48-63
F7.....	{12} * at Louisville.....	L.....	63-89
F12.....	Jacksonville.....	W.....	83-74
F14.....	* Tulane.....	L.....	(2OT)79-80
F19.....	* Virginia Tech.....	W.....	82-78
F22.....	New Mexico.....	W.....	79-77
F26.....	{14} * Memphis State.....	W.....	74-72
F28.....	* South Carolina.....	L.....	76-79
M3.....	{17} * at Memphis State.....	L.....	67-94
M5.....	* at Tulane.....	L.....	66-71
M11.....	{17} vs Memphis State.....	L.....	74-84

1-Florida Four Tournament at Gainesville, Fla.; 2-Cabrillo Classic at San Diego, Calif.; 3-Metro Conference Tournament at Cincinnati, Ohio

### 1983-84

Record: 20-11 H: 13-3 A: 5-7 N: 2-1  
Metro: 9-5/3rd Place  
Postseason: NIT Second Round

N26.....	Central Florida.....	W.....	96-65
N28.....	Tampa.....	W.....	83-70

D2.....	at Florida.....	W.....	67-60
D5.....	Auburn.....	L.....	69-76
D8.....	Jacksonville.....	L.....	76-63
D10.....	Florida International.....	W.....	94-75
D20.....	at Pittsburgh.....	L.....	89-102
D23.....	Florida.....	W.....	87-64
D30.....	Furman.....	W.....	(OT)93-91
J3.....	* South Carolina.....	L.....	68-76
J7.....	* at Southern Miss.....	W.....	83-64
J9.....	* at Tulane.....	L.....	43-50
J14.....	* Cincinnati.....	L.....	71-57
J18.....	Baptist College.....	W.....	92-75
J25.....	{14} * at Louisville.....	L.....	71-95
J28.....	* at South Carolina.....	W.....	87-82
F4.....	* Southern Miss.....	W.....	78-74
F6.....	{17} * Louisville.....	W.....	75-60
F11.....	{9} * Memphis State.....	L.....	69-73
F13.....	at Jacksonville.....	L.....	47-56
F15.....	{8} * at Memphis State.....	L.....	67-75
F20.....	* Tulane.....	W.....	52-51
F22.....	at South Florida.....	L	



# FLORIDA STATE

## ALL-TIME RESULTS

### 1986-87

Record: 19-11 H: 14-2 A: 3-8 N: 2-1  
Metro: 6-6/6th Place  
Postseason: NIT Second Round

N28	Florida	W	80-76
D4	USC-Spartanburg	W	97-69
D6	(8) Alabama	W	72-71
D1	(9) Oklahoma	L	92-109
D16	at Western Carolina	W	101-76
D20	Valdosta State	W	85-75
D29	vs Alcorn State	W	84-62
D30	vs Tennessee	W (OT)	91-90
J3	at Jacksonville	L	78-90
J5	Wisconsin Green Bay	W	57-49
J7	Louisville	L	64-73
J12	Stetson	W	83-75
J17	at Cincinnati	L	67-69
J19	at Memphis State	L	68-76
J21	South Carolina	L	60-63
J24	at Southern Miss	W	94-74
J26	Central Florida	W	76-57
J31	at Virginia Tech	L (OT)	79-82
F2	Cincinnati	W	77-75
F4	at Miami	L	57-63
F11	Memphis State	W	98-89
F14	at South Carolina	W	80-72
F16	South Florida	W	83-78
F18	at Louisville	L	71-87
F23	Virginia Tech	W	107-78
F26	Miami	W	80-84
F28	Southern Miss	W	117-102
M6	vs South Carolina	L	85-86
M12	Rhode Island	W	107-92
M16	at Vanderbilt	L	92-109

1-Red Lobster Classic at Orlando, Fla.; 2-Metro Conference Tournament at Louisville, Ky.; 3-National Invitation Tournament at Tallahassee, Fla.; 4-National Invitation Tournament at Nashville, Tenn.

### 1987-88

Record: 19-11 H: 13-2 A: 4-7 N: 2-2  
Metro: 7-5/2nd Place  
Postseason: NCAA Second Round

N28	Bucknell	W	87-58
D2	Florida International	W	121-75
D5	Penn State	W	63-60
D10	(16) Oklahoma	L	87-89
D12	(12) at Florida	L	48-71
D16	vs Stetson	W	80-67
D19	at Tennessee	L (OT)	78-81
D21	Hardin Simmons	W	93-79
D28	(3) vs Pittsburgh	L	71-72
D29	at Central Florida	W	101-67
J6	Jacksonville	W	87-63
J9	Louisville	W	83-76
J13	Memphis State	W	92-85
J16	at South Florida	W	86-70
J23	at Cincinnati	W	74-71
J25	South Carolina	L	72-80
J26	Central Florida	W	93-69
F30	at Virginia Tech	L	87-88
F32	Monmouth	W	82-68
F3	Cincinnati	W	101-67
F13	Southern Miss	W	83-75
F17	at Louisville	L	62-82
F20	at Memphis State	L	76-81
F24	Alabama State	W	108-90
F27	at South Carolina	L	78-81
M2	Virginia Tech	W	92-79
M5	at Southern Miss	W	87-83
M11	vs Cincinnati	W	84-74
M12	at Memphis State	L	74-81
M18	(17) vs Iowa	L	98-102

1-at Daytona Beach, Fla.; 2-Citrus Bowl Classic at Orlando, Fla.; 3-Metro Conference Tournament at Memphis, Tenn.; 4-NCAA West Regional First Round at Los Angeles, Calif.

### 1988-89

Record: 22-8 H: 12-2 A: 10-3 N: 0-3  
Metro: 9-3/1st Place  
Postseason: NCAA First Round; AP No. 16

N25	(17) Central Florida	W	133-79
N29	(14) Florida International	W	100-75
D3	(14) Florida	W	104-86
D9	(13) Stetson	W	91-74
D14	(12) South Alabama	W	87-82
D17	(12) at Penn State	W	78-71
D20	(11) South Florida	W	113-81
D28	(10) at Central Florida	W	97-64
D29	(10) vs Villanova	L	67-68
J4	(15) Rider	W	113-67
J7	(15) Southern Miss	W	104-79
J11	(14) at Jacksonville	W	85-70
J15	(14) (17) Tennessee	W	101-90
J18	(14) at Arkansas	W (OT)	112-105
J21	(14) Cincinnati	W	95-80
J26	(11) at South Carolina	W	69-67
J28	(11) at Virginia Tech	W	100-97
F1	(8) Memphis State	L	82-99
F4	(8) at Cincinnati	W	66-65
F6	(8) (7) at Louisville	W	81-78
F8	(12) South Carolina	W	88-72
F16	(7) (10) Louisville	L (OT)	77-78
F18	(7) at Memphis State	L	78-89
F21	(12) at New Orleans	L	77-83

F23	(12) (14) at La Salle	L	100-101
M1	(16) Virginia Tech	W	117-97
M4	(16) at Southern Miss	W	81-78
M11	(14) at South Carolina	W	80-63
M12	(14) vs Louisville	L	80-87
M16	(16) vs Middle Tennessee St	L	83-97

1-Red Lobster Classic at Orlando, Fla.; 2-Metro Conference Tournament at Columbia, S.C.; 3-NCAA Southeast Regional First Round at Nashville, Tenn.

### 1989-90

Record: 16-15 H: 9-4 A: 6-6 N: 1-5  
Metro: 6-8/5th Place

N24	vs Kansas State	L	70-71
N25	at Alaska Anchorage	W	75-74
N26	vs Connecticut	L	60-63
D1	(24) at Florida	L	69-82
D3	Auburn	W	82-78
D9	New Orleans	W	66-64
D16	at South Florida	W	78-72
D19	Samford	W	100-62
D22	Stetson	W	92-83
D27	(19) vs NC State	L	72-90
D29	vs Rhode Island	W	95-76
J2	at South Alabama	W	78-75
J4	Tulane	W	92-68
J6	Southern Miss	W	113-82
J8	Jacksonville	W (OT)	104-99
J11	at Cincinnati	L	62-82
J14	(11) Louisville	L	66-73
J18	at Miami	L (OT)	97-101
J20	at South Carolina	L	53-56
J25	Memphis State	W	78-72
J27	at Virginia Tech	W	67-63
J31	at Southern Miss	W	72-84
F3	(7) vs Syracuse	L	69-90
F6	(15) at Louisville	L	50-69
F8	Cincinnati	L	69-72
F13	at Memphis State	L	69-81
F17	Miami	W	92-73
F20	at Tulane	W	69-67
F24	Virginia Tech	L	74-84
M3	at South Carolina	W	79-70
M8	vs Cincinnati	L (OT)	64-65

1-Great Alaska Shootout at Anchorage, Alaska; 2-ECAC Holiday Festival at New York, N.Y.; 3-Game played at Orlando, Fla.; 4-Metro Conference Tournament at Biloxi, Miss.

### 1990-91

Record: 21-11 H: 12-2 A: 4-8 N: 5-1  
Metro: 9-5/2nd Place (Tournament Champions)  
Postseason: NCAA Second Round

N27	Texas Southern	W	95-71
N30	Florida	L	68-85
D3	Morgan State	W	89-48
D9	La Salle	W	83-74
D15	at Auburn	L	96-99
D18	South Florida	W	80-72
D22	(1) at Nevada Las Vegas	L	69-101
D29	at Florida Intl	W	92-73
J3	at Tulane	L	61-77
J5	at So. Mississippi	L	72-84
J10	Cincinnati	W	72-67
J12	Louisville	W	77-66
J14	vs Stetson	W	69-64
J19	(22) at South Carolina	W (OT)	81-80
J21	(2) Arkansas	L	92-109
J24	at Memphis State	L	66-67
J26	at Virginia Tech	W	71-60
F2	Tulane	W	85-79
F7	at Cincinnati	L	67-76
F9	at Louisville	L	72-88
F13	Alabama State	W	113-88
F16	at Jacksonville	W	99-79
F18	(7) at Syracuse	L	79-88
F21	Memphis State	W	76-64
F23	Virginia Tech	W	91-79
F26	Southern Mississippi	W	85-83
M2	South Carolina	W	70-59
M7	vs South Carolina	W	65-55
M8	vs Virginia Tech	W	91-71
M9	vs Louisville	W	76-69
M14	vs S. California	W	75-72
M16	(3) vs Indiana	L	60-82

1-at Orlando, Fla.; 2-Metro Conference Tournament at Roanoke, Va.; 3-NCAA Southeast Regional First and Second Rounds at Louisville, Ky.

### 1991-92

Record: 22-10 H: 12-3 A: 7-4 N: 3-3  
ACC: 11-5/2nd Place  
Postseason: NCAA Sweet 16;  
Final AP No. 20/USA Today No. 14

N26	Jacksonville	W	100-91
D3	vs Syracuse	L	71-89
D6	Southern	W	95-75
D7	Florida A&M	W	2-0
D15	(5) at North Carolina	W	86-74
D20	at South Florida	L	88-92
D23	Robert Morris	W	76-60
D29	Duquesne	W	88-73
J2	UNC Asheville	W	107-54
J4	Virginia	L (OT)	68-77
J6	at Duke	L	70-86
J11	(19) at Wake Forest	W (OT)	88-85

J18	at Maryland	W (OT)	91-83
J20	Mercer	W	78-64
J23	(18) at Georgia Tech	W	83-79
J25	NC State	W	98-76
J27	at Florida	W	68-67
J29	(23) (1) Duke	L	62-75
F1	(23) Wake Forest	W	79-78
F5	(23) Maryland	L	85-93
F8	(23) Clemson	W	102-90
F10	(23) at NC State	W	87-79
F13	(23) at Virginia	W	64-63
F15	(23) Georgia Tech	W	80-67
F18	(16) at Clemson	L	67-68
F23	(16) at DePaul	L	75-85
F27	(22) (10) North Carolina	W	110-96
M13	(18) vs NC State	W	93-80
M14	(18) (20) vs North Carolina	L	76-80
M19	(20) vs Montana	W	78-68
M21	(20) vs Georgetown	W	78-68
M26	(20) (4) Indiana	L	74-85

1-ACC/Big East Challenge at Atlanta, Ga.; 2-Capitol City Classic at Tallahassee, Fla.; 3-Capitol City Classic at Tallahassee forfeit win by Florida State; 4-ACC Tournament at Charlotte, N.C.; 5-NCAA West Regional First and Second Rounds at Boise, Idaho; 6-NCAA West Regional Semifinal at Albuquerque, N.M.

### 1992-93

Record: 25-10 H: 13-2 A: 7-4 N: 5-4  
ACC: 12-4/2nd Place  
Postseason: NCAA Elite Eight;  
Final AP Poll No. 11/USA Today No. 7

N18	(9) Siena College	W	89-80
N20	(9) (19) Iowa State	W	109-86
N25	(7) (4) vs Indiana	L (OT)	78-81
N27	(7) (21) vs UCLA	L (OT)	83-86
D2	(11) (19) Massachusetts	W	67-64
D15	(10) at Duquesne	L	84-91
D19	(10) vs UNC Charlotte	W	63-59
D20	(10) vs Temple	W (OT)	91-80
D22	(18) Arkansas Little Rock	W	95-64
D28	(18) Md.-Baltimore County	W	109-80
D30	(18) South Florida	W	94-73
J2	(18) Florida	L	86-89
J6	(23) (25) at Virginia	L	76-80
J9	(23) at Wake Forest	W (OT)	74-72
J13	(23) Maryland	W	105-85
J16	NC State	W	70-54
J20	at Clemson	W	89-71
J24	(6) Duke	W (OT)	89-88
J27	(19) (3) at North Carolina	L	77-82
J31	(19) (18) Georgia Tech	W	96-77
F2	(12) at Jacksonville	W	92-77
F6	(12) at Connecticut	W	86-74
F8	(12) (24) Virginia	W	99-84
F10	(10) (9) Wake Forest	W	111-94
F13	(10) at Maryland	W	87-84
F17	(9) at NC State	W	72-71
F20	(9) Clemson	W	102-92
F24	(6) (9) at Duke	L	75-98
F27	(6) (3) North Carolina	L	76-86
M4	(11) at Georgia Tech	W	83-82
M12	(10) vs Clemson	L	75-87
M18	(11) vs Evansville	W	82-70
M20	(11) vs Tulane	W	94-63
M25	(11) (25) vs Western Kentucky	W (OT)	81-78
M27	(11) (2) vs Kentucky	L	81-106

1-Preseason National Invitation Tournament at Tallahassee, Fla.; 2-Preseason National Invitation Tournament at New York, N.Y.; 3-Milk Classic at Orlando, Fla.; 4-ACC Tournament at Charlotte, N.C.; 5-NCAA Southeast Regional First and Second Rounds at Orlando, Fla.; 6-NCAA Southeast Regional Semifinals and Final at Charlotte, N.C.

### 1993-94

Record: 13-14 H: 10-4 A: 2-9 N: 1-1  
ACC: 6-10/7th Place

D1	Florida Atlantic	W	110-59
D5	Bethune Cookman	W	80-70
D11	at South Florida	L	63-65
D18	vs Florida	W	69-59
D20	Morgan State	W	90-67
D22	Mt. St. Mary's	W	108-81
D30	UNC Greensboro	W	94-76
J2	Lafayette	W	105-87
J6	at Virginia	L	64-84
J8	Wake Forest	L	66-90
J11	at Maryland	L	74-80
J16	at NC State	L	70-78
J19	Clemson	W	60-57
J22	(5) at Duke	L	79-106
J26	(4) North Carolina	L	77-90
J29	(21) Georgia Tech	W	74-73
F3	(11) at Massachusetts	L	58-62
F6	Virginia	W	100-64
F10	at Wake Forest	L	69-77
F12	at Syracuse	L	66-69
F16	NC State	W	75-70
F19	at Clemson	W	79-71
F21	(16) at Florida	L	61-72
F23	(2) Duke	L	72-84
F26	(4) at North Carolina	L	75-78
M2	Georgia Tech	W	71-68
M11	(11) vs North Carolina	L	69-83

1-Milk Challenge at Orlando, Fla.; 2-ACC Tournament at Charlotte, N.C.

### 1994-95

Record: 12-15 H: 10-5 A: 2-8 N: 0-2  
ACC: 5-11/6th Place

N25	Florida International	W	88-81
N29	South Florida	W	95-88
D3	Florida Atlantic	W	101-63
D6	(8) at Arizona	L	78-96
D10	Tulane	W	81-74
D17	(8) vs Florida	L (OT)	65-71
D22	SE Missouri State	W	100-75
D29	Detroit Mercy	W	84-83
J4	Virginia	L	75-81
J7	(18) at Wake Forest	L	64-72
J10	(9) Maryland	L	57-70
J15	NC State	W	107-79
J18	at Clemson	W	67-66
J21	Duke	W	78-75
J25	(3) at North Carolina	L	70-100
J29	(21) Georgia Tech	L	68-81
F1	at UNC Greensboro	W	75-65
F4	(15) at Virginia	L (OT)	63-76
F8	(11) Wake Forest	W	69-67
F11	(8) at Maryland	L	65-80
F15	at NC State	W	77-86
F18	Clemson	W	62-57
F20	Florida	L	62-75
F22	at Duke	L	67-82
F25	(3) North Carolina	L	78-70
M2	at Georgia Tech	L	67-69
M10	(10) vs Maryland	L	64-71

1-Milk Challenge at Orlando, Fla.; 2-ACC Tournament at Greensboro, N.C.

### 1995-96

Record: 13-14 H: 9-6 A: 2-7 N: 2-1  
ACC: 5-11/8th Place

N27	Howard	W	97-81
N28	Florida International	W	92-84
D2	Jacksonville	W	87-80
D5	at Tulane	L	77-78
D9	vs DePaul	W	85-80
D12	(8) Connecticut	L	61-79
D16	vs Florida	W	74-52
D20	Radford	W	

## ALL-TIME RESULTS

### 1996-97 (continued)

1-Milk Classic at Orlando, Fla.; 2-Capitol City Classic at Tallahassee, Fla.; 3-ACC Tournament at Greensboro, N.C.; 4-National Invitation Tournament at Syracuse, N.Y.; 5-National Invitation at Tallahassee, Fla.; 6-National Invitation Tournament at Morgantown, W.V.; 7-National Invitation Tournament Semifinals and Final at New York, N.Y.

### 1997-98

Record: 18-14 H: 9-5 A: 6-6 N: 3-3 | ACC: 6-10/T6th Place

Postseason: NCAA Second Round

N14	.....	at Rice	.....	W	65-53	
N17	.....	Loyola College (Md.)	.....	W	89-72	
N19	.....	Utah State	.....	W	66-55	
N26	(25)	{1}.....	vs Connecticut	.....	W	67-60
D2	.....	{19}.....	Florida Atlantic	.....	W	90-52
D6	.....	{19}.....	Jacksonville	.....	W	74-44
D14	.....	{16}.....	vs Florida	.....	W	83-81
D17	.....	{17}.....	UNC Asheville	.....	W	77-60
D20	{17}	{1}.....	* North Carolina	.....	L	74-71
D23	{17}	{5}.....	Arizona	.....	W	84-79
D29	.....	{15}.....	at Southwestern La.	.....	W	80-71
D31	.....	{15}.....	at DePaul	.....	W	66-55
J3	.....	{15}.....	* at NC State	.....	W	68-55
J7	.....	{13}.....	* at Maryland	.....	L	74-81
J10	.....	{13}.....	* Duke	.....	L	63-75
J13	.....	{17}.....	* at Clemson	.....	L	65-86
J18	.....	{17}.....	* at Georgia Tech	.....	W	70-67
J22	.....	{20}.....	* Wake Forest	.....	W	83-59
J24	{20}	{2}.....	* at North Carolina	.....	L	55-103
J28	.....	{23}.....	* NC State	.....	W	64-52
J31	.....	{23}.....	at South Florida	.....	L	68-70
F4	.....	.....	* at Virginia	.....	W	71-63
F7	.....	{23}.....	* Maryland	.....	L	62-68
F10	.....	{2}.....	* at Duke	.....	L	72-86
F15	.....	.....	* Clemson	.....	L	49-78
F18	.....	.....	* Georgia Tech	.....	L	59-72
F21	.....	.....	* at Wake Forest	.....	L	68-69
F28	.....	.....	* Virginia	.....	W	88-63
M5	.....	.....	vs NC State	.....	L	63-65
M13	{15}	.....	vs Texas Christian	.....	W	96-87
M15	.....	.....	vs Valparaiso	.....	L	(OT) 77-83

1-Preseason National Invitation Tournament at Tallahassee, Fla.; 2-Preseason National Invitation Tournament at New York, N.Y.; 3-Milk Classic at Orlando, Fla.; 4-ACC Tournament at Greensboro, N.C.; 5-NCAA Midwest Regional First and Second Rounds at Oklahoma City, Okla.

### 1998-99

Record: 13-17 H: 7-7 A: 3-8 N: 3-2 | ACC: 5-11/T7th Place

N13	.....	Sam Houston State	.....	W	88-51	
N20	.....	Florida	.....	L	66-82	
N24	.....	Idaho	.....	W	70-57	
D1	.....	* at Virginia	.....	W	72-69	
D6	.....	Auburn	.....	L	68-80	
D14	.....	at Temple	.....	L	66-75	
D17	.....	at Jacksonville	.....	W	72-53	
D20	.....	Georgia Southern	.....	W	80-43	
D23	.....	at Butler	.....	L	65-77	
D28	.....	vs Princeton	.....	L	46-50	
D29	.....	vs Mississippi State	.....	W	69-58	
D30	.....	vs Murray State	.....	W	(OT) 80-76	
J6	.....	{11}.....	* North Carolina	.....	L	54-72
J9	.....	.....	* at Georgia Tech	.....	W	75-56
J12	.....	{25}.....	* Clemson	.....	W	70-64
J16	.....	{2}.....	* at Duke	.....	L	73-98
J20	.....	.....	* Wake Forest	.....	W	74-68
J23	.....	.....	* NC State	.....	W	71-59
J27	.....	{4}.....	* at Maryland	.....	L	87-107
J30	.....	.....	* Virginia	.....	L	60-67
F2	.....	.....	South Florida	.....	W	77-66
F7	.....	{12}.....	* at North Carolina	.....	L	64-96
F11	.....	.....	* Georgia Tech	.....	L	(2OT) 108-111
F14	.....	.....	* at Clemson	.....	L	45-78
F17	.....	{1}.....	* Duke	.....	L	59-85
F20	.....	.....	* at Wake Forest	.....	L	65-67
F24	.....	.....	* at NC State	.....	L	63-71
F27	.....	{5}.....	* Maryland	.....	L	75-84
M4	.....	.....	vs Clemson	.....	W	(OT) 87-85
M5	.....	{5}.....	vs Maryland	.....	L	69-93

1-Rainbow Classic at Honolulu, Hawaii; 2-ACC Tournament at Charlotte, N.C.

### 1999-00

Record: 12-17 H: 8-6 A: 3-9 N: 1-2 | ACC: 6-10/T6th Place

N19	.....	{7}.....	at Florida	.....	L	61-96
N23	.....	.....	Norfolk State	.....	W	81-70
N27	.....	.....	Jacksonville	.....	W	83-59
N29	.....	{11}.....	Temple	.....	L	58-69
D1	.....	.....	at Northwestern	.....	W	60-46
D5	.....	{7}.....	at Auburn	.....	L	54-55
D11	.....	.....	Seton Hall	.....	L	56-79
D18	.....	.....	vs Massachusetts	.....	L	60-69
D22	.....	.....	Vanderbilt	.....	W	70-65
D30	.....	.....	The Citadel	.....	W	77-51
J4	.....	.....	* at Wake Forest	.....	W	66-64
J8	.....	.....	at South Florida	.....	L	55-66
J12	.....	.....	* Clemson	.....	W	60-57
J16	.....	{6}.....	* Duke	.....	L	54-85
J19	.....	.....	* at Georgia Tech	.....	L	62-65
J22	.....	{21}.....	* at North Carolina	.....	W	76-71
J26	.....	.....	* at Virginia	.....	L	81-86
J29	.....	{22}.....	* Maryland	.....	L	63-82
F2	.....	.....	* at NC State	.....	L	58-68
F5	.....	.....	* Wake Forest	.....	W	66-61

F12	.....	.....	* at Clemson	.....	L	58-84
F16	.....	{3}.....	* at Duke	.....	L	68-101
F21	.....	.....	* Georgia Tech	.....	W	64-54
F23	.....	.....	* North Carolina	.....	L	67-70
F26	.....	.....	* Virginia	.....	W	71-84
M1	.....	{17}.....	* at Maryland	.....	L	70-85
M5	.....	.....	* NC State	.....	L	51-70
M9	.....	.....	vs Georgia Tech	.....	W	63-62
M10	.....	{20}.....	vs Maryland	.....	L	61-82

1-Orange Bowl Classic at Sunrise, Fla.; 2-ACC Tournament at Charlotte, N.C.

### 2000-01

Record: 9-21 H: 6-10 A: 2-8 N: 1-3 | ACC: 4-12/8th Place

N17	.....	{11}.....	Florida	.....	L	70-85
N23	.....	.....	vs Ohio State	.....	L	65-90
N24	.....	{21}.....	vs DePaul	.....	L	74-80
N25	.....	.....	vs Rhode Island	.....	W	86-71
N29	.....	.....	Minnesota	.....	L	71-76
D4	.....	.....	Furman	.....	L	(OT) 74-79
D7	.....	.....	South Florida	.....	L	54-69
D9	.....	.....	at Vanderbilt	.....	L	60-72
D17	.....	.....	Jacksonville	.....	W	75-61
D19	.....	.....	at Cleveland State	.....	L	(2OT) 85-87
D21	.....	.....	Binghamton	.....	W	79-57
D30	.....	.....	Morgan State	.....	W	74-64
J4	.....	{3}.....	* Duke	.....	L	72-99
J6	.....	.....	UNC Asheville	.....	L	76-68
J9	.....	{6}.....	* at Wake Forest	.....	L	53-76
J14	.....	{14}.....	* Maryland	.....	L	55-76
J16	.....	{13}.....	* at Virginia	.....	L	71-89
J20	.....	{6}.....	* North Carolina	.....	L	70-80
J25	.....	.....	* NC State	.....	L	(OT) 81-84
J27	.....	.....	* at Georgia Tech	.....	L	68-77
J31	.....	.....	* Clemson	.....	W	(OT) 88-84
F4	.....	{2}.....	* at Duke	.....	L	58-100
F10	.....	{19}.....	* Wake Forest	.....	L	65-71
F14	.....	{17}.....	* at Maryland	.....	W	74-71
F17	.....	{12}.....	* Virginia	.....	L	66-69
F22	.....	{2}.....	* at North Carolina	.....	L	67-95
F25	.....	.....	* at NC State	.....	L	46-71
F28	.....	.....	* Georgia Tech	.....	W	69-59
M3	.....	.....	* at Clemson	.....	W	75-63
M8	.....	.....	vs Clemson	.....	L	64-66

1-Great Alaska Shootout at Anchorage, Alaska; 2-ACC/Big Ten Challenge at Tallahassee, Fla.; 3-ACC Tournament at Atlanta, Ga.

### 2001-02

Record: 12-17 H: 10-6 A: 1-10 N: 1-1 | ACC: 4-12/T7th Place

N16	.....	{6}.....	at Florida	.....	L	47-68
N20	.....	.....	Savannah State	.....	W	93-41
N23	.....	.....	Elon	.....	W	89-59
N28	.....	.....	at Northwestern	.....	L	50-57
D4	.....	.....	Birmingham Southern	.....	W	78-62
D8	.....	.....	Western Carolina	.....	L	69-79
D16	.....	{19}.....	* at Wake Forest	.....	L	72-93
D19	.....	.....	Cleveland State	.....	W	76-63
D22	.....	.....	American	.....	L	72-77
D27	.....	.....	Virginia Tech	.....	W	78-49
D29	.....	.....	Campbell	.....	W	93-47
J2	.....	.....	at South Florida	.....	W	78-74
J6	.....	{1}.....	* Duke	.....	W	77-76
J8	.....	.....	* at NC State	.....	L	62-77
J16	.....	.....	* North Carolina	.....	W	81-71
J20	.....	{10}.....	* at Virginia	.....	L	74-91
J24	.....	.....	* Clemson	.....	W	68-63
J26	.....	{3}.....	* Maryland	.....	L	63-84
J30	.....	.....	* at Georgia Tech	.....	L	46-77
F2	.....	{24}.....	* Wake Forest	.....	L	80-89
F7	.....	{1}.....	* at Duke	.....	L	49-80
F10	.....	.....	* NC State	.....	L	67-76
F17	.....	.....	* at North Carolina	.....	L	85-95
F20	.....	{22}.....	* Virginia	.....	W	66-59
F23	.....	.....	* at Clemson	.....	L	78-87
F27	.....	{2}.....	* Maryland	.....	L	63-96
M2	.....	.....	* Georgia Tech	.....	L	78-86
M7	.....	.....	vs Clemson	.....	W	(OT) 91-84
M8	.....	{2}.....	vs Maryland	.....	L	59-85

1-ACC/Big Ten Challenge at Evanston, Ill.; 2-ACC Tournament at Charlotte, N.C.

### 2002-03

Record: 14-15 H: 11-5 A: 1-8 N: 2-2 | ACC: 4-12/9th Place

N24	.....	.....	Savannah State	.....	W	79-46
N27	.....	.....	Mercer	.....	W	83-47
D2	.....	.....	Iowa	.....	W	80-67
D6	.....	{8}.....	Florida	.....	L	57-58
D8	.....	.....	Miami	.....	W	72-55
D15	.....	.....	Birmingham Southern	.....	W	56-47
D18	.....	.....	Stetson	.....	W	93-76
D22	.....	{23}.....	* North Carolina	.....	L	48-89
D28	.....	.....	vs Boston University	.....	L	69-84
D30	.....	.....	vs Davidson College	.....	W	82-86
J4	.....	.....	at Virginia Tech	.....	W	76-69
J6	.....	.....	Texas A&M Corpus Ch.	.....	W	72-56
J11	.....	{21}.....	* at Maryland	.....	L	62-89
J14	.....	.....	* at Georgia Tech	.....	L	74-81
J18	.....	.....	* NC State	.....	L	63-70
J21	.....	.....	* Clemson	.....	W	60-59
J26	.....	{17}.....	* at Wake Forest	.....	L	60-71
J29	.....	.....	* at Virginia	.....	L	72-85
F2	.....	{5}.....	* Duke	.....	W	75-70
F8	.....	.....	* at North Carolina	.....	L	60-61
F12	.....	{16}.....	* Maryland	.....	L	72-74
F15	.....	.....	* Georgia Tech	.....	W	71-64

F18	.....	.....	* at NC State	.....	L	60-71
F22	.....	.....	* at Clemson	.....	L	60-74
F26	.....	{12}.....	* Wake Forest	.....	L	56-60
M1	.....	.....	* Virginia	.....	W	73-59
M6	.....	{10}.....	* at Duke	.....	L	56-72
M13	.....	.....	vs Clemson	.....	W	72-61
M14	{9}.....	.....	vs Wake Forest	.....	L	61-69

1-ACC/Big Ten Challenge at Tallahassee, Fla.; 2-Fiesta Bowl Classic Honoring Bobbi Olsen at Tucson, Ariz.; 3-ACC Tournament at Charlotte, N.C.

### 2003-04

Record: 19-14 H: 15-3 A: 3-10 N: 1-1 | ACC: 6-10/T7th Place

Postseason: NIT Second Round

N21	.....	.....	Maine	.....	W	69-49
N24	.....	.....	Georgetown College	.....	W	81-67
N26	.....	.....	Nicholls State	.....	W	99-54
N28	.....	.....	South Carolina State	.....	W	81-46
D1	.....	.....	Northwestern	.....	W	71-53
D3	.....	.....	Mississippi	.....	W	66-60
D6	.....	.....	Fairleigh Dickinson	.....	W	83-46
D14	.....	.....	at Miami	.....	W	67-58
D18	.....	.....	Wagner	.....	L	83-62
D20	.....	.....	vs Chicago State	.....	W	47-42
D22	.....	{16}.....	at Pittsburgh	.....	L	56-63
D28	.....	{24}.....	* Maryland	.....	W	79-75
D30	.....	.....	at Stetson	.....	W	87-72
J3	.....	{14}.....	at Florida	.....	L	73-87
J11	.....	.....	* NC State	.....	L	53-58
J18	.....	.....	* at Clemson	.....	L	48-53
J18	.....	.....	* at Virginia	.....	L	(OT) 67-76
J22	.....	{7}.....	* North Carolina	.....	W	(OT) 90-81
J25	.....	{10}.....	* Wake Forest	.....	W	75-70
J29	.....	{1}.....	* at Duke	.....	L	49-56
F1	.....	.....	Savannah State	.....	W	88-73
F3	.....					



# FLORIDA STATE

## ALL-TIME RESULTS

### 2008-09

Record: 25-10 H: 13-3 A: 7-5 N: 5-2 | ACC: 10-6/4th  
Postseason: NCAA First Round

N15	at Jacksonville	W	59-57
N18	at La Salle	W	65-61
N20	Stetson	W	79-77
N22	Coastal Carolina	W	82-7-0
N24	Western Illinois	W	67-55
N29	vs. Cincinnati	W	58-47
N29	vs. California	W	80-77
D3	at Northwestern	L	59-73
D7	(23) Florida	W	57-55
D13	at Georgia State	W	62-57
D16	Tennessee Tech	W	69-59
D18	Charleston Southern	W	71-48
D21	(3) Pittsburgh	L	48-56
D28	vs. Western Kentucky	W	82-69
J3	Texas A&M Corpus Ch.	W	69-48
J10	(2) Duke	L	58-66
J13	at NC State	W	78-65
J17	Maryland	W	(OT) 76-73
J21	at Miami	L	69-75
J24	at Virginia	W	73-62
J28	(5) North Carolina	L	77-80
F5	at Georgia Tech	W	62-58
F7	at Clemson	W	65-61
F10	(25) Virginia	W	66-57
F14	(25) Wake Forest	L	63-86
F18	Miami	W	80-67
F21	at Virginia Tech	W	67-65
F24	(23) Boston College	L	67-72
F28	(23) Clemson	W	73-66
M3	(24) Duke	L	81-84
M18	(24) Virginia Tech	W	63-53
M13	(22) vs. Georgia Tech	W	64-62
M14	(22) vs. North Carolina	W	73-70
M16	(22) vs. Duke	L	69-79
M20	(16) vs. Wisconsin	L	(OT) 59-61

1 - Global Sports Classic at Tallahassee, Fla. 2 - Global Sports Classic at Las Vegas, Nev. 3 - ACC/Big Ten Challenge at Evanston, Ill. 4 - Orange Bowl Classic at Sunrise, Fla. 5 - ACC Tournament at Atlanta, Ga. 6 - NCAA Tournament First Round at Boise, Idaho.

### 2009-10

Record: 22-10 H: 13-3 A: 6-5 N: 3-2 | ACC: 10-6/3rd  
Postseason: NCAA Tournament First Round

N16	Jacksonville	W	87-61
N18	Stetson	W	80-38
N21	at Mercer	W	89-50
N24	at Florida	L	52-68
N26	vs. Iona	W	64-49
N27	vs. Alabama	W	60-51
N29	vs. Marquette	W	57-56
D2	(21) Florida State	L	64-77
D6	(21) Florida International	W	82-62
D15	Georgia State	W	62-55
D17	Auburn	W	76-72
D20	(22) at Georgia Tech	W	(OT) 66-59
D22	Tennessee Martin	W	95-68
D31	(22) Alabama A&M	W	81-34
J4	(18) Texas A&M Corpus Ch.	W	94-54
J10	(18) at Maryland	L	68-77
J12	(25) NC State	L	81-88
J16	(25) Virginia Tech	W	63-58
J24	(19) Georgia Tech	W	68-66
J27	(8) at Duke	L	56-70
F30	at Boston College	W	61-57
F4	Maryland	L	67-71
F6	Miami	W	71-65
F10	at Clemson	L	67-77
F14	at Boston College	W	62-47
F17	at Virginia	W	69-50
F24	at North Carolina	W	77-67
F28	Clemson	W	50-53
M3	Wake Forest	W	51-47
M6	Miami	W	61-60
M12	vs. NC State	L	52-58
M19	(22) vs. Gonzaga	L	60-67

1 - Old Spice Classic at Lake Buena Vista, Fla. 2 - ACC/Big Ten Challenge at Columbus, Ohio. 3 - ACC Tournament at Greensboro, N.C. 4 - NCAA Tournament at Buffalo, N.Y.

### 2010-11

Record: 23-11 H: 12-3 A: 8-5 N: 3-3 | ACC: 11-5/3rd  
Postseason: NCAA Tournament Sweet 16

N12	North Florida	W	75-55
N14	at UNC Greensboro	W	97-73
N16	Gardner Webb	W	78-53
N18	at Florida International	W	89-66
N23	Mercer	W	79-55
N28	(18) Florida	L	71-55
N30	(2) Ohio State	L	44-58
D5	Hartford	W	60-38
D12	Clemson	W	75-69
D15	Stetson	W	97-63
D18	at Loyola Marymount	W	74-63
D22	at Hawaii	W	70-62
D23	vs. Butler	L	64-67
D25	(15) vs. Baylor	W	68-61
J3	at Auburn	L	60-65
J8	at Virginia Tech	L	59-71
J12	(1) Duke	W	66-61
J15	NC State	W	84-71
J19	at Miami	W	55-53
J22	(22) Boston College	W	67-51

J29	at Clemson	L	44-62
F1	Wake Forest	W	85-61
F6	at North Carolina	L	69-89
F10	at Georgia Tech	W	72-63
F12	Virginia	W	63-56
F19	at Wake Forest	W	84-66
F23	at Maryland	L	62-78
F26	Miami	W	65-59
M2	(13) North Carolina	L	70-72
M6	NC State	W	72-62
M11	Virginia Tech	L	51-52
M18	(20) vs. Texas A&M	W	57-50
M20	(5) vs. Notre Dame	W	71-57
M25	vs. VCU	L	(OT) 71-72

1 - ACC/Big Ten Challenge at Tallahassee, Fla. 2 - Diamond Head Classic at Honolulu, Haw. 3 - ACC Tournament at Greensboro, N.C. 4 - NCAA Tournament at Chicago, Ill. 5 - NCAA Tournament at San Antonio, Tex.

### 2011-12

Record: 25-10 H: 15-2 A: 5-5 N: 5-3 | ACC: 12-4/3rd  
ACC Champions  
Postseason: NCAA Second Round

N11	Jacksonville	W	79-67
N14	UCF	W	73-50
N26	(25) Stetson	W	79-66
N20	(25) South Alabama	W	80-39
N24	(22) vs. UMass	W	73-53
N25	(22) Harvard	L	41-46
N26	(22) vs. Connecticut	L	(OT) 76-78
N30	at Michigan State	L	49-65
D5	Charleston Southern	W	76-51
D11	UNC Greensboro	W	76-60
D18	Loyola Marymount	W	77-61
D122	(12) at Florida	L	64-82
D30	Princeton	L	(3OT) 73-75
J4	Auburn	W	85-56
J7	at Clemson	L	59-79
J10	at Virginia Tech	W	63-59
J14	(3) North Carolina	W	90-57
J17	Maryland	W	84-70
J21	(4) at Duke	W	76-73
J25	(23) at Wake Forest	W	75-52
F1	(21) Georgia Tech	W	68-54
F4	(21) Virginia	W	58-55
F8	(15) at Boston College	L	60-64
F11	(15) Miami	W	58-55
F16	(20) Virginia Tech	W	48-47
F18	(20) NC State	W	76-62
F23	(15) Duke	L	66-74
F26	(15) at Miami	L	62-78
M1	(22) at Virginia	W	63-60
M4	(22) Clemson	W	80-62
M9	(17) vs. Miami	W	82-71
M10	(17) vs. Duke	W	62-59
M11	(17) vs. North Carolina	W	85-82
M16	(10) vs. St. Bonaventure	W	66-63
M18	(10) vs. Cincinnati	L	56-62

1 - Battle of the Atlantic, Paradise Island, Bahamas. 2 - ACC/Big Ten Challenge at East Lansing, Mich. 3 - ACC Tournament at Atlanta, Ga. 4 - NCAA Tournament First and Second Rounds at Nashville, Tenn.

### 2012-13

Record: 18-16 H: 15-2 A: 5-5 N: 5-3 | ACC: 9-9/6th  
Postseason: NIT First Round

N9	(24) South Alabama	L	71-76
F1	Buffalo	L	95-68
N16	BYU	W	88-70
N17	Saint Joseph's	W	73-66
N21	North Florida	W	75-67
N27	Minnesota	L	68-67
D2	Mercer	L	56-61
D5	Florida	L	47-72
D9	Maine	W	91-59
D17	Louisiana Monroe	W	63-48
D22	vs. Charlotte	W	79-76
D29	Tulsa	W	82-63
J2	at Auburn	L	72-78
J5	at Clemson	W	71-66
J9	at Maryland	W	65-62
J12	North Carolina	L	72-77
J19	at Virginia	L	36-56
J24	Clemson	W	60-57
J27	(25) at Miami	L	47-71
F30	Maryland	W	73-71
F2	(5) Duke	L	60-79
F5	at Georgia Tech	W	56-54
F9	at Wake Forest	L	47-71
F13	(3) Miami	L	68-74
F16	at Boston College	W	69-66
F19	at NC State	L	66-84
F24	at Virginia Tech	L	70-80
F26	Wake Forest	W	76-62
M3	at North Carolina	L	58-79
M7	at Virginia	W	53-51
M9	NC State	W	71-67
M14	Clemson	W	73-69
M15	North Carolina	L	62-83
M19	Louisiana Tech	L	66-71

1 - Coaches vs. Cancer Classic, Tallahassee, Fla. 2 - Coaches vs. Cancer Classic, Brooklyn, N.Y. 3 - ACC/Big Ten Challenge at Tallahassee, Fla. 4 - at Time Warner Arena, Charlotte, N.C. 5 - Orange Bowl Classic at Sunrise, Fla. 6 - ACC Tournament at Greensboro, N.C. 7 - NIT First Round at Tallahassee, Fla.

### 2013-14

Record: 22-14 H: 15-2 A: 5-5 N: 5-3 | ACC: 9-9/7th  
Postseason: NIT Semifinals

N8	Jacksonville	W	91-67
N13	at UCF	W	80-68
N17	UT Martin	W	89-61
N21	(10) vs. VCU	W	86-67
N22	(20) vs. Michigan	W	(OT) 80-82
N24	vs. Northeastern	W	62-60
N29	(13) at Florida	L	66-67
D3	at Minnesota	L	61-71
D8	Jacksonville State	W	77-53
D17	Charlotte	W	106-62
D21	(20) vs. UMass	W	60-55
D30	Charleston Southern	W	67-59
J4	Virginia	L	50-62
J9	at Clemson	W	56-41
J12	Maryland	W	85-61
J15	at Miami	W	63-53
J18	at Virginia	L	66-78
J21	Notre Dame	W	76-74
J25	(18) at Duke	L	56-78
J29	at NC State	L	70-74
F1	Clemson	L	49-53
F5	Virginia Tech	W	70-50
F8	at Maryland	L	71-83
F10	Miami	L	73-77
F15	at Wake Forest	W	67-60
F17	North Carolina	L	75-81
F23	at Pitt	W	71-66
M2	Georgia Tech	W	81-71
M4	at Boston College	W	74-70
M9	(7) Syracuse	L	58-74
M13	vs. Maryland	W	67-65
M14	(6) vs. Virginia	L	51-64
M18	Florida Gulf Coast	W	58-53
M24	Georgetown	W	101-90
M26	Louisiana Tech	W	78-75
A1	vs. Minnesota	L	64-67

1 - Puerto Rico Tip-Off Classic, San Juan, Puerto Rico. ACC/Big Ten Challenge, Minneapolis, Minn. 3 - Orange Bowl Classic, Sunrise, Fla. 4 - ACC Tournament, Greensboro, N.C. 5 - NIT First Round, Tallahassee, Fla. 6 - NIT Semifinals, New York, N.Y.

### 2014-15

Record: 17-16 H: 12-6 A: 3-7 N: 2-3 | ACC: 8-10/9th

N15	Manhattan	W	81-66
N18	Northeastern	L	73-76
N22	vs. Providence	L	54-80
N23	vs. UMass	L	69-75
N25	The Citadel	W	68-55
N28	Charleston Southern	W	58-47
D1	Nebraska	L	65-70
D6	UCF	W	96-73
D13	(25) at Notre Dame	L	63-83
D17	North Florida	W	93-77
D20	USF	W	75-62
D22	Stetson	W	63-59
D30	Florida	W	65-63
J2	Mississippi State	L	56-62
J6	Virginia Tech	W	86-75
J11	at Syracuse	L	57-70
J14	at Pittsburgh	L	64-73
J17	NC State	L	63-72
J19	at Clemson	W	59-55
J24	(15) at North Carolina	L	74-78
J28	Wake Forest	W	(2OT) 82-76
F1	(23) Miami	W	55-54
F4	Clemson	L	56-62
F7	at Virginia Tech	W	73-65
F9	(4) Duke	L	70-73
F14	at Georgia Tech	W	57-53
F18	at Boston College	W	69-60
F22	(2) at Virginia	L	41-51
F25	at Miami	L	57-81
F28	(17) Louisville	W	59-81
M7	Pittsburgh	W	61-52
M11	Clemson	W	76-73
M12	(3) Virginia	L	44-58

1 - Naim Smith Basketball Hall of Fame Tip-Off Classic, Tallahassee, Fla. 2 - Naim Smith Basketball Hall of Fame Tip-Off Classic, Uncasville, Ct. 3 - ACC/Big Ten Challenge, Tallahassee, Fla. 4 - Orange Bowl Classic, Sunrise, Fla. 5 - ACC Tournament, Greensboro, N.C.

### 2015-16

Record: 20-14 H: 11-4 A: 4-8 N: 5-2 | ACC: 8-10/11th

N15	Nicholls State	W	109-62
N17	Jacksonville	W	98-79
N20	Hofstra	L	77-82
N21	DePaul	W	83-67
N23	Ohio	W	90-81
D2	at Iowa	L	(OT) 75-78
D6	vs. VCU	W	76-71
D13	Southeastern Louisiana	W	75-58
D16	Mississippi State	W	90-66
D19	vs. Florida Atlantic	W	64-59
D21	Charleston Southern	W	75-64
D29	at Florida	W	73-71
J2	at Clemson	L	75-84
J4	(6) North Carolina	L	90-106
J9	(12) at Miami	L	59-72
J13	at NC State	W	85-78
J17	(13) Virginia	W	69-62
J20	(17) at Louisville	L	65-84
J23	(20) Pittsburgh	L	72-74
J26	at Boston College	W	72-62
J30	Clemson	W	76-65
F1	NC State	W	77-73

F6	at Wake Forest	W	91-71
F11	at Syracuse	L	72-85
F14	(12) Miami	L	65-67
F17	Georgia Tech	L	80-86
F20	at Virginia Tech	L	73-83
F25	(15) at Duke	L	65-80
F27	(23) Notre Dame	W	77-56
M5	Syracuse	W	78-73
M8	vs. Boston College	W	88-66
M9	vs. Virginia Tech	L	85-96
M15	Davidson	W	84-74
M17	at Valparaiso	L	69-81

1 - Paradise Jam, St. Thomas, U.S. Virgin Islands. 2 - ACC/Big Ten Challenge, Iowa City, Ia. 3 - at Philips Arena, Atlanta, Ga. 4 - Orange Bowl Classic, Sunrise, Fla. 5 - ACC Tournament, Washington, D.C. 6 - NIT at Tallahassee, Fla. 7 - NIT at Valparaiso, Ind.

### 2016-17

Record: 26-9 H: 18-0 A: 4-6 N: 4-3 | ACC: 12-6/2nd  
Postseason: NCAA Second Round

N12	Charleston Southern	W	88-67
N15	Iona	W	99-78
N18	Winthrop	W	100-86
N20	Detroit Mercy	W	100-71
N24	(25) vs. Temple	L	86-89
N25	(25) Illinois	L	72-61
N28	Minnesota	L	75-67
D4	at George Washington	W	67-48
D6	Southern Mississippi	W	98-49
D8	Nicholls State	W	118-63
D11	(21) Florida	W	83-78
D17	(23) vs. Manhattan	W	83-67
D19	(21) Samford	W	76-68
D28	(20) Wake Forest	W	88-72
D31	(20) (11) at Virginia	W	60-58
J7	(12) (21) at Virginia Tech	W	93-78
J10	(9) (7) Duke	W	88-72</



## ALL-TIME RESULTS

### 2018-19

Record: 29-8 ... H: 15-1 A: 6-4 N: 8-3 | ACC: 13-5/7th  
 Postseason: NCAA Tournament West Regional Semifinals

N6... (17)..... Florida..... W..... 81-60
N11 (17)..... Tulane..... W..... 80-69
N19 (14)..... Canisius..... W..... 93-61
N22 (14)..... UAB1..... W..... 81-63
N23 (14) (19)..... LSU1..... W..... 79-76 (OT)
N25 (14)..... Villanova1..... L..... 60-66
N28 (15) (19)..... Purdue2..... W..... 73-72
D3... (11)..... Troy..... W..... 83-67
D8... (11)..... UConn3..... W..... 79-71
D17 (11)..... Southeast Missouri..... W..... 85-68
D19 (11)..... North Florida..... W..... 95-81
D22 (11)..... Saint Louis4..... W..... 81-59
J1... (9)..... Winthrop..... W..... 87-76
J5... (9) (4)..... * at Virginia..... L..... 52-65
J9... (13)..... * Miami..... W..... 68-62
J12 (13) (1)..... * Duke..... L..... 78-80
J14 (11)..... * at Pitt..... L..... 62-75
J20 (11)..... * at Boston College..... L..... 82-87
J22..... * Clemson..... W..... 77-68
J27..... * at Miami..... W..... 78-66
F2... (25)..... * Georgia Tech..... W..... 59-49
F5... (22)..... * at Syracuse..... W..... 80-72
F9... (22) (16)..... * Louisville..... W..... 80-65
F13 (17)..... * Wake Forest..... W..... 88-66
F16 (17)..... * at Georgia Tech..... W..... 69-47
F19 (16)..... * at Clemson..... W..... 77-64
F23 (16) (8)..... * at North Carolina..... L..... 59-77
F25 (18)..... * Notre Dame..... W..... 68-61
M2... (18)..... * NC State..... W..... 78-73
M5... (14) (15)..... * Virginia Tech..... W..... 73-64 (OT)
M9... (14)..... * at Wake Forest..... W..... 65-57
M14 (12) (16)..... Virginia Tech5..... W..... 65-63 (OT)
M15 (12) (2)..... Virginia5..... W..... 69-59
M16 (12) (5)..... Duke5..... L..... 63-73
M21 (10)..... Vermont6..... W..... 76-69
M23 (10)..... Murray State6..... W..... 90-62
M28 (10) (4)..... Gonzaga7..... L..... 58-72

1 - AdvCare Invitational, Lake Buena Vista, Fla. 2 - ACC/Big Ten Challenge, Tallahassee, Fla. 3 - Never Forget Tribute Classic at Newark, N.J. 4 - Orange Bowl Classic at Sunrise, Fla. 5 - ACC Tournament at Charlotte, N.C. 6 - NCAA Tournament at Hartford, Conn. 7 - NCAA Tournament at Anaheim, Calif.





## 100-POINT GAMES

### FSU 100-POINT GAMES

Total 100-Point Games: 140

Most 100-Point Games In A Season: 10 (1989)

Most Consecutive 100-Point Games:

5 (Dec. 3-Dec. 12, 1970)

Last 100-Point Game: Florida State 104,  
Miami 94 (Jan. 27, 2018)

#### 1954-55 (2)

Feb. 16, 1955 110-82 at Rollins  
Feb. 21, 1955 102-86 Mississippi State

#### 1955-56 (2)

Dec. 5, 1955 101-67 Rollins  
Dec. 16, 1955 104-83 Morningside

#### 1956-57 (2)

Jan. 3, 1957 108-96 vs. Furman  
Jan. 19, 1957 104-86 Stetson

#### 1958-59 (1)

Dec. 9, 1958 100-70 Spring Hill

#### 1959-60 (2)

Feb. 11, 1960 101-58 Rollins  
Feb. 13, 1960 105-98 at Furman

#### 1960-61 (1)

Feb. 24, 1961 116-95 at Tampa

#### 1961-62 (3)

Jan. 11, 1962 110-53 Rollins  
Feb. 26, 1962 123-92 at Tampa

#### 1962-63 (1)

March 2, 1962 101-69 Georgia

#### 1963-64 (1)

Feb. 22, 1964 101-77 Jacksonville

#### 1965-66 (1)

Dec. 6, 1965 121-57 Tampa

#### 1966-67 (2)

Jan. 30, 1967 109-72 Tampa  
Feb. 11, 1967 100-90 Tulane

#### 1967-68 (9)

Dec. 9, 1967 104-89 Samford  
Dec. 16, 1967 130-100 vs. Louisiana St.  
Dec. 20, 1967 114-91 Richmond  
Jan. 6, 1968 111-81 Stetson  
Jan. 12, 1968 122-93 Miami (Fla.)  
Jan. 26, 1968 109-71 Hofstra  
Feb. 3, 1968 110-100 East Carolina  
Feb. 10, 1968 104-82 Florida Southern  
Feb. 16, 1968 106-65 at Jacksonville

#### 1968-69 (3)

Dec. 2, 1968 120-75 Valdosta State  
Dec. 6, 1968 111-84 vs. Miami (Fla.)  
Dec. 30, 1968 104-52 New Hampshire

#### 1969-70 (7)

Dec. 4, 1969 100-84 Oregon  
Dec. 8, 1969 107-86 at Rollins  
Jan. 2, 1970 121-83 at Pepperdine  
Jan. 9, 1970 104-63 Miami (Fla.)  
Jan. 22, 1970 122-80 Clemson  
Feb. 14, 1970 112-77 Tulane  
Feb. 28, 1970 112-96 at Miami (Fla.)

#### 1970-71 (9)

Dec. 3, 1970 106-70 Biscayne College  
Dec. 5, 1970 125-65 South Dakota  
Dec. 7, 1970 117-84 vs. Southern Miss.  
Dec. 8, 1970 108-114 at Jacksonville  
Dec. 12, 1970 111-63 Valdosta State  
Jan. 2, 1971 101-82 Pepperdine  
Jan. 8, 1971 114-106 Miami (Fla.)  
Jan. 16, 1971 122-79 Samford  
Feb. 11, 1971 113-81 Georgia Southern

#### 1971-72 (6)

Dec. 1, 1971 112-69 Oglethorpe  
Dec. 11, 1971 134-65 Valdosta State  
Jan. 8, 1972 106-63 East Tennessee St  
Jan. 19, 1972 105-72 South Alabama  
Jan. 31, 1972 109-83 Pan American  
Feb. 19, 1972 108-50 Georgia Tech

#### 1972-73 (2)

Dec. 1, 1972 109-97 Georgia Southern  
March 3, 1973 112-94 Mercer

#### 1973-74 (4)

Dec. 3, 1973 109-71 Biscayne College  
Dec. 21, 1973 107-87 Western Kentucky  
Feb. 9, 1974 118-84 South Florida  
Feb. 23, 1974 105-63 South Alabama

#### 1974-75 (6)

Jan. 4, 1975 107-75 Eastern Kentucky  
Jan. 7, 1975 104-82 Wisc.-Milwaukee  
Jan. 18, 1975 107-71 Hofstra  
Feb. 1, 1975 111-70 Chattanooga  
Feb. 9, 1975 101-71 vs. Ga. Southern  
Feb. 22, 1975 104-71 Georgia Southern

#### 1975-76 (6)

Dec. 13, 1975 109-52 Palm Beach Atl.  
Jan. 14, 1976 107-54 Baptist College  
Jan. 17, 1976 100-79 Memphis State  
Jan. 24, 1976 110-70 SW Louisiana  
Feb. 12, 1976 109-81 Illinois State  
Feb. 24, 1976 106-61 Valdosta State

#### 1976-77 (4)

Nov. 30, 1976 109-90 Missouri Western  
Jan. 22, 1977 115-86 South Alabama  
Feb. 5, 1977 139-72 Baptist College  
Feb. 26, 1977 103-72 South Florida

#### 1977-78 (3)

Dec. 1, 1977 110-82 Troy State  
Dec. 16, 1977 100-77 vs. Texas A&M  
Jan. 14, 1978 103-85 Tulane

#### 1978-79 (3)

Nov. 27, 1978 116-71 Eckerd  
Dec. 18, 1978 106-75 Florida Southern  
March 1, 1979 101-92 vs. Tulane

#### 1979-80 (3)

Nov. 30, 1979 101-63 Florida A&M  
Dec. 20, 1979 112-91 Minnesota  
Jan. 2, 1980 108-97 Tulane

#### 1981-82 (1)

Jan. 25, 1982 101-74 St. Leo

#### 1985-86 (2)

Dec. 14, 1985 122-83 Fla. Inst. of Tech.  
Jan. 9, 1986 113-75 California (Pa.)

#### 1986-87 (5)

Dec. 16, 1986 101-76 at Western  
Feb. 23, 1987 107-78 Virginia Tech  
Feb. 26, 1987 108-84 Miami (Fla.)  
Feb. 28, 1987 117-102 Southern Miss  
Mar. 12, 1987 107-92 vs. Rhode Island

#### 1987-88 (4)

Dec. 2, 1987 121-75 Fla. International  
Dec. 29, 1987 101-67 Central Florida  
Feb. 6, 1988 101-68 Cincinnati  
Feb. 24, 1988 108-90 Alabama State

#### 1988-89 (10)

Nov. 25, 1988 133-79 Central Florida  
Nov. 27, 1988 100-75 Fla. International  
Dec. 3, 1988 104-86 Florida  
Dec. 20, 1988 113-81 South Florida  
Jan. 4, 1989 113-67 Rider  
Jan. 7, 1989 104-79 Southern Miss  
Jan. 15, 1989 101-90 Tennessee  
Jan. 18, 1989 112-105 at Arkansas (OT)  
Jan. 28, 1989 100-97 at Virginia Tech  
Feb. 23, 1989 100-101 at La Salle

#### 1989-90 (3)

Dec. 19, 1989 100-62 Samford  
Jan. 6, 1990 113-82 Southern Miss.  
Jan. 8, 1990 104-99 Jacksonville (2 OT)

#### 1990-91 (1)

Feb. 13, 1991 113-88 Alabama State

#### 1991-92 (4)

Nov. 26, 1991 100-91 Jacksonville  
Jan. 2, 1992 107-54 UNC Asheville  
Feb. 8, 1992 102-90 Clemson  
Feb. 27, 1992 110-96 North Carolina

#### 1992-93 (5)

Nov. 20, 1992 109-86 Iowa State  
Dec. 28, 1992 109-80 MD-Baltimore Co.  
Jan. 13, 1993 105-85 Maryland  
Feb. 10, 1993 111-94 Wake Forest  
Feb. 20, 1993 102-92 Clemson

#### 1993-94 (4)

Dec. 1, 1993 110-59 Florida Atlantic  
Dec. 22, 1993 108-81 Mount Saint Mary's  
Jan. 2, 1994 105-87 Lafayette  
Feb. 6, 1994 100-64 Virginia

#### 1994-95 (3)

Dec. 3, 1994 101-63 Florida Atlantic  
Dec. 22, 1994 100-75 S.E. Missouri St.  
Jan. 15, 1995 107-79 NC State

#### 1995-96 (1)

Feb. 10, 1996 100-78 Maryland

#### 1996-97 (2)

Dec. 14, 1996 108-84 Jacksonville  
Dec. 17, 1996 100-62 Tennessee State

#### 1998-99 (1)

Feb. 11, 1999 108-111 Ga. Tech (2 OT)

#### 2004-05 (1)

Dec. 21, 2004 101-57 Jacksonville

#### 2005-06 (1)

Dec. 22, 2005 108-75 Campbell

#### 2013-14 (1)

Dec. 17, 2013 106-62 Charlotte

#### 2015-16 (1)

Nov. 15, 2015 109-62 Nicholls State

#### 2016-17 (5)

Nov. 18, 2016 100-86 Winthrop  
Nov. 20, 2016 100-71 Detroit Mercy  
Dec. 8, 2016 118-63 Nicholls State  
Feb. 5, 2017 109-61 Clemson  
Feb. 20, 2017 104-72 Boston College

#### 2017-18 (3)

Nov. 24, 2017 113-78 Citadel  
Jan. 13, 2018 101-90 Syracuse (2 OT)  
Jan. 27, 2018 103-94 Miami (OT)

### OPPONENTS' 100-POINT GAMES

Total 100-Point Games: 44

Most 100-Point Games In A Season:

3 (1970, 85, 86)

Most Consecutive 100-Point Games:

2 (Feb. 13-Feb. 16, 1974)

Last 100-Point Game: Duke, 100, Florida State  
93 (Dec. 30 2017)

#### 1954-55 (2)

Feb. 19, 1955 95-101 at Loyola  
(New Orleans)  
March 9, 1955 88-110 vs. Beloit

#### 1957-58 (2)

Jan. 30, 1958 51-103 at West Virginia  
Feb. 1, 1958 68-107 at Marshall

#### 1958-59 (1)

Jan. 31, 1959 75-103 at Oklahoma City

#### 1959-60 (2)

Feb. 15, 1960 60-100 at The Citadel  
Feb. 27, 1960 89-107 at Miami (Fla.)

#### 1963-64 (1)

Dec. 11, 1963 81-102 at Rice

#### 1965-66 (2)

Dec. 16, 1965 80-115 at North Carolina

Feb. 28, 1966 90-112 at Miami (Fla.)

#### 1966-67 (2)

Feb. 25, 1967 84-102 at Georgia Tech  
March 1, 1967 90-110 at Miami (Fla.)

#### 1967-68 (2)

Dec. 16, 1967 130-100 vs. LSU  
Feb. 3, 1968 110-100 vs. East Carolina

#### 1968-69 (1)

Feb. 8, 1969 82-100 at North Carolina

#### 1970-71 (3)

Dec. 8, 1970 108-114 at Jacksonville  
Jan. 8, 1971 114-106 vs. Miami

#### 1973-74 (2)

Feb. 27, 1971 94-100 at Miami (Fla.)  
Feb. 13, 1974 89-113 at Jacksonville

#### 1976-77 (1)

Feb. 16, 1974 85-104 vs. North Carolina

#### 1977-78 (1)

Nov. 27, 1976 92-108 vs. Clemson

#### 1983-84 (1)

Dec. 20, 1983 89-102 at Pittsburgh

#### 1985-86 (3)

Dec. 16, 1985 89-100 at Alabama  
Dec. 31, 1985 64-109 at North Carolina  
Feb. 8, 1986 96-102 at Southern Miss  
Dec. 13, 1986 93-109 at Oklahoma,

#### 1986-87 (3)

Feb. 28, 1987 117-102 vs. Southern Miss  
Mar. 16, 1987 92-109 vs. Vanderbilt

#### 1987-88 (1)

Mar. 18, 1988 98-102 vs. Iowa

#### 1988-89 (2)

Jan. 18, 1989 112-105 at Arkansas (OT)  
Feb. 23, 1989 100-102 at La Salle

#### 1989-90 (1)

Jan. 18, 1990 97-101 at Miami (Fla.) (2 OT)

#### 1990-91 (2)

Dec. 22, 1990 69-101 at UNLV  
Jan. 21, 1991 92-109 Arkansas

#### 1992-93 (1)

Mar. 27, 1993 81-106 vs. Kentucky

#### 1993-94 (1)

Jan. 22, 1994 79-106 at Duke

#### 1994-95 (1)

Jan. 25, 1995 70-100 at North Carolina

#### 1997-98 (1)

Jan. 24, 1998 55-103 North Carolina

#### 1998-99 (2)

Jan. 27, 1999 87-107 at Maryland  
Feb. 11, 1999 108-111 vs. Ga. Tech (2 OT)

#### 1999-00 (1)

Feb. 16, 2000 68-101 at Duke

#### 2000-01 (1)

Feb. 4, 2001 58-100 at Duke

#### 2007-08 (1)

Dec. 22, 2007 95-101 at Providence

#### 2015-16 (1)

Jan. 4, 2016 90-106 North Carolina

#### 2017-18 (1)

Dec. 30, 2017 93-100 at Duke

## FSU IN THE NATIONAL POLLS

### FLORIDA STATE IN THE ASSOCIATED PRESS POLL

<b>1969-70</b>	Feb. 28 ..... 11th	March 1 ..... 11th	<b>2012-13</b>	Preseason ..... 24th
Jan. 27 ..... 18th	March 6 ..... 13th	March 8 ..... 10th	<b>2016-17</b>	Nov. 21 ..... 25th
Feb. 3 ..... 12th	March 13 ..... 15th	March 15 ..... 11th	Preseason ..... 23rd	Dec. 12 ..... 23rd
Feb. 10 ..... 9th	<b>1988-89</b>	<b>1993-94</b>	Dec. 19 ..... 21st	Dec. 26 ..... 20th
Feb. 17 ..... 8th	Preseason ..... 16th	Preseason ..... 25th	Jan. 2 ..... 12th	Jan. 9 ..... 9th
Feb. 24 ..... 10th	Nov. 22 ..... 17th	<b>1997-98</b>	Jan. 16 ..... 10th	Jan. 23 ..... 6th
March 3 ..... 11th	Nov. 29 ..... 14th	Dec. 1 ..... 19th	Jan. 30 ..... 15th	Feb. 6 ..... 14th
March 10 ..... 11th	Dec. 6 ..... 13th	Dec. 8 ..... 16th	Feb. 13 ..... 17th	Feb. 20 ..... 19th
<b>1970-71</b>	Dec. 13 ..... 12th	Dec. 15 ..... 17th	Feb. 27 ..... 15th	March 6 ..... 16th
Dec. 15 ..... 17th	Dec. 20 ..... 11th	Dec. 22 ..... 17th	March 13 ..... 16th	<b>2017-18</b>
<b>1971-72</b>	Dec. 27 ..... 10th	Dec. 29 ..... 15th	Dec. 11 ..... 19th	Dec. 18 ..... 24th
Dec. 7 ..... 18th	Jan. 3 ..... 15th	Jan. 5 ..... 13th	Dec. 25 ..... 24th	Jan. 1 ..... 24th
Dec. 14 ..... 9th	Jan. 10 ..... 14th	Jan. 11 ..... 17th	Jan. 8 ..... 23rd	<b>2018-19</b>
Dec. 21 ..... 14th	Jan. 17 ..... 14th	Jan. 18 ..... 20th	Preseason ..... 17th	Nov. 12 ..... 14th
Jan. 4 ..... 20th	Jan. 24 ..... 11th	<b>2003-04</b>	Nov. 19 ..... 14th	Nov. 26 ..... 15th
Jan. 11 ..... 12th	Jan. 31 ..... 8th	Dec. 29 ..... 25th	Dec. 3 ..... 11th	Dec. 10 ..... 10th
Jan. 18 ..... 11th	Feb. 7 ..... 12th	<b>2008-09</b>	Dec. 17 ..... 11th	Dec. 24 ..... 9th
Jan. 25 ..... 10th	Feb. 14 ..... 7th	Feb. 9 ..... 25th	Dec. 31 ..... 9th	Jan. 7 ..... 13th
Feb. 1 ..... 12th	Feb. 21 ..... 12th	Feb. 23 ..... 23rd	Jan. 14 ..... 11th	Jan. 28 ..... 25th
Feb. 8 ..... 14th	Feb. 28 ..... 16th	March 2 ..... 24th	Feb. 4 ..... 22nd	Feb. 11 ..... 17th
Feb. 15 ..... 14th	March 7 ..... 14th	March 9 ..... 22nd	Feb. 18 ..... 16th	Feb. 25 ..... 18th
Feb. 22 ..... 11th	March 14 ..... 16th	March 16 ..... 16th	March 4 ..... 14th	March 11 ..... 12th
Feb. 29 ..... 10th	<b>1991-92</b>	<b>2009-10</b>	March 8 ..... 14th	April 8 (Final) ..... 10th
March 7 ..... 14th	Jan. 27 ..... 23rd	Nov. 30 ..... 21st	<b>2010-11</b>	
March 14 ..... 10th	Feb. 3 ..... 23rd	Dec. 28 ..... 22nd	Jan. 24 ..... 22nd	
<b>1972-73</b>	Feb. 10 ..... 23rd	Jan. 4 ..... 18th	<b>2011-12</b>	
Preseason ..... 2nd	Feb. 17 ..... 16th	Jan. 11 ..... 25th	Nov. 14 ..... 25th	
Dec. 5 ..... 2nd	Feb. 24 ..... 22nd	<b>2012-13</b>	Nov. 21 ..... 22nd	
Dec. 12 ..... 2nd	March 2 ..... 19th	Preseason ..... 9th	Jan. 23 ..... 23rd	
Dec. 19 ..... 7th	March 9 ..... 18th	Nov. 23 ..... 7th	Jan. 30 ..... 21st	
Dec. 26 ..... 12th	March 16 ..... 20th	Nov. 30 ..... 11th	Feb. 6 ..... 15th	
Jan. 2 ..... 19th	<b>1992-93</b>	Dec. 7 ..... 10th	Feb. 13 ..... 20th	
Jan. 9 ..... 18th	Preseason ..... 9th	Dec. 14 ..... 10th	Feb. 20 ..... 15th	
Jan. 16 ..... 19th	Nov. 23 ..... 7th	Dec. 21 ..... 18th	Feb. 27 ..... 22nd	
<b>1975-76</b>	Nov. 30 ..... 11th	Dec. 28 ..... 18th	March 5 ..... 17th	
March 2 ..... 18th	Dec. 7 ..... 10th	Jan. 4 ..... 18th	March 12 ..... 10th	
<b>1977-78</b>	Dec. 14 ..... 10th	March 9 ..... 18th		
Dec. 27 ..... 18th	Dec. 21 ..... 18th	March 16 ..... 20th		
Jan. 24 ..... 17th	Dec. 28 ..... 18th	<b>1993-94</b>		
Jan. 31 ..... 15th	Jan. 4 ..... 23rd	Nov. 22 ..... 24th		
Feb. 7 ..... 16th	Jan. 25 ..... 19th	Nov. 29 ..... 24th		
Feb. 14 ..... 14th	Feb. 1 ..... 12th	<b>1997-98</b>		
Feb. 15 ..... 14th	Feb. 8 ..... 10th	Nov. 24 ..... 25th		
Feb. 21 ..... 12th	Feb. 15 ..... 9th	Dec. 1 ..... 18th		
	Feb. 22 ..... 6th	Dec. 8 ..... 15th		
		Dec. 15 ..... 17th		
		Dec. 22 ..... 18th		
		Dec. 29 ..... 15th		
		Jan. 5 ..... 13th		
		Jan. 12 ..... 16th		

### FLORIDA STATE IN THE ESPN/USA TODAY COACHES' POLL

<b>1991-92</b>	Jan. 19 ..... 20th	Jan. 2 ..... 13th	<b>2017-18</b>	Dec. 11 ..... 19th
(First Year of Coaches' Poll)	Jan. 26 ..... 23rd	Jan. 9 ..... 10th	Dec. 18 ..... 25th	Dec. 25 ..... 25th
Feb. 3 ..... 23rd	<b>2003-04</b>	Jan. 16 ..... 12th	April 2 (Final) ..... 18th	<b>2018-19</b>
Feb. 10 ..... 21st	Dec. 29 ..... 25th	Jan. 23 ..... 8th	Preseason ..... 15th	Nov. 19 ..... 13th
Feb. 17 ..... 16th	<b>2008-09</b>	Jan. 30 ..... 16th	Nov. 19 ..... 14th	Nov. 26 ..... 11th
Feb. 24 ..... 21st	Feb. 9 ..... 25th	Feb. 6 ..... 15th	Dec. 3 ..... 11th	Dec. 10 ..... 10th
March 9 ..... 13th	Feb. 23 ..... 25th	Feb. 13 ..... 18th	Dec. 10 ..... 10th	Dec. 17 ..... 12th
March 16 ..... 17th	March 9 ..... 22nd	Feb. 20 ..... 20th	Dec. 17 ..... 12th	Dec. 24 ..... 9th
April 8 (Final) ..... 14th	March 6 ..... 16th	Feb. 27 ..... 17th	Dec. 31 ..... 9th	Jan. 7 ..... 13th
<b>1992-93</b>	March 23 (Final) ..... 22nd	March 6 ..... 17th	Jan. 14 ..... 11th	Jan. 21 ..... 23rd
Nov. 30 ..... 10th	<b>2009-10</b>	March 13 ..... 18th	Feb. 4 ..... 24th	Feb. 11 ..... 19th
Dec. 7 ..... 8th	Dec. 28 ..... 25th	April 3 (Final) ..... 24th	Feb. 18 ..... 17th	Feb. 25 ..... 18th
Dec. 14 ..... 9th	Jan. 4 ..... 19th	<b>2010-11</b>	March 4 ..... 13th	March 11 ..... 13th
Dec. 21 ..... 18th	Jan. 11 ..... 25th	April 5 ..... 19th	March 25 ..... 13th	March 25 ..... 13th
Dec. 28 ..... 16th	<b>2011-12</b>	<b>2011-12</b>	April 8 (Final) ..... 13th	
Jan. 4 ..... 23rd	Nov. 14 ..... 24th	Nov. 19 ..... 15th		
Jan. 11 ..... 21st	Nov. 21 ..... 20th	Nov. 26 ..... 14th		
Jan. 18 ..... 22nd	Jan. 30 ..... 24th	Dec. 3 ..... 11th		
Jan. 25 ..... 20th	Feb. 6 ..... 17th	Dec. 10 ..... 10th		
Feb. 1 ..... 15th	Feb. 13 ..... 21st	Dec. 17 ..... 12th		
Feb. 8 ..... 12th	Feb. 20 ..... 16th	Dec. 24 ..... 9th		
Feb. 15 ..... 9th	Feb. 27 ..... 22nd	Dec. 31 ..... 9th		
Feb. 22 ..... 7th	March 5 ..... 17th	Jan. 7 ..... 13th		
March 1 ..... 11th	March 11 ..... 12th	Jan. 14 ..... 11th		
March 8 ..... 11th	April 4 (Final) ..... 15th	Jan. 21 ..... 23rd		
March 15 ..... 11th	<b>2012-13</b>	Feb. 4 ..... 24th		
April 7 (Final) ..... 7th	Preseason ..... 25th	Feb. 11 ..... 19th		
<b>1993-94</b>	<b>2012-13</b>	Feb. 18 ..... 17th		
Nov. 22 ..... 24th	Preseason ..... 25th	Feb. 25 ..... 18th		
Nov. 29 ..... 24th	<b>2016-17</b>	March 4 ..... 13th		
<b>1997-98</b>	Dec. 12 ..... 23rd	March 11 ..... 13th		
Nov. 24 ..... 25th	Dec. 19 ..... 22nd	March 25 ..... 13th		
Dec. 1 ..... 18th	Dec. 26 ..... 20th	April 8 (Final) ..... 13th		
Dec. 8 ..... 15th				
Dec. 15 ..... 17th				
Dec. 22 ..... 18th				
Dec. 29 ..... 15th				
Jan. 5 ..... 13th				
Jan. 12 ..... 16th				

Brian Angola played on Florida State's 2016-17 team which was ranked as high as No. 8 nationally and won a school-record tying seven games against ranked teams.





## ALL-TIME VS OPPONENTS IN THE AP POLL

### 1957-58

Date	Ranking	Opponent	Site	W/L	Score
Jan. 13, 1958	No. 18	Memphis State	Memphis, TN	L	56-59
Jan. 30, 1958	No. 1	West Virginia	Morgantown, WV	L	51-103

### 1958-59

Date	Ranking	Opponent	Site	W/L	Score
Dec. 1, 1958	No. 2	Kentucky	Lexington, KY	L	68-91
Dec. 17, 1958	No. 13	Auburn	Auburn, AL	L	74-95
Dec. 29, 1958	No. 8	Auburn	Tallahassee, FL	L	62-69
Jan. 13, 1959	No. 18	Memphis State	Tallahassee, FL	L	72-75
Jan. 31, 1959	No. 14	Oklahoma City	Oklahoma City, OK	L	75-103
Feb. 16, 1959	No. 18	Oklahoma City	Tallahassee, FL	L	84-98

### 1959-60

Date	Ranking	Opponent	Site	W/L	Score
Jan. 16, 1960	No. 15	Miami	Tallahassee, FL	L	91-93
Feb. 27, 1960	No. 9	Miami	Miami, FL	L	89-107

### 1960-61

Date	Ranking	Opponent	Site	W/L	Score
Dec. 3, 1960	No. 20	Kentucky	Lexington, KY	W	63-58
Dec. 10, 1960	No. 11	Auburn	Auburn, AL	L	57-74

### 1961-62

Date	Ranking	Opponent	Site	W/L	Score
Dec. 2, 1961	No. 1	Ohio State	Columbus, OH	L	57-72

### 1966-67

Date	Ranking	Opponent	Site	W/L	Score
Dec. 20, 1966	No. 3	North Carolina	Chapel Hill, NC	L	54-81

### 1967-68

Date	Ranking	Opponent	Site	W/L	Score
Feb. 1, 1968	No. 3	North Carolina	Chapel Hill, NC	L	80-86

### 1968-69

Date	Ranking	Opponent	Site	W/L	Score
Dec. 16, 1968	No. 19	Louisville	Louisville, KY	L	78-79
Dec. 27, 1968	No. 16	Ohio State	Tallahassee, FL	L	86-93
Jan. 28, 1969	No. 19	South Carolina	Tallahassee, FL	W	87-76
Feb. 8, 1969	No. 2	North Carolina	Chapel Hill, NC	L	82-100
Feb. 15, 1969	No. 17	Dayton	Tallahassee, FL	W	79-71

### 1969-70

Date	Ranking	Opponent	Site	W/L	Score
Dec. 13, 1969	No. 5	North Carolina	Chapel Hill, NC	L	75-86
Dec. 22, 1969	No. 14	Louisville	Tallahassee, FL	W	79-69
Jan. 3, 1970	No. 19	Southern Cal	Los Angeles, CA	L	68-71
Jan. 27, 1970	No. 6	Jacksonville	Jacksonville, FL	W	89-83
Feb. 18, 1970	No. 6	Jacksonville	Tallahassee, FL	L	81-85

### 1970-71

Date	Ranking	Opponent	Site	W/L	Score
Dec. 8, 1970	No. 3	Jacksonville	Jacksonville, FL	L	108-114
Dec. 18, 1970	No. 8	Southern Cal	El Paso, TX	L	85-94
Jan. 27, 1971	No. 6	Jacksonville	Tallahassee, FL	L	65-83
Feb. 15, 1971	No. 6	Jacksonville	Jacksonville, FL	L	79-90
Feb. 22, 1971	No. 8	North Carolina	Chapel Hill, NC	L	61-70

### 1971-72

Date	Ranking	Opponent	Site	W/L	Score
Dec. 7, 1971	No. 6	Jacksonville	Tallahassee, FL	W	90-83
Mar. 16, 1972	No. 11	Minnesota	Dayton, OH	W	70-56
Mar. 18, 1972	No. 18	Kentucky	Dayton, OH	W	73-54
Mar. 24, 1972	No. 2	North Carolina	Los Angeles, CA	W	79-75
Mar. 26, 1972	No. 1	UCLA	Los Angeles, CA	L	76-81

### 1972-73

Date	Ranking	Opponent	Site	W/L	Score
Dec. 28, 1972	No. 13	Brigham Young	Oklahoma City, OK	L	77-80
Jan. 20, 1973	No. 15	Jacksonville	Tallahassee, FL	L	66-70
Feb. 14, 1973	No. 13	Jacksonville	Jacksonville, FL	W	83-74
Feb. 17, 1973	No. 6	North Carolina	New York, NY	L	79-91

### 1973-74

Date	Ranking	Opponent	Site	W/L	Score
Dec. 15, 1973	No. 9	Louisville	Louisville, KY	L	78-90
Dec. 18, 1973	No. 19	Memphis State	Tallahassee, FL	W	88-80
Feb. 1, 1974	No. 17	New Mexico	Tallahassee, FL	W	90-71
Feb. 16, 1974	No. 4	North Carolina	Greensboro, NC	L	85-104

### 1974-75

Date	Ranking	Opponent	Site	W/L	Score
Dec. 9, 1974	No. 16	Memphis State	Memphis, TN	L	69-70
Dec. 14, 1974	No. 4	Louisville	Tallahassee, FL	L	75-84
Dec. 26, 1974	No. 15	Purdue	Louisville, KY	W	69-66
Dec. 27, 1974	No. 4	Louisville	Louisville, KY	L	61-79

### 1975-76

Date	Ranking	Opponent	Site	W/L	Score
Dec. 8, 1975	No. 1	Indiana	Bloomington, IN	L	59-83
Dec. 20, 1975	No. 8	Alabama	St. Petersburg, FL	L	72-76
Dec. 26, 1975	No. 13	Washington	Portland, OR	L	54-69

### 1976-77

Date	Ranking	Opponent	Site	W/L	Score
Dec. 18, 1976	No. 5	San Francisco	San Francisco, CA	L	87-93
Jan. 3, 1977	No. 14	Louisville	Louisville, KY	L	(OT) 75-78
Jan. 15, 1977	No. 18	Memphis State	Memphis, TN	L	75-81
Feb. 3, 1977	No. 3	Kentucky	Lexington, KY	L	57-97

### 1977-78

Date	Ranking	Opponent	Site	W/L	Score
Dec. 27, 1977	No. 11	Cincinnati	Cincinnati, OH	L	75-77
Jan. 22, 1978	No. 9	Louisville	Louisville, KY	W	70-66
Feb. 17, 1978	No. 9	Louisville	Tallahassee, FL	W	81-70
Mar. 4, 1978	No. 20	Louisville	Cincinnati, OH	L	93-94
Mar. 11, 1978	No. 1	Kentucky	Lexington, KY	L	76-85

### 1978-79

Date	Ranking	Opponent	Site	W/L	Score
Jan. 20, 1979	No. 7	Louisville	Tallahassee, FL	L	65-67
Feb. 1, 1979	No. 6	Louisville	Louisville, KY	L	71-84

### 1979-80

Date	Ranking	Opponent	Site	W/L	Score
Jan. 27, 1980	No. 7	Louisville	Louisville, KY	L	73-79
Feb. 24, 1980	No. 2	Louisville	Tallahassee, FL	L	75-83
Mar. 1, 1980	No. 4	Louisville	Louisville, KY	L	72-81
Mar. 9, 1980	No. 4	Kentucky	Lexington, KY	L	78-97

### 1981-82

Date	Ranking	Opponent	Site	W/L	Score
Jan. 4, 1982	No. 14	Louisville	Louisville, KY	L	57-79

### 1982-83

Date	Ranking	Opponent	Site	W/L	Score
Dec. 30, 1982	No. 19	Tulsa	San Diego, CA	W	96-80
Jan. 8, 1983	No. 13	Louisville	Tallahassee, FL	L	69-96
Feb. 7, 1983	No. 12	Louisville	Louisville, KY	L	63-89
Feb. 26, 1983	No. 14	Memphis State	Tallahassee, FL	W	74-72
Mar. 3, 1983	No. 17	Memphis State	Memphis, TN	L	67-94
Mar. 11, 1983	No. 17	Memphis State	Cincinnati, OH	L	74-84

### 1983-84

Date	Ranking	Opponent	Site	W/L	Score
Jan. 25, 1984	No. 14	Louisville	Louisville, KY	L	71-95
Feb. 6, 1984	No. 17	Louisville	Tallahassee, FL	W	75-60
Feb. 11, 1984	No. 9	Memphis State	Tallahassee, FL	L	69-73
Feb. 15, 1984	No. 8	Memphis State	Memphis, TN	L	67-75
Mar. 9, 1984	No. 17	Memphis State	Memphis, TN	L	63-65

### 1984-85

Date	Ranking	Opponent	Site	W/L	Score
Jan. 5, 1985	No. 9	North Carolina	Miami, FL	L	69-78
Jan. 23, 1985	No. 9	Memphis State	Tallahassee, FL	L	69-74
Feb. 16, 1985	No. 4	Memphis State	Memphis, TN	L	68-70
Mar. 9, 1985	No. 4	Memphis State	Louisville, TN	L	86-90

## ALL-TIME VS OPPONENTS IN THE AP POLL

### 1985-86

Date	Ranking	Opponent	Site	W/L	Score
Dec. 31, 1985	No. 1	North Carolina	Charlotte, NC	L	64-109
Jan. 15, 1986	No. 18	Louisville	Tallahassee, FL	L	64-85
Jan. 25, 1986	No. 25	Virginia Tech	Blacksburg, VA	L	73-86
Feb. 10, 1986	No. 3	Memphis State	Memphis, TN	L	73-99
Feb. 19, 1986	No. 10	Louisville	Louisville, KY	L	67-89
Feb. 22, 1986	No. 4	Memphis State	Tallahassee, FL	W	82-80
Feb. 24, 1986	No. 24	Virginia Tech	Tallahassee, FL	L	84-92
Mar. 8, 1986	No. 10	Memphis State	Louisville, KY	L	71-73

### 1986-87

Date	Ranking	Opponent	Site	W/L	Score
Dec. 6, 1986	No. 8	Alabama	Tallahassee, FL	W	72-71
Dec. 13, 1986	No. 9	Oklahoma	Norman, OK	L	92-109

### 1987-88

Date	Ranking	Opponent	Site	W/L	Score
Dec. 10, 1987	No. 16	Oklahoma	Tallahassee, FL	L	87-89
Dec. 12, 1987	No. 12	Florida	Gainesville, FL	L	48-71
Dec. 28, 1987	No. 3	Pittsburgh	Orlando, FL	L	71-72
Mar. 18, 1988	No. 17	Iowa	Los Angeles, CA	L	98-102

### 1988-89

Date	Ranking	Opponent	Site	W/L	Score
Dec. 3, 1988	No. 19	Florida	Tallahassee, FL	W	104-86
Dec. 29, 1988	No. 17	Villanova	Orlando, FL	L	67-68
Jan. 15, 1989	No. 17	Tennessee	Tallahassee, FL	W	101-90
Feb. 6, 1989	No. 7	Louisville	Louisville, KY	W	81-78
Feb. 16, 1989	No. 10	Louisville	Tallahassee, FL	L	(OT) 77-78
Feb. 23, 1989	No. 14	La Salle	Philadelphia, PA	L	100-101
Mar. 12, 1989	No. 16	Louisville	Columbia, SC	L	80-87

### 1989-90

Date	Ranking	Opponent	Site	W/L	Score
Dec. 1, 1989	No. 24	Florida	Tallahassee, FL	L	69-82
Dec. 27, 1989	No. 19	NC State	New York, NY	L	72-90
Jan. 14, 1990	No. 11	Louisville	Tallahassee, FL	L	66-73
Feb. 3, 1990	No. 7	Syracuse	Orlando, FL	L	69-90
Feb. 6, 1990	No. 15	Louisville	Louisville, KY	L	50-69

### 1990-91

Date	Ranking	Opponent	Site	W/L	Score
Dec. 22, 1990	No. 1	UNLV	Las Vegas, NV	L	69-101
Jan. 19, 1991	No. 22	South Carolina	Columbia, SC	W	(OT) 81-80
Jan. 21, 1991	No. 2	Arkansas	Tallahassee, FL	L	92-109
Feb. 18, 1991	No. 7	Syracuse	Syracuse, NY	L	79-88
Mar. 16, 1991	No. 3	Indiana	Louisville, KY	L	60-82

### 1991-92

Date	Ranking	Opponent	Site	W/L	Score
Dec. 15, 1991	No. 5	North Carolina	Chapel Hill, NC	W	86-74
Jan. 6, 1992	No. 1	Duke	Durham, NC	L	70-86
Jan. 11, 1992	No. 19	Wake Forest	Winston-Salem, NC	W	88-85
Jan. 23, 1992	No. 18	Georgia Tech	Atlanta, GA	W	83-79
Jan. 30, 1992	No. 1	Duke	Tallahassee, FL	L	62-75
Feb. 27, 1992	No. 10	North Carolina	Tallahassee, FL	W	110-96
Mar. 14, 1992	No. 20	North Carolina	Charlotte, NC	L	76-80
Mar. 26, 1992	No. 4	Indiana	Albuquerque, NM	L	74-85

### 1992-93

Date	Ranking	Opponent	Site	W/L	Score
Nov. 20, 1992	No. 19	Iowa State	Tallahassee, FL	W	109-86
Nov. 25, 1992	No. 4	Indiana	New York, NY	L	(OT) 78-81
Nov. 27, 1992	No. 21	UCLA	New York, NY	L	(OT) 83-86
Dec. 2, 1992	No. 19	Massachusetts	Tallahassee, FL	W	67-64
Jan. 6, 1993	No. 25	Virginia	Charlottesville, VA	L	76-80
Jan. 24, 1993	No. 6	Duke	Tallahassee, FL	W	(OT) 89-88
Jan. 27, 1993	No. 3	North Carolina	Chapel Hill, NC	L	77-82
Jan. 31, 1993	No. 18	Georgia Tech	Tallahassee, FL	W	96-77
Feb. 8, 1993	No. 24	Virginia	Tallahassee, FL	W	99-84
Feb. 10, 1993	No. 9	Wake Forest	Tallahassee, FL	W	111-94
Feb. 24, 1993	No. 9	Duke	Durham, NC	L	75-98

Feb. 27, 1993	No. 3	North Carolina	Tallahassee, FL	L	76-86
Mar. 25, 1993	No. 25	W. Kentucky	Charlotte, NC	W	(OT) 81-78
Mar. 27, 1993	No. 2	Kentucky	Charlotte, NC	L	81-106

### 1993-94

Date	Ranking	Opponent	Site	W/L	Score
Jan. 22, 1994	No. 5	Duke	Durham, NC	L	79-106
Jan. 26, 1994	No. 4	North Carolina	Tallahassee, FL	L	77-90
Jan. 29, 1994	No. 21	Georgia Tech	Atlanta, GA	W	74-73
Feb. 3, 1994	No. 11	Massachusetts	Amherst, MA	L	58-62
Feb. 21, 1994	No. 16	Florida	Gainesville, FL	L	61-72
Feb. 23, 1994	No. 2	Duke	Tallahassee, FL	L	72-84
Feb. 26, 1994	No. 4	North Carolina	Chapel Hill, NC	L	75-78
Mar. 11, 1994	No. 11	North Carolina	Charlotte, NC	L	69-83

### 1994-95

Date	Ranking	Opponent	Site	W/L	Score
Dec. 6, 1994	No. 8	Arizona	Tucson, AZ	L	78-96
Dec. 17, 1994	No. 8	Florida	Orlando, FL	L	(2OT) 65-71
Jan. 7, 1995	No. 18	Wake Forest	Winston-Salem, NC	L	64-72
Jan. 10, 1995	No. 9	Maryland	Tallahassee, FL	L	57-70
Jan. 25, 1995	No. 3	North Carolina	Chapel Hill, NC	L	70-100
Jan. 29, 1995	No. 21	Georgia Tech	Tallahassee, FL	L	67-80
Feb. 4, 1995	No. 15	Virginia	Charlottesville, VA	L	(OT) 63-76
Feb. 8, 1995	No. 11	Wake Forest	Tallahassee, FL	W	69-67
Feb. 11, 1995	No. 8	Maryland	College Park, MD	L	65-80
Feb. 25, 1995	No. 3	North Carolina	Tallahassee, FL	L	78-80
Mar. 10, 1995	No. 10	Maryland	Charlotte, NC	L	64-71



Sam Cassell, who is ranked 26th on Florida State's all-time scoring list with 1,211 career points, helped lead Florida State over No. 5 North Carolina on Dec. 15, 1991 in Florida State's first ever ACC game.



## ALL-TIME VS OPPONENTS IN THE AP POLL

### 1995-96

Date	Ranking	Opponent	Site	W/L	Score
Dec. 12, 1995	No. 8	Connecticut	Tallahassee, FL	L	61-79
Jan. 6, 1996	No. 12	Wake Forest	Tallahassee, FL	L (OT)	73-75
Jan. 17, 1996	No. 19	Clemson	Tallahassee, FL	W	75-62
Jan. 24, 1996	No. 11	North Carolina	Tallahassee, FL	L	71-82
Feb. 7, 1996	No. 9	Wake Forest	Winston-Salem, NC	L	67-81
Feb. 24, 1996	No. 17	North Carolina	Chapel Hill, NC	W	84-80
Feb. 28, 1996	No. 18	Georgia Tech	Tallahassee, FL	L	68-83

### 1996-97

Date	Ranking	Opponent	Site	W/L	Score
Dec. 5, 1996	No. 10	Duke	Durham, NC	L (OT)	66-72
Jan. 11, 1997	No. 5	Clemson	Tallahassee, FL	L	70-76
Jan. 22, 1997	No. 19	North Carolina	Tallahassee, FL	W	84-71
Jan. 25, 1997	No. 4	Wake Forest	Winston-Salem, NC	L	58-61
Jan. 29, 1997	No. 5	Maryland	Tallahassee, FL	W	74-70
Feb. 6, 1997	No. 20	North Carolina	Chapel Hill, NC	L	62-90
Feb. 13, 1997	No. 10	Maryland	College Park, MD	L	57-73
Feb. 15, 1997	No. 6	Duke	Tallahassee, FL	L	79-89
Feb. 23, 1997	No. 8	Clemson	Clemson, SC	W	67-65
Mar. 1, 1997	No. 5	Wake Forest	Tallahassee, FL	W	59-55
Mar. 7, 1997	No. 8	Wake Forest	Greensboro, NC	L	65-66

### 1997-98

Date	Ranking	Opponent	Site	W/L	Score
Nov. 26, 1997	No. 11	Connecticut	New York, NY	W	67-60
Nov. 28, 1997	No. 2	Kansas	New York, NY	L	58-73
Dec. 20, 1997	No. 1	North Carolina	Tallahassee, FL	L	73-81
Dec. 23, 1997	No. 5	Arizona	Tallahassee, FL	W	84-79
Jan. 10, 1998	No. 2	Duke	Tallahassee, FL	L	63-75
Jan. 24, 1998	No. 2	North Carolina	Chapel Hill, NC	L	55-103
Feb. 7, 1998	No. 23	Maryland	Tallahassee, FL	L	62-68
Feb. 10, 1998	No. 2	Duke	Durham, NC	L	72-86
Mar. 13, 1998	No. 15	Texas Christian	Oklahoma City, OK	W	96-87

### 1998-99

Date	Ranking	Opponent	Site	W/L	Score
Jan. 6, 1999	No. 11	North Carolina	Tallahassee, FL	L	54-72
Jan. 12, 1999	No. 25	Clemson	Tallahassee, FL	W	70-64
Jan. 16, 1999	No. 2	Duke	Durham, NC	L	73-98
Jan. 27, 1999	No. 4	Maryland	College Park, MD	L	87-107
Feb. 7, 1999	No. 12	North Carolina	Chapel Hill, NC	L	64-98
Feb. 17, 1999	No. 1	Duke	Tallahassee, FL	L	59-85
Feb. 27, 1999	No. 5	Maryland	Tallahassee, FL	L	75-84
Mar. 5, 1999	No. 5	Maryland	Charlotte, NC	L	69-93



Aubrey Boyd helped lead the Seminoles to three NCAA Tournament appearances and the 1991 Metro Conference tournament championship. He helped Florida State to four wins over nationally ranked teams during his career.

### 1999-00

Date	Ranking	Opponent	Site	W/L	Score
Nov. 19, 1999	No. 7	Florida	Gainesville, FL	L	61-96
Nov. 29, 1999	No. 11	Temple	Tallahassee, FL	L	58-69
Dec. 5, 1999	No. 7	Auburn	Auburn, AL	L	54-55
Jan. 16, 2000	No. 6	Duke	Tallahassee, FL	L	54-85
Jan. 22, 2000	No. 21	North Carolina	Chapel Hill, NC	W	76-71
Jan. 29, 2000	No. 22	Maryland	Tallahassee, FL	L	63-82
Feb. 16, 2000	No. 3	Duke	Durham, NC	L	68-101
Mar. 1, 2000	No. 17	Maryland	College Park, MD	L	70-85
Mar. 10, 2000	No. 20	Maryland	Charlotte, NC	L	61-82

### 2000-01

Date	Ranking	Opponent	Site	W/L	Score
Nov. 17, 2000	No. 11	Florida	Tallahassee, FL	L	70-85
Nov. 24, 2000	No. 21	DePaul	Anchorage, AK	L	74-80
Jan. 4, 2001	No. 3	Duke	Tallahassee, FL	L	72-99
Jan. 9, 2001	No. 6	Wake Forest	Winston-Salem, NC	L	53-76
Jan. 14, 2001	No. 14	Maryland	Tallahassee, FL	L	55-76
Jan. 16, 2001	No. 13	Virginia	Charlottesville, VA	L	71-89
Jan. 20, 2001	No. 6	North Carolina	Tallahassee, FL	L	70-80
Feb. 4, 2001	No. 2	Duke	Durham, NC	L	58-100
Feb. 10, 2001	No. 19	Wake Forest	Tallahassee, FL	L	65-71
Feb. 14, 2001	No. 17	Maryland	College Park, MD	W	74-71
Feb. 17, 2001	No. 12	Virginia	Tallahassee, FL	L	66-69
Feb. 22, 2001	No. 2	North Carolina	Chapel Hill, NC	L	67-95

### 2001-02

Date	Ranking	Opponent	Site	W/L	Score
Nov. 16, 2001	No. 6	Florida	Gainesville, FL	L	47-68
Dec. 16, 2001	No. 19	Wake Forest	Winston-Salem, NC	L	72-93
Jan. 6, 2002	No. 1	Duke	Tallahassee, FL	W	77-76
Jan. 20, 2002	No. 10	Virginia	Charlottesville, VA	L	74-91
Jan. 26, 2002	No. 3	Maryland	College Park, MD	L	63-84
Feb. 2, 2002	No. 24	Wake Forest	Tallahassee, FL	L	80-89
Feb. 7, 2002	No. 1	Duke	Durham, NC	L	49-80
Feb. 20, 2002	No. 22	Virginia	Tallahassee, FL	W	66-59
Feb. 27, 2002	No. 2	Maryland	Tallahassee, FL	L	63-96
Mar. 8, 2002	No. 2	Maryland	Charlotte, NC	L	59-85

### 2002-03

Date	Ranking	Opponent	Site	W/L	Score
Dec. 6, 2002	No. 8	Florida	Tallahassee, FL	L	57-58
Dec. 22, 2002	No. 23	North Carolina	Tallahassee, FL	L	48-69
Jan. 11, 2003	No. 21	Maryland	College Park, MD	L	62-89
Jan. 26, 2003	No. 17	Wake Forest	Winston-Salem, NC	L	60-71
Feb. 2, 2003	No. 5	Duke	Tallahassee, FL	W	75-70
Feb. 12, 2003	No. 16	Maryland	Tallahassee, FL	L	72-74
Feb. 26, 2003	No. 12	Wake Forest	Tallahassee, FL	L	56-60
Mar. 6, 2003	No. 10	Duke	Durham, NC	L	56-72
Mar. 14, 2003	No. 9	Wake Forest	Greensboro, NC	L	61-69

### 2003-04

Date	Ranking	Opponent	Site	W/L	Score
Dec. 22, 2003	No. 16	Pittsburgh	Pittsburgh, PA	L	56-63
Dec. 28, 2003	No. 24	Maryland	Tallahassee, FL	W	79-75
Jan. 3, 2004	No. 12	Florida	Gainesville, FL	L	73-87
Jan. 22, 2004	No. 7	North Carolina	Tallahassee, FL	W (OT)	90-81
Jan. 25, 2004	No. 7	Wake Forest	Tallahassee, FL	W	75-70
Jan. 29, 2004	No. 1	Duke	Durham, NC	L	49-56
Feb. 3, 2004	No. 15	Georgia Tech	Tallahassee, FL	W	81-65
Feb. 10, 2004	No. 10	NC State	Raleigh, NC	L	59-75
Feb. 21, 2004	No. 16	North Carolina	Chapel Hill, NC	L	71-78
Feb. 25, 2004	No. 11	Wake Forest	Winston-Salem, NC	L (OT)	87-90
Feb. 29, 2004	No. 4	Duke	Tallahassee, FL	L	65-70
Mar. 6, 2004	No. 19	Georgia Tech	Atlanta, GA	L	60-63
Mar. 12, 2004	No. 17	NC State	Greensboro, NC	L	71-78

### 2004-05

Date	Ranking	Opponent	Site	W/L	Score
Dec. 19, 2004	No. 23	Maryland	College Park, MD	L (OT)	88-90
Jan. 18, 2005	No. 3	Wake Forest	Tallahassee, FL	W (OT)	91-83
Jan. 22, 2005	No. 4	Duke	Tallahassee, FL	L	56-88
Feb. 2, 2005	No. 25	Georgia Tech	Atlanta, GA	L	61-64

## ALL-TIME VS OPPONENTS IN THE AP POLL

Feb. 6, 2005	No.2	North Carolina	Tallahassee, FL	L	60-81
Feb. 12, 2005	No.6	Wake Forest	Winston-Salem, NC	L	48-87
Mar. 3, 2005	No.2	North Carolina	Chapel Hill, NC	L	76-91

### 2005-06

Date	Ranking	Opponent	Site	W/L	Score
Nov. 25, 2005	No. 14	Florida	Gainesville, FL	L	66-74
Jan. 14, 2006	No. 15	Boston College	Chestnut Hill, MA	L	87-90
Jan. 22, 2006	No. 24	North Carolina	Tallahassee, FL	L	80-81
Feb. 4, 2006	No. 2	Duke	Durham, NC	L	(OT) 96-97
Mar. 1, 2006	No. 1	Duke	Tallahassee, FL	W	79-74

### 2006-07

Date	Ranking	Opponent	Site	W/L	Score
Nov. 24, 2006	No. 3	Pittsburgh	Pittsburgh, PA	L	66-88
Nov. 28, 2006	No. 12	Wisconsin	Madison, WI	L	66-81
Dec. 3, 2006	No. 4	Florida	Tallahassee, FL	W	70-66
Jan. 3, 2007	No. 23	Clemson	Tallahassee, FL	L	66-68
Jan. 7, 2007	No. 2	North Carolina	Chapel Hill, NC	L	58-84
Jan. 17, 2007	No. 23	Virginia Tech	Tallahassee, FL	W	82-73
Feb. 4, 2007	No. 8	Duke	Durham, NC	W	68-67
Mar. 9, 2007	No. 8	North Carolina	Tampa, FL	L	58-73

### 2007-08

Date	Ranking	Opponent	Site	W/L	Score
Nov. 23, 2007	No. 25	Florida	Gainesville, FL	W	65-51
Dec. 15, 2007	No. 19	Butler	Indianapolis, IN	L	68-79
Jan. 12, 2008	No. 18	Clemson	Clemson, SC	L	(2OT) 85-97
Jan. 16, 2008	No. 7	Duke	Tallahassee, FL	L	57-70
Feb. 3, 2008	No. 4	North Carolina	Tallahassee, FL	L	(OT) 73-84
Mar. 4, 2008	No. 1	North Carolina	Chapel Hill, NC	L	77-90
Mar. 14, 2008	No. 1	North Carolina	Charlotte, NC	L	70-82

### 2008-09

Date	Ranking	Opponent	Site	W/L	Score
Dec. 7, 2009	No. 23	Florida	Tallahassee, FL	W	57-55
Dec. 21, 2009	No. 3	Pittsburgh	Tallahassee, FL	L	48-56
Jan. 10, 2009	No. 2	Duke	Tallahassee, FL	L	58-66
Jan. 28, 2009	No. 5	North Carolina	Tallahassee, FL	L	77-80
Feb. 7, 2009	No. 10	Clemson	Clemson, SC	W	65-61
Feb. 14, 2009	No. 7	Wake Forest	Winston-Salem, NC	L	63-86
Feb. 28, 2009	No. 17	Clemson	Tallahassee, FL	W	73-66
March 3, 2009	No. 7	Duke	Durham, NC	L	81-84
March 14, 2009	No. 1	North Carolina	Greensboro, NC	W	73-70
March 15, 2009	No. 7	Duke	Greensboro, NC	L	69-79

### 2009-10

Date	Ranking	Opponent	Site	W/L	Score
Dec. 2, 2009	N. 15	Ohio State	Columbus OH	L	64-77
Dec. 20, 2009	No. 11	Georgia Tech	Atlanta, GA	W	(OT) 66-59
Jan. 24, 2010	No. 19	Georgia Tech	Tallahassee, FL	W	68-66
March 19, 2010	No. 22	Gonzaga	Buffalo, NY	L	60-67

### 2010-11

Date	Ranking	Opponent	Site	W/L	Score
Nov. 28, 2010	No. 10	Florida	Tallahassee, FL	L	51-55
Nov. 30, 2010	No. 2	Ohio State	Tallahassee, FL	L	44-58
Dec. 25, 2010	No. 15	Baylor	Honolulu, HI	W	68-61
Jan. 12, 2011	No. 1	Duke	Tallahassee, FL	W	66-61
March 2, 2011	No. 13	North Carolina	Tallahassee, FL	L	70-72
March 18, 2011	No. 24	Texas A&M	Chicago, IL	W	57-50
March 20, 2011	No. 5	Notre Dame	Chicago, IL	W	71-57

### 2011-12

Date	Ranking	Opponent	Site	W/L	Score
Nov. 26, 2011	No. 4	Connecticut	Nassua, Bahamas	L	(OT) 76-78
Dec. 22, 2011	No. 11	Florida	Gainesville, FL	L	64-82
Jan. 14, 2012	No. 3	North Carolina	Tallahassee, FL	W	90-57
Jan. 21, 2012	No. 4	Duke	Durham, NC	W	76-73
Feb. 4, 2012	No. 16	Virginia	Tallahassee, FL	W	58-55
Feb. 23, 2012	No. 6	Duke	Tallahassee, FL	L	66-74
March 1, 2012	No. 24	Virginia	Charlottesville, VA	W	63-60
March 10, 2012	No. 6	Duke	Atlanta, GA.	W	62-59
March 11, 2012	No. 4	North Carolina	Atlanta, GA	W	85-82

### 2012-13

Date	Ranking	Opponent	Site	W/L	Score
Nov. 21, 2012	No. 21	Minnesota	Tallahassee, FL	L	68-77
Dec. 5, 2012	No. 6	Florida	Tallahassee, FL	L	47-72
Jan. 27, 2013	No. 25	Miami (Fla.)	Coral Gables, FL	L	47-71
Feb. 2, 2013	No. 5	Duke	Tallahassee, FL	L	60-79
Feb. 13, 2013	No. 3	Miami (Fla.)	Tallahassee, FL	L	68-74

### 2013-14

Date	Ranking	Opponent	Site	W/L	Score
Nov. 21, 2013	No. 10	VCU	Bayamon, Puerto Rico	W	85-67
Nov. 22, 2013	No. 13	Michigan	Bayamon, Puerto Rico	L	80-82
Nov. 29, 2013	No. 13	Florida	Gainesville, FL	L	66-67
Dec. 21, 2013	No. 20	UMass	Sunrise, FL	W	60-55
Jan. 25, 2014	No. 18	Duke	Durham, NC	L	56-68
March 9, 2014	No. 7	Syracuse	Tallahassee, FL	L	58-74
March 14, 2014	No. 6	Virginia	Greensboro, NC	L	51-64

### 2014-15

Date	Ranking	Opponent	Site	W/L	Score
Dec. 23, 2014	No. 25	Notre Dame	Notre Dame, IN	L	63-83
Jan. 24, 2015	No. 15	North Carolina	Chapel Hill, NC	L	63-83
Feb. 2, 2015	No. 23	Miami (Fla.)	Tallahassee, FL	W	55-54
Feb. 9, 2015	No. 4	Duke	Tallahassee, FL	L	70-73
Feb. 22, 2015	No. 2	Virginia	Charlottesville, VA	L	41-51
Feb. 28, 2015	No. 17	Louisville	Tallahassee, FL	L	59-81
March 12, 2015	No. 3	Virginia	Greensboro, N.C.	L	44-58

### 2015-16

Date	Ranking	Opponent	Site	W/L	Score
Jan. 4, 2016	No. 6	North Carolina	Tallahassee, Fla.	L	90-106
Jan. 9, 2016	No. 12	Miami (Fla.)	Coral Gables, Fla.	L	59-72
Jan. 17, 2016	No. 13	Virginia	Tallahassee, Fla.	W	69-62
Jan. 20, 2016	No. 17	Louisville	Louisville, Ky.	L	65-84
Jan. 23, 2016	No. 20	Pittsburgh	Tallahassee, Fla.	L	72-74
Feb. 14, 2016	No. 12	Miami (Fla.)	Tallahassee, Fla.	L	65-67
Feb. 25, 2016	No. 15	Duke	Durham, N.C.	L	65-80
Feb. 27, 2016	No. 23	Notre Dame	Tallahassee, Fla.	W	77-56

### 2016-17

Date	Ranking	Opponent	Site	W/L	Score
Dec. 11, 2016	No. 21	Florida	H	W	83-78
Dec. 31, 2016	No. 11	Virginia	A	W	60-58
Jan. 7, 2017	No. 21	Virginia Tech	H	W	93-78
Jan. 10, 2017	No. 7	Duke	H	W	88-72
Jan. 14, 2017	No. 11	North Carolina	A	L	83-96
Jan. 18, 2017	No. 15	Notre Dame	H	W	83-80
Jan. 21, 2017	No. 12	Louisville	H	W	73-68
Feb. 11, 2017	No. 24	Notre Dame	A	L	72-84
Feb. 28, 2017	No. 17	Duke	A	L	70-75
March 4, 2017	No. 25	Miami	H	W	66-57
March 10, 2017	No. 22	Notre Dame	N	L	73-77

### 2017-18

Date	Ranking	Opponent	Site	W/L	Score
Dec. 4, 2017	5	Florida	A	W	83-66
Dec. 30, 2017	4	Duke	A	L	93-100
Jan. 3, 2018	12	North Carolina	H	W	81-80
Jan. 7, 2018	15	Miami	A	L	74-80
Feb. 7, 2018	2	Virginia	H	W	55-59
Feb. 14, 2018	11	Clemson	H	W	81-79 (OT)
Feb. 18, 2018	18	Clemson	A	L	63-76
March 18, 2018	3	Xavier	N	W	74-50
March 22, 2018	8	Gonzaga	N	W	75-60

### 2018-19

Date	Ranking	Opponent	Site	W/L	Score
Nov. 23, 2018	19	LSU	N	W	79-76 (OT)
Nov. 28, 2018	19	Purdue	H	W	73-72
Jan. 5, 2019	4	Virginia	A	L	52-65
Jan. 12, 2019	1	Duke	H	L	78-80
Feb. 9, 2019	16	Louisville	H	W	80-75 (OT)
Feb. 23, 2019	8	North Carolina	A	L	59-77
March 5, 2019	14	Virginia Tech	H	W	73-65
March 14, 2019	16	Virginia Tech	N	W	65-63
March 15, 2019	2	Virginia	N	W	69-59
March 16, 2019	5	Duke	N	L	63-73
March 28, 2019	4	Gonzaga	N	L	58-72



## COACHING HISTORY



### DON LOUCKS

5-13  
(1947-48)

Don Loucks, one of the most respected members of the Florida State athletic family, was the first coach of men's intercollegiate basketball at FSU. He guided the team to a 5-13 record during the 1947-48 season.

Loucks would go on to become a member of FSU's Hall of Fame after six decades with the University. The tennis courts at FSU are named in honor of Don Loucks.

Year	W	L	Pct.
1947-48 Don Loucks	5	13	.277



### J.K. KENNEDY

236-208  
(1948-66)

J.K. Kennedy was better known as "Bud" during his 18 years as head coach of the Florida State program. A warm and compassionate man, Kennedy led the Seminoles from a limited program to major college status. He compiled a record of 234-208 from 1948-49 to 1965-66. His finest single season came in 1954-55 when he coached the Tribe, led by future Hall of Famers Jimmy Oler and Ham Werneke, to a 22-4 record.

Year	W	L	Pct.
1948-49 J. K. "Bud" Kennedy	12	12	.500
1949-50 J. K. "Bud" Kennedy	15	10	.600
1950-51 J. K. "Bud" Kennedy	18	9	.667
1951-52 J. K. "Bud" Kennedy	5	20	.200
1952-53 J. K. "Bud" Kennedy	11	11	.500
1953-54 J. K. "Bud" Kennedy	13	7	.650
1954-55 J. K. "Bud" Kennedy	22	4	.846
1955-56 J. K. "Bud" Kennedy	16	9	.640
1956-57 J. K. "Bud" Kennedy	9	17	.346
1957-58 J. K. "Bud" Kennedy	9	16	.360
1958-59 J. K. "Bud" Kennedy	8	15	.347
1959-60 J. K. "Bud" Kennedy	10	15	.400
1960-61 J. K. "Bud" Kennedy	14	10	.583
1961-62 J. K. "Bud" Kennedy	15	8	.651
1962-63 J. K. "Bud" Kennedy	15	10	.600
1963-64 J. K. "Bud" Kennedy	11	14	.400
1964-65 J. K. "Bud" Kennedy	16	10	.615
1965-66 J. K. "Bud" Kennedy	15	11	.577
Total 18 seasons	234	208	.529



### HUGH DURHAM

229-96  
(1966-78)

Hugh Durham's tenure at Florida State included four 20-win seasons and saw the program play for the national championship in 1972. Durham led the Seminoles to a 229-96 record and his .705 winning percentage was among the nation's best. He took FSU to three NCAA Tournaments.

Durham also made an impact with the Florida State program as a player in the late 1950's. From 1956-59 he scored 1,381 points, an average of 18.9 per game. His name is still prominent in many FSU records lists.

Year	W	L	Pct.
1966-67 Hugh Durham	11	15	.423
1967-68 Hugh Durham	19	8	.704
1968-69 Hugh Durham	18	8	.692
1969-70 Hugh Durham	23	3	.885
1970-71 Hugh Durham	17	9	.654
1971-72 Hugh Durham	27	6	.818
1972-73 Hugh Durham	18	8	.692
1973-74 Hugh Durham	18	8	.692
1974-75 Hugh Durham	18	8	.692
1975-76 Hugh Durham	21	6	.778
1976-77 Hugh Durham	16	11	.593
1977-78 Hugh Durham	23	6	.793
Total 12 seasons	229	96	.705



### JOE WILLIAMS

129-105  
(1978-86)

Joe Williams took over as head coach of the Seminoles in 1978 after very successful stops at Jacksonville (1964-70) and Furman (1970-78). He led the FSU program for eight seasons and won 129 games while losing 105. He took Florida State to the NCAA Tournament in 1979-80 (1-1) and to the National Invitation Tournament in 1983-84 (1-1). The Seminoles had two 20-win seasons under his leadership.

Year	W	L	Pct.
1978-79 Joe Williams	19	10	.655
1979-80 Joe Williams	22	9	.710
1980-81 Joe Williams	17	11	.607
1981-82 Joe Williams	11	17	.392
1982-83 Joe Williams	14	14	.500
1983-84 Joe Williams	20	11	.645
1984-85 Joe Williams	14	16	.467
1985-86 Joe Williams	12	17	.414
Total 8 seasons	129	105	.551



### PAT KENNEDY

202-131  
(1986-1997)

Pat Kennedy is credited with leading the Florida State program back to national prominence. Kennedy registered a Metro Conference regular season and tournament championship before the school joined the ACC in 1991-92.

Kennedy led the Seminoles to five NCAA Tournament berths and two NIT appearances in his 11 years. FSU advanced to the Elite Eight of the 1993 NCAA Tournament, marking the second-best season in FSU history.

Florida State went 202-131 under Kennedy, posting a .607 winning percentage in his 11 seasons. Kennedy set a then-record for road wins and total ACC wins by a first-year coach with six and 11 respectively, in 1991-92.

Year	W	L	Pct.
1986-87 Pat Kennedy	19	11	.633
1987-88 Pat Kennedy	19	11	.633
1988-89 Pat Kennedy	22	8	.733
1989-90 Pat Kennedy	16	15	.516
1990-91 Pat Kennedy	21	11	.656
1991-92 Pat Kennedy	22	10	.687
1992-93 Pat Kennedy	25	10	.714
1993-94 Pat Kennedy	13	14	.481
1994-95 Pat Kennedy	12	15	.444
1995-96 Pat Kennedy	13	14	.481
1996-97 Pat Kennedy	20	12	.625
Total 11 seasons	202	131	.607



### STEVE ROBINSON

64-86  
(1997-2002)

Steve Robinson was named the sixth head coach in Florida State basketball history on July 1, 1997 and he made an immediate impact on the Seminole program. Robinson's first season at FSU saw the Tribe return to national prominence. Florida State went 18-14, earned an at-large bid to the NCAA Tournament and advanced to the tourney's second round. The Seminoles also reappeared in the Associated Press Top 25 with a peak at No. 13, finished as Preseason National Invitation Tournament runners-up and defeated defending national champion Arizona.

Year	W	L	Pct.
1997-98 Steve Robinson	18	14	.563
1998-99 Steve Robinson	13	17	.433
1999-00 Steve Robinson	12	17	.414
2000-01 Steve Robinson	9	21	.300
2001-02 Steve Robinson	12	17	.414
Total 5 seasons	64	86	.427

## COACHING HISTORY



### LEONARD HAMILTON

556-429\* (.565)  
(2003-Pr)

The most successful coach in Florida State history, Leonard Hamilton is the Seminoles' all-time winningest coach and the seventh winningest coach in ACC history. He became the Seminoles' winningest coach as Florida State defeated Pittsburgh on March 7, 2015 and became the eighth all-time winningest coach in ACC history as he guided the Seminoles past Samford on Dec. 19, 2016. Hamilton begins the 2019-20 season as the seventh winningest coach in the nation's most storied and illustrious conference – the ACC. Hamilton is Florida State's all-time winningest coach with 334 career victories. He has 100 more wins than Bud Kennedy, who coached the Seminoles from 1949-66; He is Florida State's all-time winningest coach with 155 ACC victories. He has 132 more ACC victories than Pat Kennedy who coached the Seminoles from 1992-97; He is Florida State's all-time leader with seven NCAA Tournament appearances. He surpassed Pat Kennedy with the Seminoles' appearance in the 2018 NCAA Tournament. Hamilton won his 300th game at Florida State and his 500th overall in Florida State's 81-79 overtime win over No. 11 ranked Clemson on Feb. 14, 2018 — one of 50 wins over nationally ranked teams during his tenure in Tallahassee. In 2019, he guided the Seminoles to a school-record 29 victories. Florida State won a school-record 29 games, a school-record 13 ACC games, defeated six nationally ranked teams, advanced to the ACC Tournament championship game and to the Sweet 16 of the NCAA Tournament during the 2018-19 season. Coupled with the Seminoles' appearance in the Elite Eight of the 2018 NCAA Tournament, the 2019 season marked the second time in school history the Seminoles had advanced to at least the Sweet 16 of the NCAA Tournament in consecutive seasons. In 2018, Florida State advanced to the Elite Eight of the NCAA Tournament for the first time under Hamilton and for only the third time in school history. The Seminoles finished with a 23-12 record, a 9-9 mark in ACC play, won the Jamaica Classic and played in the NCAA Tournament for the second consecutive season and for the sixth time in the last 10 years.

Year		W	L	Pct.
2002-03	Leonard Hamilton	14	15	.483
2003-04	Leonard Hamilton	19	14	.576
2004-05	Leonard Hamilton	12	19	.387
2005-06	Leonard Hamilton	20	10	.667
2006-07	Leonard Hamilton	22	13	.629
2007-08	Leonard Hamilton	19	15	.559
2008-09	Leonard Hamilton	25	10	.714
2009-10	Leonard Hamilton	22	10	.688
2010-11	Leonard Hamilton	23	11	.678
2011-12	Leonard Hamilton	25	10	.714
2012-13	Leonard Hamilton	18	16	.529
2013-14	Leonard Hamilton	22	14	.611
2014-15	Leonard Hamilton	17	16	.515
2015-16	Leonard Hamilton	20	14	.588
2016-17	Leonard Hamilton	26	9	.743
2017-18	Leonard Hamilton	23	12	.657
2018-19	Leonard Hamilton	29	8	.784
Total	17 Seasons	349	216	.618

\*Due to sanctions imposed on Florida State by the NCAA in 2008-09, the NCAA recognizes Coach Hamilton with 334 wins at Florida State and 534 wins overall.



Leonard Hamilton  
2003-Present

### OVERALL FLORIDA STATE COACHING RECORD

Years	W	L	Pct.
71	1,219	819	.598

### FSU ALL-TIME MEN'S BASKETBALL ASSISTANT COACHES

Baxter, Jim	1996-97
Benjamin, Lee	1953-57
Bolton, Bill	1970-74
Branscum, Cleve	1967-69
Carlson, Tom	1986-97
Carter, Tim	2006-07
Cautero, Vince	1988-92
Clendinen, Bill	1966-70
Cotten, Russell	1985-86
Crawford, Coleman	1997-02
Dewar, John	1963-64
Dotson, Bob	1978-80
Durham, Hugh	1959-66
Enfield, Andy	2006-11
Gay, Larry	1974-78
Gates, Dennis	2011-19
Giles, Stephen	2000-02
Gilmore, Frank	1978-82
Hands, Lorenzo	1994-95
Hunt, Michael	1986-88
Jackson, Tony	1982-84
Jaskulski, Mike	2002-06
Joler, Jim	1956-59
Jones, John	1978-80
Jones, Stan	2002-Pr.
Juhlin, Tim	1998-00
Kelly, Lake	1963-64
Kennedy, Wally	1986-87
Lawson, Al	1971-74
Long, Mike	1953-59
Marsh, Donnie	1995-97
McHone, Morris	1970-78
Miles, Bobby	1984-85
Morgan, Rex	1980-86
Petriccione, Rich	1986-89
Platt, Jim	1997-00
Pons, Jackie	1982-86
Powers, Fred	1960-63
Powless, John	1959-60
Sheals, Tony	2002-06
Smith, Steve	2020-Pr.
Sodec, John	1976-78
Welsh, Tim	1986-88
Whitner, Bob	1952-53
Wilkes, Rob	2000-02
Williams, Corey	2007-13
Williams, Steve	1980-86
Williamson, Kenny	1989-94
Wingate, Matt	1997-98
Charlton "CY" Young	2013-Pr.
Zimroth, David	1986-96



Don Loucks  
1947-48



J.K. "Bud" Kennedy  
1948-66



Hugh Durham  
1966-78



Joe Williams  
1978-86



Pat Kennedy  
1986-97



Steve Robinson  
1997-2002




## BASKETBALL LETTERMAN CLUB

(Year indicates finish of season; i.e., 1996-97 is listed as 1997.)

### A

Abraham, Ansley ..... 1974  
 Adams, Arthur ..... 1949  
 Alabi, Solomon ..... 2008, 09, 10  
 Aldridge, Archie ..... 1974  
 Allen, Brandon ..... 2014, 15, 17, 18  
 Allen, Herbert ..... 1976  
 Allen, Jerel ..... 2006, 07  
 Allen, Randy ..... 1984, 85, 86, 87  
 Amick, John ..... 1972  
 Anderson, Damous ..... 1999, 00  
 Anderson, David ..... 2000, 01, 02  
 Anderson, Kris ..... 1977, 78, 79, 81  
 Angola-Rodas, Braian ..... 2017, 18



**Kris Anderson**  
1977, 78, 79, 81

Archer, Bill ..... 1959  
 Arnold, Granville ..... 1983, 84  
 Arnold, Rodney ..... 1980, 81  
 Arrington, Delvon ..... 1999, 00, 01, 02  
 Artmeier, Richard ..... 1953, 54, 55, 56  
 Ashworth, Rufus ..... 1960, 61, 62



**Murray Brown**  
1977, 78, 79, 80


### B

Bacon, Dwayne ..... 2016, 17  
 Baker, Terrell ..... 1998, 99  
 Barber, Pee Wee ..... 1986, 87  
 Barnes, Joey ..... 1988, 89, 90  
 Barrow, Tim ..... 1968  
 Bates, Don ..... 1959  
 Bell, Benji ..... 2016  
 Benjamin, Lee ..... 1949, 50  
 Benson, Rick ..... 1952, 53, 54, 55  
 Berwick, Robbie ..... 2015  
 Biggs, Donald ..... 1966  
 Bloodworth, John ..... 1966  
 Bojanovsky, Boris ..... 2013, 14, 15, 16  
 Bolton, Jordan ..... 2008  
 Boltz, Daniel ..... 1958, 59  
 Bookert, Devon ..... 2013, 14, 15, 16  
 Boyd, Aubry ..... 1988, 89, 90, 91  
 Bozeman, James ..... 1978, 79, 81  
 Bracy, J. D. ..... 2002  
 Brandon, Montay ..... 2013, 14, 15, 16  
 Breeden, Casaan ..... 2006, 07  
 Brennan, John ..... 1975  
 Brodie, Mark ..... 1975  
 Brower, Geoff ..... 1996, 97

Brown, Murray ..... 1977, 78, 79, 80  
 Brownyard, Dave ..... 1973, 74  
 Bryant, Nick ..... 1994  
 Bulser, Larry ..... 1964  
 Burke, Dennis ..... 1973, 74  
 Burst, Thomas ..... 1953, 54, 55  
 Burt, John ..... 1969, 70, 71  
 Bush, Ken ..... 1969  
 Byrd, Carlton ..... 1974, 75, 76, 77

### C

Cable, Randy ..... 1968, 69, 70  
 Calkin, Jim ..... 1972  
 Callier, Benson ..... 2003, 04  
 Campbell, Rick ..... 1967  
 Carroll, Derrick ..... 1993, 95  
 Carter, Tony ..... 1985, 86, 87  
 Cassell, Sam ..... 1992, 93  
 Casteel, Robert ..... 1957, 58, 59, 60  
 Chassee, Richard ..... 1974, 75  
 Chatman, Ed ..... 1979  
 Chaudron, Ralph ..... 1948  
 Chlebek, Matt ..... 1998, 99, 00  
 Choice, Raleigh ..... 1986, 87  
 Clyde, Benny ..... 1973



**Sam Cassell**  
1992, 93

Cofer, Phil ..... 2015, 16, 17, 18, 19  
 Cole, Otis ..... 1972, 73, 74  
 Collins, James ..... 1994, 95, 96, 97  
 Collinsworth, Greg ..... 1979, 80, 81  
 Coogler, Faurest ..... 1961, 62, 63  
 Copeland, Chad ..... 1990  
 Cotton, Bill ..... 1960, 61  
 Cowens, Dave ..... 1968, 69, 70  
 Cox, Jerry ..... 1978, 79, 80  
 Crawford, Adrian ..... 1999, 00, 01  
 Cummings, Monte ..... 2001, 02  
 Cundy, Tom ..... 1952, 53, 54, 55  
 Curry, Avery ..... 1995, 96

### D

Dale, Wally ..... 1962, 63  
 Danford, Richard ..... 1966, 67, 68  
 Davis, Harry ..... 1975, 76, 77, 78  
 Davis, Jack ..... 1960, 61, 62  
 Davis, LaRae ..... 1986, 87  
 Dawson, Tony ..... 1988, 89  
 Deas, Devonaire ..... 1997, 98



**Toney Douglas**  
2007, 08, 09

Deckle, Burt ..... 1958  
 Dellehan, Tom ..... 1954  
 DeMercy, Jordan ..... 2008, 09  
 DePathy, Bob ..... 1968  
 Dickson, Larry ..... 1948, 49, 50, 51  
 Dillard, Mickey ..... 1977, 78, 80, 81  
 Dillard, Steve ..... 1981  
 Dixon, Antwuan ..... 1999, 00, 01, 02  
 Dixon, Nigel ..... 2000, 01, 02  
 Dobard, Rodney ..... 1990, 91, 92, 93  
 Donald, Ray ..... 1992  
 Douglas, Toney ..... 2007, 08, 09  
 Doyle, Kenneth ..... 1966, 67, 68  
 Durham, Hugh ..... 1957, 58, 59  
 Dulkys, Deividas ..... 2009, 10, 11, 12

### E

Echefu, Uche ..... 2006, 07, 08, 09  
 Edminston, George ..... 1950  
 Edney, Tim ..... 1960, 61, 62  
 Edwards, Douglas ..... 1991, 92, 93  
 Ek, Bob ..... 1962, 63, 64  
 Elzy, Vernell ..... 1970, 71  
 Engstrom, Ben ..... 2005



**Douglas Edwards**  
1991, 92, 93

### F

Fairchild, Charles ..... 1965, 66  
 Farrar, Joe ..... 1984, 85  
 Fedor, Dave ..... 1960, 61, 62  
 Fedor, Jon ..... 1988  
 Fells, Oren ..... 2003




**Oren Fells**  
2003

Fischer, Louis ..... 1950, 51, 52  
 Fitchett, Jerome ..... 1985, 86, 87, 88  
 Forrest, Trent ..... 2017, 18, 19  
 Freudenstein, Roger ..... 1960  
 Fryer, Artie ..... 1972

### G

Galloway, Todd ..... 2003, 04, 05, 06  
 Garcia, Thomas ..... 1956, 57, 58  
 Garrett, Rowland ..... 1970, 71, 72  
 Gay, Larry ..... 1971, 72, 73  
 Gibson, Xavier ..... 2009, 10, 11, 12  
 Gies, Jan ..... 1968, 69, 70  
 Gilbert, Mark ..... 1975  
 Gilchrist, Robert ..... 2013, 14  
 Gilmore, Oren ..... 1981, 82




**Rowland Garrett**  
1970, 71, 72

Gipson, Alton Lee ..... 1984, 85  
 Giswold, Bill ..... 1963  
 Glenn, Bill ..... 1966, 67  
 Glover, Roy ..... 1970  
 Gonzalez, Pete ..... 1963, 64, 65  
 Gordon, Duane ..... 1952, 53, 54  
 Gordon, Emanuel ..... 2004  
 Grabuloff, David ..... 1994  
 Grady, Greg ..... 1973, 74, 75, 76  
 Graham, Chuck ..... 1990, 91, 92, 94  
 Gray, RaiQuan ..... 2019  
 Greer, LaMarr ..... 1995, 96, 97, 98  
 Gregory, Stu ..... 1956, 57, 58  
 Griffin, Antonio ..... 2005  
 Gruhl, Stephen ..... 1992  
 Guckenberger, Buzz ..... 1955, 59

### H

Hale, Ron ..... 1997, 98, 99, 00  
 Hands, Lorenzo ..... 1989, 90, 91, 93  
 Harris, Eugene ..... 1974, 75, 76, 77  
 Harris, Ron ..... 1970, 71, 72  
 Harrison, John ..... 1974, 75  
 Hartman, Bob ..... 1951  
 Harvey, Trevor ..... 2002, 03  
 Haynes, Marvin ..... 1980  
 Haywood, Marcell ..... 2001, 02, 03  
 Hewitt, Ted ..... 1950  
 Hilaman, Sheldon ..... 1948  
 Hoff, Brian ..... 2006, 07, 08, 09  
 Hogan, Jeff ..... 1967, 68, 69  
 Hopkins, Joell ..... 2014  
 Hugel, Cal ..... 1963



**Ron Hale**  
1997, 98, 99, 00

Hunter, Tat ..... 1986, 87, 88, 89

### I

Isaac, Jonathan ..... 2017

### J

Jackson, Randell ..... 1996, 97, 98  
 Jackson, Tony ..... 1977, 78, 79, 80  
 Jacoby, Leroy ..... 1956, 57, 58  
 James, Bernard ..... 2011, 12  
 Johnson, Alexander ..... 2004, 05, 06  
 Johnson, Brad ..... 1988  
 Johnson, Michael ..... 1982, 83, 84  
 Johnson, Nate ..... 2003, 04

## BASKETBALL LETTERMAN CLUB

(Year indicates finish of season; i.e., 1996-97 is listed as 1997.)



**Michael Joiner**  
2001, 02, 03, 04


Johnson, Otis..... 1973  
Joiner, Michael..... 2001, 02, 03, 04  
Jordan, Pierre..... 2009, 10, 11

### K

Kabelgele, Mfiondu..... 2018, 2019  
Karasek, Tony..... 1986, 87  
Kendall, Dick..... 1949, 50  
Kerner, Jonathan..... 1993, 94  
Kimrey, Lannie..... 1969  
King, Ron..... 1971, 72, 73  
Kitchen, Derwin..... 2009, 10  
Klay, Dale..... 1968, 69, 70  
Koumadje, Christ..... 2016, 17, 18, 19  
Kratzert, Bill..... 1948  
Kreft, Jon..... 2011, 12  
Krieg, Adam..... 2002  
Kuhl, Donnie..... 1977, 78, 79, 81  
Kundid, Michael..... 1976

### L

Lanigan, Robert..... 1947




**Corey Louis**  
1995, 96, 97, 98

Leakey, Ken..... 1964, 65, 66  
Leitch, Colin..... 1966  
**Light, Travis**..... 2018, 19  
**Lindner, Travis**..... 2018, 19  
Liteky, Jim..... 1958, 59  
Long, Charlie..... 1961, 62, 63  
Loucks, Donald..... 1948  
Loucks, Luke..... 2009, 10, 11, 12  
Louis, Corey..... 1995, 96, 97, 98  
Lovell, Bobby..... 1963, 64, 65  
Lowery, Ryan..... 2001, 02  
Luchman, Kirk..... 1994, 95, 96, 97  
Lyttle, Jim..... 1966

### M

Mabry, Thomas..... 1985, 86  
Macklin, Kenneth..... 1969, 70  
Macomber, Dave..... 1969, 70, 71  
Mahoney, Darryl..... 1956  
Malmen, Ronald..... 1965, 66  
Mann, Hank..... 1975, 78, 79  
Mann, Terance..... 2016, 17, 18, 19  
Marsee, Bud..... 1950, 51  
Martello, Vince..... 1983, 84  
Martin, Terry..... 1985  
Matchett, Scott..... 1981

Mateer, Craig..... 1986, 87  
Mathews, Mike..... 2001, 02, 03, 04  
Mathis, Emanuel..... 1999, 00  
Maxwell, Hosea..... 1948  
Mayes, Tharon..... 1988, 89, 90  
McCloud, George..... 1986, 87, 88, 89  
McComber, Darryl..... 1969, 70  
McCrary, Benjamin..... 1948  
McCray, Lawrence..... 1972, 73, 74  
McLaughlin, Tom..... 1949, 50, 51, 52  
Menacof, Nick..... 1959  
Miles, Blake..... 1989, 90  
Miles, Bobby..... 1982, 83, 84  
**Miles, Will**..... 2018, 19  
Miller, Ian..... 2011, 12, 13, 14  
Miller, Ron..... 1990, 91, 92  
Mims, Ralph..... 2005, 06, 07, 08  
Mitchell, Derrick..... 1988, 89  
Moran, Nate..... 2001, 02, 03  
Moreau, Joey..... 2010, 11, 12, 13  
Morison, Bruce..... 1965, 66  
Morrison, Ian..... 1967  
Mott, Justin..... 1999, 00  
Mulligan, Kyle..... 1995, 96, 97, 98



**Ron Miller**  
1990, 91, 92

Murphy, Brian..... 1965, 66, 67  
Murray, Pete..... 2001  
Myers, Derrick..... 1991  
Myrick, Maurice..... 1982, 83, 84, 85

### N

Nemergut, Ron..... 1971  
Nettles, Ronald..... 1948, 49, 50, 51  
Nichols, David..... 2019

### O

Obiagu, Ike..... 2018  
O'Donnell, Ben..... 2008  
Ojo, Michael..... 2013, 14, 2015, 17  
Oler, Jim..... 1953, 54, 55, 56  
Osteen, Billy..... 1948

### P



**Romone Penny**  
2004

Parker, William..... 1948  
Parks, Bobby..... 1978, 79, 80, 81  
Patton, Wayne..... 1955, 56  
Pavy, James..... 1948

Peacock, William..... 1961, 64, 65, 66  
Pence, Robert..... 1949, 50, 52, 53  
Penny, Romone..... 2004  
Perkins, Zach..... 1973, 74, 75, 76  
Peterson, Jeff..... 2012  
Petty, Otto..... 1971, 72, 73  
Phillips, William..... 1966  
Phillip, Raphael..... 1982, 83  
Pickett, Tim..... 2003, 04  
Pierre, Gibson..... 1999  
**Polite, Anthony**..... 2019  
Polite, Michael..... 1988, 90, 91  
Portuondo, Rafael..... 2011, 12, 13



**Andrew Rutledge**  
2010, 11

Prieto, Harrison..... 2018, 19

### Q

Quinn, Irv..... 1951, 52

### R

Reeves, Dale..... 1963  
Reid, Andre..... 1991, 92, 94, 95  
Reid, Ryan..... 2007, 08, 09  
Reynolds, Carl..... 1968, 69  
Rich, Jason..... 2005, 06, 07, 08  
Richardson, Anthony..... 2002, 03, 04, 05  
Richardson, Jimtom..... 1953  
Richter, John..... 1959, 60  
Ricketts, Dale..... 1961, 62, 63  
Robinson, Maurice..... 1993, 94  
Rogers, Peter..... 1963, 64  
Rolle, Elvis..... 1980, 81  
Romero, Diego..... 2005, 06  
Ross, David..... 1967, 68  
Royals, Reggie..... 1971, 72, 73  
Rutledge, Andrew..... 2010, 11

### S

Salters, Jessie..... 1991  
Samuel, Greg..... 1971, 72  
Savage, Jim..... 1958, 59, 60  
Savoy, P.J..... 2017, 18, 19  
Saxton, Michael..... 2015, 16  
Schull, Gary..... 1964, 65, 66  
Scott, Bud..... 1951  
Shabazz, Karim..... 1998



**Bob Sura**  
1992, 93, 94, 95

Shaffer, David..... 1986  
Shaffer, Dean..... 1984, 85  
Shannon, Terrance..... 2010, 11, 12, 13  
Shepherd, Scott..... 1993, 94, 95, 96  
Shirley, Jerry..... 1963, 64, 65  
Simmons, James..... 1974, 75  
Simmons, Oliver..... 1998, 99, 00  
Singleton, Chris..... 2009, 10, 11  
Smalls, Wayne..... 1974, 75, 76, 77  
Smith, James..... 1976, 77, 78  
Smith, Jarquez..... 2014, 15, 16, 17  
Smith, Jerry..... 1960, 61  
Snaer, Michael..... 2010, 11, 12, 13  
Soto, Josue..... 2007  
Space, Antwan..... 2012  
Sparks, Gentry..... 1996



**Kiel Turpin**  
2013, 15

Speights, David..... 1982, 83, 84, 85  
Stewart, Darrel..... 1966, 67, 68  
Stitt, Cyril..... 1973, 74, 75  
Strom, Larry..... 1957, 58  
Summers, Steve..... 1967  
Sura, Bob..... 1992, 93, 94, 95  
Swain, Ray..... 1960, 61, 62  
Swann, Isaiah..... 2005, 06, 07, 08

### T

Thomas, Aaron..... 2013, 14  
Thomas, Irving..... 1989, 90  
Thompson, David..... 1976, 77, 78  
Thompson, Kerry..... 1997, 98  
Thompson, Ronald..... 1998, 99  
Thornton, Al..... 2004, 05, 06, 07  
Tinsley, Charlie..... 1959  
Tookes, Pernell..... 1979, 80, 81  
Towey, Jim..... 1974, 75, 76, 77  
Trammell, Jeffrey..... 1976  
Traubach, Dick..... 1950, 51  
Tucker, Rodney..... 2000  
Turpin, Kiel..... 2013, 2015  
Twomey, Fred..... 1955, 56, 57

### V



**Adam Waleskowski**  
2002, 03, 04, 05

Vassell, Devin..... 2019  
Vetica, Dave..... 1977  
Vaughn, Julian..... 2008



## LETTERMAN CLUB / AWARD WINNERS

(Year indicates finish of season; i.e., 1996-97 is listed as 1997.)

### BASKETBALL LETTERMAN CLUB

**W**  
 Wafer, Von .....2004, 05  
 Waits, Robert.....1957  
 Walker, CJ .....2017, 18  
**Walker, M.J.**.....2018, 19  
 Waleskowski, Adam.....2002, 03, 04, 05



**AJ Yawn**  
2010, 11

Wallace, Jim .....1964  
 Ward, Bob.....1956, 57  
 Ward, Charlie.....1991, 92, 93, 94  
 Warren, Larry.....1974, 75, 76  
 Watkins, Dayshawn.....2015  
 Watson, Ronald.....1982, 83, 84  
 Weigle, Bill.....1949, 50  
 Wells, Byron.....1989, 90, 92, 93  
 Wenke, Ham.....1952, 53, 54, 55  
 Westhafer, Jerry.....1952, 53, 54  
 Westhafer, Joe.....1958  
 Whisnant, Terry.....2012, 13  
 White, David.....1988, 89, 90, 91  
 White, Marquez.....2014  
 White, Okaro.....2011, 12, 13, 14  
 Whitehead, Bud.....1960  
 Whitmer, Bob.....1951, 52  
 Wiggins, Mitchell.....1982, 83  
 Wightman, Will.....2003  
 Wilkes, Scott.....1982, 83  
**Wilkes, Wyatt**.....2018, 19  
 William, Tony.....1982, 83, 84  
 Williams, Bob.....1956, 57  
 Williams, Ernie.....1948

Williams, Joseph.....1957, 58, 59  
 Williams, Willie.....1969, 70  
 Wilson, Andrew.....2001, 04, 05, 06  
 Winter, Ross.....1963, 64  
 Wold, Gary.....1953, 54, 55, 56  
 Woodard, Wayne.....1975  
 Wooden, Tim.....1995, 96  
 Woodward, Fred.....1959, 60  
 Wright, William.....1972

Wursbach, Ed.....1955, 56  
 Wyman, Jr., Orlando.....1948, 49, 50, 51

**Y**  
 Yawn, AJ.....2010, 11  
 Young, Ed.....1980, 81  
 Young, Skip.....1969, 70, 71

**Z**  
 Zitani, Matt.....2006, 07, 08



**Will Wightman**  
2003

### FLORIDA STATE AWARD WINNERS

#### All-ACC Selections

1991-92 Sam Cassell (2nd Team)  
 Douglas Edwards (2nd)  
 1992-93 Sam Cassell (2nd Team)  
 Douglas Edwards (2nd)  
 Bob Sura (2nd Team)  
 1993-94 Bob Sura (1st Team)  
 1994-95 James Collins (3rd Team)  
 Bob Sura (2nd Team)  
 1995-96 James Collins (3rd Team)  
 1996-97 James Collins (2nd Team)  
 1998-99 Ron Hale (3rd Team)  
 1999-00 Damous Anderson (3rd)  
 Ron Hale (3rd Team)  
 2001-02 Delvon Arrington (HM)  
 Monte Cummings (HM)  
 2002-03 Tim Pickett (2nd Team)  
 2003-04 Tim Pickett (1st Team)  
 2005-06 Al Thornton (2nd Team)  
 Alexander Johnson (HM)  
 2006-07 Al Thornton (1st Team)  
 2007-08 Toney Douglas (3rd Team)  
 2008-09 Toney Douglas (1st Team)  
 2009-10 Solomon Alabi (3rd Team)  
 Chris Singleton (3rd Team)  
 2010-11 Chris Singleton (3rd Team)  
 2011-12 Michael Snaer (2nd Team)  
 Bernard James (HM)  
 2012-13 Michael Snaer (3rd Team)  
 2013-14 Ian Miller (HM)\*  
 Aaron Thomas (HM)\*\*  
 Xavier Rathan-Mayes (HM) \*\*  
 2015-16 Malik Beasley (HM) \*  
 2016-17 Dwayne Bacon (2nd Team) \*\*  
 2017-18 Terance Mann (HM) \*\*  
 2018-19 Mfiondu Kabengele (HM)  
 Terance Mann (HM)

#### ACC Defensive Player of the Year

2008-09 Toney Douglas  
 2009-10 Chris Singleton  
 2010-11 Chris Singleton (Coaches)

#### All-ACC Defensive Team

2003-04 Tim Pickett  
 2007-08 Toney Douglas  
 2008-09 Toney Douglas  
 Solomon Alabi  
 2009-10 Solomon Alabi  
 Chris Singleton  
 2010-11 Chris Singleton  
 2011-12 Michael Snaer  
 Bernard James

2012-13 Michael Snaer  
 2013-14 Okaro White \*  
 2016-17 Xavier Rathan-Mayes

#### ACC All-Rookie Team

1994-95 Corey Louis  
 2000-01 Michael Joiner  
 2001-02 Anthony Richardson (HM)  
 2003-04 Alexander Johnson  
 2008-09 Solomon Alabi  
 2009-10 Michael Snaer  
 2014-15 Xavier Rathan-Mayes  
 2015-16 Dwayne Bacon \*\*  
 Malik Beasley \*\*\*  
 2016-17 Jonathan Isaac \*\*

#### ACC Sixth Man of the Year

2018-19 Mfiondu Kabengele

#### ACC Tournament MVP

2011-12 Michael Snaer

#### All-ACC Tournament

1991-92 Charlie Ward (2nd Team)  
 2008-09 Toney Douglas (1st Team)  
 Solomon Alabi (2nd Team)  
 2011-12 Michael Snaer (1st Team)  
 Luke Loucks (1st Team)  
 Bernard James (2nd Team)  
 2018-19 Mfiondu Kabengele (1st Team)  
 Terance Mann (2nd Team)

#### ACC Player of the Week

1991-92 Sam Cassell  
 1992-93 Sam Cassell  
 Bob Sura  
 1993-94 Bob Sura  
 1994-95 Bob Sura  
 1996-97 James Collins (2)  
 1997-98 LaMarr Greer  
 1999-00 Damous Anderson  
 2001-02 Monte Cummings  
 2002-03 Tim Pickett  
 2003-04 Tim Pickett (2)  
 2005-06 Al Thornton (2)  
 2006-07 Al Thornton  
 2007-08 Toney Douglas  
 2008-09 Toney Douglas (2)  
 2010-11 Chris Singleton (2)  
 2011-12 Bernard James  
 Deividas Dulkys  
 2011-12 Michael Snaer  
 2012-13 Michael Snaer

2013-14 Aaron Thomas  
 2016-17 Dwayne Bacon

#### ACC Rookie of the Week

1991-92 Bob Sura (Three Times)  
 1992-93 Derrick Carroll  
 Maurice Robinson  
 1993-94 James Collins  
 1994-95 Corey Louis  
 2000-01 Michael Joiner (3)  
 2001-02 Anthony Richardson  
 2002-03 Todd Galloway  
 2003-04 Von Wafer (2)  
 2008-09 Solomon Alabi (2)  
 Chris Singleton  
 Michael Snaer  
 2012-13 Aaron Thomas  
 2014-15 Xavier Rathan-Mayes (2)  
 2015-16 Dwayne Bacon (5)  
 Malik Beasley (3)  
 2016-17 Jonathan Isaac (2)

#### ACC Coach of the Year

2008-09 Leonard Hamilton  
 2011-12 Leonard Hamilton

#### All-NCAA Tournament

2017-18 Phil Cofer (All-West Region)  
 2017-18 Terance Mann (All-West Region)  
 2018-19 Trent Forrest (All-West Region)

#### Anthony J. McKelvin Award -

#### ACC Athlete of the Year

1993 Charlie Ward  
 1994 Charlie Ward

#### Metro Conference

**Player of the Year**  
 1988-89 George McCloud

#### Metro Conference

**Newcomer of the Year**  
 1983-84 Alton Lee Gipson

#### Metro Conference

**Coach of the Year**  
 1977-78 Hugh Durham

#### All-Metro Conference

**Selections**  
 1976-77 David Thompson (2nd)  
 1977-78 Harry Davis (1st Team)  
 1977-78 Mickey Dillard (2nd Team)

1978-79 Murray Brown (1st Team)  
 Tony Jackson (2nd Team)  
 1979-80 Murray Brown (1st Team)  
 Mickey Dillard (1st Team)  
 1980-81 Mickey Dillard (2nd Team)  
 Elvis Rolle (2nd Team)  
 1981-82 Mitchell Wiggins (1st Team)  
 1982-83 Mitchell Wiggins (1st Team)  
 1983-84 Alton Lee Gipson (1st)  
 1984-85 Randy Allen (2nd Team)  
 Alton Lee Gipson (2nd)  
 1985-86 Randy Allen (2nd Team)  
 1986-87 Pee Wee Barber (1st Team)  
 1987-88 George McCloud (1st Team)  
 1988-89 George McCloud (1st Team)

#### All-Metro Conference

#### Freshman Team

1981-82 David Speights  
 1983-84 Randy Allen  
 1987-88 Michael Polite  
 All-Metro Conference

#### Metro Conference

#### All-Tournament Team

1977-78 Eugene Harris  
 1978-79 Murray Brown  
 1979-80 Elvis Rolle  
 1983-84 Alton Lee Gipson  
 1984-85 Alton Lee Gipson  
 Dean Shaffer  
 1985-86 Pee Wee Barber  
 1987-88 George McCloud  
 1988-89 George McCloud

#### Metro Conference Tournament

**Outstanding Player**  
 1984-85 Dean Shaffer

\* Denotes ACC Coaches Selection

\*\* Denotes ACSMA Selection

(Coaches All-ACC Team began in 2014)

## FSU ALL-AMERICANS



### DAVE COWENS

- ALL-AMERICA 1970
- 6-9, CENTER
- HOMETOWN: NEWPORT, KY.
- PLAYED: 1968-70

All-America Second-Team by Converse in 1970 ... considered to be the greatest player in school history ... averaged a career double-double of 18.9 points and 17.2 rebounds during his 78-game career as a member of the Florida State varsity team from 1968-70 ... led Florida State to its first-ever NCAA Tournament appearance during the 1968 season ... the Seminoles had a 19-8 record in 1968 ... owns most Seminole rebounding records including rebounds in a season (456 in 1968) and rebounds in a career (1,340) ... 31 rebounds against Louisiana State on Dec. 16, 1967 is the second-highest single-game total in school history ... 20 or more rebounds a school-record six times during his career ... is one of only two players in school history to have recorded more than 1,000 career rebounds ... eighth in school history with 582 career field goals made ... 10th in school history with 315 career free throws made ... was the fourth overall selection in the first round of the 1970 NBA Draft by Red Auerbach and the Boston Celtics ... averaged 17 points and 15 rebounds as a rookie and earned NBA Rookie of the Year honors ... in 1973, he was named the All-Star and league Most Valuable Player ... played in seven NBA all-star games during his career ... helped lead the Celtics to the NBA world championship in both 1974 and 1976 ... inducted into the NBA Hall of Fame in 1991 and soon after was named as one of the NBA's greatest 50 players ... as the head coach of the Charlotte Hornets in 1997 and 1998, he led them into the playoffs and won 60 percent of his games during those two seasons.



### RON KING

- ALL-AMERICA 1972
- 6-4, FORWARD
- HOMETOWN: LOUISVILLE, KY.
- PLAYED: 1971-73

All-America Third-Team by The Sporting News in 1972 ... ranks 19th in school history in scoring with 1,252 points ... named Most Valuable Player of the Mid-east Regional as he led Florida State to the 1972 National Championship game ... holds two of the school's top 12 single-season scoring marks ... 589 points in 1971 is the ninth highest single season total while 573 points in 1972 is the 13th highest ... scored 46 points against Georgia Southern on Feb. 11, 1971 ... made a single-game school-record 21 field goals in setting the school record for points in a single game ... is tied for fourth in school history with a 19.6 career points per game average ... is No. 5 on the Florida State career scoring average list with a 22.7 mark during the 1971 season ... led the Seminoles with a 22.7 points per game scoring average during the 1970-71 season ... led the team in scoring with a 17.9 points per game scoring average during the 1971-72 season ... also led the team from the free-throw line during his junior season with a 74.1 percent mark ... helped lead the Seminoles to the in-season tournament championships of the Civitan Classic, the Far West Classic and the Senior Bowl tournament during the 1971-72 season ... Florida State won a school-record 27 games in 1972 as they advanced to the NCAA Championship game and King earned All-America honors ... Florida State fell, 81-76, to John Wooden and UCLA at Pauley Pavilion in the 1972 NCAA Championship game ... was a fourth-round selection of the Golden State Warriors in 1973 and played for the Kentucky Colonels during the 1973-74 season.



### AL THORNTON

- ALL-AMERICA 2007
- 6-8, FORWARD
- HOMETOWN: PERRY, GA.
- PLAYED: 2003-07

All-America Third-Team by the Associated Press ... an All-ACC First-Team selection and voted as the ACC Player of the Year runner-up ... enjoyed one of the top senior years in school and ACC history in 2006-07 ... first player in school history to earn mention on first, second or third team All-America teams by the Associated Press and first Seminole since the 1988-89 season to earn All-America honors of third-team or better ... unanimous selection to the All-ACC First-Team, only the third Seminole (Bob Sura in 1993-94, Tim Pickett in 2003-04) to be named to the All-ACC First-Team ... named to the All-ACC Tournament Second-Team and 2006 Colonial Classic All-Tournament team ... Most Valuable Player of the 2006 Colonial Classic ... finalist for the Wooden, Naismith and Rupp Awards as the nation's best collegiate player ... earned All-America honors from Sports Illustrated (Second-Team), Rivals.com (Second-Team) and CollegeHoops.net (Third-Team) ... set multiple career school records: ranked seventh with 1,521 points, third with a .438 career 3-point field goal percentage, sixth with 366 career free throws made, 12th with 546 career field goals made, 13th with 74 blocked shots, 17th with 641 rebounds, tied for 17th with 16 double/doubles, 20th with a .528 career field goal shooting percentage, 23rd with 103 career steals, 25th with 63 career 3-point field goals made and second with 124 games played ... only ACC player during the 2006-07 season to rank in the top 10 in scoring (first, 19.7 ppg), field goal percentage (fifth, .530), free throw percentage (seventh, .790), rebounding (eighth, 7.2 rpg), blocked shots (eighth, 1.1 bpg) and steals (10th, 1.5 spg).



### TONEY DOUGLAS

- ALL-AMERICA 2009
- 6-2, GUARD
- HOMETOWN: JONESBORO, GA.
- PLAYED: 2007-09

All-America Third Team by the Associated Press and All-America Third Team by the Sporting News as he enjoyed one of the top seasons by any individual player at Florida State in the history of the program during the 2008-09 season ... All-America Third Team by CollegeHoops.net ... an All-ACC First Team selection, the ACC Defensive Player of the Year, the ACC Player of the Year runner-up, named to the All-ACC Tournament First Team and a two-time ACC Player of the Week as a senior as he led Florida State to the NCAA Tournament for the first time since 1998 and into the ACC Championship game for the first time in school history ... also an All-America First-Team selection by Rivals.com, named to the All-America Defensive Team by Fox Sports and an All-District First Team selection by the National Association of Basketball Coaches ... finalist for the Bob Cousy Award as the nation's top point guard ... the undisputed leader of Florida State's 2008-09 team ... Florida State finished his senior season with a 25-10 record (tied for the second most over wins in school history) and a 10-6 record in ACC play (the third most wins in ACC play in school history) ... under Douglas's leadership Florida State ranked No. 16 in the final Associated Press poll and No. 22 in the final ESPN/USA Today poll for the 2008-09 season ... marked the Seminoles' first appearance in the final AP and ESPN/USA Today polls since the end of the 1992-93 season ... with Douglas at the helm of Florida State's ship, the Seminoles were ranked as high as No. 16 in both polls during the regular season and were included in each of the final three polls of the regular season and in four polls during the season ... led the ACC in scoring with a career-high 21.5 points per game average and the top scorer in the league with a single-season school record 751 points in 2009 ... also led the ACC in conference games only scoring with a 23.1 points per game scoring average and 369 total points.

1953	Ham Wernke	Helms Foundation (NAIA)	1972	Ron King	Helms Foundation (First Team), The Sporting News (Third Team)	2004	Alexander Johnson	Rivals.com (Freshman-HM)
1954	Ham Wernke	Helms Foundation (NAIA)					Tim Pickett	Associated Press (HM)
1955	Ham Wernke	Helms Foundation (NAIA)					Al Thornton	Associated Press (Third Team)
	Jim Oler	Converse(HM)	1982	Mitchell Wiggins	Associated Press (HM)	2007	Toney Douglas	Associated Press (Third Team)
1959	Hugh Durham	Helms Foundation (HM), UPI (HM)	1983	Mitchell Wiggins	Associated Press (HM)		Solomon Alabi	Hoopscoop.net
1960	Dave Fedor	Helms Foundation (HM)	1984	Alton Lee Gipson	Associated Press (HM)		Chris Singleton	Freshman-HM
1961	Dave Fedor	Helms Foundation (HM), Associated Press (HM), UPI (HM)	1985	Randy Allen	The Sporting News (HM)	2009	Dwayne Bacon	Fresmnan
1962	Dave Fedor	UPI (HM)	1989	George McCloud	Associated Press (Third Team), NABC (Third Team)	2016	Malik Beasley	Freshman
1970	Dave Cowens	Converse (Second Team), The Sporting News (Second Team)	1994	Bob Sura	Associated Press (HM), The Sporting News (HM)	2017	Jonathan Isaac	Freshman
1971	Ron King	Associated Press (HM)	1995	Bob Sura	Associated Press (HM)			
			1997	James Collins	Basketball Times (HM)			
			2001	Michael Joiner	College Hoops Insider (Freshman-HM)			



## ALL-TIME UNIFORM NUMBERS



Randall Jackson is one of 15 players in school history wear uniform No. 14 during his Seminole career.

**00**  
 1985..... Jeff Davis  
 1995-96 ..... Tim Wooden

**0**  
 2009-11..... Pierre Jordan  
 2015-19 ..... Phil Cofer

**1**  
 2001-04 ..... Michael Joiner  
 2009-12 ..... Xavier Gibson  
 2013-16 ..... Devon Bookert  
 2017..... Jonathan Isaac  
 2019-Pr..... RaiQuan Gray

**2**  
 1993..... Scoot Shepherd  
 2003..... Marcell Haywood  
 2004..... Emanuel Gordon  
 2004-05 ..... Antonio Griffin  
 2008-10 ..... Jordan DeMercy  
 2011..... AJ Yawn  
 2013..... Terrance Shannon

2014..... Marquez White  
 2017-18 ..... CJ Walker  
 2020-Pr..... Anthony Polite

**3**  
 1948..... Orlando Wyman  
 1949..... Ted Hewitt  
 1966-67 ..... Don Biggs  
 1968..... Ian Morrison  
 1969-70 ..... Randy Cable  
 1971-72 ..... Greg Samuel  
 1973-74 ..... David Brownyard  
 1976..... Herbie Allen  
 1981..... Steve Dillard  
 1984-85 ..... Joe Farrar  
 1985..... Craig Mateer  
 1992-95 ..... Bob Sura  
 1998-99 ..... Karim Shabazz  
 2001-02 ..... J.D. Bracy  
 2003..... Emanuel Gordon  
 2004-08 ..... Isaiah Swann  
 2009-12 ..... Luke Loucks  
 2016..... Benji Bell  
 2017-Pr..... Trent Forrest

**4**  
 1949..... Ronald Nettles  
 1964-66 ..... Gary Schull  
 1967..... Jim Geller  
 1985-86 ..... Thomas Mabry  
 1991-94 ..... Chuck Graham  
 1999-02 ..... Antwuan Dixon  
 2003-06 ..... Todd Galloway  
 2009-12 ..... Deividas Dulkys  
 2015..... Dayshawn Watkins  
 2016-17 ..... Dwayne Bacon

**5**  
 1949..... Orlando Wyman  
 1964-66 ..... Bill Phillips  
 1967..... Steve Summers  
 1990-91 ..... Malcolm Nicholas  
 1993..... Ray Donald  
 1994-96 ..... Scott Shepherd  
 1999-01 ..... Adrian Crawford  
 2002..... Adrian McPherson  
 2007..... Josue Soto  
 2008..... Ben O'Donnell  
 2011-12..... Bernard James  
 2013..... Montay Brandon  
 2014-15 ..... Jarquez Smith  
 2016..... Malik Bealsey  
 2017-19 ..... PJ Savoy

**6**  
 1948..... Jim Pavy  
 1949..... Bob Pence

**7**  
 1949..... Lee Benjamin

**9**  
 1949..... Bill Falzone

**10**  
 1949..... Tom McLaughlin  
 1952-55 ..... Ham Wernke  
 1966..... Jim Lyttle  
 1967-69 ..... Jeff Hogan  
 1970-72 ..... Ron Harris  
 1973-74 ..... Dennis Burke  
 1975..... Mark Gilbert  
 1976-78 ..... David Thompson  
 1979-81 ..... Rodney Arnold  
 1990-91 ..... Chad Copeland  
 1992-93 ..... Sam Cassell  
 1999-02 ..... Delvon Arrington  
 2003-04 ..... Nate Johnson  
 2004-08 ..... Ralph Mims  
 2011-14 ..... Okaro White

**11**  
 1948..... Sheldon Hillaman  
 1949..... Calvin Collins  
 1951..... Irv Quinn  
 1953..... H.B. Marcum  
 1954, 56 ..... Dick Artmeier  
 1960-62 ..... Jack Davis  
 1963-65 ..... Pete Gonzalez  
 1971-73 ..... Otto Petty  
 1974-77 ..... Carlton Byrd  
 1978-81 ..... Bobby Parks  
 1982-84 ..... Ronnie Watson  
 1988..... Derrick Mitchell  
 1989..... Lorenzo Hands  
 1989..... Derrick Mitchell  
 1990-93 ..... Lorenzo Hands  
 1994..... Andre Cooper  
 1995-96 ..... Avery Curry  
 2000-01 ..... Rodney Tucker  
 2005-07 ..... Jerel Allen  
 2013, 2015 ..... Kiel Turpin  
 2017-18 ..... Braian Angola-Rodas  
 2019..... David Nichols

**12**  
 1950..... Bill Weigle  
 1953..... Rick Benson  
 1954..... Tom Burst  
 1964-66 ..... Jim Wallace  
 1967-68 ..... Dave Ross  
 1969-70 ..... Ken Macklin  
 1971..... Charlie Green  
 1972..... Jim Calkin  
 1973-75 ..... Cyril Stitt  
 1977..... Mike Kundid  
 1978..... Jerry Cox  
 1980-81 ..... Ed Young  
 1981..... Ed Young  
 1987-90 ..... Joey Barnes  
 1991-94 ..... Charlie Ward  
 1997-98 ..... Kerry Thompson  
 1999-00 ..... Matt Chlebek  
 2001-02 ..... Ryan Lowery  
 2004-07 ..... Al Thornton  
 2012..... Jeff Peterson  
 2018..... Ike Obiagu

**13**  
 1949..... Jim Pavy  
 1951..... Bob Whitmer  
 1953..... Gary Wold  
 1955..... Bobby Waites  
 1957-58 ..... Larry Storm  
 1961-63 ..... Charlie Long  
 1968-70 ..... Dave Cowens  
 1973-76 ..... Greg Grady  
 2018-19 ..... Anthony Polite

**14**  
 1949..... George Folliard  
 1953..... George Kallish  
 1955..... Darryll Mahoney  
 1964-66 ..... Bill Peacock  
 1967..... Lenny Hall  
 1968..... Tom Porter  
 1969-71 ..... Skip Young  
 1974..... Ken Austin  
 1976-79 ..... Hank Mann  
 1982-83 ..... Booney Crawford  
 1985-87 ..... LaRae Davis  
 1988-89 ..... Brad Johnson  
 1996-98 ..... Randall Jackson  
 2013-14 ..... Robert Gilchrist  
 2016-19 ..... Terance Mann

**15**  
 1949..... Art Adams  
 1950..... George Edmiston  
 1955..... Rick Benson  
 1962-64 ..... Dale Reeves  
 1968-69 ..... Dale Kay  
 1971..... Mike Rhaney  
 1972..... John Amick  
 1973..... Artie Fryer  
 1974..... Ansley Abraham  
 1975..... Mark Brodie  
 1976..... Alvin Holder  
 1982..... Cedrick Andrews  
 1988-90 ..... Blake Miles  
 1994..... Nick Bryant  
 1995-98 ..... Kyle Mulligan  
 1999-00 ..... Damos Anderson  
 2001..... Pete Murray  
 2002-03 ..... Trevor Harvey  
 2006-07 ..... Casaan Breedon  
 2010-12 ..... Terrance Shannon  
 2013-16 ..... Boris Bojanovsky  
 2018-Pr..... Justin Lindner

**16**  
 1949..... Bob McKay

**17**  
 1949..... Dick Kendall

## ALL-TIME UNIFORM NUMBERS

### 20

1968.....	Bob DePathy
1970-71.....	Roy Glover
1975.....	Bob Chassee
1977.....	Dave Vetica
1979-82.....	James Bozeman
1986-87.....	Pee Wee Barber
1988-91.....	Aubry Boyd
1995-98.....	LaMarr Greer
1999-00.....	Chris Hull
2001-06.....	Andrew Wilson
2011-13.....	Rafael Portuondo
2018-Pr.....	Travis Light

### 21

1955.....	Bob Williams
1958.....	Jim Liteky
1960-61.....	Bill Cotton
1962-64.....	Bobby Ek
1965-67.....	Dick Danford
1968-70.....	Carl Reynolds
1972-73.....	Larry Gay
1975.....	Ansley Abraham
1976.....	Mark Kabboord
1981-84.....	Scott Wilkes
1986-89.....	George McCloud
1991.....	Jesse Salters
1993-95.....	Derrick Carroll
1997-00.....	Ron Hale
2001-02.....	Nate Moran
2003-04.....	Benson Callier
2004-06.....	Jason Rich
2008.....	Julian Vaughn
2008-09.....	Brian Hoff
2010-13.....	Michael Snaer
2016-19.....	Christ Koumadje

### 22

1953.....	Jim Oler
1955.....	Dick Artmeier
1968.....	Darrel Stewart
1969-71.....	John Burt
1972-74.....	Otis Cole
1975.....	Bruce Boyd
1977-81.....	Mickey Dillard
1982-83.....	Mitchell Wiggins
1986.....	David Shaffer
1987-89.....	Tharon Mayes
1991.....	Derrick Myers
1997-98.....	Devonaire Deas
2002-04.....	Tim Pickett
2005.....	Von Wafer
2009-11.....	Derwin Kitchen
2015-17.....	Xavier Rathan-Mayes

### 23

1956.....	Jim Oler
1960-62.....	Rufus Ashworth
1963-64.....	Pete Rogers
1965-66.....	Ron Malmen
1968.....	Tim Barrow
1970-72.....	Rowland Garrett
1973-76.....	Zach Perkins
1977-80.....	Tony Jackson
1982-84.....	Tony William
1985-88.....	Jerome Fitchett
1989-92.....	Ron Miller
1994-97.....	James Collins
2001-02.....	Marcel Haywood
2004-05.....	Von Wafer
2007-09.....	Toney Douglas
2016-17.....	Jarquez Smith
2018-Pr.....	M.J. Walker

### 24

1976-78.....	Jim Smith
1979-81.....	Greg Collinsworth
1982-85.....	Maurice Myrick
1986.....	Craig Mateer
1988-89.....	Tony Dawson
1996-97.....	Gentry Sparks
1998-99.....	Terrell Baker

2003.....	Will Wightman
2004.....	Romone Penny
2005.....	Ben Engstrom
2008.....	Jordan Bolton
2010-11.....	Andrew Rutledge
2012.....	Antwan Space
2015.....	Robbie Berwick
2019-Pr.....	Devin Vassell

### 25

1951.....	Bob Hartman
1953.....	Tom Dellahan
1955.....	Wayne Patton
1957-59.....	Hugh Durham
1960-62.....	Tim Edney
1963-64.....	Ross Winter
1965-67.....	Brian Murphy
1970.....	Jim Gosnik
1971-73.....	Reggie Royals
1975.....	Jim Smith
1983-85.....	Granville Arnold
2004-06.....	Diego Romero
2007-08.....	Jason Rich
2013-15.....	Aaron Thomas
2018-19.....	Mfondu Kabengele

### 30

1965-66.....	John Bloodworth
1967.....	Ian Morrison
1968.....	Lary Moore
1970-71.....	Dave Macomber
1972.....	Artie Fryer
1974-75.....	John Harrison
1979-80.....	Ed Chatman
1983-84.....	Vince Martello
1985.....	Terry Martin
1988-90.....	Irv Thomas
1994-96.....	Jay Nasworthy
1998-99.....	Gibson Pierre
2001-02.....	Monte Cummings
2003.....	Nate Moran
2004.....	Orenn Fells
2010-11.....	A.J. Yawn
2011-14.....	Ian Miller
2020-Pr.....	Harrison Prieto

### 31

1961-63.....	Dale Ricketts
1974-75.....	James Simmons
1985-87.....	Tony Carter
1988-91.....	David White
1992.....	Ray Donald
1994.....	Stephen Gruhl
1997-99.....	Ronald Thompson
2005-08.....	Brian Hoff
2009-11.....	Chris Singleton
2012-13.....	Terry Whisnant
2015-16.....	Michael Saxton
2018-Pr.....	Wyatt Wilkes

### 32

1955-56.....	Bob Ward
1965-66.....	Charles Fairchild
1967.....	Russ Forkey
1968.....	Dick Danford
1969-70.....	Willie Williams
1971.....	Larry Gay
1972.....	Bill Wright
1973.....	Benny Clyde
1974-78.....	Eugene Harris
1981.....	Scott Matchett
1981-84.....	Michael Johnson
1990-93.....	Doug Edwards
1994-97.....	Kirk Luchman
1999-00.....	Emanuel Mathis
2003.....	Orenn Fells
2004-06.....	Alexander Johnson
2008-10.....	Solomon Alabi
2014-16.....	Montay Brandon

### 33

1950.....	Ted Hewitt
1951.....	Bud Marsee

1953.....	Dick Artmeier
1955.....	Ed Wursbach
1960-62.....	Ray Swain
1963-64.....	Cal Huge
1968-69.....	Jan Gies
1971-73.....	Ron King
1975-76.....	Mike Kundid
1977-81.....	Donnie Kuhl
1981-84.....	Bobby Miles
1989-92.....	Byron Wells
1996.....	Kelvin McClendon
2001-04.....	Mike Mathews
2007-08.....	Matt Zitani
2010-13.....	Joey Moreau
2018-Pr.....	Will Miles

### 34

1950-51.....	Tom McLaughlin
1953.....	Jimtom Richardson
1955.....	Tom Garcia
1966-67.....	Darrel Stewart
1968.....	Randy Cable
1974-77.....	Wayne Smalls
1978-80.....	Murray Brown
1986-89.....	Tat Hunter
1990-93.....	Rodney Dobard
1997.....	Tommy Polley
2000-02.....	Nigel Dixon

### 35


1950.....	Dick Kendall
1951.....	Bud Scott
1953.....	Tom Burst
1955.....	Don Alford
1960-61.....	Jerry Smith
1963-65.....	Bobby Lovell
1970.....	Jan Gies
1975-76.....	Wayne Woodward
1979-80.....	Jerry Cox
1981-82.....	Oren Gilmore
2013-14.....	Joell Hopkins
2018-19.....	Harrison Prieto

### 40

1974-76.....	Larry Warren
1984-87.....	Randy Allen
2014-15, 17-18.....	Brandon Allen

### 41

1961.....	Clyde Eads
1962-64.....	Wally Dale



Dean Shaffer helped lead Florida State to the NIT team and averaged 10.4 points per game in 1985.

1965-67.....	Bill Glenn
1995-98.....	Geoff Brower
2006-09.....	Uche Echefu

### 42

1977-78.....	Harry Davis
1979-81.....	Elvis Rolle
1983.....	Reggie Meadows
1985-87.....	Raleigh Choice
1999-00.....	Justin Mott
2007-10.....	Ryan Reid

### 43

1955.....	Fred Twomey
1960-62.....	Dave Fedor
1963-65.....	Jerry Shirley
1977-81.....	Kris Anderson
1985.....	David Schaffer
1987-88.....	Jon Fedor
1992-93.....	Stephen Gruhl

### 44

1950-51.....	Ronald Nettles
1953.....	Duane Gordon
1955.....	Gary Wold
1968.....	Don Biggs
1970-71.....	Vernell Eltzy
1972-74.....	Lawrence McCray
1976.....	Harry Davis
1982.....	Jeff Coleman
1984-85.....	Dean Shaffer
1991-95.....	Andre Reid
2002.....	Adam Krieg

### 45

1950-51.....	Larry Dickson
1953.....	Jerry Westhafer
1961-63.....	Faurest Coogle
1964-66.....	Ken Leakey
1967.....	Rick Campbell
1988-91.....	Michael Polite
1993-94.....	Maurice Robinson

### 50

1965-68.....	Ken Doyle
1968-69.....	Dave Macomber
1974.....	Archie Aldridge
1975.....	Harry Davis
1982-85.....	David Speights
1994.....	David Grabuloff
2000-02.....	David Anderson
2005-06.....	Matt Zitani
2011-12.....	Jon Kreft
2013-15, 17.....	Michael Ojo

### 51

1963.....	Bob Rose
1997-00.....	Oliver Simmons
2002-05.....	Adam Waleskowski

### 52

1995-98.....	Corey Louis
--------------	-------------

### 53

1963-64.....	Bob Gemming
--------------	-------------

### 54

1973.....	Otis Johnson
1974.....	Bob Chassee
1977.....	Murray Brown
1979-81.....	Pernell Tookes
1984-85.....	Alton Lee Gipson
1985.....	Tony Karasek
1987-88.....	David McPhee
1993-94.....	Johnathan Kerner
2002-05.....	Anthony Richardson

### 55

1950.....	Orlando Wyman
1963-64.....	Bill Giswold
1982-83.....	Raphael Philip
1986-87.....	Tony Karasek



## SEMINOLES IN THE PROS

### ALL-TIME DRAFT SELECTIONS

- 1962 Dave Fedor  
(3rd [25], Philadelphia)
- 1966 Gary Schull  
(7th [66], Cincinnati)
- 1970 Dave Cowens  
(1st [4], Boston)  
(3rd, Utah) ABA  
Willie Williams  
(3rd [38], Boston)  
Ken Macklin  
(15th, New York) ABA
- 1971 Skip Young  
(7th [111], Boston)  
(14th, New York) ABA  
Vernell Elzy  
(8th [132], Phoenix)
- 1972 Rowland Garrett  
(5th [77], Chicago)  
(7th, Memphis) ABA
- 1973 Ron King  
(4th [62], Golden State)  
(2nd [19], Kentucky) ABA  
Reggie Royals  
(5th [69], Philadelphia)  
(5th [43], New York) ABA
- 1974 Benny Claude  
(5th [89], Boston)  
Lawrence McCray  
(6th [100], New Orleans)
- 1978 Harry Davis  
(2nd [33], Cleveland)  
David Thompson  
(5th [90], Buffalo)
- 1980 Murray Brown  
(4th [77], Cleveland)  
Tony Jackson  
(4th [87], Los Angeles)
- 1981 Elvis Rolle  
(2nd [42], Los Angeles)  
Mickey Dillard  
(3rd [55], Cleveland)  
Kris Anderson  
(4th [90], Milwaukee)
- 1983 Mitchell Wiggins  
(1st [23], Indiana)
- 1984 Vince Martello  
(7th [150], Atlanta)  
Tony William  
(7th [159], Milwaukee)
- 1985 Dean Shaffer  
(5th [104], Washington)  
Alton Lee Gipson  
(7th [145], Sacramento)
- 1986 David Shaffer  
(4th [83], Portland)
- 1987 Pee Wee Barber  
(4th [86], Portland)
- 1988 Randy Allen  
(Free Agent, Sacramento)
- 1989 George McCloud  
(1st [7], Indiana)
- 1990 Tony Dawson  
(Free Agent, Sacramento)
- 1990 Irv Thomas  
(Free Agent, Los Angeles)
- 1991 Tharon Mayes  
(Free Agent, Philadelphia)

Mfiondu Kabengele  
(with Adam Silver)



Dave Cowens

### SEMINOLES AS PRO COACHES

Dave Cowens

NBA Co-Rookie of the Year, 1970  
NBA Most Valuable Player, 1972  
NBA Basketball Hall of Fame  
NBA All-Time Team

Year	Team	Record	Postseason
1978-79	Boston	27-41	None
1996-97	Charlotte	54-28	East First Round
1997-98	Charlotte	51-31	East Semifinals
1998-99	Charlotte	4-11	None
2000-01	Golden State	17-65	None
<b>Boston Totals</b>		<b>27-41</b>	<b>.397</b>
<b>Charlotte Totals</b>		<b>109-70</b>	<b>.609</b>
<b>Golden State Totals</b>		<b>17-65</b>	<b>.207</b>
<b>NBA Totals</b>		<b>153-176</b>	<b>.465</b>

Solomon Alabi



- 1993 Doug Edwards  
(1st [15], Atlanta)  
Sam Cassell  
(1st [24], Houston)
- 1994 Charlie Ward  
(1st [26], New York)  
Bob Sura  
(1st [17], Cleveland)
- 1997 James Collins  
(2nd [37], Philadelphia)
- 1998 Randell Jackson  
(Free Agent, Washington)
- 2004 Tim Pickett  
(2nd [44], New Orleans)
- 2005 Von Wafer  
(2nd [39], Los Angeles Lakers)
- 2006 Alexander Johnson  
(2nd [43], Indianapolis)
- 2007 Al Thornton  
(1st, [14], Los Angeles Clippers)
- 2009 Toney Douglas  
(1st, [29], Los Angeles Lakers)
- 2010 Solomon Alabi  
(2nd [50], Dallas Mavericks)  
Ryan Reid  
(2nd [57], Indiana Pacers)
- 2011 Chris Singleton (1st, [17]  
Washington Wizards)
- 2012 Bernard James  
(2nd, [33] Cleveland Cavaliers)
- 2016 Malik Beasley  
(1st, [19] Denver Nuggets)
- 2017 Jonathan Isaac  
(1st [6] Orlando Magic)  
Dwayne Bacon  
(2nd [40] New Orleans Pelicans)
- 2019 Mfiondu Kabengele  
(1st [28], New Jersey Nets)  
Terance Mann  
(2nd [47], Los Angeles Clippers)

Dwyane Bacon



Toney Douglas



Tim Pickett



Xavier Rathan-Mayes



Al Thornton



George McCloud



Von Wafer



Jonathan Isaac



Jonathan Isaac  
(with Adam Silver)



Charlie Ward



Malik Beasley



Chris Singleton





# FLORIDA STATE



**0**  
**RAYQUAN EVANS**

**GUARD**  
6-4 | 210 | JUNIOR  
BILLINGS, MT.  
NORTH IDAHO COLLEGE/BILLINGS SKYVIEW



**1**  
**RAIQUAN GRAY**

**FORWARD**  
6-8 | 260 | R. SOPHOMRE  
FT. LAUDERDALE, FL.  
DILLARD



**2**  
**ANTHONY POLITE**

**GUARD**  
6-6 | 215 | R. SOPHOMRE  
LUGANO, SWITZERLAND  
ST. ANDREW'S CHRISTIAN SCHOOL (FL).




**3**  
**TRENT FORREST**

**GUARD**  
6-4 | 215 | SENIOR  
CHIPLEY, FL.  
CHIPLEY



**4**  
**PATRICK WILLIAMS**

**FORWARD**  
6-8 | 225 | FRESHMAN  
CHARLOTTE, NC.  
WEST CHARLOTTE



**5**  
**BALSA KOPRIVICA**

**CENTER**  
7-1 | 260 | FRESHMAN  
BELGRADE, SERBIA  
MONTVERDE ACADEMY




**10**  
**MALIK OSBORNE**

**FORWARD**  
6-9 | 225 | SOPHOMORE  
MATTESON, IL.  
RICE UNIVERSITY/BOSCO INSTITUTE (IND).




**11**  
**NATHANAEL JACK**

**GUARD**  
6-5 | 195 | JUNIOR  
MISSISSAUGA, ONTARIO, CANADA  
EASTERN FLORIDA STATE J.C.




**12**  
**JUSTIN LINDER**

**GUARD**  
6-1 | 180 | R. JUNIOR  
MEMPHIS, TN.  
CHRISTIAN BROTHERS



**15**  
**DOMINIK OLEJNICZAK**

**CENTER**  
7-0 | 260 | GRADUATE  
TORUN, POLAND  
OLE MISS/DRAKE



**20**  
**TRAVIS LIGHT**

**GUARD**  
6-5 | 180 | R. JUNIOR  
VIENNA, VA.  
IMG ACADEMY




**23**  
**M.J. WALKER**

**GUARD**  
6-5 | 213 | JUNIOR  
RIVERDALE, GA.  
JONESBORO



**24**  
**DEVIN VASSELL**

**GUARD**  
6-7 | 194 | SOPHOMORE  
SUWANEE, GA.  
PEACHTREE RIDGE



**30**  
**HARRISON PRIETO**

**FORWARD**  
6-8 | 230 | R. JUNIOR  
MANDEVILLE, LA.  
ST. PAUL'S SCHOOL



**31**  
**WYATT WILKES**

**FORWARD**  
6-8 | 220 | R. SOPHOMORE  
ORLANDO, FL.  
WINTER PARK



**33**  
**WILL MILES**

**FORWARD**  
6-6 | 220 | R. JUNIOR  
ORLANDO, FL.  
TRINITY PREP



**44**  
**TY HANDS**

**FORWARD**  
6-5 | 180 | R. FRESHMAN  
WEST PALM BEACH, FL.  
PALM BEACH LAKES



**LEONARD HAMILTON**  
HEAD COACH



**STAN JONES**  
ASSOCIATE HEAD COACH



**CHARLTON YOUNG**  
ASSISTANT COACH



**STEVE SMITH**  
ASSISTANT COACH





10/22	BARRY UNIV (EXH)	-	-	01/08	WAKE FOREST	RSN	7:30 PM
11/01	COLOMBUS ST (EXH)	-	-	01/15	VIRGINIA	ESPN2/U	7:00 PM
11/06	PITTSBURGH	ESPNU	8:00 PM	01/18	MIAMI	ACCN	12:00 PM
11/10	FLORIDA	ESPN	1:00 PM	01/25	NOTRE DAME	ESPN/2/U/ACCN	12:00 PM
11/15	WESTERN CAROLINA	RSN	7:00 PM	01/28	VIRGINIA	ESPN/2/U	7:00 PM
11/20	CHATTANOOGA	RSN	6:30 PM	02/01	VIRGINIA TECH	RSN	4:00 PM
11/23	ST. FRANCIS	ACCN	2:00 PM	02/03	NORTH CAROLINA	ESPN	7:00 PM
11/25	CHICAGO STATE	-	7:00 PM	02/08	MIAMI	ACCN	12:00 PM
11/29	VCU	TBD	7:00 PM	02/10	DUKE	ESPN	7:00 PM
11/30	TENNESSEE	TBD	4/7:00 PM	02/15	SYRACUSE	ESPN/2/U	12:00 PM
12/03	INDIANA	TBD	9:00 PM	02/18	PITTSBURGH	ACCN	8:00 PM
12/08	CLEMSON	ACCN	2:00 PM	02/22	NC STATE	ESPN/2/U/ACCN	4:00 PM
12/17	NORTH FLORIDA	ACCN	8:30 PM	02/24	LOUISVILLE	ESPN	7:00 PM
12/21	USF	TBD	12:00 PM	02/29	CLEMSON	RSN	2:00 PM
12/28	NORTH ALABAMA	-	2:00 PM	03/04	NOTRE DAME	ESPN2/U	9:00 PM
12/31	GEORGIA TECH	ESPNU	12:00 PM	03/07	BOSTON COLLEGE	RSN	4:30 PM
01/04	LOUISVILLE	ESPN2/U	2:00 PM		HOME AWAY		