

FLORIDA STATE



2015-16 BASKETBALL

FLORIDA STATE



2015-16 NUMERICAL ROSTER

No.	Name	Pos.	Hgt.	Wgt.	Yr.	Hometown/Last School
0	Phil Cofer	F	6-8	218	So.	Atlanta, Ga./Whitewater
1	Devon Bookert	G	6-2	193	Sr.	Anchorage, Ak./West Anchorage
3	Benji Bell	G	6-4	204	Jr.	Gainesville, Fla./Blanche Ely
4	Dwayne Bacon	G	6-6	221	Fr.	Lakeland, Fla. / Oak Hill Academy
5	Malik Beasley	G	6-5	196	Fr.	Alpharetta, Ga./Saint Francis School
14	Terance Mann	G/F	6-6	204	Fr.	Lowell, Mass./Tilton School
15	Boris Bojanovsky	C	7-3	248	Sr.	Bratislava, Slovak Republic/Oakley College
21	Chris Koumadje	C	7-4	233	Fr.	N'Djamena, Chad/Montverde (Fla.) Academy
22	Xavier Rathan-Mayes	G	6-4	208	So.	Scarborough, Ontario, Canada/Huntington (WV) Prep
23	Jarquez Smith	F	6-9	236	Jr.	Haddock, Ga./Jones County
24	Robbie Berwick	G	6-4	202	So.	Atascadero, Calif./Atascadero
31	Michael Saxton	G	6-5	213	Sr.	Orlando, Fla./Lake Highland Prep
32	Montay Brandon	G	6-8	229	Sr.	Greensboro, N.C./Wesleyan Christian
40	Brandon Allen	F	6-6	209	Jr.	Milton, Fla./Milton
50	Michael Ojo	C	7-1	304	Sr.	Lagos, Nigeria/Tennessee Temple High School

2015-16 ALPHABETICAL ROSTER

No.	Name	Pos.	Hgt.	Wgt.	Yr.	Hometown/Last School
40	Brandon Allen	F	6-6	209	Jr.	Milton, Fla./Milton
4	Dwayne Bacon	G	6-6	221	Fr.	Lakeland, Fla. / Oak Hill Academy
5	Malik Beasley	G	6-5	196	Fr.	Alpharetta, Ga./Saint Francis School
3	Benji Bell	G	6-4	204	Jr.	Gainesville, Fla./Blanche Ely
24	Robbie Berwick	G	6-4	202	So.	Atascadero, Calif./Atascadero
15	Boris Bojanovsky	C	7-3	248	Sr.	Bratislava, Slovak Republic/Oakley College
1	Devon Bookert	G	6-2	193	Sr.	Anchorage, Ak./West Anchorage
32	Montay Brandon	G	6-8	229	Sr.	Greensboro, N.C./Wesleyan Christian
0	Phil Cofer	F	6-8	218	So.	Atlanta, Ga./Whitewater
21	Chris Koumadje	C	7-4	233	Fr.	N'Djamena, Chad/Montverde (Fla.) Academy
14	Terance Mann	G/F	6-6	204	Fr.	Lowell, Mass./Tilton School
50	Michael Ojo	C	7-1	304	Sr.	Lagos, Nigeria/Tennessee Temple High School
22	Xavier Rathan-Mayes	G	6-4	208	So.	Scarborough, Ontario, Canada/Huntington (WV) Prep
31	Michael Saxton	G	6-5	213	Sr.	Orlando, Fla./Lake Highland Prep
23	Jarquez Smith	F	6-9	236	Jr.	Haddock, Ga./Jones County

HEAD COACH

Leonard Hamilton
(14th season at Florida State)

ASSOCIATE HEAD COACH

Stan Jones
(14th season at Florida State)

ASSISTANT COACH

Dennis Gates
(Fifth season at Florida State)

ASSISTANT COACH

Charlton Young
(Third season at Florida State)

DIRECTOR OF OPERATIONS

Jacob Ridenhour

STRENGTH AND CONDITIONING

Michael Bradley

BASKETBALL TRAINER

Sam Lunt

VIDEO COORDINATOR

Dickey Nutt



BY CLASS

FRESHMAN

Dwayne Bacon, Malik Beasley, Chris Koumadje, Terance Mann

SOPHOMORE

Robbie Berwick, Phil Cofer, Xavier Rathan-Mayes

JUNIOR

Brandon Allen, Benji Bell, Jarquez Smith

SENIOR

Boris Bojanovsky, Devon Bookert, Montay Brandon, Michael Ojo, Michael Saxton

BY STATE/COUNTRY

Alaska:	Devon Bookert
California	Robbie Berwick
Canada:	Xavier Rathan-Mayes
Florida:	Brandon Allen, Dwayne Bacon, Benji Bell, Michael Saxton
Georgia:	Malik Beasley, Phil Cofer, Jarquez Smith
Massachusetts	Terance Mann
Nigeria:	Michael Ojo
North Carolina:	Montay Brandon
Senegal:	Chris Koumadje
Slovak Republic:	Boris Bojanovsky

BY HEIGHT

6'2:	Devon Bookert
6'4:	Benji Bell, Robbie Berwick, Xavier Rathan-Mayes
6'5:	Malik Beasley, Michael Saxton
6'6:	Dwayne Bacon, Brandon Allen, Terance Mann
6'8:	Montay Brandon, Phil Cofer
6'9	Jarquez Smith
7'1:	Michael Ojo
7'3:	Boris Bojanovsky
7'4:	Chris Koumadje

BY BIRTHDAY

Jan. 5, 1993:	Michael Ojo
Jan. 6, 1994:	Michael Saxton
Jan. 17, 1996:	Robbie Berwick
Jan. 19, 1996:	Phil Cofer
Jan. 27, 1993:	Devon Bookert
April 5, 1993:	Boris Bojanovsky
April 29, 1994:	Xavier Rathan-Mayes
July 7, 1996:	Chris Koumadje
Aug. 15, 1991:	Brandon Allen
Aug. 20, 1995	Dwayne Bacon
Sept. 3, 1993:	Montay Brandon
Sept. 3, 1993	Benji Bell
Sept. 16, 1994:	Jarquez Smith
Oct. 18, 1996	Terance Mann
Nov. 26, 1996	Malik Beasley

BY MAJOR

Business:	Terance Mann
Electrical Engineering:	Brandon Allen
Finance:	Malik Beasley
Finance:	Michael Saxton
International Affairs:	Boris Bojanovsky
International Affairs:	Chris Koumadje
International Affairs:	Michael Ojo
Social Science:	Dwayne Bacon
Social Science:	Benji Bell
Social Science:	Phil Cofer
Social Science:	Jarquez Smith
Sociology:	Devon Bookert
Sociology:	Montay Brandon
Sociology:	Xavier Rathan-Mayes
Sport Management:	Robbie Berwick



TABLE OF CONTENTS

2	Media Information	26-50	2015-16 SEMINOLES	76	2014-15 Game-by-Game
4	2015-16 Season Preview	26	Boris Bojanovsky	78	2014-15 Individual Highs/ACC Review
8	Head Coach Leonard Hamilton	30	Devon Bookert	80-93	Seminole Records
12	Associate Head Coach Stan Jones	34	Montay Brandon	94	All-Time Scoring
14	Assistant Coach Dennis Gates	38	Michael Ojo	99	All-Time Leaders
16	Assistant Coach Charlton Young	42	Jarquez Smith	100	All-Time Leaders by Class
18	Jacob Ridenhour / Michael Bradley	46	Brandon Allen	102-115	Year-by-Year Statistics
19	Erick Casto / Dickey Nutt	48	Robbie Berwick	116	Team Records
20	Charlie Hogan / Sam Lunt / Men's Basketball Support Staff	50	Phil Cofer	122	ACC Records
21	University President John Thrasher / 2015-16 Florida State Board of Trustees	52	Xavier Rathan-Mayes	127	Margins / Tournament History
22	Athletic Director Stan Wilcox	56	Dwayne Bacon	134	Series Records / Overtime Scores
23	Cindy Hartmann / Karl Hicks / Matt Behnke / Monk Bonasorte	57	Benji Bell	142	All-time Scores
24	Vannessa Fuchs / Dr. Greg Beaumont / Dr. Pam Parrewé	58	Malik Beasley	149	National Poll History
		59	Chris Koumadje	154	Coaching History
		60	Terance Mann	156	Letterman Club
		61	Michael Saxton	158	Award Winners
		64	2014-15 Year in Review	159	All-Americans
		68	2014-15 Individual Statistics	160	All-time Uniform Numbers
		69	2014-15 Boxscores	162	Seminole in the Pros



2015-16 FLORIDA STATE MEN'S BASKETBALL MEDIA GUIDE CREDITS

It was written and edited by Chuck Walsh, Deputy Director of Sports Information with considerable help from Elliott Finebloom, Jason Leturmy, Christa Salerno, Zack Stipe, Bob Thomas, Steve Stone, Scott Moriak, Steve McCartney, Sara Brooks, Nicholle Burke, Hope Carpinello, Billy Clark, Bret Clein, Carrie Hall, Hayley Hall, Miranda Mauro and Tyler Morrell.

Special thanks to Bob Perrone and Andrew Brady for their spectacular eyes, statistical help and continued support.

Photographs appear courtesy of Jeremy Esbrandt, Mike Ewan, Phil Kelly, Ryals Lee, Steve Musco, Maury Neipris, Ross Obley, Mike Olivella, Perrone Ford, Bill Pearce, Bruce Schwartzman, Mitch White and NBA Photos.

Thanks to Jessica George, Tricia Robben, Jared Stanley and Justin Wollard at Old Hat Creative and Grant Hawkins from Grant Hawkins Designs, for assisting with the look of the guide, for working with me throughout the process and producing another outstanding publication.

Thanks to my wife, Nancy, for her incredible support which allows me to know that we can achieve anything including the level of happiness we reach every day.



MEDIA INFORMATION

Welcome to Florida State University. Head Coach Leonard Hamilton, his staff and players appreciate your interest and hope you enjoy your visit to Tallahassee, the capital city of the Sunshine State.

COVERING THE 2015-16 SEMINOLES

The 2015-16 Florida State basketball almanac has been produced to assist the media in the coverage of the Seminole men's basketball team. Additional information, including press releases, game notes, photographs, Photo CDs, video footage and recent news clips are available upon request to all members of the media. Any questions not covered in this publication may be directed to the Sports Information Office.

Before Your Visit

Credentials for Florida State home games are issued to accredited members of the media only. Working space along press row at the Tucker Center is limited and seats are expressly reserved to those working on deadline, with no exceptions. Children and other non-workers are not allowed in the press area. Requests for credentials should be made to Chuck Walsh, Deputy Director of Sports Information. Please e-mail your request. The e-mail address is cwalsh@fsu.edu. These requests are accepted from sports editors and sports directors only. Credential requests are carefully screened to insure proper working conditions in the press area. When time permits, a working press pass and a parking pass will be mailed. When mailing is not possible, they will be left at the Media Will Call entrance near the bottom level at the Elephant Doors located in the southwest corner of the Tucker Center. The Media Will Call is located near the television trucks and in directly opposite of the Florida State Basketball Training Center. Media Will Call is located at this entrance and is open 90 minutes prior to tip-off.

Procedures

All media who wish to cover Florida State athletics will be expected to comply with all of the procedures of Florida State University, The NCAA, The ACC and the FSU Sports Information Office in order to be credentialed.

Photography Credentials

Photographers, too, should make their credential requests at least one week in advance. Strobe lights may be installed in the Tucker Center; arrangements must be made through the Tucker Center at least two weeks prior to gameday. Space for strobe lights is available on a first come, first served basis. Arrangements may be made by calling Te'Rel Bowman at (850) 487-1691. The NCAA has an established policy to control congestion within photography areas on the basketball court. Only photographers on assignment will be issued photo passes along with members of the working television media. Admission to the court and photo baseline is by photo pass only. Photographers, both still and electronic, must shoot from the baselines at the Northeast (visiting bench) or Southeast (Florida State bench) corners of the court.

Photographer's floor access is governed by Atlantic Coast Conference and NCAA policy. Please note, only game photographers, no runners, assistants, or producers will have access to the photography areas. Photographer positions are at the complete discretion of the basketball game officials and the Sports Information office at ALL TIMES.

Photographers

Florida State reserves the right to admit only those photographers deemed to be on the premises for legitimate media purposes. All photographers working Florida State games should be prepared to show a media ID card and equipment

designed to photograph major college basketball. Still photographers will have access to the court only. Any secondary or commercial use of any picture taken by the accredited organization or photographer to whom the credential has been issued (including, but not limited to delayed editorial, advertising sales promotion or merchandise) is prohibited without prior specific, written approval of Florida State University.

Video Services

Florida State's Sports Information Office has the ability to assist networks and television stations by providing video services through Seminole Productions, Inc. (SPI). Please call general manager Mark Rodin at (850) 644-6275 to arrange for the services.

Social Media

The Florida State Sports Information Office is making an effort in 2015-16 to utilize social media as another way of passing information to our fans and those who cover our programs. Media can utilize twitter by following @chuckwalshfsu and @fsuhoops. Fan feeds for the department of athletics (@seminoles_com) and the basketball program (@fsuhoops) are available as well. Our Facebook home is located at www.facebook.com/fsuseminoles.

Parking

Parking for media covering the Seminoles at the Tucker Center is available on a very limited basis. The media parking lot is located in the main Tucker Center parking lot. Access is via media parking pass only. Vehicles should enter the Tucker Center lot from Pensacola Street. They will then be directed to the appropriate area. Please contact the Sports Information in plenty of time to request a parking pass to be mailed or left at your hotel.

Media Services

Weekly Interview Schedule: The Sports Information office will, in conjunction with head coach Leonard Hamilton, establish a weekly interview schedule throughout the 2015-16 season. The schedule, which will vary in accordance with the Seminoles' practice and game schedule, is established to assist the media in their coverage of the Seminoles. The interviews will take place in the Florida State Basketball Training Center and will provide the media with an opportunity to speak with Coach Hamilton as well as various Seminole players. All interview requests must be made in advance and must be made with at least a 24 hour notice. Player's individual phone numbers will not be given to the media and game day interviews will not be granted until the end of each game. Players will return phone calls at a mutually convenient day and time. Media requests for specific players to be made available should be made to Chuck Walsh.



ACC Coaches' Teleconference

Media members wishing to speak with Head Coach Leonard Hamilton are encouraged to call the Atlantic Coast Conference's weekly coaches' teleconference. The ACC coaches will be featured each Monday from 10:30 a.m. to

approximately 1:00 p.m. beginning January 4 and concluding February 29. Coaches will be available for comments and the field questions for 10 minutes. The teleconference will be carried live on the ACC's internet site, theACC.com, as well as an audio replay following each Monday afternoon. The coaches that have a Monday night game will not take part on that day's teleconference. The ACC Office will send out each week's order of coaches prior to each teleconference. The weekly press conference media number can be obtained by contacting the ACC Office (336-851-6062).

Covering Practice

Florida State practices are generally closed. However, a select number of practices will be open to the media. Please contact Chuck Walsh for a schedule of open practices.

XOS Digital Exchange

The Florida State Sports Information Office has partnered with XOS Digital in order to provide over-the-air television stations with instantaneous access to video content. The partnership involves the use of the company's Digital Media Xchange Server that will allow television stations to pull down video content year round. The data transfer is much faster than a traditional FTP service allowing very large files to be downloaded in just minutes. The password protected video FTP site will host weekly interviews and video from home games. Please contact Chuck Walsh (cwalsh@fsu.edu) if you are interested in creating an account that gives you access to video clips.

Seminole.com/FSU Athletics Digital Media

The Digital Media Office of the Florida State Department of Athletics is responsible for presenting the Seminoles online. The Digital Media Offices are located on the second floor of the Moore Athletics Center. The office manages Florida State's official website Seminole.com along with the social media, online stores, auctions, promotional and championship sites associated with the site.

Seminole.com provides live game audio featuring the "Voice of the Seminoles" Gene Deckerhoff and Keith Jones; live in-game stats; unique written and video content aimed at engaging and informing Seminole fans; access to Florida State Facebook and Twitter pages ([@FSUMBasketball](https://www.facebook.com/FSUMBasketball); [@Seminole.com](https://twitter.com/Seminole.com); [@fsuhoops](https://twitter.com/fsuhoops)) as well as rosters, schedules, media guides, game notes and more.

GAME DAY SERVICES

Media Room

The media room is located in Meeting Room B in Exhibition Hall on the East side of the arena. A valid press credential is required to gain access to the room. Game notes and media guide can be found in Meeting Room B. Also available are light snacks, coffee, water and assorted sodas. Members of the media will find table space, electrical outlets and internet access in the media room.

Phones

A limited number of phones are available in the Tucker Center press room (calling card or reversed charges required). Members of the media may order their own phone lines for the media room or at courtside through Sprint of Tallahassee. Call Sprint at (866) 366-2500 to arrange for service.



MEDIA/SID STAFF

Internet Access

Visitors can connect to the FSUWin wireless network. This network is meant for guest access. When members of the media connect they will open their browser and receive instructions. Please contact Chuck Walsh or any member of the Florida State Sports Information Office if you have any questions on gaining access to the internet.

Visiting Radio

Phone lines are reversed for both the Florida State and visiting radio network on the court level of press row. The official radio network of each visiting team will be seated on the official scorer's table on the west side (team bench side) of the court. A total of four seats are available directly next to the visiting team bench. ISDN, Ethernet and standard phone lines are available for your use. Please let your SID know which mode your radio crew prefers to use. For more information, please contact Chuck Walsh (850) 644-1077.

In-Game Statistics

Working members of the media will have access to live game stats by logging onto fsu.statbroadcast.com. Game statistics will be updated in real time for the benefit of all working media.

Press Meals

A pre-game meal is available in the Seminole Spirit Room to members of the media with a meal ticket attached to their credential. Television crews may be provided with meal tickets to accommodate talent and producers. Any catering needs for television crews should be addressed to Roger Englert of the Tucker Center (850) 487-1691.

Postgame Press Conference

Postgame interviews with the respective head coaches are held in the media room (Meeting Room B) at the conclusion of the game. The head coach of the visiting team will be brought to the interview room immediately after the game. He will be followed by Seminole head coach Leonard Hamilton. The Florida State locker room is open to credentialed media for a brief period after Coach Hamilton concludes his comments to the team. This is in accordance with ACC rules. The visiting team's locker room access policy is determined by officials of that school. On the road, the Florida State players will be available in the locker room after Coach Hamilton concludes his remarks to the team and has left for the interview room. No live television shots, except those by the network televising the game live, will be allowed until after Coach Hamilton and the players have fulfilled their usual postgame interview responsibilities.

Postgame Statistics

Statistical packets, including running play-by-play, first half and final box scores and postgame quotes, are compiled and available to the media at press row and in the press room following each game.

BASKETBALL HISTORY

First Year of Basketball	1948
All-Time Record	1,095-788 (.582)
Years in NCAA Tournament	14
All-Time NCAA Postseason Record	15-14 (.517)
Years in NIT Tournament	9
All-Time NIT Postseason Record	13-9 (.591)
Last NCAA Appearance	2012/Round of 32
Opponent/Result	Florida State def. Saint Bonaventure, 66-63
	Cincinnati def. Florida State, 62-56
Last NIT Appearance	2014/Semifinals
Opponent/Result	Minnesota def. Florida State, 67-64 (OT)

BASKETBALL COACHING STAFF

Head Coach/Alma Mater/Year	Leonard Hamilton/Tennessee Martin/1971
Record at School/Years	236-173 (.578)/14th season
Career Record/Years	436-383 (.532)/27th season
Basketball Office Phone	(850) 644-1461
Best Time To Reach Coach	through Sports Information
Associate Head Coach	Stan Jones/Memphis/1984
Assistant Coach	Dennis Gates/Cal/2002
Assistant Coach	Charlton Young/Georgia Southern/1993
Director of Operations	Jacob Ridenhour/Auburn/1994
Coaches' Secretary	Keenah Lambert
Coaches' Secretary	Renee Andrews
Basketball Trainer	Sam Lunt
Strength Coach	Mike Bradley
Video Coordinator	Dickey Nutt
Video Assistant	Bobby Suarez
Basketball Equipment Manager	Erick Casto

TEAM INFORMATION

2014-15 Overall Record	17-16
2014-15 Conference Record/Place	8-10/T9th
2014-15 Overall Record: Home/Away/Neutral	12-6/3-7/2-3
2014-15 Conference Record: Home/Away	5-4/3-6
Letterwinners Returning/Lost:	5/0
Starters Returning/Lost:	10/2

SPORTS INFORMATION OFFICE

Assistant AD/Sports Information Director	Elliott Finebloom
Deputy Director of Sports Information/ Men's Basketball Contact	Chuck Walsh
Walsh's Information	
Office Phone	(850) 644-1077
Cell Phone	(850) 694-2540
Email Address	cwalsh@fsu.edu
Sports Information Phone	(850) 644-1077
Sports Information Fax	(850) 644-3820
Twitter	@chuckwalshfsu
Director of Football Communications:	Zach Stipe
Associate Sports Information Director	Jason Leturmy
Associate Sports Information Director	Bob Thomas
Assistant Sports Information Director	Steve Stone
Assistant Sports Information Director	Scott Moriak
Assistant Sports Information Director	Christa Salerno
Assistant Sports Information Director	Jon Cole
Sports Information Assistant	Steven McCartney
Assistant Director of Athletics/ Director of Digital Media	Elliott Finebloom
Asst. Director of Digital Media/New Media Specialist	Eric Todoroff
Managing Editor, Seminoles.com	Tim Linafelt
Assistant Director of Digital Media	Layne Herdt
Assistant Director of Digital Media	Jonathan Schillace
Assistant Director of Marketing/Digital Media	Brandon Lane

MEDIA INFORMATION

Radio Station
Seminole Radio Network

Radio Contact Person
Jessica Rooney
P.O. Box 2195
Tallahassee, Fla. 32316
(850) 645-7850

Play-By-Play Announcer
Gene Deckerhoff
2704 Vassar Road
Tallahassee, Fla. 32309
gened01@comcast.net

Color Announcer
Keith Jones
3068 Hawks Landing Dr.
Tallahassee, Fla. 32308
(850) 878-5200
kjones@earlabacon.com



Chuck Walsh
Deputy Director of
Sports Information



Elliott Finebloom
Assistant AD/SID/
Digital Media



Zach Stipe
Director of Football
Communications



Jason Leturmy
Associate Director



Bob Thomas
Associate Director



Steve Stone
Assistant Director



Scott Moriak
Assistant Director



Christa Salerno
Assistant Director



Jon Cole
Assistant Director



Steven McCartney
Sports Information
Assistant



2015-16 SEASON PREVIEW

The Florida State men's basketball team is in the midst of one of the best decades of success in the 66-year history of the program. The Seminoles have played in the postseason in nine of the last 10 years, have made four NCAA Tournament appearances, won the 2012 ACC Championship and are the third winningest program in the ACC since the start of the 2005-06 season. With a roster loaded with talented returning veterans and the top recruiting class in school history, the Seminoles are sure to build on that success in 2016.

"We have a number of veterans who have played a lot of basketball at Florida State," said Head Coach Leonard Hamilton. "We also have a number of talented newcomers who need to learn our system so they can play without much hesitation. They have all learned to play to each other's strengths and that continued maturation is going to be a key to the success of our basketball team this year. I sense that all of our players have bonded quickly and the chemistry among all of the players is outstanding."

The Seminoles are the only team in the ACC that returns all five of its starters and are one of the most experienced teams in the nation's top conference. The Seminoles return 87 percent of their scoring (led by All-ACC Honorable Mention selection Xavier Rathan-Mayes' 14.9 ppg), 89 percent of their rebounds (led by fourth-year starter Montay Brandon's 5.5 rpg), 99 percent of their 3-point shooting success (led by senior Devon Bookert who is ranked fourth in school history with a career percentage of .433 from beyond the arc) and 94 percent of their assists (led by Rathan-Mayes who finished tied for seventh in the ACC with a 4.3 apg average). The Seminoles have 10 players on their roster who have played more than 600 combined games and eight players who have earned starting assignments during their careers.

Hamilton, the Seminoles' all-time winningest coach, also added five heralded recruits to the roster.

The Seminoles expanded their roster by adding one of the top recruiting classes in the country for the 2015-16 season. The class is led by wing players – Dwayne Bacon (No. 14 by ESPN), Malik Beasley (No. 28 by ESPN) and Terance Mann (No. 76 by ESPN)—and includes Benji Bell (the nation's No. 1 junior college point guard) and Chris Koumadje (a member of the national high school champion Montverde Academy team that lost only once during the 2014-15 season). Bacon is one of only two five-star recruits to sign with an ACC team and Florida State was one of seven schools in the nation that landed multiple recruits ranked in the nation's top 30 prep players by ESPN.com for the upcoming 2015-16 season.

The Seminoles will be led by a core group of seniors who have played a great deal of basketball in Tallahassee.



The four members of Florida State's senior class (Boris Bojanovsky, Montay Brandon, Devon Bookert and Michael Ojo) have already or will all surpass the 100 career games played mark during the early part of the 2016 season. Both Bojanovsky and Brandon enter their senior seasons having played in 102 games each while Bookert has played in 98 and Ojo in 96.

Brandon and Bookert are two of the Seminoles' most experienced and proven players and have the statistics that prove their leadership. Bookert, who shot just under 40 percent from 3-point range as a junior, has the ability to help the Seminoles at both the wing and point guard positions. Brandon is Florida State's leading returning rebounder who averaged 11.8 points per game and shot .541 from the floor while starting all 33 games.

Brandon is one of the most versatile players in the ACC who will look to earn his position as a starter for the third consecutive season. He spent his freshman season as Florida State's primary point guard and was a standout in his second and third seasons as Florida State's wing guard. Brandon has the ability and acumen to bring the basketball up the court and the athleticism and length to play as a rebounder and a lock down defender at the wing guard position. He has proven during his first two seasons that he can play both positions and more importantly benefit the Seminoles from both positions.

"Montay is a player who knows where he excels and who uses his athleticism to his advantage," said Hamilton. "His desire throughout his career to put the team's goals ahead of his own personal goals will serve him well this season. He can play a number of different positions for us, he can score and he can rebound. Montay is a very



2015-16 SEASON PREVIEW

valuable player and as a senior knows our system well. His knowledge of our system will allow him to be more of a leader with the younger guys on the roster.

Bookert is one of the best shooters in school history and will flourish as a member of the Seminoles' very deep backcourt group. He was in a position last season where he had to play many minutes (35.1 mpg) – a burden that will be lifted from him in 2015-16. Hamilton feels that Bookert, who is ranked fourth in school history with a career 3-point shooting percentage of better than 43 percent, will benefit more than any player on the team from a more evenly distributed ration of minutes.

"Devon is a tremendous shooter – one of the best in school history," said Hamilton. "He should shoot the ball even better as a senior because he will have more of a bounce in his legs. I really feel that the increased depth in the backcourt is going to energize Devon throughout the 35-game schedule and make his already good shooting stroke even better. He's a good leader and I anticipate him becoming an even more vocal and better leader."

Bojanovsky and Ojo are two of the most imposing rim protectors in all of college basketball who will need to become dominant players in the paint for the Seminoles to become a force in the ACC. At 7-3 (Bojanovsky) and 7-1 (Ojo), the Seminoles' towers in the paint will have help as Hamilton added the 7-4 Koumadje who played on the high school national championship team in 2015.

Bojanovsky will play in his fourth season as a Seminole in 2015-16. He has become one of the top shot blockers in school history and will undoubtedly finish his career as one of the top five shot blockers in school history. Bojanovsky has an uncanny knack for executing the high pick and roll with a tremendous ability to roll directly to the rim and finish above defenders who are working to earn the high airspace that he earns because of his height.

"We have very high expectations for Boris this season," said Hamilton. "We feel that we can use his basketball skills as both a shooter and a shot blocker much more to our advantage. He has worked as hard as any player on our team to improve his game and his overall strength. The improvements he has made are certainly going to help our team be more successful.

Ojo is as imposing a physical specimen as there is in college basketball who is due for a breakout year in the final season of his collegiate career. He has worked as hard as he ever has on the court and in the weight room to prepare for his senior season. Ojo concentrated his workouts on taking the basketball directly to the basket from different places in the paint, a part of his game that will certainly benefit the Seminoles near the basket.

"Michael's improvement from last season will be quickly evident when you see him on the court this season," said Hamilton. "He's playing with a purpose that he hasn't really exhibited before. He has learned to use his physical talents more than ever before and that bodes well for our team. I am very excited to see Michael's increased ability because he is learning more and more to attack the basket."

Rathan-Mayes, a sophomore, became only the second freshman in school history to lead the Seminoles in scoring. He became the first player in ACC history to score

averaged more than 10 minutes played per game as a freshman.

"We are expecting Robbie to make some big strides in his game," said Hamilton. "He will be completely healthy and more ready to play at the ACC level and we are very excited about his possibilities for improvement. He showed flashes last season; we need him to show improvement this season."

Florida State's frontcourt will be bolstered by two of the team's most athletic returning players – Phil Cofer and Jarquez Smith. Cofer was one of the Seminoles' top players who quickly earned a reputation as one of the ACC's toughest players as a freshman. Smith is in his third season as a Seminole and is due for a breakout season.



30 or more points three times as a freshman and is the ACC's leading returning scorer. Rathan-Mayes' ability to score points in bunches, as exhibited by his 30 points in 4:38 against Miami last season, helps make the Seminoles a very dangerous team on the offensive end of the court.

"I thought Xavier developed at the end of the year," said Hamilton. "He was running our team and being productive on the defensive end as well. He became a much better distributor."

Sophomore Robbie Berwick, who played in all 33 of Florida State's game last season, will add versatility and depth to the Seminoles' backcourt group. He ranked third on the team in 3-point shots made and



2015-16 SEASON PREVIEW



Junior Brandon Allen, who has played in 38 career games, and senior Michael Saxton will add to Florida State's depth in the front court.

The buzz surrounding Florida State's recruiting class is as loud as it's ever been.

Dwayne Bacon scored over 1,100 points -- in one year -- at Oak Hill Academy in 2015. He was a starter in the McDonald's All-American game and is one of the most heralded recruits in the history of the program. The high school All-American and finalist for the Naismith Award as the high school player of the year in 2015 will fit in nicely on Florida State's perimeter. Malik Beasley, the Georgia Class 1A Player of the Year in 2015 who played in the Jordan Brand All-Star Game as a high school senior, is as athletic a player to ever wear the Garnet and Gold. An



aggressive scorer, Beasley was ranked 28th in the final ESPN Top 100 for the 2015 season and averaged 22.2 points per game as a high school senior.

Terance Mann, the high school player of the year in the state of New Hampshire, averaged 23.1 points, 7.8

Cofer was a virtual highlight reel during his freshman season who exhibited an incredible array of high-flying dunks, blocked shots and rebounds that made the nation stand up and take notice of the ultra-talented player. Cofer has an incredible blend of size and athleticism that allows him to succeed in the exceedingly deep pool of post players in the ACC.

"We were very pleased with Phil's play last season," said Hamilton. "He gave us more than we expected. To earn as many starts (24) and to play as many minutes (22.3 mpg) as he did as a freshman really displayed how bright his future is. We are excited to see how much better he can become with a year under his belt."

Smith is as talented a shot blocker as there is in the ACC who will need to increase his defensive statistics for the Seminoles to return to the upper echelon of defensive teams in college basketball. Florida State ranked fifth in the ACC in blocked shots with a 4.8 blocked shots per game team average and will need Smith's increased effort on the defensive glass and in limiting the Seminoles' opponents' field goal shooting percentage

"Jarquez has come into his junior season with more energy than he has exhibited during any period of time in his first two years," said Hamilton. "We need his energy; we need his talent, we need his ability as a shot blocker to get back to playing the type of defense we need to play to be successful in the ACC. Jarquez is a very important part of our team this season and we need him to produce throughout the season."





2015-16 SEASON PREVIEW

rebounds and shot 61 percent from the field as a senior. He will be joined in the backcourt by Benji Bell, a Florida native who led Northwest Florida Junior College to the JUCO National Championship while averaging 17.4 points, 5.3 rebounds and 2.3 steals. Bell was recognized as the nation's top junior college point guard and named a First Team All-American.

THE BUZZ SURROUNDING FLORIDA STATE'S RECRUITING CLASS IS AS LOUD AS IT'S EVER BEEN.

Koumadje, the tallest player in school history, rounds out the No. 3 ranked recruiting class in college basketball.

"I've never talked about any freshmen and their abilities in glowing terms," said Hamilton. "I don't like to put any more added pressure on them than they already have in making the transition from high school to college basketball."

With that being said, Hamilton knows that he has a special group of newcomers on his roster.

"All of our newcomers – Dwayne, Malik, Benji, Chris and Terance – are talented players," said Hamilton. "It's our job as coaches to bring them along and help them become the best first-year college players they can be. There is no magic formula to teaching players to be successful; what we want to do is help them grow in our system to be the best players they can be in our program.

"I do think this group is very talented," said Hamilton. "They will certainly help us win basketball games this season.

Florida State's strength on the perimeter and incredible length in the post will make it a very tough team in the paint. The Seminoles have no players smaller than 6-3 and will present match-up problems for every team on their schedule. The abilities of each player on the roster to play different positions (sometimes during the same possession) gives Hamilton and his staff the flexibility to play small when they need to and play big when they want.

With the roster that Hamilton has assembled, the combinations and depth at each position on the court makes Florida State a very formidable opponent each night out.

"I'm really excited with where we are and what we can become," said Hamilton. "I'm looking forward to this year and years to come."





LEONARD HAMILTON

- HEAD COACH
- 14TH SEASON AT FLORIDA STATE
- TENNESSEE-MARTIN, 1971 | AUSTIN PEAY, 1973

- 14TH SEASON AT FLORIDA STATE (236-173, .578 WINNING PERCENTAGE)
- 28TH SEASON AS A COLLEGIATE HEAD COACH (436-383, .532 WINNING PERCENTAGE)

Leonard Hamilton, the all-time winningest coach in school history, is in his 14th season as the head coach at Florida State. He became the Seminoles' all-time winningest coach with the Seminoles' victory over Pittsburgh on March 7, 2015. He is already Florida State's all-time leader in ACC regular season wins and in ACC Tournament play.

Hamilton is the only coach in ACC history to be the winningest coach at two different league schools. He is also the winningest Division I coach at the University of Miami with 144 wins (1991-2000).

Under Hamilton and since the start of the 2005-06 season, the Seminoles are the third winningest overall program in the ACC with 213 wins and are one of only three teams that has won at least 60 percent of its games. Florida State is one of only three teams in the ACC that averages at least 21 wins or more per season and is one of only three teams that has won at least 20 games in a season at least seven times in the last 10 years.

Under Hamilton, the Seminoles have won at least 20 games in seven of the 13 years and have advanced to the postseason in nine of his 13 seasons at Florida State.

Hamilton has earned three National Coach of the Year awards, two Atlantic Coast Conference Coach of the Year awards, two Big East Coach of the Year awards, led his teams to seven NCAA Tournament appearances and 17 postseason appearances, to the 2012 ACC Championship (as

the head coach at Florida State) and to the 1978 National Championship (as an assistant coach at Kentucky). He is the only person to earn Coach of the Year honors multiple times in both the ACC and the Big East.

Hamilton led the Seminoles to the first ACC basketball championship in school history in 2012 (a feat that was thought to be unthinkable before Hamilton's arrival in Tallahassee), is among the leaders in the ACC and the nation in recruiting and coaching NBA talent, has made appearing in the NCAA Tournament an expected part of the Seminoles' schedule each season and made the program one of the tougher teams to prepare for on a nightly basis.

In 2012, Hamilton led the Seminoles to a school record fourth consecutive NCAA Tournament appearance, to a school record tying 12-4 record in ACC play, to a third consecutive third place finish in the ACC standings, to two wins each over Duke and North Carolina (two of the top four winningest programs in college basketball history), to wins over an ACC-leading six nationally ranked teams and to victories over each of the four Tobacco Road teams in the ACC (Duke, North Carolina, NC State and Wake Forest) for the first time in school history. While finishing the season in the NCAA Tournament for the fourth consecutive season, the Seminoles were ranked No. 10 in the final Associated Press poll and No. 15 in the final ESPN/USA Today poll.

Hamilton was named the ACC Coach of the Year in 2012 for the second time in his career as the Seminoles solidified their position as one of the top teams in the ACC. The Seminoles have won at least 22 games and at least 10 ACC regular season games in four of the last seven seasons. With their 3-0 record in the 2012 ACC Tournament, the Seminoles won a single season school record 15 ACC games. With early season ACC wins over No. 4 North Carolina and No. 6 Duke to begin the ACC 2012 schedule, the Seminoles spent the majority of the conference season in first place in the ACC standings.



"Leonard Hamilton has done a brilliant job at Florida State," said the Duke Basketball Report following the Seminoles' run to the ACC Championship in 2012.

Hamilton was the Washington Wizards' head coach in 2001 and the head coach at the University of Miami (1991-2000) and at Oklahoma State University (1987-90) before he was named the seventh head coach in Florida State men's basketball history on March 19, 2002.

In a 2012 Athlon Sports ranking of the ACC's top coaches, Hamilton was an easy choice to place third among the 12 coaches in the nation's most prestigious league. Said Athlon's editors: "Leading one of the stingiest defensive teams in the country, Hamilton has coached Florida State to one of the best four-year runs at Florida State. For the first time in program history, the Seminoles won at least 20 games and at least 10 ACC games in four consecutive seasons. A one-point loss in overtime to VCU in 2011 prevented the Seminoles from reaching the Elite Eight. In 2012, the Seminoles became only the second team not named Duke or North Carolina to win the ACC Tournament since 1996. Hamilton has proven himself capable of building consistent basketball programs at football schools by leading Miami to three consecutive NCAA Tournament appearances to wrap up his 10-season tenure with the Hurricanes in 2000. The coaches were ranked on a mix of past accomplishments with consideration for career trajectory over the next five seasons or so. Rankings take Xs and Os acumen and recruiting prowess into account along with success in the regular season and postseason."

More important in Hamilton's eyes than the championships, the NCAA Tournament appearances and the wins, is the overwhelming success that his players have achieved in the classroom: each member of the Seminoles' class of 2013 received degrees from Florida State meaning each of the last nine players in the past two seasons have earned either a bachelor's or Master's degree from Florida State. In 2014 Okaro White and Robert Gilchrist earned their degrees before beginning their professional careers' in 2013, senior All-American Michael Snaer along with Joey Moreau and Rafael Portuondo earned their degrees in just four years, and in 2012, two players – Luke Loucks and Jeff Peterson – earned Master's degrees while four players – Devidas Dulkys, Xavier Gibson, Bernard James and Jon Kreft – all earned their bachelor's degrees. With a graduation rate of more than 93 percent for his career, Hamilton continues to prove that success in the classroom can certainly coincide with success on the court in college basketball.

Hamilton is the first coach to lead Florida State to nine consecutive postseason appearances as the Seminoles have participated in the 2009, 2010, 2011 and 2012 NCAA Tournaments and played in the NIT in 2006, 2007, 2008, 2013 and 2014. Hamilton has guided 10 of his 13 Seminole teams into postseason play including a school record nine straight from 2006 through 2014.

Under Hamilton, Florida State has developed and lived up to its reputation as the nation's best defensive team.

Florida State is the only team in the country to rank in the top 10 in the nation in field goal percentage defense in four of the last seven seasons with its .363 field goal percentage defense in 2011 ranking as the fifth best mark in NCAA history. The Seminoles led the NCAA in field goal percentage defense in both 2010 and 2011 in becoming one of only six teams in NCAA history to lead the nation in field goal percentage defense in consecutive seasons. The Seminoles' .363 field goal percentage mark in 2011 was the best in the ACC since 1960 (a span of 52 years). Florida State has led the ACC in field goal percentage defense in four of the last six years with its streak of four consecutive years (2009, 2010, 2011 and 2012) -- ranking as a league record -- and played in the NCAA tournament in a school record four consecutive seasons from 2009-12. Florida State led the ACC in blocked shots and steals in 2012 in becoming only the fourth team in history to lead the ACC in both blocked shots and steals in the same season.

The Seminoles have ranked in the nation's top 11 in both the field goal percentage defense and blocked shots categories in four of the last seven seasons and have led the ACC in blocked shots in four of the last six years.

The Seminoles have also earned great success against ranked teams under Hamilton. The Seminoles defeated No. 1 ranked Duke in Tallahassee on Jan. 12, 2011 to mark the third time under Hamilton that Florida State has defeated the nation's top ranked team. In guiding Florida State to its 66-61 victory over No. 1 ranked Duke in 2011, Hamilton continued to put himself in a very select company as one of the nation's top coaches. He is currently tied for the national lead among coaches with the most victories over the No. 1 ranked team in the nation since the start of the 2003-04 season. Hamilton has guided Florida State to wins over No. 1 ranked Duke twice (Jan. 12, 2011 and March 1, 2006, as well as No. 1 North Carolina on March 14, 2009, in the semifinals of the ACC Tournament).

Under Hamilton's watch, Florida State has defeated 30 nationally ranked teams during his 13 years in Tallahassee. Included in those wins are six victories over nationally ranked Duke teams. With two victories over nationally ranked Duke, North Carolina and Virginia teams in 2012, the Seminoles led the ACC with six victories over nationally ranked teams in winning Florida State's first ever ACC Championship. The Seminoles defeated No. 10 VCU in the first round of the Puerto Rico Tip-Off in 2013.

EXPERIENCE AS A COACH

2002-Present	Head Coach, Florida State University
2000-01	Head Coach, Washington Wizards
1990-00	Head Coach, University of Miami
1986-90	Head Coach, Oklahoma State
1980-86	Assoc. Head Coach, Univ. of Kentucky
1974-80	Assistant Coach, Univ. of Kentucky
1973-74	Assistant Coach, Austin Peay State
1971-73	Grad. Assistant, Austin Peay State

AS A PLAYER

1969-71	Two-year letterman, University of Tennessee-Martin
1966-68	Two-year letterman, Gaston Community College

EDUCATION

1973	M.A. Physical and Health Education, Austin Peay State
1971	B.S. Physical Education, University of Tennessee-Martin

PERSONAL

Full Name	J. Leonard Hamilton
-----------	---------------------





Hamilton annually attracts the nation's top talent to Tallahassee and helps those players reach their goals of not only playing at the next level, but of excelling academically and earning their degrees.

At Florida State, Hamilton has recruited and coached three of the Seminoles' four all-time All-ACC First Team selections Tim Pickett (2004), Al Thornton (2007) and Toney Douglas (2009) as well as the only two players in school history to earn ACC Defensive Player of the Year honors (Toney Douglas in 2009 and Chris Singleton in 2010 and 2011). Hamilton has coached 14 All-ACC selections in his first 13 seasons (only 15 Seminole players had earned All-ACC honors in Florida State's first 11 years in the ACC), 11 selections to the ACC All-Defensive Team, three members of the ACC All-Rookie Team and five members of the All-ACC Tournament team. Following Florida State's victory over North Carolina in the 2012 ACC Tournament Championship game, Michael Snaer was named the Most Valuable Player of the Tournament (a first in Seminole basketball history) while Snaer and Luke Loucks were named to the All-Tournament First-Team.

Hamilton has also coached two All-Americans at Florida State – Thornton in 2007 and Douglas in 2009. Thornton and Douglas were both All-American Third-Team and All-ACC First-Team selections during their Seminole careers.

With nine NBA Draft selections under Hamilton since 2004, the Seminoles are ranked third in the ACC for the most draft picks. Three Seminoles have been selected in the first round (Al Thornton in 2007, Toney Douglas in 2009 and Chris Singleton in 2011) and one (Thornton) was only the second Draft Lottery selection in school history and the third highest overall pick in school history. Only North Carolina (17) and Duke (14) have more NBA Draft picks since 2004 than Hamilton and Florida State among the current 14 ACC Teams.

Hamilton continued his recruiting prowess as he signed the nation's No. 3 ranked recruiting class to Tallahassee. The class includes High School All-American Dwayne Bacon, All-State (Georgia) selection Malik Beasley, Gatorade Player of the Year (in New Hampshire) Terance Mann, center Chris Koumadje (a member of the high school national championship team) and Junior College All-American Benji Bell.

Hamilton was at the 2007 NBA Draft to watch as Al Thornton became only the second Draft Lottery selection in school history as he was picked with the 14th overall selection by the Los Angeles Clippers. He was with 2009 NBA First Round selection Toney Douglas when his name was called by the Los Angeles Lakers. Hamilton watched as Solomon Alabi and Ryan Reid were selected in the second round of the 2010 NBA Draft and reveled when Chris Singleton became the first round pick of the Washington Wizards in 2011.

Hamilton watched with great pride as All-ACC selection Bernard James was selected in the second round of the 2012 NBA Draft. James arrived at Florida State in 2010 after serving in the United States Air Force during three tours of duty in Iraq, Afghanistan and Qatar and only two years of junior college basketball at Tallahassee Community College and left after two years with his bachelor's degree in social science and an ACC Championship to begin his professional career with the Dallas Mavericks.

Florida State has had at least one player selected in eight of the last 11 NBA Drafts.

Florida State has had at least one player selected in the NBA Draft in four of the last seven seasons. The Seminoles have been represented recently in the NBA Draft by Bernard James (2012 by the Cleveland Cavaliers and traded on draft night to the Dallas Mavericks), Chris Singleton (2011 by the Washington Wizards), Solomon Alabi (2010 by Dallas and traded on draft night to Toronto), Ryan Reid (2010 by Indiana and traded on draft night to Oklahoma City) and Toney Douglas (2009 by the Los Angeles Lakers and traded on draft night to the New York Knicks). Douglas was a member of the Miami Heat's NBA Eastern Conference Champions and NBA Finals runner-up team in 2014.

CAREER HIGHLIGHTS

- 2009 Basketball Times National Coach of the Year
- 2000 BCA National Coach of the Year
- 1995 United Press International National Coach of the Year
- 1999 Eastern Basketball Coach of the Year
- 2009 and 2012 ACC Coach of the Year
- 1995 and 1999 Big East Coach of the Year
- The only coach to win ACC and Big East Coach of the Year honors
- One of 15 men to earn ACC Coach of the Year and Big East Coach of the Years honors multiple times in each league
- Led Florida State to the 2012 ACC Championship – the first ACC basketball championship in school history
- Led Florida State to a school record four consecutive NCAA Tournaments (2009-12)
- Led Florida State to the 2009 NCAA Tournament after a 10-year absence from the tournament for the program
- Led Miami to three consecutive NCAA Tournament appearances for the first time in school history (1998-00)
- Led Hurricanes to the school's first NCAA Sweet 16 appearance in 1999-00
- Led Hurricanes to back-to-back 20-win seasons for the first time since 1965 in 1999 and 2000
- Led Florida State to three consecutive NIT appearances – 2006, 2007, 2008
- Led Florida State to the second round of the NIT in 2004 for the Seminoles' first postseason appearance since 1998
- Led Florida State to the semifinals of the 2014 NIT
- Led Miami to NIT appearances in 1995 and 1997 – the first postseason appearances in 31 years (1964)
- Led Oklahoma State to back-to-back NIT appearances (1989, 1990), the first consecutive postseason appearances for OSU since 1954
- Ended the 2011-12 season ranked 10th by the Associated Press – the Seminoles' highest ranking since 1993
- Ended the 1998-99 season ranked 10th by the Associated Press – the Hurricanes' highest AP ranking since 1960
- The Seminoles ranked No. 1 nationally in field goal percentage defense in 2010 and 2011
- The Hurricanes ranked nationally in field goal percentage defense in 1998
- 25 of 28 seniors who completed their eligibility under Hamilton while he has been the head coach at Florida State have earned their degrees
- 28 of 31 seniors who completed their eligibility under Hamilton while he was the head coach at Miami earned their degrees.
- 10 Top 20 recruiting classes
- A member of the athletics Hall of Fame at Tennessee-Martin (charter member), Austin Peay, University of Miami and Gaston County in his home state of North Carolina.
- First Associate Head Basketball Coach in Kentucky history
- Was an assistant coach on Kentucky's 1978 NCAA Championship team

Hamilton came to Florida State after 10 seasons at the University of Miami.

In his final season at Miami, Hamilton guided the Hurricanes to their second straight 20-win season, a share of the Big East regular season championship and the school's first trip to the Sweet 16 of the NCAA Tournament. The Hurricanes finished 23-11, including a 13-3 conference record, and were ranked 23rd in the nation in the final Associated Press poll and 20th in the final USA Today/ESPN poll.

Under Hamilton's leadership, Miami became one of the nation's top programs, advancing to postseason play five times in his final six seasons with three consecutive NCAA Tournament appearances in 1998, 1999 and 2000. Miami's winning records in his final six seasons meant the Hurricanes joined Syracuse and Connecticut as the only Big East schools to have an overall winning record from 1995-2000. The Hurricanes' 48-22 Big East mark over his last four seasons tied Connecticut for the best conference record over that period. Over his last two seasons, Miami registered a league-best 28-6 conference record for an .824 winning percentage.

In his final season at Miami, Hamilton's Hurricanes recorded three wins over ranked teams including a 74-70 home win over No. 18 St. John's, marking the sixth straight season Miami had defeated a ranked opponent in the Miami Arena. In the 40 seasons prior to Hamilton's arrival, the Hurricanes reached the postseason just four times including one NCAA tournament appearance (1960).



Along with the rise of the Hurricanes' program, Hamilton's players also continued to develop and win individual awards. In 2000, guard Johnny Hemsley earned All-Big East Second Team honors while center Mario Bland earned All-Conference Third-Team honors. In 1999, Hemsley and forward Tim James earned All-Big East First Team honors. The Hurricanes and Syracuse (twice) were the only schools to have two players earn All-Big East First Team honors in the same season at least once during Hamilton's tenure at Miami. In 10 seasons under Hamilton, the Hurricanes had 13 All-Conference selections.

In 1998-99, Tim James was named Big East Co-Player of the Year, along with Connecticut's Richard Hamilton, and Johnny Hemsley was selected as the league's Most Improved Player.

Miami's rise began in 1994-95 when Hamilton led the Hurricanes to the greatest single season turn-around in Big East history. Picked to finish at the bottom of the Big East Conference standings, Hamilton guided the Hurricanes to a fifth-place finish and a berth in the National Invitational Tournament - Miami's first postseason appearance in 31 years. The Hurricanes' nine-win conference win increase tied Louisiana Tech for the best in the nation. Miami's eight-win overall improvement tied for the third best single season increase in school history.

At the conclusion of the 1995 season, Hamilton was named the United Press International National Coach of the Year. He was also recognized as the Big East Coach of the Year for the first time. He was named Big East Coach of the Year for the second time in 1999 and was honored as the Eastern Basketball Coach of the Year. In 2000, he was named the Black Coaches Association (BCA) Coach of the Year.

For his work both on and off the court, Hamilton was honored as one of four finalists for the 2000 Coach Wooden "Keys to Life" Award. The award is given annually to a coach who best exemplifies Coach John Wooden's philosophy of emphasizing that impacting the life of a student is more significant than any winning percentage. He was named one of Tallahassee's Top 33 citizens in 2004 by the Tallahassee Democrat, inducted into the Gaston County (N.C.) Hall of Fame in 2007 and was honored by his hometown of Gastonia, N.C. in 2012 for his accomplishments during his career.

Hamilton was inducted into the Tennessee Sports Hall of Fame in 2013. As one of the top players at the University of Tennessee-Martin during his playing career, Hamilton's roots run deep in the state of Tennessee. He served as a team captain during his career at UT Martin and received both the team's Most Valuable Player Award and the Best Defensive Player award his senior season and is a charter member of the school's Hall of Fame.

Hamilton's induction into the Tennessee Sports Hall of Fame marks the fifth Hall of Fame he will be a member of during his illustrious career. He is also a member of the Austin Peay State University, University of Tennessee at Martin and University of Miami athletic Hall of Fames.

Hamilton went to Miami from Oklahoma State where he spent four years rebuilding the Cowboys' program. He led them to consecutive appearances in the NIT, the first back-to-back postseason appearances for OSU since the 1953 and 1954 seasons. While at Oklahoma State, he recruited and coached former Florida State assistant coach Corey Williams who was named the head coach at Stetson in June of 2013.

Prior to his tenure at Oklahoma State, Hamilton was on the staff at the University of Kentucky where he spent 12 seasons with one of the top programs in the country. From 1974-80, he served as an assistant coach, and in 1980 he was honored by being named the first associate head coach in Kentucky basketball history. During his 12 seasons at Kentucky, the Wildcats registered a 296-83 (.781) record, won eight SEC regular season championships, two SEC tournament titles, went to three Final Fours and won the national title in 1978.



Hamilton's coaching career began at Austin Peay State University where he served as a graduate assistant from 1971-73 and then as a full-time assistant from 1973-74. The Governors won back-to-back Ohio Valley Championships in Hamilton's last two seasons at the school. Hamilton recruited and coached James "Fly" Williams, the 1974 conference Player of the Year and two-time all-conference selection. Williams was a two-time consensus All-America in 1973 and 1974, the only two-time All-America in school history. The Governors won the OVC Championship and played in the NCAA Tournament in 1973.

He played at Gaston (N.C.) Community College where he set a school record by scoring 54 points in a game, and later at the University of Tennessee-Martin where he is a charter member

of the school's Hall of Fame. At both schools, he served as a team captain. Additionally, while at Tennessee-Martin, Hamilton received both the team's Most Valuable Player Award and the Best Defensive Player award his senior season.

Hamilton's legacy extends across the nation as eight of his former assistant coaches have moved on to become head coaches at the Division I level. Included on the list are Corey Williams (Stetson), Tim Carter (South Carolina State), Andy Enfield (Southern California), Tony Sheals (Virginia Union), Dwight Freeman, Randy Lee, Dickey Nutt (Southeast Missouri), John Phillips and Bill Self (Kansas).

He earned his bachelor's degree in physical education from Tennessee-Martin in 1971 and received a master's degree in physical and health education from Austin Peay State in 1973.

LEONARD HAMILTON'S COACHING RECORD

COLLEGIATE COACHING RECORD

Year	School	Record	Winning Pct.	Postseason
1986-87	Oklahoma State	8-20	.286	
1987-88	Oklahoma State	14-16	.467	
1988-89	Oklahoma State	17-13	.567	NIT 2nd Round
1989-90	Oklahoma State	17-14	.548	NIT 2nd Round
1990-91	Miami	9-19	.321	
1991-92	Miami	8-24	.250	
1992-93	Miami	10-17	.370	
1993-94	Miami	7-20	.259	
1994-95	Miami	15-13	.536	NIT 1st Round
1995-96	Miami	15-13	.536	
1996-97	Miami	16-13	.552	NIT 1st Round
1997-98	Miami	18-10	.643	NCAA 1st Round
1998-99	Miami	23-7	.767	NCAA 2nd Round
1999-00	Miami	23-11	.676	NCAA Sweet 16
2002-03	Florida State	14-15	.483	
2003-04	Florida State	19-14	.576	NIT 2nd Round
2004-05	Florida State	12-19	.387	
2005-06	Florida State	20-10	.667	NIT 2nd Round
2006-07	Florida State	22-13	.629	NIT Quarterfinals
2007-08	Florida State	19-15	.559	NIT 1st Round
2008-09	Florida State	25-10	.714	NCAA First Round/ ACC Championship Game
2009-10	Florida State	22-10	.688	NCAA First Round
2010-11	Florida State	23-11	.676	NCAA Sweet 16
2011-12	Florida State	25-10	.714	NCAA 3rd Round ACC Champions
2012-13	Florida State	18-16	.529	NIT 1st Round
2013-14	Florida State	22-14	.611	NIT Semifinals
2014-15	Florida State	17-16	.515	
Totals		458-383	.544	17 Postseason Appearances

APPEARANCES

At Oklahoma State	56-63	.471	2 Postseason Appearances
At Miami	144-147	.495	5 Postseason Appearances
At Florida State	258-173	.599	10 Postseason Appearances

PROFESSIONAL COACHING RECORD

2000-01 Washington Wizards (NBA)	19-63	.231	
----------------------------------	-------	------	--



STAN JONES

- ASSOCIATE HEAD COACH
- 14TH SEASON AT FLORIDA STATE
- MEMPHIS, 1984 | MEMPHIS, 1990

Stan Jones, one of the most respected and knowledgeable coaches in all of college basketball, is in his 14th season as the Associate Head Coach at Florida State. The 2015-16 season will mark his 20th season working alongside Seminole head coach Leonard Hamilton – 14 at Florida State, five at the University of Miami and one with the Washington Wizards in the NBA. Jones helped direct the Seminoles to their first-ever ACC Championship (2012) and has been on the bench for more wins over the nation's No. 1 ranked team (three), more wins over nationally ranked teams (30) and more 20-win seasons (seven) than any coach in school history.

Jones is consistently recognized as one of the top assistant coaches in the nation and has worked tirelessly to help build the Seminoles into a consistent winner – into a program that is the third winningest in the ACC in the last 10 years. Jones has been on the bench for two of the Seminoles' top four winningest seasons in school history and helped lead Florida State to 95 wins from 2009-12 – the winningest four-year period in Florida State history. The Seminoles also set a four-year Florida State record with 43 regular season ACC wins and 48 overall ACC wins.

Jones has helped the Seminoles compile an impressive list of accomplishments including the 2012 ACC Championship, a school-record four consecutive NCAA Tournament appearances (2009-12), a school-record nine consecutive postseason appearances (2006-14), the first two appearances in the ACC Championship game in school history (2009 and 2012) and more than 100 ACC victories.

His drive and determination as both a recruiter and a coach are two of the main reasons why Florida State is the third-winningest program in the ACC since the start of the 2005-06 season.

Jones has coached in four of the last seven NCAA Tournaments and helped the Seminoles to the Sweet 16 of the 2011 NCAA Tournament. He helped guide Florida State to the first ACC Championship in school history in 2012 and to four straight NCAA Tournament appearances from 2009-12. The Seminoles have won more ACC games in 13 years with Jones on the sideline (104) than they did in their first 11 years in the ACC (70) and he has helped the program increase its winning percentage in conference games by more than 10 percent.

Jones has systematically helped assemble then expertly coached winning basketball players and teams to heights never before seen in the programs he has worked to build. He helped coach Miami to a regular season championship in the Big East in 2000 only six years after the Hurricanes went winless in Big East play. He helped coach Mississippi State to the SEC Tournament Championship in 2002 – a title that marked only the second tournament championship in school history. At Florida State, Jones helped the Seminoles win the ACC Tournament in 2012. Florida State's ACC Championship is the most significant championship in Jones' career considering the Seminoles defeated two of the top four all-time winningest programs (Duke and North Carolina) in the semifinals and championship games of the event.

Jones has helped the Seminoles build a solid program by doing what he does as well as any coach in the country: recruit outstanding talent and develop those signees into NBA level players. A total of 10 Seminoles have become NBA Draft choices during his tenure at Florida State.

His coaching philosophies have helped Florida State become one of the nation's top defensive teams and his ability to teach the game of basketball has transformed the Seminoles in to one of the most fundamentally sound teams in the nation.

FLORIDA STATE IN THE NCAA TOURNAMENT

Jones has helped Florida State advance to four NCAA Tournaments including coaching the Seminoles to an appearance in the Sweet 16 of the 2011 NCAA Tournament. The Seminoles played in four consecutive NCAA Tournaments (2009-12) after playing in the NCAA Tournament only four times in the 13 years prior to Jones' arrival in Tallahassee. After winning a school-record tying 12 ACC regular season games and winning the 2012 ACC Championship, the Seminoles tied the school record by earning a No. 3 seed in the East Region in the NCAA Tournament. It had been 19 years since the Seminoles had earned a seed higher than No. 5 in the NCAA Tournament. Florida State was a No. 5 seed in the 2009 NCAA Tournament.

2012 SEASON

Florida State won its first ever ACC Championship in 2012 as it swept through the ACC Tournament with wins over Miami in the quarterfinals, No. 2 seeded and No. 6 ranked Duke in the semifinals and No. 1 seeded and No. 4 ranked North Carolina in the Championship game. The Seminoles finished the 2012 season with a 25-10 overall record and a school record tying 12-4 mark in ACC play. Florida State earned the automatic bid to the NCAA Tournament as the ACC Champion and played in its school record fourth consecutive NCAA Tournament where it advanced to the third round for the second consecutive season. The Seminoles defeated an ACC-high six ranked teams including both Duke and North Carolina twice and defeated each of the four Tobacco Road teams in the ACC (Duke, North Carolina, NC State and Wake Forest) in the same season for the first time since joining the ACC for the 1991-92 season.

FLORIDA STATE AND THE NATIONAL POLLS

On the strength of its first ACC Tournament championship and second 25-win season in four years, Florida State was ranked in the top 15 of both major national polls to end the 2012 season - No. 10 by the Associated Press and No. 15 in the ESPN/USA Today Coaches polls. It marked the first time since the 1992-93 season - and only the second time in school history - that the Seminoles were ranked in the top 15 in the final polls from both ranking services. The Seminoles were 15-6 while playing as a ranked team in 2012 including six consecutive wins during the month of March - two to close out the regular season, three in the ACC Tournament and one during their school-record fourth consecutive NCAA Tournament appearance.

FLORIDA STATE VS. RANKED TEAMS

Florida State has defeated 30 nationally ranked teams during the first 13 years of Jones' career as the associate head coach of the program. Included in those 30 wins over ranked teams are six victories over nationally ranked Duke teams including two when the Blue Devils were ranked No. 1 in the country at the time (March 1, 2006, 79-74 and Jan. 12, 2011, 66-61). Florida State has defeated four top-five and six top-10 ranked Duke teams with Jones on Florida State's staff. Jones has also helped Florida State earn three of the programs four all-time victories over the nation's No. 1 ranked team. In addition, with two victories over nationally ranked Duke, North Carolina and Virginia teams in 2012, the Seminoles led the ACC with six victories over nationally ranked teams on the way to winning Florida State's first ever ACC Championship.

NATIONAL RECOGNITION

As one of the top coaches in all of college basketball, Jones has been recognized several times for his achievements. As recently as 2012, he was selected as part of the elite group of assistant coaches from the input of more than 450 head and assistant coaches from around the nation.

COLLEGE COACHES WITH EXTRAORDINARY PROMISE

Jones was praised for his high basketball IQ, success, incredible ability to coach players, the respect he has earned from each of the players he has coached during his career, his teaching ability and knowledge of how to implement strategy as a member of a select panel at the 2012 NCAA Final Four in New Orleans. Said ESPN.com Insider David Thorpe: "I consider Stan Jones the best "coach" that works as an assistant in the NCAA. He has been Leonard Hamilton's right-hand man when they turned around the programs at the University of Miami and now at Florida State. But unlike many assistant coaches, Jones had extensive experience and incredible success as a high school coach in Tennessee, winning multiple state titles while being considered one of the top five prep coaches in the country. In addition to becoming a top recruiter, Jones is a big part of what Florida State does from a philosophical standpoint (like fronting the post at all times -- no other team does so) as well as being the loudest voice at every FSU practice. His command of the game and its nuances rival that of Roy Williams and Coach K ... both of whom incidentally lost to FSU a combined four times (in 2012)."



AN IMPACT RECRUITER ACCORDING TO ESPN'S JAY BILAS

Jones was also praised for his recruiting and teaching abilities by expert analyst Jay Bilas of ESPN who selected an outstanding group of five recruiters who have a huge impact in recruiting players and building programs. Said Bilas: "Jones is one of the most respected assistant coaches in basketball and is another basketball man who is not at all about being flashy. He is about teaching and coaching, and about giving back to the game and those who play it. There is a perception out there that the best recruiters are younger assistant coaches. Jones is clear evidence that is not always the case. He has been in the game forever, never misses an important detail and really does his homework. The results are clear. There is no way that Florida State would be as successful in identifying and securing talent without Jones. He is truly outstanding."

HAILED AS A TOP ASSISTANT COACH IN 2014 BY SPORTS ILLUSTRATED

In 2014 Jones was on a short list of assistant coaches deemed ready for head coaching jobs as determined by Pete Thamel and Brian Hamilton of *Sports Illustrated*. He was characterized by two current Division I head coaches as "a guy ready for the leap who is detail-oriented and has helped rebuild after rebuild."

ONE OF THE TOP 15 BEST ASSISTANT COACHES IN COLLEGE BASKETBALL

Jones was named as one of the top 15 assistant coaches in all of college basketball by Daniel O'Brien of the Bleacher Report in 2012. He is one of only three assistant coaches from the ACC named to the list. Said Daniels: "It's tough to give North Carolina and Duke a run for their money in the ACC, but with Stan Jones' help, the Florida State Seminoles have achieved that and more. During his tenure assisting Leonard Hamilton, Jones has guided the team toward the top of the conference. The Seminoles went from a cellar-dwelling squad eight years ago to ACC tournament champs in 2012. The program has seen a drastic improvement in recruiting during Jones' decade in Tallahassee, and he's been able to maximize almost every prospect's potential."

POSTSEASON AND NBA DRAFT

In his 19 years as a coach at the collegiate level, Jones has helped 15 different teams into postseason play including eight into the NCAA tournament. He has also recruited and coached 15 different NBA Draft selections, including five first round picks.

DRAFT PICKS

With 10 NBA Draft selections in the last 12 years, including three first round selections, Jones has helped Florida State become one of the top producers of NBA talent since his arrival in 2002. Florida State's three first round selections in the NBA Draft in the last nine seasons are nearly as many as Florida State produced during the decade of the 1990's (four) and nearly as many as were produced in the first 50 years of the program (six). Bernard James was the 33rd overall selection in the 2012 NBA Draft and has helped the Mavericks into the NBA Playoffs in each of his first three seasons. Chris Singleton was selected as the 18th overall selection in the 2011 NBA Draft and joined Al Thornton (14th overall selection in 2007) and Toney Douglas (29th overall selection in 2009) as recent first round draft picks. Singleton was a two-time ACC Defensive Player of the Year, Thornton was only the second NBA Draft Lottery selection in school history and Douglas was an All-ACC First Team selection as a senior. In the 2010 NBA Draft, Solomon Alabi and Ryan Reid became the first Seminole duo to be drafted in the same year since Doug Edwards and Sam Cassell were both chosen as first round selections in 1993. Tim Pickett, who earned All-America Honorable Mention and All-ACC First Team honors during his two year career at Florida State, was a second round pick of the New Orleans Hornets in 2004, while Von Wafer was a second round pick of the Los Angeles Lakers in 2005. Alexander Johnson was an All-ACC pick and was selected in the second round of the 2006 NBA draft by the Indiana Pacers. With nine draft selections since 2004, Florida State is tied third in the ACC for total draft selections. The Seminoles were one of only two ACC teams to have at least one player drafted each year from 2004-07, and in 2010 were one of two ACC teams (Georgia Tech) to have two players selected in the same draft.

BERNARD JAMES - FROM THE AIR FORCE TO THE NBA

Jones took particular pride in his coaching success when Florida State's Bernard James was selected with the 33rd overall selection in the 2012 NBA Draft. Jones was a driving force behind the incredible all-around improvement of James who did not play high school basketball and served three tours of duty in Afghanistan and Qatar in the United States Air Force. James came to Florida State with a little more than two years of junior college basketball experience under his belt and left for the NBA after earning All-ACC, All-ACC Tournament and ACC All-Defensive Team honors in becoming the face of the Seminole program for two years. James closed his career ranked in the top five for blocked shots and field goal shooting percentage despite playing only two years as a Seminole.

NBA DRAFT CHOICE SOLOMON ALABI

In 2009, Jones helped sophomore center Solomon Alabi achieve All-ACC Third Team and ACC All-Defensive honors after earning Freshman All-America Honorable Mention and All-ACC Freshman honors in 2008. Jones was largely responsible for the development of Alabi who led the ACC in blocked shots in both 2008 and 2009. The 7-footer came to Tallahassee with seemingly limitless potential and Jones helped Alabi reach that potential. Alabi earned ACC All-Defensive team honors and became only the seventh freshman in league history to lead the conference in blocked shots with 73. In his second full season of action, Jones helped the center reach even greater heights as he improved in nearly every category including rebounds per game (5.6 to 6.2), points per game (8.4 to 11.7), blocked shots (73 to 75), and free throw percentage (.680 to .794). Alabi led the team in points and blocked shots per game as well as free throw percentage. Alabi's development allowed him to become the second round draft choice of the Dallas Mavericks in 2009.

NBA DRAFT PICKS AL THORNTON AND TIM PICKETT

Jones is also largely credited with the development of 2007 NBA Lottery Draft pick Al Thornton, who came to Florida State as a little known freshman in 2004 and finished his career as one of the top players in school history. After averaging just 2.8 points and 7.9 minutes played as a freshman, Thornton left Florida State for the NBA as an All-America Third Team and All-ACC First Team selection, the runner-up ACC Player of the Year and the eighth-leading all-time scorer in Seminole basketball history. Thornton was named to the NBA All-Rookie Team in his first professional season. Jones's coaching talents have also been extolled for his work with Tim Pickett, who came to Florida State as a junior college transfer and left as an All-ACC First Team selection and an NBA Draft pick.

ALL-ACC SELECTIONS

Since joining the ACC in 1992, Florida State has produced four All-ACC First Team selections, and Jones has helped coach three of them - Tim Pickett, Al Thornton and Toney Douglas. In total, he has coached 10 all-conference selections, with three All-ACC Second Team selections and three Third Team All-ACC selections on top of the three team selections. In helping the Seminoles become the nation's most dominant defensive team, Jones has played an integral role in coaching the ACC Defensive Player of the Year in three of the last seven seasons. All-American Toney Douglas was named the league's top defender in 2009 while Chris Singleton earned the honor in both 2010 and 2011. Michael Snaer was named to the ACC All-Defensive Team in 2013 and Okaro White was named to the team in 2014.

FSU TEAM STATISTICAL IMPROVEMENT

Jones is an extraordinary teacher of defensive principles and the Seminoles have deservedly earned the reputation as the best defensive team in all of college basketball. The statistics validate the reputation. Florida State has ranked in the nation's top 10 in field goal percentage defense in four of the last seven seasons and has advanced to the NCAA Tournament each time they ranked in the top 10. Not only was Florida State's .363 field goal percentage defense in 2011 the fifth best mark in NCAA history - but it was the best in the ACC since 1960. The Seminoles led the NCAA in field goal percentage defense in both 2010 and 2011. Jones' coaching helped Miami lead the nation in field goal percentage defense during the 1998-99 season. Florida State has led the ACC in field goal percentage defense four of the last seven years including a league record four consecutive seasons (2009-12) and led the ACC in blocked shots and steals in 2012 in becoming only the fourth team in league history to lead the ACC in both blocked shots and steals in the same season. Florida State has led the ACC in blocked shots in four of the last six seasons and is the league's best overall shot blocking team in the last seven years.

SUCCESS AT MISSISSIPPI STATE

Jones helped lead Mississippi State to a school-best No. 3 seed in the 2002 NCAA tournament. The Bulldogs captured the school's second SEC tournament championship with victories over No. 11-ranked Florida and No. 8-ranked Alabama in the title game of the SEC Tournament. Mississippi State also recorded the school record for most wins in a single season with 27 in his only season in Starkville.

IN THE NBA WITH THE WASHINGTON WIZARDS

Jones was an assistant coach to Leonard Hamilton with the Washington Wizards in 2001.

MIAMI

Jones began his collegiate assistant coaching career at Miami under Hamilton in 1996. During his career at Miami, he helped guide the Hurricanes to a 95-54 record for a .638 winning percentage and three NCAA Tournament appearances. The 95 wins (19.0 wins per season) were the most in a five-year period for the program since the 1959 through 1964 seasons. Miami won 23 games in both 1999 and 2000 to mark only the third time in program history (and first time since 1964) that the program had won at least 20 games in consecutive seasons.

MIAMI POSTSEASON

In his final four seasons at Miami, Jones helped guide the Hurricanes to four postseason tournament appearances, a regular season Big East championship and the school's first ever NCAA Tournament "Sweet 16" appearance in 2000. Miami won a then-school record 23 games in 1999 on its way to the school's first ever top-10 national ranking. The Hurricanes were ranked No. 10 in the season ending Associated Press poll in 1999.

INCREDIBLE HEAD COACHING SUCCESS


Jones won four state championships and had a winning percentage of nearly 80 percent as the head coach at First Christian Academy in Memphis (1981-90) and at Jackson Academy in Mississippi (1990-95). He won two state championships at First Christian and two at Jackson Academy while earning Coach of the Year Honors twice in Mississippi (state Coach of the Year) and three times in Tennessee (district Coach of the Year). Jones won a total of eight district championships (five at First Christian and three at Jackson Academy) and was the head coach of the state of Tennessee All-Star team in 1989 and the head coach of the state of Mississippi All-Star team in 1994. He amassed a head coaching record of 353-91 for a .795 winning percentage.

PERSONAL

The 55-year-old Jones is married to the former Olga Campos. The couple has a daughter, Shannon (33) (son-in-law Kass Bottini), and a son, Adam (31). Shannon and Kass welcomed the family's first grandchild, Kaleb (6), into the world right after the Seminoles' run in the ACC Tournament championship game and the NCAA Tournament in March of 2009, his second grandchild, Jacob (4), just after the Final Four in 2011 and his third, Daniel (1), during the summer recruiting period in 2014.

ASSISTANT COACHING POSITIONS

Year	School	Overall/Conference Record	Accomplishments
1995-96	Miami	15-13/8-10 Big East	Big East Tournament, Quarterfinals
1996-97	Miami	16-13/9-9 Big East	NIT, Big East Tournament, Quarterfinals
1997-98	Miami	18-10/11-7 Big East	NCAA South Region, First Round
1998-99	Miami	23-7/15-3 Big East	NCAA East Region, Second Round
1999-00	Miami	23-11/13-3 Big East	Big East Co-Champions NCAA South Region Semi-Finalist
2001-02	Mississippi State	27-8/10-6 SEC	SEC Champions NCAA Midwest Region, Second Round
2002-03	Florida State	14-15/4-12 ACC	ACC Tournament Quarterfinals
2003-04	Florida State	19-14/6-10 ACC	NIT Second Round
2004-05	Florida State	12-19/4-12 ACC	Defeated No.3-Ranked Wake Forest
2005-06	Florida State	20-10/9-7 ACC	NIT Second Round- Defeated No.1-Ranked Duke
2006-07	Florida State	22-13/7-9 ACC	NIT Quarterfinals-Defeated No. 3-Ranked Florida
2007-08	Florida State	19-15/7-9 ACC	NIT First Round- Defeated No. 24- ranked Florida
2008-09	Florida State	25-10/10-6 ACC	NCAA Tournament ACC Tournament Championship Game Defeated Four Ranked Teams
2009-10	Florida State	22-10/10-6 ACC	NCAA East Regional, First Round
2010-11	Florida State	23-11/11-5 ACC	NCAA Southwest Regional Sweet 16
2011-12	Florida State	25-10/12-4 ACC	NCAA Tournament East Region, Third Round ACC Champions
2012-13	Florida State	18-16/9-9 ACC	NIT First Round
2013-14	Florida State	22-14/9-9 ACC	NIT Semifinals



DENNIS GATES

- ASSISTANT COACH
- FIFTH SEASON AT FLORIDA STATE
- CALIFORNIA, 2002

Nationally recognized as one of the top recruiters in all of college basketball, Dennis Gates is in his fifth season as a member of Leonard Hamilton's coaching staff at Florida State. His tireless work as a national and world-wide recruiter has helped the Seminoles become one of the deepest and most balanced teams in all of college basketball who begin the 2015-16 season as one of the top teams in the country. The Seminoles' freshmen class of Dwayne Bacon, Malik Beasley, Terance Mann, Chris Koumadje and Benji Bell was ranked as high as the No. 3 recruiting class in the nation.

Gates' ability to recruit star basketball players since joining Hamilton's staff in 2011 is evident when one scans Florida State's current roster. Nearly half of the players on the Seminoles' roster for the upcoming season were ranked in the nation's top 100 players when they were recruited including Bacon (No. 22), sophomore Xavier Rathan-Mayes (No. 24), Beasley (No. 44), sophomore Phil Cofer (No. 56), senior Montay Brandon (No. 58), Jarquez Smith (No. 63) and Terance Mann (No. 94).

Gates helped coach Florida State to the 2012 ACC Championship and to the third round of the 2012 NCAA Tournament.

With Gates on the staff, the Seminoles have firmly established themselves as the third winningest program in the ACC in the last 10 years (since the 2005-06 season) in total wins (213). The Seminoles are joined by only Duke and North Carolina as the three teams who have won more than 60 percent of their ACC games in the last 10 seasons.

Gates was an integral member of the Seminoles' coaching staff in 2012 when the Seminoles won the first ACC Championship in school history, played in the NCAA Tournament for the school-record fourth consecutive NCAA Tournament, finished the season ranked in the top 15 by the major polls, defeated an ACC-best six ranked teams, tied the school record for ACC wins with a 12-4 mark in ACC play, beat Duke and North Carolina twice each for the first time in school history, beat all four Tobacco Road teams in the same season for the first time and finished in the top 10 in the NCAA statistics in both field goal percentage defense and blocked shots.

Gates is one of four coaches on the Florida State staff who has coached and developed NBA players. That player development has continued during his first four seasons at Florida State as his work with Bernard James helped propel the Seminoles' all-star power forward to become the 33rd overall selection in the 2012 NBA Draft.

One of the sharpest minds in college basketball, Gates was hired as a graduate assistant at Florida State in 2005. After stops at Marquette, Cal and in the NBA with the Los Angeles Clippers, he coached at Northern Illinois in 2008 and was elevated to the position of associate head coach after just one season with the Huskies. At only 28 years of age, he became one of the youngest associate head coaches in all of college basketball. He was Northern Illinois' lead recruiter, coached the Huskie guards and helped numerous players earn All-Mid-American Conference and MAC All-Freshman honors during his two years there.

OUTSTANDING RECRUITING SUCCESS

Gates has been instrumental in bringing in three consecutive top-15 ranked recruiting classes full of talent to Florida State and works daily to ensure that tradition continues at Florida State. In the last three recruiting cycles, Gates has helped recruit seven players who were judged to be four- or five-star recruits including McDonald's All-American Dwayne Bacon, who is a freshman at Florida State for the 2015-16 season. He has helped assemble top ranked recruiting classes at each of his first four coaching stops -- Florida State, Cal, Nevada and Northern Illinois. The many players he has had a hand in recruiting have become the cornerstones of their respective programs and future NBA and professional players. His 2006 class at Cal included four top-150 recruits; Taylor Harrison, All Pac-10 guards Patrick Christopher, Jerome Randle and All Pac-10 power forward and 2008 NBA first-round draft pick Ryan Anderson. Following the 2006-07 season, Anderson was selected to the Pac-10 All-Freshman team.

GATES' SUCCESS WITH FLORIDA STATE'S GUARDS

Gates, who excelled as a combo guard during his playing career, has mentored the Seminoles' guards during his career in Tallahassee. He has worked with Luke Loucks (who set an ACC Tournament championship game record with 13 assists in the Seminoles' 2012 ACC Championship clinching victory over North Carolina), Ian Miller (who was named as the ACC's Sixth Man of the Year in 2014), Devon Bookert (who is on pace to become one of the Seminoles' all-time leaders in assists and 3-point shooting) and Xavier Rathan-Mayes (who earned All-ACC Freshman and All-ACC Honorable Mention honors in 2015).

POSTSEASON EXPERIENCE

Gates has helped coach the Seminoles to three postseason appearances in his first four years at Florida State -- the NCAA Tournament in 2012 and to the NIT in 2013 and 2014. Gates helped the Seminoles reach the semifinals of the NIT in 2014 to mark only the second time in school history they had advanced to the Final Four of the NIT. He also helped coach Cal into the 2006 NCAA Tournament and Nevada into the 2010 NIT. As a player, Gates was a three-year team captain (and four-year varsity letterwinner) at Cal and led the Bears to NCAA Tournament appearances in 2001 and 2002, the 1999 NIT title and the 2000 NIT Final Eight.

INCREASED WINS

In his first season as an assistant coach at Cal the Golden Bears saw their win total increase from 13 (2004-05) to 20 (2005-06). In his first season as an assistant at Florida State, the Seminoles saw their win total increase from 23 (2010-11) to 25 (2011-12).



PROFESSIONAL EXPERIENCE

Gates began his career as a coaching assistant with the Los Angeles Clippers as a skill development coach during the 2002-03 season. He worked with a strong collection of players that included 10 prospects with three or fewer years of experience including future All-Stars Elton Brand and Lamar Odom. Brand finished the 2003 season as the Clippers' leading scorer with an 18.5 points per game average while Odom ranked third on the team with a 14.6 points per game average. Brand and Odom formed one of the NBA's highest scoring and best shooting front court duos in the NBA with Gates on the Clippers' staff. The Clippers finished in the top 10 in the NBA statistics for blocked shots, free throws made and free throws attempted.

PREPARING PLAYERS TO REACH THE NBA

With Bernard James' selection in the 2012 NBA Draft, Gates expanded his resume of developmental success to four NBA Draft selections. In addition to working with James (second round pick of the Cleveland Cavaliers in 2012 / current member of the Dallas Mavericks) he has also worked with power forward Leon Powe at Cal (second round pick of the Denver Nuggets in 2006) as well as Travis Diener (second round pick of the Orlando Magic in 2005) and Steve Novak (second round pick of the Houston Rockets in 2006) of Marquette. Gates worked with two NBA players during his coaching tenure at Nevada: Armon Johnson was a second round draft choice of the Portland Trail Blazers in 2010 and has played for the Trail Blazers and the New Jersey Nets while Luke Babbitt was the No. 16 overall selection in the 2010 NBA Draft by the Minnesota Timberwolves. Babbitt currently plays for the New Orleans Pelicans.

STATISTICAL IMPROVEMENT

In each of his stops as an assistant coach, Gates has played a significant role in helping his teams improve statistically. Northern Illinois finished his second season (2008-09) ranked among the top five in six different statistical categories in the Mid-American Conference including third in scoring (66.2 ppg), third in three-point field goal percentage (34.7) and fourth in assists (12.4 apg). All were significant improvements from the 2007-08 campaign. The 2008-09 season saw the Huskies go 7-5 at home, their first winning record since the 2005-06 season. Overall, Northern Illinois improved its win total by four wins in Gates' first season as the Huskies associate head coach. During his second season at Nevada, the Wolf Pack finished third in the league statistics in rebounding (36.8 rpg), fourth in blocked shots (3.7 bpg) and fourth in field goal percentage defense (.426). The Wolf Pack also ranked in the top 15 in the nation in scoring and field goal percentage, and broke school single-season marks for scoring and field goals made and attempted in 2010. In his two seasons as an assistant coach at Cal, the Bears averaged 18 wins a season and won 20 games in advancing to the NCAA Tournament in 2006. Florida State has won 65 games in Gates' first three seasons under Hamilton – an average of 21.7 wins per season. In his first season at Florida State, he helped Florida State continue to stand as one of the nation's top defensive teams. Florida State finished fifth in the nation in field goal percentage defense and seventh in blocked shots in 2012. The Seminoles defeated an ACC high six ranked teams and defeated all four Tobacco Road teams in the ACC (Duke, North Carolina, NC State and Wake Forest) in the same season for the first time in school history. In his second season, the Seminoles led the ACC in blocked shots and finished second in free throw shooting percentage. It marked the school record fourth consecutive season the Seminoles had led the ACC in blocked shots while their second place finish in the team statistics in free throw percentage shooting marked an improvement of 10 positions in the league statistics. The Seminoles led the ACC in field goal shooting in 2014 – the first time in school history they led the ACC in that category since joining the ACC for the 1992 season.

SECOND TIME AROUND

Gates was a graduate assistant at Florida State under Hamilton during the 2004-05 season - a year the foundation for the current Seminole program began to take shape. The Seminoles counted a victory over No. 3 ranked Wake Forest in their win total. The Seminoles' win over the Deacons marked the third victory over a top five ranked team under Hamilton. Gates played a part in the development of future pros Al Thornton, Alexander Johnson and Von Wafer during his first season in Tallahassee with Thornton becoming only the second NBA Draft Lottery selection in Florida State history in 2007. Johnson and Wafer were second round NBA Draft selections.

COACHING TREE

Gates has learned the game from some of basketball's all-time greatest coaches including Hamilton who is one of the top 20 all-time winningest coaches in ACC history. He played and coached under Ben Braun at Cal (a finalist for the 2003 Naismith National Coach of the Year award), Tom Crean at Marquette (the 2012 National Coach of the Year by ESPN.com), Ricardo Patton at Northern Illinois and David Carter at Nevada. Braun has taken eight teams to the NCAA Tournament while Crean, the current head coach at Indiana, has guided eight teams to the NCAA Tournament including his 2003 Marquette team which advanced to the Final Four of the NCAA Tournament. Crean led Indiana to the 2013 Big Ten Championship and led the Hoosiers to an incredible 10 weeks at the No. 1 ranking during the 2012-13 season. Gates also worked under Alvin Gentry (current head coach of the New Orleans Pelicans) and the late Dennis Johnson while he was a coaching assistant with the Los Angeles Clippers.

PLAYING CAREER

During his playing career at Cal the Golden Bears compiled an 83-46 record, winning 20 games in a season three times. In 2002, the Bears reached the semifinals of the Pac-10 Tournament and the second round of the NCAA Tournament. Gates was named to the All-Tournament team at the Golden Bear Classic in 2001 after hitting a three-pointer to beat Penn State, 76-73, in the closing seconds of the championship game. He played in 114 career games, started 34 games and finished his career with a scoring average of 3.8 points per game as well as 100 steals and 148 assists.



SPECIAL HONORS

Gates was a two-time Pac-10 First Team All-Academic Team selection, was named Cal's Most Inspirational Player (2001) and was twice named the Bears' Outstanding Student-Athlete (1999 and 2001). In addition, he was awarded the 2002 Pac-10 Medal of Honor (given to the Pac-10 Universities Top Graduating Student-Athlete).

COACHING IS A FAMILY AFFAIR

Gates' younger brother, Armon, is in his third season as a member of Chris Collins' staff at Northwestern. He helped guide the Wildcats to victories over NCAA Final Four participant Wisconsin and NIT Champion Minnesota during his first season at Northwestern in 2014. Armon has coached at Loyola of Chicago (two seasons, 2012-13), TCU (2011), Kent State (two seasons, 2009-10) and was a graduate assistant at Western Kentucky as he helped the Hilltoppers advance to the Sweet 16 of the NCAA Tournament in 2008. As a player Armon led Kent State to an 88-42 overall record and three postseason appearances.

EDUCATION

Gates earned his bachelor's degree in sociology from Cal in just three years and played as a master's degree candidate in education during his senior campaign. He earned his Master of Science degree in adult education & human resource development from Florida State University in 2005.

ASSISTANT COACHING POSITIONS

Year	School	Overall/Conference Record	Accomplishments
2003-04	Marquette	19-12/8-8 Conference USA	NIT Quarterfinals
2004-05	Florida State	12-19/4-12 ACC	Defeated No. 3 Wake Forest
2005-06	Cal	20-11/12-6 PAC-10	NCAA First Round
2006-07	Cal	16-17/6-12 PAC-10	Defeated No. 4 ranked UCLA, No. 15 ranked Oregon
2007-08	Northern Illinois	6-22/3-12 MAC	Coached the MAC Freshman of the Year
2008-09	Northern Illinois	10-20/5-11 MAC	Coached two All-MAC selections
2009-10	Nevada	21-13/11-5 WAC	NIT First Round
2010-11	Nevada	13-19/8-8 WAC	Coached the WAC Freshman of the Year
2011-12	Florida State	25-10/12-4 ACC	NCAA East Regional Third Round ACC Champions
2012-13	Florida State	18-16/9-9 ACC	NIT First Round
2013-14	Florida State	22-14/9-9 ACC	NIT Semifinals
2014-15	Florida State	17-16/8-10 ACC	Defeated No. 23 Miami (Fla.)



CHARLTON YOUNG

- ASSISTANT COACH
- THIRD SEASON AT FLORIDA STATE
- GEORGIA SOUTHERN, 1994

Charlton "CY" Young, a veteran coach and one of the top recruiters in the nation, is in his third season as an assistant coach under Leonard Hamilton at Florida State. He is a veteran basketball man who has helped coach three teams into the NCAA Tournament. In his first two years at Florida State, Young has helped recruit two of the top classes in school history including the Seminoles' 2015 class which was ranked as the third best class in the nation.

Young's recruiting successes in the last two seasons have enabled the Seminoles to chart a course for long-term winning in Tallahassee. The caliber of each player currently on Florida State's roster, and those who have pledged to become Seminoles, will continue to help the program flourish now and into the future as it becomes one of the top programs in college basketball.

During his first two seasons at Florida State, he helped coach the Seminoles to the semifinals of the NIT, has coached four All-ACC selections and helped Florida State cement itself as the third winningest program in the ACC in the last 10 seasons.

As a coach and a player at the highest levels of college basketball during his career, Young has developed a shining reputation as one of the standout people in the coaching profession. He has crafted his reputation through hard work, a stellar eye for talent and the incredible ability to help each player he coaches become the best they can be at everything they want to accomplish – both on and off of the basketball court. As a player, he was an all-conference performer who played professionally. As a coach, he has made it his mission to help the players he coaches achieve the same lofty goals.

Prior to his arrival in Tallahassee, Young spent four seasons as the head coach at his alma mater, Georgia Southern. Georgia Southern won 15 games during the 2012 season – more wins than it had earned in any of the five previous seasons and won 29 games in his final two seasons. He led the Eagles to success in the Southern Conference as they won 12 conference games during the 2011-12 season to tie the school record for SC wins in a single season. Young coached five players who earned All-Southern Conference honors including two (Willie Powers in 2010 and Eric Ferguson in 2012) who earned all-conference first team honors.

A 1994 Graduate of Georgia Southern, Young led the Eagles to the 1992 Trans America Athletic Conference Championship – only the third conference championship in school history. The Eagles made the third NCAA Tournament appearance in school history in 1992 playing Oklahoma State at the Omni in Atlanta, Ga.

HEAD COACHING EXPERIENCE

Young was the head coach at his alma mater, Georgia Southern, from 2010-13 where he led the Eagles to the same success as their head coach as he did as a star player at the school from 1990-93. The Eagles were collectively and individually successful during his four seasons as the head coach at the Statesboro, Ga., school. He led the Eagles to a second place finish in the Southern Conference standings in 2012 as the team earned the second-best turnaround in league history. For his efforts he was honored as the Southern Conference Coach of the Year by multiple publications and was a finalist

for the Ben Jobe Award which is presented annually to the top Division I minority head coach. Young coached four All Southern Conference selections including Willie Powers (all-conference third team in 2010) and Eric Ferguson (all-conference first team in 2013, all-conference first-team and All-Southern Conference Tournament team in 2012 and the All-Freshman team in 2011). The selections of Powers and Ferguson to the all-conference team in 2013 mark the first time since 2007 that multiple Georgia Southern players had earned all-conference accolades in the same season. In 2013, he led the Eagles to a victory over Virginia Tech for the first win in program history over a team from the ACC.

CONSISTENTLY RECOGNIZED AS A RESPECTED RECRUITER

Young has been recognized throughout his career as one of the nation's best evaluators of talent. He was named one of the nation's top recruiters by InsiderHoops.com in 2002 and recognized again for his ability to evaluate and recruit talent as one of the nation's top 25 assistant coaches by Rivals.com in 2007.

ONE OF THE NATION'S TOP RECRUITERS

Young's recruiting roots run deep and his list of recruiting success has run long throughout his career on the Division I level. The Seminoles' recruiting class in 2015 (his first full class at Florida State was ranked third nationally by 247sports.com. His first recruiting class at Auburn (2001) was ranked as the nation's third best by ESPN.com. His 2010 recruiting class (his first full class at Georgia Southern) was ranked as the sixth best nationally and the best in the Southern Conference among mid-majors by ESPN.com. His first class at Georgia Tech (2006) was ranked as the nation's seventh best by Dave Telep of Scout.com and his only recruiting class at Northeastern (2000) is still considered to be the best in school history.

RECRUITING SUCCESS

While an assistant at Georgia Tech, Young recruited and signed Derrick Favors – the nation's No. 1 recruit. Favors was the No. 3 overall selection by the New Jersey Nets in the 2010 NBA Draft and currently plays for the Utah Jazz. In his only season at Georgia Tech, Favors was named to the ACC All-Freshman Team as he averaged 12.4 points, 8.4 rebounds and shot .611 percent from the field. Young also recruited Iman Shumpert (a current member of the Cleveland Cavaliers who played in the 2015 NBA Finals) to the Atlanta-based ACC school. Young also helped recruit Thaddeus Young (the 12th overall pick of the 2007 NBA Draft by the Philadelphia 76ers) and Javaris Crittenton (the 19th overall selection in the 2007 NBA Draft by the Los Angeles Lakers) to Georgia Tech while he was an assistant with the Yellow Jackets. He recruited 5-star guard and McDonald's All-American Dwayne Bacon to Florida State in 2015. Bacon was the only 5-star player to sign at an ACC school other than Duke for the 2015-16 season.



FLORIDA STATE CONNECTION

Young was an assistant coach at Jacksonville (1997-99) under Head Coach Hugh Durham, the all-time winningest coach in Florida State basketball history. With Young on the staff, the Dolphins improved their overall and conference win totals in both years he worked with the legendary Florida State Hall of Fame member who took the Seminoles to the championship game of the 1972 NCAA Tournament against basketball legend John Wooden and UCLA.

NATIVE FLORIDIAN

Young is a native of Miami, Fla., where he began to make a name for himself at Carol City High School. He led the Chiefs to a state championship as a junior and earned a nomination for the prestigious McDonald's All-American team as a senior. Young was part of the Carol City teams that earned a 66-7 record (.904 winning percentage) during his junior and senior seasons.

ASSISTANT COACH AT GEORGIA TECH

In four years as an assistant coach under Paul Hewitt at Georgia Tech (2006-09) he helped coach the Yellow Jackets into the NCAA Tournament in 2007 and to seven victories over ranked teams. Included in the Jackets' victories over ranked teams were wins over No. 4 ranked Wake Forest on January 31, 2009, No. 8 North Carolina on March 1, 2007 and No. 11 Duke on January 10, 2007. During his career at Georgia Tech, he helped develop the careers of eight players who have or who are playing in the NBA including first round draft choices Thaddeus Young, Derrick Favors, Iman Shumpert and second round picks Gani Lawal and Glen Rice, Jr.

ASSOCIATE HEAD COACH AT TENNESSEE CHATTANOOGA

Young was named the Associate Head Coach at the University of Tennessee Chattanooga where he earned success as a coach on the collegiate level. The Mocs won the North Division championship of the Southern Conference, won the Southern Conference Championship and played in the schools' first NCAA Tournament since 1997 in his only season at Chattanooga in 2005.

HELPED BUILD A WINNER AT AUBURN

Young helped build Auburn into one of the top programs in the SEC during two different and very successful stretches with the Tigers (1994-97 and 2000-04). During his time at Auburn, he helped recruit Chris Porter and Marquis Daniels to the Plains. Porter was a second round pick of the Golden State Warriors in 2000 while Daniels was signed as a free agent by the Dallas Mavericks in 2003. Porter led Auburn to the Sweet 16 of the NCAA Tournament in 2000 while Daniels led the Tigers to the Sweet 16 of the NCAA Tournament in 2003.

YOUNG AT NORTHEASTERN

Young was an assistant coach at Northeastern for one season (2000) where he worked with Marcus Blossom, one of the top 10 scorers in school history. Blossom earned all-conference honors in the America East during Young's only season with the Huskies.

RECORD HOLDER AT GEORGIA SOUTHERN

One of the greatest players in Georgia Southern history, Young is one of only 11 players in school history to score more than 1,500 career points (11th, 1,517 career points) and still has his name etched prominently in the Georgia Southern record book. One of the greatest shooters in school history, Young is still the school's career leader in 3-point field goal shooting percentage (.409 percent), is ranked third in school history in career free throw shooting percentage (.781 percent) and shot nearly .460 from the field during his four-year varsity letter winning career. More than 20 years after his playing career ended in 1993, Young is still ranked in the top 10 in school history for career assists (second, 530), career 3-point field goals made (third, 241), career 3-point field goals attempted (fourth, 589), career steals (sixth, 162), career field goals made (tied for eighth, 533) and career field goals attempted (eighth, 1,166). He led the Eagles with a career high 17.1 points per game scoring average as a senior in 1993, led the team in 3-point field goals made three times (1991, 1992 and 1993) and led the team in assist each of his four seasons as the Eagles' starting point guard. Young was Georgia Southern's leader in points scored (479), points per game (17.1 ppg), 3-point field goals made (93), 3-point field goals attempted (225), 3-point field goal percentage (.413), free throw percentage (.754), steals (52) and assists (143) during his senior season (1992-93).

HONORS AS A PLAYER

Young was a three-time all-conference selection at the point guard position in two different leagues during his four years on the varsity at Georgia Southern (1990-93). He earned all-conference second team honors in the Trans America Athletic Conference in 1991 and 1992 and all-conference first team honors in the Southern Conference during his senior season in 1993. Young was named the Most Valuable Player of the TAAC Tournament in 1992 as he led the Eagles to one of three conference championships in school history. The Eagles' victory over Georgia State in the 1992 TAAC Tournament propelled Georgia Southern into the NCAA Division I Men's Basketball Tournament for only the third time in school history. Young was recognized as a Basketball Legend by the Southern Conference during the Southern Conference Tournament in 1995.

GEORGIA SOUTHERN ATHLETICS HALL OF FAME

Young is one of nine players in school history who has been inducted into the Men's Basketball Hall of Fame at Georgia Southern. He was inducted into the school's Athletic Hall of Fame in 2008.

PROFESSIONAL CAREER

Young played professionally in France in 1994 before returning to Georgia Southern to earn his degree in broadcasting.

PERSONAL

Young, 44, and his wife, Carolyn, have four children: daughters Ariel and Audia and sons Isaiah and Nehemiah. Carolyn is a two-time Kodak All-American selection who led Auburn to a pair of Final Four appearances during her career. At Auburn she was named the SEC Player of the Year in 1991 and played for the Portland Fire of the WNBA. She was a member of the 1992 United States Olympic National Team that won the Bronze Medal at the 1992 Barcelona Olympics.

ASSISTANT COACHING POSITIONS

Year	School	Overall/Conference Record	Accomplishments
1996-97	Auburn	16-15/6-10 SEC	UAB Holiday Hoopfest Champions
1997-98	Jacksonville	8-19/6-12 Sun Belt	Helped improve overall and conference win total by 20%
1998-99	Jacksonville	12-15/7-9 Atlantic Sun	Helped increase the overall wins by 38%
1999-00	Northeastern	7-21/5-13 America East	Highest ranked recruiting class in school history
2000-01	Auburn	18-17/7-9 SEC	NIT Second Round
2001-02	Auburn	12-16/4-12 SEC	Wins over nationally ranked Alabama and Georgia teams
2002-03	Auburn	22-16/8-8 SEC	NCAA Tournament Sweet 16
2003-04	Auburn	14-14/5-11 SEC	Win over ranked LSU Team
2004-05	Tennessee Chattanooga		20-11/10-6 Southern Conference NCAA Tournament First Round Southern Conference Champions
2005-06	Georgia Tech	11-17/4-12 ACC	Wins over ranked Boston College and NC State teams
2006-07	Georgia Tech	20-12/8-8 ACC	NCAA Tournament First Round
2007-08	Georgia Tech	15-17/7-9 ACC	Win over ranked Clemson team
2008-09	Georgia Tech	12-19/2-14 ACC	Wins over two ranked teams including No. 6 Wake Forest
2013-14	Florida State	22-14/9-9 ACC	NIT Semifinals
2014-15	Florida State	17-16/8-10 ACC	Win over No. 23 Miami (Fla.)

HEAD COACHING POSITIONS

Year	School	Overall/Conference Record	Accomplishments
2009-10	Georgia Southern	9-23/6-12 Southern Conference	Recognized collectively by ESPN for the best recruiting class in the Southern Conference
2010-11	Georgia Southern	5-27/1-17 Southern Conference	Coached and helped develop Eric Ferguson to an honor of All-Freshman team
2011-12	Georgia Southern	15-15/12-6 Southern Conference	Southern Conference Coach of the Year
2012-13	Georgia Southern	14-19/7-11 Southern Conference	Led the Eagles to a victory over Virginia Tech marking the first win over an ACC team in school history



JACOB RIDENHOUR

- **DIRECTOR OF OPERATIONS**
- **11TH SEASON AT FLORIDA STATE**
- **FLORIDA STATE, 2008**

Jacob Ridenhour, whose knowledge of the game of basketball extends far beyond the court, is in his 11th season as Florida State's director of basketball operations. His knowledge of the game and his proven ability as an athletic administrator makes him one of the most valuable members of head coach Leonard Hamilton's coaching staff. Ridenhour has an incredible ability to quickly realize big picture issues, assess challenges and develop successful ideas on how to move Florida State's program to the next level.

Ridenhour's administrative and coaching expertise includes coaching experience at the high school, AAU and college levels and 18 years of administrative experience at two successful, Power Five conference schools -- Florida State in the ACC and Auburn in the SEC.

Ridenhour has been a member of 18 postseason teams including seven NCAA Tournament teams and three NCAA Sweet Sixteen teams at Florida State (2011) and Auburn (1999 and 2003). He was also a member of the Seminoles' 2012 ACC Championship team.

Ridenhour is a member of the athletics administration team working to renovate the Donald L. Tucker Center. The Seminoles' arena underwent a \$16 million renovation prior to the 2014-15 season and is currently in the planning stage of redesigning the backstage and locker room areas. The renovation projects have the Seminoles' poised to realize immediate as well as long-term success of the program under Hamilton.

As the director of operations at Florida State, Ridenhour's responsibilities include management of the program, office and team fiscal matters, all aspects of travel, academic development and contracts. He is the primary liaison with University and Athletic Administration, educators, fan groups and opposing schools.

Ridenhour is also director of the Florida State Basketball Camps. His responsibilities include organizing, marketing, and operating the camps. Ridenhour has created and instituted the highly successful Florida State Team Camp with teams from throughout the southeast and numerous international teams -- the largest of its kind at Florida State -- and brought in annual sessions of the prestigious Five-Star Basketball Camp to Tallahassee, both providing significant economic and financial impact to the Tallahassee community.

Ridenhour has been integrally involved in the day-to-day inner workings of two major Division I athletic departments for over 20 years. He began his collegiate career at Auburn as a team manager in 1993, for the late Tommy Joe Eagles. Later joining the staff at Auburn University for Cliff Ellis, the former head coach at Auburn and Clemson, where he created and administered the programs budget and was primary contact to the University Administration pertaining to the basketball team as well as overseeing player development. Ridenhour was the director of the highly successful Auburn Basketball Camp program.

While at Auburn, Ridenhour was instrumental in taking the Auburn program to unprecedented heights, reaching postseason play six times in his eight years with two trips to the NCAA Sweet Sixteen and the 1999 regular season SEC Championship. The Tigers regular season SEC Championship marked the first time in 40 years that Auburn had won the regular season SEC championship. He was involved in the fundraising, marketing and management of the Auburn Basketball brand. He was also responsible for the design and development of the Auburn Basketball Museum and was instrumental in the redesign of the office and locker room renovations.

Ridenhour has tremendous international experience with teams and programs involving tournaments, traveling, games and all aspects related to legal documents and requirements. Ridenhour has been with teams on three continents including Europe and Africa as well as Canada and the Caribbean.

Ridenhour organized and coordinated the Florida State's trip to Greece during the summer of 2013. While overseas, Florida State competed against and practiced with the Greek national team.

Prior to joining the Seminoles in the fall of 2005, Ridenhour participated in the NBA's Basketball Without Borders and traveled with the NBA to Dakar, Senegal and Johannesburg, South Africa. He co-directed the Island Shootout in Nassau, Bahamas in 2004 and 2005.

Ridenhour is also a frequent color analyst for ESPN3 and the Seminole IMG Radio Network for Florida State games. He made his television debut on ESPN3 in the Seminoles' 2011-12 season opener against Jacksonville.

A native of Salisbury, North Carolina, Ridenhour received his bachelor's degree in education from Auburn in 1995 and his master's degree in sport administration from Florida State in 2008.

Ridenhour was married to Evette O'Connor in 2011. The couple reside with Evette's two sons James (14) and Will (10) in Tallahassee.



MICHAEL BRADLEY

- **STRENGTH AND CONDITIONING COACH**
- **14TH SEASON AT FLORIDA STATE**
- **SAN DIEGO STATE, 1989**

Michael Bradley's position with Florida State's Basketball team includes creating rigorous schedules and strength and conditioning endurance regimes. Along with head coach Leonard Hamilton, Bradley brings knowledge and immense energy in maintaining high performance levels in the weight room. He has commitment and dedication with the basketball team in the Basketball Training Facility which keeps the Seminoles as an elite Division I Program.

Bradley has helped the Seminoles win the ACC Championship in 2012 and play in a school record four consecutive NCAA Tournaments (2009, 2010, 2011 and 2012).

Bradley designed and equipped the state-of-the-art weight room in the Seminoles' Basketball Training Facility that opened in 2002. The weight room is considered to be one of the best and most complete in all of Division I sports.

Bradley also worked at the University of Miami under Hamilton from 1995-98 where he worked with eight teams, which included one NCAA Tournament and one NIT appearance by the men's basketball team.

Bradley came to Florida State from Stanford where the athletes he worked with and achieved tremendous success in the weight room and on the field. At Stanford, Bradley worked directly with the men's basketball, men's swimming and field hockey teams. In addition, he assisted with the strength and conditioning efforts for the nationally ranked football, women's basketball, women's swimming and softball teams. During his four-year tenure at Stanford, the Cardinal won the Sears' Directors' Cup as the nation's top overall program in Division I athletics four times. Stanford played in the NCAA Tournament each of the four years Bradley worked with the men's basketball team. In 2002, the Cardinal was 31-3 and led the nation in victories.

He has also worked at the U.S. Military Academy (1994-95), South Carolina (1993-94) and Southern Methodist (1990-93) and was an assistant football coach at UC Santa Barbara (1989-90).

Bradley has worked with nine postseason tournament teams, nine NBA Draft selections (Tim Pickett, Von Wafer, Alexander Johnson, Al Thornton, Toney Douglas, Solomon Alabi, Ryan Reid, Chris Singleton and Bernard James) during his first 13 years at Florida State.

Bradley earned a bachelor's degree in chemistry from San Diego State in 1989 and a master's in chemistry from UC Santa Barbara in 1990.





ERICK CASTO

- **EQUIPMENT MANAGER**
- **NINTH SEASON AT FLORIDA STATE**
- **FLORIDA STATE, 2006**

Erick Casto, has a deep commitment to the men's and women's basketball team; and as equipment manager, he oversees the operations of the team with head coach Leonard Hamilton.

Now in his ninth season, Casto has been involved with the Seminoles basketball teams since 2004. His understanding of the management of the Seminoles' extensive equipment room makes him a vital member to the Florida State Athletics Equipment Department.

Casto performs numerous tasks that range from distribution of all team equipment to the Seminole players and coaches and support staff. He also oversees the Nike accounts for both the men's and women's teams.


Before coming to Florida State in 2004 Casto was the head basketball manager at Mississippi State University.

Casto's responsibilities included overseeing the managerial staff and completing tasks for the coaching staff and members of the department of athletics. During his career at Mississippi State, Casto helped the Bulldogs earn the SEC Western Division Championship in 2003 and the SEC Championship in 2004. Mississippi State advanced to the NCAA Tournament in both seasons.

Casto was the Head Student Basketball Manager from 2000-2002 for the nationally recognized Okaloosa-Walton Community College men's basketball team. In 2002 the Raiders finished sixth in the nation at the NJCAA Tournament. While at OWCC, Casto was responsible for the tracking of all the inventory and equipment for the men's basketball program. In addition, Casto worked with the visiting teams and served as the team's videographer at home and on the road.

Casto earned his bachelor's degree in sport management from Florida State in 2006. Casto earned Dean's List recognition and was a member of the National Honor Society throughout his academic career.

In August of 2004, Casto and his wife, Amy, were married. They have two children: Caden (5) and Mason (1).



DICKEY NUTT

- **VIDEO COORDINATOR**
- **FIRST SEASON AT FLORIDA STATE**
- **OKLAHOMA STATE, 1982, 1985**

Dickey Nutt, most recently the head coach at Southeast Missouri State, is in his first season as a member of Leonard Hamilton's basketball staff at Florida State.

Nutt, the 1998 Sun Belt Conference Coach of the Year, was the head coach at Arkansas State (1996- 2008) and at Southeast Missouri State (2009-2015) and led those programs to success on the national and conference levels. He guided Arkansas State to the NCAA Tournament in 1999; the first time the Indians had played in the NCAA Tournament. Nutt led Arkansas State to a pair of regular season championships in the Sun Belt Conference (1998 and 2007) and led Southeast Missouri to two consecutive top-two league finishes (2013 and 2014) in the Ohio Valley Conference. His success at Southeast Missouri came after taking over a program that had a 28-game losing streak before his arrival.

Nutt established the Redhawks as one of the top and most consistent teams in the Ohio Valley Conference. Southeast Missouri annually ranked among the top offensive teams nationally and in the Sun Belt Conference. The team ranked second nationally in field goal percentage (.499), sixth in scoring offense (82.9 ppg) and assists (16.7 apg) during the 2013-14 season.

Nutt began his collegiate coaching as an assistant coach at Oklahoma State (under Hamilton) for two years before moving to Arkansas State, where he was an assistant coach for eight years. While an assistant coach at Oklahoma State, Nutt worked alongside Hamilton and current Kansas head coach Bill Self. In 1995, Nutt was promoted to head coach and led the Indians to a Sun Belt Conference championship during the 1998-99 season, which led the first NCAA Tournament appearance in school history.

Nutt took over as head coach at Southeast Missouri State in 2009, steadily improved the team's record each season.

Nutt is the second of four sons, all of whom have had a hand in collegiate athletics throughout their careers.

Dickey's older brother, Houston, is currently a college football studio analyst for CBS. Prior to becoming a television analyst he was head football coach at Ole Miss, Murray State, Boise State, and Arkansas. His younger brother, Danny, served as an assistant athletics director for player development at Ole Miss during Houston's head coaching tenure, is the running backs coach at Eastern Illinois. Dickey's youngest brother, Dennis, worked as a head basketball coach for Texas State for six years before becoming a scout for the Charlotte Bobcats (now Hornets). Dennis also played in the NBA for the Dallas Mavericks. Currently he is the head coach of men's basketball at Ouachita Baptist.

Nutt, who played at Oklahoma State from 1977-81, began his coaching career as an assistant coach at Stillwater High School in Oklahoma in 1982.

Nutt has two sons, Logan and Lucas (who are both high school basketball head coaches in Missouri), and a daughter, Lexis. Lexis is an aspiring actress and had a part in the Ben Affleck movie *Gone Girl*.

Nutt holds a master of science degree in athletic administration and a bachelor of arts degree in physical education, both from Oklahoma State University.



BOBBY SUAREZ

- **ASSISTANT VIDEO COORDINATOR**
- **THIRD SEASON AT FLORIDA STATE**
- **FLORIDA GULF COAST, 2012**

Bobby Suarez is in his third season as the assistant video coordinator at Florida State under two-time ACC Coach of the Year Leonard Hamilton.

His responsibilities include preparing team and individual video edits, self-scouts, opponent video breakdowns, film exchange, scouting reports and recruiting videos.

Suarez is also an assistant director of the Leonard Hamilton Basketball Team Camp held annually during the summer.

Suarez served as a student manager/Intern at Florida Gulf Coast University in Fort Myers, Fla., from 2009-2013. He was a member of the Eagles' now famous Dunk City team that advanced to the Sweet 16 of the NCAA Tournament.

During that magical 2013 season, Florida Gulf Coast won the Atlantic Sun Tournament championship to earn the league's automatic bid into the NCAA Tournament. The Eagles defeated No. 2 seeded Georgetown and No. 7 seeded San Diego State, becoming the first No. 15 seed to advance to the NCAA Tournament Sweet 16.

Suarez's responsibilities included on-court development, compiling video edits and assisting with on-campus recruiting. He was also the assistant director of the Andy Enfield Summer camp.

Suarez worked with four all-conference players during his time at Florida Gulf Coast: Brett Comer (who finished his career ranked 24th on the all-time NCAA career assists list), Bernard Thompson (the 2013 Atlantic Sun Defensive Player of the Year), Chase Fieler (the all-time program leader for rebounds, blocked shots and field goals made) and Sherwood Brown (2013 All-America Honorable Mention selection and the 2013 Atlantic Sun Player of the Year).

In 2014, Suarez worked for Orlando Antigua (now the head coach at USF) and assisted with day to day operations of the Dominican Republic National team.

Suarez earned his bachelor's degree in business management from Florida Gulf Coast University in 2012.



CHARLIE HOGAN

- **ACADEMIC COORDINATOR**
- **FOURTH SEASON AT FLORIDA STATE**
- **LOUISIANA TECH, 2004, 2008**

Charlie Hogan joined the Florida State Athletic Department in June 2012 and is the Academic Advisor for men's basketball and the golf teams. In January 2014 he was named Assistant Director for the department. His duties include oversight of the class checking program and the Student-Athlete Academic Services Staff Internship program.

Hogan provides counseling and guidance to student-athletes regarding academic development as well as monitoring eligibility, advisement, and assisting in the recruitment of all prospective student-athletes.

Prior to coming to Florida State Hogan worked at the University of Alabama at Birmingham as the academic advisor for men's basketball, women's cross country and women's track and field. He also served as the community service coordinator for the department. Before working at UAB, Hogan worked at the University of Wyoming where he was the academic coordinator for the men's basketball and wrestling programs.

Hogan got his start in collegiate athletics while attending graduate school at Louisiana Tech. He began working in the athletic academic center as a graduate assistant. During his time there, he was promoted to the academic contact for football and finally to acting assistant athletic director for academics. Other responsibilities for Hogan included working as the academic advisor for men's and women's basketball, directing the student-athlete tutoring program, and overseeing the student-athlete book loan program.

Hogan worked at ESPN 97.7 FM, one of the nation's largest all sports talk stations, from 2003-09. There, he worked as play-by-play talent for collegiate and high school football, basketball, baseball, and softball broadcasts. Hogan also was an on-air producer for the Louisiana Tech, LSU, and Grambling State radio networks.

Hogan is a graduate of Louisiana Tech University where he earned his bachelor's degree in computer information systems in 2004 and a Master's degree in industrial organizational psychology in 2007.

Hogan is an active member of the National Association of Athletic Advisors (NAA). A native of Choudrant, La., Hogan and his wife Jennifer have a son, Ethan, and a daughter was born in the fall of 2015.



SAM LUNT

- **HEAD BASKETBALL TRAINER**
- **32ND SEASON AT FLORIDA STATE**
- **MIAMI, 1983 | FLORIDA STATE, 1987**

Sam Lunt, the longest tenured athletic trainer at Florida State and the longest tenured member of the men's basketball staff, is in his 32nd season as a member of the Seminole athletic staff. He is responsible for the athletic training and medical operations for the nationally ranked men's basketball team.

Lunt oversees the medical needs for the Seminoles men's basketball team and teaches courses in the sports medicine department.

Lunt began working with the men's basketball team in 1988 and is the longest tenured member of the Florida State basketball staff. The Seminoles have appeared in eight NCAA Tournaments, four NIT tournaments and won the 2012 ACC and 1991 Metro Conference Championships with Lunt on the sidelines. He has been the trainer for both of Florida State's NBA Draft Lottery selections: Al Thornton in 2007 and George McCloud in 1989 and worked extensively with Toney Douglas who was selected in the first round of the 2009 NBA Draft and Chris Singleton who was selected in the first round of the 2011 NBA Draft.

Lunt came to Florida State in 1983 after receiving his bachelor's degree in athletic training from the University of Miami. While at Miami, he worked as a student trainer in the Hurricane athletic department and served as an assistant trainer with the Miami Dolphins of the NFL during the summer of 1982.

As a graduate assistant at Florida State, Lunt worked with the Seminole football team while earning his master's degree in sports psychology. During the 1985 spring football season, he worked for the Jacksonville Bulls of the USFL.

Lunt was a member of the training staff at the 1989 World University Games in Duisburg, Germany, the 1987 U.S. Olympic Festival and 1991 AAU Junior Olympics that were held in Tallahassee.

Lunt was named the Professional Outreach Athletic Trainer of the Year by the Athletic Trainers' Association of Florida in 2004. He became the first recipient of the award given by the ATAF to the trainer who has done their best to advance the profession and the association.

Lunt, 54, is married to the former Agnes Bundick. The couple has three children: Ryan, (18) and 15-year old twins, Sean and Erin.

He is a certified member of the National Athletic Trainers Association.

MEN'S BASKETBALL SUPPORT STAFF




VICKY CUPP

Executive Assistant
To Director of
Athletics Stan Wilcox



DAVID REGISTER

Business Operations
for Basketball



DREW LONGENECKER

Director of Marketing



MATT RUDD

Ticket Operations for
Men's Basketball



RYAN ZORNES

Director of Facilities
for Men's Basketball



KEENAH LAMBERT

Special Assistant to
Coach Hamilton




RENEE ANDREWS

Administrative
Assistant to the
Assistant Coaches




RYAN SHARBAUGH

Graduate Manager



IAN BORDERS

Graduate Manager



DAN TORRES

Graduate Manager




CHRIS KENT

Student Manager




LAZARO TOLEDO

Student Manager




KYLE HAND

Student Manager




CONNOR TOWNE

Student Manager



GINA GORYOKA

Equipment Staff



AUSTIN LAZZARI

Equipment Staff



GABRIELLE De ARMAS

Student
Athletic Trainer



CALEB WARD

Student
Athletic Trainer



JOHN THRASHER

• UNIVERSITY PRESIDENT

John Thrasher, a Florida State University alumnus and former state legislator, is the university's 15th president. He assumed office Nov. 10, 2014, succeeding President Eric J. Barron.

Thrasher earned a bachelor's degree in business from Florida State in 1965. He subsequently joined the U.S. Army where he received the Army Commendation Medal in Germany and was awarded two Bronze stars for his service in Vietnam. He was honorably discharged as a captain in 1970.

Thrasher then returned to his alma mater to earn a law degree with honors in 1972. In his political career, Thrasher has served on a school board, in the Florida House of Representatives and in the Florida Senate. His success as a leader, businessman and lobbyist has helped him to develop strong ties within the community.

After working in private law practice in Daytona Beach and Tallahassee for several years, Thrasher returned to Jacksonville to serve as general counsel of the Florida Medical Association, a position he held for 20 years. He also served as "of counsel" to the Jacksonville law firm of Smith, Hulsey & Busey from 1996-2008. Thrasher was a partner of Southern Strategy Group, a Tallahassee-based governmental relations firm, from 2001 to 2009.

Thrasher's political career began in 1986 when he was elected to the Clay County School Board where he served as vice chairman, then chairman. He then became a state representative in 1992, and he was re-elected without opposition in 1994, 1996 and 1998.

Thrasher was unanimously elected as the speaker of the Florida House of Representatives in 1998, where he supported legislation such as the "A+ Education Plan" and the largest tax cut in Florida history.

He was elected to the Florida Senate in 2009 and subsequently re-elected. He served as chairman for the Republican Party of Florida in 2010.

As a senator, Thrasher served as the chair of the Rules Committee and was involved in the Appropriations, Community Affairs, Ethics and Elections, Gaming, Judiciary, Regulated Industries, and Joint Legislative Budget Commission committees. He also served on the Appropriations Subcommittees on Education as well as Health and Human Services.

From 2001 to 2005, Thrasher was the first chair of Florida State University's Board of Trustees. In 2002, he was a key supporter of legislation that brought funding to the development of FSU's College of Medicine, and a building at the college is named in his honor.

Born in Columbia, S.C., Thrasher grew up in Jacksonville after moving to Florida in 1949. He and his wife, Jean, have three children and eight grandchildren.



John and Jean Thrasher

2015-16 FLORIDA STATE BOARD OF TRUSTEES



EDWARD E. "ED" BURR
Chair



LESLIE PANTIN
Vice Chair



KATHRYN BALLARD



ALLAN BENSE



WILLIAM "BILLY" BUZZETT



JOSEPH L. CAMPS



EMILY FLEMING DUDA



SUSAN FIORITO



JOSEPH GRUTERS



MARK HILLIS



BOB SASSER



BRENT W. SEMBLER



JEAN TABARES



STAN WILCOX

• **DIRECTOR OF ATHLETICS**

Stan Wilcox was named FSU's 11th full-time Director of Athletics in August of 2013. In his two years on the job the Seminoles won the school's third football National Championship in 2013 and the University's first-ever soccer National Championship in 2014. The athletic department recorded a 12th-place finish in the Learfield Sports Athletic Director's Cup in 2013 and an 11th-place finish this past year, despite fielding fewer sports than almost any other school in the top 15 of the standings.

Wilcox has been at the helm during a two-year span that is one of the most successful in the history of Seminole athletics. FSU has claimed nine ACC Coach of the Year honors in the last two years and won 13 ACC titles, the largest number of championships in a two-year span in school history. During Wilcox's tenure there have been 13 ACC Player of the Year honors awarded to Seminoles and FSU student-athletes have received more than 120 All-America honors. Add to that a Heisman Trophy winner, 13 ACC Performers of the Year and 13 CoSIDA Academic All-Americans and the excellence the program has experienced under his leadership is apparent.



Facilities upgrades have also been a major focus since Wilcox arrived in Tallahassee. In the last year the Tucker Center, home to FSU's men's and women's basketball programs, has been completely transformed with new seating, state-of-the-art scoreboards and numerous infrastructure improvements. Seminoles football offices, locker rooms, common areas, meeting rooms, coaches' locker rooms and players' lounge areas have all been significantly renovated or are currently under construction. Still in the works are improvements to the Tucker Center locker rooms for men's and women's basketball, as well as locker room renovations for soccer, softball and beach volleyball.

Wilcox came to Florida State from Duke where he served as Senior Deputy Director of Athletics from 2008-2013. During his time at Duke, Wilcox's duties included managing the day-to-day operation of the department and oversight of the football program. Other oversight responsibilities included Human Resources, Contracts, Legal Affairs, Athletics Training, Strength and Conditioning, Equipment, Campus Recreation, Physical Education, Marketing and Promotions, Ticketing, Digital Media, Sports Information and Video Operations. In addition, Wilcox was responsible for coordinating football scheduling.

Before arriving at Duke, Wilcox, a former basketball letterman at Notre Dame, spent three years as the deputy director of athletics at his alma mater. Prior to returning to South Bend in 2005, he served 11 years as an associate commissioner of the BIG EAST Conference.

While working at the BIG EAST Conference, Wilcox was the league's representative to the NCAA Management Council from 2000-05 and served on the Management Council subcommittees on incentives and disincentives, governance, nominations and the task force to review the NCAA's one-time transfer exception rule. His national compliance responsibilities extended to the NCAA recruiting task force and the basketball issues committee. His internal BIG EAST Conference duties included handling the league's NCAA governance, legislative, enforcement, compliance services and legal issues. In recognition of his outstanding service, he was awarded the 2001-02 National Association of Athletics Compliance Coordinators Outstanding Achievement Award.

In addition to his Florida State duties, Wilcox currently holds several national and ACC leadership positions including: membership on the NCAA Administrative Cabinet; 2015-16 Chair of the ACC Athletics Directors; Chair of the ACC Women's Basketball Committee; and, for the last 12 years, serving on the Advocates for Athletic Equity (AAE) Board of Directors.

Throughout his career Wilcox has spent considerable time expanding opportunities for others. He helped to create the Minority Opportunity Athletics Association and subsequently served as a member of its Board, and from 2003 to 2005 he was President of the Black Coaches Association (BCA).

Before his tenure at the BIG EAST Conference, Wilcox worked as a legislative assistant at the NCAA from 1989-94. Prior to that, he worked as a senior court analyst for the Kings County Supreme Court in Brooklyn, N.Y., from 1982-89. Following his graduation from Notre Dame in 1981 with a degree in economics, he spent one year as an account executive for Serres, Visonos & Rice Insurance in New York, N.Y. and was a graduate assistant basketball coach at C.W. Post College.

A native of North Babylon, N.Y., Wilcox played in 100 career games on the hardwood for the Fighting Irish and was a member of Notre Dame's 1978 club that faced Duke in the NCAA Final Four in St. Louis, Mo. He helped the Irish to a four-year ledger of 92-26 with four NCAA Tournament berths. Wilcox went on to earn a juris doctor degree from the Brooklyn Law School in 1988 and is a member of the New York State Bar Association.

He is married to the former Ramona Harrell and has three daughters, Soraya, Yasmeen and Nadia, and Ramona has three sons, James, Brian and Charles.



Stan and Ramona Wilcox



CINDY HARTMANN

• DEPUTY DIRECTOR OF ATHLETICS FOR ADMINISTRATION

Cindy Hartmann was hired in the spring of 2014 to the newly created position of Deputy Director of Athletics for Administration at FSU. She joined FSU's executive athletic staff with primary responsibility for personnel management and human resources. She also is the sport administrator for the softball and men's and women's swimming and diving programs.


Prior to Florida State, Hartmann served as Associate Athletic Director for Compliance at Duke for five years. At Duke she administered the compliance office and served as primary sport oversight for the Blue Devils' rowing program and secondary administrator for women's basketball. Before transitioning to her compliance role, Hartmann served as Assistant Director of Athletics for Human Resources beginning in 2008. Prior to her work at Duke, she worked at the University of Dayton for over a decade serving most recently as an Associate Athletics Director and Senior Woman Administrator from 2001-07.

A native of Syracuse, N.Y., Hartmann's previous experience in college athletics includes stints at Georgia Perimeter College, Georgia State University, the University of Connecticut, and the University of Tennessee.

Hartmann currently serves on the ACC Equity Committee. She recently completed a four-year appointment on the NCAA Women's Basketball Issues Committee. She also served a four-year term (2002-06) on the NCAA Women's Basketball Committee and one year (2001-02) as a member of the NCAA Academics/Eligibility/Compliance Cabinet.

After earning four varsity letters as a member of the basketball team, Hartmann graduated from Syracuse University in 1991 with a degree in photojournalism. She went on to receive a master's degree in education-sport administration from Georgia State University in 1995.

Hartmann and her husband, Troy, are the parents of two children, Samuel and Olivia.



KARL HICKS

• DEPUTY DIRECTOR OF ATHLETICS FOR EXTERNAL OPERATIONS

Karl Hicks was hired in the spring of 2014 to the newly-created position of Deputy Director of Athletics for External Operations at FSU. Hicks oversees all external operations for athletics including tickets, sports information, marketing and promotions, communications, website and risk management and will serve as the staff liaison with Seminole Productions as well as oversight of the men's basketball program.

Hicks was the ACC Senior Associate Commissioner for Men's Basketball Operations from 2007-2014. During his seven years at the league office his responsibilities included oversight of all men's basketball operations, as well as management of the ACC Men's Basketball Tournament and two NCAA Men's Tournament second and third rounds hosted by the conference in 2009 and 2012, respectively.

Prior to his role with the ACC, Hicks served as the Assistant General Manager and Senior Vice President of Basketball Operations for the NBA's Charlotte Bobcats from 2003-2007. His initial foray in professional sports came in 2000 when he was hired by the NBA as Executive Director of the newly-created National Basketball Development League, where he spent three years. He also served at the Southeastern Conference (1998-2000) as Assistant Commissioner for Institutional and Student Services and at the NCAA (1994-1998) as an Enforcement Representative.

A 1983 graduate of the University of New Hampshire with a B.A. in Communications, Hicks was a member of the men's basketball team and went on to serve as an assistant basketball coach at his alma mater (1984-1985) and at the American University in Washington, DC (1985-1990).

Hicks earned a master's degree in business administration from the University of Maryland in 1992, and resides in Tallahassee with his wife Melanie and son Eli.



MATT BEHNKE

• SENIOR ASSOCIATE ATHLETICS DIRECTOR FOR BUSINESS/CHIEF FINANCIAL OFFICER

Matt Behnke is Florida State Athletics' Senior Associate Athletics Director for Business and Chief Financial Officer. This is his third year serving in this role.

As the Department's chief financial officer, Behnke is responsible for all departmental business and financial matters, including budgetary oversight and financial reporting. He will assist in the departments' strategic planning efforts as well as serve as the Department's representative with all other University financial divisions. In addition, he will oversee the department's information technology functions. He serves as the financial liaison to all athletic direct support organizations (DSO's), including Seminole Boosters, Inc. and FSU Financial Assistance, Inc. Under the guiding principles of transparency and enhanced financial reporting, Behnke has led the efforts to simplify the Department's fiscal affairs by consolidating the multiple budgets of the Department and reporting the Department's budget in a more clear and concise format. The result, the newly created Athletic Budget Reporting Package and the enhanced Annual Financial Statements, have been recognized for its presentation of the fiscal condition of the Department.

Behnke has been involved with Seminole athletic finances since 2004 as a member of Seminole Boosters, Inc., the University's athletic development and fundraising organization. Becoming the Booster Chief Financial Officer in 2009, he oversaw all financial matters and worked with the department's business functions on all consolidated reporting functions. He was responsible for strategic planning, budgetary development and communication, financial reporting, student-athlete endowment investment implementation, and Seminole athletic facility financing. He led the effort to finance the new Albert J. Dunlap Indoor Training Center (opened in August 2013) and the new Student Housing Facility (opened in August 2014).


A native of Three Oaks, Mich., Behnke graduated from Florida State University with a bachelor's degree in accounting in 1998. He began his career at the public accounting firm Thomas Howell Ferguson P.A. in Tallahassee, where he earned his CPA certification from the State of Florida Board of Accountancy.

Behnke has served on the FSU Fraud Prevention & Detection Committee as well as numerous Florida Institute of CPA committees. He currently serves as a member of the Seminole Boosters Student-Athlete Endowment Committee.

Behnke married the former Kelly May in July 2007, and welcomed son Andrew James in November 2014.



TM



MONK BONASORTE

- **SENIOR ASSOCIATE DIRECTOR OF ATHLETICS FOOTBALL OVERSIGHT**

Monk Bonasorte is in his eighth year as Senior Associate Director of Athletics at Florida State and among his responsibilities is oversight of internal operations within the athletic department and oversight of Florida State's 2013 National Championship football team and 2014 National Championship women's soccer program.

Currently, Bonasorte is responsible for administrative oversight of the following departments: Equipment, Athletic Training, Coaches Video, Facilities and Strength & Conditioning.

A member of Florida State's All-Time football team as named by Athlon Magazine, Bonasorte earned four varsity letters (1977-80), played in the 1977 Tangerine Bowl and two Orange Bowls (1980 and 1981) and was inducted into the FSU Athletics Hall of Fame in 1995 as one of the top defensive backs in school history. He ranks second in school history with 15 interceptions while his eight interceptions in 1979 ranks as the second highest single season total in school history. He has been a member of the Seminole Radio Network's pregame football broadcasts since 1995.

Bonasorte joined the Florida State athletics department executive staff in 2008 after a 13-year career as the president and executive director of the Florida State University Varsity Club - the organization that gives back to every Seminole letter winner and allows them to give back to the current letter winners. He helped build the FSU Varsity Club into one of the top organizations of its kind across the nation.

As a player, Bonasorte earned All-America Third Team honors in 1979 by the Associated Press and All-America Second Team honors from Football News in 1980 starring on one of the toughest defensive units in Florida State history in 1979. He led the nation in interceptions for the majority of the 1979 season and finished with eight to rank fourth nationally and set a Seminole record for interceptions in a season. The Seminoles ranked sixth nationally and fifth nationally during his junior and senior seasons, respectively.

Bonasorte spent seven years working with the Elmont Sports Group - a leader in the building and marketing of professional sports teams. He served as the marketing director for two seasons for the Tallahassee Scorpions of Eastern Indoor Soccer League. He served as the director of marketing for the East Coast Hockey league Tallahassee Tiger Sharks (1997-99) and served as the Vice-President and General Manager for the Tallahassee Thunder of the Arena2 Football league (1999-2003).

Bonasorte and his wife, Beverly, have two sons, T.J. and Rocky.



VANESSA FUCHS

- **SENIOR ASSOCIATE ATHLETICS DIRECTOR SWA**

Vanessa Fuchs has a long history at Florida State University as a student-athlete and administrator and in May of 2012 she was promoted to the role of Senior Associate Athletics Director/Senior Woman Administrator after serving as the department's associate athletic director for compliance since 2010. Fuchs has direct oversight of women's basketball, indoor volleyball and beach volleyball as well as FSU's compliance and student services. In addition, Fuchs currently serves as the Title IX Deputy Coordinator for athletics, is a member of the university's Diversity and Inclusion Council Communication Subcommittee and serves on the Atlantic Coast Conference (ACC) Women's Basketball, Women's Volleyball and SAAC Committees. In 2015, Fuchs was appointed to serve on the NCAA Division I Women's Volleyball Committee.

In June of 2013, former Florida State President Dr. Eric Barron named Fuchs the school's interim Athletics Director as she became the first female to lead the Seminoles' Athletic Department. The former Seminole basketball player was one of just seven females leading an athletics department among the 124 schools that participated at the FBS level in 2012.


Since joining the athletics staff in 2010, Fuchs has focused her time on building a comprehensive rules education program, implementing a department-wide recruiting and compliance software system and establishing a new team structure for the compliance office. All of which assisted the department in successfully fulfilling its NCAA probationary period which concluded in March 2013.

Prior to arriving at Florida State, Fuchs completed seven years to the National Collegiate Athletic Association (NCAA) in Indianapolis, Ind. In 2007, her extensive knowledge of NCAA legislation, interpretations and the NCAA's governance process earned her a promotion to Associate Director of Academic and Membership Affairs (AMA).

Fuchs remained rooted in AMA throughout her tenure with the NCAA. Fuchs was primarily responsible for supervising the functions of the Legislative Relief Waiver team and contributed heavily to issuing interpretations, serving as a staff liaison to NCAA governance committees and leading project teams for the association.

Before embarking on her career with the NCAA, Fuchs got her start working for the Atlantic Coast Conference as a Championships Intern in 2001. The Pompano Beach, Fla., native was a four-year letter winner for the Seminoles' women's basketball team from 1997-2001. She was the team co-captain in her senior year. Fuchs finished her career as a three-time ACC Honor Roll selection.

Fuchs graduated Magna Cum Laude with a bachelor's degree in communications at Florida State University and earned her master's degree from the University of North Carolina in sport administration. Her father, Don, was a pole-vaulter at Florida State and her brother Joseph is also an FSU alumnus.



DR. GREG BEAUMONT

- **ASSOCIATE DEAN OF UNDERGRADUATE STUDIES/ SENIOR ASSOCIATE ATHLETICS DIRECTOR FOR STUDENT-ATHLETE ACADEMIC SERVICES**

Greg Beaumont is both the Associate Dean of Undergraduate Studies, and Senior Associate Athletics Director for Florida State University's Student-Athlete Academic Services.

In his position within the athletic department, Beaumont leads a team of academic advisors and learning specialists who provide quality academic support and counseling for more than 500 student-athletes. Dean Beaumont plays an active role in the leadership team in Undergraduate Studies while being part of the executive staff in the Department of Athletics. Beaumont's Athletic Academic staff is dedicated to the academic support and success of all Seminole student-athletes.

Dr. Beaumont earned his B.S. in Finance from the University of Florida, and earned his M.A. and Ph.D. in English from Florida State University. In addition to being an associate dean of Undergraduate Studies and a senior associate athletics director, he has also served as an adjunct instructor in English, having taught courses covering the Short Story, Women in Literature, British Literature, Contemporary Literature and Freshman Composition. He was also an instructor in the First Year Experience Program and for the Freshman Interest Group Program. He serves as an advisor for Garnet and Gold Scholars, is a member of ODK and Golden Key, is president of the national W.E.B. DuBois Honor Society and is past President of the FSU chapter of Phi Kappa Phi Honor Society.

Beaumont has won the Fred Standley award for excellence in teaching from FSU's English Department as well as having received the Phi Eta Sigma Award for Excellence in Teaching. A Vietnam veteran, he supports the campus veterans' programs.

Long-time residents of Tallahassee, Dr. Beaumont is married to his high school sweetheart, Sharon Ann. They have two children, Sarah and Matt, and five grandchildren.



DR. PAMELA L. PERREWÉ

- **FACULTY ATHLETICS REPRESENTATIVE**

Pamela L. Perrewé (Ph.D.) is in her fifth year as the Faculty Athletics Representative to the NCAA and the Atlantic Coast Conference (ACC). She currently serves as the President for the ACC.

Dr. Perrewé is the Haywood and Betty Taylor Eminent Scholar of Business Administration and Distinguished Research Professor at Florida State University. She received her Bachelor degree in Psychology from Purdue University and her Master and Ph.D. degrees in Management from the University of Nebraska. Dr. Perrewé has focused her research interests in the areas of job stress, burnout, coping, mentoring, organizational politics, emotion and personality. Dr. Perrewé has published numerous books, over 40 book chapters and over 120 journal articles in journals such as Academy of Management Journal, Journal of Management, Journal of Applied Psychology, and Organizational Behavior and Human Decision Processes. She holds Fellow status in the Society for Industrial and Organizational Psychology, the American Psychological Association, and the Association for Psychological Science.

Dr. Perrewé has maintained a commitment to her profession as well as to Florida State University for over 30 years, and she has won teaching, mentoring, and research awards at Florida State University. She has taught at the undergraduate, MBA, and Ph.D. levels. Further, she has served as the Management Department Chair as well as the Associate Dean for Graduate Programs in the College of Business. She has a passion for all sports (especially at FSU) and enjoys playing tennis and competing in local fitness events. She has served on the Athletics Board since 2004 and she has chaired the Athletics Board since 2011. She is married to Dr. Gerald R. Ferris and together they have six children; Erin, Jennifer, Emily, Ellie, Stephen and Matthew and one granddaughter, Lily.

2015-16 PLAYERS



TONEY DOUGLAS

Toney Douglas earned All-American Third Team and All-ACC First Team honors during his senior season in leading the Seminoles to the NCAA Tournament for the first time since 1998 and into the championship game of the ACC Tournament for the first time in school history in 2009. He was named the ACC Defensive Player of the Year and was the ACC Player of the Year runner-up as he led the ACC in scoring with a single-season school record 751 points. He currently stands fifth on the FSU all-time list with 1655 points. Douglas was selected by the Los Angeles Lakers in the first round of the 2009 NBA Draft and traded to the New York Knicks on draft night. He's also played for the Rockets, Kings, Warriors, Heat and appeared in 12 games last year for the Pelicans, after playing in China for one season.

FL  **ORIDA STATE**



B. Bojanovsky
#15



15

BORIS BOJANOVSKY

- SR-3L | CENTER | 7-3 | 248
- BRATISLAVA, SLOVAK REPUBLIC/OAKLEY COLLEGE

ON BOJANOVSKY

Will play in his fourth season as a Seminole in 2015-16 and has become one of the top shot blockers in school history...will undoubtedly finish his career as one of the top five shot blockers in school history...has an uncanny knack for executing the high pick and roll with a tremendous ability to roll directly to the rim and finish above defenders who are working to earn the high airspace that he earns because of his height...his incredible length and stride-ability makes him a prime defender as he extends his arms and gets in passing lanes to bother an offensive player's vision...enters his senior season tied for sixth in school history with 136 career blocked shots...needs only 24 blocked shots to move into fifth place in school history and needs only 29 blocked shots to move into third place all-time at Florida State...the school record for blocked shots in a career is 239 by Rodney Dobard (1990-93)...has blocked an average of 1.3 shots per game for his 102-game career and averages 45.3 blocks per season during the first three years of his career...averages more blocked shots in ACC games during his career (1.4 bpg / 78 blocks in 54 games) than he does in non-ACC games (1.21 bpg / 58 blocks in 48 games)...his 67 blocked shots during the 2013-14 season ranks as the seventh best single season total in school history and is the second best single season total by a Seminole sophomore...his 67 blocked shots ranked behind Solomon Alabi's Seminole sophomore record of 75 blocked shots during the 2009-10 season...enters his senior season as one of the top field goal shooters in school history as he is tied for eighth with a career shooting percentage of .575...he is looking to become only the ninth player in school history to shoot .575 from the field or better for his career...the school record for career field goal shooting percentage is .668 by Murray Brown (1977-80)...has played in 70 consecutive games (including every game of his sophomore and junior seasons)...has earned playing time in 102 career games and could approach the school record for games played by the end of his senior season...the school record for games played in a career by a Seminole player is 139 by Okaro White (2011-14)...has totaled three double-doubles during his career – one as a sophomore (12 points and 12 rebounds against Maryland in the ACC Tournament) and two during his junior season (10 points and 10 rebounds against Nebraska in the ACC/Big Ten Challenge and 13 points and 10 rebounds at Clemson)...his 13 points against the Tigers on February 4, 2015 ranks as his career high scoring total in an ACC game...an instant classic in the history of Florida State basketball as his dunk with 0.4 seconds remaining in Florida State's second round game of the 2014 ACC Tournament gave the Seminoles their 67-65 win over the Terps in Maryland's final ACC game before it moved into the Big Ten...took an interior pass from senior Okaro White and dunked over Maryland's Dez Wells and Jon Graham for the game clinching basket...totaled 12 points and 12 rebounds as he recorded his first career double double in the

victory over the Terps that advanced them into the quarterfinals of the tournament...has played in the European Championships three times – the U-18 tournament in 2010 and 2011 and the U-16 Tournament in 2009...averaged a double double of 22.0 points, 13.3 rebounds and 4.2 blocked shots while shooting .594 percent from the field as a member of the U-18 Slovakian Team at the U-18 European Championships...scored 34 points against Switzerland in the U-18 European Championship...at least 23 points in six of the games in which he played including 34 points against Switzerland, 25 against Norway and 23 each against Austria and Romania...multiple blocked shots in five of his six games including seven against Austria, six against Sweden and five against Switzerland...totaled four steals against Austria and three against Romania...pulled down 22 rebounds against Sweden and 14 against Switzerland...a near triple double of 23 points, 11 rebounds and seven blocked shots against Austria...ranked first on the Slovakian team in field goals made (10.0 per game), defensive rebounds (9.7 per game), blocked shots (4.2 per game), double doubles (six) and field goal percentage (.583 percent)...recorded a double double in all six games played during the 2011 U-18 European Championships...averaged 13.0 points and 7.1 rebounds in seven games during the U-18 European Championships...averaged a double double of 15.6 points and 10.9 rebounds in seven games during the U-16 European Championships in 2009...played at the same prep school that originally brought former Seminole football player Menelik Watson to Florida State...Watson was a second round draft pick of the Oakland Raiders in the 2013 NFL Draft...earned the First Year Academic Achievement Award and shared the award for the Seminole with the best field goal percentage at Florida State's annual Honors Banquet in 2013...presented with the award as Florida State's best field goal percentage shooter at the Seminoles' season-ending banquet in 2014...presented with a team-high three awards at the Seminoles' 2015 honors banquet as he earned the Academic Achievement, the Sixth-Man and Best Field Goal Percentage awards.

CAREER HIGHS

PTS	18 vs. UMass	(11-23-14)
FGM	7 vs. UMass	(11-23-14)
FGA	10 vs. UMass	(11-23-14)
FTM	6 vs. Pitt	(3-7-15)
FTA	8 vs. Louisville	(2-28-15)
OR	6 vs. Maryland	(3-13-14)
DR	8 vs. Nebraska	(12-1-14)
REBS	12 vs. Maryland	(3-13-14)
BLK	7 vs. UMass	(12-21-13)
STL	3 vs. Mercer	(12-2-12)
MIN	32 vs. Maryland	(3-13-14)



AS A JUNIOR (2015)

Averaged 5.1 points (sixth on the team), 3.4 rebounds (fifth) and 1.3 blocked shots (first) while shooting a team-leading .576 from the field... played in all of Florida State's 33 games as a junior and has played in 70 consecutive games entering his senior season...ranked seventh in the ACC with his 1.33 blocked shots per game average and is one of six returning ACC player who averaged 1.3 or more blocked shots per game during the 2014-15 season...ranked fourth in the ACC in blocked shots in conference games with 30 blocked shots in 18 ACC games for a 1.67 blocked shots per game average...blocked his junior season high of four shots at Syracuse (Jan. 11) and in the Seminoles' double-overtime victory over Wake Forest (Jan. 28)...three blocked shots at Pitt (Jan. 14), in a victory at Georgia Tech (Feb. 14) and against NCAA Tournament participant Louisville (Feb. 28)...multiple blocked shots came 13 times as a junior, including 10 times against ACC opponents during the season...averaged his ACC career high of 5.4 points in 18 conference games as he scored in double figures in three games against ACC competition...had more steals in 18 conference games as a junior (12) than he did in his first two seasons of ACC games (11 steals in 36 conference games)...scored in double figures a total of six times as a junior including his career and season-high of 18 points

against UMass in the final round of the Basketball Hall of Fame Classic (Nov. 23)...made his career and season-high of seven field goals and made four free throws in scoring 18 points against the Minutemen... his ACC career and season-high of 13 points came at home against Clemson (Feb. 4)...scored 10 points in Florida State's 65-63 win over Florida to mark the second consecutive time he had scored in double figures against the Gators...he scored 14 points against Florida in the Stephen C. O'Connell Center on November 29, 2014...was Florida State's leading rebounder in four games with a team-high 10 rebounds coming against Nebraska in the ACC/Big Ten Challenge (Dec. 1) and in ACC games against Notre Dame (Dec. 13) and Clemson (Jan. 19) and a team-high nine rebounds against Louisville...led Florida State with three games of 10 rebounds (against Nebraska, Notre Dame and Clemson)...led the Seminoles with two double-doubles (10 points and 10 rebounds against Nebraska and 13 points and 10 rebounds at Clemson)...his double-double against Nebraska in the ACC/Big Ten Challenge was the second of his career...led the Seminoles and the game with his season-high tying 10 rebounds...also blocked two shots in 23 minutes of playing time against the Cornhuskers...earned his career-high for steals with 22 including two each in six different games...totaled 22 steals as a junior after earning 23 steals in his first two seasons as a Seminole.



FLORIDA STATE'S 7-FOOTERS

Player	Years	Height
Chris Koumadje	2015-Pr.	7-4
Boris Bojanovsky	2013-Pr.	7-3
Karim Shabazz	1998-99	7-2
Solomon Alabi	2008-10	7-1
Michael Ojo	2013-Pr.	7-1
David Anderson	2000-02	7-0
Jon Kreft	2011-12	7-0
Andre Reid	1991-95	7-0

AS A SOPHOMORE (2014)

Averaged a career-high 5.9 points (sixth on the team), a career-high 4.0 rebounds (fourth) and a career-high 1.9 blocked shots while shooting a career-high .588 from the field (first) and .679 from the free throw line...played in all of 36 Florida State's games and earned a career-high 21 starting assignments – he started the first 21 games of the year...earned career-highs for games played (36), games started (21), minutes played (740), minutes played per game (20.6), field goals made (77), field goals attempted (131), field goal shooting percentage (.588), free throws made (57), free throws attempted (84), offensive rebounds (59), defensive rebounds (85), total rebounds (144), rebounds per game (4.0), assists (19), blocked shots (67), points scored (211) and averaged points scored per game (5.9)...finished fourth in the ACC in blocked shots with 67 and a 1.9 blocked shots per game average...ranked fourth among ACC players with a conference only blocked shots per game average of 1.9 bpg in ACC games only...helped Florida State finish in a tie for second place in team blocked shots with a 5.9 blocked shots per game average...his 67 blocked shots during the 2013-14 season ranks as the seventh best single season total in school history and is the second best single season total by a Seminole sophomore... his 67 blocked shots ranked behind Solomon Alabi's 75 blocked shots during the 2009-10 season...his 67 blocked shots during his sophomore season included a career-high seven blocks against No. 20 UMass in a 60-55 victory over the then undefeated Minutemen in the Orange Bowl Classic (Dec. 21)...his seven blocked shots against UMass rank tied for the seventh highest single game total in school history and the second highest total of blocked shots in a single game against a nationally ranked team in school history...six of his seven blocked shots against the Minutemen came in the second half including four in the last 3:13 with the Seminoles working to win the game...blocked a shot by Cady Lalanne with 3:13 remaining and the Seminoles trailing by a 53-50 margin...another block came at the 2:33 mark with Florida State leading 53-52 (it was Bojanovsky with a lay-up that gave Florida State the one point lead)...a third blocked shot in the sequence came with 1:15 remaining and the Minutemen had re-taken the lead at 55-54...





2012-13 GAME-BY-GAME STATS

Opponent	Pts.	Rebs.	Blk	S
South Alabama	2	1	0	0
Buffalo	6	1	1	0
vs. BYU	4	2	2	1
vs. Saint Joseph's	0	3	0	0
North Florida	2	4	0	0
Minnesota	3	3	3	0
Mercer	3	2	0	1
Florida	0	1	0	1
Maine	2	4	2	0
Louisiana-Monroe	0	3	2	0
at Charlotte	0	2	0	1
vs. Tulsa	2	2	0	0
at Auburn	0	1	0	0
at Clemson	4	3	0	0
at Maryland	0	3	4	0
North Carolina	0	0	0	0
at Virginia	4	1	0	0
Clemson	3	2	1	1
at Miami	5	1	0	0
Maryland	8	0	0	1
Duke	4	0	0	1
at Georgia Tech	10	3	2	0
at Wake Forest	5	2	0	1
Miami	0	0	0	0
Boston College	5	1	0	0
at NC State	0	0	0	0
at Virginia Tech	4	2	0	0
Wake Forest	10	3	3	0
at North Carolina	2	4	3	0
Virginia	2	4	1	0
NC State	3	4	0	0
vs. Clemson (ACC)	2	1	0	0
Louisiana Tech (NIT)	0	0	1	0

2013-14 GAME-BY-GAME STATS

Opponent	Pts.	Rebs.	Blk	S
Jacksonville	5	2	1	0
at UCF	0	1	1	0
UT Martin	4	6	1	1
VCU	0	0	0	0
Michigan	10	3	3	1
Northeastern	2	1	0	0
at Florida	14	2	2	1
at Minnesota	11	4	2	0
Jacksonville State	15	2	4	0
Charlotte	11	6	2	2
vs. UMass	4	5	7	1
Charleston South	6	3	1	1
Virginia	4	3	3	0
at Clemson	4	4	3	1
Maryland	1	3	3	0
at Miami	11	4	0	0
at Virginia	2	2	3	1
Notre Dame	8	7	1	0
at Duke	4	2	1	1
at NC State	5	7	2	0
Clemson	2	3	0	1
Virginia Tech	8	3	2	0
at Maryland	4	5	1	0
Miami	9	6	2	0
at Wake Forest	5	8	6	0
North Carolina	0	5	0	0
at Pittsburgh	8	4	0	0
Georgia Tech	7	5	4	2
at Boston College	8	2	1	1
Syracuse	5	6	2	0
Maryland (ACC)	12	12	1	1
Virginia (ACC)	0	1	1	0
Florida GC (NIT)	8	5	1	0
Georgetown (NIT)	6	4	1	0
La. Tech (NIT)	4	6	2	0
Minnesota (NIT)	4	2	3	0

2014-15 GAME-BY-GAME STATS

Opponent	Pts.	Rebs.	Blk	S
Manhattan	0	0	1	0
Northeastern	5	4	1	0
vs. Providence	0	2	1	0
vs. UMass	18	5	0	0
The Citadel	0	0	0	0
Charleston South.	3	6	1	2
Nebraska	10	10	2	1
UCF	6	4	2	1
at Notre Dame	6	10	0	0
North Florida	2	3	0	1
vs. USF	2	3	3	1
Stetson	2	0	0	0
Florida	10	2	0	2
at Mississippi St.	4	4	1	0
Virginia Tech	6	1	2	0
at Syracuse	10	2	4	1
at Pittsburgh	2	5	3	0
NC State	0	4	2	1
at Clemson	2	2	1	0
at North Carolina	2	0	2	1
Wake Forest	5	7	4	2
Miami	8	1	0	2
Clemson	13	10	1	0
at Virginia Tech	3	3	2	0
Duke	3	2	0	0
at Georgia Tech	6	1	3	1
Boston College	2	2	1	2
at Virginia	8	3	1	0
at Miami	5	1	1	0
Louisville	11	9	3	2
Pittsburgh	6	3	0	0
Clemson (ACC)	2	1	0	1
Virginia (ACC)	6	3	2	1



his fourth block in the sequence came with three seconds remaining in the game and the Seminoles holding a 58-55 lead...two free throws by Aaron Thomas gave Florida State its final winning margin of 60-55... Bojanovsky blocked two shots and two lay-ups to keep a potential eight points off of the scoreboard in the final 3:13 as Florida State outscored UMass 10-2 to win the game and improve to 8-3 overall...his seven blocked shots came in only 16 minutes of play...the win was Florida State's second over a ranked team coupled with its 87-65 victory over No. 10 VCU coming in the first round of the Puerto Rico Tip-Off...blocked his ACC career-high of six shots in Florida State's come-from-behind 67-60 win over Wake Forest (Feb. 15)...four of his six blocked shots came in the final 1:32 of Florida State's win over the Deacons to once again keep points off of the scoreboard for the Deacons...blocked a lay-up attempt by Devin Thomas at the 1:32 mark, a 3-point attempt in the right corner by Coron Williams with 45 seconds left, a 3-pointer by Tyler Cavanaugh with 11 seconds remaining and a jumper by Travis McKie with seven seconds left to secure the win for Florida State... his shot blocking ability late in the game helped keep a potential of 10 points off of the scoreboard for Wake as Florida State outscored Wake, 6-5, in the final 1:32 to win the ACC road game...blocked at least one shot in 30 of Florida State's 36 games and recorded multiple blocked shots in 18 of the Seminoles' 36 games... blocked three or more shots in 10 games and four or more in four different games...at least one blocked shot in the final nine games of the season (16 blocked shots / 1.8 bpg) with four coming in Florida State's 81-71 win over Georgia Tech (March 2) in Tallahassee...blocked at least one shot against 13 of the Seminoles' 14 ACC opponents during the season...added seven total blocked shots in four games during the NIT and totaled three blocked shots in three games during the Puerto Rico Tip-Off...Florida State's sixth-leading scorer with 211 points and a 5.9 points per game scoring average...scored in double figures in a career-high seven games with his career-high of 15 points coming in the Seminoles' 77-53 win over Jacksonville State (Dec. 8) in Tallahassee...was a perfect five of five from the field (1,000 percent) and a perfect five of five from the free throw line (1,000 percent) in the home win against the Gamecocks...was Florida State's leading scorer in the Seminoles' game against Florida (Nov. 29, 14 points)... his season-high against an ACC opponent came with 12 points in the



WHY I WEAR MY NUMBER

Boris Bojanovsky – “I used to wear No. 8 but when I moved to Spain the No. 8 jersey was too small for me – so I was given the biggest jersey and it was No. 15 and I just stuck with it. I like the number and my birthday just happens to be on April 15 so I quickly liked the number even more because of that.”

NUMBER FACT

The No. 15 is the most worn uniform number in school history with 21 different players wearing it in at least one season. Rick Benson, who pulled down a school record 32 rebounds against Florida Southern on Dec. 7, 1955, wore the number during his three-year varsity letter winning career at Florida State.



PERSONALITY PROFILE

- If your life was turned into a movie, who would play you? Tom Hanks
- What is your favorite sport to watch? Hockey
- If you could learn to do anything, what would it be? I would like to learn how the stock market works and how to be successful in that area
- Are you afraid of anything? If so, what? I am afraid of heights
- What is your favorite animal? A Bengal Tiger
- Which of your tattoos is the most meaningful to you and why? I have a tattoo of my little brother's name
- When you were in grade school, what did you want to be when you grew up? I wanted to be an archeologist
- What is something you can do better than anyone else you know? I play FIFA soccer better than anyone I know
- If you were a pro wrestler, what would your ring nickname be? Bo-Daddy
- If you auditioned for American Idol, what song would you sing? Let It Go from the movie Frozen
- If you had your own radio talk show, who would your first three guests be? Kanye West, Kevin Hart and Devon Bookert
- Did you have a collection of some kind as a child? What was it? I collected ice hockey player cards and Legos
- What is your favorite movie of all time? My favorite movie of all-time is The Shawshank Redemption

second round of the ACC Tournament at the Greensboro Coliseum (March 13)...punctuated the 67-65 victory with a game-winning, buzzer-beating slam dunk with 0.4 seconds remaining to be played to give Florida State the win...was five of seven (.714 percent) from the field in scoring his 12 points in the victory...career-high four consecutive games in double figure scoring at Florida (Nov. 29, 14 points), at Minnesota in the ACC/Big Ten Challenge (Dec. 3, 11 points), against Jacksonville State (15 points) and against Charlotte (Dec. 7, 11 points) helped him average 12.8 points per game during the four-game stretch...shot a career-high and team leading .588 from the field including a stretch of 18 consecutive made baskets in four consecutive games at Florida (six of six), at Minnesota (five of five), against Jacksonville State (five of five) and against Charlotte (made his first two attempts of the game)... shot 50 percent or better from the field in 22 of Florida State's 36 games as a sophomore as he improved his field goal shooting percentage by better than four percentage points as a sophomore as compared to his freshman season...Florida State's fourth leading rebounder and led the Seminoles in rebounding in five different games including his career-high 12-rebound performance against Maryland (Feb. 8), against UT-Martin (Nov. 17, six rebounds), at NC State (Jan. 29, seven rebounds), against Clemson (Feb. 1, three rebounds), against North Carolina (Feb. 17, five rebounds) and at Miami (Jan. 15, 4 rebounds)... earned his first career double double of 12 points and 12 rebounds in Florida State's 67-65 victory over Maryland in the ACC Tournament... one of four Seminoles who earned at least one double double during the 2013-14 season...Florida State's leading scorer in one game with 14 points at No. 13 Florida (Nov. 29)...led the Seminoles in rebounding five times: 12 at Maryland (Feb. 8), seven at NC State (Jan. 29), six in a victory over UT-Martin (Nov. 17), five against North Carolina (Feb. 17), three against Clemson (Feb. 1)...

AS A FRESHMAN (2013)

Averaged 2.9 points (10th on the team), 1.9 rebounds (6th) and 0.8 blocks (3rd) as he played in 33 of the Seminoles' 34 games during his freshman season...averaged 11.1 minutes played per game and earned double figure minutes in 22 of the 33 games in which he played including his season high of 21 minutes played in the Seminoles' victory over Wake Forest in Tallahassee (Feb. 26)...scored in double figures twice during his freshman season with 10 points coming in wins at Georgia Tech (Feb. 5) and at home against Wake Forest (Feb. 26)... earned season highs for points scored (10) and field goals made (four)

in both of the Seminoles' ACC games against the Yellow Jackets and the Demon Deacons...increased his scoring average by 2.0 points per game in 18 ACC games (3.8 ppg) as compared to the Seminoles' first 13 non-conference games of the season (1.8 ppg)...also increased his playing time by two minutes per game in ACC play (12.4 mpg) as compared to the early non-ACC schedule (10.4 mpg)...was at his best offensively in 18 home games (4.2 ppg) as compared to 11 true road games (3.1 ppg) and five neutral site games (2.0 ppg)...his 25 blocked shots are tied for the ninth highest single season total in school history by a freshman...blocked at least one shot in 12 different games with his season high of four blocked shots coming in the Seminoles' win at Maryland (Jan. 9)...earned multiple blocked shots in eight different games with at least three coming at Maryland (four), against Minnesota (Nov. 27, three), at home against Wake Forest (Feb. 26, three) and at North Carolina (March 3, three)...led the Seminoles with a .547 field goal shooting percentage - he was the most accurate shooting freshman on the team and one of only three Seminoles (also Okaro White and Kiel Turpin who both shot .511 from the field) to shoot .500 percent or better from the field...was perfect from the field on multiple shots in four different games: against Buffalo (Nov. 12, 2-2), against BYU (Nov. 16, 2-2), at home against Maryland (Jan. 30, 2-2) and against Clemson in the ACC Tournament (March 14, 2-2)...Florida State was victorious in each of those four games...also shot the basketball well from the free throw line as he finished with a .758 mark as he made 25 of his 33 free throw attempts for the season...was one of five Seminoles - and one of only two freshman (Devon Bookert) - to shoot .750 percent or better from the free throw line for the season... his season high of three free throws made at Miami (Jan. 27) and Wake Forest (Feb. 9) and in the Seminoles 69-66 win over Boston College in Tallahassee (Feb. 16)...scored six points in the Seminoles' victory over Buffalo - the second game of his career and the second game of the Coaches vs. Cancer Classic...made two of three field goal attempts and two of two free throws in scoring six points in helping the Seminoles to the victory at home.

AT OAKLEY COLLEGE

Graduated from Oakley College in 2012 after spending three years at the academy...Oakley College is an academic institution which is accredited in the United States, Spain and the United Kingdom... operates in conjunction with the Canarias Basketball Academy which offers a customized curriculum in order to offer the best and

most academically orientated program to its students... the CBA also fields athletic teams which are successful as they compete against a competitive independent schedule that includes tournaments and games against top quality teams from around the world...The Oakley School has developed 33 Division I players in the last four years at academic institutions in the United States...earned the scoring title at the Rinus de Jong Invitational in The Netherlands in 2011.

PERSONAL

Born April 5, 1993...Boris is the son of Maria and Peter Bojanovsky...a friend of former Seminole football player Menelik Watson who played basketball at the CBA and one year of basketball at Marist College in New York...selected Florida State over NC State, Virginia Tech, Miami, Georgia Tech and Mississippi State.

CAREER STATISTICS

Year	G-GS	FG-A	PCT.	3FG-3FGA	PCT.	FT-FTA	PCT.	PTS.-AVG.	OR	DR	TR-AVG.	PF-D	AST	TO	BLK	STL	MIN
2012-13	33-0	35-64	.547	0-0	.000	25-33	.758	95-2.9	28	35	63-1.9	37-0	9	21	25	8	365-11.1
2013-14	36-21	77-131	.588	0-0	.000	57-84	.679	211-5.9	59	85	144-4.0	90-5	19	40	67	15	740-20.6
2014-15	33-0	57-99	.576	0-0	.000	54-80	.675	168-5.1	36	77	113-3.4	62-2	18	27	44	22	540-16.4
Totals	102-21	169-294	.575	0-0	.000	136-197	.690	474-4.6	123-	197	320-3.1	189-7	46	88	136	45	1,645-16.1

CONFERENCE STATISTICS

Year	G-GS	FG-A	PCT.	3FG-3FGA	PCT.	FT-FTA	PCT.	PTS.-AVG.	OR	DR	TR-AVG.	PF-D	AST	TO	BLK	STL	MIN
2012-13	18-0	26-48	.542	0-0	.000	17-23	.739	69-3.8	17	16	33-1.8	25-0	4	10	14	4	224-12.4
2013-14	18-9	31-62	.500	0-0	.000	33-54	.611	95-5.3	31	48	79-4.4	47-3	11	16	34	7	407-22.6
2014-15	18-0	30-53	.566	0-0	.000	38-49	.776	98-5.4	21	45	66-3.7	39-2	9	14	30	12	315-17.5
Totals	54-9	87-163	.534	0-0	.000	88-126	.698	262-4.9	69	109	178-3.3	111-5	24	40	78	23	946-17.5

NIT STATISTICS

Year	G-GS	FG-A	PCT.	3FG-3FGA	PCT.	FT-FTA	PCT.	PTS.-AVG.	OR	DR	TR-AVG.	PF-D	AST	TO	BLK	STL	MIN
2012-13	1-0	0-0	.000	0-0	.000	0-0	.000	0-0.0	0	0	0-0.0	0-0	0	1	1	0	2-2.0
2013-14	4-0	7-14	.500	0-0	.000	8-10	.800	22-5.5	8	9	17-4.3	9-0	3	7	7	0	75-18.8
Totals	5-0	7-14	.500	0-0	.000	8-10	.800	22-4.4	8	9	17.4	9-9	3	8	8	0	77-5.4



DEVON BOOKERT

- SR-3L | GUARD | 6-3 | 198
- WEST ANCHORAGE HIGH SCHOOL/CHUCK WHITE

ON BOOKERT

An experienced lead guard who will move above 100 in games played and above 75 in games started early during the 2015-16 season...one of the best pure shooters in Florida State history who is looking to become the only player in school history to finish his career in the top five of both the 3-point field goal shooting and free throw shooting percentage categories...he enters his final season as a Seminole ranked fourth in school history with a career 3-point shooting percentage of .433 and is one of only six Florida State players with a career-3-point shooting percentage above .400 percent...is seventh in school history with a career free throw shooting percentage of .802 percent and is one of only seven players in school history with a career free throw shooting percentage of better than .800 percent...enters his final season as a Seminole ranked fourth in career 3-point field goal percentage (.433), seventh in career free throw percentage (.802), 11th in career 3-point field goals made (129), 18th in career 3-point field goal attempts (298) and 25th in assists (256)...with 98 career games played and 66 career games started in the first three seasons of his career, he is poised to move into the Top 25 at Florida State in those statistical categories...on the Bob Cousery Award Watch List in 2014 as the nation's top point guard...has been in the Seminoles' starting line-up in 66 of the last 80 Florida State games since making his first career start on February 13, 2013 against Miami at the Donald L. Tucker Center...moved into the starting line-up on February 13 of his freshman season (2013), started the final 11 games of the 2012-13 season, started 27 of the Seminoles' 36 games during his sophomore season and started 28 of the Seminoles' 33 games as a junior...has played on two postseason teams (NIT in 2013 and 2014) in his first three seasons as he has helped solidify Florida State's position as the third winningest program in ACC play since the start of the 2005-06 season...helped Florida State win the championship of the 2012 Coaches vs. Cancer Classic – the first in-season tournament of his career...scored 15 points against BYU in the semifinals of the tournament, which was played at the Barclays Center in Brooklyn N.Y. ...Barclays Center will play host to the ACC Tournament in 2018...wrote his name into the all-time annals of Florida State basketball as he scored his first career game-winning, buzzer-beating shot with 0.5 seconds left to give Florida State a 62-60 victory over Northeastern in the third round of the Puerto Rico Tip-Off (Nov. 21)...pulled down a rebound of a missed shot and immediately put it back up and into the basket for the important win over the Huskies in San Juan...a second career buzzer beater came on a 3-point shot in the semifinals of the NIT against Minnesota at Madison Square Garden during his sophomore season...forced overtime with a buzzer-beating 3-point shot from top of the key to tie the game at 60-60...his 3-point shot capped the Seminoles' second half comeback after falling behind by 15 points in the first half and trailing by a

30-20 margin at halftime...Minnesota rallied in the overtime period to win the game, 67-64...the top 3-point field goal shooting specialist in school history with a two year shooting percentage of .466 (76 of 163)...he is the only 3-point shooter in school history to shoot better than 46 percent from the bonusphere...holds the No. 1 (.525, 32 of 61, 2012-13) and No. 10 (.431, 44-102, 2013-14) all-time single season 3-point shooting percentages in school history...is the only player who is ranked among the top 10 multiple times in school history in the single season 3-point shooting statistics...a reliable scorer who enters his senior season with 807 career points – he averages 8.3 points per game only 193 points from scoring 1,000 career points as his senior season begins...scored in double figures in 16 games as a junior and as a sophomore and has scored in double figures 41 times in the first three seasons of his career...

Florida State's fourth leading scorer in the 2014 NIT with a 10.7 points per game scoring average – nearly five points above his scoring average for the season...during the 2012-13 season, he became the first player in school history to shoot above .500 percent from the 3-point line in a single season (32 of 61, .525 percent) and only the second player in school history to shoot at least .500 percent from the 3-point line in a single season in school history (Andrew Wilson, 41 of 82, .500 percent)...the first Florida State basketball player from the state of Alaska...graduated Anchorage West High School in 2011 (a year early) and chose to spend a prep school year at Impact Basketball Academy in Las Vegas...named the Gatorade Player of the Year in the State of Alaska as a senior...Bookert became the third player from Anchorage West to earn the honor along with Ramon Harris of Kentucky and Chris Toomer of Liberty...a two-time All-State First Team selection as a junior

CAREER HIGHS

PTS	23 vs. Duke	(2-9-15)
FGM	7 vs. Miami	(2-10-14)
FGA	14 vs. Florida	(12-30-14)
	14 vs. Miami	(2-10-14)
3FGM	4 vs. 5 teams	
	Last vs. Boston College	(2-18-15)
3FGA	9 at North Carolina	(1-24-15)
FTM	10 vs. Georgetown	(3-24-14)
FTA	12 vs. Duke	(2-9-15)
	12 vs. Georgetown	(3-24-14)
	12 vs. NC State	(3-9-13)
REBS	9 vs. Jacksonville	(11-8-13)
AST	9 vs. Georgetown	(3-24-14)
	9 vs. Charleston Southern	(12-30-13)
STL	5 vs. Jacksonville	(11-8-13)
MIN	49 vs. Wake Forest	(1-28-15)



and as a senior, he was named the Class 4A State Player of the Year and the Cook Inlet Conference Most Valuable Player as a senior...the first two-time All-State Class 4A pick in high school basketball in the state of Alaska...saw his stock rise during the summer of 2011 as he played extremely well in the Fab 48 Tournament in Las Vegas...did not play on the AAU circuit during the summer of 2010...decided to attend the Impact Basketball Academy in order to further his game for one year before enrolling at Florida State in the summer of 2012...a member of the 2015-16 Student Athlete Advisory Council (SAAC) at Florida State...earned three awards at Florida State's season ending awards banquet in 2013: the awards for the best field goal percentage and 3-point field goal percentage shooter and the Otto Petty Most Assists Award...shared the Otto Petty Most Assists award with Ian Miller at the Seminoles' 2014 Honors Banquet...presented with two awards at the Seminoles' 2015 Honors Banquet: the award as the Seminoles' best free throw percentage shooter and the award as the Seminoles' top 3-point field goal percentage shooter.

AS A JUNIOR (2015)

Averaged a career-high 10.1 points (third on the team), a career-high 3.6 rebounds (third), 2.5 assists (second) and 1.0 steals (third) while shooting .808 from the free throw line (first) and .393 from the 3-point line (first)...played in and started 28 games for the Seminoles to bring his career total to 98 entering his senior season...established career-highs for 3-point field goals made (53), 3-point field goals attempted (135), points scored (282), average points per game scored (10.1), rebounds per game (3.6) and minutes played per game (35.1)...averaged a career-high 35.1 minutes played per game as he played 30 minutes or more in 25 of the 28 games in which he played including a career-high 49 minutes in Florida State's double overtime victory over Wake Forest on January 28, 2015...tied for seventh in average minutes played per game among all ACC players during the 2014-15 season...in scoring a career-high 282 points and averaging a career-high 10.1 points per game he scored in double figures a career-high 16 times with at least 20 points coming twice – his career-high of 23 points against NCAA National Champion Duke (Feb. 9) and 22 coming against USF in the Orange Bowl Classic (Dec 20)...earned Most Valuable Player honors at the Orange Bowl Classic for his 22-point, four rebound, three assist performance against the Bulls...tied his career high with four made 3-point field goals in the Seminoles' Orange Bowl Classic victory over USF...third on the team with two games with 20 points or more scored...the Seminoles' leading scorer in four different games – 23 against Duke, 22 against USF, 16 at Mississippi State (Jan. 2) and 18 vs. Boston College (Feb. 18)...averaged nearly 2.0 points per game

more as junior in 18 ACC games (10.7 ppg) as opposed to 15 non-ACC games (8.9 ppg)...Florida State's third leading scorer in the 17 games the Seminoles' won during his junior season (10.7 ppg)...a season high five consecutive games in double figure scoring to average 12.8 points per game at Pitt (13 points, Jan. 14), against NC State (11 points, Jan. 17), at Clemson (14 points, Jan. 19), at North Carolina (11 points, Jan. 24) and against Wake Forest (15 points, Jan. 28)...also enjoyed his best season in ACC play as he started all 18 conference games during the regular season for the Seminoles and earned career high averages of 10.7 points per game and 3.6 rebounds per game...shot better from the 3-point line against ACC opponents (.409) than he did against the 13 non-ACC opponents on the Seminoles' schedule (.357)...as Florida State's top free throw percentage shooter he made at least four free throws in seven different games including his season high of eight in scoring his career high of 23 points in Florida State's near victory over Duke in Tallahassee on ESPN's Big Monday...was perfect from the free throw line in 12 different games including a six of six performance from the free throw line in scoring 22 points against USF...made his first 10 free throw attempts of the season (four of four against Manhattan and six of six against USF) and 24 of his first 25 free throw attempts of the season (.960)...Florida State's leading rebounder in two games with seven at North Carolina (Jan. 24) and with six at home in Tallahassee against Pitt (March 7)...tied his career with eight defensive rebounds against Notre Dame (Dec. 13)...averaged (or scored) in double figure scoring against eight ACC teams: Duke (23.0) Boston College (18.0), Wake Forest (15.0), Virginia Tech (13.0), Louisville (12.0), North Carolina (11.0), NC State (11.0) and Notre Dame (11.0)...multiple steals came in a career-high seven games including his season and ACC career-high of four in the Seminoles' victory over Wake Forest in Tallahassee.

AS A SOPHOMORE (2014)

Averaged 8.5 points (fourth on the team), 3.2 rebounds (fifth), a career-high 2.8 assists (first) while shooting .417 from the field (eighth) and .431 from the 3-point line (first)...one of seven Seminoles who played all 36 games and the starter at the point guard position in 27 games – the third highest number of starts on the team...established career-bests for games played (36), minutes played (986), field goals made (100), field goals attempted (240), free throws made (61), free throws attempted (78), offensive rebounds (19), defensive rebounds (96), total rebounds (115), assists (102) and steals (38)...led Florida State in assists with 102 and a 2.83 assists per game average as he totaled his career-high for assists in a game with nine in the Seminoles'

victories over Charleston Southern (Dec. 30) during the regular season and Georgetown (March 24) in the second round of the NIT...assists came in 30 of 36 games with multiple assists coming in 25 of Florida State's 36 games...eight assists in Florida State's 106-62 win over Charlotte (Dec. 17) and his ACC season high of six assists in Florida State's win over Maryland in Tallahassee (Jan. 12)...Florida State's fourth leading scorer who led the team twice during his sophomore season with his 16-point performance in the Seminoles' season-opening victory over Jacksonville (Nov. 8) and with a 17-point outing against Miami in Tallahassee (Feb. 10)...totaled his season-high of 21-points in the Seminoles' NIT victory over Georgetown...averaged in double figure scoring against five ACC Teams: Duke (12.0 ppg), Georgia Tech (16.0 ppg), Maryland (11.0 ppg), Miami (team-leading 14.0 ppg) and Notre Dame (10.0 ppg)...scored maybe the most important basket of his career to defeat Northeastern, 62-60, in the third round of the 2013 Puerto Rico Tip-Off...grabbed the rebound of a missed Ian Miller shot and beat the clock with a jumper from the short corner to give the Seminoles the victory and a third place finish in the event...on fire to begin the season with four consecutive double figure scoring games – 16 against Jacksonville, 17 at UCF (Nov. 13), 13 against UT-Martin (Nov. 17) and 18 against No. 10 VCU in the Puerto Rico Tip-Off (Nov. 21) – to average 16.0 ppg in those four games... career-high six consecutive games in double figure scoring (all in ACC play) with 10 at Clemson (Jan. 9), 12 against Maryland, 11 at Miami (Jan. 15), 12 at Virginia (Jan. 18), 10 against Notre Dame (Jan. 21) and 12 at Duke (Jan. 28) for an 11.2 scoring average in those six games...closed his season with three consecutive double figure scoring games in the NIT with a season-high 21 against Georgetown (March 24), 11 against Louisiana Tech (March 26) and 13 against Minnesota in the NIT semifinals at Madison Square Garden for a 15.0 points per game scoring average...his 18 points against No. 10 VCU were his season-high against a nationally ranked team...made 44 3-point shots – the seventh highest total of 3-point shots made in a single season by a sophomore...tied the school record for 3-point shooting in a single game with a four of four (1.000 percent) performance in Florida State's 81-71 victory over Georgia Tech in Tallahassee (March 2)...totaled 16 points with 12 coming on 3-point shots in the win over the Yellow Jackets...finished second on the team in steals with 38 – he doubled his total from his freshman season as compared to his sophomore season...his career high of five steals came in the Seminoles' season-opener against Jacksonville with three coming against UT-Martin and three in the Seminoles' victory over Charlotte...multiple steals came in four different ACC games – in wins against Maryland at home and against Georgia Tech as well as at NC State and against Syracuse.





2012-13 GAME-BY-GAME STATS

Opponent	Pts.	Rebs.	A	TO	S	3FG-A
South Alabama	0	0	0	0	0	0-0
Buffalo	3	0	1	0	1	0-0
vs. BYU	15	5	5	2	1	3-4
vs. Saint Joseph's	4	2	5	1	0	0-0
North Florida	2	1	4	2	0	0-0
Minnesota	0	1	0	1	1	0-1
Mercer	6	0	0	2	0	2-3
Florida	9	5	2	4	0	1-2
Maine	7	1	5	2	2	1-2
Louisiana-Monroe	10	2	4	3	4	2-3
at Charlotte	7	2	2	3	1	1-3
vs. Tulsa	10	4	2	0	0	2-2
at Auburn	8	0	6	2	0	2-7
at Clemson	1	1	2	3	1	0-1
at Maryland	2	0	0	0	0	0-0
North Carolina	3	0	1	0	0	1-1
at Virginia	0	0	0	1	0	0-0
Clemson	11	2	2	1	0	1-1
at Miami	2	2	1	0	0	0-1
Maryland	2	0	1	0	0	0-0
Duke	9	2	1	3	0	1-2
at Georgia Tech	3	0	3	2	0	1-1
at Wake Forest	3	1	2	1	0	1-2
Miami	12	2	1	1	1	1-2
Boston College	5	1	8	0	0	1-2
at NC State	6	0	3	3	1	0-2
at Virginia Tech	14	3	3	1	2	2-3
Wake Forest	5	5	3	4	1	2-2
at North Carolina	10	8	4	2	1	1-4
Virginia	9	4	3	0	0	2-2
NC State	18	1	3	4	1	1-4
vs. Clemson (ACC)	12	5	2	2	1	2-2
vs. North Carolina (ACC)	9	1	1	2	0	0-1
Louisiana Tech (NIT)	3	1	0	5	0	1-1

2013-14 GAME-BY-GAME STATS

Opponent	Pts.	Rebs.	A	TO	S	3FG-A
Jacksonville	16	9	2	1	5	3-5
at UCF	17	3	5	2	2	1-2
UT Martin	13	2	5	4	3	1-2
VCU	18	4	1	7	1	2-6
Michigan	7	1	3	3	0	1-3
Northeastern	7	4	1	1	0	1-1
at Florida	2	2	0	1	1	0-0
at Minnesota	2	2	1	1	0	0-4
Jacksonville State	0	3	4	1	0	0-2
Charlotte	4	3	8	1	3	0-3
vs. UMass	2	4	0	1	0	0-1
Charleston South	4	7	9	3	2	0-5
Virginia	7	3	2	2	0	1-3
at Clemson	10	2	0	1	1	0-1
Maryland	12	2	6	3	2	3-4
at Miami	11	2	2	1	0	3-4
at Virginia	12	5	2	1	1	3-4
Notre Dame	10	1	3	1	0	2-3
at Duke	12	2	2	4	1	1-1
at NC State	3	5	5	2	2	1-2
Clemson	6	2	0	3	1	0-2
Virginia Tech	7	8	3	0	1	1-4
at Maryland	14	3	3	4	1	2-4
Miami	17	5	5	0	0	2-7
at Wake Forest	2	0	0	3	1	0-3
North Carolina	0	1	0	0	0	0-1
at Pittsburgh	2	1	4	3	0	0-2
Georgia Tech	16	2	3	0	2	4-4
at Boston College	9	2	1	3	1	2-3
Syracuse	3	0	1	2	2	1-2
Maryland (ACC)	7	1	3	2	1	1-2
Virginia (ACC)	5	1	2	3	1	1-1
Florida GC (NIT)	3	8	2	1	1	0-1
Georgetown (NIT)	21	5	9	5	2	3-3
La. Tech (NIT)	11	5	2	2	0	3-4
Minnesota (NIT)	13	5	3	0	0	1-3

2014-15 GAME-BY-GAME STATS

Opponent	Pts.	Rebs.	A	TO	S	3FG-A
Manhattan	11	5	5	6	1	1-2
Northeastern	2	0	6	0	2	0-2
vs. Providence	0	0	0	1	0	0-1
at Notre Dame	11	8	2	1	2	3-7
North Florida	5	7	4	4	3	1-5
vs. USF	22	4	3	2	0	4-7
Stetson	8	3	0	2	1	2-6
Florida	12	5	1	5	1	2-7
at Mississippi St.	16	4	2	0	1	4-6
Virginia Tech	16	7	2	1	2	4-7
at Syracuse	6	5	5	1	0	0-6
at Pittsburgh	13	1	2	2	1	3-6
NC State	11	2	2	4	0	3-7
at Clemson	14	3	1	1	0	2-6
at North Carolina	11	7	2	3	0	3-9
Wake Forest	15	3	2	2	4	3-4
Miami	0	3	4	1	0	0-2
Clemson	10	2	0	4	1	2-4
at Virginia Tech	10	4	3	2	0	3-3
Duke	23	2	6	2	1	3-4
at Georgia Tech	7	3	6	4	1	1-4
Boston College	18	3	2	2	2	4-5
at Virginia	1	4	3	2	0	0-5
at Miami	7	0	3	1	0	1-6
Louisville	12	2	2	6	1	1-4
Pittsburgh	8	6	3	6	0	2-4
Clemson (ACC)	4	4	3	3	2	0-2
Virginia (ACC)	9	4	0	1	1	1-4



AS A FRESHMAN (2013)

Averaged 6.5 points (fourth on the team), 1.8 rebounds (tied for seventh) and 2.4 assists (second) while shooting .489 from the field (fourth) and shooting .525 from the 3-point line...tied for second on the team with 32 3-point shots made...the only player in the ACC who played prime time minutes and shot better than .500 percent from the 3-point line...played in all 34 games and started the final 11 games of the season for the Seminoles...one of only four Seminoles who played in all 34 games and one of seven who started at least 10 games for the Seminoles during the 2012-13 season...inserted into the starting line-up against Miami in Tallahassee (Feb. 13) and started each of the remaining games of the season...helped Florida State to five wins against ACC competition with victories coming at home against Boston College (Feb. 16), Wake Forest (Feb. 26), Virginia (March 7) and NC State (March 9) and in the first round of the ACC Tournament against Clemson (March 14)...his .525 3-point field goal shooting percentage is the highest in school history for a single season while his .818 free throw shooting percentage is the 18th highest in school history for a single season...the only ACC player who earned extended minutes and shot better than .500 percent from the 3-point arc (.525) and better than .800 percent from the free throw line (.818)...his 32 3-point shots made as a freshman rank as the fifth highest total by a freshman in school history while his 61 3-point field goal attempts is tied as the eighth highest total by a freshman in school history...totaled four or more assists a total of eight times as a freshman including his season high of eight assists in Florida State's victory over Boston College (Feb. 16)...was perfect against the Eagles as he was credited with eight assists against zero turnovers in 31 minutes of play as a starter...had a positive assist:turnover ratio in ACC play with 41 assists (tied for the team high in ACC games) and only 26 turnovers (1.4 turnovers per game) in 18 games and 22.1 minutes played per game...would have ranked in the top 10 in the ACC in conference games only had he qualified with at least 3.0 assists per game...totaled 11 assists and only three turnovers (3.7 apg) in helping lead the Seminoles to the championship of the prestigious Coaches vs. Cancer



WHY I WEAR MY NUMBER

Devon Bookert – "Growing up I wore No. 11. After I lost a couple of family members who were among my biggest supporters as a person and a basketball player, I felt that part of me was missing so I chose to wear No. 1 instead of No. 11."

NUMBER FACT

Devon Bookert is only the third player in school history to wear uniform No. 1. Michael Joiner (2001-04) and Xavier Gibson (2009-12) have also worn the number. Bookert needs only 150 points entering the 2015-16 season to become the all-time leading scorer at Florida State while wearing uniform No. 1. Joiner leads the trio with 956 career points; Bookert has scored 807 entering his senior season.



PERSONALITY PROFILE

- If your life was turned into a movie, who would play you? **Tom Cruise**
- What is your favorite time of the day? **Midnight**
- If you could participate in any event, present or future, what would it be? **Running With the Bulls in Spain**
- If you could meet anyone on earth, who would it be? **Bill Gates**
- Which of your tattoos is the most meaningful to you and why? **I don't have any tattoos**
- Besides basketball, what skill are you most talented at? **I am a master negotiator**
- If you knew you could not fail, what would you do? **Play basketball at the highest level or climb Mt. Everest**
- Who has been the biggest inspiration in your life and why? **My parents**
- What is set as the background on your computer screen? **Why? A picture of downtown Anchorage, Ala.**
- What would your introduction song at your home games in the Tucker Center? **Drop it Like Its Hot by Snoop Dog**
- If you were a pro wrestler, what would you ring nickname be? **Dev the Slayer**
- What clubs were you involved in in high school? **National Honor Society**
- If you had your own radio talk show, who would your first three guests be? **Pharrell Williams, Michael Jordan and Jamie Foxx**
- What are your pre-game rituals? **Praying**

Classic...totaled five assists each in wins against BYU (Nov. 16), Saint Joseph's (Nov. 17) and Maine (Dec. 9)...six assists came at Auburn (Jan. 2) and eight against Boston College...sixth on the team with 19 steals (0.6 spg) including his season high of four in the Seminoles win over Louisiana Monroe (Dec. 17) and his ACC season-high of two at Virginia Tech (Feb. 24)...seven steals in three consecutive wins against Maine (two), Louisiana Monroe (four) and Charlotte (one) for a 2.3 spg average during the three game winning streak...displayed his overall strong shooting abilities as he was one of four Seminoles who shot .800 or better from the free throw line during his first season...ranked second behind only Terry Whisnand who made 20 of 21 free throws and shot .952 from the free throw line for the season...led the Seminoles from the free throw line among those players who attempted 60 or more free throws in the season with his .818 mark...was perfect from the free throw line in 13 of the Seminoles' 34 games including a six of six performance from the free throw line in Florida State's victory over Clemson in Tallahassee (Jan. 24)...made a team-high 23 consecutive free throws from January 9 against Maryland through February 24 against Virginia Tech...his streak included perfection from the free throw line against Maryland (two of two), Clemson (six of six), Miami (two of two), Maryland (two of two), Duke (two of two), Miami (one of one), Boston College (two of two), NC State (four of four) and his first two against Virginia Tech...scored in double figures nine times including his season high of 18 points in the Seminoles' win over NC State on Senior Day in Tallahassee (March 9)...scored in double figures in six of the Seminoles' 20 games against ACC competition including five in 18 games during the regular season...scored in double figures in only the third game of his career as he totaled 15 points against BYU in the semifinals of the Coaches vs. Cancer Classic at the Barclays Center in Brooklyn, N.Y. ...ranked third on the team with nine double figure scoring games -- was ranked behind only three-time All-ACC selection Michael Snaer (25 in 33 games) and 2014 All-American candidate Okaro White (24)...scored in double figures in back to back games against NC State (season high of 18 points) and against Clemson in the first round of the ACC Tournament (12 points) on March 9 and March 14...averaged 15.0 points per game in the two games as he continued to display his abilities as a consistent scorer during his career...double figures in an ACC game for the first time in his career with 11 points

in the Seminoles' 60-57 win over Clemson (Jan. 24) in Tallahassee... double figure scoring in three of his final six games of the season with 10 at North Carolina (March 3), 18 at home against NC State and 12 against Clemson in the ACC Tournament to average 10.2 points per game in his final six games of his freshman season...with 14 points at Virginia Tech and 80 total points in his final eight games he averaged 10.0 points scored per game (four double figure scoring games) from Feb. 24 through the end of the season and the final game in the NIT against Louisiana Tech...the Seminoles' third leading scorer in the final eight games of the season with a 10.0 points per game scoring average and in the final 10 games of the season with 91 points and a 9.1 points per game scoring average...Florida State's leading scoring once as a freshman (18 points at NC State on Feb. 19) and its leading rebounder twice (eight at North Carolina on March 3 and five against Clemson in the ACC Tournament on March 14)...finished third on the team in minutes played during the season (21.5 minutes played per game) and played in double figure minutes in 30 of 34 games as a freshman... earned only one minute of playing time in the season opener against South Alabama but averaged more than 22 minutes played per game in each of the next 33 games of the season...played his freshman season high of 36 minutes in the Seminoles' victory over Wake Forest in Tallahassee (Feb. 26) and earned at least 31 minutes of playing time in six of the final 10 games of the season...averaged 29.0 minutes played per game in the final 10 games of the season after averaging 18.3 minutes of playing time in the first 24 games of the season.

AS ANCHORAGE WEST

Graduated from Anchorage West High School in 2011...the Gatorade Player of the Year in the State of Alaska as he averaged 25.0 points, 8.0 assists, 7.1 rebounds and 3.6 steals as a senior...named the 4A State Player of the Year, an All-State Class 4A First Team selection and the Cook Inlet Conference Most Valuable Player during the regular season as he helped lead the Eagles to the berth in the state championship tournament...played in the Alaska Association of Basketball Coaches Senior All-Star game following his senior season...scored a season high 31 points in the fourth quarter of the Eagles' 78-62 win over Chugiak during his senior season...finished two steals shy of a quadruple double with 33 points, 11 rebounds, 10 assists and eight steals in an 88-70

win over Eagle River during his senior season...led Anchorage West to a State Tournament Championship during his sophomore season and to a runner-up state championship finish during his junior season...the Eagles finished with a 20-7 record and into the third round of the Alaska State Athletic Association state championship tournament...the Eagles defeated Palmer and Service High Schools in the first two rounds before falling to Bartlett High School in the third round.

PERSONAL

Born January 27, 1993...Devon is the son of Jenny and Kevin Bookert...his dad, Kevin, helped lead Anchorage West to a state championship and was named to the All-Tournament team in the Alaska State Championship tournament in 1988...community service is important to him and his family as he has volunteered his time to feed the homeless in his home city of Anchorage and works as a mentor to freshmen students at his high school...chose Florida State over Cal, San Diego State, Oklahoma State, DePaul and Oregon...

CAREER STATISTICS

Year	G-GS	FG-A	PCT.	3FG-3FGA	PCT.	FT-FTA	PCT.	PTS.-AVG.	OR	DR	TR-AVG.	PF-D	AST	TO	BLK	STL	MIN
2012-13	34-11	67-137	.489	32-61	.525	54-66	.818	22.0-6.5	9	53	62-1.8	48-0	80	57	5	19	730-21.5
2013-14	36-27	100-240	.417	44-102	.431	61-78	.782	30.5-8.5	19	96	115-3.2	67-0	102	72	2	38	986-27.4
2014-15	28-28	85-227	.374	53-135	.393	59-73	.808	28.2-10.1	13	88	101-3.6	56-1	74	69	3	27	983-35.1
Totals	98-66	252-604	.417	129-298	.433	164-217	.802	807-8.3	41	237	278-2.8	171-1	256	198	10	84	2,699-27.5

CONFERENCE STATISTICS

Year	G-GS	FG-A	PCT.	3FG-3FGA	PCT.	FT-FTA	PCT.	PTS.-AVG.	OR	DR	TR-AVG.	PF-D	AST	TO	BLK	STL	MIN
2012-13	18-8	33-69	.478	15-30	.500	34-39	.872	11.5-6.4	5	27	32-1.8	22-0	41	26	2	8	398-22.1
2013-14	18-11	52-123	.423	26-54	.481	23-31	.742	15.3-8.5	10	36	46-2.6	32-0	42	33	1	16	480-26.7
2014-15	18-18	57-153	.373	38-93	.409	41-52	.788	19.2-10.7	9	56	65-3.6	40-1	50	45	2	15	666-37.0
Totals	54-37	142-345	.412	79-177	.446	98-122	.803	460-8.5	24	119	143-2.6	119-1	133	104	5	39	1,544-28.6

NIT STATISTICS

Year	G-GS	FG-A	PCT.	3FG-3FGA	PCT.	FT-FTA	PCT.	PTS.-AVG.	OR	DR	TR-AVG.	PF-D	AST	TO	BLK	STL	MIN
2012-13	1-1	1-3	.333	1-1	1.000	0-0	.000	3-3.0	0	1	1-1.0	0-0	0	5	1	0	16-16.0
2013-14	4-4	12-28	.429	7-11	.636	17-22	.773	48-12.0	3	20	23-5.8	7-0	5	3	0	2	154-38.5
Totals	5-5	13-31	.419	8-12	.667	17-22	.773	51-10.2	3	21	24-4.8	7-0	5	8	1	2	170-34.0



*Montay Brandon
#32*



32

MONTAY BRANDON

- SR-3L | GUARD | 6-8 | 229
- HIGH POINT, N.C./WESLEYAN CHRISTIAN ACADEMY

ON BRANDON

One of the smartest and most versatile players on the Seminoles' roster and in the ACC...his size, strength, athleticism and ability to play a number of different positions on the same possession make him a most valuable player...has the ability to bring the ball up the court as Florida State's lead guard, transition to a forward position, fight for rebounds and score near the basket make him a very difficult player to scout...will excel on the perimeter and on the interior on the same possession as well as numerous times during the same game...one of the most experienced players in the ACC who has played in 102 career games and started 91 career games...he has started every game for Florida State in the last two seasons - 69 consecutive - and has started in 91 of the 102 Florida State games...enters his senior season tied for 12th in school history with 91 career starts and is looking to become just the eighth player in school history to start 100 or more career games...the school record for starts in a career by a Florida State player is 117 by point guard Delvonn Arrington (1999-02)...has played in 102 of 103 career games including 69 consecutive with his streak dating back to February 16, 2013 against Boston College...a key to the Seminoles' chemistry because of his desire to play wherever the Seminole coaches need him to play...his desire to be a team player was illustrated early on during his freshman season as he started 22 games at the point guard position, saw his playing time decrease, continued to work hard in practice and was rewarded with increased playing time late in the season...spent his freshman season as Florida State's primary point guard and was a standout during his sophomore and junior seasons as Florida State's wing guard...continues to prove that he can play both positions and more importantly benefit the Seminoles from both positions...has played the wing position throughout his career and his development at the point guard position is an extreme plus for both Brandon and the Seminoles during the final season of his career at Florida State...his defensive abilities have allowed him to cover Malcolm Brogdon of Virginia, C.J. Fair of Syracuse, Olivier Hanlan of Boston College, K.J. McDaniels of Clemson (2014 NBA draft selection), Travis McKie of Wake Forest... "That's my job to guard one of the best players. I relish guarding the toughest players," said Brandon during his sophomore season...began to prove his defensive ability late during his freshman season when he was assigned to guard Virginia's Joe Harris and NC State's Rodney Purvis and Lorenzo Brown in the final two games of the regular season...his lock down defense during those two games allowed the Seminoles to shut all three players down and win their final two games of the regular season against two post-season teams (NC State played in the NCAA Tournament and Virginia advanced to the quarterfinals of the NIT)... is a very long player for his size with long arms who has the ability to cover a tremendous amount of the court with very little effort...his ability to

get into passing lanes to deflect passes and earn steals on the defensive end of the court is one of his greatest assets...his size (6-8) and diverse abilities creates match-up problems in the Seminoles favor on both the offensive and defensive ends of the court...tied Florida State's individual record for free throw shooting perfection in an ACC game as he was a perfect seven of seven from the free throw line (1.000 percent) against Maryland during his sophomore season (Feb. 8, 2014)...became just the 18th player in school history to be perfect on at least seven free throws in an ACC game...only the fifth player in school history to make a perfect seven of seven free throws on the road in an ACC game...the No. 11 ranked point guard in the nation and the No. 59 overall ranked prep player as a member of the 2012 freshman class by Rivals.com...

also rated as the No. 9 ranked shooting guard prospect in the class of 2012 by ESPN.com...a four star recruit by ESPN.com...a member of the West Team in the 2012 Jordan Brand Classic All Star game that was played in Charlotte on April 14, 2012...a starter for the West Team in the regional All-Star game played at the Time Warner Cable Arena in Charlotte, N.C....a double double of 12 points and 12 rebounds to go along with four assists in 32 minutes of playing time as the West team fell, 84-82...led the team in rebounds, assists and minutes played...nominated to play in the prestigious McDonald's All-American Game in 2012...committed to Florida State during his official visit in September of 2011...a member of the 2015-16 Student Athlete Advisory Council (SAAC) at Florida State...presented with the Unsung Hero Award at Florida State's 2014 Basketball Banquet by the Seminole coaching staff...earned three awards at the Seminoles' 2015 Honors Banquet - the award as the Seminoles' Most Improved Student Athlete, the Dave Cowens Chairman of the Boards Award as Florida State's top rebounder and the Unsung Hero Award for the second consecutive season...

CAREER HIGHS

PTS	24 vs. North Florida	(12-17-14)
FGM	10 vs. UCF	(12-6-14)
3FGM	3 vs. Saint Joseph's	(11-17-12)
FTM	11 vs. Clemson	(3-11-15)
OR	4 vs. 5 teams	
	Last vs. Boston College	(2-18-15)
DR	10 vs. 3 teams	
	Last vs. Georgia Tech	(3-2-14)
REBS	12 vs. Georgia Tech	(3-2-14)
	12 at Pitt	(2-23-14)
AST	8 vs. North Florida	(12-17-14)
BLK	3 vs. Minnesota	(11-27-12)
STL	3 vs. 5 teams	
	Last vs. Miami	(2-1-15)
MIN	39 vs. Wake Forest	(1-28-15)



AS A JUNIOR (2015)

Averaged a career-high 11.8 points (second on the team), a career-high 5.5 rebounds (first), a career-high 1.9 assists (third) and a career-high 1.1 steals (first) while shooting a career-high .541 from the field and a career-high .672 from the free throw line...was the only Seminole who started all 33 games during the 2014-15 season marking the second consecutive season he had started every game...established career-highs for minutes played (1,142), minutes played per game (34.6), field goals made (133), field goals attempted (246), free throws made (117), free throws attempted (174), free throw percentage (.672), defensive rebounds (134), total rebounds (183), rebounds per game (5.5), assists (63), steals (36), points scored (388) and points scored per game (11.8 ppg)...the Seminoles' leader who led the team in eight different statistical categories and who was the glue who held the Seminoles together throughout the season...accepted a leadership role early in the season and led by example as he enjoyed the best statistical season of his career...enjoyed his best season in the scoring column as he totaled 388 points (he scored a total of 405 points in his first two seasons) and averaged 11.8 points scored per game...he doubled his scoring average as a junior (11.8 ppg) after averaging a combined 5.9 ppg as a freshman and sophomore...nearly tripled his scoring average in ACC play as he scored his career-high of 192 points and averaged 10.7 points per game...he totaled 15 points and averaged 4.4 points per game in ACC play during his freshman and sophomore seasons combined...scored in double figures a career-high 19 times including his single-game career-high point total of 24 against North Florida (Dec. 17) after scoring in double figures 14 times during his freshman and sophomore seasons combined...his single game career-high for points during his first two seasons was 18 against North Carolina on February 17, 2014 - he tied or surpassed that total four

times as a junior...in addition to his 24 points against North Florida, he scored 23 in the Seminoles' victory over UCF (Dec. 6), 20 against NC State (Jan. 17) and totaled 18 in the Seminoles' win over Miami (Feb. 1) in Tallahassee...second on the team with three 20-point scoring games - 24 vs. North Florida, 23 vs. UCF and 20 vs. NC State...Florida State's leading scorer in nine different games: 24 vs. North Florida, 23 vs. UCF, 20 vs. NC State, 18 vs. Miami, 17 vs. Stetson, 17 vs. Florida, 16 at Virginia Tech, 14 at Notre Dame and 13 vs. Louisville...best three-game scoring outburst of his career and his junior season came against UCF (23 points), Notre Dame (14 Points) and North Florida (career-high 24 points) for a 20.3 points per game scoring average over a seven-day span of games...scored 19 points on six of eight shooting from the field (.750) in Florida State's victory over The Citadel (Nov. 25)...first career 20 point scoring game in ACC play came with 20 points against NC State at home (Jan. 17)...scored in double figures in 10 of 15 non-conference games to average 13.1 points scored per game outside of the regular season 18-game league schedule...scored in double figures in nine of Florida State's 18 ACC regular season games and averaged 10.7 points scored per game in conference play...as Florida State's leading rebounder with 183 total rebounds and a career-high 5.5 rebounds per game margin he led Florida State in rebounds 15 times - nearly twice as many times as Phil Cofer who led the Seminoles in rebounding eight times...his season high of nine rebounds came three times: against UMass in the fourth round of the Naismith Basketball Hall of Fame Classic (Dec. 23), against NC State in Tallahassee (Jan. 17) and in Florida State's home win against Boston College (Feb. 18)...finished third among his Seminole teammates with a single-season career high 63 assists and a career-high 1.9 assists per game average...increased his per game average for assists despite playing the point guard position less than 20 percent of the time he

was on the court...his career-high of eight assists came in Florida State's victory over NCAA Tournament participant North Florida as he scored his career-high of 24 points and earned his career-high of eight assists - he directly accounted for 41 of Florida State's 93 points in its 93-77 win over the Ospreys...in establishing a personal-high for minutes played with 1,142 he played at least 30 minutes in 30 of 33 games, at least 35 minutes in 22 of 33 games and at least 37 minutes in 13 of 33 games...his career-high of 39 minutes played came in the Seminoles' double overtime victory over Wake Forest in Tallahassee (Jan. 28)...in the victory over the Deacons he played all 10 minutes in both of the overtime periods as Florida State outlasted Wake Forest for the victory...his 1,142 minutes played were the ninth most of any ACC player during the 2014-15 season...his ACC season-high of four assists came in four different games - at Syracuse (Jan. 11), at home against Wake Forest (Jan. 28), at home against Boston College (Feb. 18) and at home against Pitt (March 7) on the final day of the regular season...multiple assists came seven times as a junior...in shooting a career-high .541 from the field he made his first 12 field goal attempts of the season (four of four against Manhattan and eight of eight against Northeastern) and 17 of his first 20 shots (.850 percent) in the first three games...he averaged 13.7 points in those three games against Manhattan, Northeastern and Providence...was a perfect seven of seven from the field in scoring 18 points in the Seminoles' victory over Miami in Tallahassee...career-high of 10 field goals made came in scoring 23 points against UCF...earned a team-high and career-high 36 steals and a team high 1.1 steals per game average...his career high of three steals came against three teams -- in wins over The Citadel (Nov. 25), USF (Dec. 20) and Miami in Tallahassee (Feb. 1)...his three steals in Florida State's victory over Miami ranks as his ACC career-high for steals...multiple steals came in 10 of 33 games.





2012-13 GAME-BY-GAME STATS

Opponent	Pts.	Rebs.	A	TO	S	3FG-A
South Alabama	11	0	0	1	0	0-2
Buffalo	8	4	1	2	0	0-0
vs. BYU	1	3	3	2	0	0-2
vs. Saint Joseph's	11	1	0	1	1	3-3
North Florida	4	3	0	1	0	0-0
Minnesota	6	3	5	4	0	0-3
Mercer	1	5	5	3	0	0-1
Florida	0	0	0	3	0	0-1
Maine	4	2	1	0	0	0-0
Louisiana-Monroe	7	1	2	2	0	1-1
at Charlotte	8	1	2	3	0	2-3
vs. Tulsa	6	1	1	1	1	0-2
at Auburn	6	0	1	4	0	0-0
at Clemson	6	3	3	2	0	0-1
at Maryland	2	5	1	3	0	0-2
North Carolina	7	3	4	2	0	1-1
at Virginia	2	1	0	3	1	0-1
Clemson	0	0	1	1	0	0-0
at Miami	2	4	2	6	1	0-1
Maryland	3	2	1	2	2	0-0
Duke	2	1	0	1	0	0-0
at Georgia Tech	1	1	5	4	0	0-0
at Wake Forest	0	2	2	3	2	0-0
Boston College	3	0	0	0	0	1-2
at NC State	0	0	1	0	0	0-0
at Virginia Tech	1	0	1	1	0	0-0
Wake Forest	2	0	0	0	0	0-0
at North Carolina	0	3	0	0	1	0-1
Virginia	0	0	1	0	0	0-0
NC State	4	3	2	0	1	0-2
vs. Clemson (ACC)	8	3	1	2	0	1-1
vs. North Carolina (ACC)	3	4	0	2	1	0-1
Louisiana Tech (NIT)	10	0	1	3	0	0-0

2013-14 GAME-BY-GAME STATS

Opponent	Pts.	Rebs.	A	TO	S	3FG-A
Jacksonville	15	1	3	3	1	0-3
at UCF	7	9	3	1	2	0-1
UT Martin	7	6	1	2	0	0-2
VCU	14	11	3	0	0	0-1
Michigan	14	5	4	2	1	1-1
Northeastern	10	5	0	1	2	1-2
at Florida	2	7	3	1	0	0-1
at Minnesota	3	6	0	0	0	0-0
Jacksonville State	14	3	3	0	2	2-2
Charlotte	14	1	2	1	1	2-3
vs. UMass	8	9	2	2	0	0-1
Charleston South	9	6	2	1	3	0-1
Virginia	6	3	0	2	0	0-1
at Clemson	3	6	0	3	1	0-0
Maryland	13	8	2	3	1	1-2
at Miami	6	6	1	2	1	0-1
at Virginia	5	3	2	2	0	0-1
Notre Dame	7	1	2	1	1	1-2
at Duke	11	4	1	3	0	0-0
at NC State	4	6	1	1	0	3-3
Clemson	9	3	0	1	1	0-1
Virginia Tech	5	3	2	1	1	1-2
at Maryland	11	4	3	3	2	0-0
Miami	2	3	1	1	1	0-2
at Wake Forest	8	4	1	1	1	0-0
North Carolina	18	4	1	2	1	0-0
at Pittsburgh	6	12	0	1	1	0-0
Georgia Tech	7	12	2	2	0	0-0
at Boston College	1	3	2	1	2	0-0
Syracuse	0	2	0	0	1	0-0
Maryland (ACC)	7	4	0	1	0	0-0
Virginia (ACC)	0	4	4	1	0	0-1
Florida GC (NIT)	8	6	0	1	2	0-1
Georgetown (NIT)	6	1	0	0	1	0-0
La. Tech (NIT)	10	5	1	2	0	0-1
Minnesota (NIT)	6	3	2	1	3	0-0

2014-15 GAME-BY-GAME STATS

Opponent	Pts.	Rebs.	A	TO	S	3FG-A
Manhattan	12	5	1	2	0	0-0
Northeastern	16	7	1	1	0	0-0
vs. Providence	13	7	0	3	2	0-0
vs. UMass	6	9	1	3	2	0-0
The Citadel	19	8	3	2	4	0-1
Charleston South.	9	5	1	0	2	0-1
Nebraska	9	4	1	0	3	0-1
UCF	23	6	0	0	2	0-0
at Notre Dame	14	4	2	3	2	0-2
North Florida	24	3	8	2	3	1-2
vs. USF	5	1	1	3	4	0-0
Stetson	17	6	2	6	2	0-0
Florida	17	5	2	2	2	1-1
at Mississippi St.	8	5	2	3	0	0-0
Virginia Tech	10	8	0	2	1	0-0
at Syracuse	9	7	4	1	0	0-1
at Pittsburgh	12	4	3	1	0	0-1
NC State	20	9	0	2	2	1-1
at Clemson	7	4	1	3	2	0-1
at North Carolina	9	3	1	1	0	0-1
Wake Forest	7	4	4	1	0	0-1
Miami	18	6	1	2	3	1-1
Clemson	6	4	3	3	1	0-1
at Virginia Tech	16	6	2	4	0	1-1
Duke	12	2	0	1	0	0-0
at Georgia Tech	3	8	3	4	0	0-1
Boston College	9	9	4	5	1	0-0
at Virginia	6	8	2	2	2	0-1
at Miami	11	5	0	3	2	0-0
Louisville	13	5	1	4	1	0-0
Pittsburgh	10	6	4	1	2	0-0
Clemson (ACC)	17	2	3	3	1	0-1
Virginia (ACC)	1	8	2	3	1	0-1

AS A SOPHOMORE (2014)

Averaged 7.7 points (fifth on the team), 4.9 rebounds (second), 1.5 assists (fourth) a career-high 0.9 steals (third) while starting all 36 games for the Seminoles as a sophomore...was the only player to start all 36 games for the Seminoles and one of only 23 players in the ACC who started each of his team's game during the 2014 season...established single season career-highs for games played (36), games started (36), 3-point field goals attempted (36), and offensive rebounds (54)...started 35 of 36 games at the shooting guard position and one game at the point guard position...was the Seminoles starter at the point guard position against Miami in the Donald L. Tucker Center in Tallahassee (Feb. 10)...played at least 18 minutes in each game and totaled a career-high tying 37 minutes played against Minnesota in the semifinals of the NIT in a game played at Madison Square Garden (April 1)...Florida State's second leading rebounder from the guard position with 175 rebounds and a career-high 4.9 rebounds per game average...led the Seminoles in rebounding from the guard position an amazing 11 times including in victories over two ranked teams (No. 10 VCU and No. 20 UMass), against No. 13 Florida and in five ACC games (victories over Maryland, Miami, Pitt and Georgia Tech and against Clemson)...ranked second on the team behind only Okaro White who led the team in rebounding 18 times...first career double figure rebounding game (Nov. 21, 11 rebounds) came in Florida State's exciting victory over VCU and his first double figure rebounding game in ACC play came in Florida State's victory over Georgia Tech (March 2, 12 rebounds)...his 11 rebounds against VCU helped him earn the first double double of his career with 14 points and 11 rebounds in the victory over the Rams in the first round of the 2013 Puerto Rico Tip-Off...back to back games of 12 rebounds against Pitt (Feb. 23) and Georgia Tech (March 2) with his career high of 10 defensive rebounds in both games...scored his season-high of 18 points on six of eight shooting from the field and six of eight shooting from the free throw line against North Carolina (Feb. 17) at home in the Donald L. Tucker Center...scored in double figures in 11 games including in four ACC games and against Louisiana Tech in the quarterfinals of the NIT (March 26)...opened the season with a 15-point performance in the Seminoles' season-opening victory over Jacksonville (Nov. 8)...Florida State's second leading scorer in the Puerto-Rico Tip Off with a 12.7 points per game average...scored 14 points in Florida State's win over No. 10 VCU (Nov. 21), totaled 14 against No. 13 Michigan (Nov. 22) and scored 10 in the Seminoles' win over Northeastern in the third place game of the event (Nov. 24)...was the only Seminole to score in double figures in each of the Seminoles' three games in the prestigious Puerto Rico Tip-Off...back-to-back games of 14 points in victories over Jacksonville State (Dec. 8) and Charlotte (Dec. 17)...one of four Seminoles to make at least 80 free throws and one of only four Seminoles to attempt at least 100 free throws during the 2013-14 season...his season-high of seven free throws came in the Seminoles' victory over Jacksonville and at Maryland (Feb. 8) while his season high of nine free throws attempted came in the Seminoles' wins over Jacksonville and No. 10 VCU...finished fourth on the team in assists with 54 and a 1.5 assists per game average...his season high of four assists came against Michigan in the Puerto Rico Tip-Off and against Virginia in the ACC Tournament...at least three assists in eight different games and multiple assists in 19 of 36 games...fourth on the team in steals with 33 and a 0.9 steals per game average...multiple steals in eight games and tripled his steals totals as a sophomore (33) as compared to his freshman season (11).



WHY I WEAR MY NUMBER

Montay Brandon – “I switched to No. 32 after my freshman year (from No. 5) to honor my best friend Josh Level who passed away on February 19, 2013. He wore No. 32 throughout high school and AAU ball. We became friends when I was nine years old we played for the same AAU team.”

NUMBER FACT

Dick Danford, a senior on Florida State's first NCAA Tournament team in 1968, wore No. 32 for three years. He was Florida State's fifth leading scorer on its 1968 team which was led by Dave Cowens who averaged 18.8 points and 16.9 rebounds. Florida State finished with a 19-8 record that season – the second highest victory total at the time for a single season in Florida State history.



AS A FRESHMAN (2013)

Averaged 3.9 points (10th on the team), 1.8 rebounds (tied for seventh) and 1.4 assists (fourth) while starting 22 games at the point guard position during his first season as a Seminole...played in 33 of Florida State's 34 games and was one of only seven Seminoles who played in 33 or more games in helping lead the team to the NIT...ranked fourth on the team in minutes played with 652 and an average of 19.8 minutes played per game...only four Seminoles – including Brandon – averaged 19 minutes or more of playing time during the 2012-13 season... finished fourth on the team in total assists with 47 which included his season high of five assists against Minnesota (Nov. 27), Mercer (Dec. 2) and in the Seminoles' ACC win at Georgia Tech (Feb. 5)...his five assists against the Yellow Jackets helped the Seminoles take the road win on Michael Snaer's third buzzer-beating, game-winning shot of the season in Florida State's 56-54 win...Florida State's starter at the point guard position from Nov. 12 against Buffalo through Feb. 9 against Wake Forest – a span of 22 games...multiple assists came 10 times in his 22 games as the Seminoles' starting point guard...inserted into the starting line-up in the second game of the 2012-13 season and the second game of his career...scored in double figures three times with his season high of 11 points coming against South Alabama (Nov. 9) in his career debut and in the Seminoles' win over Saint Joseph's (Nov. 17) in the championship game of the Coaches vs. Cancer Classic in Brooklyn and 10 points coming in Florida State's NIT game against Louisiana Tech (March 19)...a house on fire in the first four games of his first season as he scored 31 points and averaged 7.8 points scored against South Alabama and in wins over Buffalo (Nov. 12), BYU (Nov. 16) and Saint Joseph's (Nov. 17)...averaged 5.9 points (sixth on the team) in the Seminoles' 16 non-conference games...also scored the ball well as he averaged 5.8 points per game in the Seminoles' five neutral site games...his ACC season high of seven points came in the Seminoles' first of three games against North Carolina (Jan. 12)

in Tallahassee...totaled eight points on three of five shooting from the field (.600 percent) in the Seminoles' 79-76 victory over Charlotte at the Times Warner Cable Arena (Dec. 22) in Florida State's first trip back to his home state of North Carolina...a starter against the 49ers and totaled two assists in 17 minutes of playing time...finished his first season with 11 steals and was one of nine Seminoles who earned double figures in steals during the season...his season high of two steals came in a victory over Maryland in Tallahassee (Jan. 30) and at Wake Forest (Feb. 9)...eight blocks in his freshman season including a career high three in the Seminoles' game against Minnesota in the ACC/Big Ten Challenge (Nov. 27)...averaged 6.6 points in a string of five consecutive games against Louisiana Monroe (Dec. 17, seven points), Charlotte (Dec. 22, eight points), Tulsa in the Orange Bowl Classic (Dec. 29, six points), at Auburn (Jan. 2, six points) and in his first career ACC game at Clemson (Jan. 5, six points)...scored well in the final four games of the season as he averaged 6.3 points against NC State (March 9, four points), Clemson in the ACC Tournament (March 14, eight points), North Carolina in the ACC Tournament (March 15, three points) and against Louisiana Tech (March 19, 10 points).

AT WESLEYAN CHRISTIAN ACADEMY

Graduated from Wesleyan Christian Academy in 2012...averaged 19.0 points, 5.0 rebounds and 4.0 assists per game as a senior...played for former Maryland star guard Keith Gatlin at Wesleyan Christian...earned All-Conference First Team honors as selected by GreensboroToday.org...totaled 21 points and seven rebounds in Wesleyan's win over Raleigh (N.C.) Upper Room Christian during his senior season... averaged 19.0 points, 5.0 rebounds and 5.0 assists as a junior...played his freshman season at Northeast Guilford High School in McLeansville, N.C. before transferring to Wesleyan Christian for his sophomore season.

PERSONALITY PROFILE

- Who is your celebrity crush? Jennifer Lawrence
- Were you named after anyone? My name (Aquilas) is from Aquila, which appears in numerous Bible writings
- What is your favorite sport to watch? Women's Soccer (especially the Florida State women's soccer team)
- What is your favorite time of the day? Why? I enjoy the night time because I enjoying sleeping
- If you were immortal for one day, what would you do? I would jump off the Empire State Building and survive
- Are you afraid of anything? If so, what? Spiders
- Who has been the biggest inspiration in your life and why? My mom because she is the hardest working person I know
- What would your introduction song be at your home games in the Tucker Center? Miss me by Drake
- What word beginning with the first letter of your first name describes you the best? Why? Athletic
- What clubs were you involved in high school? The Chess Club and the Spanish Club
- If you auditioned for American Idol, what song would you sing? I will Always Love You by Whitney Houston
- If you had your own radio talk show, who would your first three guests be? Drake, Michael Jordan and Jennifer Lawrence
- Did you have a collection of some kind as a child? What was it? I collected Pokémon Cards
- What's the experience in your life that you have been the most nervous for? The Spelling Bee when I was in elementary school
- Who is your favorite all-time basketball player? Scottie Pippen
- What are your pregame rituals? I listen to music – especially songs by Drake

PERSONAL

Born September 3, 1993...Montay is the son of Diane and Parman Brandon...a member of the academic honor roll in each of his four years in high school...a member of the Georgia Stars AAU team... selected Florida State over Missouri, Clemson, South Carolina and Tennessee.

CAREER STATISTICS

Year	G-GS	FG-A	PCT.	3FG-3FGA	PCT.	FT-FTA	PCT.	PTS.-AVG.	OR	DR	TR-AVG.	PF-D	AST	TO	BLK	STL	MIN
2012-13	33-22	49-116	.422	9-31	.290	22-45	.489	129-3.9	12	47	59-1.8	48-2	47	62	8	11	652-19.8
2013-14	36-36	92-221	.416	9-36	.250	83-135	.615	276-7.7	54	121	175-4.9	65-1	54	50	1	33	1,060-29.4
2014-15	33-33	133-246	.541	5-21	.238	117-174	.672	388-11.8	49	134	183-5.5	172-3	63	76	13	36	1,142-34.6
Totals	102-91	274-583	.470	23-88	.261	222-354	.627	793-7.8	115	302	417-4.1	172-3	164	188	22	80	2,854-28.0

CONFERENCE STATISTICS

Year	G-GS	FG-A	PCT.	3FG-3FGA	PCT.	FT-FTA	PCT.	PTS.-AVG.	OR	DR	TR-AVG.	PF-D	AST	TO	BLK	STL	MIN
2012-13	17-10	13-44	.412	0-5	.000	4-7	.571	32-2.1	7	21	28-1.6	15-1	24	28	4	8	318-18.7
2013-14	18-18	40-105	.381	3-15	.200	39-61	.539	122-6.8	28	55	83-4.6	30-1	21	30	0	15	527-29.3
2014-15	18-18	64-127	.504	3-13	.231	61-90	.678	192-10.7	25	77	102-5.7	36-0	35	43	6	18	632-35.1
Totals	53-46	117-276	.424	6-33	.182	104-158	.658	346-6.5	60	153	213-4.0	81-2	80	160	10	41	1,477-27.9

NIT STATISTICS

Year	G-GS	FG-A	PCT.	3FG-3FGA	PCT.	FT-FTA	PCT.	PTS.-AVG.	OR	DR	TR-AVG.	PF-D	AST	TO	BLK	STL	MIN
2012-13	1-0	5-6	.833	0-0	.000	0-1	.000	10-10.0	0	0	0-0.0	1-0	1	3	0	0	25-25.0
2013-14	4-4	10-19	.526	0-2	.000	10-18	.556	30-7.5	4	11	15-3.8	6-0	3	4	0	6	121-30.3
Totals	5-4	15-25	.600	0-2	.000	10-19	.526	40-8.0	4	11	15-3.0	7-0	4	7	0	6	146-29.2



Michael Ojo
#50



50

MICHAEL OJO

- SR-3L | CENTER | 7-1 | 304
- LAGOS, NIGERIA/TENNESSEE TEMPLE HS

ON OJO

As imposing a physical specimen as there is in college basketball who is due for a breakout year in the final season of his collegiate career...has worked as hard as he ever has on the court and in the weight room to prepare for his senior season...has concentrated his workouts on taking the basketball directly to the basket from different places in the paint...many of his drills have consisted on snatching the ball from the court and launching himself like a missile towards the basket...an experienced player who will reach the 100 career games plateau early during the 2015-16 season...has played in 96 career games of 103 career games since his arrival as a freshman for the 2012-13 season...has played in every game for the Seminoles (69 consecutive) since the start of the 2013-14 season against Jacksonville on November 8, 2013...has played in 53 of 54 ACC games including 45 straight since February 9, 2014 against Wake Forest...started all but two ACC games (at Notre Dame on December 13, 2014 and against Pitt on Senior Day on March 7, 2015) during the 2014-15 season...averaged a career-high 2.5 rebounds in ACC play as a junior...will have the opportunity to become one of the all-time top-25 shot blockers in school history as he enters his senior season...he has blocked 25 shots in his first three seasons and will look to move in the list of the Seminoles' all-time greats as he approaches 60 blocked shots for his career...Trevor Harvey currently sits at No. 25 on the Seminoles' all-time list with 60 blocked shots...needs 23 blocked shot to move into the all-time top-20 for blocked shots in the Seminole record book...one of the strongest players in the history of the Seminole program who at 7-1 and 301 pounds still has plenty of room to grow...continues to learn from Florida States' Associate Head Coach Stan Jones whose tireless work with the mammoth post player has helped him turn the corner toward becoming a dominant center in the game of college basketball...Ojo is now more apt to throw down a thunderous dunk than attempt a hook shot - a basketball move he now makes without hesitation...in three years under the tutelage of Hamilton and Jones, he has learned to not only go to the basket as hard as he can, but to grab rebounds in traffic, draw fouls, set screens and guard his opponent...he is often guarding an All-ACC caliber center in every game the Seminoles play...Hamilton has said that Ojo's biggest challenge is relaxing his mind in order to think clearly while remaining ultra-competitive...his strength and unusual size allows him to compete with many of college basketball's most accomplished big men because he is so tough to move off of the blocks...is working on developing his foot speed and quickness which will allow him to flourish as a defender in Florida State's system...is working on developing his explosiveness in order to outwork his opponents for position on the floor both offensively and defensively...already has the wingspan and the strength to defend any player in the country but needs to develop the quickness and foot speed in order to outwork other players...his increased quickness will also help him rotate to the ball within

the Seminoles' system...his increased quickness will also allow him to help his teammates in many help defense situations and recover to his position and guard his man more efficiently...a very high character student athlete who fits in very well with the players on Florida State's roster...with his 7-8 wingspan, he can nearly touch the rim without jumping...earned the Golden Torch Award for basketball in 2013...the award recognizes the top academic performer on each of Florida State's 21 varsity teams on an annual basis...presented with the Unsung Hero Award by the Seminoles' coaching staff at Florida State's annual Honors Banquet in 2013...presented with the Mr. Hustle and Tip Of the Spear Awards at the Seminole basketball Honors Banquet in 2014...earned the Academic Achievement and Charlie Ward Outstanding Defensive Player Awards from the Florida State Coaching staff at the Seminoles' 2015 Honors Banquet.

CAREER HIGHS

PTS	10 at Florida	(11-29-13)
FGM	4 at Maryland	(2-8-14)
FGA	6 at Maryland	(2-8-14)
FTM	4 vs. USF	(12-20-14)
	4 at Minnesota	(12-3-13)
	4 at Florida	(11-29-13)
FTA	7 vs. USF	(12-20-14)
	7 at Florida	(11-29-13)
OR	4 vs. UMass	(12-21-13)
DR	6 vs. Duke	(2-9-15)
	6 vs. VCU	(11-21-13)
	6 vs. UT Martin	(11-17-13)
REBS	9 vs. Duke	(2-9-15)
BLK	3 vs. Duke	(2-9-15)
	3 vs. North Florida	(12-17-14)
	3 vs. Charlotte	(12-17-13)
STL	2 vs. Providence	(11-22-14)
MIN	21 vs. Duke	(2-9-15)

AS A JUNIOR (2015)

Averaged 2.2 points (ninth on the team), 2.4 rebounds (seventh) and a career-high tying 0.5 blocked shots (fifth) while shooting better than .500 from the field for the second consecutive season (.529)...played in all 33 games while starting a career-high 21 games including a career-high 16 starting assignments in the Seminoles' 18 ACC games...established his career-high for games started (21) and tied his career-high for steals (five)...in starting his career-high of 21 games, he was one of only five Seminoles who started at least 21 games during the season... started every game for the Seminoles from Nov. 17 against North Florida



through the Seminoles' game against Louisville on Feb. 28...has played in 53 of 54 career ACC games entering his senior season including 45 straight – a consecutive games streak that began on February 9, 2014 against Wake Forest...was Florida State's leading rebounder in his fourth career game as he pulled down his career-high of nine rebounds against NCAA Tournament National Champion Duke and ACC Player of the Year Jahliil Okafor at the Donald L. Tucker Center in Tallahassee (Feb. 9)...pulled down his career high of six defensive rebounds in earning his career high of nine rebounds against the Blue Devils...made a career-high tying four free throws in Florida State's victory over USF in the Orange Bowl Classic (Dec. 20)...his four free throws against the Bulls come on a career-high seven free throw attempts and helped the Seminoles to a 75-62 win at the BB&T Center in Sunrise, Fla...scored his season-high of seven points against NCAA Tournament participant Providence in the third round of the Naismith Basketball Hall of Fame Classic at the Mohegan Sun Arena in Uncasville, Conn. (Nov. 22)...made his season-high of three field goals against the Friars...totaled five or more points a total of four times including seven against Providence, six against USF and five each against The Citadel (Nov. 25) and Stetson (Dec. 22)...his season-high of four points in ACC play came against North Carolina (Jan. 24), at Virginia Tech (Feb. 7) and at ACC regular season champion Virginia (Feb. 22)...tied his career high with three blocked shots each against North Florida and Duke...his blocked shots against the Blue Devils came on a lay-up attempt by Matt Jones in the first half and on lay-up attempts by 2015 NBA Draft selections Quinn Cook and Tyus Jones in the second half...his blocked shots helped the Seminoles get back in to the game and bring their deficit to only one point with 11 seconds left to play after trailing by 14 points in the second half...his career-high of 21 minutes played came in the Seminoles' game against Duke in Tallahassee...earned double figure minutes in 16 of the 33 games in which he played as a junior...earned 20 minutes of playing time in the Seminoles' victory over The

Citadel – a game during which he scored five points and pulled down four rebounds...tied his career-high with five steals during the season including a career-high two steals against Providence in the Basketball Hall of Fame Tip-Off Classic.

AS A SOPHOMORE (2014)

Averaged a career-high 2.5 points (eighth on the team), a career-high 3.0 rebounds (seventh) and a career-high 0.5 blocked shots (fifth) while playing in all 36 games for the Seminoles in his second season as a Seminole...earned 14 starts including eight starts in ACC competition...established career-highs for games played (36), minutes played (438), minutes played per game (11.9), field goals made (35), field goals attempted (64), field goal percentage (.547), free throws made (20), free throws attempted (47), free throw percentage (.426), offensive rebounds (36), defensive rebounds (72), total rebounds (108), rebounds per game (3.0), assists (nine), blocked shots (25), steals (five), points scored (90) and points per game (2.5)...scored his career-high of 10 points in Florida State's game against Florida at the Stephen C. O'Connell Center in Gainesville (Nov. 29)...was a perfect three of three from the field and made a career-high four free throws in scoring his career-high 10 points against the Gators...scored 90 points as a sophomore – scored five times as many points as a sophomore (90) than he did as a freshman (18)...scored eight points against No. 13 Michigan in the second round of the Puerto Rico Tip-Off (Nov. 22), totaled 10 against Florida and scored his ACC career-high of eight points against Maryland (Feb. 8)...scored 38 points in the first nine games of the season – more than twice as many points as he scored during his entire freshman season...averaged 3.8 points scored per game in the first nine games of his sophomore season as compared to averaging 0.7 points scored per game in 27 games as a freshman...pulled down his career-high 108 rebounds and averaged a career-high 3.0 rebounds per game – a total that was four times as many as during his freshman



FLORIDA STATE'S 7-FOOTERS

Player	Years	Height
Chris Koumadje	2015-Pr.	7-4
Boris Bojanovsky	2013-Pr.	7-3
Karim Shabazz	1998-99	7-2
Solomon Alabi	2008-10	7-1
Michael Ojo	2013-Pr.	7-1
David Anderson	2000-02	7-0
Jon Kreft	2011-12	7-0
Andre Reid	1991-95	7-0





2012-13 GAME-BY-GAME STATS

Opponent	Pts.	Rebs.	Blk	S
South Alabama	0	0	0	0
Buffalo	0	0	0	1
vs. BYU	0	0	0	0
North Florida	0	2	0	0
Mercer	2	1	0	0
Maine	3	1	2	0
Louisiana-Monroe	0	0	0	0
at Charlotte	0	1	0	0
vs. Tulsa	1	1	0	0
at Clemson	0	1	0	0
at Maryland	0	0	1	0
North Carolina	0	0	0	0
at Virginia	0	1	0	0
Clemson	0	1	1	0
at Miami	1	3	0	0
Maryland	2	3	1	1
Duke	2	2	0	0
at Wake Forest	0	1	0	0
Miami	3	2	0	0
Boston College	0	0	1	0
at NC State	0	1	0	0
at Virginia Tech	2	2	0	0
Wake Forest	2	3	1	0
at North Carolina	0	0	0	0
Virginia	0	1	0	0
NC State	0	0	0	1
vs. Clemson (ACC)	0	0	0	0

2013-14 GAME-BY-GAME STATS

Opponent	Pts.	Rebs.	Blk	S
Jacksonville	4	5	2	0
at UCF	2	6	0	0
UT Martin	2	6	1	0
VCU	2	6	2	0
Michigan	8	6	0	0
Northeastern	1	4	1	0
at Florida	10	6	1	0
at Minnesota	6	5	2	1
Jacksonville State	3	7	2	0
Charlotte	0	2	3	1
vs. UMass	7	8	2	0
Charleston South	4	6	0	1
Virginia	0	4	2	0
at Clemson	0	1	1	0
Maryland	7	2	1	0
at Miami	0	0	0	0
at Virginia	3	0	1	0
Notre Dame	2	0	0	0
at Duke	0	1	1	0
at NC State	0	2	0	0
Clemson	2	3	0	0
Virginia Tech	2	1	1	0
at Maryland	8	3	1	0
Miami	0	1	0	0
at Wake Forest	0	1	0	0
North Carolina	5	5	0	0
at Pittsburgh	0	0	0	1
Georgia Tech	2	2	0	0
at Boston College	0	0	1	0
Syracuse	0	0	0	0
Maryland (ACC)	2	4	0	0
Virginia (ACC)	2	4	0	0
Florida GC (NIT)	0	0	0	1
Georgetown (NIT)	2	1	0	0
La. Tech (NIT)	0	0	0	0
Minnesota (NIT)	4	6	0	1

2014-15 GAME-BY-GAME STATS

Opponent	Pts.	Rebs.	Blk	S
Manhattan	0	0	0	0
Northeastern	0	2	0	0
vs. Providence	7	1	0	2
vs. UMass	4	5	1	0
The Citadel	5	4	0	0
Charleston South.	4	1	1	0
Nebraska	3	4	0	1
UCF	3	3	0	0
at Notre Dame	0	0	0	0
North Florida	4	3	3	0
vs. USF	6	4	1	0
Stetson	5	3	2	0
Florida	0	2	0	0
at Mississippi St.	2	1	0	0
Virginia Tech	1	2	0	0
at Syracuse	2	1	0	0
at Pittsburgh	1	2	0	0
NC State	0	0	0	0
at Clemson	2	2	0	0
at North Carolina	4	3	0	0
Wake Forest	0	2	0	0
Miami	2	1	0	0
Clemson	2	4	0	0
at Virginia Tech	4	4	2	0
Duke	1	9	3	1
at Georgia Tech	0	2	1	0
Boston College	2	4	0	0
at Virginia	4	1	1	0
at Miami	2	3	0	0
Louisville	0	1	0	0
Pittsburgh	0	4	1	0
Clemson (ACC)	0	0	0	0
Virginia (ACC)	1	0	0	1



season... tripled his per game averages from his first season...an incredible illustration of his improvement came at the beginning of his sophomore season...he pulled down more rebounds in the first five games of the season (29) as a sophomore than he did during his entire freshman season (27)...began the season with five rebounds in the season opener against Jacksonville (Nov. 8) then earned six rebounds in four consecutive games against UCF (Nov. 13), UT-Martin (Nov. 17), No. 10 VCU (Nov. 21) and No. 13 Michigan (Nov. 22)... totaled five or more rebounds in 12 different games including five against North Carolina (Feb. 17) and six against Minnesota in the semifinals of the NIT in a game played in Madison Square Garden (April 1)...pulled down his season-high of eight rebounds in Florida State's victory over No. 20 UMass in the Orange Bowl Classic (Dec. 21)...started 14 of the final 15 games of the season (seven ACC games, two ACC Tournament games and four NIT games) and played more than three times as many minutes and averaged nearly seven minutes more played per game as a sophomore as compared to his freshman season...his season high of 19 minutes played came in victories over UMass and Virginia Tech with double figure minutes coming in 25 of 36 games...averaged 1.9 points and 2.0 rebounds in 10.9 minutes played per game as a starter and 2.9 points and 3.6 rebounds in 12.5 minutes played per game as a reserve...totaled three times as many assists as a sophomore (nine) as compared to his freshman season (three)...totaled his career-high of two assists in Florida State's victory over Charlotte (Dec. 17) and against Clemson (Feb. 1)...totaled three assists in back to back games against Charlotte and UMass to tie his season total from his freshman season in just 35 minutes of playing time...ranked third on the team in total blocked shots with a single season career-high 25 - a total that was nearly four times as many shots as he blocked during his freshman season...blocked his career high of three shots in Florida State's victory over Charlotte and blocked multiple shots in seven different games... totaled more blocked shots in the first eight games of his sophomore season (nine) than he did in 25 games as a freshman...his ACC season high of two blocked shots came in the Seminoles' conference schedule opener against Virginia (Jan. 4)...dramatically increased his field goals made total (35-7) and his free throws made total (20-4) as he significantly improved his all-around game.



WHY I WEAR MY NUMBER

Michael Ojo - "I wore No. 50 in high school and it's a big man's number. I felt like I had some success in high school and I was wearing it in high school when I was recruited to play at Florida State so I decided to stick with it when I came to play for Coach Hamilton."

NUMBER FACT

Ken Doyle was the first Seminole to wear No. 50 in 1965 and the number has been worn by nine Seminoles since then (including by Michael Ojo). Doyle earned three varsity letters as the Seminoles' center in 1966, 1967 and 1968 and averaged 3.3 points and 2.6 rebounds in 53 career games.



PERSONALITY PROFILE

- Who is your celebrity crush? Kelly Rowland
- Were you named after anyone? The Angel Michael
- What is your favorite sport to watch? Soccer
- What is your favorite time of the day? Why? Evening – I like to eat a good dinner and relax
- If you could meet anyone on earth, who would it be? The presidents of all of the countries in the world
- Do you have any nicknames? Little Mike
- When you were in grade school, what did you want to be when you grew up? A computer engineer
- What word beginning with the first letter of your first name describes you the best? Why? Man in the Making
- If you were a pro wrestler, what would your ring nickname be? The Undertaker
- What Olympic sport, besides basketball, would you like to compete in? Archery
- What is your favorite movie of all time? Lord of the Rings
- What is your favorite board game? Scrabble
- If your life were a song, what would the title be? My Journey
- What are your pre-game rituals? Think about my journey, my present status and where I want to be in the future



AS A FRESHMAN (2013)

Averaged 0.7 points (13th on the team) and 1.0 rebound (tied for 11th) in 27 games during his first season at Florida State...inserted into the starting line-up on February 13 against Miami and was a starter for the Seminoles in nine of the final 11 games of the season...averaged 5.0 minutes played per game and played in double figure minutes in three different games including a season high 17 minutes in the Seminoles' home game against Miami...scored his season high of three points in that home game against Miami (Feb. 13) and also in Florida State's victory over Maine (Dec. 9) in Tallahassee...his season-high of three rebounds came in three ACC games – in wins over Wake Forest (Feb. 26) and Maryland (Jan. 30) and at Miami (Jan. 27)...season high one assist in three different games – against Buffalo (Nov. 12), NC State (Feb. 19) during the regular season and against Clemson in the ACC Tournament (March 14)...season high one steal in three different games – in wins over Buffalo (Nov. 12), Maryland (Jan. 30) and NC State (March 9).

AT TENNESSEE TEMPLE

Graduated from Tennessee Temple High School in Chattanooga, Tenn., in 2012...earned All-American Honors as a senior from the National Association of Christian Athletes...named to the All-Tournament Team at the National Association of Christian Athletes Tournament in 2012...averaged 15.0 points, 14.0 rebounds and 5.0 blocked shot per game as a senior.

PERSONAL

Born January 5, 1993...Michael is the son of Mrs. Olayinminu Ojo...selected Florida State over Vanderbilt and Tennessee Chattanooga.

CAREER STATISTICS

Year	G-GS	FG-A	PCT.	3FG-3FGA	PCT.	FT-FTA	PCT.	PTS.-AVG.	OR	DR	TR-AVG.	PF-D	AST	TO	BLK	STL	MIN
2012-13	27-9	7-24	.292	0-0	.000	4-11	.364	18-0.7	7	20	27-1.0	24-0	3	9	7	3	136-5.0
2013-14	36-14	35-64	.547	0-0	.000	20-47	.426	90-2.5	36	72	108-3.0	72-1	9	32	25	5	428-11.9
2014-15	33-21	27-51	.529	0-0	.000	17-44	.386	71-1.2	24	54	78-2.4	44-0	6	28	16	5	292-8.8
Totals	96-44	69-139	.496	0-0	.000	41-102	.402	179-1.9	67	146	213-2.2	140-1	18	69	48	13	856-8.9

CONFERENCE STATISTICS

Year	G-GS	FG-A	PCT.	3FG-3FGA	PCT.	FT-FTA	PCT.	PTS.-AVG.	OR	DR	TR-AVG.	PF-D	AST	TO	BLK	STL	MIN
2012-13	17-8	5-19	.263	0-0	.000	2-7	.286	12-0.7	5	16	21-1.2	17-0	1	6	5	2	100-5.9
2013-14	18-8	12-21	.571	0-0	.000	7-12	.583	31-1.7	11	15	26-1.4	35-1	5	10	9	1	197-10.9
2014-15	18-16	11-23	.478	0-0	.000	5-11	.455	27-1.5	15	30	45-2.5	22-0	5	16	8	1	148-8.2
Totals	53-32	28-63	.444	0-0	.000	14-30	.467	70-1.3	31	61	92-1.7	74-1	11	32	22	4	445-8.4

NIT STATISTICS

Year	G-GS	FG-A	PCT.	3FG-3FGA	PCT.	FT-FTA	PCT.	PTS.-AVG.	OR	DR	TR-AVG.	PF-D	AST	TO	BLK	STL	MIN
2012-13	DNP-CD																
2013-14	4-4	3-8	.375	0-0	.000	0-1	.000	6-1.5	2	5	7-1.8	3-0	1	4	0	2	35-8.8
Totals	4-4	3-8	.375	0-0	.000	0-1	.000	6-1.5	2	5	7-1.8	3-0	1	4	0	2	35-8.8



Jarquez Smith #23



23

JARQUEZ SMITH

- JR-2L | FORWARD | 6-9 | 236
- HADDOCK, GEORGIA/JONES COUNTY HS

ON SMITH

As talented a shot blocker as there is in the ACC who will need to increase his defensive statistics for the Seminoles to return to the upper echelon of defensive teams in college basketball...Florida State ranked fifth in the ACC in blocked shots with a 4.8 blocked shots per game team average...will need Smith's increased effort on the defensive glass and in limiting the Seminoles' opponents field goal shooting percentage...Florida State ranked No. 1 nationally in the field goal percentage defense statistic in both 2010 and 2011 under head coach Leonard Hamilton – and played in the NCAA Tournament both of those seasons...enters his junior season on the verge of moving into the all-time top-25 for career blocked shots at Florida State...has 59 blocked shots entering the season with Trevor Harvey ranked 25th in school history with 60 blocked shots... he needs only 22 blocked shots to move into the all-time top 20 and needs 30 to move into the Seminoles' all-time top 15...the Seminoles' school record for blocked shots is 239 by Rodney Dobard (1990-93)...sure to be one of the top shot blockers in school history before his career as a Seminole is over...his athleticism will continue to make him a dominant rebounder and shot blocker for the Seminoles during the remaining two seasons of his collegiate career...utilizes his athleticism to play effectively at the rim on both the offensive and defensive ends of the court...will continue to grow and become more and more explosive as he continues to utilize his speed and his aerial dexterity...those attributes, coupled with his work in the weight room will continue to increase his athleticism...is a fearless competitor with excellent mobility and range... has great hands and the ability to catch and release quickly... with Smith in the line-up during the past two seasons, Florida State has cemented itself as the third winningest program in the ACC since the start of the 2005-06 season...helped lead Florida State to 22 wins, a third place finish in the Puerto Rico Tip-Off and a semifinal appearance in the NIT at Madison Square Garden during the 2014 season...was Florida State's first commitment for the class of 2013...ranked No. 63 on the CBSports.com list of the top 100 high school players in the Class of 2013...a four-star recruit and the No. 18 ranked power forward by Rivals.com...ranked as the No. 57 player in the Class of 2013 by Rivals.com...ESPN.com ranked him as the 60th best overall player and the 15th best power forward at the end of his senior season...the 23rd best power forward in the class by 247sports.com...

AS A SOPHOMORE (2015)

Averaged a career-high 6.2 points (fifth on the team), a career-high 2.9 rebounds (sixth), and 1.1 blocks (second) while shooting a career-high .503 from the field (fifth) and a career-high .750 from the free throw line (second)...played in all 33 games and started his career-high of nine as a sophomore...his first career start came in the 2014-15 season opener against Manhattan and he was a starter in each of the Seminoles' first nine games of the season...started the first ACC game of his career at Notre Dame on December 13, 2014...established career-highs for games started (nine), minutes played (586), minutes played per game (17.8), field goals made (75), field goals attempted (149), field goal shooting percentage (.503), 3-point field goals made (eight), 3-point field goals attempted (31), 3-point field goal shooting percentage (.358), free throws made (45), free throws attempted (60), free throw shooting percentage (.750), points scored (203), points scored per game (6.2), offensive rebounds (34), defensive rebounds (61), total rebounds (91), rebounds per game (2.9), assists (13), blocked shots (35) and steals (eight) as he enjoyed the best year of his first two seasons at Florida State... increased his scoring percentage by 3.8 points as a sophomore as compared to his freshman season (6.2 – 2.4) as he increased his shooting percentage by 6.5 percentage points in year two of his career (.503 - .438)...

CAREER HIGHS

PTS	16 vs. USF	(12-20-14)
	16 vs. UCF	(12-6-14)
FGM	7 vs. UCF	(12-6-14)
FGA	11 vs. USF	(12-20-14)
3FGM	2 vs. North Florida	(12-17-14)
3FGA	2 vs. seven teams	
	Last at Georgia Tech	(2-14-15)
FTM	9 vs. Manhattan	(11-15-14)
FTA	11 vs. Manhattan	(11-15-14)
OR	3 vs. Virginia	(3-12-15)
	3 vs. Florida	(12-30-14)
	3 at Notre Dame	(12-13-14)
DR	5 at North Carolina	(1-24-15)
	5 vs. Florida	(12-30-14)
	5 vs. Manhattan	(11-15-14)
REBS	8 vs. Florida	(12-30-14)
BLK	6 vs. USF	(12-20-14)
STL	2 vs. Pitt	(3-7-15)
	2 vs. UCF	(12-6-14)
MIN	26 vs. NC State	(1-17-15)
	26 vs. Nebraska	(12-1-14)



his greatest and most long-lasting improvement came from the free throw line as he shot a career-high .750 from the line as a sophomore as compared to .520 as a freshman – an incredible improvement of 23 percentage points...his career high of nine free throws on a career high 11 free throw attempts came in Florida State's season-opening victory over Manhattan (Nov. 15)...was perfect from the free throw line in seven different games including a perfect three of three from the line against Clemson in Tallahassee (Feb. 4)...his ACC career-high of five free throws came in the Seminoles' double overtime victory over Wake Forest at home (Jan. 28)...scored in double figures for the first time in his career with 13 points in the Seminoles' season-opener against Manhattan and scored in double figures a single-season career high five times as a sophomore...his career high for points (16) came in victories over UCF (Dec. 6) and USF in the Orange Bowl Classic (Dec. 20) in a game played at the BB&T Center in Sunrise, Fla...made his career high of seven field goals in scoring 16 points against UCF and made six field goals in scoring 16 points against USF...Florida State won both of its games against UCF and USF...also finished in double figure scoring with 11 points against Duke in Tallahassee (Feb. 9) and totaled his ACC career-high for scoring with 15 points at Georgia Tech (Feb. 14)...his career-high of eight rebounds came in the Seminoles' victory over Florida in Tallahassee (Dec. 30) with six or more rebounds coming in five different games during his sophomore season...his ACC

career-high for rebounds (six) came at North Carolina (Jan. 24) and at Georgia Tech (Feb. 14)...played one of the best games of his career at Georgia Tech as he scored 15 points, pulled down six rebounds and blocked three shots...helped the Seminoles earn a come-from-behind victory over the Yellow Jackets as he played in front of his mother and father and numerous other family and friends...was Florida State's leading rebounder in two games as a sophomore – in the Seminoles' victory over Manhattan and in their win over Florida (Dec. 30)...played in all 33 of Florida State's games including each of his 18 ACC games for the second consecutive season...averaged a career-high 17.8 minutes played per game and played in double figure minutes in all but two games...his career-high of 26 minutes played came in the Seminoles' game against Nebraska in the ACC/Big Ten Challenge (Dec. 1) and against NC State for his ACC career-high (Jan. 17)...second on the team with 35 blocked shots including his career-high of six blocks in the Seminoles' victory over USF in the Orange Bowl Classic...his six blocked shots helped limit the Bulls to a .364 shooting percentage as Florida State blocked a school record-tying 15 shots in its 75-62 victory...including Smith's career-high six blocked shots, the Seminoles blocked nearly 23 percent of the Bulls' shots (15 of 66) in earning the victory...blocked his ACC career-high of three shots at North Carolina and at Georgia Tech...multiple blocked shots came six times including in the Seminoles' quarterfinal round game of the ACC Tournament against Virginia (March 12)...





2013-14 GAME-BY-GAME STATS

Opponent	Pts.	Rebs.	Blk	S
Jacksonville	3	2	2	0
at UCF	4	1	1	0
UT Martin	4	5	0	0
VCU	2	2	0	0
Northeastern	1	0	1	1
at Florida	0	0	0	0
Jacksonville State	7	3	0	0
Charlotte	3	3	1	0
vs. UMass	2	0	0	0
Charleston South	4	1	0	0
Virginia	3	2	3	0
at Clemson	8	1	0	0
Maryland	0	0	0	0
at Miami	2	3	0	0
at Virginia	5	3	1	0
Notre Dame	0	0	2	0
at Duke	0	0	0	0
at NC State	7	3	1	0
Clemson	2	2	0	0
Virginia Tech	2	4	2	0
at Maryland	2	2	0	0
Miami	2	1	0	0
at Wake Forest	2	4	1	0
North Carolina	4	0	3	0
at Pittsburgh	0	2	1	0
Georgia Tech	1	0	0	0
at Boston College	0	0	0	0
Syracuse	0	0	0	0
Maryland (ACC)	1	0	0	0
Virginia (ACC)	2	2	2	0
Florida GC (NIT)	0	1	1	1
Georgetown (NIT)	4	2	1	0
La. Tech (NIT)	1	1	0	0
Minnesota (NIT)	2	0	1	0

2014-15 GAME-BY-GAME STATS

Opponent	Pts.	Rebs.	Blk	S
Manhattan	13	6	0	0
Northeastern	4	0	1	1
vs. Providence	2	2	0	0
vs. UMass	4	1	0	0
The Citadel	2	0	1	0
Charleston South.	6	2	1	0
Nebraska	4	6	1	0
UCF	16	5	1	2
at Notre Dame	8	3	1	0
North Florida	7	1	1	0
vs. USF	16	3	6	1
Stetson	2	2	0	0
Florida	4	8	0	0
at Mississippi St.	4	2	1	1
Virginia Tech	2	2	1	0
at Syracuse	2	4	0	0
at Pittsburgh	0	2	1	0
NC State	7	4	1	0
at Clemson	6	3	1	0
at North Carolina	9	6	3	0
Wake Forest	7	4	2	0
Miami	9	3	1	0
Clemson	5	3	1	0
at Virginia Tech	7	2	2	0
Duke	11	2	1	0
at Georgia Tech	15	6	3	0
Boston College	5	0	0	0
at Virginia	2	2	1	1
at Miami	5	1	0	0
Louisville	5	3	1	0
Pittsburgh	2	3	0	2
Clemson (ACC)	7	1	0	0
Virginia (ACC)	5	3	2	0

AS A FRESHMAN (2014)

Averaged 2.4 points (ninth on the team), 1.5 rebounds (ninth on the team) and 0.7 blocked shots (third) while playing in 34 of 36 games and averaging 10.1 minutes played per game...one of five Seminoles who blocked at least 20 shots with 14 of his 24 blocked shots coming in ACC play...ranked third on the team with a 0.8 blocked shots per game average in ACC play...blocked at least one shot in 16 of the Seminoles' 34 games with his season high of three blocked shots coming against NCAA Tournament teams Virginia (Jan. 4) in his first ACC game and against North Carolina (Feb. 17)...multiple blocked shots came in six different games including two in the first game of his career against Jacksonville (Nov. 8)...totaled three blocked shots in his first career ACC game against Virginia...two blocked shots came in victories over Notre Dame (Jan. 21) and Virginia Tech (Feb. 5) and in the ACC Tournament against Virginia (March 14)...totaled seven blocked shots (2.3 bpg) in three games against ACC Champion Virginia...his 24 blocked shots during his freshman season rank as the 10th highest blocked shots total by a freshman in school history...scored his season-high of eight points in his first ACC road game in Florida State's 56-41 win over Clemson...totaled his season of four field goals made and five field goals attempted in the Seminoles' victory at Littlejohn Coliseum...scored points in each of the first five games of his career and averaged

2.2 points in five games (all victories) against Jacksonville (Nov. 8, three points), at UCF (Nov. 13, four points), against UT-Martin (Nov. 17, four points), No. 10 VCU (Nov. 21, two points) and against Northeastern (Nov. 24, two points)...seven points in a victory over Jacksonville State (Dec. 8) ranked as tied for his highest single game point total of his freshman season... also totaled seven points on the road at NC State (Jan. 29)...averaged 10.1 minutes played per game with double figure minutes coming in 19 of the 34 games he played in...his season-high of 19 minutes played came in the Seminoles' 106-62 victory over Charlotte in Tallahassee (Dec. 17)...totaled three points, three rebounds and one blocked shots in the Seminoles' win over the 49ers...his ACC season-high of 18 minutes came as Florida State played host to Clemson in Tallahassee (Feb. 5)...averaged more minutes played per game in 18 games (10.4 mpg) than he did in the 16 non-conference games he played in (9.8 mpg)...at least 10 minutes played in 12 of 18 ACC games...made four 3-point shots on the season with made shots from the bonusphere coming against Jacksonville, Jacksonville State, at Miami (Jan. 18) and at NC State...Florida State was 3-1 in the four games in which he made a 3-point shot...was a perfect four of four from the free throw line (both season high for free throws made and free throws attempted in a single game) in the Seminoles 77-53 win over Jacksonville State...also a perfect two of two from the free throw line in Florida State's ACC victory over Virginia Tech...



WHY I WEAR MY NUMBER

Jarquez Smith – "I wore No. 22 in high school because every male in my family that has played basketball has worn that number. I switched to No. 23 this year because that's the closest to 22, which is my family's number."

NUMBER FACT

Rowland Garrett, a co-captain on Florida State's 1972 NCAA National Runner-Up team, wore No. 23 during his three-year career as a Seminole. During his career at Florida State, the Seminoles were 67-18 (the best three-year mark in school history) and played in the NCAA Tournament for the second time in school history.



PERSONALITY PROFILE

- If your life was turned into a movie, who would play you? **Will Smith**
- If you could learn to do anything, what would it be? **Breakdance**
- If you could meet anyone on earth, who would it be? **Bill Gates**
- Which of your tattoos is the most meaningful to you and why? **Rest in peace in memory of my grandmother and my uncle**
- Besides basketball, what skill are you most talented at? **Juggling**
- What is set as the background on your computer screen? **Why? A tiger because I like what tremendous animals they are**
- How many siblings do you have? Are you the oldest, a middle child, or youngest? **11 and I am the youngest (six boys and five girls)**
- If you were a pro wrestler, what would your ring nickname be? **The Smithsonian**
- If you auditioned for American Idol, what song would you sing? **Any song by Bob Marley**
- Did you have a collection of some kind as a child? What was it? **Yu-Gi-Oh cards (a trading card game)**
- How many places (cities or towns) have you lived in during your life? **Less than 20**
- What is your preferred type of social media? **Snapchat**
- What is your favorite board game? **Chess**
- What's the experience in your life that you have been the most nervous for? **The first roller coaster I ever went on**
- What are your pre-game rituals? **Dunking**



AT JONES COUNTY

Graduated from Jones County High School in 2013...averaged a near triple-double of 16.3 points, 12.4 rebounds, and 7.5 blocks per game during his senior season...scored 20 points or more in eight games which included a 40 point game in the season opener against Putnam County...played in 29 games, nine of which he had triple doubles and 11 double-doubles his senior year...helped lead Jones County to the state playoffs for the first time in 12 years...Smith was named Georgia Basketball boys' co-player of the year in Region 2-A AAAA and was named to the first team all-state by Atlanta Journal Constitution... averaged 6.8 points, 7.0 rebounds and 4.2 blocked shots as a junior...

was also named to the Georgia Athletic Coaches Association all-star roster and named the Middle Georgia Player of the Year...Played for the Georgia Stars.

PERSONAL

Born September 16, 1994...son of Sherlena and Willie Frank Smith... grew three inches between his freshman and senior seasons at Jones County... selected Florida State over Georgia, Georgia Tech, Alabama, Auburn, Tennessee, Georgetown, Florida, Kansas, NC State and South Carolina.

CAREER STATISTICS

Year	G-GS	FG-A	PCT.	3FG-3FGA	PCT.	FT-FTA	PCT.	PTS.-AVG.	OR	DR	TR-AVG.	PF-D	AST	TO	BLK	STL	MIN
2013-14	34-0	32-73	.438	4-17	.235	13-25	.520	81-2.4	17	33	50-1.5	39-0	2	28	24	2	343-10.1
2014-15	33-9	75-149	.503	8-31	.258	45-60	.750	203-6.2	34	61	95-2.9	67-0	13	41	35	8	586-17.8
Totals	67-9	107-222	.482	12-48	.250	58-85	.682	284-4.2	51	94	145-2.2	106-0	15	69	59	10	929-13.9

CONFERENCE STATISTICS

Year	G-GS	FG-A	PCT.	3FG-3FGA	PCT.	FT-FTA	PCT.	PTS.-AVG.	OR	DR	TR-AVG.	PF-D	AST	TO	BLK	STL	MIN
2013-14	18-0	17-37	.459	2-10	.200	4-7	.571	40-2.2	9	18	27-1.5	18-0	0	12	14	0	187-10.4
2014-15	18-1	41-82	.500	5-16	.313	20-29	.690	107-5.9	18	35	53-2.9	36-0	6	24	20	3	320-17.8
Totals	36-1	58-119	.487	7-26	.269	24-36	.667	147-4.1	27	53	80-2.2	54-0	6	36	34	3	507-14.1

NIT STATISTICS

Year	G-GS	FG-A	PCT.	3FG-3FGA	PCT.	FT-FTA	PCT.	PTS.-AVG.	OR	DR	TR-AVG.	PF-D	AST	TO	BLK	STL	MIN
2013-14	4-0	3-7	.429	0-0	.000	1-3	.333	7-1.8	3	1	4-1.0	6-0	0	6	3	1	27-6.8
Totals	4-0	3-7	.429	0-0	.000	1-3	.333	7-1.8	3	1	4-1.0	6-0	0	6	3	1	27-6.8



40

BRANDON ALLEN

- JR-2L | FORWARD | 6-6 | 209
- MILTON, FLA./MILTON HS

ON ALLEN

A trusted player who has seen his playing time increase consistently during the first two seasons of his Seminole career...played in 24 games and averaged 4.8 minutes played per game as a sophomore after playing in 14 games and averaging 1.9 minutes played per game as a freshman...in ACC he averaged 6.1 minutes played per game in 14 games as a sophomore after averaging 0.8 minutes in five conference games as a freshman...played in 14 games, five ACC games and in three of the Seminoles' four NIT games in 2014 as the Seminoles earned a 3-1 record and advanced to play at the famous Madison Square Garden in New York City...is known for his keen shooting eye...joined the Seminoles prior to the 2013-14 season after playing professional baseball as a pitcher in the San Francisco Giants organization for three seasons (2010-12)...the right-handed pitcher was the Giants 18th round selection in the 2010 Major League Baseball Draft...selected to pursue a baseball career and forgo a collegiate baseball career at Auburn...as a member of the Seminole basketball team, he is considered to be a preferred walk-on as his tuition is being paid for by the Giants organization...is part of ACC history as he made the ACC record 16th 3-point shot of the Seminoles' record-setting victory over Maryland at the Donald L. Tucker Center in Tallahassee during the 2013-14 season...his second career 3-point shot put Florida State up 83-55 and set the ACC record for the most 3-point shots made in a single game in ACC history...Florida State won the game 85-61...father, Randy, is the Seminoles' No. 14 all-time scorer and played four years for the Garnet and Gold (1984-87)...wears the same number (40) as his father, Randy, did during his college career at Florida State...named to the 2014 and 2015 ACC Academic Honor Roll...earned the First Year Academic Achievement Award and named the Seminoles' Outstanding Student-Athlete at the annual Florida State Awards Banquet in 2014...the Seminoles' Outstanding Student-Athlete for the second consecutive season at Florida State's banquet in 2015, also...the Golden Torch winner for men's basketball in 2014...the Golden Torch is presented to a student-athlete on each of Florida State's athletic teams annually and goes to the top student-athlete on each team.

AS A SOPHOMORE (2015)

Averaged 0.6 points (12th on the team) and 0.6 rebounds (11th) as he played in 24 of the Seminoles' 33 games during the 2014-15 season...his 24 games played as a career high as were his 14 ACC games played... averaged 0.0 points in 2.6 minutes played per game as he earned playing time in eight of the first 11 games of the season...averaged 0.9 points in 5.9 minutes played per game as he played in the Seminoles' final 16 games of the season - 14 ACC regular season games and both of the Seminoles' games in the ACC

Tournament...totaled all 15 of his points and 95 of his 116 total minutes played for the season in the final 16 games of the year... all 15 of his points on the season came in 14 ACC games for an average of 1.1 points per game in conference play...scored his career-high of seven points in Florida State's victory at Virginia Tech on Blacksburg (Feb. 7)...made his career-high of two field goals and four free throws in helping the Seminoles to the 73-65 conference win on the road...also pulled down his career-high of three defensive rebounds and four total rebounds while tying his career highs for free throws made (two), free throws attempted (two) and assists (one) in the win over the Hokies...earned his career-high of 16 minutes of playing time as the Seminoles' played host to Clemson in Tallahassee (Feb. 4)...double figure minutes played came in three different games - 16 against Clemson, 13 at Virginia Tech (Feb. 7) and 10 at Miami (Feb. 25)...scored points in four different games with seven at Virginia Tech, three coming against Wake Forest (Jan. 28) and at Miami (Feb. 25) and two coming against NC State (Jan. 17)...totaled four minutes of playing time in the Seminoles' victory over No. 23 ranked Miami, 55-54 in the Donald L. Tucker Center in Tallahassee (Feb. 1).

CAREER HIGHS

PTS	7 at Virginia Tech	(2-7-15)
FGM	2 at Virginia Tech	(2-7-15)
3FGM	1 vs. 5 teams	
	Last at Miami	(2-25-15)
FTM	2 at Virginia Tech	(2-7-15)
OR	2 vs. NC State	(1-17-15)
	2 vs. Jacksonville	(11-8-13)
DR	3 at Virginia Tech	(2-7-15)
REBS	4 at Virginia Tech	(2-7-15)
AST	1 vs. Clemson	(3-11-15)
	1 vs. Duke	(2-9-15)
	1 at Virginia Tech	(2-7-15)
	1 vs. UCF	(12-6-14)
	1 vs. Manhattan	(11-15-14)
BLK	1 at Virginia	(2-22-15)
	1 vs. Clemson	(2-4-15)
STL	1 vs. 5 teams	
	Last at Miami	(2-25-15)
MIN	16 vs. Clemson	(2-4-15)



PERSONALITY PROFILE

- If your life was turned into a movie, who would play you? **Charlie Sheen**
- Who is your celebrity crush? **Scarlett Johansson**
- What is your favorite time of the day? Why? **The evening – dinner time and time to relax**
- If you could participate in any event, present or future, what would it be? **Any World Series game No. 7**
- If you could learn to do anything, what would it be? **I would like to learn how to fly a helicopter**
- If you could meet anyone on earth, who would it be? **Jim Valvano**
- What is something you can do better than anyone else you know? **I memorize facts very well**
- If you had your own radio talk show, who would your first three guests be? **Donald Trump, Shaquille O'Neal, Colin Cowherd**
- How many places (cities or towns) have you lived in during your life? **Four (Milton, Fla., Scottsdale, Az., Salem Keizer, Ore., Tallahassee, Fla.)**
- What Olympic sport, besides basketball, would you like to compete in? **Bobsledding**
- What is your favorite movie of all time? **Training Day**
- What is your favorite board game? **Monopoly**



2013-14 GAME-BY-GAME STATS

Opponent	Pts.	Rebs.	Blk	S
Jacksonville	2	2	0	0
UT Martin	0	1	1	0
VCU	0	0	0	0
at Minnesota	0	0	0	0
Jacksonville State	0	0	0	0
Charlotte	2	0	0	0
Maryland	3	0	0	0
at Virginia	0	0	0	0
at Duke	0	0	0	0
Virginia Tech	2	0	0	0
at Maryland	0	0	0	0
Florida GC (NIT)	0	0	0	0
Georgetown (NIT)	0	0	0	0
Minnesota (NIT)	0	0	0	0

2014-15 GAME-BY-GAME STATS

Opponent	Pts.	Rebs.	Blk	S
Manhattan	0	0	0	0
vs. Providence	0	0	0	0
vs. UMass	0	1	1	0
The Citadel	0	0	0	0
Charleston South.	0	0	0	0
UCF	0	1	0	0
North Florida	0	1	0	0
vs. USF	0	0	0	0
NC State	2	0	0	0
at Clemson	0	3	0	0
at North Carolina	0	0	0	0
Wake Forest	3	0	0	0
Miami	0	0	0	0
Clemson	0	0	1	1
at Virginia Tech	7	4	0	0
Duke	0	0	0	0
at Georgia Tech	0	0	1	0
Boston College	0	1	0	0
at Virginia	0	2	0	1
at Miami	3	1	1	0
Louisville	0	0	0	0
Pittsburgh	0	0	0	0
Clemson (ACC)	0	0	0	0
Virginia (ACC)	0	0	0	0

AS A FRESHMAN (2014)

Averaged 0.7 points (10th on the team) and 0.3 rebounds (10th) while playing in 14 games during his first season as a Seminole...helped lead Florida State to the semifinals of the NIT marking only the second time in school history the Seminoles had advanced at least as far as the fourth round of its nine NIT appearances in school history...earned playing time during his first season at two of the most historic venues the Seminoles played in during the 2013-14 season – Cameron Indoor Stadium against Duke (Jan. 25) and Madison Square Garden against Minnesota in the semifinals of the NIT (April 1)...earned playing time in five ACC games, including the Seminoles' victories against Maryland in Tallahassee (Jan. 12) and against Virginia Tech in the Donald L. Tucker Center (Feb. 5)...also earned playing time against ACC champion Virginia in Charlottesville (Jan. 18) and against Duke in Cameron Indoor Stadium...earned 26 minutes of playing time for an average of 1.9 minutes played per game...scored his career-high of three points in Florida State's victories over Charlotte (Dec. 17) and Maryland (Jan. 12)...his first career basket (a 3-point shot) came in Florida State's 106-62 victory at home against Charlotte...his 3-point shot with 1:53 remaining in the game gave Florida State a 104-57 lead in its largest margin of victory (+44 points) during the 2013-14 season...his second career basket (also a 3-point shot) came in Florida State's largest margin of victory (+24) in an ACC game...Allen's second half 3-point shot came with 1:22 remaining in the game against the Terps and gave Florida State a commanding 83-55 lead...his 3-point shot was Florida State's 16th of the game and set the ACC record for most 3-point shots in an ACC game in conference history...scored the first two points of his career (on two free throws) in his first career game for

the Seminoles against Jacksonville (Nov. 8)...earned his career-high of seven minutes of playing time in the Seminoles' season-opening 91-67 victory over the Dolphins in Tallahassee...earned his career-high of two free throws made, two free throws attempted, two offensive rebounds, two total rebounds and seven minutes of playing time in his first career appearance...earned five minutes of playing time in the first half and two minutes of playing time in the second half...his two first half rebounds helped Florida State to a 43-36 halftime advantage...entered the game at the 12:07 mark with the Seminoles up by two at 18-16 and in five minutes helped the Seminoles increase their lead to 10 before the first half ended...earned one minute of playing time in Florida State's victory over No. 10 VCU in the first round of the Puerto Rico Tip-Off...Florida State defeated the No. 10 ranked Rams by an 85-67 margin for its first of two wins over a ranked team during Allen's first season on the team...first career steal came in the Seminoles' victory over UT-Martin at home (Nov. 17)...earned playing time in two games against Minnesota – two minutes in the Seminoles' game against the Gophers in the ACC / Big Ten Challenge at Williams Arena in Minneapolis (Dec. 3) and in the semifinals of the NIT at Madison Square Garden in New York City (April 1)...played in three of the Seminoles four games in the NIT as the Seminoles advanced to the semifinals of the event with a 3-1 record...

AT MILTON

Graduated from Milton High School in 2010...was a two sport standout in both basketball and baseball...earned All-State Second Team honors in 2009 and All-State Third Team honors in 2010 in

basketball...named the Panther's Most Valuable Player in basketball twice – in 2008 and 2009 and earned all-area second-team honors as a sophomore and a junior...named the boys' basketball Player of the Year by the Pensacola News Journal and earned All-State Class 5A Third Team honors during his senior season as named by the Florida Sports Writers Association...former Seminole teammate Okaro White was also named to the All-State Class 5A First-Team that season (2010)...averaged a district leading 17.1 points per game his senior year as he led the Panthers to the district title...scored over 1,000 career points during his high school career...named the Most Valuable Player of the 2009 Alec Kressler Memorial Basketball Tournament...scored his senior season high of 26 points against Fairhope (Alabama) High School and totaled 22 against Fort Walton Beach (Florida)...scored in double figures in each of the first 14 games of his senior season...also a three-year letterwinner as a member of his varsity baseball team...named to the 2010 Rawlings Florida All Region First Team and played in the 2009 National High School Showcase...earned a 5-2 record and a 1.74 ERA in earning All-Area Second Team honors as a junior...

PERSONAL

Born August 15, 1991...is the son of Randy and Kelly Allen...comes from a basketball background...his father, who played for the Sacramento Kings in 1988 and 1989, was a Florida State basketball star who played three years under Joe Williams and one under Pat Kennedy...averaged 12.5 points and 6.4 rebounds per game...his mother is an elementary school principal...a brother, Adam Allen, played two years at Florida (2007-08) and finished his playing career at Rollins College (2013-14)...chose to play baseball professionally after signing a scholarship to attend Auburn and play baseball for the Tigers following his senior year of high school...drafted to the San Francisco Giants as a right-handed pitcher in the 18th round of the 2010 MLB June Amateur Draft...came to Florida State after three seasons of playing minor league baseball...played two years with the Arizona Giants of the Arizona Rookie League and one season with the Salem-Keizer Volcanoes of the Short-Season Class A Northwest League in Oregon...appeared in 32 games during his minor league career...struck out 57 batters in 102 innings pitched as both a starter and reliever...graduated from high school with honors...major is engineering...

WHY I WEAR MY NUMBER

Brandon Allen – "I chose to wear the No. 40 as a tribute to my dad, Randy, who wore the number when he was a Seminole. My dad enjoyed a great career as a Seminole and comes to as many of our games as he can. I wore No. 20 during my career as a professional baseball player."



NUMBER FACT

Only three players have worn the No. 40 in school history and two have been from the same family – the Allen's – Randy (1984-87) and Brandon (Current). Randy Allen ranks 14th in school history in scoring with 1,436 points.



24

ROBBIE BERWICK

- SO-1L | GUARD | 6-4 | 188
- ATASCADERO, CALIF./ATASCADERO HS

ON BERWICK

A solid freshman season during which he played in all 33 of Florida State's games has certainly led to the promise of a successful career as a Seminole...progressed well during his first season in Tallahassee and played his best basketball during the ACC portion of the Seminoles' season...played in each of Florida State's 33 games including each of the Seminoles' 18 ACC games and both of the team's games in the ACC Tournament during his productive freshman season in 2014-15...the Seminoles third leading 3-point shooter with 19 made 3-point field goals as a freshman...also the third leading scorer among the Seminoles' extremely promising trio of freshman (now sophomores) during his first season in Tallahassee...averaged 10.9 minutes of playing time and started three games (against The Citadel, Charleston Southern and Nebraska in the ACC/Big Ten Challenge) during his freshman season...scored in double figures twice as a freshman as he displayed his incredible ability to score the basketball with 11 points in his career debut against Manhattan (Nov. 15, 11 points) and his career and ACC high of 13 points in Florida State's victory over Virginia Tech in Tallahassee (Jan. 6, 13 points)...an exceedingly talented athlete who is one of the most decorated student-athletes in the history of San Luis Obispo County in California...a four-year starter at the guard position for the varsity basketball team...earned All-State honors in both football and basketball during his senior season...earned All-State First Team Grid/Hoopers recognition by CalHSports.com as one of the top five all-stars in the sports of football and basketball...one of only five Central California Coast players named to the All-KSBY TV All-Star teams in both basketball and football...earned the First Year Academic Achievement Award from the Seminoles' coaching staff at Florida State's 2015 Honors Banquet.

AS A FRESHMAN (2015)

Averaged 2.4 points (eighth on the team), 1.0 rebounds (tied for 10th) and 0.7 assists (fifth) while playing in all 33 games during his first season as a freshman...one of 10 players on the team to average in double figure minutes played per game (10.9 mpg) and earned double figure minutes in 16 of the Florida State's 33 games...Florida State's third leading 3-point shooter with 19 made shots from the bonusphere as he was one of only three Seminoles with double digit 3-point shots made during the 2014-15 season...also third on the team with 63 3-point shots attempted and a .302 shooting mark from long range...earned three starts as a freshman with starting assignments coming against The Citadel (Nov. 25), Charleston Southern (Nov. 28) and in the ACC/Big Ten Challenge against Nebraska (Dec. 1)...averaged 3.3 points, 20.0 minutes played per game and 1.3 steals as he helped Florida State to a 2-1 record as a starter...played his career high of 28 minutes

as a starter in the Seminoles' 66-55 victory over The Citadel...also earned his career-high of three steals against The Citadel...totalled his career-high of 13 points in Florida State's ACC victory over Virginia Tech in Tallahassee (Jan. 6)...made his career high of five field goals, attempted his career-high of eight field goals, made his career high of two 3-point field goals, pulled down his career high of three offensive rebounds, made his career high of three defensive rebounds and totalled his career high of six total rebounds against the Hokies in helping Florida State to its 86-75 victory at home...double figures for the first time in his career came in his debut as a Seminole with 11 points against Manhattan (Nov. 15) in the Seminoles' 2014-15 season opener...was one of six Florida State players to score in double figures (and the only Seminole player to score in double figures off of the bench) in the Seminoles' 81-66 win over the Jaspers...made his career-high of two 3-point shots and three free throws in the victory...entered his first career game at the 11:58 mark of the first half against Manhattan...made his first career free throw attempt (at the 6:15 mark of the first half to put the Seminoles up 24-17) and made his first career field goal attempt (a 3-pointer at the 0:23 mark to put Florida State up 37-31)...scored six points on a career-high tying two made 3-point shots in Florida State's win over UCF in Tallahassee (Dec. 6)...his career high of four assists led directly to eight points in the Seminoles' 96-73 victory...scored seven points each at Syracuse (Jan. 11) and against Boston College in Tallahassee (Feb. 18)...a breakout night against Duke on national television (ESPN) with two long distance 3-point shots as the Seminoles worked to climb back into the game.

CAREER HIGHS

PTS	13 vs. Virginia Tech	(1-6-15)
FGM	5 vs. Virginia Tech	(1-6-15)
3FGM	2 vs. Boston College	(2-18-15)
	2 vs. Duke	(2-9-15)
	2 vs. Virginia Tech	(1-6-15)
	2 at Notre Dame	(12-13-14)
	2 vs. UCF	(12-6-14)
	2 vs. Manhattan	(11-15-14)
3FGA	6 vs. UCF	(12-6-14)
	6 vs. The Citadel	(11-25-14)
FTM	3 vs. Manhattan	(11-15-14)
FTA	5 vs. Manhattan	(11-15-14)
REBS	6 vs. Virginia Tech	(1-6-15)
AST	4 vs. UCF	(12-6-14)
STL	3 vs. The Citadel	(11-25-14)
MIN	28 vs. The Citadel	(11-25-14)



PERSONALITY PROFILE

- Were you named after anyone? I was named after my grandfather
- What is your favorite time of the day? Why? 4:00 p.m. because that is generally the time we practice
- If you could learn to do anything, what would it be? I would like to learn how to not miss a shot
- Do you have any nicknames? What are they? Pac 12, Boomer
- If you were a pro wrestler, what would your ring nickname be? The Window Shopper
- If you auditioned for American Idol, what song would you sing? Too Much by Drake
- Did you have a collection of some kind as a child? What was it? I collected miniature cars. My favorite cars to collect were miniature Mercedes Benz cars.
- How many places (cities or towns) have you lived in during your life? 2 – Atascadero, Cal., and Tallahassee, Fla.
- What is your favorite movie of all time? One Flew Over The Cuckoo's Nest
- What is your favorite board game? Chess
- If your life were a song, what would the title be? Cinderella Story

the Pangos AAU Tournament Spring Sweet 16 All-Tournament team in 2013...the team is coached by former UCLA star Earl Watson... nine players from the 2013 Pangos team earned scholarship offers from Division I schools including Berwick...an All-American Honorable Mention selection at the 2013 Pangos All-American Camp...as the quarterback for the Atascadero football team, Berwick set the school record for touchdown passes with 32 and was named the North County Player of the Year by the Tribune News as a senior in 2013... Berwick led Atascadero to an 8-2 record on the football field and the PAC 7 regular season championship during the fall of 2013...he established school records for passing touchdowns, passing yards and completions in leading the Greyhounds to the CIF playoff during his senior season... named to the All-CIF football All-Star team by the Santa Ynez Valley News as a senior...

PERSONAL

Born January 17, 1996...Robbie is the son of Sherri and John Berwick...has one brother, J.D. and two sisters, Shannon and Natalie... Atascadero is in central California – three hours south of San Francisco and three hours north of Los Angeles...made his official visit to Florida State in October of 2013 and committed to head coach Leonard Hamilton and his staff during the first half of the Seminoles' football victory over Miami in Doak Campbell Stadium...selected Florida State over Stanford, Colorado State, Texas-El Paso and Fresno State...major is sport management with a minor in business...

2014-15 GAME-BY-GAME STATS

Opponent	Pts.	Rebs.	A	TO	S	3FG-A
Manhattan	11	2	0	1	1	2-3
Northeastern	0	1	0	0	0	0-0
vs. Providence	0	1	0	0	0	0-1
vs. UMass	1	1	1	0	0	0-1
The Citadel	5	2	1	1	3	1-6
Charleston South.	3	0	0	0	1	1-4
Nebraska	2	4	0	0	0	0-2
UCF	6	2	4	0	0	2-6
at Notre Dame	6	1	1	1	0	2-4
North Florida	3	0	2	0	0	1-3
vs. USF	0	1	0	0	0	0-2
Stetson	0	1	1	1	0	0-2
Florida	0	1	0	1	0	0-2
at Mississippi St.	0	0	0	0	0	0-1
Virginia Tech	13	6	2	0	1	2-3
at Syracuse	7	1	0	4	1	1-3
at Pittsburgh	0	0	2	1	1	0-0
NC State	0	0	1	0	0	0-1
at Clemson	0	0	0	0	0	0-0
at North Carolina	0	0	1	2	1	0-2
Wake Forest	0	1	0	0	0	0-1
Miami	3	0	0	2	0	1-1
Clemson	0	0	0	1	0	0-1
at Virginia Tech	3	2	0	0	1	1-3
Duke	6	2	3	0	1	2-5
at Georgia Tech	0	0	0	1	0	0-0
Boston College	7	2	1	0	0	2-2
at Virginia	0	2	0	0	0	0-0
at Miami	3	0	1	1	0	1-2
Louisville	0	0	0	2	0	0-2
Pittsburgh	1	0	0	0	1	0-0
Clemson (ACC)	0	1	1	0	0	0-0
Virginia (ACC)	0	0	0	0	0	0-1

AT ATASCADERO

Graduated from Atascadero High School in 2013...averaged 15.9 points, 6.5 assists and 4.5 rebounds in his four seasons as a member of the Greyhounds varsity basketball team...totaled 1,750 career points and 500 assists as a member of the Greyhound varsity over four seasons...named the North County Player of the Year and named the Most Valuable Player of the PAC 7 conference as a senior...a two-time county Player of the Year by the Tribune News of San Luis Obispo County...led Atascadero to three league championships – two in basketball and one in football – during his career...named to the Southern Section All-League team by Max Preps...a three star recruit by Rivals.com and Scout.com...averaged a career-high 19.6 points, a career-high 4.6 assists and 4.8 rebounds in leading Atascadero to the quarterfinals of the 2014 CIF Southern Section state playoffs as a senior...was the team's senior leader who helped the Greyhounds to a 24-6 record and a perfect league mark of 12-0 during his senior season...led the PAC 7 in assists and was fifth in scoring during his senior season...his career high of 35 points came in a 78-65 win over Arroyo Grande...totaled 26 points in leading Atascadero to a 69-62 victory over Campbell Hall...scored 26 points to lead all scorers in a 63-54 win by the Greyhounds against Paso Robles as a senior...scored 24 points and added two assists against Servite and totaled 23 points, nine assists and four rebounds in a victory over Leuzinger...averaged 17.5 points, 6.2 assists and 3.9 rebounds as he led Atascadero to a share of the PAC 7 basketball championship as a junior...one of the Male Athletes of the Year in the State of California as a junior as named by CalHisSports.com...named the County Player of the Year as a junior by the Tribune News...totaled a triple double in a victory over Hoover during his junior season...totaled 29 points, five assists and four rebounds and hit a game-winning 3-pointer at the buzzer to lead Atascadero past Righetti during his junior season...named to



24

WHY I WEAR MY NUMBER

Robbie Berwick – “I grew up in California during the great Los Angeles Lakers era of Kobe Bryant and Shaquille O’Neil. I began wearing No. 24 as a high school freshman as a tribute to the great Kobe Bryant.”

NUMBER FACT

Tony Dawson, the sixth leading scorer (by scoring average) in Florida State history, wore No. 24 in 1988 and 1989. In only two years, he scored 1,161 points in only 60 games. Dawson is the second leading two-year player in school history behind only Sam Cassell who scored 1,211 career points in 1992 and 1993.



PHIL COFER

- SO-1L | FORWARD | 6-8 | 218
- ATLANTA, GA./WHITEWATER HS

ON COFER

A rising star on the national scene who became a fixture in the Seminoles' starting line-up as a freshman...a virtual highlight reel during his freshman season who exhibited an incredible array of high-flying dunks, blocked shots and rebounds as a freshman that made the nation stand up and take notice of the ultra-talented player in his first season as a Seminole...if his play during his first season in Tallahassee is an indicator of future stardom, he will shine as brightly as any other player in the ACC and nationally during the remainder of his career as a Seminole...has an incredible blend of size and athleticism that allows him to succeed in the exceedingly deep pool of post players in the ACC...one of Florida State's hardest working players who is a very high character person in addition to being a talented basketball player...an athletic power forward who displayed the ability to attack the glass on both the offensive and defensive ends of the court during his entire freshman season...ranked second on the team in rebounding with a 4.5 rebounds per game average as a freshman...and has the ability to play above the rim on both ends of the court...his quickness allows him to out-manuever players who might be taller than he is...runs the floor well and finishes around defenders...can score with his extremely quick first step and has the ability to start a primary break after working hard to earn a defensive rebound...earned the No. 1 Play of the Day on ESPN with his monstrous, seen and heard around the college basketball world dunk over ACC Player of the Year and No. 1 overall NBA Draft Choice Jahill Okafor of Duke on February 9, 2015 as the Seminoles played host the No. 5 ranked Blue Devils in Tallahassee... Said ESPN's Shane Battier: "This might be a SportsCenter Top 10 - Phil Cofer sending it in with authority over the big fella. This was a fantastic baseline attack by Cofer. One way to attack a shot blocker is to go right through his chest and that's what he (Cofer) did right there. Very impressive, athletic play by Phil Cofer"...a four-star recruit and the No. 56 overall high school basketball prospect in the nation in 2014 according to ESPN...the No. 8 overall ranked prospect in the talent-laden state of Georgia by the Phenom Hoop Report as a high school senior...the No. 6 ranked prospect in the class of 2014 by Georgia Hoops...one of five players from the state of Georgia who was nominated to play in the McDonald's High School All-American game in 2014...a talented member of the Atlanta-based Team Georgia Elite coached by Al Outlaw...presented with the Mr. Hustle Award by the Florida State coaching staff at the Seminoles' 2015 season-ending honors banquet.

AS A FRESHMAN (2015)

Averaged 6.9 points (fourth on the team), 4.5 rebounds (second) and 0.6 blocked shots (fourth) while starting 24 of 33 games – the final 24 games of his first season as a Seminole...ranked sixth on the team with a .456 shooting percentage and sixth on the team with a .632 free throw shooting percentage...among the ACC freshmen leaders in scoring (14th) and rebounding (eighth) and was one of only 12 freshmen in the ACC to rank in the top 15 in both scoring and rebounding...also finished 11th in the ACC among freshmen in blocked shots and 15th in field goal shooting percentage...inserted into the Seminoles' starting line-up on December 17 against North Florida and played exceeding well enough to win the starting job at the power forward spot and hold onto the starting job for the remainder of the season...started the Seminoles' final 17 ACC games of the season...the only ACC game he did not start was in December at Notre Dame...started each of the Seminoles' ACC games during the months of January, February and March...his 149 rebounds ranks as the fifth highest total by a Seminole freshman...his 67 free throws and 106 free throw attempts during the 2014-15 season ranks as the sixth highest totals by a Florida State freshman...first career double-double came on the road at Pittsburgh (21 points and 11 rebounds) in his third career ACC road game...the 21 points ranks as his overall career and ACC-high while his 11 rebounds against the Panthers (Jan. 14) ranks as his ACC career high and his second highest single game rebounding total...pulled down his career high of 12 rebounds in his fourth career game against UMass in the final round of the Naismith Basketball Hall of Fame Tip-Off

CAREER HIGHS

PTS	21 at Pitt	(1-14-15)
FGM	9 vs. Wake Forest	(1-28-15)
3FGM	1 vs. 6 Teams	
	Last vs. Virginia	(3-12-15)
FTM	6 at Pitt	(1-14-15)
FTA	10 at Pitt	(1-14-15)
OR	5 vs. UMass	(22-23-14)
DR	7 vs. Clemson	(3-11-15)
	7 vs. Boston College	(2-18-15)
	7 at Pitt	(1-14-15)
	7 vs. UMass	(22-23-14)
REBS	12 vs. UMass	(22-23-14)
AST	2 at Pitt	(1-14-15)
	2 vs. USF	(12-20-14)
BLK	2 vs. four teams	
	Last vs. Virginia	(2-12-15)
STL	3 vs. NC State	(1-17-15)
MIN	37 vs. Wake Forest	(1-28-15)



PERSONALITY PROFILE

- If you could learn to do anything, what would it be? To sky dive
- If you could snap your fingers and appear in a different place, where would it be? Niagara Falls
- Who has been the biggest inspiration in your life and why? My dad. He inspires me to be a better man every day of my life
- What is set as the background on your computer screen? Why? A landscape picture because I like nature
- What would your introduction song at your home games in the Tucker Center? Made For It by Yen Lucci
- What is your favorite movie of all time? Space Jam
- What is your favorite board game? Monopoly
- If your life were a song, what would the title be? The Greatest
- Who is your all-time favorite basketball player? Shawn Kemp
- What are your pregame rituals? Praying and a handshake with Devon Bookert right before the ball is tipped



2014-15 GAME-BY-GAME STATS

Opponent	Pts.	Rebs.	Blk	S
Manhattan	4	6	1	1
Northeastern	14	5	2	2
vs. Providence	7	3	0	1
vs. UMass	8	12	1	0
The Citadel	7	3	0	0
Charleston South.	7	2	0	0
Nebraska	0	0	0	0
UCF	4	5	2	0
at Notre Dame	4	3	0	0
North Florida	14	8	0	0
vs. USF	4	5	1	1
Stetson	7	8	1	0
Florida	7	6	0	0
at Mississippi St.	9	0	1	0
Virginia Tech	9	7	1	0
at Syracuse	5	5	0	0
at Pittsburgh	21	11	1	0
NC State	4	4	1	3
at Clemson	5	3	1	0
at North Carolina	4	1	0	0
Wake Forest	19	8	2	0
Miami	0	3	1	0
Clemson	3	4	1	0
at Virginia Tech	5	3	2	0
Duke	9	4	0	0
at Georgia Tech	0	3	0	1
Boston College	13	9	0	0
at Virginia	5	3	0	0
at Miami	3	3	0	0
Louisville	4	2	0	0
Pittsburgh	5	1	0	0
Clemson (ACC)	10	7	1	0
Virginia (ACC)	9	2	0	0

Classic (Nov. 23)...his career-high 21-point scoring game was the first time in his career that he has led the Seminoles in scoring...also led the Seminoles in rebounding with his career-high of 12 rebounds against UMass...was one of five Seminoles who scored at least 20 points in a game during the 2014-15 season...scored in double figures six times as a freshman including victories over Wake Forest (Jan. 28, 19 points), Boston College (Feb. 18, 13 points) and against Clemson in his first career ACC Tournament game (March 11, 10 points)...a very consistent scorer who finished fourth on the team in scoring with a 6.9 points per game scoring average despite scoring in double figures only six times...double figures came against ACC opponents four times including three during the regular season and once in the ACC Tournament (10 points against Clemson)...ranked second on the team as he led the team in rebounding eight times including in his first career game against Manhattan (six rebounds on Nov. 15)...also led the Seminoles in rebounding against UMass, North Florida (Dec. 17, eight), Stetson (Dec. 22, eight), at Pittsburgh, against Wake Forest (eight), against Boston College (nine) and against Clemson in the ACC Tournament (March 11, seven)...Florida State was 6-2 during his freshman season when he led the team in rebounding...his 12 rebounds against UMass in the final round of the Naismith Basketball Hall of Fame Tip-Off Classic were the most by any Seminole in a single game during the 2014-15 season...finished fourth among his Seminole teammates in blocked shots with 20...one of only 10 freshmen in the ACC during the 2014-15 season with 20 or more blocked shots...multiple blocked shots in four different games with two each against Northeastern (Nov. 18), UCF (Dec. 6), Wake Forest and at Virginia Tech (Feb. 7)...career-high three steals against NC State (Jan. 17) rank as his career and ACC high.

AT WHITEWATER

Graduated from Whitewater High School in 2013...averaged a double double of 18.0 points and 10.9 rebounds in two seasons as a member of the Whitewater varsity...shot .580 from the field during his two varsity seasons...totaled 116 career blocked shots including 73 as a senior (3.0 bpg)...averaged a double double of 19.3 points and 12.8 rebounds to go along with 3.0 blocked shots in 24 games as a senior...led Whitewater to an 18-10 record and a berth in the Georgia High School Scholastic Association Class 5A state tournament as a senior...earned All-State First Team honors in 2014 as he was named to the 5A All-State team by the Atlanta Journal-Constitution...led Whitewater to the state championship playoffs and to the best record in Atlanta's Region Class 5A classification...Whitewater won two games in the state playoffs in only the second appearance in the state championship tournament since the school opened in 2005...named the Fayette County Player of the Year and to the All-County First Team by the Fayette County News...an All-State Second Team selection to the American Family Insurance All-Georgia team in 2014...scored his senior season high of 35 points in a win over South Cobb and scored at least 20 points nine times and scored in double figures in 23 of 24 games...totaled his season high of 19 rebounds in a win over Landmark Christian and pulled down at least 15 rebounds in six different games...recorded double figures rebounds in 21 of 24 games...totaled 10 double-doubles in points and rebounds in his 24 games as a senior...played in the Georgia Athletic Coaches Association's North-South All-Star game following his senior season...averaged a near double-double of 16.7 points and 8.9 rebounds as a junior and scored his season high of 42 points in a win over Landmark Christian...scored 20 points or more



seven times as a junior including his 42-point outing and a 30-point scoring game in a victory over Northgate High School...earned All-State Second Team honors in Class 5A from the Georgia Sportswriters Association as a junior.

WHY I WEAR MY NUMBER

Phil Cofer – “I was very close to the members of my recruiting class at Tennessee. When we left Tennessee because of the coaching change, we all decided that we would all wear No. 0 wherever we decided to go to school. Larry Austin wears No. 0 at Xavier and CJ Turman wears No. 0 at Florida Atlantic. Jordan Cornish was supposed to get No. 0 at UNLV but another player already had the number.”



NUMBER FACT

Phil Cofer is just the second player in school history to wear the number 0. Pierre Jordan wore 0 during the 2010 and 2011 seasons. Tim Wooden was the first Seminole to play in a uniform number below 1 when he wore 00 during the 1995 and 1996 seasons.

PERSONAL

Born June 19, 1996...Philip is the son of Michael and Reba Cofer... Michael played football at the University of Tennessee and then in the NFL after being drafted by the Detroit Lions in 1983...played 10 seasons in the NFL, all with the Lions and was named to the Pro Bowl in 1988 after earning 12 sacks...led the Lions in sacks each season from 1987 through 1990...his father played at Tennessee under the legendary Johnny Majors...Reba played women's basketball at Tennessee...originally signed with Tennessee but was released from his National Letter of Intent after a coaching change in Knoxville...narrowed his choices to Florida State, Tennessee, Georgia Tech and Virginia Tech in May of 2014 before deciding to become a Seminole.



#22
X Rathan-Mayes



22

XAVIER RATHAN-MAYES

- SO-1L | GUARD | 6-4 | 208
- SCARBOROUGH, ONTARIO, CANADA/HUNTINGTON PREP

ON RATHAN-MAYES

An absolute star in the making who earned Freshman All-American, All-ACC Honorable Mention and All-ACC Freshman Team honors in his first season as a Seminole in 2015...one of only two members of the 2015 ACC All-Freshman Team (also Justin Jackson of North Carolina) who returns to play in the ACC for the 2015-16 season...one of only four freshmen who earned mention to the All-ACC First, Second, Third or Honorable Mention Teams in 2015 (Rathan-Mayes, HM; Jahliil Okafor of Duke, First Team; Tyus Jones of Duke, Third Team; Justise Winslow of Duke, Honorable Mention) and the only one who returns to play in the ACC during the 2015-16 season...earned Freshman All-American Second Team honors by CBSSports.com...the first freshman in ACC history to score 30 or more points three times with a career-high 35 points at North Carolina (Jan. 24), 35 points at Miami (Feb. 25) and 30 points against Clemson (March 11) in the first ACC Tournament game of his career...his 35 points against North Carolina and Miami rank as the highest scoring total in Florida State history by a freshman...his 35 points against North Carolina and Miami are tied for the fifth best scoring effort by a freshman in ACC history...his 30 points against Clemson in the ACC Tournament marked the most points by a Seminole in an ACC Tournament game and was the first time a Florida State player scored 30 points or more in an ACC Tournament game...his ACC Tournament game against Clemson was the first ACC Tournament game of his career...named the ACC Rookie of the Week twice during the 2014-15 season - following his 35 point performance at North Carolina and his 35 point performance against Miami...started 30 games for the Seminoles as a freshman after being inserted into the starting line-up in the fourth game of his career against UMass on November 23, 2014...only the second freshman to lead Florida State in scoring with his 14.9 points per game scoring average...joined Bill Kratzert in 1948 (the first season of Seminole basketball) as the only two freshmen to lead Florida State in scoring...the first father/son duo to lead an ACC team in scoring as Tharon Mayes led the Seminoles in scoring with a 26.2 points per game scoring average in 1990...started the final 30 games of the 2014-15 season...set the Seminoles' school record for freshmen for scoring (476 total points), points scored per game (14.9 ppg), field goals made (165), field goals attempted (397), 3-point shots made (48) and 3-point shots attempted (171)...one of only two freshmen in the nation (also Melo Trimble of Maryland) to lead his team in scoring, assists and steals during the 2014-15 season...averaged or scored in double figures against 12 of the Seminoles' 14 ACC opponents and scored in double figures in 14 of 18 regular season ACC games and in 16 of 20 games against ACC competition...earned his first career double double (12 points and 11 assists) in the Seminoles' victory at Virginia Tech (Feb. 7)...considered to be one of the best and most complete shooting guards in the high school class of 2013...creates match-up problems for defenders because of his athleticism...ranked as the No. 28 overall prospect

by Rivals.com and ranked No. 24 by ESPN...the no. 8 Rivals.com ranked shooting guard was a member of the FIBA U18 Americas Jr. Championship Team and the Canadian U18 national team...participated in the Nike Global Challenge (2011 & 2012) and played for the CIA Bounce 17s AAU Team...wears uniform No. 22 - the same number his father, Tharon, wore at Florida State...earned two awards at the Florida State Honors Banquet at the conclusion of the 2014-15 season: The Otto Petty Most Assists Award and the Bob Sura Outstanding Offensive Player Award...

AS A FRESHMAN (2015)

Averaged 14.9 points (first on the team), 4.3 assists (first), 1.1 steals (first) and 3.5 rebounds (fourth) while making 48 3-point shots (second) and 98 free throws (second) during one of the most dynamic freshman seasons in school history...ranked ninth in the ACC in scoring and second among all ACC freshman behind only ACC Player of the Year Jahliil Okafor of Duke...earned Freshman All-American, All-ACC Honorable Mention and All-ACC Freshman Team honors in his first season...

In earning All-ACC Honorable Mention and All-ACC Freshman Team honors he ranked second among freshman in scoring (behind only Okafor of Duke), second in assists (behind only Tyus Jones of Duke), fourth in steals (behind only Chris McCullough of Syracuse, Tyus Jones and Justise Winslow of Duke) and 11th in rebounding...set the Seminoles' school record for freshman in scoring (476 total points), points scored per game (14.9 ppg), field goals made (165), field goals attempted (397), 3-point shots made (48) and

CAREER HIGHS

PTS	35 at Miami	(2-25-15)
	35 at North Carolina	(1-24-15)
FGM	14 at North Carolina	(1-24-15)
FGA	26 at North Carolina	(1-24-15)
3FGM	6 at Miami	(2-25-15)
3FGA	11 at Miami	(2-25-15)
	11 at North Carolina	(1-24-15)
FTM	9 at Miami	(2-25-15)
FTA	11 at Miami	(2-25-15)
OR	2 vs. Louisville	(2-28-15)
	2 vs. Miami	(2-1-15)
	2 vs. The Citadel	(11-25-14)
	2 vs. UMass	(22-23-14)
DR	6 at Georgia Tech	(2-14-15)
	6 vs. USF	(12-20-14)
REBS	6 at Georgia Tech	(2-14-15)
	6 at Mississippi State	(1-2-15)
	6 vs. USF	(12-20-14)
AST	11 at Virginia Tech	(2-7-15)
STL	4 at Clemson	(1-19-15)
MIN	47 vs. Wake Forest	(1-28-15)



3-point shots attempted (171)...one of only two freshman in the nation (also Melo Trimble of Maryland) to lead his team in scoring, assists and steals during the 2014-15 season...led the Seminoles in 30+ point games (three) and 20+ point scoring games (seven) while leading the Seminoles in games as their leading scorer (16) and in games when scoring in double figures (24)...scored in double figures in 14 of his 18 ACC games and was only 14 points from scoring in double figures in all 18 conference games during his first season as a Seminole...earned his first career double double (12 points and 11 assists) in the Seminoles' victory at Virginia Tech (Feb. 7)...started 30 of Florida State's 32 games and played in 1,110 total minutes (34.7 minutes per game)...one of only two Seminole players to start at least 30 games (Montay Brandon started all 32) and to play more than 1,000 minutes during the season (Montay Brandon played 1,142)...inserted into the starting line-up in the fourth game of the season against UMass (Nov. 23) and started every game after that...scored five game-winning baskets: vs. The Citadel (lay-up, 14:30 first half), at Clemson (two free throws, 17:29 first

half), at Clemson (jumper, 0:54 second half), vs. Boston College (lay-up, 9:29 second half) and vs. Pitt (lay-up, 9:32 first half)...scored the first points of a game for Florida State eight times including all three games against Clemson, against Florida, against North Carolina and against Virginia in the ACC Tournament...scored/averaged in double figures against 12 of the Seminoles' 14 ACC opponents: North Carolina (35 points in one game to lead the team), Wake Forest (21 points in one game to lead the team), Clemson (20.7 ppg in three games to lead the team), Georgia Tech (20.0 points in one game to lead the team), Miami (20.0 ppg to lead the team), Virginia Tech (17.0 ppg to lead the team), NC State (15 points in one game against the Wolfpack), Syracuse (14 points in one game to lead the team), Pitt (13.5 ppg in two games to lead the team), Virginia (13.0 ppg in two games to lead the team), Louisville (12 points in one game against Cardinals) and Boston College (13.0 points in one game)...also averaged in double figures in two ACC Tournament games and led the team in scoring in the ACC Tournament (21.0 ppg), in the Seminoles' 17 victories (15.4 ppg), in the





Seminoles' 18 ACC games (16.1 ppg) and in Florida State's 15 non-conference games (13.3 ppg)...was Florida State's leading scorer and the only Seminole to score in double figures in both of its games against Virginia during the 2014-15 season...scored 26 points in the Seminoles' 66-55 win over The Citadel (Nov. 25) and in the process, wrote his name beside his father in the Seminoles' record book... was a perfect five of five from the 3-point line...his father, Tharon Mayes, who played for the Seminoles from 1988-90, was a perfect five of five from the 3-point line on February 2, 1988 against Monmouth....Tharon scored 21 points in the Seminoles' 82-68 victory over the Hawks...Rathan-Mayes became the seventh player in school history to shoot perfectly from the 3-point line on at least five attempts in a single game in school history...a four-game stretch early in his freshman season as he scored 22 points against UMass (Nov. 23), 26 against The Citadel (Nov. 25), 16 against Charleston Southern (Nov. 28) and 17 against Nebraska in the ACC/Big Ten Challenge (Dec. 1) to average 20.3 points in the first four starts of his career...a freshman season-long eight-game streak of double figure scoring to close out the season as he averaged 19.4 points scored per game from February 14 against Georgia Tech through March 12 against Virginia in the ACC Tournament...

2014-15 GAME-BY-GAME STATS

Opponent	Pts.	Rebs.	A	TO	S	3FG-A
Northeastern	0	0	3	2	0	0-2
vs. Providence	5	1	5	2	0	1-5
vs. UMass	22	2	3	3	1	0-5
The Citadel	26	3	3	2	0	5-5
Charleston South.	16	4	4	6	2	1-7
Nebraska	17	4	6	7	0	2-11
UCF	0	4	4	4	0	0-1
at Notre Dame	9	3	3	3	0	1-4
North Florida	11	3	9	4	1	0-2
vs. USF	7	6	9	6	1	1-6
Stetson	14	2	7	5	2	0-2
Florida	12	5	3	4	2	1-5
at Mississippi St.	12	6	4	5	2	2-6
Virginia Tech	22	2	3	4	0	2-6
at Syracuse	14	4	2	2	2	1-5
at Pittsburgh	8	1	3	0	2	0-2
NC State	15	5	5	1	3	0-5
at Clemson	17	5	9	4	4	1-4
at North Carolina	35	5	4	3	2	5-11
Wake Forest	21	5	5	5	0	1-5
Miami	5	6	3	3	0	1-4
Clemson	15	4	2	3	1	2-6
at Virginia Tech	12	4	11	4	1	0-5
Duke	5	2	1	6	1	1-3
at Georgia Tech	20	6	2	5	1	2-5
Boston College	13	1	5	3	2	1-4
at Virginia	13	1	2	1	2	3-9
at Miami	35	4	5	2	0	6-11
Louisville	12	3	2	1	2	0-5
Pittsburgh	19	4	5	5	1	2-3
Clemson (ACC)	30	4	2	2	0	5-9
Virginia (ACC)	13	3	3	3	1	1-8



WHY I WEAR MY NUMBER

Xavier Rathan-Mayes – "I wear No. 22 because that's the number my father Tharon wore when he played at Florida State. I have always wanted to follow in his footsteps; I always wanted to break the records he set wearing the same number he wore as a Seminole."

NUMBER FACT

The No. 22 is the highest scoring uniform number in school history. Including Xavier (and his father, Tharon), the 14 players who have worn No. 22 have scored a total of 10,700 points. The scoring list includes the No. 2 overall scorer in school history (Jim Oler), No. 4 (Mickey Dillard), No. 22 (Tharon Mayes), No. 35 (Mitchell Wiggins) and No. 39 (Tim Pickett).



AS A FRESHMAN (2014)

Sat out the 2013-14 season as per NCAA regulations...earned his eligibility and was cleared to participate in practice with the Seminoles on May 13, 2014...

HUNTINGTON PREP

Graduated from Huntington Prep in 2013...the Express finished the 2013 season ranked No. 6 nationally...averaged 16.0 points, 7.0 assists and 4.0 rebounds per game as a junior at Huntington Prep and averaged 13.7 points, 6.7 assists and 5.0 rebounds per game during his final year at Huntington Prep... played in 31 games, 19 of which he scored in double digits, six double-double games and one triple-double during his senior season...best performance of the season came when he scored a game high of 55 points and added nine assists, 10 rebounds and five steals in a victory over Teays Valley Christian (W. Va.)... helped lead his team to a 30-3 record along with teammate and Naismith/Gatorade National Player of the Year power forward Andrew Wiggins in 2013...

PERSONAL

Born on April 29, 1994...Xavier son of Marilyn Rathon and Tharon Mayes...Tharon Mayes is considered to be one of the top players in school history and ranks 21st in school history in scoring (1,260 career points) more than 20 years after he completed his career at Florida State...played in the NBA with the Philadelphia 76ers (1991) and the Los Angeles Clippers (1992) and enjoyed a long professional career in Europe...averaged 16.4 points per game in 77 career games as a Seminole...Xavier has set as one of his goals to break many of his father's records at Florida State during his career...selected Florida State over UConn and Illinois.



PERSONALITY PROFILE

- What is your favorite time of the day? Why? Mornings – that's when the best work gets done
- Which of your tattoos is the most meaningful to you and why? Toronto city skyline
- Besides basketball, what skill are you most talented at? Singing
- If you knew you could not fail, what would you do? Play in the NBA
- If you could snap your fingers and appear in a different place, where would it be? On a beach with white sand
- Who has been the biggest inspiration in your life and why? My mom because she has made so many sacrifices so I would have the opportunity to be successful
- What is set as the background on your computer screen? Why? Me and my girlfriend
- If you won the lottery and wanted to donate half of your winnings to a charity, which charity would you choose? I would donate it to a charity for inner city kids in Toronto
- What would your introduction song be at your home games in the Tucker Center? Back to Back by Drake
- If you could live anywhere for one year, with all of your expenses paid, where would it be? Fiji
- What are your favorite pizza toppings? Pepperoni
- What is something you can do better than anyone else you know? Work hard
- If you were a pro wrestler, what would your ring nickname be? Show Stopper
- If you auditioned for American Idol, what song would you sing? Hard Times by Trey Songz
- If you had your own radio talk show, who would your first three guests be? Kobe Bryant, Kevin Hart and Will Ferrell
- Did you have a collection of some kind as a child? What was it? I have always had an extensive shoe/sneaker collection
- What Olympic sport, besides basketball, would you like to compete in? Water Polo
- What is your favorite movie of all time? Tears of the Sun
- What is your favorite APP on your phone? Kicks on Fire – the No. 1 source for sneaker news
- What are your pre-game rituals? Facetime with my mom and my girlfriend, forget about basketball and relax

CAREER STATISTICS

Year	G-GS	FG-A	PCT.	3FG-3FGA	PCT.	FT-FTA	PCT.	PTS.-AVG.	OR	DR	TR-AVG.	PF-D	AST	TO	BLK	STL	MIN
2014-15	32-30	165-397	.416	48-171	.281	98-142	.690	475-14.9	16	96	112-3.5	74-0	137	108	0	35	1,110-34.7
Totals	32-30	165-397	.416	48-171	.281	98-142	.690	475-14.9	16	96	112-3.5	74-0	137	108	0	35	1,110-34.7

CONFERENCE STATISTICS

Year	G-GS	FG-A	PCT.	3FG-3FGA	PCT.	FT-FTA	PCT.	PTS.-AVG.	OR	DR	TR-AVG.	PF-D	AST	TO	BLK	STL	MIN
2014-15	18-18	102-240	.425	29-97	.299	57-85	.671	290-16.1	8	57	65-3.6	41-0	72	53	0	23	648-36.0
Totals	18-18	102-240	.425	29-97	.299	57-85	.671	290-16.1	8	57	65-3.6	41-0	72	53	0	23	648-36.0



4

DWAYNE BACON

- FR-HS | GUARD | 6-7 | 221
- LAKELAND, FLA./OAK HILL/McKEEL/IMG ACADEMY

ON BACON

The most heralded and anticipated recruit in the history of the Florida State basketball program...a consensus five-star recruit by every scouting organization...was the nation's No. 1 ranked player as a junior in high school by Sourcehoops.com...the nation's No. 10 ranked player according to 247sports.com...a five-star player who was ranked as the 12th best high school player and the No. 2 shooting guard in the nation by Paul Biancardi of ESPN...the 12th ranked prep player nationally by Future15.com...one of five finalists for the prestigious Naismith Trophy awarded annually to the nation's top high school player...named a First Team Naismith All-American in 2015...the 11th McDonald's All-American in Florida State history and fourth recruited by head coach Leonard Hamilton and his staff...played in the prestigious McDonald's All-American at the United Center in Chicago – the house that Michael Jordan built...scored 12 points, pulled down two rebounds, was credited with three assists and two steals in leading the East Squad to a 111-91 victory on April 1, 2015...won the Dunk contest at the McDonald's All-American game...his contest-winning dunk came as he leaped over former NBA star and current ESPN basketball analyst Jalen Rose (who stands at 6-8) and effortlessly dunked the ball...played in the 2015 Jordan Brand Game at Barclays Center in Brooklyn, N.Y...totaled eight points, five rebounds and three assists as a starter in 16 minutes of playing time...teamed with Seminole teammate Malik Beasley to lead the West team to a 118-116 victory over the East team...led Oak Hill to the runner-up spot at the Dick's High School National Championship...the Warriors lost their first game of the season, 70-61, to Montverde (Fla.) Academy in the championship game of the tournament...totaled 14 points, three rebounds and two assists in the championship game...among the talented players on Montverde's roster was current Seminole teammate Jean Mark Christ Koumadje...scored 21 points against Wings Academy in the quarterfinals and totaled 17 points in the semifinals of the national championship tournament...named the MVP of the Reebok Classic X and the Big Strick Classic prior to his prep year at Oak Hill...scored 91 points in two games during the Big Strick Classic...plays for the Showtime Ballers AAU team based out of Orlando, Fla...named the MVP of the Bass Pro Tournament of Champions in leading Oak Hill to a 3-0 record in the event...averaged over 30 points per game including 33 points in the championship game...named to the 2013 Las Vegas Fab 48 Invitational All-Tournament team...participated in the NBA Top 100 Camp in Charlottesville, Va., in the summer of 2014.

FLORIDA STATE'S MCDONALD'S ALL-AMERICANS

Dwayne Bacon	2015
Michael Snaer	2009
Chris Singleton	2008
Von Wafer	2003
Anthony Richardson	2001
Randell Jackson	1995
Lamarr Greer	1994
Corey Louis	1994
Douglas Edwards	1989
David White	1987
Irv Thomas	1985

AT OAK HILL ACADEMY

Graduated from Oak Hill Academy in 2015...earned one of the most prestigious and highest honors accorded to a high school player as he was named to the 2015 Parade All-American Team...led Oak Hill to a 47-1 record and the No. 2 national prep ranking...the 47 wins during the 2014-15 season made Bacon's Warriors the winningest team in a single season at the tradition-rich school...defeated eight teams who

were ranked in the USA Today Super 25 during the season...scored an incredible 1,119 points and averaged 23.3 points, 4.4 rebounds, 3.4 assists and 2.2 steals in his only season at Oak Hill...his average was highest points per game average since Brandon Jennings (currently of the Detroit Pistons) led Oak Hill in scoring in 2008...named the Gatorade Boys' Basketball Player of the Year in the state of Virginia...totaled 40 points Oak Hill's 118-66 victory over Little Rock (Ark.) southwest Christian Academy...notable NBA Alums from Oak Hill include Kevin Durant, Carmelo Anthony and Rajon Rondo...earned the Most Outstanding Player at the Warriors Honors Banquet at the close of the season.

AT IMG ACADEMY

Finished his junior season of 2013-14 at IMG Academy in Bradenton, Fla...was IMG's leading scorer in his only season at the academy with a 19.3 points per game scoring average...led IMG in scoring (19.3 ppg) and assists (4.0 apg) while shooting 42 percent from the field and 70 percent from the free throw line in 12 games played...totaled his season high of 40 points as he made a season-high 13 field goals, and 10 free throws in only his sixth game as a member of the team against the Score Academy.

AT McKEEL ACADEMY

Averaged 23 points, seven rebounds and three steals as a sophomore at McKeel in 2012-13...ranked as the 11th best wing prep wing prospect in the nation by Hoopsreports.com...All-America Honorable Mention by prospect-central.com as a sophomore...earned All-State First-Team honors in Class 3A from the Florida Coaches Association...was one of only two sophomores named to the 16-man team...scored 18 points against Tampa Catholic in the 2013 state championship tournament...led McKeel to a 17-8 overall record and to the FHSAA Championship tournament regional semifinals in 2013...scored 34 points in a 63-55 win over Lakeland Christian in the Florida 3A District 7 championship game in 2013...the top player at the Five Star Basketball Camp's June Showcase conference Player of the Year as a sophomore.

PERSONAL

Born August 30, 1995...Dwayne is the son of Kennie Crawford and Dwayne Bacon, Sr...is very community-serviced oriented and has volunteered with Special Olympics and the Boys and Girls Clubs of America...favorite basketball player is Michael Jordan...named to the academic honor roll in both of his semesters at Oak Hill...began receiving entrees from college coaches during his freshman season...chose to sign with Florida State and head coach Leonard Hamilton over offers from Southern Methodist, Oklahoma State, Auburn, Tennessee, Georgetown, UNLV and Georgia Tech.

PERSONALITY PROFILE

- If you could learn to do anything, what would it be? I would like to learn to dance like Chris Brown
- Do you have any nicknames? What are they? Bake
- How many siblings do you have? Are you the oldest, a middle child, or youngest? I am the oldest of six brothers and sisters
- If you were a pro wrestler, what would you ring nickname be? The Baconater
- If you auditioned for American Idol, what song would you sing? Yo by Chris Brown
- If you had your own radio talk show, who would your first three guests be? Drake, LeBron James and Nicki Minaj
- How many places (cities or towns) have you lived in during your life? Four – Lakeland, Fla., Bradington, Va., Bradenton, Fla., Tallahassee, Fla.
- What Olympic sport, besides basketball, would you like to compete in? Swimming
- What is your favorite movie of all time? Love and Basketball
- What's the experience in your life that you have been the most nervous for? The National Championship game in 2015 at Oak Hill in Madison Square Garden
- Who is your all-time favorite basketball player? Michael Jordan
- What is your favorite board game? Chess

WHY I WEAR MY NUMBER

Dwayne Bacon – "I wear the No. 4 because that's my favorite basketball number. There is no significance – it's just the number I am most comfortable wearing."

NUMBER FACT

Gary Schull, who wore No. 4 from 1964-66, was the second player in Florida State history to be selected in the NBA Draft. He was picked in the seventh round of the 1966 NBA Draft by the Cincinnati Royals. Schull averaged 14.8 points and 10.2 rebounds during his career and is one of only four Seminoles who has averaged a double double in points and rebounds for his entire career.





S

MALIK BEASLEY

- FR-HS | GUARD | 6-5 | 196
- ALPHARETTA, GA./SAINT FRANCIS SCHOOL

ON BEASLEY

Ranked 28th nationally in the final ESPN Top 100 of the 2015 season... ranked as the second best player in the state of Georgia and the seventh best shooting guard nationally entering the college ranks for the 2015 season by ESPN...ranked 43rd nationally by Rivals.com...a four-star shooting guard and ranked as the nation's 23rd best player by 247Sports...ranked as the 52nd best high school player by Scout.com...teamed with Seminole teammate Dwayne Bacon in the Jordan Brand Classic in April of 2015...scored 16 points to go along with three assists, three rebounds, two steals and one blocked shot to lead the West Team to a 118-116 win in the game played at Barclay's Center in Brooklyn, N.Y...Bacon totaled eight points and five rebounds in the win...a member of the U.S. All-Stars team in the 2015 Capital Classic...scored a team-leading 16 points to help the U.S. All-Stars to a 105-102 victory in the game which was played at The Catholic University in Washington, D.C...led all scorers with 22 points for Team Elite in the BallisLife All-American game in May of 2015 at Long Beach City College in Long Beach, Calif...Beasley led Team Elite past Team Future, 113-110...Team Future was led by Florida State freshman Dwayne Bacon who scored 20 points...plays for the Georgia Stars in the EYBL...participated in the LeBron James Skills Academy and played in the Nike Global Challenge in 2014...stands 6-5 with a wingspan of 6-6.

AT SAINT FRANCIS

Graduated from St. Francis in 2015... the state of Georgia Class 1A Player of the Year and an All-State Class A First Team selection as a senior...the No. 2 ranked player in the state of Georgia by HoopSeen in leading the Knights with a 22.2 ppg scoring average while shooting better than 60 percent from the field, 49 percent from the 3-point line and better than 90 percent from the free throw line as a senior... averaged 22.2 ppg, 6.9 rpg, 2.9 apg, 1.9 spg and 0.6 bpg as a senior... with Beasley in the lineup. St. Francis played one of the nation's toughest schedules with two games against high school national champion Montverde and one against Miller Grove – considered to be one of the best teams in the state of Georgia...scored his senior season high of 37 in the Knights' season-opening victory over Banneker...was three of four from the 3-point line and was a perfect 10 of 10 from the free throw line in the victory...a near triple double against Banneker with 37 points, 10 rebounds and seven assists...added 36 in a victory over Douglas County and 35 in a win over Aquinas as a senior...scored 30 points or more seven times including three consecutive games of 30 or more (35 against Aquinas, 32 against Lakeview Academy and 30 versus Whitfield Academy) in February of his senior season...scored 24 points and pulled down 11 rebounds in St. Francis' come-from-behind victory over Holy Innocents in the 2015 state championship tournament...earned six double-doubles (including a 29 point-14 rebound performance against Buford)...totaled a season high four steals seven times and earned a season high four blocked shots in a win over Miller Grove...averaged 19.1 points, 8.3 rebounds, 2.4 assists and 2.1 steals in leading St. Francis to the state championship during his junior season...led the Knights to a 24-7 record as a junior... became the first Saint Francis player to reach the 1,000-point mark for his career as a junior...was the leading scorer for the Georgia Stars in the 2014 Nike EYBL with a 19.6 points per game scoring average to go with 5.2 rebounds and 1.1 steals per game...was the first player to commit to head coach Leonard Hamilton and his staff on September 5, 2014 during his official visit...his pledge to become a Seminole began an incredible string of commitments that has added up to the greatest recruiting class in school history.



PERSONAL

Born November 26, 1996...Malik is the son of Michael and Deena Beasley...family is very important to Malik...education and receiving his degree from Florida State is very important to Malik and his parents... father played professional basketball in Chili, the Dominican Republic and Puerto Rico before Malik was born...chose Florida State over Maryland, St. John's, UCLA, UConn, VCU, Oregon, Wake Forest and Georgia.

PERSONALITY PROFILE

- If your life was turned into a movie, who would play you? My dad
- Were you named after anyone? I was named after an African King
- Do you have any nicknames? What are they? Leek
- What is your favorite animal? Cheetah
- Besides basketball, what skill are you most talented at? I'm a pretty good golfer
- What is your middle name? Jon-Michael
- What would your introduction song be at your home games in the Tucker Center? Public Service Announcement by Jay-Z
- What word beginning with the first letter of your first name describes you the best? Why? Magnificent
- What clubs were you involved in in high school? I was very involved in all sorts of community service efforts in high school
- What is your favorite movie of all time? Mission Impossible
- If your life were a song, what would the title be? Life is Good
- What are your pre-game rituals? I do some yoga, listen to music and stretch

WHY I WEAR MY NUMBER

Malik Beasley – "I wear No. 5 at Florida State because I want to carry on the success from my high school career. Also my dad wore No. 10 when he played professionally and we are very, very close. I'm like his other half so I chose to wear No. 5."

NUMBER FACT

Orlando Wyman, who played on Florida State's first two teams in 1948 and 1949, was the first player to wear No. 5 in school history. After wearing No. 3 during the first season of basketball at Florida State in 1947-48, he closed his career wearing No. 5 during the 1948-49 season.

5



3

BENJI BELL

- JR-JC | GUARD | 6-4 | 204
- GAINESVILLE, FLA./BLANCHE ELY HS

ON BELL

NJCAA Division I All-America First Team Selection who led Northwest Florida State to the Junior College National Championship in 2015... signed his National Letter of Intent right after leading the Raiders to the National Championship in Hutchinson, Kansas...averaged 17.4 points, 5.3 rebounds and 2.3 steals per game in being named a junior college Division I All-American by the NJCAA in 2015... earned All-Panhandle Conference Second Team honors as a freshman at NWF as he averaged 13.1 ppg, 2.7 apg and 2.6 rpg... averaged 13.1 ppg, 3.3rpg, 3.0 apg and 1.9 spg as a senior at Blanche Ely High School in 2012... led Blanche Ely to the Florida Class 7A State Championship...attended Eastside High School in Gainesville, Fla. as a high school freshman and sophomore, Quality Education Academy in Winston-Salem, N.C. as a prep junior, graduated from Blanche Ely High School in Pompano Beach, Fla., in 2012, attended Massanutten Military Academy in 2012 and Northwestern Florida State College in 2014 and 2015.

AT NORTHWEST FLORIDA STATE

Earned his Associate's Degree from Northwest Florida State in June of 2015...led the Raiders to the junior college national championship with a 4-0 record in the national tournament in Hutchinson, Ks., With wins over Columbia State (24 points), Northwest College (21 points), Georgia Highlands (18 points) and South Plains in the national championship game (28 points)...his play helped the Raiders to the No. 2 seed in the national tournament...averaged 17.4 points, 5.3 rebounds and 2.3 steals per game in being named a junior college Division I All-American by the NJCAA in 2015... also shot 49 percent from the field and 44.5 percent from the 3-point line as a sophomore... averaged 2.2 made 3-point field goals per game as a sophomore...led NWF to a 33-2 record as a sophomore and a two-year record of 55-8... named the Panhandle Conference Player of the Year and to the All-Panhandle Conference First Team as a sophomore...the Most Valuable Player and headed up the FCSSA/NJCAA Region VIII All-Tournament team...averaged 20.7 points, 2.7 rebounds and 3.2 assists in earning MVP honors at the Region VIII Tournament...during the Region VIII Tournament he scored 24 points in a victory over Hillsborough Community College, 13 in a win over Miami Dade Community College and totaled 25 in the Raiders' championship-game victory over Eastern Florida State...shot 53.8 percent from the field and 38.9 percent from the 3-point line in the Region VIII Tournament...in the championship game he scored 10 points in the final 4:03 of the games to lead NWF past Eastern Florida State, 76-69 – a win that gave NWF its first state championship since 2012...earned All-Panhandle Conference Second Team honors as a freshman as he averaged 13.1 ppg, 2.7 apg and 2.6 rpg.

AT MASSANUTTEN MILITARY ACADEMY

Attended Massanutten for one season (2012-13)...prepped at Massanutten following his senior year...led the Colonels to a 30-4 record and helped them advance to the National Prep Championship Elite Eight, where they lost in overtime to eighth-ranked Notre Dame Prep.

AT BLANCHE ELY

Graduated from Blanche Ely in 2012...a three-star point guard as rated by ESPN.com...averaged 13.1 ppg, 3.3 rpg, 3.0 apg and 1.9 spg as a senior...led Blanche Ely High School in Pompano Beach Fla., to the Class 7A state championship and an appearance in the semifinals of the National High School Invitational in 2012...led Blanche Ely to a 30-3 record during his senior season as a prep star...The Tigers earned the No. 5 seed in the ESPN High School Invitational Tournament during his senior season...led the Tigers to the quarterfinals of the national



tournament where they fell to St. Benedict's 67-61...Blanch Ely ranked 14th nationally in the final X-Cellent MaxPreps Top 25 of the 2012 season...scored 20 points or more as a senior including 28 against Plantation, 26 versus Salesian College Prep, and 24 each against St. Thomas Aquinas and Constitution.

PERSONAL

Born September 3, 1993...full name is Josephus Benjamin Bell...Benji is the son of Sheila Baker Bell...is the fifth of six children...a brother, Robert Baker, played collegiate football at Auburn, in the NFL for the Miami Dolphins (1999-02) and Minnesota Vikings (2003); in the World League of American Football for the Frankfurt Galaxy (2003) and in the CFL for the Toronto Argonauts (2004-06) as a wide receiver... another brother, Dante Anderson, was a highly recruited high school basketball star in the state of Florida before his untimely death prior to his senior season in 2007...attended the same high school as former Seminole football standouts Corey Simon and brothers Henri and Zach Crockett...selected Florida State over Pitt, Indiana, Purdue, Memphis, Georgia Tech, Kansas State, Xavier, Houston, Southern Cal, Seton Hall and Oregon.

PERSONALITY PROFILE

- What is your favorite time of the day? Why?
7:30 p.m. because that's generally game time
- Do you have any nicknames? What are they?
B-Bop
- Which of your tattoos is the most meaningful to you and why? All of my tattoos are in remembrance of my brother who passed away
- Besides basketball, what skill are you most talented at? I can juggle very well
- Who has been the biggest inspiration in your life and why? My brother is my biggest inspiration; he taught me everything I know
- If you could live anywhere for one year, with all of your expenses paid, where would it be?
Australia
- How many siblings do you have? Are you the oldest, a middle child, or youngest? I have six siblings – I am the second youngest
- If you auditioned for American Idol, what song would you sing? I Believe I can Fly by R. Kelly
- If you had your own radio talk show, who would your first three guests be? 50 Cent, Jay-Z and Michael Jordan
- What is your favorite APP on your phone?
Bleacher Report
- If your life were a song, what would the title be?
You Can't Walk A Mile in My Shoes
- What are your pre-game rituals? Listening to music and thinking of my family

WHY I WEAR MY NUMBER

Benji Bell – "I wear No. 3 at Florida State as a tribute to my brother who passed away in 2007. I wore No. 22 at Northwest Florida because my brother also wore that number and it's the date of my mom's birthday (July 22). In addition to wearing No. 22 (currently worn at Florida State by Xavier Rathan-Mayes) my brother also wore No. 3 in high school and during his days playing AAU basketball."



NUMBER FACT

The No. 3 has been worn by 18 different players (including Bell) in Florida State history. The most prominent Seminole to wear No. 3 was Bob Sura – the Seminoles' all-time leading scorer with 2,130 points. Sura was the first player in school history to be named the ACC Rookie of the Year (1992) and the first to earn All-ACC First Team honors (1994).



21

CHRIS KOUMADJE

- FR-HS | CENTER | 7-4 | 233
- N'DJAMENA, CHAD/MONTVERDE ACADEMY



ON KOUMADJE

At 7-4, he is the tallest player in Florida State history...a 5-star recruit by Florida Hoops...a 4-star recruit and the No. 25 ranked center by ESPN.com...the No. 28 prep prospect at the center position by scout.com...has tremendous range as a shot blocker...played for two seasons at Montverde Academy (2014 and 2015) and was introduced to the game of basketball when he played in the Basketball Without Borders camp in Nigeria in 2013...his most impressive attributes are his ability to run the floor and finish at the rim...gives the Seminoles another rim protector in addition to seniors Boris Bojanovskys and Michael Ojo...while his long reach makes him an intimidating shot blocker, his development of a jumper from inside and outside of the lane has vastly improved his offensive game...is very athletic, has great coordination and has an unlimited ceiling as a basketball player...impacts each game he plays in with his ability to get his hands in passing lanes and on shots...his stock improved throughout his senior season after he realized a breakout at the Reebok Classic in July of 2014...reports from the Reebok Classic characterized him as a "terror on both offense and defense, dunking everything in his area and rebounding and blocking shots at a high rate."

AT MONTVERDE ACADEMY

Graduated from Montverde Academy in 2015...was a member of the Eagle's National Championship teams as both a junior and as a senior...averaged 2.9 points, 3.4 rebounds and 2.2 blocked shots as a senior in 2015...defeated Oak Hill Academy and Seminole teammate Dwayne Bacon, 70-61, in the national championship at Madison Square Garden on April 4, 2015...a starter in the Eagles' victory over Oak Hill in the national championship game...helped Montverde to a 31-1 record during the 2015 season...was a member of Montverde's undefeated team (28-0)...his record as a two-year varsity letter winner at Montverde was 59-1 (.983 winning percentage)...played on the same team as Ben Simmons of LSU who was generally considered to be the nation's No. 1 prep recruit in 2015...totaled blocked shots in 20 of the 23 games he played in as a senior...totaled a season high five blocked shots against IMG Academy on November 28 and four against Wayne High School on December 19...among his Montverde teammates who Koumadje and Seminoles will face during the 2015-16 season are Noah Dickerson of Florida and Doral More of Wake Forest.

PERSONAL

Born July 7, 1996...Jean Marc is the son of Rose Tormal Mala and Gabin Koumadje...made his recruiting visit to Florida State with Dwayne Bacon and Malik Bealsey and committed soon after the visit to Tallahassee...also plays on the Showtime Ballers AAU team along with Bacon...chose to play at Florida State after receiving offers from UConn, Louisville, Tennessee, Washington, Georgia Tech, Auburn and UCLA.



PERSONALITY PROFILE

- Who is your celebrity crush? Taylor Swift
- If you could learn to do anything, what would it be? I would like to have the ability to fly
- If you could meet anyone on earth, who would it be? Muhammad Ali
- Do you have any nicknames? What are they? Big Christ, Toto
- When you were in grade school, what did you want to be when you grew up? An airplane pilot
- What is set as the background on your computer screen? Why? My mom because I love her
- If you won the lottery and wanted to donate half of your winnings to a charity, which charity would you choose? I would donate to help kids with no chance at receiving an education, to go to school and get an education
- What would your introduction song be at your home games in the Tucker Center? There's No Place I'd Rather Be
- If you were a pro wrestler, what would your ring nickname be? Easy C
- If you had your own radio talk show, who would your first three guests be? Katy Perry, Michael Jordan, Kevin Hart
- What is your favorite movie of all time? Home Alone
- If your life were a song, what would the title be? It's Amazing by Kanye West
- Who is your favorite all-time basketball player? Hakeem Olajuwon
- What are your pre-game rituals? Talking to myself and listening to music

WHY I WEAR MY NUMBER

Chris Koumadje – "I wore No. 21 in high school for no specific reason. I like the No. 21 and hope to always wear it wherever I play."

21

NUMBER FACT

George McCloud, the first NBA Draft Lottery pick in school history, is one of 20 players who have worn the No. 21 during their Seminole careers. McCloud was the seventh overall selection in the 1989 NBA Draft by the Indiana Pacers and is ranked seventh in Florida State history with 1,574 career points.



14

TERANCE MANN

- FR-HS | GUARD | 6-6 | 204
- LOWELL, MASS./TILTON SCHOOL

ON MANN

A highly regarded player in Florida State's incredible recruiting class that begins play as a Seminole for the 2015-16 season...ranked as a 4-star recruit and as the 43rd-best prep player entering the collegiate ranks for the 2015-16 season...the No. 6 ranked player in the New England Region by the New England Recruiting Report...a top 100 recruit and ranked as the 76th best prep player in 2015 by ESPN.com...played in the Jordan Brand Regional game at Barclays Center in Brooklyn, N.Y. on April 17, 2015...earned a double-double of 20 points and 13 rebounds to go along with four assists and two steals in 22 minutes of play in leading his team to a 125-112 win in the Jordan Brand game...is characterized as a player with a very high basketball IQ who has the ability to change a game on both the offensive and defensive ends of the court...has become a big-time finisher at the rim and continues to add muscle to his frame...guarded current Kansas junior Wayne Selden when he arrived at Tilton as a sophomore...said to be as versatile a player as there was in the New England region as senior...is comfortable playing four different positions and sets himself apart with his passing, rebounding and winning spirit...a standout at the 2015 Hoophall Classic at Springfield College...a member of the United States East team at the 2014 Global Challenge in Chicago...also a standout at the 2014 LeBron James Skills Academy in Las Vegas and the 2014 Kevin Durant Skills Academy in Washington, D.C...led the Boston Area Basketball Club to the EYBL Finals of the 2014 Peach Jam as he averaged 9.2 points and 5.8 rebounds during the tournament.

AT TILTON SCHOOL

Graduated from the Tilton School in Tilton, NH in 2015...averaged 23.1 points and 7.8 rebounds while shooting 61 percent from the field as a senior...the Gatorade Boys Basketball Player of the Year in the state of New Hampshire in 2015...the Class AA Player of the Year and an All Class AA First Team selection by the New England Recruiting Report as a senior...a Class AA First-Team selection as a junior...earned First Team honors from the New England Preparatory School Athletic Council (NEPSAC) as a senior...led the Rams to New Hampshire Class AA state championship in 2015...a team-leading 18 points in the Rams' 68-63 win over Vermont Academy in the NEPSAC championship game in 2015...named the MVP of the 2014 St. Andrew Holiday Classic...starred in the 2eZ All-Star game following his junior season at Tilton...began to make his name following his sophomore season as a standout player at the New England Elite 75 Showcase.

PERSONAL

Born October 18, 1996...Terance is the son of Daynia La-Force and Eustace Mann...his mother, Daynia, is the head women's basketball coach at Rhode Island who enjoyed a standout playing career at Georgetown...is very community service oriented and has volunteered as a mentor for children with special needs and as a youth basketball coach...is named after his grandmother, Terancia...his dad, Eustace, was an avid soccer player in his prime – a sport Terance has also excelled in...Terance committed himself to basketball as an eighth grader and began playing for the Boston Amateur Basketball Club – one of the more prominent AAU programs in the nation...was the first of Florida State incredible 2015 recruiting class to pledge his commitment to head coach Leonard Hamilton and his staff...selected Florida State over Indiana, Boston College, Iowa, Maryland, Florida and West Virginia.



PERSONALITY PROFILE

- Were you named after anyone? My grandmother Terencia
- If you could meet anyone on earth, who would it be? Mother Teresa
- What is your favorite animal? An Orca Whale
- Besides basketball, what skill are you most talented at? I am a pretty good soccer player
- What is set as the background on your computer screen? Why? The musical group the Migos
- What word beginning with the first letter of your first name describes you the best? Why? Tenacious
- What is something you can do better than anyone else you know? I can play FIFA soccer better than anyone (even better than you Devon Bookert)
- If you were a pro wrestler, what would your ring nickname be? Meathead
- If you had your own radio talk show, who would your first three guests be? Shaquille O'Neal, Allen Iverson, Boris Bojanovsky
- Did you have a collection of some kind as a child? What was it? I collected hats
- How many places (cities or towns) have you lived in during your life? 9 (Brooklyn, N.Y., Queens, N.Y., West Haven, Conn., Lowell, Mass., Tilton, NH., Narragansett, Rhode Island, Roxbury, Mass, St. Lucia, Tallahassee, Fla.
- What is your favorite movie of all time? All About The Benjamins

WHY I WEAR MY NUMBER

Terance Mann – "I wear No. 14 because that's the number my mom wore when she played at Georgetown. It's also the date of my grandmother's birthday – December 14."



NUMBER FACT

LaRae Davis, Florida State's all-time leader three-point shooter with a career percentage of .457, wore No. 14 during the 1986 and 1987 seasons. He made a single-season career-high 80 3-point field goals during the 1987 season – the fifth highest single season total in school history.



31

MICHAEL SAXTON

- SR-1L | GUARD | 6-5 | 213
- ORLANDO, FLA./LAKE HIGHLAND PREP

ON SAXTON

In his second season as a member of the Seminole basketball team after transferring to Florida State from Tallahassee Community College in the fall of 2014... played in three games during his first season as a Seminole (2014-15)...Florida State was 3-0 in the games in which he earned playing time with wins over UCF, North Florida and USF in the Orange Bowl Classic...joined the Seminole men's basketball team after spending two seasons at Tallahassee Community College... marks the third player to move across town from TCC to Florida State under head coach Leonard Hamilton...joins Bernard James (a 2012 NBA Draft Pick of the Dallas Mavericks) and Joell Hopkins (who transferred to play at Southern University) as players who have recently played at both TCC and FSU...played as a member of the Athletes In Action men's basketball team that toured Puerto Rico during the spring of 2015...a member of the 10-member team that traveled the country of Puerto Rico to play basketball and perform faith-based activities... in addition to fellowship, playing basketball and sightseeing, the team's service projects included painting a Christian school, painting and

CAREER HIGHS

PTS	2 vs. North Florida (12-17-14)	2 vs. UCF (12-6-14)
FGM	1 vs. North Florida (12-17-14)	1 vs. UCF (12-6-14)
FGA	1 vs. North Florida (12-17-14)	1 vs. UCF (12-6-14)
DR	1 vs. North Florida (12-17-14)	1 vs. UCF (12-17-14)
REBS	1 vs. North Florida (12-17-14)	2 vs. UCF (12-6-14)
MIN	2 vs. UCF (12-6-14)	

general service projects...a member of the 2015-16 Student Athlete Advisory Council (SAAC) at Florida State...named to the 2015 ACC Academic Honor Roll.

AS A JUNIOR (2015)

Averaged 1.3 points (tied for 10th) and 0.3 rebounds (12th) in 1.3 minutes played as he earned playing time in three games...helped the Seminoles to three wins over three teams from the state of Florida – UCF (Dec. 6), North Florida (Dec. 17) and USF (Dec. 20) in the Orange Bowl Classic...totaled four points with two points each coming in victories over UCF and North Florida...shot a perfect two of two (1,000 percent) from the field as he made both of his shot attempts against UCF and North Florida...scored two points as he made his first career shot attempt in the Seminoles' 96-73 victory over UCF at the Donald L. Tucker Center in Tallahassee (Dec. 6)...pulled down his first career rebound against North Florida as the Seminoles outrebounded the Ospreys by a 38-28 margin... earned one minute of playing time in the Seminoles' 75-62 win over USF in the Orange Bowl Classic at the BB&T Center in Sunrise, Fla. (Dec. 20).

AT TALLAHASSEE COMMUNITY COLLEGE

Graduated from Tallahassee Community College with an Associates in Arts degree in general business in 2014...played in 17 games in two seasons at TCC where he averaged 1.7 points and 0.6 rebounds... averaged 1.6 points and 0.6 rebounds in 10 games as a sophomore... his career high of nine points came in a 97-70 victory over Gadsden State Community College (Dec. 31, 2013) as he shot four of five from the field (.800 percent) and was a perfect one of one from the free throw line...double figure minutes came in four games including his career high of 21 minutes played in the Eagles' 97-70 win over Gadsden State...made one of his three attempts from the 3-point line with his first career shot from the bonusphere coming against Lurleen B. Wallace Community College (Nov. 1, 2013)...averaged 1.9 points and 1.7 rebounds in seven games as a freshman.

AT LAKE HIGHLAND PREP

Graduated from Lake Highland Prep in Orlando, Fla., in 2012...a two-year member of the varsity team who played in 38 career games and averaged 3.9 points and 2.8 rebounds for his career...totaled

148 career points and 107 career rebounds...averaged 4.6 points and 3.3 rebounds in 31 games in leading Lake Highland to the Class 4A State Championship game in 2012 as a senior... scored four points and pulled down six rebounds in the Highlanders semifinal victory in the State Championship tournament over Tallahassee's Godby High School...the Highlanders won that game to advance to the state championship game...helped lead Lake Highland to district championships during both his junior and senior seasons...played in seven games as a member of the varsity team as a junior...totaled 21 assists and 18 steals in his two varsity seasons.

PERSONAL

Born January 6, 1994...Michael is the son of Denise and Brad Saxton... both of his parents attended Florida State...his sister, Amanda, was a member of the volleyball and sand volleyball teams at Florida State from 2009-12...Amanda was the Seminoles' sand volleyball co-captain in 2012...Michael was named to the Panhandle Conference and the FCSA All-Academic team in 2013... major is finance.

PERSONALITY PROFILE

- If your life was turned into a movie, who would play you? **Paul Rudd**
- Who is your celebrity crush? **Carrie Underwood**
- Were you named after anyone? **I was named after my great grandfather**
- What is your favorite time of the day? **Why? The evening – dinner time**
- If you could meet anyone on earth, who would it be? **Lecrae – he's a Christian rapper**
- Do you have any nicknames? **What are they? Mikeysnacks**
- Besides basketball, what skill are you most talented at? **I play the guitar**
- What would your introduction song be at your home games in the Tucker Center? **Crazy Train by Ozzy Osbourne**
- In high school, what clubs were you involved in? **I was a member of FCA, the Student Government Association and Best Buddies**
- If you had your own radio talk show, who would your first three guests be? **My friends Alex Carrier, Jacob Breter and Corey Hill**
- What Olympic sport, besides basketball, would you like to compete in? **Bobsledding**
- What's the experience in your life that you have been the most nervous for? **I used to perform in musicals when I was younger – I remember getting pretty nervous for those**

WHY I WEAR MY NUMBER

Michael Saxton – "When I was in middle school, I read a book called I Am Third. The book is a memoir about Gayle Sayers who was a running back for the Chicago Bears in the NFL. In the book, Sayers delivered the message of "The Lord is first, my friends are second and I am third. That saying is very important to me and because of that I began to wear the No. 3. As I grew taller, the No. 3 generally went to players at the guard position. I wore No. 13 in high school and when I got to Tallahassee Community College I wore No. 31. I love the number 31 and the meaning has always stayed the same for me."



NUMBER FACT

Chris Singleton, the 18th selection in the 2011 NBA Draft by the Washington Wizards, wore No. 31 during his three-year career as a Seminole. Singleton, who led the Seminoles to three consecutive NCAA Tournament appearances, was a two-time All-ACC and two-time ACC Defensive team selection and was named the 2010 ACC Defensive Player of the Year.

CAREER STATISTICS

Year	G-GS	FG-A	PCT.	3FG-3FGA	PCT.	FT-FTA	PCT.	PTS-AVG.	OR	DR	TR-AVG.	PF-D	AST	TO	BLK	STL	MIN
2014-15	3-0	2-2	1.000	0-0	.000	0-0	.000	04-1.3	0	1	1-0.3	1-0	0	0	0	0	4-1.3
Totals	3-0	2-2	1.000	0-0	.000	0-0	.000	04-1.3	0	1	1-0.3	1-0	0	0	0	0	4-1.3



2014-15 REVIEW



GEORGE McCLOUD

A seldom-used forward in his first two seasons, George McCloud made the transition to guard with ease and instantly made his mark. This deadly accurate three-point shooter holds both FSU's single-game (10) and single-season (115) three-point shooting records. McCloud currently stands seventh on the all-time FSU scoring list with 1574 points. Winning All-Metro Conference honors his junior year, McCloud became a serious NBA prospect and was the first round pick of the Indiana Pacers in 1989. McCloud was Florida State's first NBA Draft Lottery selection. He played 14 seasons in the NBA with Indiana, Denver, Dallas, Phoenix and the Los Angeles Lakers, averaging nine points and three rebounds per game for his career.

FLORIDA STATE



2014-15 YEAR IN REVIEW

2014-15 FLORIDA STATE RESULTS

N3	1	Embry-Riddle	W, 95-73
N10	1	Belmont Abbey College	W, 99-45
N15	2	Manhattan	W, 81-66
N18	2	Northeastern	L, 73-76
N22	3	Providence	L, 54-80
N23	3	UMass	L, 69-75
N25		The Citadel	W, 66-55
N28		Charleston Southern	W, 58-47
D1	4	Nebraska	L, 65-70
D6		UCF	W, 96-73
D13	*	at #25 Notre Dame	L, 63-83
D17		North Florida	W, 93-77
D20	5	USF	W, 75-62
D22		Stetson	W, 63-59
D30		Florida	W, 65-63
J2		at Mississippi State	L, 55-62
J6	*	Virginia Tech	W, 86-75
J11	*	at Syracuse	L, 57-70
J14	*	at Pitt	L, 64-73
J17	*	NC State	L, 63-72
J19	*	at Clemson	W, 59-55
J24	*	at #15/15 North Carolina	L, 74-78
J28	*	Wake Forest	W, 82-76(2ot)
F1	*	# 23/23 Miami	W, 55-54
F4	*	Clemson	L, 56-62
F7	*	at Virginia Tech	W, 73-65
F9	*	#4/5 Duke	L, 70-73
F14	*	at Georgia Tech	W, 57-53
F18	*	Boston College	W, 69-60
F22	*	at Virginia	L, 41-51
F25	*	at Miami	L, 77-81
F28	*	# 15/17 Louisville	L, 59-81
M7	*	Pitt	W, 61-52
M11	6	Clemson	W, 76-73
M12	6	Virginia	L, 44-58

* - ACC Game; 1 – exhibition game at Donald L. Tucker Center; 2 - Naimsmith Basketball Hall of Fame Classic in Tallahassee, Fla. 3 – Naimsmith Basketball Hall of Fame Classic in Uncasville, Conn. 4 - ACC/Big Ten Challenge in Tallahassee, Fla. 5 – Orange Bowl Classic at Sunrise, Fla. 6 – ACC Tournament at Greensboro (N.C.) Coliseum

2014-15 ACC STANDINGS

Team	W	L	Pct.	W	L	Pct.
Virginia	16	2	.889	30	7	.811
Syracuse	14	4	.778	28	6	.824
Duke	13	5	.722	26	9	.743
N. Carolina	13	5	.722	24	10	.706
Pittsburgh	11	7	.611	26	10	.722
Clemson	10	8	.556	23	13	.639
Florida State	9	9	.500	22	14	.611
NC State	9	9	.500	22	14	.611
Maryland	9	9	.500	17	15	.531
Miami (Fla.)	7	11	.389	17	16	.515
Wake Forest	6	12	.333	17	16	.515
Georgia Tech	6	12	.333	16	17	.485
Notre Dame	6	12	.333	15	17	.469
Boston College	4	14	.222	8	24	.250
Virginia Tech	2	16	.111	9	22	.290

LEONARD HAMILTON'S CAREER RECORD

	W	L	Pct.	Years
Career	420	366	.534	1987-Pr.
at Oklahoma St.	56	63	.471	1987-90
at Miami	144	147	.495	1991-00
at Florida State	236	173	.578	2002-Pr.



"Leonard Hamilton has led Florida State to more ACC wins over the past 10 seasons than everybody else in the ACC except for Duke and North Carolina. Did you realize that? FSU has won more ACC games the past 10 years than all but Duke and UNC."

Gary Parrish, CBSsports.com

SEMINOLES CEMENTS ITSELF AS ONE OF TOP THREE IN ACC



Florida State, which ranks as the third winningest team in the ACC in the last 10 years, finished the 2014-15 season with 17-16 overall record and an 8-10 record in ACC play. The Seminoles were 7-6 in ACC play in their final 13 ACC games of the season and won seven ACC games over the final seven weeks of the season after beginning conference play with a 1-4 mark. Including their win over Clemson on January 19, the Seminoles won three of four and six of nine to pull even at 7-7 in conference play with a victory over Boston College (February 18, 2015, 69-60) in Tallahassee. Florida State then closed its regular season with a 61-52 victory over NIT participant Pittsburgh in Tallahassee (March 7) on the final day of the regular season. A victory over Clemson in the second round of the ACC Tournament advanced the Seminoles to the quarterfinals of the tournament for the school-record ninth consecutive year (each year since 2007). Florida State is the only team in the ACC to advance as far as the quarterfinals of the ACC Tournament in each of the last nine seasons.



LEONARD HAMILTON BECOMES FLORIDA STATE'S ALL-TIME WINNINGEST COACH WITH WIN OVER PITT

Seminole head coach Leonard Hamilton became the all-time winningest coach in Florida State history with 235 in the Noles' victory over Pittsburgh on March 7, 2015. Hamilton closed the 2015-16 season with 236 wins at Florida State, two wins ahead of J.K. Kennedy (1949-66). Hamilton is now the winningest coach at both Florida State and Miami. Hamilton led the Hurricanes to 144 wins in his tenure there from 1991-2000.

SEMINOLE COACHING VICTORY LEADERS

Rank	Coach	Years	Wins
1.	Leonard Hamilton	2002-Pr.	236
2.	J.K. Kennedy	1949-66	234

ACC COACHING VICTORY LEADERS

ACC Career Victories (ACC Regular Season and ACC Tournament Games)

Rank	Coach	School	Years	Wins
1.	Mike Krzyzewski	Duke	1981-Pr.	431
11.	Dave Odom	Wake Forest	1990-01	110
12.	Leonard Hamilton	Fla State	2002-Pr.	105
	Bud Millikan	Maryland	1950-67	105



2014-15 YEAR IN REVIEW

10

STRAIGHT SEASONS

The 2014-15 season (a 17-16 record) was the 10th consecutive season that the Seminoles finished with a .500 or better record. The Seminoles have finished at .500 or better in 11 of Leonard Hamilton's 13 seasons and in each year since the 2005-06 season. The Seminoles began their streak of finishing above .500 and have been the third winningest program in the ACC since the start of the 2005-06 season. Florida State and Duke are the only two ACC teams to finish above .500 in each of the last 10 seasons. Florida State had not finished .500 or above in 10 consecutive seasons since 1971-72 season (under head coach Hugh Durham) through the 1980-81 season (under head coach Joe Williams). Only Hamilton (2005-06 through 2014-15) and Durham (1967-68 through 1977-78) have won at least 50 percent of their games in a single season in at least 10 consecutive seasons at Florida State.

SEMINOLES FOURTH IN FIELD GOAL PERCENTAGE SHOOTING IN ACC

With five Seminole regulars shooting .500 or better from the field in 2014-15 (Boris Bojanovsky, .576; Kiel Turpin, .559; Montay Brandon, .541; Michael Ojo, .529; Jarquez Smith, .503), the Seminoles ranked fourth in the ACC with a .457 field goal shooting percentage as a team. It marked the second consecutive season (and fourth time in the last six seasons) the Seminoles had shot better than 45 percent from the field. The Seminoles shot .508 percent from the field in their 17 wins with Brandon leading the way as he shot .616 from the field.

FLORIDA STATE FROM LONG RANGE

Florida State shot 50 percent or better from the three-point line four times during the 2014-15 season including .667 (eight of 12) against Boston College on February 18.



XAVIER RATHAN-MAYES

ALL-FRESHMAN, ALL-ACC HONORABLE MENTION

Xavier Rathan-Mayes, who set a FSU freshman record with his 14.9 points per game scoring average, was named to the All-ACC Freshman Team by the Atlantic Coast Sports Media Association and in a vote by the ACC's 15 coaches. Rathan-Mayes also earned All-ACC Honorable Mention honors, enjoyed one of the top freshman seasons in school history and set school rookie records for points in a season (476), field goals made (165), field goals attempted (397), 3-point field goals made (48) and 3-point shots attempted (171). He also became the fifth player in school history to earn ACC Rookie of the Week multiple times and the first since Solomon Alabi won the award twice during 2008-09.

FIRST FRESHMAN IN ACC WITH 3 30-PT GAMES

With 30 points against Clemson in the second round of the 2015 ACC Tournament, Xavier Rathan-Mayes became the first freshman in ACC history to score 30 points or more in three different games. He is one of only four freshmen in ACC history to score 30 points or more at least twice, joining Kenny Anderson (GA Tech) in 1989-90, J.J. Redick (Duke) in 2002-03, J.J. Hickson (NC State) in 2007-08.

NINTH IN ACC IN SCORING AS FRESHMAN

Xavier Rathan-Mayes ranked ninth in the ACC in scoring with a 14.9 points per game scoring average. He scored in double figures in 24 of his 32 games and is the second ranked freshman scorer in the ACC behind only ACC Player of the Year Jahliil Okafor of Duke who scored 657 points for a 17.3 points per game scoring average.

RATHAN-MAYES IN THE FINAL 4:38 AGAINST MIAMI

- He was 8 of 10 from the field and was 6 of 8 from the 3-point line.
- He was 8 of 9 from the line (with one intentional miss).
- He and his teammates brought Florida State from a 16 point deficit (60-44) to within two in the last 10 seconds.
- He scored 26 consecutive points (by himself) from the 4:38 mark (his 3-point shot made the score 62-47) and a four-point play at the 1:30 mark made the score 73-70.
- He assisted on a Robbie Berwick 3-point shot at the 0:20 second mark to make the score 76-73.
- He then scored FSU's final points of the game on three of four made free throws (he intentionally missed the final shot with the score 79-77).
- He was called for his fourth foul at the 2:51 mark and was substituted in and out four times in the final 2:51. With four fouls and being substituted for on defense and offense, he scored 16 points.

FLORIDA STATE BASKETBALL BY THE NUMBERS

1 Xavier Rathan-Mayes became the first freshman in ACC history to score 30 or more points three times in a season in 2014-15. He scored his career-high 35 points at North Carolina (Jan. 24, 2015), 35 points at Miami (Feb. 25, 2015) and totaled 30 points against Clemson (March 11, 2015) in the first ACC Tournament game of his career. His 35 points against North Carolina and Miami rank as the highest scoring total in Florida State history by a freshman and his 35 points against North Carolina and Miami are tied for the fifth best scoring effort by a freshman in ACC history. He also set the Seminoles' school record for freshmen in scoring with 476 total points.

1 Montay Brandon is the only Florida State player to play in every game for the Seminoles in the last two seasons. He is one of the most experienced players in the ACC who has played in 102 career games and started 91 career games. He has played in 91 of the 102 Florida State games and enters his senior season tied for 12th in school history with 91 career starts. He is looking to become just the eighth player in school history to start 100 or more career games.

1 Phil Cofer earned his first career double-double at Pittsburgh (21 points and 11 rebounds) in his third career ACC road game (Jan. 14, 2015). Cofer's 21 points ranks as his overall career and ACC-high while his 11 rebounds against the Panthers ranks as his ACC career high and his second highest single game rebounding total.

2 Freshman Phil Cofer ranked second on the Seminoles in rebounding (4.5 rpg) during the 2014-15 season while his 149 rebounds ranks as the fifth highest total by a Seminole freshman.

2 In earning All-ACC Honorable Mention and All-ACC Freshman Team honors, Xavier Rathan-Mayes ranked second among freshmen in scoring (behind only Jahliil Okafor of Duke) and second in assists (behind only Tyus Jones of Duke).

3 Under head coach Leonard Hamilton since the start of the 2005-06 season, Florida State is the third winningest overall program in the ACC with 213 wins and is one of only three teams that has won at least 60 percent of its games.

3 Devon Bookert ranked third on the Seminoles with two games of 20 points or more and was the Seminoles' leading scorer in four different games – 23 against Duke (Feb. 9, 2015), 22 against USF (Dec. 20, 2014), 16 at Mississippi State (Jan. 2, 2015) and 18 vs. Boston College (Feb. 18, 2015).

3 Kiel Turpin finished third on the Seminoles in blocked shots with 23, including multiple blocked shots in seven different games in his final season as a Seminole. He blocked his season high of three shots in the Seminoles' victory over Clemson (March 11) in the second round of the ACC Tournament.

4 Devon Bookert is ranked fourth in school history with a career 3-point shooting percentage of .433 and is one of only six Florida State players with a career-3-point shooting percentage above 40 percent.



2014-15 YEAR IN REVIEW

FLORIDA STATE BASKETBALL UPCOMING MILESTONES

BORIS BOJANOVSKY CAREER BLOCKED SHOTS

136 (current)
+ 1 (needs)
137

To move into sixth place in school history with 137 career blocked shots. He would move past Chris Singleton (2009-11)

DEVON BOOKERT CAREER ASSISTS

247 (current)
+ 5 (needs)
252

To move into 25th place in school history with 252 career assists – moving past Eugene Harris (1974-76, '78)

DEVON BOOKERT CAREER 3-POINT FIELD GOALS MADE

129 (current)
+ 7 (needs)
136

To move into 10th place in school history with 136 career 3-pointers made, passing Adrian Crawford (1999-01)

DEVON BOOKERT CAREER 3-POINT FIELD GOALS MADE

129 (current)
+21 (needs)
150

To become the ninth player in school history to make 150 or more 3-point field goals

DEVON BOOKERT CAREER POINTS

807 (current)
+ 193 (needs)
1,000

To become the 44th player in school history to score 1,000 or more career points

MONTAY BRANDON CAREER STARTS

91 (current)
+1 (needs)
92

To move into 12th place on Florida State's all-time list for career starts

2014-15 MILESTONES

LEONARD HAMILTON WINS AT FLORIDA STATE

236 (current)

Hamilton became the all-time winningest coach in Florida State history on March 7, 2015 with a win over Pitt. He surpassed J.K. Kennedy who coached from 1948-1966 and had a career record of 234-208.

KIEL TURPIN CAREER BLOCKED SHOTS

66

Kiel Turpin finished his career tied for 23rd in school history with 66 career blocks

XAVIER RATHAN-MAYES FREE THROWS MADE BY A FRESHMAN

98

Xavier Rathan-Mayes' 98 free throws made ranks as the second most by a freshman in school history



SEMINOLE 2014-15 BANQUET AWARD WINNERS

Juniors Montay Brandon and Boris Bojanovsky earned a team-high three awards each and the career of graduate student Kiel Turpin was celebrated by his teammates and coaches before a raucous crowd at the University Ballroom at the University Center on the Florida State campus. Turpin, who earned two varsity letters during his career as a Seminole, gave an emotional closing speech as head coach Leonard Hamilton and his staff honored Florida State's 2014-15 squad and handed out 14 awards at the team's annual honors banquet. Brandon, who led the Seminoles in rebounding, earned Dave Cowens Chairman of the Boards Award, the Unsung Hero Award and the award as the Seminoles' Most Improved Student-Athlete while Bojanovsky earned the Sixth-Man and Best Field Goal Percentage Awards as well as the Academic Achievement Award. Brandon finished 21st in the ACC in rebounding, led the team in rebounding in 15 of 33 games and scored 20 or more points a career-high three times as a junior. Brandon has earned the Seminoles' Unsung Hero award from the coaching staff in each of the last two seasons. Bojanovsky led the Seminoles and ranked seventh in the ACC in blocked shots, shot a team-leading .559 from the field while earning the highest grade point average of his Florida State career during the fall semester.

First Year Academic Achievement	Robbie Berwick
Academic Achievement Award	Michael Ojo, Boris Bojanovsky
Outstanding Student-Athlete	Brandon Allen
Most Improved Student Athlete Award	Montay Brandon
Mr. Hustle	Phil Cofer
Sixth Man Award	Boris Bojanovsky, Jarquez Smith
Best Free Throw Percentage Award	Devon Bookert
Best Field Goal Percentage	Boris Bojanovsky, Kiel Turpin
Best 3-Point Field Goal Pct. Award	Devon Bookert
Otto Petty Most Assists Award	Xavier Rathan-Mayes
Dave Cowens Chairman of the Boards Award	Montay Brandon
Charlie Ward Outstanding Defensive Player	Michael Ojo
Bob Sura Most Outstanding Offensive Player	Xavier Rathan-Mayes
Unsung Hero Award	Montay Brandon

FLORIDA STATE'S WIN TOTAL IN THE LAST TEN YEARS

Florida State is the third winningest program in the ACC in the last 10 years (since the start of the 2005-06 season) in total games played with 213 wins. The Seminoles average 21.3 wins per season with records of 20-10 (2005-06), 22-13 (2006-07), 19-15 (2007-08), 25-10 (2008-09), 22-10 (2009-10), 23-11 (2010-11), 25-10 (2011-12), 18-16 (2012-13), 22-14 (2013-14) and 17-16 (2014-15).

ACC STANDINGS SINCE THE 2005-06 SEASON

Team	2005-06	2006-07	2007-08	2008-09	2009-10	2010-11	2011-12	2012-13	2013-14	2014-15	Totals
Duke	32-4	22-11	28-6	30-7	29-5	32-5	27-7	30-6	26-9	35-4	291-64
N. Carolina	23-8	31-7	36-3	34-4	16-16	29-8	32-6	25-12	24-10	26-12	276-84
Fia State	20-10	22-13	19-15	25-10	22-10	23-11	25-10	18-16	22-14	17-16	213-125
Miami	18-16	12-20	23-11	19-13	20-13	21-15	20-13	29-7	17-16	25-13	204-137
Clemson	18-16	25-11	24-10	23-9	21-10	22-12	16-15	13-18	23-13	16-15	201-129
Virginia	15-15	21-11	17-16	10-18	15-16	16-15	22-10	23-12	30-7	30-4	199-124
NC State	22-10	20-16	15-16	16-14	19-15	15-16	24-13	24-11	22-14	22-14	199-139
Maryland	19-13	25-9	19-15	21-14	23-8	19-14	17-15	25-15	17-15	--	185-118
Va. Tech	14-16	22-12	21-14	19-15	23-8	22-12	16-17	13-19	9-22	11-22	170-157
Boston Col	23-8	21-12	14-17	22-12	15-16	21-13	9-22	16-17	8-24	13-19	162-160
Wake	17-17	15-16	17-13	24-7	19-10	8-24	13-18	13-18	17-16	13-19	156-158
Ga. Tech	11-17	20-12	15-17	12-19	22-12	13-18	11-20	16-15	16-17	12-19	156-166





2014-15 YEAR IN REVIEW



COFER EARNS NO. 1 PLAY OF THE DAY ON ESPN

Freshman Phil Cofer earned the No. 1 Play of the Day on ESPN with his monstrous, seen-and-heard-around-the-college-basketball-world dunk over ACC Player of the Year and No. 1 overall NBA Draft Choice Jahliil Okafor of Duke on February 9, 2015 as the Seminoles played host to the No. 5 ranked Blue Devils in Tallahassee... Said ESPN's Shane Battier: "This might be a SportsCenter Top 10 – Phil Cofer sending it in with authority over the big fella. This was a fantastic baseline attack by Cofer. One way to attack a shot blocker is to go right through his chest and that's what he (Cofer) did right there. Very impressive, athletic play by Phil Cofer."

COFER AMONG ACC FRESHMEN LEADERS

Freshman forward Phil Cofer finished his first season as a Seminole ranked among the ACC freshmen leaders in scoring (14th) and rebounding (eighth) and was one of only 12 freshmen in the ACC to rank in the top 15 in both scoring and rebounding. He also finished 11th in the ACC among freshmen in blocked shots and 15th in field goal shooting percentage.

COFER AMONG ALL-TIME SEMINOLE FRESHMEN

Phil Cofer's 149 rebounds during his first season at Florida State ranks as the fifth highest total by a Seminole freshman. In addition, his 67 free throws and 106 free throw attempts during the 2014-15 season ranks as the sixth highest total by a Florida State freshman in school history.

SEMINOLES WIN STATE OF FLORIDA TITLE

Florida State finished the 2014-15 season as the champions of the state of Florida with a 6-1 record against the teams it played from the Sunshine State. The Seminoles defeated UCF (December 6, 96-73), UNF (December 17, 93-77), USF (December 20, 75-62), Stetson (December 22, 63-59), Florida (December 30, 65-63) and split with Miami (55-54 win on February 1 and an 81-77 loss on February 25). The Seminoles earned a 6-1 record and were the only team in the state to defeat each of the Division I teams they played in the state.

FSU AMONG ACC LEADERS IN BLOCKED SHOTS

Led by junior Boris Bojanovsky and his 1.3 blocked shots per game, the Seminoles finished the season ranked fifth in the ACC in blocked shots with 157. The Seminoles ranked 38th nationally with a blocked shots average of 4.6 per game. Florida State's 157 blocked shots marked the seventh consecutive season it has blocked at least 150 shots in a season. Bojanovsky finished the 2014-15 season ranked seventh in the ACC in blocked shots with a 1.3 blocked shots per game average.

SEMINOLES TIE SCHOOL RECORD AGAINST USF

Florida State blocked a school-record tying 15 shots in its 75-62 win over USF at the BB&T Center in Sunrise, Fla., on December 20, 2014. The Seminoles tied the school record of 15 blocked shots which also came against Florida Atlantic on December 3, 1994 and most recently against Virginia Tech on January 10, 2012. Led by a career-high six blocked shots by sophomore Jarquez Smith, the Seminoles blocked more than 20 percent of the Bulls' 66 shots during the game.



BOOKERT LOOKS TO MOVE INTO TOP-25 FOR SINGLE SEASON

Junior Devon Bookert led the Seminoles with a single-season career-high 53 3-point shots made during the 2014-15 season. He is ranked ninth in the ACC in 3-point field goals made (53) and 10th in the ACC in 3-point field goals made per game (1.9). His 53 made 3-point shots are a personal single-season career high as is his 1.9 3-point field goals made per game average as he continues to rank as one of the top long range shooters in school history.

BOOKERT LOOKS TO BECOME ONLY MEMBER IN SELECT GROUP

Devon Bookert, one of the best pure shooters in Florida State history, is ranked as the only player in school history in the top 10 of both the 3-point field goal shooting and free throw shooting percentage categories. He is currently ranked fourth in school history with a career 3-point shooting percentage of .433 and is one of only six Florida State players with a career-3-point shooting percentage above .400 percent. Bookert is also ranked seventh in school history with a career free throw shooting percentage of .802 percent and is one of only seven players in school history with a career free throw shooting percentage of better than 80 percent.

FLORIDA STATE BASKETBALL BY THE NUMBERS

6 Boris Bojanovsky is tied for sixth in school history with 136 career blocked shots. He needs only 24 blocked shots to move into fifth place in school history and needs only 29 blocked shots to move into third place all-time at Florida State.

7 Boris Bojanovsky blocked 67 shots during 2014-15 – the seventh best single season total in school history and is the second best single season total by a Seminole sophomore. His 67 blocked shots ranked behind Solomon Alabi's Seminole sophomore record of 75 blocked shots during the 2009-10 season.

7 Devon Bookert is ranked is seventh in school history with a career free throw shooting percentage of .802 percent and is one of only seven players in school history with a career free throw shooting percentage of better than 80 percent.

12 Junior Montay Brandon doubled his scoring average as a junior (11.8 ppg) after averaging a combined 5.9 ppg as a freshman and sophomore.

12 Xavier Rathan-Mayes scored or averaged in double figures against 12 of the Seminoles' 14 ACC opponents including North Carolina (35 points in one game to lead the team), Wake Forest (21 points in one game to lead the team), Clemson (20.7 ppg in three games to lead the team), Georgia Tech (20.0 points in one game to lead the team) and Miami (20.0 ppg to lead the team).



19 Freshman Robbie Berwick finished his first collegiate season as Florida State's third leading 3-point shooter with 19 made shots from the bonusphere. He was one of only three Seminoles with double digit 3-point shots made during the 2014-15 season. Berwick was also third on the team with 63 3-point shots attempted and a .302 shooting mark from long range.

19 Junior Montay Brandon scored in double figures a career-high 19 times during the 2014-15 season including his single-game career-high point total of 24 against North Florida (Dec. 17). He scored in double figures 14 times during his freshman and sophomore seasons combined.

19 Kiel Turpin closed his Seminole career ranked in the top 25 for two career statistical categories at Florida State – tied for 19th in career field goal shooting percentage (.534) and tied for 23rd in career blocked shots (66).



2014-15 INDIVIDUAL STATISTICS

2014-15 OVERALL STATISTICS

2014-15 Overall Statistics

Record: 17-16 Home: 12-6 Away: 3-7 Neutral: 2-3

Player	G-GS	Min-Avg.	FG-FGA	Pct.	3P-A	Pct.	FT-FTA	Pct.	Off-Def	Tot-Avg.	PF-DQ	AT	TO	BL	ST	Pts.-Avg
Rathan-Mayes, X.	32-30	1,110-34.7	165-397	.416	48-171	.281	98-142	.690	16-96	112-3.5	74-0	137	108	0	35	476-14.9
Thomas, A.	6-5	170-28.3	32-70	.457	4-17	.235	21-29	.724	0-21	21-3.5	14-0	13	16	0	8	89-14.8
Brandon, M.	33-33	1,142-34.6	133-246	.541	5-21	.238	117-174	.672	49-134	183-5.5	59-0	63	76	13	36	388-11.8
Bookert, D.	28-28	983-35.1	85-227	.374	53-135	.393	59-73	.808	13-88	101-3.6	56-1	74	69	3	27	282-10.1
Cofer, P.	33-24	737-22.3	78-171	.456	6-15	.400	67-106	.632	51-98	149-4.5	57-1	6	34	20	9	229-6.9
Smith, J.	33-9	586-17.8	75-149	.503	8-31	.258	45-60	.750	34-61	95-2.9	67-0	13	41	35	8	203-6.2
Bojanovsky, B.	33-0	540-16.4	57-99	.576	0-0	.000	54-80	.675	36-77	113-3.4	62-2	18	27	44	22	168-5.1
Turpin, K.	33-12	411-12.5	71-127	.559	0-0	.000	21-35	.600	36-40	76-2.3	89-1	3	31	23	7	163-4.9
Berwick, R.	33-3	361-10.9	26-89	.292	19-63	.302	9-17	.529	9-25	34-1.0	42-0	22	18	1	12	80-2.4
Ojo, M.	33-21	292-8.8	27-51	.529	0-0	.000	17-44	.386	24-54	78-2.4	44-0	6	28	16	5	71-2.2
Saxton, M.	2-0	4-1.3	2-2	1.000	0-0	.000	0-0	.000	0-1	1-0.3	1-0	0	0	0	0	4-1.3
Watkins, D.	22-0	198-9.0	7-25	.280	1-8	.125	14-21	.667	2-20	22-1.0	25-0	20	17	0	8	29-1.3
Allen, B.	24-0	116-4.8	5-16	.313	3-9	.333	2-2	1.000	4-10	14-0.6	21-0	5	7	2	4	15-0.6
Team									54-56	110	1		6			2
FSU	33	6650	763-1,669	.457	147-470	.313	524-783	.669	328-781	1,109-33.6	612-5	380	478	157	181	2,199-66.6
Opponents	33	6650	766-1,825	.420	193-594	.325	485-692	.701	366-703	1,069-32.4	670-	395	393	85	205	2,210-67.0

2014-15 ACC Statistics

Record: 8-10 Home: 5-4 Away: 3-6

Player	G-GS	Min-Avg.	FG-FGA	Pct.	3P-A	Pct.	FT-FTA	Pct.	Off-Def	Tot-Avg.	PF-DQ	AT	TO	BL	ST	Pts.-Avg
Rathan-Mayes, X.	18-18	648-36.0	102-240	.425	29-97	.299	57-83	.671	8-57	65-3.6	41	72	53	0	23	290-16.1
Bookert, D.	18-18	666-37.0	57-153	.373	38-93	.409	41-52	.788	9-56	65-3.6	40	50	45	2	15	193-1.07
Brandon, M.	18-18	632-35.1	64-127	.504	3-13	.231	61-90	.678	25-77	102-5.7	36	35	43	6	18	192-10.7
Cofer, P.	18-17	405-22.5	41-104	.394	4-8	.500	32-52	.615	26-51	77-4.3	36	3	19	10	4	118-6.6
Smith, J.	18-1	320-17.8	41-82	.500	5-16	.313	20-29	.690	18-35	53-2.9	36	6	24	20	3	107-5.9
Bojanovsky, B.	18-0	315-17.5	30-53	.566	0-0	.000	38-49	.776	21-45	66-3.7	39	9	14	30	12	98-5.4
Turpin, K.	18-2	216-12.0	30-63	.476	0-0	.000	11-18	.611	21-17	38-2.1	49	2	17	10	2	71-3.9
Berwick, R.	18-0	186-10.3	17-45	.378	12-29	.414	3-6	.500	6-11	17-0.9	23	12	14	1	7	49-2.7
Ojo, M.	18-16	148-8.2	11-23	.478	0-0	.000	5-11	.455	15-30	45-2.5	22	5	16	8	1	27-1.5
Allen, B.	14-0	86-6.1	5-12	.417	2-6	.500	2-2	1.000	3-8	11-0.8	16	2	6	2	3	15-1.1
Watkins, D.	9-0	28-3.1	2-5	.400	1-2	.500	1-2	.500	1-0	1-0.1	8	4	3	0	0	6-0.7
Team									32-30	62			3			
FSU	18	3,650	400-907	.441	95-264	.360	271-396	.684	185-417	602-33.4	346-5	200	257	89	88	1,166-64.8
Opponents	18	3,650	416-987	.421	104-318	.327	278-417	.667	213-376	589-32.7	342-	228	182	52	109	1,214-67.4

Score By Halves

All Games	1	2	OT	2OT	Total
Florida State	510	649	7	10	1,166
Opponents	569	632	7	4	1,214

Opponent Rankings -- All Games

Date	Ranking	Opponent	Site	W/L	Score
Dec. 23, 2104	No. 25	Notre Dame	A	L	63-83
Jan. 24, 2015	No. 15	North Carolina	A	L	74-78
Feb. 2, 2015	No. 23	Miami	H	W	55-54
Feb. 9, 2015	No. 4	Duke	H	L	70-73
Feb. 22, 2015	No. 2	Virginia	A	L	41-51
Feb. 28, 2015	No. 17	Louisville	H	L	59-81
March 12, 2015	No. 3	Virginia	N	L	44-58





2014-15 BOX SCORES

GAME 1 -- FLORIDA STATE 81, MANHATTAN 66

TALLAHASSEE, Fla. -- Aaron Thomas led Florida State with a team-high 14 points while Jarquez Smith chipped in 13 points and Montay Brandon added 12 as Florida State defeated Manhattan, 81-66, in the season opener for both teams. Smith and freshman Phil Cofer grabbed six rebounds apiece. Florida State had some trouble with the Jasper's energy early and trailed 23-13 thanks to hot shooting from the outside by Manhattan. Fouls, however, fueled the FSU comeback. The Seminoles knocked down 15 of 20 free-throw attempts in the first half, including 11 during the 24-8 run to close the opening 20 minutes and take a 37-31 lead into the break. Manhattan went cold after the hot start and shot just 25.9 percent for the game. Ashton Pankey scored 14 points and snatched seven rebounds, but no other Jasper reached double-digit points. Florida State shot 50 percent from the field and 32 of 44 free throws. There were 65 fouls combined between the two teams.

Florida State 81, Manhattan 66
Donald L. Tucker Center • Nov. 15, 2014

Manhattan	Min	FG	3FG	FT	O-D	Reb	F	A	T	B	S	Pts.
Richards	31	4-16	3-12	6-8	0-4	4	3	2	0	0	0	17
Pankey	26	2-6	0-0	10-13	2-5	7	3	0	6	0	0	14
Andujar	30	3-7	1-1	2-4	5-4	3	2	5	0	0	0	9
Lawrence	13	1-6	1-2	1-2	0-0	0	2	0	4	1	2	4
Wilson	23	0-2	0-0	6-9	1-0	1	5	2	1	0	2	6
Stores	26	3-7	3-7	0-0	1-0	1	5	0	1	0	1	9
Crawford	7	0-2	0-2	0-0	0-0	0	3	0	0	0	0	0
Akilo	4	1-2	0-0	0-0	1-1	2	2	0	1	0	0	2
Williams	18	2-4	1-2	0-0	0-0	0	3	2	0	0	1	5
Allen	5	0-1	0-0	0-0	2-1	3	5	0	1	0	0	0
Kates	17	0-3	0-2	0-0	1-3	4	1	0	0	0	0	0
Team					2-0	2						
Totals	200	16-56	9-28	25-36	15-18	33	35	8	21	1	6	66

Fl. State	Min	FG	3FG	FT	O-D	Reb	F	A	T	B	S	Pts.
Smith	25	2-2	0-0	9-11	1-5	6	3	1	3	0	0	13
Turpin	23	6-9	0-0	1-1	0-2	2	4	0	2	2	1	13
Bookert	33	3-5	1-2	4-4	0-5	5	2	5	6	0	1	11
Thomas	29	5-9	0-3	4-6	0-2	2	4	4	3	0	1	14
Brandon	20	4-4	0-0	4-5	1-4	5	4	1	2	0	0	12
Cofer	25	0-4	0-1	4-7	1-5	6	2	1	1	1	1	4
Watkins	20	0-0	0-0	3-5	0-2	2	3	1	2	0	3	3
Bojanovsky	4	0-3	0-0	0-0	0-0	0	3	0	0	1	0	0
Berwick	18	3-4	2-3	3-5	0-2	2	4	0	1	0	1	11
Allen	1	0-0	0-0	0-0	0-0	0	0	1	0	0	0	0
Ojo	2	0-0	0-0	0-0	0-0	0	1	0	1	0	0	0
Team					1-1	2						
Totals	200	23-40	3-9	32-44	4-28	32	30	14	21	4	8	81

FG% - Manhattan, .286, Florida State, .575. 3FG% - Manhattan, .321, Florida State, .333. FT% - Manhattan, .694, Florida State, .727. Technical Fouls: Manhattan -- None. Florida State -- Devon Bookert. Referees - Karl Hess, Mike Stuart, Chuck Jones. Attendance: 6,271

Manhattan	31	35	-	66
Florida State	37	44	-	81

GAME 2 -- NORTHEASTERN 76, FLORIDA STATE 73

TALLAHASSEE, Fla. -- David Walker scored 22 points for Northeastern and Quincy Ford finished with 18 points as Northeastern defeated Florida State, 76-73, at the Donald L. Tucker Center. Scott Eatherton added 16 for the Huskies. Florida State trailed 40-38 at halftime after a half that did not have much offensive flow. The Seminoles shot 56.7 percent, but things got choppy after jumping out to an 18-9 lead. While the Florida State offense muddled, the Huskies caught fire from the outside. Northeastern hit 7 of 10 3-pointers in the first half and took its first lead after a 16-4 run was capped by a Walker triple from the corner. The Seminoles went on small runs in the second half, but Northeastern answered every time, including a dunk and subsequent free throw from Walker that gave the Huskies a 69-66 lead they would not relinquish. Aaron Thomas led Florida State with 24 points as Montay Brandon chipped in 16 and Phil Cofer scored 14. Seminole freshman Xavier Rathan-Mayes dribbled into a good look, but missed a 3-pointer as time expired to end the game.

Northeastern 76, Florida State 73
Donald L. Tucker Center • Nov. 18, 2014

NE	Min	FG	3FG	FT	O-D	Reb	F	A	T	B	S	Pts.
Ford	35	7-14	4-7	0-0	3-4	7	2	4	5	0	1	18
Eatherton	31	7-14	0-1	2-4	1-3	4	2	3	1	0	1	16
Walker	39	7-10	4-4	4-4	0-2	2	0	4	1	0	0	22
Williams	27	2-6	1-2	1-2	0-1	1	0	1	3	0	0	6
Stahl	22	2-3	0-0	0-0	0-4	4	2	1	1	0	0	4
Marshall	1	0-0	0-0	0-0	0-0	0	0	0	0	0	0	0
Begley	19	2-3	0-1	2-2	0-1	1	1	4	2	1	1	6
Abakah	2	0-0	0-0	0-0	0-0	0	0	0	0	0	0	0
Spencer	24	1-2	0-0	2-2	0-7	7	5	1	2	1	1	4
Team					2-2	4						
Totals	200	28-52	9-15	11-14	6-24	30	12	18	15	2	4	76

Fl. State	Min	FG	3FG	FT	O-D	Reb	F	A	T	B	S	Pts.
Smith	14	2-4	0-1	0-0	0-0	0	1	0	1	1	1	4
Turpin	9	3-5	0-0	2-2	1-2	3	2	0	0	0	0	8
Bookert	21	1-4	0-2	0-0	0-0	0	1	6	0	2	2	2
Thomas	36	11-19	2-4	0-0	0-6	6	3	3	7	0	6	24
Brandon	30	8-8	0-0	0-1	3-4	7	0	1	1	0	0	16
Cofer	27	6-10	0-0	2-5	2-3	5	2	0	0	2	2	14
Watkins	14	0-1	0-1	0-0	1-0	1	0	2	0	0	0	0
Bojanovsky	23	2-6	0-0	1-2	0-4	4	2	0	0	1	0	5
Rathan-Mayes	16	0-4	0-2	0-0	0-0	0	2	3	2	0	0	0
Berwick	4	0-1	0-0	0-0	1-0	1	0	0	0	0	0	0
Ojo	6	0-0	0-0	0-0	0-2	2	1	0	1	0	0	0
Team					1-0	1						
Totals	200	33-62	2-10	5-10	9-21	30	14	15	12	4	11	73

FG% - Northeastern, .538, Florida State, .532. 3FG% - Northeastern, .600, Florida State, .200. FT% - Northeastern, .786, Florida State, .500. Technical Fouls: Northeastern -- None. Florida State -- None. Referees - Roger Ayers, Jerry Heater, Dwayne Gladden

Northeastern	40	36	-	76
Florida State	38	35	-	73

GAME 3 -- PROVIDENCE 80, FLORIDA STATE 54

UNCASVILLE, Ct. -- Aaron Thomas led Florida State with 16 points and Montay Brandon had 13 points for Florida State but Providence defeated the Seminoles, 80-54, in the third round of the Naismith Basketball Hall of Fame Tip-Off at Mohegan Sun Arena. The Friars scored five points in the first minute of the game and then jumped out to an 11-0 lead with 15:24 remaining before halftime. Kris Dunn, a 6-3 sophomore scored 15 points; he was joined by teammates LaDontae Henton (24 points) and Jalen Lindsey (15 points). The Friars were never forced to look back against the Seminoles. Henton was 8-for-11 from the field and scored 19 of his points in the second half after Providence had bolted to a 34-19 lead at halftime. Lindsey, who had been slowed earlier in the season by a dislocated finger on his shooting hand, hit four of his five 3-pointers in the second half to take care of the outside scoring.

Providence 80, Florida State 54
Mohegan Sun Arena • Nov. 22, 2014

Fl. State	Min	FG	3FG	FT	O-D	Reb	F	A	T	B	S	Pts.
Smith	11	1-4	0-1	0-0	2-0	2	3	0	0	0	0	2
Turpin	2	0-0	0-0	0-0	0-0	0	2	0	0	0	0	0
Bookert	10	0-3	0-1	0-0	0-0	0	1	0	1	0	0	0
Thomas	36	4-14	1-0	7-9	0-5	5	2	1	1	0	1	16
Brandon	34	5-8	0-0	3-5	2-5	7	1	0	3	1	1	13
Cofer	26	2-3	0-0	3-3	2-1	3	1	0	1	0	1	7
Watkins	13	2-2	0-0	0-0	0-2	2	2	0	4	0	1	4
Bojanovsky	17	0-1	0-5	0-0	0-2	2	1	0	2	1	0	0
Rathan-Mayes	26	1-6	1-1	2-2	0-1	1	1	5	2	0	0	5
Berwick	8	0-1	0-1	0-2	0-1	1	2	0	0	0	0	0
Allen	2	0-0	0-0	0-0	0-0	0	1	0	0	0	0	0
Ojo	15	3-4	0-0	1-5	0-1	1	2	0	0	0	2	7
Team					4-0	4						
Totals	200	18-46	2-12	16-26	10-18	28	19	6	15	2	6	54

Prov.	Min	FG	3FG	FT	O-D	Reb	F	A	T	B	S	Pts.
Henton	36	9-16	1-6	5-5	4-6	10	1	1	4	0	4	24
Harris	33	2-5	0-1	2-3	0-5	5	4	2	0	0	0	6
Desrosiers	25	2-4	1-1	4-4	0-6	6	4	1	1	2	1	9
Dunn	30	7-15	0-1	1-4	2-1	3	2	9	4	1	1	15
Cartwright	25	1-3	0-1	0-0	0-0	0	1	3	2	0	3	2
Bentli	10	1-2	0-1	0-0	1-0	1	4	0	0	0	0	2
Woodring	1	0-0	0-0	0-0	0-0	0	0	1	0	0	0	0
Chukwu	7	0-1	0-0	0-0	0-0	0	2	1	1	1	0	0
Lindsey	26	5-6	5-6	0-0	0-1	1	2	0	0	0	0	15
Bancroft	1	2-2	2-2	0-0	0-0	0	1	0	0	0	0	6
Lomomba	5	0-0	0-0	0-0	0-1	1	0	1	0	0	0	0
Planek	1	0-0	0-0	1-2	0-1	1	0	0	0	0	0	1
Team					4-2	6						
Totals	200	29-54	9-19	13-18	11-23	34	22	18	12	4	9	80

FG% - Florida State, .392, Providence, .537. 3FG% - Florida State, .167, Providence, .474. FT% - Florida State, .615, Providence, .722. Technical Fouls: Florida State -- None. Providence, None. Referees - D.J. Carstensen, Ken Clark, Will Bush. Attendance: 7,815

Florida State	19	35	-	54
Providence	34	46	-	80

GAME 4 -- UMASS 75, FLORIDA STATE 69

UNCASVILLE, Ct. -- Jabriera Hinds and Trey Davis combined to hit five or six free throws in the final 29.4 seconds as UMass (4-1) held on for a 75-69 victory over Florida State in the Hall of Fame Tip-Off Classic at the Mohegan Sun Arena. Hinds and freshman Donte Clark came off the bench to lead UMass with 15 points each. They combined to make 12 of 14 free throws, and the Minutemen were 23 of 30 from the line as a team. Center Cady Lalanne added 14 points while Florida State lost its third consecutive game. Xavier Rathan-Mayes led the Seminoles with 22 points, but missed a pair of free throws with 15.1 seconds remaining and UMass leading 73-69. He rebounded the second miss and then missed a 3-point attempt. Boris Bojanovsky came off the bench to score 18 points for Florida State, which scored the first eight points of the game on the way to a 35-34 halftime lead. The first half was an exhibition of poor shooting by both teams. UMass made 12 of 31 shots from the field (38.7 percent), and Florida State was only slightly better connecting on 14 of 35 attempts (40 percent). UMass was 1 for 7 from 3-point range, but the Seminoles came up empty on their three shots beyond the arc.

UMass 75, Florida State 69
Mohegan Sun Arena • Nov. 23, 2014

UMass	Min	FG	3FG	FT	O-D	Reb	F	A	T	B	S	Pts.
Esho	17	3-7	0-0	2-5	2-3	5	4</					



2014-15 BOX SCORES

GAME 5 -- FLORIDA STATE 66, THE CITADEL 55

TALLAHASSEE, Fla. -- Freshman Xavier Rathan-Mayes scored 26 points and led Florida State to a 66-55 win over The Citadel at the Donald L. Tucker Center. His career-high followed a 22-point effort in a loss to Providence last week. Montay Brandon finished with 19 points and eight rebounds as Florida State played without starters Aaron Thomas and Devon Bookert. Brandon assumed a leadership role as the only returning starter on the floor at tip-off. His 19 points were a career-high and the 38 minutes played matched a career-high Ashton Moore led The Citadel (2-3) with 17 points while P.J. Morgan added 12 points and six rebounds. The Citadel trailed by 10 points with five minutes remaining, but a pair of 3-pointers from Jake Wright made it a two-possession game before FSU pulled away. Rathan-Mayes hit a fade-away midrange jumper with one minute remaining to push the lead to 60-53. He scored the final six points of the game for Florida State. The Bulldogs were swarmed by an athletic Florida State defense but still shot 47 percent from the field while on the opposite end, the Seminoles shot 60.5 percent. A smaller Citadel team was only outrebounded 23-22.

Florida State 66, The Citadel 55
Donald L. Tucker Center • Nov. 25, 2014

Box score table for Florida State vs The Citadel. Columns include Player, Min, FG, 3FG, FT, O-D, Reb, F, A, T, B, S, Pts. Totals: 200 22-47 7-17 4-6 8-14 22 20 12 13 1 4 55

Box score table for Florida State vs Florida State. Columns include Player, Min, FG, 3FG, FT, O-D, Reb, F, A, T, B, S, Pts. Totals: 200 23-38 6-14 14-20 6-17 23 12 10 10 2 6 66

FG% - The Citadel, .468, Florida State, .605. 3FG% - The Citadel, .412, Florida State, .429. FT% - The Citadel, .667, Florida State, .700. Technical Fouls: The Citadel -- None. Florida State -- None. Referees - Les Jones, Louis Andrankokos, Anthony Franklin. Attendance: 5,137

Summary table showing The Citadel 19 36 - 55 and Florida State 22 44 - 66.

GAME 6 -- FLORIDA STATE 58, CHARLESTON SOUTHERN 47

TALLAHASSEE, Fla. -- The Florida State Seminoles found the defensive groove they have been searching for as they held Charleston Southern to just 29.6 percent shooting during a 58-47 victory. Freshman Xavier Rathan-Mayes scored a game-high 16 points on 6 of 15 shooting from the floor to lead Florida State. He has led the team in scoring the last three games. Rathan-Mayes has had the green light to shoot with Florida State down two veteran starters, Montay Brandon scored nine for the Seminoles and point guard Dayshawn Watkins led the team with eight rebounds. The 58 points scored were the second fewest of the season for Florida State, but the Buccaneers shot just 16 of 54 from the field, including 8 for 31 from behind the 3-point line. Danny Upchurch and Saah Nimley led Charleston Southern with 10 points apiece.

Florida State 58, Charleston Southern 47
Donald L. Tucker Center • Nov. 28, 2014

Box score table for Florida State vs Charleston Southern. Columns include Player, Min, FG, 3FG, FT, O-D, Reb, F, A, T, B, S, Pts. Totals: 200 16-54 8-31 7-13 15-25 40 28 8 18 1 5 47

Box score table for Florida State vs Florida State. Columns include Player, Min, FG, 3FG, FT, O-D, Reb, F, A, T, B, S, Pts. Totals: 200 15-54 8-31 7-13 15-25 40 28 8 18 1 5 47

Box score table for Florida State vs Charleston Southern. Columns include Player, Min, FG, 3FG, FT, O-D, Reb, F, A, T, B, S, Pts. Totals: 200 16-43 2-16 24-34 8-26 34 17 7 12 3 6 58

FG% - Charleston Southern, .296, Florida State, .372. 3FG% - Charleston Southern, .258, Florida State, .125. FT% - Charleston Southern, .538. Florida State, .706. Technical Fouls: Charleston Southern -- Paul Gombwuer. Florida State -- Xavier Rathan-Mayes. Referees - Lamar Simpson, Gary Prager, Bob Testa. Attendance: 5,660

Summary table showing Charleston Southern 17 30 - 47 and Florida State 29 29 - 58.

GAME 7 -- NEBRASKA 70, FLORIDA STATE 65

TALLAHASSEE, Fla. -- Terran Petteway tied a season-high with 25 points and Shavon Shields had 21 and eight rebounds as Nebraska held off a furious rally to defeat Florida State 70-65 on Monday night in the ACC/Big Ten Challenge. Nebraska led 37-21 at the half, but Florida State 15 of 29 (51.7 percent) in the second half to chip away at the Cornhuskers' lead. The Seminoles closed within one, 62-61, with 2:18 left after a pair of Aaron Thomas free throws. A David Rivers layup and a Tarin Smith 3-pointer helped Nebraska put Florida State away. Xavier Rathan-Mayes scored 17 points, but made just 2-of-11 3-pointers for Florida State. Boris Bojanovsky had 10 points and added season-high 10 rebounds. Florida State could not overcome its first-half struggles; shooting just 28 percent (7-of-25) overall and going 0 for 10 from 3-point range in the first half. Nebraska won its third straight game despite losing Petteway and Tai Webster, who fouled out in the game's final 2:25. The Cornhuskers led 62-59 at that point. Shields had 15 points in the first half while Petteway had 14 points -- scoring 29 of Nebraska's 37 first-half points.

Nebaska 70, Florida State 65
Donald L. Tucker Center • Dec. 1, 2014

Box score table for Nebraska vs Florida State. Columns include Player, Min, FG, 3FG, FT, O-D, Reb, F, A, T, B, S, Pts. Totals: 200 24-58 7-19 15-19 8-22 30 28 12 13 1 7 70

Box score table for Florida State vs Florida State. Columns include Player, Min, FG, 3FG, FT, O-D, Reb, F, A, T, B, S, Pts. Totals: 200 22-54 2-18 19-32 14-27 41 17 10 17 3 6 65

FG% - Nebraska, .414, Florida State, .407. 3FG% - Nebraska, .368, Florida State, .111. FT% - Nebraska, .789, Florida State, .594. Technical Fouls: Nebraska -- None. Florida State -- None. Referees - Karl Hess, Mike Eades, Michael Roberts. Attendance: 6,406.

Summary table showing Nebraska 37 33 - 70 and Florida State 21 44 - 65.

GAME 8 -- FLORIDA STATE 96, UCF 73

TALLAHASSEE, Fla. -- Junior Montay Brandon scored a 23 points and fellow junior Aaron Thomas added 22 as the Seminoles rolled to a 96-73 win over UCF at the Donald L. Tucker Center. Brandon hit 10 of 12 field-goal tries and also led the Seminoles with six rebounds. Thomas knocked down 10 of his 17 shots as Florida State finished with a 62.1 shooting percentage. Seminole sophomore Jarquez Smith scored a career-high 16 points and 7-foot Kiel Turpin added 10, all in the first half. Two other 7-footers, Michael Ojo and Boris Bojanovsky, combined for another nine points and seven rebounds. Dayshawn Watkins, who has picked up playing minutes in the absence of injured guard Devon Bookert, dished out a game-high six assists for the Seminoles. UCF also got good play from a quartet of guards. Brandon Goodwin led UCF with 16 points, making six of his eight shots. B.J. Taylor and Adonys Henriquez each added 14 while Daiquan Walker finished with 12. Florida State took control of the game early and led by as many as 13 in the opening half and held a 47-37 at the break. Its biggest lead came with 4:17 left at 87-62. The Seminoles had a 42-25 rebound advantage.

Florida State 96, UCF 73
Donald L. Tucker Center • Dec. 6, 2014

Box score table for Florida State vs UCF. Columns include Player, Min, FG, 3FG, FT, O-D, Reb, F, A, T, B, S, Pts. Totals: 200 25-61 6-16 17-21 7-18 25 17 7 12 4 5 73

Box score table for Florida State vs Florida State. Columns include Player, Min, FG, 3FG, FT, O-D, Reb, F, A, T, B, S, Pts. Totals: 200 41-66 3-12 11-20 12-30 42 15 20 12 7 5 96

FG% - UCF, .410, Florida State, .621. 3FG% - UCF, .375, Florida State, .250. FT% - UCF, .810, Florida State, .550. Technical Fouls: UCF -- None. Florida State -- None. Referees - Tim Nestor, Ray Styons, Clarence Armstrong. Attendance: 5,732

Summary table showing UCF 37 36 - 73 and Florida State 47 49 - 96.

GAME 9 -- NOTRE DAME 83, FLORIDA STATE 63

NOTRE DAME, Ind. -- Montay Brandon scored 14 points and Devon Bookert added 11 in his first game back from a foot injury, but it was not enough in Florida State's 83-63 loss at No. 25 Notre Dame. Zach Auguste scored a career-high 26 points and Notre Dame made more than half its shorts, beating Florida State in the Atlantic Coast Conference opener for both teams. Jerian Grant and Demetrius Jackson each finished with 18 points for the Irish. Notre Dame took control with an 18-2 run midway through the first half, put together another big burst in the second half and wound up hitting 31 of 60 shots overall. Grant and Jackson both scored seven points as the Irish went on a 20-4 run midway through the second half. Jackson's dunk on a fast break made it 60-38, Auguste shot 11 of 15 and had seven rebounds. Bookert, who missed five straight games, did most of his damage from the 3-point line, where he finished 3 for 7. Auguste finished the first half with a slam-dunk to give the Irish and eight-point lead, then opened the second half with a layup. The Seminoles cut the lead to 40-34 on a pair of free throws by Jarquez Smith before Grant and Jackson took over. Smith scored eight points for the Seminoles and redshirt freshman Xavier Rathan-Mayes had nine. It looked early on as if Florida State might dominate inside. The Seminoles had twice as many rebounds in the opening minutes and took a 19-15 lead on a layup by Boris Bojanovsky. Auguste got the Irish going with a dunk.

Notre Dame 83, Florida State 63
Purcell Pavilion at Joyce Center • Dec. 14, 2014

Box score table for Florida State vs Notre Dame. Columns include Player, Min, FG, 3FG, FT, O-D, Reb, F, A, T, B, S, Pts. Totals: 200 25-63 7-19 6-8 12-25 37 14 12 10 1 3 63

Box score table for Florida State vs Florida State. Columns include Player, Min, FG, 3FG, FT, O-D, Reb, F, A, T, B, S, Pts. Totals: 200 25-63 7-19 6-8 12-25 37 14 12 10 1 3 63

2014-15 BOX SCORES

Berwick	3	0-1	0-1	0-0	0-0	0	1	0	0	0	0	0	0	0	0	0	0	0	0
Team						1-6	7		1										
Totals	200	19-43	6-14	11-19	11-19	30	17	10	19	5	4	55							

MSU	Min	FG	3FG	FT	O-D	Reb	F	A	T	B	S	Pts.
Ndoye	11	1-2	0-0	0-0	1-0	1	5	0	0	0	0	2
Black	24	1-2	0-0	0-0	0-0	0	2	1	1	0	1	2
Ready	19	6-7	0-0	2-2	1-0	1	4	1	2	0	3	14
Daniels	27	5-9	1-4	1-1	1-4	5	3	1	2	0	2	12
Sword	22	3-9	0-2	2-2	0-1	1	1	2	1	0	0	8
Thomas	18	1-8	1-5	2-2	0-2	2	1	0	0	1	1	5
Houston	12	0-2	0-2	0-0	0-0	0	1	0	0	1	0	0
Bloodman	22	1-3	0-1	0-0	0-2	2	2	2	3	0	1	2
Ware	25	4-7	0-0	2-2	1-7	8	1	0	1	2	2	10
Johnson	20	2-3	0-0	3-4	3-3	6	3	0	2	0	0	7
Team						2-0	2					
Totals	200	24-52	2-14	12-13	9-19	28	23	7	12	4	10	62

FG% - Florida State, .442, Mississippi State, .462. 3FG% - Florida State, .429, Mississippi State, .143. FT% - Florida State, .579, Mississippi State, .923. Technical Fouls: Florida State - None. Mississippi State - None. Referees - Tony Greene, Chuck Jones, Lee Cassell. Attendance: 5756

Florida State	25	30	-	55
Mississippi State	22	40	-	62

GAME 15 - FLORIDA STATE 86, VIRGINIA TECH 75

TALLAHASSEE, Fla. -- Xavier Rathan-Mayes scored 18 of his 22 points in the first half as Florida State pulled ahead early and never looked back, beating Virginia Tech 86-75. Devon Bookert had 16 points for the Seminoles, who shot 19 of 26 (73.1 percent) in the first half and made 7 of 10 3-pointers. Robbie Berwick, who was averaging 2.6 points coming into the game, had a season-high 13 points for Florida State. Rathan-Mayes shot 8 of 14 from the floor and Berwick made 5 of 8 shots as the freshmen helped Bookert carry the scoring load. Florida State jumped to a 53-45 lead at halftime and was in control the rest of the way. Virginia Tech cut the lead to 70-63 with 6:44 to go on a dunk by Satchel Pierce, but that was the closest the Hokies would come. Virginia Tech committed 24 personal fouls, which the Seminoles converted into 24 of 35 free throws (68.6 percent). Florida State outrebounded the Hokies 42-22, including 15 offensive boards.

Florida State 86, Virginia Tech 75
Donald L. Tucker Center • Jan. 6, 2015

VT	Min	FG	3FG	FT	O-D	Reb	F	A	T	B	S	Pts.
Henry	10	0-0	0-0	2-2	0-1	1	2	0	1	1	1	2
Smith	32	8-18	5-10	3-3	3-1	4	2	1	1	0	0	24
Bibbs	38	8-17	4-9	5-7	0-3	2	5	2	2	0	1	25
Wilson	35	2-5	0-0	2-4	0-1	1	4	7	0	0	1	6
Hill	26	1-5	0-2	1-2	0-2	2	1	0	1	0	1	3
Muller	8	0-2	0-2	0-0	1-3	4	1	0	0	0	0	0
Pierce	22	2-5	0-0	1-3	3-0	3	4	1	1	1	0	5
Hudson	9	1-3	0-2	2-2	1-0	1	2	0	0	0	0	4
Johnston	20	2-3	2-3	0-0	0-1	1	3	3	0	0	0	6
Team						0-2	2					
Totals	200	24-58	11-28	16-23	8-14	22	24	14	6	2	4	75

Fl. State	Min	FG	3FG	FT	O-D	Reb	F	A	T	B	S	Pts.
Cofer	18	3-7	0-0	3-4	4-3	7	3	1	0	1	0	9
Ojo	4	0-0	0-0	1-2	1-1	2	1	0	1	0	0	1
Bookert	40	4-10	4-7	4-4	0-7	7	1	2	1	0	2	16
Rathan-Mayes	37	8-14	2-6	4-5	0-2	2	1	3	4	0	0	22
Brandon	25	2-5	0-0	6-8	1-7	8	3	0	2	0	1	10
Watkins	5	0-0	0-0	0-0	0-0	0	9	1	2	0	0	0
Smith	17	1-1	0-0	0-2	1-1	2	9	2	1	1	0	2
Turpin	16	2-5	0-0	3-5	3-1	4	5	0	3	2	0	7
Bojanovsky	16	2-2	0-0	2-3	0-1	1	1	0	0	2	0	6
Berwick	22	5-8	2-3	1-2	3-1	6	2	2	0	0	1	13
Team						1-1	3					
Totals	200	27-52	8-16	24-35	15-27	42	17	11	14	6	4	86

FG% - Virginia Tech, .414, Florida State, .519. 3FG% - Virginia Tech, .393, Florida State, .500. FT% - Virginia Tech, .696, Florida State, .686. Technical Fouls: Virginia Tech - None. Florida State - None. Referees - Jamie Luckie, Michael Roberts, Lamar Simpson. Attendance: 6,353

Virginia Tech	45	30	-	75
Florida State	53	33	-	86

GAME 16 - SYRACUSE 70, FLORIDA STATE 57

SYRACUSE, N.Y. -- Syracuse's junior guard Trevor Cooney scored a season-high 28 points on a season-best second 3-pointers to lead the Orange to a 70-57 win over Florida State in the Carrier Dome. The win was SU's sixth straight. Cooney entered the game hitting 36 percent from the 3, but he was hot from the start, hitting a jumper to tie the game at 2 and his first 3-pointer at 16:50. Another 3 extended the Orange lead to 15-8 and his third 3 of the first half ballooned the Orange lead to 23-12 with 8:44 to go. Cooney's final 3 of the half gave the Orange its biggest lead at that point, 33-16, with under four minutes to go. In all, he was 4 of 7 from the 3-point line in the first half to help lead Syracuse to a 35-22 lead at the break. He followed that with a 3-for-4 performance from beyond the arc in the second half and key a 19-10

Orange run after the Seminoles had cut the lead to 51-42 with 10:55 to go in the game. Cooney had nine points during that spurt. Rakeem Christmas registered his fifth double-double of the season with 14 points and 11 rebounds and Michael Gbinije added 11 points and nine rebounds. Christmas also had five blocked shots. Xavier Rathan-Mayes led Florida State with 14 points and Boris Bojanovsky had 10 points and four blocks.

Syracuse 70, Florida State 57
Carrier Dome • Jan. 11, 2015

Fl. State	Min	FG	3FG	FT	O-D	Reb	F	A	T	B	S	Pts.
Rathan-Mayes	32	6-14	1-5	1-2	1-3	4	3	2	2	0	2	14
Brandon	38	2-7	0-1	5-8	1-6	7	2	4	1	1	0	9
Ojo	7	1-2	0-0	0-0	1-0	1	2	1	1	0	0	2
Cofer	24	1-3	0-0	3-6	2-3	5	3	0	3	0	0	5
Bookert	40	2-12	0-6	2-2	1-4	5	2	5	1	0	0	6
Smith	14	1-2	0-1	0-0	2-2	4	4	0	1	0	0	2
Turpin	7	0-2	0-0	2-2	0-1	1	0	0	0	0	0	2
Bojanovsky	25	5-5	0-0	0-1	0-2	2	1	0	0	4	1	10
Berwick	13	3-6	1-3	0-0	0-1	1	1	0	4	0	1	7
Team						2-3	5					

Totals	200	21-53	2-16	13-21	10-25	35	18	12	13	5	4	57
---------------	------------	--------------	-------------	--------------	--------------	-----------	-----------	-----------	-----------	----------	----------	-----------

Syracuse	Min	FG	3FG	FT	O-D	Reb	F	A	T	B	S	Pts.
Gbinije	40	4-12	2-3	1-2	1-8	9	2	5	1	0	1	11
McCullough	8	1-2	0-0	2-2	0-1	1	1	0	1	0	4	4
Christmas	35	5-13	0-0	4-6	4-7	11	4	2	2	5	1	14
Cooney	39	9-16	7-11	3-4	0-1	1	2	2	1	0	3	28
Joseph	32	1-4	0-0	3-4	1-1	2	1	7	1	0	2	5
Patterson	9	1-4	1-3	0-0	0-1	1	0	2	0	0	0	3
Roberson	32	1-5	0-0	3-4	2-7	9	1	0	1	0	0	5
Obokoh	5	0-1	0-0	0-0	1-0	1	4	0	0	0	0	0
Team						2-2	4					
Totals	200	22-57	10-17	16-22	11-28	39	15	18	8	6	7	70

FG% - Florida State, .396, Syracuse, .386. 3FG% - Florida State, .125, Syracuse, .588. FT% - Florida State, .619, Syracuse, .727. Technical Fouls: Florida State - None. Syracuse - None. Referees - Bryan Kersey, Brian O'Connell, Michael Stephens. Attendance: 24,257

Florida State	22	35	-	57
Syracuse	35	35	-	70

GAME 17 - PITTSBURGH 73, FLORIDA STATE 64

PITTSBURGH, Pa. -- Michael Young scored 16 points to go with 12 rebounds and Pittsburgh received a big lift off the bench from forward Aron Philips-Nwankwo in the second half to pull away from Florida State 73-64. Philips-Nwankwo scored a career-high seven points and sparked a decisive 16-3 run as the Panthers shut down the Seminoles in the second half. Chris Jones added 15 points for Pitt, which outrebounded Florida State 39-31 and held the Seminoles to just 32 percent shooting (10 of 31) in the second half. Freshman Phil Cofer scored a career-high 21 points for Florida State but the Seminoles went nearly nine minutes without a field goal in the second half as Pitt took control. The Panthers clamped down on the defensive end, holding the Seminoles in check while Pitt slowly pulled away. Jamel Artis hit a baseline jumper and then a reverse lay-up to push the Panthers in front 57-44. Florida State's Kiel Turpin finally tipped in a miss that ended an 8:50 field-goal drought but the Seminoles never drew closer than seven points the rest of the way. Florida State led by as much as eight during the sometimes-frantic first half.

Pittsburgh 73, Florida State 64
Peterson Events Center • Jan. 14, 2015

Fl. State	Min	FG	3FG	FT	O-D	Reb	F	A	T	B	S	Pts.
Cofer	30	7-13	1-1	6-10	4-7	11	2	2	2	1	0	21
Ojo	7	0-0	0-0	1-2	1-1	2	4	1	0	0	0	1
Bookert	38	4-9	3-6	2-2	0-1	1	1	2	2	0	1	13
Rathan-Mayes	35	3-9	0-2	2-2	0-1	1	1	3	0	0	2	8
Brandon	36	3-6	0-1	6-8	2-2	4	2	3	1	0	0	12
Watkins	7	1-3	0-1	1-2	0-0	0	4	0	0	0	0	3
Smith	10	0-1	0-0	0-0	0-2	2	2	0	2	1	0	0
Turpin	12	2-4	0-0	0-0	0-1	1	4	0	0	1	0	4
Bojanovsky	16	1-4	0-0	0-1	1-4	5	1	0	0	3	0	2
Berwick	9	0-2	0-0	0-0	0-0	0	1	2	1	1	1	0
Team						2-2	4					
Totals	200	21-51	4-11	18-27	10-21	31	22	13	7	7	4	64

Pitt	Min	FG	3FG	FT	O-D	Reb	F	A	T	B	S	Pts.
Artis	26	5-6	2-2	1-2	1-2	4	4	1	0	0	0	13
Young	34	5-11	0-0	6-8	8-4	12	1	0	0	1	1	16
Robinson	31	1-6	0-2	4-8	0-2	2	2	3	2	0	0	6
Wright	31	3-9	0-1	4-7	1-6	7	2	3	1	0	1	10
Jones	36	5-10	1-4	4-6	2-4	6	3	4	0	1	1	15
Randall	1	0-0	0-0	0-0	0-0	0	1	0	0	0	0	0
Newkirk	19	2-5	0-1	0-0	1-2	3	3	2	3	0	0	4
Phillips-Nwan	12	2-3	0-0	3-3	1-1	2	4	0	0	0	1	7
Jeter	4	0-2	0-0	0-0	0-0	0	1	0	0	0	0	0
Uchebo	6	1-3	0-0	0-0	1-2	3	0	0	0	0	0	2
Team						0-1	1					
Totals	200	24-55	3-10	22-32	15-24	39	21	13	6	2	4	73

FG% - Florida State, .412, Pitt, .436. 3FG% - Florida State, .364, Pitt, .300. FT% - Florida State, .667, Pitt, .688. Technical Fouls: Florida State - Jaquez Smith, Montay Brandon. Pitt - Wright. Referees - Roger Ayers, Tim Clougherty, Joe Lindsay. Attendance: 10,989

Florida State	32	32	-	64
Pitt	33	40	-	73

GAME 18 - NC STATE 72, FLORIDA STATE 63

TALLAHASSEE, Fla. -- Trevor Lacey scored 17 points, including five in the final 1:22, and Ralston Turner finished with 15 as NC State held off a Florida State second-half rally to escape with a 72-63 victory. Lacey sank two free throws with 1:22 left to give his team a 67-63 lead and his jumper with 31 seconds left boosted the Wolfpack to a 69-63 lead. The Wolfpack led by as many as 19 on the way to a 42-30 halftime lead, but Florida State caught up at 60 on Brandon Allen's tip-in with four minutes left. Allen, a little-used former minor league baseball player whose dad starred at Florida State in the 1980s, followed Phil Cofer's miss, but NC State's Turner hit a trey from the corner to get the Wolfpack back into the lead at 63-60 and NC State had the lead for good. Taking advantage of their inside game, the Wolfpack built a 34-15 lead en route to their 12-point advantage at the half, shooting 56.3 percent while Florida State shot a 39.1 percent before the break. Lacey, the Wolfpack's leading scorer on the season, hit 3 of 4 3-point tries and led the way with 11 first-half points for NC State. Bookert was perfect on three long-range attempts in the opening half to lead the Seminoles with nine points. But NC State held him to a single basket in the second half when Bookert missed four attempts from 3-point distance.

NC State 72, Florida State 63
Donald L. Tucker Center • Jan. 17, 2015

NC State	Min	FG	3FG	FT	O-D	Reb	F	A	T	B	S	Pts.
Abu</												



2014-15 BOX SCORES

Fl. State	Min	FG	3FG	FT	O-D	Reb	F	A	T	B	S	Pts.
Cofer	27	1-4	0-1	3-4	0-3	3	0	0	1	1	0	5
Ojo	12	1-2	0-0	0-0	0-2	2	4	0	2	0	0	2
Bookert	35	4-9	2-6	4-5	0-3	3	3	1	1	0	0	14
Rathan-Mayes	39	7-15	1-4	2-2	0-5	5	2	9	4	0	4	17
Brandon	36	2-5	0-1	3-3	1-3	4	1	1	3	0	2	7
Watkins	1	0-0	0-0	0-0	0-0	0	1	0	0	0	0	0
Smith	14	3-6	0-1	0-0	1-2	3	4	0	1	1	0	6
Turpin	22	3-4	0-0	0-0	2-1	3	4	0	2	1	0	6
Bojanovsky	5	1-1	0-0	0-0	0-2	2	5	0	0	1	0	2
Berwick	4	0-0	0-0	0-0	0-0	0	0	0	0	0	0	0
Allen	5	0-0	0-0	0-0	0-0	0	0	0	1	0	0	0
Team						2-5						7
Totals	200	22-46	3-13	12-14	6-26	32	24	11	16	4	6	6

Clemson	Min	FG	3FG	FT	O-D	Reb	F	A	T	B	S	Pts.
Blossomgame	32	3-10	1-4	3-4	6-2	8	1	0	4	0	1	10
Grantham	35	5-10	1-4	0-3	1-3	4	2	1	2	0	1	11
Nnoko	24	1-1	0-0	0-2	0-2	2	2	1	0	1	0	2
Hall	37	3-9	1-4	5-8	0-2	2	4	3	1	0	2	12
Harrison	29	2-10	2-6	1-4	0-2	2	1	0	2	0	2	7
Ajukwa	3	0-0	0-0	0-0	0-0	0	2	0	0	0	0	0
DeVoe	6	0-0	0-0	1-2	0-0	0	0	1	0	0	0	1
Roper	16	1-7	0-1	0-0	0-0	0	2	1	0	0	2	2
Smith	9	0-1	0-0	2-2	0-4	4	1	0	0	0	1	2
Djitte	9	2-2	0-0	4-6	3-1	4	3	0	0	0	0	8
Team						2-3						5
Totals	200	17-50	5-19	16-31	14-17	31	16	8	10	1	7	55

FG% - Florida State, .478; Clemson, .340. 3FG% - Florida State, .231; Clemson, .263. FT% - Florida State, .857; Clemson, .516. Technical Fouls: Florida State -- None. Clemson -- None. Referees - Jamie Luckie, Doug Shows, Mike Stuart. Attendance: 6,993

Florida State	28	31	-	59
Clemson	22	33	-	55

GAME 20 -- NORTH CAROLINA 78, FLORIDA STATE 74

CHAPEL HILL, N.C. -- Brice Johnson had 18 points and 14 rebounds to help the 15th-ranked Tar Heels survive a 35-point performance from Florida State freshman Xavier Rathan-Mayes and beat the Seminoles 78-74 at the Dean E. Smith Center. Johnson earned his fourth double-double despite playing just 23 minutes due to first-half trouble. Marcus Paige scored 19 points to help the Tar Heels win their fifth straight league game. They led nearly all day, though Rathan-Mayes hit three 3-pointers in the final 36 seconds to keep FSU in it to the horn. Rathan-Mayes' 35 points were a school freshman record and were the most by an UNC opponent in the Smith Center in nearly nine years. His last 3 cut the deficit to 75-72 with about 17 seconds left, but FSU got no closer. Rathan-Mayes scored 22 second-half points and finished 14-for-26 from the field while the rest of the Seminoles shot 13-for-35. "I think it all came together for him," Florida State coach Leonard Hamilton said. "And we really needed every one of his points to stay close."

North Carolina 78, Florida State 74 Dean E. Smith Center • Jan. 24, 2015

Fl. State	Min	FG	3FG	FT	O-D	Reb	F	A	T	B	S	Pts.
Cofer	16	1-3	0-0	2-2	0-1	1	1	0	0	0	0	4
Ojo	5	2-2	0-0	0-1	2-1	3	1	0	0	0	0	4
Bookert	35	4-12	3-9	0-0	3-4	7	3	2	3	0	0	11
Rathan-Mayes	38	14-26	5-11	2-5	0-5	5	2	4	3	0	2	35
Brandon	38	2-10	0-1	5-5	0-3	3	3	1	1	0	0	9
Smith	23	3-3	0-0	3-4	1-5	6	1	0	1	3	0	9
Turpin	16	0-2	0-0	0-0	1-1	2	2	0	0	1	0	0
Bojanovsky	19	1-1	0-0	0-0	0-0	0	4	0	1	2	1	2
Berwick	8	0-2	0-2	0-0	0-0	0	2	1	1	0	1	0
Allen	1	0-0	0-0	0-0	0-0	0	1	0	0	0	0	0
Watkins	1	0-0	0-0	0-0	0-0	0	0	0	0	0	0	0
Team						4-4						8
Totals	200	27-61	8-23	12-17	11-24	35	20	8	10	6	4	74

UNC	Min	FG	3FG	FT	O-D	Reb	F	A	T	B	S	Pts.
Tokoto	34	4-6	0-0	1-2	0-3	3	3	3	0	1	1	9
Johnson	23	7-9	0-0	4-7	4-10	14	3	0	2	0	0	18
Meeks	30	4-9	0-0	4-4	1-6	7	2	1	0	1	0	12
Jackson	34	6-15	0-3	2-2	2-2	4	2	3	1	1	0	14
Paige	35	6-13	2-5	5-6	0-2	2	1	3	1	0	2	19
Hicks	18	0-4	0-0	2-2	1-1	2	2	0	0	1	0	2
Britt	14	2-4	0-0	0-0	0-0	0	3	3	1	0	0	4
James	9	0-0	0-0	0-0	0-0	0	2	0	0	0	1	0
Simmons	2	0-0	0-0	0-0	0-0	0	0	0	0	0	0	0
Hubert	1	0-0	0-0	0-0	1-0	1	0	0	0	0	0	0
Team						3-0						3
Totals	200	29-60	2-8	18-28	12-24	36	18	13	5	4	4	78

FG% - Florida State, .443; North Carolina, .483. 3FG% - Florida State, .348; North Carolina, .250. FT% - Florida State, .706; North Carolina, .643. Technical Fouls: Florida State -- None. North Carolina -- None. Referees - Brian O'Connell, Jerry Heater, Terry Wymer. Attendance: 20,512

Florida State	31	43	-	74
North Carolina	35	43	-	78

GAME 21 -- FLORIDA STATE 82, WAKE FOREST 76 (2 OT)

TALLAHASSEE, Fla. -- Xavier Rathan-Mayes scored 21 points, hitting a long jump shot and then two free throws in the final minute of double overtime, and Phil Cofer added 19 points and eight rebounds as Florida State defeated Wake Forest 82-76. Devon Bookert had 15 points for Florida State, making 3 of 4 3-pointers. The Seminoles shot 27 of 58 (46.6 percent) from the floor. Codi Miller-McIntyre scored 25 points and Cornelius Hudson added 18 for Wake Forest, which lost its fourth straight game. The Demon Deacons shot 24 of 70 (34.3 percent) from the floor, including just 8 of 27 from beyond the 3-point arc. Hudson was the exception for Wake Forest, coming off the bench to make a season-high five 3-pointers. Wake Forest pulled out to an early 19-4 lead halfway through the first half as Florida State went 6-plus minutes without a basket. Florida State gradually chipped away at Wake Forest's lead, tying the game at 43 on a Rathan-Mayes layup with 14:09 left in regulation. Florida State led 65-61 with 1:21 left in regulation, but Miller-McIntyre made a jump shot and then tied the game at 65 with 11 seconds to go to force overtime. After both teams missed chances to win the game in the first overtime, Florida State outscored Wake Forest 10-4 in the final five minutes. Cofer put FSU ahead for good, 77-75, on a slam-dunk off an assist by Bookert with 1:25 left. Cofer had nine of his 19 points in overtime and double-overtime. The freshman made 9 of 13 shots from the floor.

Florida State 82, Wake Forest 76 Donald L. Tucker Center • Jan. 28, 2015

Wake	Min	FG	3FG	FT	O-D	Reb	F	A	T	B	S	Pts.
Thomas	41	3-10	0-0	6-6	7-5	12	3	1	0	2	0	12
McClinton	6	0-0	0-0	2-2	0-1	1	2	0	0	1	0	2
Leonard	19	0-3	0-2	0-0	0-0	0	4	0	0	0	0	0
Miller-McIntyre	41	9-20	0-1	7-11	1-0	1	1	3	4	0	0	25
Wilbekin	37	2-10	2-7	0-0	3-2	5	1	2	1	0	1	6
Jones	21	0-2	0-0	3-4	1-1	2	2	6	0	0	1	3
Hudson	37	6-14	5-11	1-2	3-6	9	3	0	2	0	3	18
Washington	7	1-1	0-0	0-2	0-0	0	2	0	0	0	2	2
Rountree	21	1-2	0-0	1-2	1-2	3	2	0	2	0	1	3
Mitoglou	20	2-8	1-6	0-0	1-2	3	4	0	0	0	0	5
Team						5-3						8
Totals	250	24-70	8-27	20-29	22-22	44	24	12	10	2	7	76

Fl. State	Min	FG	3FG	FT	O-D	Reb	F	A	T	B	S	Pts.
Cofer	37	9-13	0-0	1-2	4-4	8	0	0	1	2	0	19
Ojo	4	0-1	0-0	0-0	0-2	2	1	0	0	0	0	0
Bookert	49	5-10	3-4	2-2	0-3	3	4	2	2	1	4	15
Rathan-Mayes	47	8-15	1-5	4-6	0-5	5	0	5	5	0	0	21
Brandon	39	2-7	0-1	3-5	0-4	4	2	4	1	0	0	7
Watkins	1	0-0	0-0	0-0	0-0	0	0	0	0	1	0	0
Smith	21	1-5	0-1	5-6	2-2	4	2	1	0	2	0	7
Turpin	10	1-2	0-0	3-3	1-0	1	4	0	0	0	1	5
Bojanovsky	28	0-2	0-0	5-6	2-5	7	2	1	0	4	2	5
Berwick	8	0-2	0-1	0-0	0-1	1	3	0	0	0	0	0
Allen	6	1-1	1-1	0-0	0-0	0	2	0	0	0	0	3
Team						2-2						4
Totals	250	27-58	5-13	23-30	11-28	39	20	13	11	9	7	82

FG% - Wake Forest, .343; Florida State, .466. 3FG% - Wake Forest, .296; Florida State, .385. FT% - Wake Forest, .690; Florida State, .767. Technical Fouls: Wake Forest -- None. Florida State -- None. Referees - Bryan Kersey, Roger Ayers, Sean Hull. Attendance: 6,195

Wake Forest	33	32	7	4	76
Florida State	27	38	7	10	82

GAME 22 -- FLORIDA STATE 55, MIAMI 54

TALLAHASSEE, Fla. -- Montay Brandon scored 18 points on 7-of-7 shooting, and Florida State rallied from a 16-point first-half deficit to beat No. 23 Miami 55-54. The Hurricanes' Sheldon McClellan missed a floater in the lane as time expired. Brandon had 12 of his points in the second half to spark the rally for Florida State. Kiel Turpin added 10 points for the Seminoles, who shot 53.7 percent for the game. Turpin put Florida State ahead for good with a baby hook with 1:41 left. McClellan led the Hurricanes with 13 points, and Davon Reed had 11 points and six rebounds. Miami, which led 36-25 at the break, shot 6 of 19 in the second half and scored only 18 points. The Seminoles won despite committing 16 turnovers, although they only had five in the second half. Florida State went 10 minutes without a basket in the first half, and Miami's 19-1 run gave them a 30-14 lead with 3:12 left. Xavier Rathan-Mayes' 3-pointer at the end of the half pinned the Seminoles within 11. Brandon sparked the second-half comeback with a steal and a dunk, a 3-pointer and another steal and dunk to cut Miami's lead to 38-34 with 17:02 to go.

Florida State 55, Miami 54 Donald L. Tucker Center • Feb. 1, 2015

Miami	Min	FG	3FG	FT	O-D	Reb	F	A	T	B	S	Pts.
Sherman	17	0-1	0-1	2-2	0-1	1	1	1	2	0	0	2
Jekiri	31	2-6	0-0	0-0	2-3	5	4	0	0	1	1	4
Reed	34	4-9	1-4	2-2	4-2	6	0	2	2	0	1	11
McClellan	34	4-10	3-7	2-4	0-2	2	1	3	2	0	1	13
Rodriguez	25	3-11	2-8	0-3	1-0	1	2	3	1	0	2	8

2014-15 BOX SCORES

GAME 24 – FLORIDA STATE 73, VIRGINIA TECH 65

BLACKSBURG, Va. – Florida State tied a season high with eight 3-pointers, and Montay Brandon scored 16 points to lead Florida State to a 73-65 victory over Virginia Tech. Brandon paced a balanced Seminoles attack that saw 10 players score. He hit 6 of 9 from the floor, including a 3-pointer, as Florida State shot 8 of 18 from beyond the 3-point arc (44.4 percent). Six different Seminoles made 3-pointers, including Devon Bookert, who made a team-high three. The Seminoles played well defensively – they held the Hokies to just 40.4 percent (21 of 52) from the floor. The story was their performance on the offensive end, which they shot 54.3 percent (25 of 46) for the game – their best shooting performance since hitting 58.6 against North Florida on Dec. 17. Xavier Rathan-Mayes, the Seminoles' leading scorer had 12 points, while Bookert added 10 points. Rathan-Mayes scored 22 in the teams' first meeting, and 86-75 Florida State victory.

Florida State 73, Virginia Tech 65
Cassell Coliseum • Feb. 7, 2015

Fl. State	Min	FG	3FG	FT	O-D	Reb	F	A	T	B	S	Pts.
Cofer	18	2-3	1-1	0-0	1-2	3	1	0	0	2	0	5
Ojo	12	2-3	0-0	0-1	1-3	4	0	0	3	2	0	4
Bookert	20	3-4	3-3	1-2	1-3	4	3	3	2	0	0	10
Rathan-Mayes	36	3-8	0-5	6-8	0-4	4	2	11	4	0	0	12
Brandon	34	6-9	1-1	3-5	3-3	6	3	2	4	1	0	16
Smith	20	3-5	1-2	0-0	1-1	2	3	2	0	3	2	7
Turpin	14	2-5	0-0	2-2	0-0	4	0	1	0	0	0	6
Bojanovsky	15	1-2	0-0	1-1	0-3	3	3	1	3	2	0	3
Berwick	18	1-3	1-3	0-0	1-1	2	1	0	0	0	0	3
Allen	13	2-4	1-3	2-2	1-3	4	0	1	0	0	0	7
Team						0	0	0	0	0	0	7
Totals	200	25-46	8-18	15-21	9-23	32	21	18	20	9	1	73

Va. Tech	Min	FG	3FG	FT	O-D	Reb	F	A	T	B	S	Pts.
Pierce	7	0-4	0-0	0-0	1-0	1	1	1	2	0	0	0
Muller	34	2-6	1-4	1-2	1-4	5	3	2	1	1	1	6
Smith	36	6-14	3-6	4-4	1-0	1	3	2	1	0	0	19
Wilson	28	0-3	0-1	2-4	1-0	1	2	2	2	0	1	2
Hill	29	6-9	4-7	3-4	2-2	4	5	2	3	0	0	19
Henry	9	3-3	0-0	0-0	0-0	0	1	0	1	0	3	6
Bibbs	20	0-6	0-3	3-6	0-0	0	2	1	0	0	1	3
Beyer	22	1-3	0-0	1-1	0-4	4	3	3	1	0	0	3
Hudson	15	3-4	0-0	1-2	1-2	3	2	2	1	0	0	7
Team						2	2	4				4
Totals	200	21-52	8-21	15-23	9-14	23	21	15	12	1	6	65

FG% - Florida State, .543, Virginia Tech, .404. 3FG% - Florida State, .444, Virginia Tech, .381. FT% - Florida State, .714, Virginia Tech, .652. Technical Fouls: Florida State -- None. Virginia Tech -- None. Referees - Bill Covington, Jr., Tim Kelly, William Humes. Attendance: 7,819

Florida State	31	42	-	73
Virginia Tech	26	39	-	65

GAME 25 – DUKE 73, FLORIDA STATE 70

TALLAHASSEE, Fla. – Quinn Cook scored a season-high 26 points and Jahill Okafor was 5 of 5 from the floor in the second half and finished with 13 points to lead Duke past Florida State, 73-70. Tyus Jones added 16 points, 12 assists and six rebounds for Duke, which won its fourth straight. Florida State pulled within one at 70-69 as Xavier Rathan-Mayes drove the lane for a layup after dribbling under the basket with 11 seconds to go. The Seminoles could not close the gap any further in the final second although Devon Bookert scored a career-high 23 points for Florida State. Bookert shot 6 of 8, but was fouled twice in the closing seconds before he was able to get the shot off. Bookert made just 1 of 4 free throws in the final seconds, including a last attempt that he intentionally missed but Cook rebounded. Montay Brandon added 12 points for Florida State, all in the second half. The Seminoles shot 24 of 53 (45.3 percent) from the floor. Michael Ojo had career-high nine rebounds and three blocks for the Seminoles.

Duke 73, Florida State 70
Donald L. Tucker Center • Feb. 9, 2015

Duke	Min	FG	3FG	FT	O-D	Reb	F	A	T	B	S	Pts.
Winslow	32	1-6	1-3	7-10	1-4	5	5	1	4	1	2	10
Jefferson	21	0-1	0-0	2-2	1-4	5	2	0	0	1	0	2
Okafor	28	5-5	0-0	3-5	4-0	4	4	0	1	2	0	13
Cook	40	8-15	4-9	6-7	0-4	4	3	0	2	0	0	26
Jones, T.	39	6-13	2-4	2-2	1-5	6	2	12	1	0	1	16
Allen	11	1-4	0-1	0-0	0-0	0	1	0	0	0	0	2
Jones, M.	19	0-5	0-3	0-0	3-1	4	2	1	2	0	0	4
Plumlee	10	2-2	0-0	0-0	1-2	3	1	0	0	2	0	4
Team						0	0	0	0	0	0	0
Totals	200	23-51	7-20	20-26	11-20	31	20	14	10	6	3	73

Fl. State	Min	FG	3FG	FT	O-D	Reb	F	A	T	B	S	Pts.
Cofer	20	4-7	0-1	1-1	1-3	4	2	0	0	1	9	
Ojo	21	0-1	0-0	1-3	3-6	9	3	1	3	3	1	1
Bookert	36	6-8	3-4	8-12	0-2	2	3	6	2	0	1	23
Rathan-Mayes	30	2-7	1-3	0-0	0-2	2	1	1	6	0	1	5
Brandon	36	4-7	0-0	4-4	0-2	2	1	0	1	0	0	12
Smith	13	5-7	1-1	0-0	0-2	2	1	0	1	1	0	11
Turpin	6	0-3	0-0	0-0	1-0	1	4	1	0	0	0	0

Bojanovsky	13	1-4	0-0	1-1	2-0	2	0	1	0	0	0	3
Berwick	20	2-8	2-5	0-0	2-0	2	2	3	0	0	1	6
Allen	5	0-1	0-0	0-0	0-0	0	1	1	0	0	0	0
Team						3	2	5				5
Totals	200	24-53	7-14	15-21	12-19	31	18	14	13	4	5	70

FG% - Duke, .451, Florida State, .453. 3FG% - Duke, .350, Florida State, .500. FT% - Duke, .769, Florida State, .714. Technical Fouls: Duke -- None. Florida State -- None. Referees - Roger Ayers, Michael Stephens, Mike Stuart. Attendance: 11,498

Duke	32	41	-	73
Florida State	24	46	-	70

GAME 26 – FLORIDA STATE 57, GEORGIA TECH 53

ATLANTA, Ga. – Xavier Rathan-Mayes scored 20 points, Jarquez Smith added 15 and Florida State rallied in the game's final minute to beat Georgia Tech 57-53. This marked the Seminoles tenth win in a row over Georgia Tech. Marques Georges-Hunt finished with 17 points to lead the Yellow Jackets, but he missed the front end of a one-and-one with 8.1 seconds remaining and Bookert rebounded to preserve Florida State's two-point lead. A straightaway jumper from Rathan-Mayes, the ACC's second-leading rookie scorer, gave Florida a 54-53 lead with 53.4 second remaining, and Bookert closed with a pair of free throws to end the scoring with 6 seconds to go. Georgia Tech, which blew a 10-point lead with 5:07 remaining to lose Wednesday at Virginia Tech, was ahead by with 3:31 left in the game, but failed to score the rest of the way, missing five shots from the field. The Jackets began the game by missing nine of its first 11 shots from the field, but two after Georges-Hunt hit a pair of free throws with 6:05 up left them in the first. Rathan-Mayes, though, hit a jumper in the final minute that closed a 16-5 run and gave Florida State a nine-point lead at halftime.

Florida State 57, Georgia Tech 53
McCain Pavilion • Feb. 14, 2015

Fl. State	Min	FG	3FG	FT	O-D	Reb	F	A	T	B	S	Pts.
Cofer	17	0-5	0-0	0-0	1-2	3	2	0	0	0	0	0
Ojo	9	0-0	0-0	0-0	0-2	2	3	0	0	1	0	0
Bookert	40	2-6	1-4	2-2	0-3	3	2	6	4	0	1	7
Rathan-Mayes	38	9-17	2-5	0-1	0-6	6	2	2	5	0	1	20
Brandon	38	1-5	0-1	1-2	0-8	8	2	3	4	1	0	3
Smith	22	6-8	1-2	2-3	2-4	6	1	1	2	3	0	15
Turpin	15	3-5	0-0	0-0	2-4	6	2	0	2	1	0	6
Bojanovsky	16	1-2	0-0	4-4	1-0	1	0	1	0	3	1	6
Berwick	2	0-0	0-0	0-0	0-0	0	1	0	1	0	0	0
Allen	3	0-0	0-0	0-0	0-0	0	1	0	0	0	0	0
Team						0	0	0	0	0	0	0
Totals	200	22-48	4-12	9-12	6-29	35	16	13	18	9	4	57

Ga. Tech	Min	FG	3FG	FT	O-D	Reb	F	A	T	B	S	Pts.
Georges-Hunt	34	6-11	2-3	3-5	3-6	9	2	5	2	0	1	17
Sampson	24	1-7	0-3	0-2	2-7	9	1	0	1	1	2	2
Cox	31	5-8	0-0	2-3	0-2	2	2	0	2	1	0	12
Bolden	30	2-7	1-4	0-0	0-2	2	1	1	0	0	1	5
Jorgenson	25	2-5	0-1	0-0	0-0	0	1	5	2	0	1	4
Mitchell	21	3-8	0-0	2-3	3-2	5	5	0	1	0	1	8
Jackson	10	0-5	0-2	0-0	0-0	0	1	0	0	0	0	0
Heath	15	0-2	0-0	0-0	1-1	1	0	5	1	0	2	0
Stephens	10	2-6	0-2	1-1	0-2	2	1	0	1	1	0	5
Team						4	0	4	1			5
Totals	200	21-59	3-15	8-14	12-22	34	14	16	11	3	8	53

FG% - Florida State, .458, Georgia Tech, .356. 3FG% - Florida State, .333, Georgia Tech, .200. FT% - Florida State, .750, Georgia Tech, .571. Technical Fouls: Florida State -- None. Georgia Tech -- None. Referees - Tony Greene, Tim Kelly, Raymond Styons. Attendance: 6,317

Florida State	32	25	-	57
Georgia Tech	23	30	-	53

GAME 27 – FLORIDA STATE 69, BOSTON COLLEGE 60

TALLAHASSEE, Fla. – Devon Bookert scored 18 points, making six of seven shots from the floor, as Florida State defeated Boston College 69-60. Bookert was four of five from beyond the arc and as a team; Florida State made 8 of 12 three-pointers. Phil Cofer and Xavier Rathan-Mayes added 13 points each for Florida State. The Seminoles needed a second-half surge to overcome a strong performance from BS star Oliver Hanlan. A junior guard, Hanlan scored 32 points on 12 of 22 shooting for the Eagles, matching his season-high that he set just two days earlier in a loss to Miami. The Eagles again fell short and lost their seventh straight game. The Eagles opened up a 32-27 halftime lead but went just 9 of 22 (40 percent) from the floor in the second half. Hanlan shot 10 of 15 and had 23 points in the first half, but Florida State made some defensive adjustments in the second half, rotating four players (two guards and two forwards) on him and Hanlan made just 2 of 7 field goals. Without Hanlan's points in the second half, BC faltered down the stretch and Florida State capitalized. Bookert and Montay Brandon each had nine second-half points, and Robbie Berwick contributed a pair of 3-pointers. Florida State made five of six 3-pointers in the second half.

Florida State 69, Boston College 60
Donald L. Tucker Center • Feb. 18, 2015

BC	Min	FG	3FG	FT	O-D	Reb	F	A	T	B	S	Pts.
Owens	32	2-3	0-0	3-5	2-3	5	3	2	4	0	0	7
Clifford	25	1-4	0-1	0-0	2-3	5	4	0	1	0	0	2
Hanlan	40	12-22	2-7	6-7	1-2	3	3	1	3	0	1	32
Brown	38	6-14	1-4	2-3	0-1	1	0	2	2	0	2	15
Heckmann	35	1-3	0-1	0-1	0-7	7	4	7	0	0	1	2
Batten	11	1-3	0-1	0-0	0-1	1	4	0	0	0	0	2
Odio	6	0-1	0-0	0-0	2-1	3	2	0	2	0	0	0
Cain-Carney	13	0-0	0-0	0-0	0-0	0	2	0	1	1	1	0
Team						0	1					1
Totals	200	23-50	3-14	11-16	7-19	26	22	12	13	1	5	60

Fl. State	Min	FG	3FG	FT	O-D	Reb	F	A	T	B	S	Pts.
Cofer	27	4-9	0-0	5-7	2-7	9	1	0	1	0		



2014-15 BOX SCORES

GAME 29 - MIAMI 81, FLORIDA STATE 77

CORAL GABLES, Fla. -- With his team desperate for baskets, Florida State's Xavier Rathan-Mayes could not miss. He scored 30 points in the final 4:38, and even that was not enough to beat the Miami Hurricanes. Miami built an 18-point lead and survived the late heroics by Florida State's freshman guard to win 81-77. Rathan-Mayes scored 26 consecutive Florida State points without missing a shot. He went 8-for-10 in the final five minutes, sinking six 3-pointers, and finished with 35 points to tie his career high. The Hurricanes made 14 of 16 free throws in the final 2:51 to hang on to their lead. Davon Reed's two free throws with two seconds left sealed the victory. The Seminoles trailed 62-44 before Rathan-Mayes scored 19 points in a span of 3:05, cutting the deficit to 69-63 with 1:33 to go. He converted a four-point play with 1:03 to trim Miami's lead to 73-70. Rathan-Mayes' streak included five 3-pointers in a span of 2:35. Angel Rodriguez scored 25 points for the Hurricanes, who shot 56 percent in the second half.

Miami 81, Florida State 77
BankUnited Center • Feb. 28, 2015

Fl. State	Min	FG	3FG	FT	O-D	Reb	F	A	T	B	S	Pts.
Cofer	11	1-5	0-0	1-3	1-2	3	3	0	0	0	0	3
Bookert	37	2-8	1-6	2-2	0-0	4	4	3	1	0	0	7
Rathan-Mayes	36	10-19	6-11	9-11	0-4	4	4	5	2	0	0	35
Brandon	36	4-5	0-0	3-5	0-5	5	1	0	3	0	2	11
Ojo	14	1-1	0-0	0-0	3-3	3	1	0	0	0	0	2
Watkins	1	0-0	0-0	0-0	0-0	0	1	0	0	0	0	0
Smith	20	2-4	1-1	0-0	0-1	1	1	0	2	0	0	5
Turpin	11	1-2	0-0	1-2	1-1	1	3	0	1	0	0	3
Bojanovsky	11	1-1	0-0	3-4	1-0	1	5	0	1	0	1	5
Berwick	13	1-2	1-2	0-0	0-0	2	2	1	1	0	0	3
Allen	10	1-2	1-1	0-0	0-1	1	3	0	0	0	1	3
Team					1-3	4						1
Totals	200	24-50	10-21	19-27	4-19	23	28	9	11	1	3	77

Miami	Min	FG	3FG	FT	O-D	Reb	F	A	T	B	S	Pts.
Reed	34	5-8	2-4	6-6	3-5	8	3	1	0	0	0	18
McClellan	37	6-12	2-4	5-6	0-2	2	1	2	1	0	1	19
Rodriguez	38	8-14	0-3	9-12	0-4	4	5	3	0	3	0	25
Sherman	17	1-4	0-1	0-0	2-0	2	3	1	1	1	0	2
Jekiri	32	3-4	0-0	6-8	3-8	11	4	0	3	1	1	12
Burnett	11	0-2	0-1	0-0	0-0	0	0	0	0	0	0	0
Palmer	1	0-0	0-0	0-0	0-0	0	0	0	0	0	0	0
Lecomte	11	0-1	0-1	0-0	1-1	1	1	0	1	0	0	0
Cruz Uceda	19	0-3	0-2	5-6	1-2	3	2	0	0	0	0	5
Team					1-5	6						1
Totals	200	23-48	4-16	31-38	10-27	37	19	9	2	5	81	

FG% - Florida State, .480. Miami, .479. 3FG% - Florida State, .476. Miami, .250. FT% - Florida State, .704. Miami, .816. Technical Fouls: Florida State -- None. Miami -- Sheldon McClellan. Referees - Brian Dorsey, Tim Kelly, Jeffrey Anderson. Attendance: 5,857

Florida State	25	52	-	77
Miami	29	52	-	81

GAME 30 - LOUISVILLE 81, FLORIDA STATE 59

TALLAHASSEE, Fla. -- No. 17 Louisville turned in one of its best offensive and defensive performances this season in an 81-59 win over Florida State. Wayne Blackshear scored 18 points, Montrezl Harrell added 16 points and Anton Gill made all five of his shots from the floor to finish with 14 to help Louisville close February with its third straight win. Louisville shot 31 of 64 (48.4 percent) from the floor as the Cardinals surpassed the 70-point mark for the first time in eight February games. Montay Brandon scored 13 points on 5-of-6 shooting and Boris Bojanovsky added 11 points and nine rebounds for FSU, but the Seminoles had 21 turnovers, including 13 in the first half, partly because of the full-court pressure from Louisville. Louisville led 36-26 at the half and by as many as 26 points, 64-38, after a 3-pointer by Gill with 10:06 left in the game. The Seminoles, who were playing their third game in seven days, shot 19 of 48 (39.6 percent) from the floor.

Louisville 81, Florida State 59
Donald L. Tucker Center • Feb. 28, 2015

L'Ville	Min	FG	3FG	FT	O-D	Reb	F	A	T	B	S	Pts.
Harrell	36	8-10	0-0	0-2	0-4	4	2	1	2	1	1	16
Onuaku	16	2-3	0-0	0-0	2-3	5	3	0	2	1	2	4
Rozier	38	3-14	1-6	3-4	2-1	3	1	9	1	0	6	10
Snider	29	4-10	1-1	2-4	1-1	2	1	4	3	0	0	11
Blackshear	37	7-13	2-6	2-2	1-3	4	5	3	4	2	1	18
Gill	12	5-5	4-4	0-0	0-0	0	5	0	1	0	0	14
Avare	1	0-0	0-0	0-0	0-0	0	0	0	0	0	0	0
Johnson	3	1-1	0-0	0-0	1-0	1	2	1	0	0	0	2
Mathiang	21	1-6	0-0	4-6	6-3	9	4	2	0	1	0	6
Mahmoud	3	0-0	0-0	0-0	0-0	0	2	0	1	0	0	0
Aaron	3	0-1	0-1	0-0	0-1	1	0	0	0	0	0	0
Levitich	1	0-1	0-0	0-0	0-0	0	0	0	0	0	0	0
Team					4-2	6						1
Totals	200	31-64	8-18	11-18	17-18	35	25	20	14	5	10	81

Fl. State	Min	FG	3FG	FT	O-D	Reb	F	A	T	B	S	Pts.
Cofer	18	1-1	0-0	2-3	2-0	2	2	0	2	0	0	4
Ojo	3	0-0	0-0	0-0	1-0	1	0	0	0	0	0	0

Bookert	40	3-10	1-4	5-6	0-2	2	3	2	6	0	1	12
Rathan-Mayes	35	5-16	0-5	2-3	2-1	3	1	2	1	0	2	12
Brandon	32	5-6	0-0	3-8	3-2	5	4	1	4	1	1	13
Smith	23	1-4	0-0	3-4	1-2	3	2	0	3	1	0	5
Turpin	14	1-5	0-0	0-0	4-4	8	1	0	1	1	0	2
Bojanovsky	22	3-4	0-0	5-8	4-5	9	2	1	1	3	2	11
Berwick	11	0-2	0-1	0-0	0-0	0	2	0	2	0	0	0
Allen	2	0-0	0-0	0-0	0-0	0	0	0	1	0	0	0
Team					1-1	2						1
Totals	200	19-48	1-10	20-32	17-18	35	17	6	21	6	59	

FG% - Louisville, .484. Florida State, .396. 3FG% - Louisville, .444. Florida State, .100. FT% - Louisville, .611. Florida State, .625. Technical Fouls: Duke -- None. Florida State -- None. Referees - Sean Hull, Tony Chiazza, Jerry Heater. Attendance: 8,844

Louisville	36	45	-	81
Florida State	26	33	-	59

GAME 31 - FLORIDA STATE 61, PITTSBURGH 52

TALLAHASSEE, Fla. -- Xavier Rathan-Mayes scored 19 points on 5-of-8 shooting and Kiel Turpin added 10 points and five rebounds to lead Florida State over Pittsburgh, 61-52. Turpin shot 5-of-6 from the floor and had two blocks, swatting away his second with 12 seconds left. Montay Brandon added 10 points and six rebounds for FSU, which shot 19-of-40 (47.5 percent) from the floor. Jamel Artis had 17 points for Pittsburgh and James Robinson added eight points and nine rebounds. Michael Young, who had 22 points in each of Pitt's last three games, struggled in making just 3-of-12 shots for eight points. FSU led 25-23 at halftime and extended the lead to 54-43 after a pair of Devon Bookert free throws with 2:40 left. Pittsburgh then went on a 9-2 run, powered by five points from Artis, to cut the Florida State lead to 56-52 with 1:34 left. The Seminoles made 6-of-7 free-throw attempts in the final 46 seconds to seal the win. Josh Newkirk added 12 points for Pittsburgh which shot just 19-of-57 (32.3 percent) from the floor. The Panthers misfired from long range, making just 5-of-21 (23.8%) of their attempts.

Florida State 61, Pitt 52
Donald L. Tucker Center • March 7, 2015

Pitt	Min	FG	3FG	FT	O-D	Reb	F	A	T	B	S	Pts.
Artis	34	6-10	1-3	4-4	1-2	3	3	1	4	0	2	17
Young	35	3-12	0-2	2-4	3-3	6	2	1	1	0	1	8
Jeter	17	0-2	0-2	0-0	1-1	2	1	0	1	2	0	0
Robinson	39	3-9	2-6	0-0	2-7	9	4	4	3	0	0	8
Wright	18	1-6	0-0	0-0	1-0	1	4	1	2	0	0	2
Luther	1	0-0	0-0	0-0	0-0	0	0	0	0	0	0	0
Jones	15	2-5	1-3	0-1	0-1	1	4	0	0	0	2	5
Newkirk	32	4-13	1-5	3-4	2-1	3	4	3	2	0	0	12
Phillips-Nwan	9	0-0	0-0	0-0	0-1	1	1	0	0	0	0	0
Team					2-0	2						1
Totals	200	19-57	5-21	9-13	12-16	28	23	10	13	2	5	52

Fl. State	Min	FG	3FG	FT	O-D	Reb	F	A	T	B	S	Pts.
Cofer	24	2-8	1-2	0-0	0-1	1	2	9	2	0	0	5
Turpin	16	5-6	0-0	0-2	2-3	5	4	9	2	2	1	10
Bookert	36	2-9	2-4	2-2	1-5	6	0	3	6	1	0	8
Rathan-Mayes	32	5-8	2-3	7-10	1-3	4	3	5	5	0	1	19
Barddon	35	4-6	0-0	2-4	1-5	6	1	4	1	0	2	10
Smith	15	1-1	0-0	0-0	0-3	3	2	0	1	0	2	2
Bojanovsky	14	0-0	0-0	6-6	1-2	3	3	0	1	0	0	6
Berwick	14	0-2	0-0	1-2	0-0	0	3	0	0	0	1	1
Allen	4	0-0	0-0	0-0	0-0	0	1	0	1	0	0	0
Ojo	10	0-0	0-0	0-0	0-4	4	0	0	0	1	0	0
Team					3-2	5						1
Totals	200	19-40	5-9	18-26	9-28	37	19	12	19	4	7	61

FG% - Pitt, .333. Florida State, .475. 3FG% - Pitt, .238. Florida State, .556. FT% - Pitt, .692. Florida State, .692. Technical Fouls: Pitt -- None. Florida State -- None. Referees - Ray Stjoms, Louis Andrakakos, William Humes. Attendance: 6,276

Pitt	23	29	-	52
Florida State	25	36	-	61

GAME 32 - FLORIDA STATE 76, CLEMSON 73

GREENSBORO, N.C. -- Xavier Rathan-Mayes scored 30 points and Florida State held on for a wild 76-73 win over Clemson in the second round of the Atlantic Coast Conference tournament. Montay Brandon added 17 points for the ninth-seeded Seminoles, who lost almost all of a 20-point lead with 9 minutes to play before escaping. Rod Hall had a career-high 25 points for the eighth-seeded Tigers, who pulled to 75-73 on Hall's free throws with 2:25 seconds left, then got the ball back after Florida State threw the inbounds pass away. Hall drove the lane and put the Seminoles up three with a free throw with 9.5 seconds left. The Tigers worked the ball to Gabe DeVoe, whose deep 3-pointer from the wing with about three seconds left bounced off the iron. The Tigers sure seemed on their way to a lopsided loss, trailing by 13 with less than two minutes to play before staging an unlikely rally. The Tigers hit three 3-pointers in a minute to pull within five points.

Florida State 76, Clemson 73
Greensboro Coliseum • March 11, 2015

Fl. State	Min	FG	3FG	FT	O-D	Reb	F	A	T	B	S	Pts.
Cofer	26	3-6	1-3	3-6	0-7	7	0	0	3	1	0	10
Turpin	26	2-3	0-0	2-4	3-3	6	4	0	2	3	0	6
Bookert	31	2-4	0-2	0-0	0-4	4	4	3	3	0	2	4
Rathan-Mayes	38	11-19	5-9	3-5	1-3	4	3	2	2	0	0	30
Brandon	38	3-7	0-1	11-12	1-1	2	2	3	3	2	1	17
Smith	13	3-4	1-2	0-0	0-1	1	0	0	1	0	0	7
Ojo	2	0-1	0-0	0-0	0-0	0	0	0	1	0	0	0
Bojanovsky	11	0-0	0-0	2-2	1-0	1	3	1	1	0	1	2
Berwick	8	0-0	0-0	0-0	0-1	1	0	1	0	0	0	0
Allen	7	0-0	0-0	0-0	0-0	0	0	1	0	0	0	0
Team					0-3	3						1
Totals	200	24-44	7-17	21-29	6-23	29	16	11	17	6	4	76

Clemson	Min	FG	3FG	FT	O-D	Reb	F	A	T	B	S	Pts.
Blossomgame	34	4-8	0-0	6-6	3-4	7	3	1	0	0	1	14
Grantham	34	2-9	2-6	0-2	2-2	4	0	7	1	1	1	6
Nnoko	25	4-6	0-0	0-0	3-4	7	5	0	3	3	1	8
Hall												



2014-15 INDIVIDUAL GAME-BY-GAME

2014-15 GAME-BY-GAME POINTS, REBOUNDS AND ASSISTS

(blocks listed instead of assists for Turpin and Bojanovsky)

Opponent	Cofer	Bookert	Watkins	Smith	Turpin	Bojanovsky	Rathan-Mayes
Manhattan	4-6-1	11-5-5	3-2-1	13-6-1	13-2-0	0-0-0	DNP
Northeastern	14-5-0	2-0-6	0-1-2	4-0-0	8-3-0	5-4-0	0-0-3
vs. Providence	7-3-0	0-0-0	4-2-0	2-2-0	0-0-0	0-2-0	5-1-5
vs. UMass	8-12-0	DNP	2-0-0	4-1-0	2-2-1	18-5-0	22-2-3
The Citadel	7-3-0	DNP	0-8-1	2-0-0	2-1-0	0-0-0	26-3-3
Chas. Southern	0-2-0	DNP	7-0-0	6-2-1	3-3-0	3-6-0	16-4-4
Nebraska	4-0-0	DNP	1-2-6	4-6-1	8-3-0	10-10-1	17-4-6
UCF	4-5-0	DNP	4-2-3	16-5-1	10-3-0	6-4-0	0-4-4
at Notre Dame	14-3-0	11-8-2	3-1-3	8-3-1	2-1-0	6-10-0	9-3-3
North Florida	4-8-0	5-7-4	2-1-1	7-1-0	19-5-0	2-3-0	11-3-9
vs. USF	7-5-2	22-4-3	0-1-1	16-3-2	13-4-0	2-3-1	7-6-9
Stetson	7-8-0	8-3-0	0-0-0	2-2-0	8-3-0	2-0-0	14-4-7
Florida	9-6-0	12-5-1	0-1-0	4-8-0	0-2-0	10-2-3	13-5-3
at Mississippi State	9-0-0	16-4-2	0-0-0	4-2-0	0-1-0	4-4-2	12-6-4
Virginia Tech	9-7-1	16-7-2	0-0-1	2-2-2	7-4-0	6-1-0	22-2-3
at Syracuse	5-5-0	6-5-5	DNP	2-4-0	2-1-0	10-2-0	14-4-2
at Pitt	21-11-2	13-1-2	3-0-0	0-2-0	4-1-0	2-5-0	8-1-3
NC State	4-4-0	11-2-2	0-0-0	7-4-0	4-2-0	0-4-1	15-5-5
at Clemson	5-3-0	14-3-1	0-0-0	6-3-0	6-3-0	2-2-0	17-5-9
at North Carolina	4-1-0	11-7-2	0-0-0	9-6-0	0-2-0	2-0-0	35-5-4
Wake Forest	19-8-0	15-3-2	0-0-0	7-4-11	5-1-0	5-7-1	21-5-5
Miami	0-3-0	0-3-4	DNP	5-3-0	10-0-1	8-1-0	5-6-3
Clemson	3-4-0	10-2-0	0-0-0	5-3-1	2-1-0	13-10-1	15-4-2
at Virginia Tech	5-3-0	10-4-3	DNP	7-2-0	6-0-0	3-3-1	12-4-11
Duke	9-4-0	23-2-6	DNP	11-2-0	0-1-1	3-2-1	5-2-1
at Georgia Tech	0-3-0	7-3-6	DNP	15-6-	6-6-0	6-1-1	20-6-2
Boston College	13-9-0	18-3-2	DNP	5-0-0	0-0-0	2-2-1	13-1-5
at Virginia	5-3-0	1-4-3	DNP	2-2-0	2-1-0	8-3-1	13-1-2
at Miami	3-3-0	7-0-3	0-0-0	5-1-0	3-1-0	5-1-0	35-4-5
Louisville	4-2-0	12-2-2	DNP	5-3-01	2-8-0	11-9-1	12-3-2
Pitt	5-1-0	8-6-3	DNP	2-3-0	10-5-0	6-3-0	19-4-5
vs. Clemson	10-7-0	4-4-3	DNP	5-101	6-6-0	2-1-1	30-4-2
vs. Virginia	9-2-0	9-4-0	DNP	5-3-1	0-0-0	6-3-1	13-3-3



2014-15 GAME-BY-GAME POINTS, REBOUNDS AND ASSISTS

(blocks listed instead of assists for Turpin and Bojanovsky)

Opponent	Berwick	Thomas	Saxton	Brandon	Allen	Ojo
Manhattan	11-2-0	14-2-4	DNP	12-5-1	0-0-1	0-0-0
Northeastern	0-1-0	24-6-3	DNP	16-7-1	DNP	0-2-0
vs. Providence	0-1-0	16-5-1	DNP	13-7-0	0-0-0	7-1-0
vs. UMass	1-1-1	2-3-0	DNP	6-9-1	0-1-1	4-5-0
The Citadel	5-2-1	DNP	DNP	19-8-3	0-0-0	5-4-0
Chas. Southern	3-0-0	DNP	DNP	9-5-1	0-0-0	4-1-0
Nebraska	2-4-0	11-2-1	DNP	9-4-1	DNP	3-4-0
UCF	6-2-4	22-3-4	2-0-0	23-6-0	0-1-1	3-3-0
at Notre Dame	6-1-1	--	DNP	14-4-2	DNP	0-0-0
North Florida	3-0-2	--	2-1-0	24-3-8	0-1-0	4-3-1
Vs. USF	0-1-0	--	0-0-0	5-1-1	0-0-0	6-4-0
Stetson	0-1-1	--	DNP	17-6-2	DNP	5-3-0
Florida	0-1-0	--	DNP	17-5-2	DNP	0-2-0
at Mississippi State	0-0-0	--	DNP	8-5-2	DNP	2-1-0
Virginia Tech	13-6-2	--	DNP	10-8-0	DNP	1-2-0
at Syracuse	7-1-0	--	DNP	9-7-4	DNP	2-1-1
at Pitt	0-0-2	--	DNP	12-4-3	DNP	1-2-1
NC State	0-0-1	--	DNP	20-9-0	2-3-0	0-0-0
at Clemson	0-0-0	--	DNP	7-4-1	0-0-0	2-2-0
at North Carolina	0-0-1	--	DNP	9-3-1	0-0-0	4-3-0
Wake Forest	0-1-0	--	DNP	7-4-4	3-0-0	0-2-0
Miami	3-0-0	--	DNP	18-6-1	0-0-0	2-1-0
Clemson	0-0-0	--	DNP	6-4-3	0-0-0	2-4-0
at Virginia Tech	3-2-0	--	DNP	16-6-2	7-4-1	4-4-0
Duke	6-2-3	--	DNP	12-2-0	0-0-1	1-9-1
at Georgia Tech	0-0-0	--	DNP	3-8-3	0-0-0	0-2-0
Boston College	7-2-1	--	DNP	9-9-4	0-1-0	2-4-1
at Virginia	0-2-0	--	DNP	6-8-2	0-2-0	4-1-1
at Miami	3-0-1	--	DNP	11-5-0	3-1-0	2-3-0
Louisville	0-0-0	--	DNP	13-5-1	0-0-0	0-0-1
Pitt	1-0-0	--	DNP	10-6-4	0-0-0	0-4-0
vs. Clemson	0-1-1	--	DNP	17-2-3	0-0-1	0-0-0
vs. Virginia	0-0-0	--	DNP	1-8-2	0-0-0	1-0-0





2014-15 GAME-BY-GAME TEAM STATS

Teams	FGM-A	Pct.	3PM-A	Pct.	FTM-A	Pct.	Ast.	TO	Blk.	Stl.	PF-D	OR-DR	Reb.	Half	Final
Manhattan Florida State	16-56 23-40	.286 .575	9-28 3-9	.321 .333	25-36 32-44	.694 .727	8 14	21 21	1 4	6 8	35-3 30-0	15-18 4-28	33 32	31 37	66 81
Northeastern Florida State	28-52 33-62	.538 .532	9-15 2-10	.600 .200	11-14 5-10	.786 .500	18 15	15 12	2 4	4 11	12-1 14-0	6-24 9-21	30 30	40 38	76 73
Florida State Providence	18-46 29-54	.391 .537	2-12 9-19	.167 .474	16-26 13-18	.615 .722	6 18	15 12	2 4	6 9	19-0 22-0	10-18 11-23	28 34	19 34	54 80
UMass Florida State	24-57 25-66	.421 .379	4-15 0-7	.267 .000	23-30 19-30	.767 .633	11 6	11 11	2 2	6 5	22-0 26-0	10-29 18-25	39 44	34 35	75 69
The Citadel Florida State	22-47 23-38	.468 .605	7-17 6-14	.412 .429	4-6 14-20	.667 .700	12 10	13 10	1 2	4 6	20-1 12-0	8-14 6-17	22 23	19 22	55 66
Charleston Southern Florida State	16-54 16-43	.296 .372	8-31 2-16	.258 .125	7-13 24-34	.538 .706	8 7	18 12	1 3	5 6	28-1 17-0	15-25 8-26	40 34	17 29	47 58
Nebraska Florida State	24-58 22-54	.414 .407	7-19 2-18	.368 .111	15-19 19-32	.789 .594	12 10	13 17	1 3	7 6	28-2 17-0	8-22 14-27	30 41	37 21	70 65
UCF Florida State	25-61 41-66	.410 .621	6-16 3-12	.375 .250	17-21 11-20	.810 .550	7 20	12 12	4 7	5 5	17-0 15-0	7-18 12-30	25 42	37 47	73 96
Florida State Notre Dame	25-63 31-60	.397 .518	7-19 7-18	.368 .389	6-8 14-18	.750 .778	12 11	10 5	1 3	3 6	14-0 14-0	12-25 8-28	37 36	30 38	63 83
North Florida Florida State	24-56 34-58	.429 .586	5-24 5-15	.208 .333	24-33 20-29	.727 .690	14 25	12 15	1 4	6 7	24-1 24-0	6-21 8-30	27 38	29 43	77 93
USF Florida State	24-66 26-53	.364 .491	2-6 5-17	.333 .294	12-14 18-26	.857 .692	5 19	14 16	2 15	12 8	19-0 17-0	15-22 11-28	37 39	28 34	62 75
Stetson Florida State	23-62 23-49	.371 .460	7-27 2-11	.259 .182	6-8 15-26	.750 .577	15 11	16 16	1 6	7 5	21-1 12-0	14-24 9-26	38 35	26 29	59 63
Florida Florida State	26-61 21-53	.426 .396	4-19 4-17	.211 .235	7-13 17-25	.528 .680	7 9	17 15	1 1	3 7	19-0 12-0	10-27 9-29	37 38	24 26	63 65
Florida State Mississippi State	19-43 24-52	.442 .462	6-14 2-14	.429 .143	11-19 12-13	.579 .923	19 7	19 12	5 4	4 10	17-0 23-1	11-19 9-19	30 28	25 22	55 62
Virginia Tech Florida State	24-58 27-52	.414 .519	11-28 8-16	.393 .500	16-23 24-35	.696 .686	14 11	6 14	2 6	4 4	24-1 17-1	8-14 15-27	22 42	45 53	75 86
Florida State Syracuse	21-53 22-57	.396 .386	2-16 10-17	.125 .588	13-21 16-22	.619 .727	12 18	13 8	5 6	4 7	18-0 15-0	10-25 11-28	35 39	22 35	57 70
Florida State Pitt	21-51 24-55	.412 .436	4-11 3-10	.364 .300	18-27 22-32	.667 .688	13 13	7 6	7 2	4 4	22-0 21-0	10-21 15-24	31 39	32 33	64 73
NC State Florida State	27-61 19-51	.443 .373	6-18 4-15	.333 .267	12-18 21-30	.667 .700	9 9	14 12	4 4	3 9	21-1 16-0	18-20 14-20	38 34	42 30	72 63
Florida State Clemson	22-46 17-50	.478 .340	3-13 5-19	.231 .263	12-14 16-31	.857 .516	11 8	16 10	4 1	6 7	24-1 16-0	6-26 14-17	32 31	28 22	59 55
Florida State North Carolina	27-61 29-30	.443 .483	8-23 2-8	.348 .250	12-17 18-28	.706 .643	8 13	10 5	6 4	4 4	20-0 18-0	11-24 12-24	35 36	31 35	74 78
Wake Forest Florida State	24-70 27-58	.343 .466	8-27 5-13	.296 .385	20-29 23-30	.690 .767	12 13	10 11	2 9	7 7	24-0 20-0	22-22 11-28	44 39	33 27	76 (2 OT) 82
Miami Florida State	20-47 22-41	.426 .537	8-24 3-9	.333 .333	6-11 8-12	.545 .667	15 9	11 16	1 3	5 5	16-0 12-0	9-13 7-18	22 25	36 25	54 55
Clemson Florida State	19-47 20-56	.404 .357	5-13 4-14	.385 .286	19-30 12-21	.633 .571	10 7	14 17	4 4	9 4	20-1 23-2	10-24 17-20	34 37	27 21	62 56
Florida State Virginia Tech	25-46 21-52	.543 .404	8-18 8-21	.444 .381	15-21 15-23	.714 .652	18 15	20 12	9 1	1 6	21-0 21-1	9-23 9-14	32 23	31 26	73 65
Duke Florida State	23-51 24-53	.451 .453	7-20 7-14	.350 .500	20-26 15-21	.769 .714	14 14	10 13	6 4	3 5	20-1 18-0	11-20 12-19	31 31	32 24	73 70
Florida State Georgia Tech	22-48 21-59	.458 .356	4-12 3-15	.333 .200	9-12 8-14	.750 .571	13 16	18 11	9 3	4 3	16-0 14-1	6-29 12-22	35 34	32 23	57 53
Boston College Florida State	23-50 21-44	.460 .477	3-14 8-12	.214 .667	11-16 19-30	.688 .633	12 14	13 15	1 2	5 7	22-0 20-0	7-19 9-23	26 32	32 27	60 69
Florida State Virginia	15-46 18-41	.326 .439	4-19 1-11	.211 .091	7-12 14-27	.583 .519	9 9	14 11	5 3	6 11	20-0 9-0	6-24 8-26	30 34	21 22	41 51
Florida State Miami	24-50 23-48	.480 .479	10-21 4-16	.476 .250	19-27 31-38	.704 .816	9 9	11 9	1 2	3 5	28-1 19-1	4-19 10-27	23 37	25 29	77 81
Louisville Florida State	31-64 19-48	.484 .396	8-18 1-10	.444 .100	11-18 20-32	.611 .625	20 6	14 21	5 6	10 6	25-2 17-0	17-18 17-18	35 35	36 26	81 59
Pitt Florida State	19-57 19-40	.333 .475	5-21 5-9	.238 .556	9-13 18-26	.692 .692	10 12	13 19	2 4	5 7	23-0 19-0	12-16 9-28	28 37	23 25	52 61
Florida State Clemson	24-44 26-62	.545 .419	7-17 7-18	.412 .389	21-29 14-16	.724 .875	11 13	17 11	6 4	4 7	16-0 20-1	6-23 12-16	29 28	33 26	76 73
Florida State Virginia	15-46 19-40	.326 .475	3-17 3-7	.176 .429	11-16 17-21	.688 .810	7 12	13 14	4 4	5 5	17-0 18-0	8-15 7-24	23 31	17 34	44 58



2014-15 INDIVIDUAL HIGHS

30 POINT GAMES

Xavier Rathan-Mayes, 3
35 vs. North Carolina, 35 at Miami, 30 vs. Clemson

20 POINT GAMES

Xavier Rathan-Mayes, 5
22 vs. UMass; 26 vs. The Citadel; 22 vs. Virginia Tech; 21 vs. Wake Forest; 20 at Georgia Tech

Montay Brandon, 3

23 vs. UCF; 24 vs. North Florida; 20 vs. NC State

Devon Bookert, 2

22 vs. USF; 23 vs. Duke

Phil Cofer, 1

21 at Pittsburgh

Aaron Thomas, 1

24 vs. Northeastern; 22 vs. UCF

DOUBLE-DOUBLES

Boris Bojanovsky, 2
10 points and 10 rebounds vs. Nebraska; 13 points and 10 rebounds at Clemson

Phil Cofer, 1

21 points and 11 rebounds at Pittsburgh

Xavier Rathan-Mayes, 1

12 points and 11 assists at Virginia Tech

10 REBOUND GAMES

Boris Bojanovsky, 3
10 vs. Nebraska; 10 at Notre Dame, 10 at Clemson

Phil Cofer, 1

12 vs. UMass

GAMES AS LEADING SCORER

Xavier Rathan-Mayes, 16
22 vs. UMass; 26 vs. The Citadel; 16 vs. Charleston Southern; 17 vs. Nebraska; 22 vs. Virginia Tech; 14 at Syracuse; 17 at Clemson; 35 at North Carolina; 21 vs. Wake Forest; 15 at Clemson; 20 at Georgia Tech; 13 at Virginia; 35 at Miami; 19 vs. Pittsburgh; 30 vs. Clemson; 13 vs. Virginia

Montay Brandon, 9

23 vs. UCF; 14 vs. Notre Dame; 24 vs. North Florida; 17 vs. Stetson; 17 vs. Florida; 20 vs. NC State; 18 vs. Miami; 16 at Virginia Tech; 13 vs. Louisville

Devon Bookert, 4

22 vs. USF; 16 at Mississippi State; 23 vs. Duke; 18 vs. Boston College

Phil Cofer, 1

21 at Pittsburgh

Aaron Thomas, 1

14 vs. Manhattan; 24 vs. Northeastern; 16 vs. Providence

GAMES AS LEADING REBOUNDER

Montay Brandon, 15
7 vs. Northeastern; 7 vs. Providence; 8 vs. The Citadel; 6 vs. UCF; 8 vs. Virginia Tech; 7 at Syracuse; 9 vs. NC State; 6 vs. Miami; 6 at Virginia Tech; 8 at Georgia Tech; 9 vs. Boston College; 8 at Virginia; 5 at Miami; 6 vs. Pittsburgh; 8 vs Virginia

Phil Cofer, 8

6 vs. Manhattan; 12 vs. UMass; 8 vs. North Florida; 8 vs. Stetson; 11 at Pittsburgh; 8 vs. Wake Forest; 9 vs. Boston College; 7 vs. Clemson

Boris Bojanovsky, 4

10 vs. Nebraska; 10 vs. Notre Dame; 10 at Clemson; 9 vs. Louisville

Xavier Rathan-Mayes, 4

6 vs. USF; 6 at Mississippi State; 5 at Clemson; 6 vs. Miami

Devon Bookert, 2

7 at North Carolina; 6 vs. Pittsburgh

Jarquez Smith, 2

6 vs. Manhattan; 8 vs. Florida

Michael Ojo, 1

9 vs. Duke

Dayshawn Watkins, 1

8 vs. Charleston Southern

2014-15 ACC YEAR IN REVIEW

2014-15 ACC STANDINGS

STANDINGS	CONFERENCE					OVERALL							
	W	L	Pct	Home	Road	W	L	Pct	Home	Road	Neutral	Ranked	
Virginia	16	2	.889	8-1	8-1	30	4	.882	15-1	11-1	4-2	4-4	
Duke	15	3	.833	8-1	7-2	35	4	.897	15-1	9-2	11-1	8-3	
Notre Dame	14	4	.778	7-2	7-2	32	6	.842	17-2	7-2	8-2	11-3	
Louisville	12	6	.667	6-3	6-3	27	9	.750	15-4	7-3	5-2	4-6	
North Carolina	11	7	.611	5-4	6-3	26	12	.684	10-5	8-4	8-3	7-8	
Miami	10	8	.556	5-4	5-4	24	13	.649	12-6	8-4	5-2	2-6	
NC State	10	8	.556	5-4	5-4	22	14	.611	14-6	5-5	3-3	4-7	
Syracuse	9	9	.500	5-4	4-5	18	13	.581	13-5	4-7	1-1	3-5	
Florida State	8	10	.444	5-4	3-6	17	16	.515	12-6	3-7	2-3	1-6	
Pittsburgh	8	10	.444	6-3	3-6	19	15	.559	14-4	2-9	3-2	1-5	
Clemson	8	10	.444	5-4	3-6	16	15	.516	11-6	3-7	2-2	1-6	
Wake Forest	5	13	.278	5-4	0-9	13	19	.406	11-7	2-10	0-2	0-7	
Boston College	4	14	.222	2-7	2-7	13	19	.406	9-8	2-7	2-4	0-7	
Georgia Tech	3	15	.167	2-7	1-8	12	19	.387	8-8	2-9	2-2	1-7	
Virginia Tech	2	16	.111	2-7	0-9	11	22	.333	9-9	0-11	2-2	0-7	

2015 ACSMA All-ACC

First Team
Jahlil Okafor Duke
Jerian Grant Notre Dame
Rakeem Christmas Syracuse
Malcolm Brogdon Virginia
Olivier Hanlan Boston College

Second Team

Montrezl Harrell Louisville
Quinn Cook Duke
Terry Rozier Louisville
Trevor Lacey NC State
Justin Anderson Virginia

Third Team

Marcus Paige North Carolina
Tyus Jones Virginia
Pat Connaughton Notre Dame
Anthony Gill Virginia
Brice Johnson North Carolina

Honorable Mention

Jamel Artis Pittsburgh
Tonye Jekiri Miami
London Perrantes Virginia
Sheldon McClellan Miami
Justise Winslow Duke
Xavier Rathan-Mayes Florida State
Michael Young Pittsburgh

Honorable Mention (continued)

Angel Rodriguez Miami
Codi Miller-McIntyre Wake Forest
Kennedy Meeks North Carolina

ACSMA All-Freshman Team

Jahlil Okafor Duke
Tyus Jones Duke
Justise Winslow Duke
Xavier Rathan-Mayes Florida State
Justin Jackson North Carolina

ACSMA All-Defensive Team

Rakeem Christmas Syracuse
Malcolm Brogdon Virginia
Darion Atkins Virginia
Tonye Jekiri Miami
BeeJay Anya NC State

ACSMA Player of the Year

Jahlil Okafor Duke

ACSMA Defensive Player of the Year

Dario Akins Virginia

ACSMA Sixth Man of the Year

BeeJay Anya NC State

ACSMA Most Improved

Rakeem Christmas Syracuse

ACSMA Coach of the Year

Tony Bennett Virginia

2014 Coaches All-ACC

First Team
Olivier Hanlan Boston College
Jahlil Okafor Duke
Jerian Grant Notre Dame
Rakeem Christmas Syracuse
Malcolm Brogdon Virginia

Second Team

Quinn Cook Duke
Montrezl Harrell Louisville
Terry Rozier Louisville
Marcus Paige North Carolina
Justin Anderson Virginia

Third Team

Tyus Jones Duke
Brice Johnson North Carolina
Trevor Lacey NC State
Pat Connaughton Notre Dame
Jamel Artis Pitt

Honorable Mention

Xavier Rathan-Mayes Florida State
Anthony Gill Virginia
Sheldon McClellan Miami
Michael Young Pitt

Honorable Mention (continued)

Tonye Jekiri Miami

Coaches All-Freshman Team

Jahlil Okafor Duke
Tyus Jones Duke
Justise Winslow Duke
Xavier Rathan-Mayes Florida State
Justin Jackson North Carolina

Coaches Player of the Year

Jahlil Okafor Duke

Coaches Freshman of the Year

Jahlil Okafor Duke

Coaches Defensive Player of the Year

Malcolm Brogdon Virginia
Rakeem Christmas Syracuse

Coaches Sixth Man of the Year

Mike Tobey Virginia

Coaches Most Improved

Rakeem Christmas Syracuse

Coaches Coach of the Year

Tony Bennett Virginia

SCHOOL RECORDS



AL THORNTON

Earning All-America Third Team honors by the Associated Press in 2006-07, Al Thornton was also an All-ACC First Team selection and voted as the ACC Player of the Year runner-up. He enjoyed one of the top senior years in school and ACC history during the 2006-07 season. The second player in school history to earn mention on the first, second or third team All-America teams by the Associated Press, Thornton was a unanimous selection to the All-ACC First Team—only the third Seminole to receive such an honor. Thornton ranks ninth on the Florida State all-time scoring list with 1521 points. He played four seasons in the NBA (with the Clippers, Wizards and Warriors), averaging 11.9 points per game. He also later played in Puerto Rico, China and currently plays in the Philippines.

FLORIDA STATE



RECORDS & LEADERS

ALL-TIME INDIVIDUAL RECORDS

MOST POINTS

Game: 46, Ron King vs. Georgia Southern, Feb. 11, 1971
 Season: 751, Toney Douglas, 2008-09
 Career: 2,130, Bob Sura, 1991-95

MOST FIELD GOALS

Game: 21, Ron King vs. Georgia Southern, Feb. 11, 1971
 Season: 262, Ron King, 1970-71
 Career: 731, Bob Sura, 1991-95

MOST FIELD GOAL ATTEMPTS

Game: 37, Ham Wernke vs. Tampa, Feb. 14, 1953
 Season: 558, Ron King, 1971-72
 Career: 1,626, Bob Sura, 1991-95

BEST FIELD GOAL PERCENTAGE

Game: 1.000 (10-10), Tat Hunter vs. Tampa, Nov. 23, 1985;
 (10-10), Douglas Edwards vs. UNC Asheville, Jan. 2, 1992
 Season: .691 (237-343), Murray Brown, 1978-79
 Career: .668 (566-847), Murray Brown, 1976-80

MOST 3-POINT FIELD GOALS MADE

Game: 10, George McCloud vs. La Salle, Feb. 23, 1989
 Season: 115, George McCloud, 1988-89
 Career: 255, James Collins, 1993-97

MOST 3-POINT FIELD GOALS ATTEMPTED

Game: 17, George McCloud vs. La Salle, Feb. 23, 1989
 Season: 270, Tim Pickett, 2003-04
 Career: 686, James Collins, 1993-97

BEST 3-POINT FIELD GOAL PERCENTAGE

Game: 1.000 (7-7), Sam Cassell vs. Tulane, March 20, 1993;
 (7-7), James Collins vs. South Florida, Nov. 29, 1994
 Season: .460 (46-100), Tharon Mayes, 1987-88
 Career: .466 (76-163), Devon Bookert, 2013-14

MOST FREE THROWS

Game: 22, Jim Oler at Rollins, Jan. 31, 1955;
 Jim Oler vs. Morningside, Dec. 16, 1955
 Season: 310, Jim Oler, 1955-56
 Career: 761, Jim Oler, 1952-56

MOST FREE THROW ATTEMPTS

Game: 30, Jim Oler vs. Morningside, Dec. 16, 1955
 Season: 380, Jim Oler, 1955-56
 Career: 975, Jim Oler, 1952-56

BEST FREE THROW PERCENTAGE

Game: 1.000 (16-16), Bob Sura vs. South Florida, Nov. 29, 1994
 Season: .895 (51-57), Ken Macklin, 1969-70
 Career: .817 (161-197), Granville Arnold, 1983-85

MOST REBOUNDS

Game: 32, Rick Benson vs. Florida Southern, Jan. 7, 1955
 Season: 456, Dave Cowens, 1967-68
 Career: 1,340, Dave Cowens, 1967-70

MOST ASSISTS

Game: 16, Otto Petty vs. South Alabama, Feb. 19, 1972;
 Tony William vs. Jacksonville, Feb. 12, 1983
 Season: 227, Otto Petty, 1970-71
 Career: 688, Delvon Arrington, 1999-02

MOST STEALS

Game: 9, Tony William vs. Memphis State, Feb. 26, 1983; Charlie Ward vs. South Carolina, March 2, 1991;
 Bob Sura vs. Georgia Tech, March 2, 1995
 Season: 97, Sam Cassell, 1992-93
 Career: 238, Charlie Ward, 1990-94

MOST BLOCKED SHOTS

Game: 9, Andre Reid vs. Bethune-Cookman, Dec. 5, 1993;
 Corey Louis vs. Maryland, Jan. 10, 1995
 Season: 111, Rodney Dobard, 1992-93
 Career: 240, Rodney Dobard, 1989-93

BEST SCORING AVERAGE

Season: 29.7, Jim Oler, 1955-56
 Career: 23.2, Mitchell Wiggins, 1981-83

BEST REBOUNDING AVERAGE

Season: 17.5, Dave Cowens, 1968-69
 Career: 17.2, Dave Cowens, 1967-70

SCORING LEADERS

GAME

	Name	Date	Points
1.	Ron King vs. Georgia Southern	Feb. 11, 1971	46
2.	Al Thornton vs. Miami	March 3, 2007	45
3.	Hugh Durham vs. Stetson	Jan. 19, 1957	43
	Dave Fedor vs. Miami	Feb. 27, 1960	43
5.	Jim Oler vs. Morningside	Dec. 16, 1955	42
	Murray Brown at Auburn	Dec. 4, 1978	42
7.	Jim Oler vs. Georgia Teachers College	Jan. 14, 1956	41
8.	Pee Wee Barber vs. Miami	Feb. 26, 1987	40
9.	Ham Wernke vs. Tampa	Jan. 12, 1953	38
	Jim Oler vs. Troy State	Feb. 6, 1956	38
	Dave Fedor at Tampa	Feb. 26, 1962	38
	David Thompson vs. South Alabama	Jan. 22, 1977	38
	Tharon Mayes vs. Rhode Island	Dec. 29, 1989	38
14.	Dave Fedor vs. Rollins	Feb. 11, 1960	37
	Mitchell Wiggins vs. Florida	Jan. 11, 1982	37
	Mitchell Wiggins vs. South Carolina	Feb. 22, 1982	37
	Mitchell Wiggins vs. Memphis State	Feb. 26, 1983	37
	Ron Hale vs. Wake Forest	Jan. 4, 2000	37
19.	Hugh Durham at Georgia	Jan. 19, 1959	36
	Mitchell Wiggins at San Diego State	Dec. 29, 1982	36
	George McCloud at La Salle	Feb. 23, 1989	36
22.	Ham Wernke vs. Montana State	March 7, 1955	35
	Vernell Ellzy vs. Biscayne	Dec. 3, 1970	35
	Reggie Royals vs. UC-Irvine	Jan. 30, 1971	35
	Benny Clyde at Oklahoma City	Dec. 30, 1972	35
	Larry Warren vs. Texas A&M	Jan. 4, 1974	35
	Alton Lee Gipson at Virginia Tech	March 3, 1984	35
	Pee Wee Barber vs. Memphis State	Feb. 11, 1987	35
	George McCloud at Jacksonville	Jan. 11, 1989	35
	Bob Sura at Duke	Jan. 22, 1994	35
	Xavier Rathan-Mayes at North Carolina	Jan. 24, 2015	35
	Xavier Rathan-Mayes at Miami	Feb. 25, 2015	35

SEASON AVERAGE

	Name	Year	Avg.
1.	Jim Oler	1955-56	29.7
2.	Mitchell Wiggins	1981-82	23.8
3.	Tharon Mayes	1989-90	23.3
4.	George McCloud	1988-89	22.8
5.	Ron King	1970-71	22.7
	Mitchell Wiggins	1982-83	22.7
7.	Hugh Durham	1958-59	21.9
8.	Toney Douglas	2008-09	21.9
9.	Murray Brown	1978-79	21.7
10.	Ham Wernke	1952-53	21.3
11.	Dave Fedor	1959-60	21.2
	Bob Sura	1993-94	21.2
13.	Jim Oler	1954-55	21.1
14.	Tony Dawson	1988-89	21.0
15.	Dave Fedor	1961-62	20.4
16.	Dave Cowens	1968-69	20.3
	Mickey Dillard	1979-80	20.3



SCORING LEADERS

SCORING LEADERS

CAREER AVERAGE

	Name	Years	Games-Points	Avg.
1.	Mitchell Wiggins	1981-83	46-1067	23.2
2.	Dave Fedor	1959-62	72-1456	20.2
3.	Jim Oler	1952-56	91-1817	20.0
4.	Ron King	1970-73	64-1252	19.6
	Alton Lee Gipson	1983-85	61-1194	19.6
6.	Tony Dawson	1987-89	60-1161	19.4
7.	Ham Wernke	1951-55	73-1404	19.2
8.	Dave Cowens	1967-70	78-1479	19.0
9.	Hugh Durham	1956-59	73-1381	18.9
	Don Bates	1959-00	23-434	18.9
11.	Sam Cassell	1991-93	66-1211	18.3
12.	Pee Wee Barber	1986-87	59-1062	18.0
13.	Bob Sura	1991-95	119-2130	17.9
14.	Doug Edwards	1990-93	93-1604	17.2
15.	Reggie Royals	1970-73	84-1402	16.7
	Tim Pickett	2002-04	62-1038	16.7
17.	Toney Douglas	2007-09	99-1655	16.7
18.	Larry Warren	1972-75	51-840	16.5
19.	Tharon Mayes	1987-90	77-1260	16.4
20.	James Collins	1993-97	112-1793	16.0

500-POINT CLUB (ONE SEASON)

	Name	Year	Pts.
1.	Toney Douglas	2008-09	751
2.	Jim Oler	1955-56	742
3.	Al Thornton	2006-07	690
4.	George McCloud	1988-89	683
5.	Bob Sura	1992-93	675
6.	Sam Cassell	1992-93	641
7.	Mickey Dillard	1979-80	635
8.	Murray Brown	1978-79	629
9.	Tony Dawson	1988-89	627
10.	Alton Lee Gipson	1983-84	626
11.	Ron King	1970-71	589
12.	Murray Brown	1979-80	579
13.	Pee Wee Barber	1986-87	576
14.	Ron King	1971-72	573
	Bob Sura	1993-94	573
16.	Sam Cassell	1991-92	570
17.	Alton Lee Gipson	1984-85	568
	Doug Edwards	1992-93	568
19.	Tharon Mayes	1989-90	559
20.	Jim Oler	1954-55	549
21.	Harry Davis	1977-78	546
	George McCloud	1987-88	546
23.	Mitchell Wiggins	1982-83	544
24.	Tim Pickett	2003-04	543
25.	Tony Dawson	1987-88	534
26.	Dave Fedor	1959-60	530
27.	Doug Edwards	1990-91	524
	Toney Douglas	2007-08	524
29.	Mitchell Wiggins	1981-82	523
30.	Aaron Thomas	2013-14	522
31.	Irving Thomas	1989-90	519
32.	Mickey Dillard	1980-81	515
33.	James Collins	1996-97	514
34.	Ham Wernke	1954-55	512
	Doug Edwards	1991-92	512
36.	Hugh Durham	1956-57	509
37.	Dave Cowens	1967-68	508
	Dave Cowens	1968-69	508
39.	Hugh Durham	1958-59	504
40.	Bob Sura	1994-95	502
41.	Reggie Royals	1971-72	501
42.	David Thompson	1976-77	500

1,000-POINT CLUB (CAREER)

	Name	Years	Games	FG	FT	Pts.	Avg.
1.	Bob Sura	1991-95	119	731	454	2130	17.9
2.	Jim Oler	1952-56	91	528	761	1817	20.0
3.	James Collins	1993-97	112	645	267	1793	16.0
4.	Mickey Dillard	1976-81	115	643	448	1734	15.1
5.	Toney Douglas	2007-09	99	560	357	1655	16.7
6.	Doug Edwards	1990-93	93	621	332	1604	17.2
7.	George McCloud	1985-89	117	529	315	1574	13.5
8.	Michael Snaer	2010-13	134	529	306	1560	11.6
9.	Al Thornton	2003-07	124	546	366	1521	12.3
10.	Harry Davis	1974-78	108	640	234	1514	14.0
11.	Dave Cowens	1967-70	78	582	315	1479	18.9
12.	Murray Brown	1976-80	106	566	338	1470	13.9
13.	Dave Fedor	1959-62	72	585	286	1456	20.2
14.	Randy Allen	1983-87	115	592	254	1438	12.5
15.	Ham Wernke	1951-55	73	505	396	1404	19.2
16.	Reggie Royals	1970-73	84	580	242	1402	16.7
	Okaro White	2011-14	139	466	401	1402	10.1
18.	Hugh Durham	1956-59	73	470	441	1381	18.9
19.	Chuck Graham	1989-94	118	503	216	1337	11.3
20.	Jason Rich	2005-08	129	510	236	1315	10.2
21.	David Thompson	1975-78	83	571	147	1289	15.5
22.	Tharon Mayes	1987-90	77	466	200	1260	16.4
23.	Ron King	1970-73	64	542	168	1252	19.6
24.	Ron Hale	1996-00	120	423	279	1236	10.3
25.	Sam Cassell	1991-93	66	440	223	1211	18.3
26.	Alton Lee Gipson	1983-85	61	496	202	1194	19.6
27.	Delvon Arrington	1998-02	118	413	227	1173	9.9
28.	Jeff Hogan	1966-69	79	466	232	1164	14.7
29.	Tony Dawson	1987-89	60	453	229	1161	19.4
30.	Gary Schull	1963-66	76	408	326	1142	15.0
31.	Corey Louis	1994-98	107	447	232	1127	10.5
32.	Lawrence McCray	1971-74	84	492	127	1111	13.2
33.	Larry Warren	1973-76	78	473	162	1108	14.2
34.	Michael Polite	1987-91	99	381	297	1070	10.8
35.	Mitchell Wiggins	1981-83	46	439	189	1067	23.2
36.	Pee Wee Barber	1985-87	59	395	200	1062	18.0
37.	Rodney Dobard	1989-93	122	456	146	1058	8.7
38.	Isaiah Swann	2004-08	120	369	143	1053	8.8
39.	Tim Pickett	2002-04	62	352	140	1038	16.7
40.	LaMarr Greer	1994-98	117	364	171	1022	8.7
41.	Tom McLaughlin	1948-52	92	409	201	1019	11.1
42.	Wayne Smalls	1973-77	104	457	102	1016	9.8
43.	Ray Swain	1959-62	72	403	194	1000	13.9



Bob Sura is Florida State's all-time leading scorer with 2,130 career points and averaged 17.9 points scored per game in his All-American career as a Seminole.



1,000 POINT SCORERS

**1****BOB SURA****2,130 PTS.****GUARD | 6-5 | 200 | WILKES-BARRE, PA**

Bob Sura tallied 2,130 points during his four seasons at FSU to become the program's all-time leading scorer. After being named ACC Rookie of the Year as a freshman, he went on to become the first player in Florida State history to be named First Team All-ACC. He was selected with the 17th overall pick in the 1995 NBA Draft by the Cleveland Cavaliers.

Year	G	FG-FGA	PCT	FT-FTA	PCT	RB-AVG	PTS-AVG
1991-92	31	124-269	.461	94-150	.627	107-3.5	380-12.3
1992-93	34	241-533	.452	120-188	.638	209-6.1	675-19.9
1993-94	27	202-431	.469	117-179	.654	213-7.9	573-21.2
1994-95	27	164-393	.417	123-179	.687	185-6.9	502-18.6
Totals	119	731-1,626	.450	454-696	.652	714-6.0	2,130-17.9

**5****TONEY DOUGLAS****1,655 PTS.****GUARD | 6-2 | 205 | JONESBORO, GA**

Toney Douglas earned All-American Third Team and All-ACC First Team honors during his senior season in leading the Seminoles to the NCAA Tournament for the first time since 1998 and into the championship game of the ACC Tournament for the first time in school history in 2009. He was named the ACC Defensive Player of the Year and was the ACC Player of the Year runner-up as he led the ACC in scoring with a single-season school record 751 points. Douglas was selected by the Los Angeles Lakers in the first round of the 2009 NBA Draft and traded to the New York Knicks on draft night.

Year	G	FG-FGA	PCT	FT-FTA	PCT	RB-AVG	PTS-AVG
2006-07	30	143-301	.475	63-80	.788	82-2.7	380-12.7
2007-08	34	178-414	.430	106-131	.809	108-3.2	524-15.4
2008-09	35	239-536	.446	188-232	.810	137-3.9	751-21.5
Totals	99	560-1,251	.448	357-443	.806	327-3.3	1,655-16.7

**2****JIM OLER****1,817 PTS.****GUARD | 5-11 | 180 | ECONOMY, IN**

After setting the mark as one of the first members of the 1,000-point club, Jim Oler held the top spot on the all-time scoring list for 39 years before passing the torch to Bob Sura. Oler still holds the single-season record for points in a season with 743. He also holds most of the Florida State free throw records including single game (22), single season (311) and career (762). Oler's career scoring average still ranks as third-best in Florida State history.

Year	G	FG-FGA	PCT	FT-FTA	PCT	RB-AVG	PTS-AVG
1952-53	20	52-139	.374	90-118	.763	—	194-9.7
1953-54	20	96-280	.343	140-188	.745	—	332-16.6
1954-55	26	164-414	.396	221-289	.765	76-2.9	549-21.1
1955-56	25	216-470	.460	311-380	.818	136-5.4	742-29.7
Totals	91	528-1,303	.405	761-975	.781	—	1,817-20.0

**6****DOUG EDWARDS****1,604 PTS.****FORWARD | 6-9 | 220 | MIAMI, FL**

Having received Florida's Mr. Basketball honors in 1989, Doug Edwards was touted as the best high school player in the history of the state. In only three seasons, he moved himself into the sixth position on the FSU all-time scoring list and is the only player in school history to score more than 500 points in three consecutive seasons. Edwards began his professional career with the Atlanta Hawks who drafted him in the first round in 1993. He was inducted into the FSU Athletics Hall of Fame in 2008.

Year	G	FG-FGA	PCT	FT-FTA	PCT	RB-AVG	PTS-AVG
1990-91	32	200-385	.519	112-158	.709	227-7.1	524-16.4
1991-92	30	197-385	.512	106-142	.747	271-9.0	512-17.1
1992-93	31	224-424	.528	114-158	.722	290-9.4	568-18.3
Totals	93	621-1,194	.520	332-458	.725	788-8.5	1,604-17.2

**3****JAMES COLLINS****1,793 PTS.****GUARD | 6-4 | 196 | JACKSONVILLE, FL**

James Collins' distinguished FSU career came to an end in 1997 with 1,793 points. Collins also ranks among the Seminoles' all-time top 10 in five other categories including field goals, field goal attempts, 3-pointers, 3-point attempts and steals.

Year	G	FG-FGA	PCT	FT-FTA	PCT	RB-AVG	PTS-AVG
1993-94	27	110-270	.407	39-57	.684	104-3.9	298-11.0
1994-95	27	181-354	.511	72-164	.439	116-4.3	487-18.0
1995-96	27	172-412	.417	81-120	.675	121-4.5	494-18.3
1996-97	31	182-397	.458	75-112	.670	158-5.1	514-16.6
Totals	112	645-1,433	.450	267-453	.589	499-4.5	1,793-16.0

**7****GEORGE McCLOUD****1,574 PTS.****GUARD | 6-6 | 205 | DAYTONA BEACH, FL**

A seldom-used forward in his first two seasons, George McCloud made the transition to guard with ease and instantly made his mark. This deadly accurate 3-point shooter holds both FSU's single-game (10) and single-season (115) 3-point shooting records. Winning All-Metro Conference honors his junior year, McCloud became a serious NBA prospect and was the first round pick of the Indiana Pacers in 1989. McCloud was Florida State's first NBA Draft Lottery selection.

Year	G	FG-FGA	PCT	FT-FTA	PCT	RB-AVG	PTS-AVG
1985-86	27	42-87	.483	31-49	.633	49-1.8	115-4.4
1986-87	30	87-197	.442	42-68	.618	126-4.2	230-7.7
1987-88	30	193-403	.479	88-112	.786	111-3.7	546-18.2
1988-89	30	207-462	.448	154-176	.875	109-3.6	683-22.8
Totals	117	529-1,149	.460	315-405	.778	395-3.4	1,574-13.5

**4****MICKEY DILLARD****1,734 PTS.****GUARD | 6-3 | 170 | DANIA, FL**

Mickey Dillard overcame a broken leg during his junior season to rank fifth on FSU's all-time scoring list. Dillard was drafted by the Atlanta Hawks after his junior year but returned for his senior season to total 1,734 points in his FSU career. Dillard was selected by Cleveland in the third round of the 1981 NBA Draft.

Year	G	FG-FGA	PCT	FT-FTA	PCT	RB-AVG	PTS-AVG
1976-77	25	53-110	.482	40-61	.656	29-1.2	146-5.8
1977-78	29	153-282	.543	92-119	.773	74-2.6	398-13.7
1978-79	2	13-26	.500	14-16	.875	8-4.0	40-20.0
1979-80	31	242-458	.528	151-197	.766	130-4.2	635-20.5
1980-81	28	182-372	.489	151-190	.795	98-3.5	515-18.4
Totals	115	643-1,248	.515	448-583	.768	339-2.9	1,734-15.1

**8****MICHAEL SNAER****1,560 PTS.****GUARD | 6-5 | 205 | MORENO VALLEY, CALIF.**

A three-time All-ACC and two-time ACC All-Defensive Team selection who finished his career ranked eighth in school history in scoring with 1,560 career points. Named to the All-ACC Second Team as a junior, to the All-ACC Third Team as a senior and to the All-ACC Freshman team in his first season as a Seminole. Named to the 2013 Lefty Driesell Defensive All-American Team and the winner of the Everett Case Award as the Most Valuable Player of the 2012 ACC Tournament in leading the Seminoles to the first ACC Championship in school history. Recognized as the all-time NCAA leader with six career buzzer-beating, game-winning shots during his career.

Year	G	FG-FGA	PCT	FT-FTA	PCT	RB-AVG	PTS-AVG
2009-10	32	101-230	.439	57-87	.655	85-2.7	282-8.8
2010-11	34	106-265	.400	45-58	.776	92-2.7	300-8.8
2011-12	35	167-383	.436	88-104	.846	132-3.8	489-14.0
2012-13	33	155-365	.425	116-142	.817	147-4.5	489-14.8
Totals	134	529-1,243	.426	306-391	.783	459-3.4	1,560-11.6



1,000 POINT SCORERS



9

AL THORNTON

FORWARD | 6-8 | 232 | PERRY, GA

1,521 PTS.

Earning All-America Third Team honors by the Associated Press in 2006-07, Al Thornton was also an All-ACC First Team selection and voted as the ACC Player of the Year runner-up. He enjoyed one of the top senior years in school and ACC history during the 2006-07 season. The second player in school history to earn mention on the first, second or third team All-America teams by the Associated Press and the first Seminole since the 1989 season to earn All-America honors of third team or better, Thornton was a unanimous selection to the All-ACC First Team—only the third Seminole (Bob Sura in 1993-94 and Tim Pickett in 2003-04) to receive such an honor. Thornton was also a finalist for the Wooden, Naismith and Rupp Awards as the nation's best collegiate player his senior season.

Year	G	FG-FGA	PCT	FT-FTA	PCT	RB-AVG	PTS-AVG
2003-04	30	30-58	.517	21-42	.500	54-1.8	84-2.8
2004-05	29	101-186	.543	57-106	.538	128-4.4	263-9.1
2005-06	30	171-330	.518	122-164	.744	208-6.9	484-16.1
2006-07	35	244-460	.530	166-210	.790	251-7.2	690-19.7
Totals	124	546-1,034	.528	366-522	.701	641-5.2	1,521-12.3



13

DAVE FEDOR

FORWARD | 6-6 | 192 | ZEPHYRHILLS, FL

1,456 PTS.

A left-hander known for his ability to do almost anything on the court with either hand, Dave Fedor led the Seminoles as co-captain in both his junior and senior seasons. Fedor's hard work and consistency were evidenced by his streak of 49 consecutive games scoring in double figures. He became the first FSU player ever picked in the NBA Draft when he was selected by Philadelphia in 1962. His jersey was honored at Florida State in 2012.

Year	G	FG-FGA	PCT	FT-FTA	PCT	RB-AVG	PTS-AVG
1959-60	25	214-453	.472	102-131	.779	400-16.0	530-21.2
1960-61	24	185-365	.507	86-107	.804	336-14.0	456-19.0
1961-62	23	186-356	.522	98-125	.784	233-10.1	470-20.4
Totals	72	585-1,174	.498	286-363	.788	969-13.5	1,456-20.2



10

HARRY DAVIS

FORWARD/CENTER | 6-7 | 220 | CLEVELAND, OH

1,514 PTS.

Gathering the most mileage of possibly any other Seminole, Harry Davis played in several international competitions including a stop in Moscow, Russia. Davis won Seminole MVP honors as a sophomore and senior. Davis returned to his hometown to play professional ball with the Cleveland Cavaliers.

Year	G	FG-FGA	PCT	FT-FTA	PCT	RB-AVG	PTS-AVG
1974-75	26	104-185	.562	27-41	.672	147-5.7	235-9.0
1975-76	27	143-224	.638	45-71	.634	167-6.2	331-12.3
1976-77	27	176-310	.567	50-92	.543	212-7.8	402-14.8
1977-78	28	217-376	.577	112-178	.629	208-7.4	546-19.5
Totals	108	640-1,095	.584	234-382	.613	734-6.8	1,514-14.0



14

RANDY ALLEN

FORWARD | 6-7 | 222 | MILTON, FL

1,438 PTS.

Milton, Florida, native Randy Allen was one of the most dependable players in FSU history. Allen averaged at least 12.0 points and 6.0 rebounds per game his last three years. He was twice named All-Metro and is also a member of Florida State's 500-Board Club.

Year	G	FG-FGA	PCT	FT-FTA	PCT	RB-AVG	PTS-AVG
1983-84	30	109-211	.517	37-73	.507	148-4.9	255-8.5
1984-85	28	187-352	.531	62-101	.614	190-6.8	436-15.6
1985-86	27	152-330	.461	67-112	.598	163-6.2	371-13.7
1986-87	30	144-312	.462	88-127	.693	235-7.8	376-12.5
Totals	115	592-1,205	.491	254-413	.615	736-6.4	1,438-12.5



11

DAVE COWENS

CENTER | 6-9 | 220 | NEWPORT, KY

1,479 PTS.

Honored as one of the 50 greatest players in NBA history, Dave Cowens is arguably the single greatest player in Florida State history. While at FSU, he averaged 18.9 points and 17.2 rebounds per game while shooting 52 percent from the field. Cowens also owns most Seminole rebounding records including rebounds in a season (456) and career rebounds (1,340). His talent caught the eye of the Boston Celtics who selected him fourth overall in the 1970 NBA Draft. During his rookie season with the Celtics he averaged 17 points and 15 rebounds per game and won NBA Rookie of the Year honors. In 1973 he took home both the All-Star MVP and League MVP trophies. Cowens' intensity and desire earned him seven all-star appearances and two championship rings with the Celtics in 1974 and 1976 and in 1991 an induction into the Basketball Hall of Fame.

Year	G	FG-FGA	PCT	FT-FTA	PCT	RB-AVG	PTS-AVG
1967-68	27	206-383	.538	96-131	.733	456-17.0	508-18.8
1968-69	25	202-384	.526	104-164	.634	437-17.5	508-20.3
1969-70	26	174-355	.490	115-169	.676	447-17.2	463-17.8
Totals	78	582-1,122	.520	315-464	.679	1,340-17.2	1,479-18.9



15

HAM WERNKE

GUARD | 6-0 | 170 | BATESVILLE, IN

1,404 PTS.

Ham Wernke was one of the best perimeter shooters in the early days of the FSU program. He averaged in double figures in each of his four seasons and at least 18 points in his last three seasons. He has been ranked among the Seminoles' all-time scoring leaders for more than 60 years. He is ranked 15th in career scoring in Seminole history with 1,404 points despite playing from 1951-55.

Year	G	FG-FGA	PCT	FT-FTA	PCT	RB-AVG	PTS-AVG
1951-52	5	20-71	.282	17-23	.739	55-11.0	57-11.4
1952-53	22	167-422	.396	134-193	.694	—	468-21.3
1953-54	20	128-354	.362	113-148	.746	—	369-18.5
1954-55	26	190-461	.412	132-169	.781	130-5.0	512-19.7
Totals	73	505-1,308	.385	396-533	.743	—	1,404-19.2



12

MURRAY BROWN

FORWARD | 6-8 | 205 | TAMPA, FL

1,470 PTS.

Known as "Mule" by his coaches for his hard work and determination, Murray Brown led the nation in field goal shooting percentage in the 1978-79 season with a .691 percentage. Brown also holds the distinction as FSU's most accurate shooter ever with a .668 career percentage. This All-Metro Conference performer was selected by the Cleveland Cavaliers in the 1980 NBA Draft.

Year	G	FG-FGA	PCT	FT-FTA	PCT	RB-AVG	PTS-AVG
1976-77	18	38-50	.760	18-28	.642	48-2.7	94-5.2
1977-78	28	61-98	.622	46-65	.707	111-3.9	168-6.0
1978-79	29	237-343	.691	155-218	.711	242-8.3	629-21.7
1979-80	31	230-356	.646	119-172	.691	238-7.6	579-18.7
Totals	106	566-847	.668	338-483	.700	639-6.1	1,470-13.9



16

REGGIE ROYALS

FORWARD | 6-10 | 200 | WHITEVILLE, NC

1,402 PTS.

Helping lead the charge for a national title in 1972, Reggie Royals was an exceptional outside shooter for a player of his size. Nicknamed the "Tree" by his teammates, Royals grabbed over 300 rebounds in three consecutive seasons. He is FSU's second leading career rebounder, behind Dave Cowens, with 1,006. Royals took his talents to Philadelphia as one of their 1973 draft selections.

Year	G	FG-FGA	PCT	FT-FTA	PCT	RB-AVG	PTS-AVG
1970-71	26	191-384	.497	89-122	.730	390-15.0	471-18.1
1971-72	32	196-415	.472	109-159	.686	351-11.0	501-15.7
1972-73	26	193-382	.510	44-68	.647	265-10.2	430-16.5
Totals	84	580-1,181	.491	242-349	.693	1,006-12.0	1,402-16.7



1,000 POINT SCORERS



T 16

OKARO WHITE

1,402 PTS.

Forward | 6-8 | 204 | CLEARWATER, FL

One of the most athletically gifted players to play at Florida State. Finished his career ranked among the Seminoles' top 25 career leaders in scoring (1,402 career points, tied for 16th), rebounding (704, 14th), blocked shots (107, 10th), free throws made (401, fifth), free throws attempted (502, seventh), free throw percentage (.799, tied for seventh), field goals made (466, tied for 25th), games played (139, first) and games started (94, 10th).

Year	G	FG-FGA	PCT	FT-FTA	PCT	RB-AVG	PTS-AVG
2010-11	34	71-160	.444	72-87	.828	107-3.1	223-6.6
2011-12	35	91-191	.476	76-101	.752	153-4.4	269-7.7
2012-13	34	138-270	.511	119-146	.815	201-5.9	420-12.4
2013-14	36	166-323	.514	134-168	.798	243-6.8	490-13.6
Totals	139	466-944	.494	401-502	.799	704-5.1	1,402-10.1



21

DAVID THOMPSON

1,289 PTS.

FORWARD | 6-8 | 195 | BOSTON, MA

After transferring from Lake City Junior College, David Thompson made an immediate impact for the Seminoles, making the All-Tournament team in the IPTAY, Cable Car and Vermont Classics in 1976-77. His trademark fall-away jump shot helped him score 1,289 points in his FSU career. Thompson was drafted by Buffalo in 1978.

Year	G	FG-FGA	PCT	FT-FTA	PCT	RB-AVG	PTS-AVG
1975-76	27	166-356	.466	58-78	.744	203-7.5	390-14.4
1976-77	27	230-495	.464	40-69	.579	205-7.5	500-18.5
1977-78	29	175-362	.483	49-69	.710	211-7.2	399-13.7
Totals	83	571-1,213	.471	147-216	.681	620-7.5	1,289-15.5



18

HUGH DURHAM

1,381 PTS.

GUARD | 5-11 | 160 | LOUISVILLE, KY

After leading the Seminoles as a player in the '50s, Hugh Durham returned to lead the Seminoles as their head coach in the '60s and '70s. As a player, Durham ranks third in points scored in a single game (43) and also scored more than 500 points in two seasons. Perhaps most notable was Durham's coaching career at FSU when he led the Seminoles to three NCAA Tournament appearances including a national championship game appearance in 1972. His career winning percentage as the Seminoles head coach was .708 which still ranks among the best in the nation.

Year	G	FG-FGA	PCT	FT-FTA	PCT	RB-AVG	PTS-AVG
1956-57	26	177-438	.404	155-213	.728	116-4.5	509-19.6
1957-58	24	122-377	.324	124-155	.800	93-3.9	368-13.3
1958-59	23	171-415	.412	162-201	.806	86-3.7	504-21.9
Totals	73	470-1,230	.382	441-569	.775	295-4.0	1,381-18.9



22

THARON MAYES

1,260 PTS.

GUARD | 6-3 | 175 | NEW HAVEN, CT

A defensive terror because of his lightning-quick hands, Tharon Mayes had 132 steals in his career with Florida State. In the 1989-90 season, Mayes averaged 23.3 points, which is the third-best season scoring average in the FSU record book. Mayes is currently playing professional basketball in Europe.

Year	G	FG-FGA	PCT	FT-FTA	PCT	RB-AVG	PTS-AVG
1987-88	30	142-299	.475	66-90	.733	83-2.8	396-13.2
1988-89	23	126-229	.550	29-39	.744	53-2.3	305-13.3
1989-90	24	198-414	.478	105-126	.833	81-3.4	559-23.3
Totals	77	466-942	.495	200-255	.784	217-2.8	1,260-16.4



19

CHUCK GRAHAM

1,337 PTS.

GUARD | 5-11 | 160 | LOUISVILLE, KY

With an explosive vertical leap of 41 inches, Chuck Graham was one of the most acrobatic players to ever wear a Seminole uniform. Despite missing a year, due to a knee injury suffered three minutes into his senior season opener, Graham was granted a medical hardship and returned to be a major contributor to the Seminoles' '93-94 campaign.

Year	G	FG-FGA	PCT	FT-FTA	PCT	RB-AVG	PTS-AVG
1989-90	31	126-269	.468	51-69	.739	110-3.5	314-10.1
1990-91	32	131-306	.428	52-73	.712	86-2.7	350-10.9
1991-92	30	143-324	.441	69-85	.812	105-3.5	391-13.0
1992-93	1	0-1	.000	0-0	.000	1-1.0	0-1.0
1993-94	24	103-247	.417	44-58	.759	84-3.5	282-11.8
Totals	118	503-1,147	.439	216-285	.758	386-3.3	1,337-11.3



23

RON KING

1,252 PTS.

FORWARD | 6-4 | 185 | LOUISVILLE, KY

Ron King owns FSU's single-game scoring record with a 46-point outing against Georgia Southern in 1971. He was an All-American in 1972 and the NCAA Midwest Regional MVP in leading the Seminoles to the Final Four. He was selected by the Golden State Warriors of the NBA in 1973.

Year	G	FG-FGA	PCT	FT-FTA	PCT	RB-AVG	PTS-AVG
1970-71	26	262-521	.503	65-91	.714	130-5.0	589-22.7
1971-72	32	239-558	.428	95-126	.754	192-6.0	573-17.9
1972-73	6	41-91	.451	8-13	.615	17-3.3	90-16.5
Totals	64	542-1,170	.463	168-230	.730	339-5.3	1,252-19.6



20

JASON RICH

1,315 PTS.

GUARD | 6-3 | 211 | PENSACOLA, FL

A four-year starter who is ranked third in school history with 129 career games played, Jason Rich ranks third in school history with 106 career starts and is one of only three players in school history to start 100 or more games as wa Seminole. He played on three post-season tournament teams and helped the Seminoles to six victories over ranked teams during his career. The Seminoles defeated No. 1-ranked Duke on March 1, 2006, with Rich in the starting lineup. He is tied for 17th in school history with 133 steals and averaged double-figure scoring for his entire career.

Year	G	FG-FGA	PCT	FT-FTA	PCT	RB-AVG	PTS-AVG
2004-05	30	64-156	.410	29-41	.707	61-2.0	163-5.4
2005-06	30	125-267	.468	42-57	.737	93-3.1	300-10.0
2006-07	35	138-263	.525	70-87	.805	121-3.5	360-10.3
2007-08	34	183-410	.446	95-123	.772	148-4.4	492-14.5
Totals	129	510-1,096	.465	236-308	.766	423-3.3	1,315-10.2



24

RON HALE

1,236 PTS.

FORWARD | 6-9 | 210 | LARGO, FL

Ron Hale, a two-time All-ACC selection, was one of the top scorers in Seminole history during his career. He scored 1,236 career points. Hale's career high of 37 points came against Wake Forest on Jan. 4, 2000. He signed a free-agent contract with the Miami Heat prior to the 2001 season.

Year	G	FG-FGA	PCT	FT-FTA	PCT	RB-AVG	PTS-AVG
1996-97	30	47-110	.427	27-40	.675	69-2.3	130-4.3
1997-98	32	70-147	.476	27-44	.614	127-4.0	187-5.8
1998-99	30	167-351	.476	108-135	.800	168-5.6	481-16.0
1999-00	28	139-348	.399	117-155	.755	134-4.8	438-15.6
Totals	120	423-956	.442	279-374	.746	498-4.2	1,236-10.3



1,000 POINT SCORERS



25 SAM CASSELL **1,211 PTS.**
GUARD | 6-3 | 195 | BALTIMORE, MD

Perhaps one of the greatest junior college transfers in Seminole history, Sam Cassell added an offensive and defensive threat to the Seminole arsenal. With a season-record 97 steals in his '92-93 campaign, Cassell also dished out 170 assists that same season along with an average of 18.3 points per game. He thrived on pressure situations and routinely came through in the clutch. Cassell was drafted by the Houston Rockets in the first round of the 1993 NBA Draft. During his first two seasons in the NBA he was an integral part of the Rockets' World Championship teams. He currently is an assistant coach for the Los Angeles Clippers.

Year	G	FG-FGA	PCT	FT-FTA	PCT	RB-AVG	PTS-AVG
1991-92	31	206-454	.454	100-142	.704	141-4.5	570-18.4
1992-93	35	234-466	.502	123-162	.759	152-4.3	641-18.3
Totals	66	440-920	.478	223-304	.733	293-4.4	1,211-18.3



29 TONY DAWSON **1,161 PTS.**
FORWARD | 6-7 | 215 | KINGSTON, NC

Walking with a limp from a childhood accident that left one leg shorter than the other, Tony Dawson rose above his circumstances to become one of Florida State's highest scorers. He ranks sixth in single-season scoring with a 629-point performance during the 1988-89 season.

Year	G	FG-FGA	PCT	FT-FTA	PCT	RB-AVG	PTS-AVG
1987-88	30	211-393	.539	111-153	.725	228-7.6	534-17.8
1988-89	30	242-459	.528	118-160	.738	206-6.9	627-20.9
Totals	60	453-852	.532	229-313	.732	434-7.2	1,161-19.4



26 ALTON LEE GIPSON **1,194 PTS.**
CENTER | 6-11 | 230 | DUBACH, LA

Widely considered the best junior college center in the country in 1982-83, Alton Lee Gipson was named Metro Conference Newcomer of the Year in 1983-84. He was also named to the Metro Tournament all-tournament team the same year. Gipson ranks tenth in single-season scoring with 626 points in 1983-84 season and also earned All-America honors.

Year	G	FG-FGA	PCT	FT-FTA	PCT	RB-AVG	PTS-AVG
1983-84	31	260-497	.523	106-173	.613	208-6.7	626-20.2
1984-85	30	236-489	.483	96-150	.640	234-7.8	568-18.9
Totals	61	496-986	.503	202-323	.625	442-7.3	1,194-19.6



30 GARY SCHULL **1,142 PTS.**
FORWARD/CENTER | 6-6 | 211 | POMPANO BEACH, FL

From 1963-1966, Gary Schull was the leader of Florida State's basketball Seminoles. The Pompano Beach prep star, short for a college center, made up for lack of size with hustle and aggressiveness. In his career, Schull averaged 15.0 points per game and grabbed more than 10 rebounds a contest. Schull graduated in 1966 and went to Europe to become one of Italy's best-known and most popular pro players.

Year	G	FG-FGA	PCT	FT-FTA	PCT	RB-AVG	PTS-AVG
1963-64	25	128-257	.498	67-96	.698	179-7.2	323-12.9
1964-65	26	120-263	.456	85-128	.664	273-10.5	325-12.5
1965-66	26	160-312	.513	174-248	.702	329-12.7	494-19.0
Totals	76	408-832	.490	326-472	.691	781-10.1	1,142-15.0



27 DELVON ARRINGTON **1,173 PTS.**
GUARD | 5-11 | 166 | HILLSIDE, NJ

Delvon Arrington became the first men's basketball player in ACC history to enter school as a partial qualifier and earn his undergraduate degree in four years to earn his fourth year of eligibility back according to NCAA rules. He earned All-ACC honorable mention honors following his senior season. Is Florida State's all-time leader in assists with 688 and earned the school record assist in the Seminoles' victory over No. 1-ranked and previously undefeated Duke Jan. 6, 2002 in Tallahassee. Arrington is ranked first in school history in total assists (688) and assists per game (5.8), ranked second in steals (225) and fourth in steals per game (1.9), seventh in 3-point shots attempted (352) and eighth in 3-point shots made (120), eighth in career games played (118) and 23rd in scoring (1,173 points).

Year	G-GS	FG-A	PCT.	FT-FTA	PCT.	Assists	PTS.-AVG.
1998-99	30-29	87-206	.422	52-74	.703	181	242-8.1
1999-00	29-29	95-258	.368	39-55	.709	182	258-8.9
2000-01	30-30	117-270	.433	77-106	.726	143	344-11.5
2001-02	29-29	114-280	.407	59-80	.738	182	329-11.3
Totals	118-117	413-1,014	.407	227-315	.721	688	1,173-9.9



31 COREY LOUIS **1,127 PTS.**
FORWARD/CENTER | 6-9 | 235 | MIAMI, FL

A four-year starter at FSU, Corey Louis finished his career among the Seminoles' all-time leaders in scoring, rebounding and blocked shots. He was Florida State's team MVP as a senior and helped lead FSU back to the NCAA Tournament in 1998.

Year	G	FG-FGA	PCT	FT-FTA	PCT	RB-AVG	PTS-AVG
1994-95	27	120-267	.449	54-76	.711	210-7.8	295-10.9
1995-96	23	84-198	.424	47-75	.627	150-6.5	215-9.3
1996-97	25	109-219	.498	57-88	.648	170-6.8	275-11.0
1997-98	32	134-241	.556	74-132	.561	225-7.0	342-10.7
Totals	107	447-925	.483	232-371	.625	755-7.1	1,127-10.5



32 LAWRENCE MCCRAY **1,111 PTS.**
CENTER | 6-11 | 210 | PENSACOLA, FL

A strong defensive performer, Lawrence McCray was also an effective offensive weapon. Mr. Basketball in the state of Florida in 1970, McCray averaged 13.2 points and nine rebounds per game in his FSU career. Known as "Lurch" by his teammates, McCray was drafted by New Orleans in 1974.


Year	G	FG-FGA	PCT	FT-FTA	PCT	RB-AVG	PTS-AVG
1971-72	32	166-300	.554	52-89	.584	263-8.2	384-12.0
1972-73	26	170-293	.580	41-71	.577	242-9.3	381-14.7
1973-74	26	156-303	.514	34-63	.540	254-9.8	346-13.3
Totals	84	492-896	.549	127-223	.569	759-9.0	1,111-13.2



28 JEFF HOGAN **1,164 PTS.**
GUARD | 6-0 | 165 | AKRON, OH

A brilliant two-sport star for Florida State, Jeff Hogan was a leader on the Seminole basketball and baseball teams from 1966 through 1969. Though Hogan was a gifted basketball player and a prolific scorer, he chose to play professional baseball. He averaged at least 14.0 points per game in all three of his seasons.

Year	G	FG-FGA	PCT	FT-FTA	PCT	RB-AVG	PTS-AVG
1966-67	26	143-292	.490	85-115	.739	81-3.1	372-14.3
1967-68	27	168-348	.483	91-110	.827	60-2.2	427-15.8
1968-69	26	155-335	.463	56-80	.700	55-2.1	366-14.1
Totals	79	466-975	.478	232-305	.761	196-2.5	1,164-14.7



33 LARRY WARREN **1,108 PTS.**
GUARD | 6-4 | 190 | LAKE WORTH, FL

Another of FSU's many Florida Mr. Basketball honorees, Larry Warren was also a junior college All-American. Known for his great play in big games, Warren averaged 14.2 points a game in his FSU career. Warren's junior college coach was fellow 1,000-point club member Jim Oler.

Year	G	FG-FGA	PCT	FT-FTA	PCT	RB-AVG	PTS-AVG
1973-74	26	179-395	.453	82-103	.796	161-6.2	440-16.9
1974-75	25	172-363	.474	56-72	.778	139-5.6	400-16.0
1975-76	27	122-311	.392	24-37	.649	102-3.8	268-9.9
Totals	78	473-1,069	.442	162-212	.764	402-5.2	1,108-14.2

1,000 POINT SCORERS



34

MICHAEL POLITE
FORWARD | 6-7 | 215 | DAYTONA BEACH, FL

1,070 PTS.

Michael Polite overcame Guillain-Barré syndrome as a sophomore to have a productive career. He led FSU in rebounding his final two seasons and averaged at least 13 points per game as a junior and senior.

Year	G	FG-FGA	PCT	FT-FTA	PCT	RB-AVG	PTS-AVG
1987-88	30	70-117	.590	50-70	.714	115-3.8	188-6.3
1988-89	6	11-21	.524	6-17	.353	23-3.8	26-2.3
1989-90	31	156-268	.582	117-173	.676	262-8.5	433-14.0
1990-91	32	144-305	.472	124-190	.653	273-8.5	419-13.1
Totals	99	381-711	.535	297-450	.660	673-6.8	1,070-10.8



39

TIM PICKETT
GUARD • 6-4 • 207 • DAYTONA BEACH, FL

1,038 PTS.

One of only two players in FSU history to earn All-ACC First-Team honors, Pickett led the Seminoles to the second round of the NIT in 2004. He scored 1,038 points in two years and averaged 16.7 points per game. Named to the ACC All-Defensive Team in 2003 and 2004 by a vote of both the coaches and the media, Pickett led the ACC in steals in 2003 and in 3-point field goals made in 2004. He totaled 164 steals in only two years in Division I play and ended his career tied for second in ACC history with an average of 2.64 steals per game.

Year	G	FG-FGA	PCT	FT-FTA	PCT	RB-AVG	PTS-AVG
2002-03	29	167-437	.382	77-89	.865	165-5.7	495-17.1
2003-04	33	185-427	.433	63-83	.759	149-4.5	543-16.5
Totals	62	352-864	.407	140-172	.814	314-5.06	1,038-16.7



35

MITCHELL WIGGINS
GUARD | 6-4 | 185 | GRIFON, NC

1,067 PTS.

An FSU All-American, Mitchell Wiggins leads all Seminoles with a career scoring average of 23.2 points per game. Wiggins was the first FSU player to win the Metro Conference scoring title. He was a first-team All-Metro selection in 1981-82 and led the conference in rebounding from the guard position. Wiggins participated on the U.S. National team at the 1982 World Championships. Drafted by the Indiana Pacers in 1983, Wiggins wound up in Chicago then moved on to Houston and Philadelphia of the NBA.

Year	G	FG-FGA	PCT	FT-FTA	PCT	RB-AVG	PTS-AVG
1981-82	22	223-388	.574	77-102	.754	213-9.7	523-23.8
1982-83	24	216-410	.527	112-147	.762	196-8.2	544-22.7
Totals	46	439-798	.550	189-249	.759	409-8.9	1,067-23.2



40

LAMARR GREER
GUARD/FORWARD | 6-5 | 225 | CAPE MAY, NJ

1,022 PTS.

One of the most versatile players in FSU history, LaMarr Greer started his first two seasons at point guard before moving to the wing for his last two years. He ranks among Florida State's all-time top 10 in five categories.

Year	G	FG-FGA	PCT	FT-FTA	PCT	RB-AVG	PTS-AVG
1994-95	26	55-136	.404	12-16	.750	76-2.9	146-5.6
1995-96	27	91-203	.448	53-83	.639	93-3.4	253-9.4
1996-97	32	91-213	.427	49-80	.613	124-3.9	269-8.4
1997-98	32	127-321	.396	57-76	.750	145-4.5	354-11.1
Totals	117	364-873	.417	171-255	.671	438-3.7	1,022-8.7



36

PEE WEE BARBER
GUARD | 5-11 | 175 | HARRISONBURG, VA

1,062 PTS.

A bump and run guard who never slowed down, Pee Wee Barber played big for his size. In 1985-86 he led the Seminoles in scoring (16.8 points per game), assists (5.0 per game) and steals (1.8 per game). He was also named to the Metro Conference All-Tournament team in 1986. Pee Wee, whose given name is Norwood, was drafted by the Portland Trailblazers in 1987.

Year	G	FG-FGA	PCT	FT-FTA	PCT	RB-AVG	PTS-AVG
1985-86	29	204-402	.507	78-102	.765	69-2.5	486-16.8
1986-87	30	191-400	.478	122-152	.803	69-2.3	576-19.2
Totals	59	395-802	.493	200-254	.787	138-2.4	1,062-18.0



41

TOM MCLAUGHLIN
FORWARD | 6-3 | 150 | MADISON, IN

1,019 PTS.

Tom McLaughlin was Florida State's first 1,000-career-point scorer and totaled 1,019 points during his four-year career. A member of Florida State's second team during the 1948-49 season, he played for head coach J.K. "Bud" Kennedy. He averaged in double-figure scoring during three of his four seasons and finished his career with an 11.1 points per game average. He helped lead Florida State to its first national tournament appearance in the NAIB District 25 Tournament in 1951 and 1952.

Year	G	FG-FGA	PCT	FT-FTA	PCT	RB-AVG	PTS-AVG
1948-49	21	89-	—	37-	—	—	215-10.3
1949-50	25	138-	—	52-	—	—	328-13.1
1950-51	21	64-	—	51-	—	—	179-8.5
1951-52	25	118-352	.335	61-106	.575	—	297-11.9
Totals	92	409-	—	201-	—	—	1,019-11.1



37

RODNEY DOBARD
FORWARD | 6-9 | 210 | DELRAY BEACH, FL

1,058 PTS.

Rodney Dobard helped lead Florida State to the NCAA Tournament three times including to the Elite Eight in 1993. He ranks third in school history with a career field goal percentage of .585, and tied for 16th in rebounds with 641. He holds the single-season school record for blocked shots (111) in 1993 and blocked shots in a career (240).

Year	G	FG-FGA	PCT	FT-FTA	PCT	RB-AVG	PTS-AVG
1989-90	29	38-68	.559	12-23	.522	82-2.8	88-3.0
1990-91	29	110-193	.570	27-50	.540	150-5.2	247-8.5
1991-92	29	138-221	.624	43-72	.597	195-6.7	319-11.0
1992-93	35	170-297	.572	64-98	.653	214-6.1	404-11.5
Totals	122	456-779	.585	146-243	.601	641-5.3	1,058-8.7




42

WAYNE SMALLS
GUARD | 6-2 | 225 | CAMDEN, NJ

1,016 PTS.

Best known for his outside shooting ability, Wayne Smalls was one of the most consistent players to come off the bench for Florida State. As a senior, Smalls hit 84 percent from the free-throw line to rank among the nation's best.

Year	G	FG-FGA	PCT	FT-FTA	PCT	RB-AVG	PTS-AVG
1973-74	26	105-244	.430	23-30	.767	54-2.1	233-9.0
1974-75	26	141-314	.449	33-43	.767	68-2.6	315-12.1
1975-76	25	82-160	.513	20-31	.645	22-0.9	184-7.4
1976-77	27	129-289	.446	26-31	.838	86-3.1	284-10.5
Totals	104	457-1,007	.454	102-135	.756	230-2.2	1,016-9.8



38

ISAIAH SWANN
GUARD | 6-2 | 198 | GERMANTOWN, MD

1,053 PTS.

Isaiah Swann finished his career ranked among the school leaders in 3-point field goals made (172) and attempted (456) as well as steals (139). A member of three postseason teams (2006, 2007, 2008), Swann led FSU to six wins over ranked teams including No. 1-ranked Duke on March 1, 2006. He averaged 1.1 steal per game (139 in 120 games).

Year	G	FG-FGA	PCT	FT-FTA	PCT	RB-AVG	PTS-AVG
2004-05	31	58-139	.417	28-37	.757	60-2.0	161-5.2
2005-06	30	92-208	.442	34-52	.654	62-2.1	251-8.4
2006-07	35	126-273	.462	39-49	.796	105-3.0	359-10.3
2007-08	24	93-215	.433	42-50	.840	75-3.1	282-11.8
Totals	120	369-835	.442	143-188	.761	302-2.5	1,053-8.8



43

RAY SWAIN
FORWARD | 6-4 | 185 | JACKSONVILLE, FL

1,000 PTS.

Ray Swain was a double-figure scorer who averaged 16.9 points per game over the final 47 games and two seasons of his career. He averaged a career 17.4 points as a junior in helping the Seminoles to 14 wins. Florida State won 15 games in 1962 as he averaged 16.3 points per game. He helped the Seminoles defeat Florida his senior season.

Year	G	FG-FGA	PCT	FT-FTA	PCT	RB-AVG	PTS-AVG
1959-60	25	78-206	.379	50-89	.562	175-7.0	206-8.2
1960-61	24	168-313	.537	82-124	.661	188-7.8	418-17.4
1961-62	23	157-274	.573	62-91	.681	171-7.4	376-16.3
Totals	72	403-793	.508	194-304	.638	534-7.4	1,000-13.9



SCHOOL RECORDS

FIELD GOALS

GAME	Name	Date	FGM
1.	Ron King vs. Georgia Southern	Feb. 11, 1971	21
2.	Ron King at Pan American	Dec. 23, 1970	17
	Ron King vs. Miami	Jan. 8, 1971	17
	David Thompson vs. South Alabama	Jan. 22, 1977	17
	Mitchell Wiggins at San Diego State	Dec. 24, 1982	17
	Al Thornton at Duke	Feb. 4, 2006	17
7.	Dave Fedor vs. Miami	Jan. 16, 1960	16
	Larry Warren vs. Marshall	Dec. 7, 1974	16
	Murray Brown at Auburn	Dec. 4, 1978	16
	Alton Lee Gipson vs. Tampa	Nov. 26, 1984	16
	Al Thornton vs. Miami	March 3, 2006	16
12.	Dave Fedor vs. Rollins	Feb. 11, 1960	15
	Dave Fedor vs. Tampa	Feb. 26, 1962	15
	Ray Swain at Tampa	Feb. 26, 1962	15
	Dave Cowens vs. George Washington	Dec. 12, 1967	15
	Reggie Royals vs. UC-Irvine	Jan. 30, 1971	15
	Mitchell Wiggins vs. Florida	Jan. 11, 1982	15
	Doug Edwards vs. DePaul	Feb. 23, 1992	15
	Bob Sura vs. Lafayette	Jan. 2, 1994	15
	Al Thornton at Boston College	Jan. 14, 2006	15

SEASON

Name	Year	FGM	
1.	Ron King	1970-71	262
2.	Alton Lee Gipson	1983-84	260
3.	Al Thornton	2006-07	244
4.	Mickey Dillard	1979-80	242
	Tony Dawson	1988-89	242
6.	Bob Sura	1992-93	241
7.	Ron King	1971-72	239
	Toney Douglas	2008-09	239
9.	Murray Brown	1978-79	237
10.	Alton Lee Gipson	1984-85	236
11.	Sam Cassell	1992-93	234
12.	David Thompson	1976-77	230
	Murray Brown	1979-80	230
14.	Doug Edwards	1992-93	224
15.	Mitchell Wiggins	1981-82	223

CAREER

Name	Years	FGM	
1.	Bob Sura	1991-95	731
2.	James Collins	1993-97	645
3.	Harry Davis	1974-78	640
	Mickey Dillard	1976-81	640
5.	Doug Edwards	1990-93	621
6.	Randy Allen	1984-87	591
7.	Dave Fedor	1959-62	585
8.	Dave Cowens	1967-70	582
9.	Reggie Royals	1970-73	580
10.	David Thompson	1975-78	571
11.	Murray Brown	1976-80	566
12.	Toney Douglas	2007-09	560
13.	Al Thornton	2003-07	546
14.	Ron King	1971-73	542
15.	George McCloud	1985-89	529
	Michael Snaer	2010-13	529

FIELD GOALS ATTEMPTED

GAME	Name	Date	FGA
1.	Ham Wernke vs. Tampa	Feb. 14, 1953	37
2.	Rick Benson vs. Beloit	March 9, 1955	32
	Ron King vs. Georgia Southern	Feb. 11, 1971	32
	Al Thornton at Duke	Feb. 4, 2006	32
5.	Ian Morrison at Tampa	Feb. 27, 1967	31
6.	Burt Deckel at Furman	Dec. 14, 1957	30
	Don Bates at Stetson	Feb. 21, 1959	30
8.	Don Bates at Auburn	Dec. 17, 1958	29
	Ron King vs. Miami	Jan. 8, 1971	29
10.	Rick Benson vs. Georgia Teachers	March 1, 1955	28
	Hugh Durham vs. Auburn	Dec. 29, 1958	28
	David Thompson at Jacksonville	Jan. 26, 1977	28
	David Thompson vs. UNC Charlotte	Jan. 29, 1977	28

SEASON

Name	Year	FGA	
1.	Ron King	1971-72	558
2.	Toney Douglas	2008-09	536
3.	Bob Sura	1992-93	533
4.	Ron King	1970-71	521
5.	Alton Lee Gipson	1983-84	497
6.	Don Bates	1958-59	495
	David Thompson	1976-77	495
8.	Alton Lee Gipson	1984-85	489
9.	Rick Benson	1954-55	471
10.	Jim Oler	1955-56	470
11.	Sam Cassell	1992-93	466
12.	George McCloud	1988-89	462
13.	Ham Wernke	1954-55	461
14.	Al Thornton	2006-07	460
15.	Tony Dawson	1988-89	459

CAREER

Name	Years	FGA	
1.	Bob Sura	1991-95	1626
2.	James Collins	1993-97	1433
3.	Ham Wernke	1951-55	1308
4.	Jim Oler	1952-56	1303
5.	Toney Douglas	2007-09	1251
6.	Mickey Dillard	1976-81	1248
7.	Michael Snaer	2010-13	1243
8.	Hugh Durham	1956-59	1230
9.	David Thompson	1975-78	1213
10.	Randy Allen	1984-87	1205
11.	Doug Edwards	1990-93	1194
12.	Reggie Royals	1970-73	1181
13.	Dave Fedor	1959-62	1174
14.	Ron King	1971-73	1170
15.	George McCloud	1986-89	1149



Al Thornton, the ninth all-time leading scorer in Florida State history, is ranked among the FSU all-time leaders in field goals made in a single game, in a season and during his career.



SCHOOL RECORDS

FIELD GOAL PERCENTAGE

GAME (MINIMUM 10 ATTEMPTS)

	Name	Date	Pct.
1.	Greg Grady vs. Illinois State	Feb. 12, 1976	1.000 (11-11)
	Tat Hunter at Tampa	Nov. 23, 1985	1.000 (10-10)
	Doug Edwards vs. UNC-Asheville	Jan. 2, 1992	1.000 (10-10)
4.	Murray Brown at Auburn	Dec. 4, 1978	.941 (16-17)
5.	Tharon Mayes vs. Southern Miss.	Jan. 7, 1989	.929 (13-14)
	Murray Brown vs. Baptist College	Feb. 5, 1977	.917 (11-12)
7.	Doug Edwards vs. NC State	March 13, 1992	.909 (10-11)
	Chris Singleton vs. Gardner Webb	Nov. 16, 2010	.909 (10-11)
9.	Charlie Long vs. Auburn	Dec. 21, 1962	.900 (9-10)
	Dick Danford vs. The Citadel	Jan. 2, 1968	.900 (9-10)
	Otis Johnson vs. Mercer	March 3, 1973	.900 (9-10)
	Harry Davis vs. Oregon State	Dec. 29, 1975	.900 (9-10)
	Murray Brown vs. Western Kentucky	Nov. 30, 1978	.900 (9-10)
	Tony Dawson vs. Florida International	Dec. 2, 1987	.900 (9-10)
	Michael Polite vs. Southern Miss.	Jan. 6, 1990	.900 (9-10)
16.	Mitchell Wiggins at San Diego State	Dec. 29, 1982	.895 (17-19)
17.	Murray Brown at Cincinnati	Jan. 27, 1979	.875 (14-16)
	Irv Thomas vs. Southern Miss.	Jan. 6, 1990	.875 (14-16)
19.	Ray Swain vs. Furman	Feb. 20, 1961	.867 (13-15)
20.	Vernell Ellzy vs. Biscayne College	Dec. 3, 1970	.857 (12-14)
	Greg Grady vs. Biscayne	Jan. 20, 1975	.857 (12-14)
	Murray Brown vs. Alabama Birmingham	Feb. 20, 1980	.857 (12-14)
	Raleigh Choice vs. Southern Miss.	Jan. 18, 1986	.857 (12-14)
	Tony Dawson vs. Central Florida	Nov. 25, 1988	.857 (12-14)
	Sam Cassell at Clemson	Jan. 20, 1993	.857 (12-14)
	Devidas Dulkys vs. North Carolina	Jan. 14, 2012	.857 (12-14)

SEASON

	Name	Year	FGM-FGA	Pct.
1.	Murray Brown	1978-79	237-343	.691
2.	Bernard James	2010-11	117-178	.657
3.	Murray Brown	1979-80	230-356	.646
4.	Harry Davis	1975-76	143-224	.638
5.	Willie Williams	1969-70	185-291	.636
6.	Rodney Dobar	1991-92	138-221	.624
7.	Jerome Fitchett	1985-86	126-205	.615
8.	Bernard James	2011-12	157-259	.606
9.	Damous Anderson	1998-99	115-190	.605
10.	Kris Anderson	1980-81	108-182	.593
	Elvis Rolle	1979-80	197-332	.593
12.	Tat Hunter	1987-88	122-207	.589
13.	Kris Anderson	1978-79	105-179	.587
14.	Michael Polite	1989-90	156-268	.582
15.	Greg Grady	1974-75	154-265	.581

CAREER

	Name	Years	FGM-FGA	Pct.
1.	Murray Brown	1976-80	566-847	.668
2.	Bernard James	2011-12	274-437	.627
3.	Kris Anderson	1977-79, 81	371-633	.586
4.	Rodney Dobar	1990-93	456-779	.585
5.	Harry Davis	1975-78	640-1095	.584
6.	Elvis Rolle	1980-81	365-629	.580
7.	Trevor Harvey	2001-03	141-245	.576
8.	Boris Bojanovsky	2013-Pr.	169-294	.575
	Jerome Fitchett	1985-88	388-675	.575
10.	Jan Gies	1968-70	245-428	.572
11.	Greg Grady	1973-76	401-708	.566
12.	Tat Hunter	1986-89	395-707	.559
13.	Willie Williams	1968-70	268-482	.556
14.	Mitchell Wiggins	1982-83	439-798	.550
15.	Lawrence McCray	1972-74	492-896	.549

THREE-POINT SHOTS MADE

GAME

	Name	Date	3FGM
1.	George McCloud at La Salle	Feb. 23, 1989	10
2.	Isaiah Swann at Mississippi State	March 20, 2007	9
3.	James Collins vs. Connecticut	March 25, 1997	8
	Devidas Dulkys vs. North Carolina	Jan. 14, 2012	8
5.	Sam Cassell vs. South Florida	Dec. 30, 1992	7
	James Collins vs. Tulane	Dec. 10, 1994	7
	Adrian Crawford at Temple	Dec. 14, 1998	7
	Adrian Crawford at Vanderbilt	Dec. 9, 2000	7
	Andrew Wilson at North Carolina	Feb. 21, 2004	7
	Von Wafer vs. Wake Forest	Jan. 18, 2005	7
	Andrew Wilson vs. Virginia	Feb. 18, 2006	7
	Toney Douglas vs. Miami	Jan. 21, 2009	7
13.	LaRae Davis vs. Southern Miss.	Feb. 28, 1987	6
	LaRae Davis at South Carolina	March 6, 1987	6
	George McCloud vs. Alabama State	Feb. 24, 1988	6
	George McCloud vs. Florida	Dec. 3, 1988	6
	George McCloud vs. Jacksonville	Jan. 11, 1989	6
	George McCloud vs. Arkansas	Jan. 18, 1989	6
	George McCloud vs. Virginia Tech	March 1, 1989	6
	Tharon Mayes vs. Stetson	Dec. 22, 1989	6
	Aubry Boyd at Jacksonville	Feb. 16, 1991	6
	Sam Cassell at Wake Forest	Jan. 11, 1992	6
	Sam Cassell vs. Georgia Tech	Feb. 15, 1992	6
	Bob Sura vs. UCLA	Nov. 27, 1992	6
	Sam Cassell at Clemson	Jan. 20, 1993	6
	Terrell Baker vs. Auburn	Dec. 6, 1998	6
	Tim Pickett at Virginia	Jan. 29, 2003	6
	Tim Pickett vs. Virginia	March 1, 2003	6
	Nate Johnson at Stetson	Dec. 30, 2004	6
	Tim Pickett at Florida	Jan. 3, 2004	6
	Tim Pickett vs. Savannah State	Feb. 1, 2004	6
	Tim Pickett vs. Georgia Tech	Feb. 3, 2004	6
	Tim Pickett vs. Duke	Feb. 29, 2004	6
	Tim Pickett vs. NC State	March 12, 2004	6
	Von Wafer vs. Stetson	Dec. 23, 2004	6
	Von Wafer vs. Florida	Jan. 2, 2005	6
	Isaiah Swann vs. UAB	Nov. 16, 2007	6
	Isaiah Swann vs. Maine	Dec. 8, 2007	6
	Toney Douglas vs. Coastal Carolina	Nov. 22, 2008	6
	Chris Singleton vs. Butler	Dec 23, 2010	6
	Ian Miller vs. Maryland	Jan. 12, 2014	6
	Aaron Thomas vs. Virginia Tech	Feb. 5, 2014	6
	Xavier Rathan-Mayes at Miami	Feb. 25, 2015	6

SEASON

	Name	Year	3FGM
1.	George McCloud	1988-89	115
2.	Tim Pickett	2003-04	110
3.	Toney Douglas	2008-09	85
4.	Tim Pickett	2002-03	84
5.	LaRae Davis	1986-87	80
6.	James Collins	1996-97	75
7.	Bob Sura	1992-93	73
8.	Pee Wee Barber	1986-87	72
	George McCloud	1987-88	72
	James Collins	1994-95	72
11.	Devidas Dulkys	2009-10	71
12.	James Collins	1995-96	69
13.	Isaiah Swann	2006-07	68
14.	Michael Snaer	2011-12	67
15.	Von Wafer	2004-05	65
	Ian Miller	2013-14	65

CAREER

	Name	Years	3FGM
1.	James Collins	1993-97	255
2.	Bob Sura	1991-95	214
3.	Devidas Dulkys	2009-12	203
4.	George McCloud	1986-89	201
5.	Michael Snaer	2010-13	196
6.	Tim Pickett	2002-04	194
7.	Toney Douglas	2007-09	178
8.	Isaiah Swann	2005-08	172
9.	Ian Miller	2011-14	146
10.	Adrian Crawford	1999-01	135
11.	Devon Bookert	2013-Pr.	129
12.	Tharon Mayes	1987-90	128
13.	LaMarr Greer	1994-98	123
14.	Delvon Arrington	1999-02	120
14.	Chuck Graham	1985-89	115
16.	Ron Hale	1996-00	111
17.	Andrew Wilson	2001-06	110
18.	Sam Cassell	1991-93	108
	Von Wafer	2003-05	108
20.	Chris Singleton	2009-11	104



Bernard James, who helped lead the the Seminoles to the 2012 ACC Championship, shot .627 from the field (second in school history) during his career.



SCHOOL RECORDS

THREE-POINT SHOTS ATTEMPTED

GAME	Name	Date	3FGA
1.	George McCloud at La Salle	Feb. 23, 1989	17
2.	Tim Pickett vs. Texas A&M Corpus Christi	Jan. 6, 2003	16
3.	Tim Pickett vs. Florida	Dec. 6, 2002	15
4.	George McCloud vs. Louisville	Feb. 16, 1989	14
	Tim Pickett vs. Wichita State	March 17, 2004	14
	Toney Douglas vs. Miami	Jan. 21, 2008	14
7.	George McCloud vs. Iowa	March 18, 1988	13
	George McCloud vs. Memphis State	Feb. 1, 1989	13
	Bob Sura vs. Temple	Dec. 20, 1992	13
	Derrick Carroll at South Florida	Dec. 11, 1993	13
	James Collins at Clemson	Feb. 17, 1996	13
	Adrian Crawford at Vanderbilt	Dec. 9, 2000	13
	Tim Pickett at Virginia	Jan. 29, 2003	13
	Tim Pickett at North Carolina	Feb. 21, 2004	13
	Tim Pickett vs. Iowa State	March 23, 2004	13
	Isaiah Swann at Mississippi State	March 20, 2007	13
17.	George McCloud vs. Louisville	March 12, 1989	12
	Aubry Boyd vs. La Salle	Dec. 9, 1990	12
	Derrick Carroll vs. Temple	Dec. 20, 1992	12
	Sam Cassell at North Carolina	Jan. 27, 1993	12
	Bob Sura vs. North Carolina	Feb. 27, 1993	12
	James Collins vs. Florida	Feb. 20, 1995	12
	James Collins vs. Wake Forest	Jan. 6, 1996	12
	James Collins vs. Clemson	Jan. 11, 1997	12
	James Collins at NC State	Feb. 26, 1997	12
	James Collins vs. Connecticut	March 25, 1997	12
	Tim Pickett at Virginia Tech	Jan. 4, 2002	12
	Tim Pickett vs. Savannah State	Nov. 24, 2002	12
	Tim Pickett vs. NC State	Jan. 18, 2003	12
	Tim Pickett vs. Duke	Feb. 29, 2004	12
	Von Wafer vs. Stetson	Dec. 23, 2004	12
	Von Wafer vs. Wake Forest	Jan. 18, 2005	12
	Isaiah Swann vs. North Carolina	Feb. 3, 2008	12
	Chris Singleton vs. Butler	Dec 23, 2010	12

SEASON

	Name	Year	3FGA
1.	Tim Pickett	2003-04	270
2.	George McCloud	1988-89	262
3.	Tim Pickett	2002-03	259
4.	Toney Douglas	2008-09	221
5.	Bob Sura	1992-93	220
6.	James Collins	1996-97	203
7.	James Collins	1995-96	199
8.	Deividus Dulkys	2009-10	179
9.	Aubry Boyd	1990-91	178
10.	LaRae Davis	1986-87	175
11.	Toney Douglas	2007-08	174
12.	Xavier Rathan-Mayes	2014-15	171
13.	Adrian Crawford	2000-01	166
	Isaiah Swann	2006-07	166
	Michael Snaer	2011-12	166
16.	Deividus Dulkys	2010-11	165
17.	Sam Cassell	1991-92	164
	Bob Sura	1993-94	164
	James Collins	1994-95	164
	Von Wafer	2004-05	164
	Michael Snaer	2010-13	164
22.	Ian Miller	2013-14	163

CAREER

	Name	Years	3FGA
1.	James Collins	1993-97	686
2.	Bob Sura	1991-95	640
3.	Deividus Dulkys	2009-12	572
4.	Tim Pickett	2002-04	529
5.	Michael Snaer	2011-13	513
6.	Toney Douglas	2007-09	473
7.	George McCloud	1985-89	466
8.	Isaiah Swann	2005-06	456
9.	Ian Miller	2011-14	409
10.	LaMarr Greer	1994-98	380
11.	Adrian Crawford	1999-01	375
12.	Delvon Arrington	1999-00	354
13.	Ron Hale	1996-00	339
14.	Tharon Mayes	1987-90	337
15.	Chuck Graham	1989-94	333
16.	Chris Singleton	2009-11	315
17.	Andrew Wilson	2001-06	300
18.	Von Wafer	2004-05	296
19.	Sam Cassell	1991-93	295
20.	Aubry Boyd	1987-91	292

THREE-POINT PERCENTAGE

GAME (MINIMUM 3 ATTEMPTS)

GAME	Name	Date	Pct.
1.	George McCloud at South Carolina	Feb. 14, 1987	1.000 (4-4)
	Jerome Fitchett vs. Pittsburgh	Dec. 28, 1987	1.000 (3-3)
	Brad Johnson vs. Iowa	March 18, 1988	1.000 (3-3)
	George McCloud vs. South Florida	Dec. 20, 1988	1.000 (3-3)
	Chad Copeland vs. Samford	Dec. 19, 1989	1.000 (3-3)
	Michael Polite vs. Rhode Island	Dec. 29, 1989	1.000 (3-3)
	Chuck Graham at Miami	Jan. 18, 1990	1.000 (3-3)
	Chad Copeland vs. Miami	Feb. 17, 1990	1.000 (3-3)
	Bob Sura vs. UNC Asheville	Jan. 2, 1992	1.000 (3-3)
	Sam Cassell at Clemson	Jan. 20, 1993	1.000 (6-6)
	Sam Cassell vs. Tulane	March 20, 1993	1.000 (7-7)
	James Collins vs. South Florida	Nov. 29, 1994	1.000 (7-7)
	Scott Shepherd at Maryland	Feb. 11, 1995	1.000 (3-3)
	LaMarr Greer at Virginia	Jan. 3, 1996	1.000 (3-3)
	Avery Curry vs. Wake Forest	Jan. 6, 1996	1.000 (3-3)
	Geoff Brower at North Carolina	Feb. 24, 1996	1.000 (5-5)
	LaMarr Greer vs. Southwestern Louisiana	Nov. 22, 1996	1.000 (3-3)
	LaMarr Greer vs. Arizona	Dec. 23, 1997	1.000 (3-3)
	Tharon Mayes vs. Monmouth	Feb. 2, 1998	1.000 (5-5)
	Adrian Crawford vs. Wake Forest	Jan. 20, 1999	1.000 (4-4)
	Antwan Dixon vs. Binghamton	Dec. 21, 2000	1.000 (4-4)
	Adrian Crawford vs. Duke	Jan. 4, 2001	1.000 (3-3)
	Delvon Arrington vs. Virginia	Feb. 17, 2001	1.000 (3-3)
	Adrian Crawford at North Carolina	Feb. 22, 2001	1.000 (4-4)
	Nate Johnson at Stetson	Dec. 28, 2003	1.000 (6-6)
	Ralph Mims vs. Maine	Dec. 8, 2007	1.000 (3-3)
	Ralph Mims vs. College of Charleston	Dec. 18, 2007	1.000 (3-3)
	Toney Douglas at Virginia Tech	Jan. 29, 2008	1.000 (3-3)
	Chris Singleton vs. Alabama	Nov. 27, 2009	1.000 (3-3)
	Derwin Kitchen vs. Maryland	Feb. 4, 2010	1.000 (3-3)
	Deividus Dulkys vs. Stetson	Nov. 16, 2012	1.000 (4-4)
	Michael Snaer vs. Wake Forest	Jan. 25, 2012	1.000 (4-4)
	Montay Brandon vs. Saint Joseph's	Nov. 17, 2012	1.000 (3-3)
	Ian Miller vs. UT-Martin	Nov. 17, 2013	1.000 (3-3)
	Devon Bookert vs. Georgia Tech	March 2, 2014	1.000 (4-4)
	Devon Bookert vs. Georgetown	March 24, 2014	1.000 (4-4)
	Xavier Rathan-Mayes vs. The Citadel	Nov. 25, 2014	1.000 (5-5)

SEASON

	Name	Year	Pct.
1.	Devon Bookert	2012-13	.525 (32-61)
2.	Andrew Wilson	2005-06	.500 (41-82)
3.	Tharon Mayes	1987-88	.460 (46-100)
4.	LaRae Davis	1986-87	.457 (80-175)
5.	George McCloud	1987-88	.453 (72-159)
6.	Pee Wee Barber	1986-87	.447 (72-161)
7.	Al Thornton	2006-07	.444 (36-81)
8.	George McCloud	1988-89	.439 (115-262)
	James Collins	1994-95	.439 (72-164)
10.	Devon Bookert	2013-14	.431 (44-102)
11.	Damous Anderson	1999-00	.430 (52-121)
12.	Nate Johnson	2003-04	.420 (42-100)
	Adam Waleskowsky	2004-05	.420 (21-50)
14.	Isaiah Swann	2006-07	.410 (68-166)
15.	Tim Pickett	2003-04	.407 (110-270)
16.	Adam Waleskowsky	2003-04	.404 (21-52)
	Michael Snaer	2011-12	.404 (67-166)
18.	Michael Joiner	2001-02	.403 (31-77)
19.	Ian Miller	2013-14	.399 (65-163)
20.	Adrian Crawford	1998-99	.398 (64-161)

CAREER

	Name	Years	Pct.
1.	LaRae Davis	1986-87	.457 (80-175)
2.	Pee Wee Barber	1986-87	.447 (72-161)
3.	Al Thornton	2003-07	.438 (63-144)
4.	Devon Bookert	2013-Pr.	.433 (129-288)
5.	George McCloud	1986-89	.429 (201-468)
6.	Damous Anderson	1999-00	.412 (54-131)
7.	Nate Johnson	2002-04	.391 (72-184)
8.	Michael Snaer	2010-13	.382 (196-513)
9.	Tharon Mayes	1988-90	.380 (128-337)
10.	Isaiah Swann	2005-08	.377 (172-456)
11.	Toney Douglas	2007-09	.376 (178-473)
12.	James Collins	1994-97	.372 (255-686)
13.	Tim Pickett	2002-04	.367 (194-529)
	Andrew Wilson	2001-06	.367 (110-300)
15.	Sam Cassell	1992-93	.366 (108-295)
16.	Von Wafer	2003-05	.365 (108-296)
17.	Derrick Carroll	1993-95	.362 (77-213)
18.	Michael Joiner	2001-04	.361 (92-255)
19.	Adrian Crawford	1999-01	.360 (135-375)
20.	Todd Galloway	1999-01	.359 (92-256)



SCHOOL RECORDS

FREE THROWS MADE

GAME

GAME	Name	Date	FTM
1.	Jim Oler at Rollins	Jan. 31, 1955	22
	Jim Oler vs. Morningside	Dec. 16, 1955	22
3.	Jim Oler at Rollins	Feb. 13, 1956	20
4.	Jim Oler vs. Boston University	Dec. 20, 1955	17
	Jim Oler vs. Miami	Jan. 7, 1956	17
	Jim Oler at Georgia Teachers College	Jan. 14, 1956	17
	Jim Oler vs. Tampa	Feb. 7, 1956	17
8.	Ham Wernke at Mississippi State	Dec. 4, 1953	16
	Jim Oler vs. Montana State	March 7, 1955	16
	Hugh Durham vs. Loyola of New Orleans	Feb. 20, 1957	16
	Bob Sura vs. South Florida	Nov. 29, 1994	16
12.	Jim Oler at Florida Southern	Feb. 18, 1956	15
	Jim Oler at Miami	Feb. 25, 1956	15
	Hugh Durham vs. Stetson	Jan. 19, 1957	15
	Hugh Durham at Georgia	Jan. 21, 1957	15
	Hugh Durham vs. Georgia	Jan. 2, 1958	15
	Al Thornton vs. Duke	March 1, 2006	15

SEASON

SEASON	Name	Year	FTM
1.	Jim Oler	1955-56	310
2.	Jim Oler	1954-55	221
3.	Toney Douglas	2008-09	188
4.	Gary Schull	1965-66	174
5.	Al Thornton	2006-07	166
6.	Hugh Durham	1958-59	162
7.	Hugh Durham	1956-57	155
	Murray Brown	1978-79	155
9.	George McCloud	1988-89	154
10.	Mickey Dillard	1979-80	151
	Mickey Dillard	1980-81	151
12.	Jim Oler	1953-54	140

CAREER

CAREER	Name	Years	FTM
1.	Jim Oler	1952-56	761
2.	Bob Sura	1991-95	454
3.	Mickey Dillard	1976-81	448
4.	Hugh Durham	1956-59	441
5.	Okaro White	2011-14	401
6.	Ham Wernke	1951-55	396
7.	Al Thornton	2003-07	366
8.	Toney Douglas	2007-09	357
9.	Murray Brown	1976-80	338
10.	Doug Edwards	1990-93	332
11.	Gary Schull	1963-66	326
12.	Dave Cowens	1967-70	315
	George McCloud	1985-89	315

FREE THROWS ATTEMPTED

GAME

GAME	Name	Date	FTA
1.	Jim Oler vs. Morningside	Dec. 16, 1955	30
2.	Jim Oler vs. Rollins	Jan. 31, 1955	29
3.	Jim Oler at Georgia Teachers College	Jan. 14, 1956	23
	Jim Oler vs. Florida Southern	Feb. 13, 1956	23
5.	Jim Oler vs. Miami	Jan. 7, 1956	22
	Hugh Durham vs. Stetson	Jan. 7, 1956	22
7.	Jim Oler vs. Tampa	Feb. 7, 1956	21
	Hugh Durham vs. Loyola of New Orleans	Feb. 20, 1957	21
9.	Ham Wernke at Mississippi State	Dec. 4, 1953	20
	Hugh Durham vs. Georgia	Jan. 2, 1958	20
11.	Jim Oler at Stetson	Jan. 29, 1955	19
	Jim Oler vs. Boston University	Dec. 20, 1955	19
	Jim Oler at Florida Southern	Feb. 18, 1956	19
	Gary Schull vs. Memphis	Jan. 15, 1966	19
	Harry Davis vs. Memphis State	Jan. 15, 1978	19
	Murray Brown at Tulane	Jan. 10, 1979	19

SEASON

SEASON	Name	Year	FTA
1.	Jim Oler	1955-56	380
2.	Jim Oler	1954-55	289
3.	Gary Schull	1965-66	248
4.	Toney Douglas	2008-09	232
5.	Murray Brown	1978-79	218
6.	Hugh Durham	1956-57	213
7.	Al Thornton	2006-07	210
8.	Hugh Durham	1958-59	201
9.	Mickey Dillard	1979-80	197
10.	Elvis Rolle	1980-81	195
11.	Ham Wernke	1952-53	193
12.	Mickey Dillard	1980-81	190
	Michael Polite	1990-91	190

CAREER

CAREER	Name	Years	FTA
1.	Jim Oler	1952-56	975
2.	Bob Sura	1991-95	696
3.	Mickey Dillard	1976-81	584
4.	Hugh Durham	1956-59	568
5.	Ham Wernke	1951-55	533
6.	Al Thornton	2003-07	522
7.	Okaro White	2011-14	502
8.	Murray Brown	1976-80	484
9.	Gary Schull	1963-66	472
10.	Dave Cowens	1967-70	464
11.	Doug Edwards	1990-93	458
12.	Michael Polite	1988-91	450

FREE THROW PERCENTAGE

GAME (MINIMUM 9 ATTEMPTS)

GAME	Name	Date	Pct.
1.	Jim Oler vs. Tampa	Jan. 6, 1954	1.000 (9-9)
	Gary Wold vs. Miami	Dec. 27, 1954	1.000 (10-10)
	Jacob Ward vs. New York University	Dec. 30, 1955	1.000 (10-10)
	Hugh Durham at Rollins	Feb. 4, 1957	1.000 (12-12)
	Hugh Durham vs. Murray State	Dec. 7, 1957	1.000 (14-14)
	Hugh Durham vs. Furman	Feb. 6, 1958	1.000 (11-11)
	Hugh Durham at Oklahoma City	Jan. 31, 1959	1.000 (10-10)
	Hugh Durham at Stetson	Feb. 21, 1959	1.000 (10-10)
	Hugh Durham at Miami	Feb. 28, 1959	1.000 (9-9)
	Dave Fedor at Miami	Feb. 27, 1960	1.000 (11-11)
	Ron Melman vs. Georgia Tech	Jan. 20, 1965	1.000 (9-9)
	Darrel Stewart at Florida	Dec. 8, 1965	1.000 (9-9)
	Gary Schull vs. Auburn	Dec. 21, 1965	1.000 (10-10)
	Ron King vs. North Carolina	March 23, 1972	1.000 (10-10)
	Granville Arnold at Virginia Tech	March 3, 1984	1.000 (10-10)
	Tony Dawson vs. Florida International	Dec. 2, 1987	1.000 (10-10)
	George McCloud at Jacksonville	Jan. 11, 1989	1.000 (9-9)
	Doug Edwards vs. Clemson	Feb. 8, 1992	1.000 (14-14)
	Nick Bryant at Florida Atlantic	Dec. 1, 1993	1.000 (11-11)
	Bob Sura vs. South Florida	Nov. 29, 1994	1.000 (16-16)
	Ron Hale vs. Georgia Tech	Feb. 11, 1999	1.000 (9-9)
	Anthony Richardson at Georgia Tech	Jan. 14, 2003	1.000 (10-10)
	Al Thornton at Miami	March 3, 2007	1.000 (11-11)
	Uche Echefu vs. La Salle	Jan. 5, 2008	1.000 (11-11)
	Michael Snaer vs. Auburn	Jan. 4, 2012	1.000 (10-10)
	Okaro White vs. Maryland	Jan. 30, 2013	1.000 (10-10)
	Okaro White vs. Virginia Tech	Feb. 2, 2014	1.000 (9-9)

SEASON

SEASON	Name	Year	FTM-FTA	Pct.
1.	Ken Macklin	1969-70	51-57	.895
2.	George McCloud	1988-89	154-176	.875
3.	Ian Miller	2013-14	96-110	.873
4.	Jerry Shirley	1963-64	59-68	.868
5.	Tim Pickett	2002-03	77-89	.865
6.	Ron Harris	1969-70	46-54	.852
7.	Uche Echefu	2008-09	89-105	.848
8.	Michael Snaer	2011-12	88-104	.846
9.	Ron Malmen	1964-65	58-69	.841
10.	Randy Cable	1967-68	42-50	.840
	Isaiah Swann	2007-08	42-50	.840
12.	Granville Arnold	1983-84	78-93	.839
13.	Tharon Mayes	1989-90	105-126	.833

CAREER (MINIMUM 75 MADE)

CAREER	Name	Years	FTM-FTA	Pct.
1.	Ken Leakey	1964-66	75-91	.824
2.	Granville Arnold	1983-85	154-189	.815
3.	Tim Pickett	2002-04	140-172	.814
4.	Jerry Shirley	1963-65	161-198	.813
5.	Toney Douglas	2007-09	357-443	.806
	Ian Miller	2011-14	183-227	.806
7.	Devon Bookert	2013-Pr.	174-217	.802
8.	Okaro White	2011-14	401-502	.799
9.	Uche Echefu	2006-09	264-331	.798
10.	Ralph Mims	2005-08	226-284	.796
11.	Dave Fedor	1960-62	286-363	.788
12.	Pee Wee Barber	1986-87	200-254	.787
13.	Tharon Mayes	1988-90	200-255	.784
14.	Michael Snaer	2010-13	306-391	.783
15.	Jim Oler	1953-56	761-975	.781



SCHOOL RECORDS

REBOUNDS

GAME

	Name	Date	Rebounds
1.	Rick Benson vs. Florida Southern	Jan. 7, 1955	32
2.	Dave Cowens vs. LSU	Dec. 16, 1967	31
3.	Dave Cowens at The Citadel	Feb. 7, 1968	30
4.	Dave Cowens vs. Florida Southern	Feb. 27, 1969	29
5.	Dave Fedor at Jacksonville	Dec. 29, 1959	28
	Dave Fedor vs. Rollins	Feb. 11, 1960	28
7.	Gary Schull vs. Jacksonville	Feb. 10, 1966	27
	Dave Cowens vs. Stetson	Feb. 10, 1969	27
9.	Don Boltz vs. Stetson	Jan. 16, 1958	26
	Dave Cowens vs. Hawaii	Jan. 23, 1969	26
11.	Rick Benson vs. Miami	Dec. 20, 1954	25
	Dave Cowens vs. Clemson	Jan. 22, 1970	25
13.	Rick Benson vs. Montana State	March 7, 1955	24
	Rick Benson at Florida Southern	Dec. 7, 1955	24
	Dave Cowens vs. George Washington	Dec. 29, 1967	24
16.	Don Boltz vs. Miami	Jan. 17, 1959	23
	Dave Cowens vs. Florida Southern	Feb. 10, 1968	23
	Lawrence McCray vs. Connecticut	Jan. 6, 1973	23

SEASON

	Name	Year	Rebounds	Avg.
1.	Dave Cowens	1967-68	456	16.9
2.	Rick Benson	1954-55	451	17.3
3.	Dave Cowens	1969-70	447	17.2
4.	Dave Cowens	1968-69	437	17.5
5.	Dave Fedor	1959-60	400	16.0
6.	Reggie Royals	1970-71	390	15.0
7.	Reggie Royals	1971-72	351	11.0
8.	Dave Fedor	1960-61	336	14.0
9.	Gary Schull	1965-66	331	12.7
10.	Don Boltz	1957-58	303	12.1

500-REBOUND CLUB

	Name	Years	Games	Avg.	Rebounds
1.	Dave Cowens	1967-70	78	17.2	1340
2.	Reggie Royals	1970-73	84	11.9	1006
3.	Dave Fedor	1959-62	72	13.5	969
4.	Greg Grady	1972-76	100	7.9	793
5.	Doug Edwards	1990-93	93	8.5	788
6.	Gary Schull	1963-66	76	10.1	781
7.	Lawrence McCray	1971-74	84	9.0	759
8.	Tat Hunter	1986-89	117	6.5	758
9.	Corey Louis	1994-98	107	7.1	755
10.	Randy Allen	1984-87	115	6.4	738
11.	Harry Davis	1974-78	108	6.8	735
12.	Kris Anderson	1976-81	107	6.7	715
13.	Bob Sura	1991-95	119	6.0	714
14.	Okaro White	2011-14	139	5.1	704
15.	Michael Polite	1987-91	99	6.8	673
16.	Rodney Dobard	1989-93	122	5.2	643
17.	Murray Brown	1976-80	106	6.1	642
18.	Al Thornton	2004-07	124	5.2	641
19.	David Thompson	1975-78	83	7.5	619
20.	Uche Ecefu	2006-09	131	4.7	613
21.	Bob Williams	1955-57	72	8.4	604
22.	Chris Singleton	2009-11	95	6.2	586
23.	Don Boltz	1957-59	48	11.8	567
24.	Kirk Luchman	1993-97	111	5.0	552
25.	Michael Joiner	2001-04	120	4.6	550
26.	Ray Swain	1959-60	72	11.6	534
	Willie Williams	1968-70	52	10.3	534
28.	Rowland Garrett	1969-72	76	6.9	525
	Zach Perkins	1973-76	82	6.4	525
30.	Jerry Shirley	1963-65	73	7.2	522
31.	Andre Reid	1990-95	121	4.2	507

ASSISTS

GAME

	Name	Date	Assists
1.	Otto Petty vs. South Alabama	Jan. 19, 1972	16
	Tony William vs. Jacksonville	Feb. 12, 1983	16
3.	Otto Petty at Pan American	Dec. 23, 1970	15
	Otto Petty vs. Samford	Jan. 16, 1971	15
	Carlton Byrd vs. Stetson	Feb. 12, 1977	15
	Tony Jackson vs. Ala.-Birmingham	Feb. 20, 1980	15
7.	Otto Petty vs. Biscayne	Dec. 3, 1970	14
	Otto Petty vs. Northwestern	Dec. 23, 1972	14
	Wayne Smalls vs. Cal. State-Bakersfield	Dec. 18, 1974	14
10.	Otto Petty at Pan American	Dec. 23, 1970	13
	Otto Petty vs. Stetson	Jan. 17, 1973	13
	Otto Petty vs. Seton Hall	Feb. 3, 1973	13
	Carlton Byrd vs. South Florida	Feb. 9, 1974	13
	Tony William vs. Monmouth College	March 5, 1984	13
	Delvon Arrington at Georgia Tech	Jan. 9, 1999	13
	Luke Loucks vs. North Carolina	March 11, 2012	13

SEASON

	Name	Year	Assists
1.	Otto Petty	1970-71	227
2.	Tony Jackson	1979-80	216
3.	Tony William	1983-84	215
4.	Otto Petty	1972-73	202
5.	Kerry Thompson	1996-97	184
6.	Delvon Arrington	1999-00	182
	Delvon Arrington	2001-02	182
8.	Delvon Arrington	1998-99	181
9.	Otto Petty	1971-72	173
10.	Kerry Thompson	1997-98	172
11.	Dean Shaffer	1984-85	171
12.	Sam Cassell	1992-93	170
13.	Tony Jackson	1977-78	166
14.	Carlton Byrd	1976-77	159

CAREER

	Name	Years	Assists
1.	Delvon Arrington	1999-02	688
2.	Otto Petty	1970-73	602
3.	Tony Jackson	1976-80	561
4.	Tony William	1981-84	482
5.	Bob Sura	1991-95	435
6.	Carlton Byrd	1973-77	401
7.	Charlie Ward	1990-94	396
8.	Luke Loucks	2009-12	391
9.	LaMarr Greer	1994-98	361
10.	Kerry Thompson	1996-98	356
	Todd Galloway	2003-06	356
12.	Isaiah Swann	2005-08	328
13.	Skip Young	1968-71	320
14.	Dean Shaffer	1983-85	317
15.	Derwin Kitchen	2009-11	308



Dave Cowens, one of the greatest players in school history, holds Florida State's schools records for rebounds in a single season (456 in 1968) and in his career as a Seminole (1,340 from 1968-70).



SCHOOL RECORDS

STEALS

GAME

	Name	Date	Steals
1.	Chris Singleton vs. UNC Greensboro	Nov. 19, 2010	10
2.	Tony William vs. Memphis State	Feb. 26, 1983	9
	Charlie Ward vs. South Carolina	March 2, 1991	9
	Bob Sura at Georgia Tech	March 2, 1995	9
5.	Charlie Ward at Wake Forest	Jan. 11, 1992	8
	Sam Cassell at Jacksonville	Feb. 2, 1993	8
	Sam Cassell at Connecticut	Feb. 6, 1993	8
8.	Carlton Byrd vs. Troy State	Jan. 8, 1977	7
	Tony Jackson at Tulane	Jan. 7, 1978	7
	Mickey Dillard vs. Florida	Dec. 8, 1979	7
	Tony William vs. South Florida	Dec. 10, 1982	7
	Tony William vs. New Mexico	Feb. 22, 1983	7
	Dean Shaffer at Louisville	Jan. 25, 1984	7
	Charlie Ward vs. Arkansas	Jan. 21, 1991	7
	Charlie Ward vs. Mercer	Jan. 20, 1992	7
	Sam Cassell vs. Maryland Baltimore County	Dec. 28, 1992	7
	Bob Sura vs. UNC Greensboro	Dec. 30, 1993	7
	Kerry Thompson vs. Butler	Dec. 30, 1996	7
	Delvon Arrington at Clemson	Feb. 23, 2002	7
	Tim Pickett vs. Davidson	Dec. 30, 2002	7

SEASON

	Name	Year	Steals
1.	Sam Cassell	1992-93	97
2.	Toney Douglas	2007-08	90
3.	Tim Pickett	2002-03	82
	Tim Pickett	2003-04	82
5.	Dean Shaffer	1984-85	81
6.	Terrell Baker	1998-99	80
7.	Tony Williams	1982-83	75
	Charlie Ward	1991-92	75
9.	Tony Jackson	1977-78	73
10.	Charlie Ward	1990-91	71
	Kerry Thompson	1996-97	71
	Chris Singleton	2009-10	71
13.	Dean Shaffer	1983-84	70
14.	Tony William	1981-82	66
15.	Tony Jackson	1979-80	65
	Bob Sura	1993-94	65
17.	Delvon Arrington	1998-99	64
18.	Toney Douglas	2008-09	63
	Toney Williams	1983-84	62
	James Collins	1995-96	62
21.	Delvon Arrington	2001-02	61
22.	Kerry Thompson	1997-98	60

CAREER

	Name	Years	Steals
1.	Charlie Ward	1990-94	238
2.	Delvon Arrington	1999-02	225
3.	Bob Sura	1991-95	209
4.	Tony William	1982-84	203
5.	Tony Jackson	1977-80	202
6.	James Collins	1993-97	191
7.	Toney Douglas	2007-09	188
8.	Chris Singleton	2009-11	180
9.	Mickey Dillard	1977-81	165
10.	Tim Pickett	2002-04	164
11.	Sam Cassell	1991-93	153
12.	Dean Shaffer	1984-86	151
13.	Terrell Baker	1997-99	139
	Isaiah Swann	2005-08	139
15.	Deividus Dulkys	2009-12	138
16.	LaMarr Greer	1994-98	136
17.	Derwin Kitchen	2009-11	133
	Jason Rich	2005-08	133
19.	Tharon Mayes	1988-90	131
	Kerry Thompson	1996-98	131
21.	Todd Galloway	2003-04	129

BLOCKS

GAME

	Name	Date	Blocks
1.	Andre Reid vs. Bethune Cookman	Dec. 5, 1993	9
	Corey Louis vs. Maryland	Jan. 10, 1995	9
3.	Greg Grady vs. Stetson	Jan. 17, 1973	8
	Doug Edwards at Jacksonville	Feb. 2, 1993	8
	Andre Reid vs. UNC Greensboro	Dec. 30, 1993	8
	Andre Reid vs. Florida Atlantic	Dec. 3, 1994	8
7.	Rodney Dobard vs. Auburn	Dec. 3, 1989	7
	Rodney Dobard vs. UMBC	Dec. 28, 1992	7
	Rodney Dobard vs. Maryland	Jan. 13, 1993	7
	Solomon Alabi vs. Boston College	Feb. 14, 2010	7
	Boris Bojanovsky vs. UMass	Dec. 21, 2013	7
12.	Andre Reid vs. Texas Southern	Nov. 27, 1990	6
	Rodney Dobard vs. South Florida	Dec. 18, 1990	6
	Rodney Dobard vs. Louisville	Jan. 12, 1991	6
	Rodney Dobard vs. Memphis State	Feb. 21, 1991	6
	Rodney Dobard vs. UCLA	Nov. 27, 1992	6
	Rodney Dobard vs. South Florida	Dec. 30, 1992	6
	Rodney Dobard at Wake Forest	Jan. 9, 1993	6
	Rodney Dobard at North Carolina	Jan. 27, 1993	6
	Rodney Dobard at NC State	Feb. 17, 1993	6
	Rodney Dobard vs. Evansville	March 18, 1993	6
	Andre Reid vs. Florida Atlantic	Dec. 1, 1993	6
	Andre Reid vs. Florida	Dec. 17, 1994	6
	Corey Louis at Maryland	Feb. 11, 1995	6
	Randell Jackson vs. Marist	Dec. 28, 1996	6
	Randell Jackson vs. Virginia	Feb. 28, 1998	6
	David Anderson vs. Duke	Jan. 16, 2000	6
	Solomon Alabi vs. Charleston Southern	Dec. 19, 2008	6
	Xavier Gibson vs. Stetson	Nov. 18, 2009	6
	Solomon Alabi vs. Georgia State	Dec. 15, 2009	6
	Okaro White at Maryland	Jan. 9, 2013	6
	Boris Bojanovsky vs. Wake Forest	Feb. 15, 2014	6
	Jarquez Smith vs. South Florida	Dec. 20, 2014	6

SEASON

	Name	Year	Blocks
1.	Rodney Dobard	1992-93	111
2.	Bernard James	2010-11	82
	Bernard James	2011-12	82
4.	Solomon Alabi	2009-10	75
5.	Corey Louis	1994-95	74
6.	Solomon Alabi	2009-10	73
7.	Boris Bojanovsky	2013-14	67
8.	Alton Lee Gipson	1983-84	54
	Andre Reid	1993-94	54
10.	Corey Louis	1997-98	49
11.	Chris Singleton	2010-11	48
12.	Elvis Rolle	1980-81	47
	Alton Lee Gipson	1984-85	47
	Rodney Dobard	1990-91	47
15.	Rodney Dobard	1991-92	46
	Randell Jackson	1996-97	46
17.	Doug Edwards	1992-93	44
	Mike Mathews	2000-01	44
	Xavier Gibson	2011-12	44
	Boris Bojanovsky	2014-15	44

CAREER

	Name	Years	Blocks
1.	Rodney Dobard	1990-93	239
2.	Corey Louis	1995-98	196
3.	Bernard James	2011-12	164
4.	Andre Reid	1991-95	161
5.	Solomon Alabi	2008-10	159
6.	Chris Singleton	2009-11	136
	Boris Bojanovsky	2013-Pr.	136
8.	Doug Edwards	1991-93	121
9.	Mike Mathews	2001-04	118
10.	Randell Jackson	1996-98	113
11.	Okaro White	2011-14	107
12.	Randy Allen	1984-87	103
13.	Alton Lee Gipson	1984-85	101
14.	Xavier Gibson	2009-12	100
15.	Elvis Rolle	1980-81	89
16.	Jerome Fitchett	1985-88	85
17.	Anthony Richardson	2002-05	84
18.	Al Thornton	2004-07	74
19.	Ron Hale	1997-00	73
20.	Kirk Luchman	1994-97	71
	Ryan Reid	2007-10	71



SCHOOL RECORDS

GAMES PLAYED

CAREER

	Name	Years	Games
1.	Okaro White	2011-14	139
2.	Luke Loucks	2009-12	136
3.	Michael Snaer	2010-13	134
4.	Uche Echefu	2006-09	131
	Deividas Dulkys	2009-12	131
6.	Andrew Wilson	2001-06	129
	Jason Rich	2005-08	129
8.	Ralph Mims	2005-08	128
9.	Ryan Reid	2007-10	126
10.	Al Thornton	2003-07	124
	Xavier Gibson	2009-12	124
12.	Todd Galloway	2003-06	123
13.	Rodney Dobard	1989-93	122
	Adam Waleskowsky	2001-05	122
15.	Andre Reid	1990-95	121
16.	Ron Hale	1996-00	120
	Michael Joiner	2001-04	120
	Isaiah Swann	2005-08	120
19.	Bob Sura	1991-95	119
	Anthony Richardson	2001-05	119
21.	Jerome Fitchett	1984-88	118
	Chuck Graham	1989-94	118
	Delvon Arrington	1999-02	118
24.	Tat Hunter	1985-89	117
	George McCloud	1985-89	117
	LaMarr Greer	1994-98	117
27.	Maurice Myrick	1981-85	116
	Aubry Boyd	1987-91	116
29.	Mickey Dillard	1976-80	115
	Randy Allen	1984-87	115
	Mike Mathews	2001-04	115

GAMES STARTED

CAREER

	Name	Years	Games Started
1.	Delvon Arrington	1999-02	117
2.	Randy Allen	1984-87	111
3.	Michael Snaer	2010-13	110
4.	Jason Rich	2005-08	106
5.	Michael Joiner	2001-04	105
6.	James Collins	1994-97	102
7.	LaMarr Greer	1995-98	101
8.	Bob Sura	1992-95	99
9.	Toney Douglas	2007-09	95
10.	Okaro White	2011-14	94
11.	Doug Edwards	1991-93	93
12.	Chris Singleton	2009-11	91
13.	Tony Jackson	1977-80	89
	Corey Louis	1995-98	89
15.	Rodney Dobard	1990-93	88
16.	Uche Echefu	2006-09	87
17.	Reggie Royals	1971-73	84
	Lawrence McCray	1972-74	84
	Isaiah Swann	2005-08	84
20.	Derwin Kitchen	2009-11	82
21.	Greg Grady	1973-76	79
22.	Larry Warren	1974-76	78

DOUBLE-DOUBLES

SEASON

	Name	Years	Games
1.	Dave Cowens	1968-69	24
2.	Rick Benson	1954-55	23
	Reggie Royals	1970-71	23
4.	Dave Cowens	1969-70	21
5.	Dave Cowens	1967-68	20
6.	Dave Fedor	1959-60	19
7.	Gary Schull	1965-66	17
	Willie Williams	1969-70	17
	Reggie Royals	1971-72	17
11.	Dave Fedor	1960-61	16
	Douglas Edwards	1992-93	16
12.	Elvis Rolle	1980-81	15
13.	Greg Grady	1974-75	14
14.	Douglas Edwards	1991-92	13
15.	Dick Artmeier	1954-55	12
	Rowland Garrett	1971-72	12
17.	Rowland Garrett	1970-71	11
	Reggie Royals	1972-73	11
	Murray Brown	1978-79	11
	Elvis Rolle	1979-80	11
	Michael Polite	1989-90	11
22.	Lawrence McCray	1973-74	10
	Mitchell Wiggins	1981-82	10
	Michael Polite	1990-91	10
25.	Lawrence McCray	1972-73	9
	Greg Grady	1973-74	9
	Harry Davis	1976-77	9

	Name	Years	Games
	Murray Brown	1978-79	9
	Irv Thomas	1989-90	9
	Alexander Johnson	2005-06	9
29.	Dave Fedor	1961-62	8
	Murray Brown	1979-80	8
	Randy Allen	1986-87	8
	Tony Dawson	1987-88	8
	Tat Hunter	1988-89	8
	Al Thornton	2005-06	8
35.	Dave Fedor	1960-61	7
	Jan Gies	1967-68	7
	Vernell Ellzy	1970-71	7
	Lawrence McCray	1971-72	7
	Doug Edwards	1990-91	7
	Corey Louis	1994-95	7
	Chris Singleton	2009-11	7
	Bernard James	2011-12	7
43.	Willie Williams	1968-69	6
	Otto Petty	1970-71	6
	Tony Dawson	1988-89	6
	Irv Thomas	1988-89	6
	Corey Louis	1997-98	6

CAREER

	Name	Years	No.	Name	Years	No.	
1.	Dave Cowens	1968-70	65		Bob Sura	1992-95	12
2.	Reggie Royals	1971-73	51		Chris Singleton	2009-11	11
3.	Dave Fedor	1960-62	44		Bernard James	2011-12	11
4.	Doug Edwards	1991-93	36	31.	Dick Danford	1966-68	9
5.	Greg Grady	1973-76	31		Jan Gies	1968-70	9
6.	Gary Schull	1964-66	29		Vernell Ellzy	1970-71	9
7.	Lawrence McCray	1972-74	26		Alton Lee Gipson	1984-85	9
	Elvis Rolle	1979-81	26		Alexander Johnson	2004-06	9
9.	Rowland Garrett	1970-72	24		Uche Echefu	2006-09	9
10.	Rick Benson	1952-55	23		Okaro White	2011-14	9
	Willie Williams	1969-70	23	38.	Rodney Dobard	1990-93	8
12.	Michael Polite	1988-91	21		Kirk Luchman	1994-97	8
	Murray Brown	1977-80	21	40.	Gary Wold	1953-56	6
	Harry Davis	1975-78	21		Carlton Byrd	1974-77	6
15.	Corey Louis	1995-98	19		Solomon Alabi	2008-10	6
	Tat Hunter	1986-89	19	43.	Larry Warren	1974-76	5
17.	Mitchell Wiggins	1982-83	16		Randell Jackson	1996-98	5
	Randy Allen	1984-87	16		Delvon Arrington	1999-02	5
	Al Thornton	2003-07	16		Nigel Dixon	2000-02	5
20.	Irv Thomas	1989-90	15		Tim Pickett	2003-04	5
21.	Tony Dawson	1988-89	14	48.	Jerry Shirley	1963-65	4
22.	Jerry Shirley	1963-65	13		Bill Glenn	1966-67	4
	David Thompson	1976-78	13		Ron King	1971-73	4
	Kris Anderson	1977-79, 81	13		Zach Perkins	1973-76	4
25.	Dick Artmeier	1953-56	12		Maurice Robinson	1993-94	4
	Otto Petty	1971-73	12		Ron Hale	1997-00	4
	Zach Perkins	1973-76	12		Antwan Dixon	1999-02	4

TRIPLE-DOUBLES

SEASON

	Name, Opponent	Date	Pts.	Rebs.	Assists
1.	Reggie Royals vs. Georgia Southern	Dec. 1, 1972	12	16	10
	Bob Sura vs. NC State	Jan. 15, 1995	19	12	12
	Chris Singleton vs. UNC Greensboro	Nov. 17, 2010	22	11	10*

*Singleton's triple-double included steals

CAREER

	Name, Opponent	Date	Pts.	Rebs.	Assists
1.	Reggie Royals vs. Georgia Southern	Dec. 1, 1972	12	16	10
	Bob Sura vs. NC State	Jan. 15, 1995	19	12	12
	Chris Singleton vs. UNC Greensboro	Nov. 17, 2010	22	11	10*

*Singleton's triple-double included steals



ALL-TIME SCORING

Rank	Name	Years	GP	FGM	FGA	Pct.	3FGM	3FGA	Pct.	FTM	FTA	Pct.	Points	Avg.
1.	Bob Sura	1992-95	119	731	1626	.450	214	640	.334	454	696	.652	2,130	17.9
2.	Jim Oler	1953-56	91	528	1303	.405	761	975	.781				1,817	20.0
3.	James Collins	1994-97	112	645	1433	.450	255	686	.372	248	365	.679	1,793	16.0
4.	Mickey Dillard	1977-81	115	643	1248	.515				448	584	.767	1,734	15.1
5.	Toney Douglas	2007-09	99	560	1251	.448	178	473	.376	357	443	.806	1,655	16.7
6.	Doug Edwards	1991-93	93	621	1194	.520	30	114	.263	332	458	.725	1,604	17.2
7.	George McCloud	1986-89	117	529	1149	.460	201	466	.431	315	405	.778	1,574	13.5
8.	Michael Snaer	2010-13	134	529	1,243	.426	196	513	.382	306	391	.783	1,560	11.6
9.	Al Thornton	2004-07	124	546	1034	.528	63	144	.438	366	522	.701	1,521	12.3
10.	Harry Davis	1975-78	108	640	1095	.584				234	384	.609	1,514	14.0
11.	Dave Cowens	1968-70	78	582	1122	.519				315	464	.679	1,479	19.0
12.	Murray Brown	1977-80	106	566	847	.668				338	484	.698	1,470	13.9
13.	Dave Fedor	1960-62	72	585	1174	.498				286	363	.788	1,456	20.2
14.	Randy Allen	1984-87	115	591	1204	.491	0	2	.000	254	411	.618	1,436	12.5
15.	Ham Wernke	1952-55	73	504	1308	.385				396	533	.743	1,404	19.2
16.	Reggie Royals	1971-73	84	580	1181	.491				242	349	.693	1,402	16.7
	Okaro White	2011-14	139	466	944	.494	69	211	.327	401	502	.799	1,402	10.1
18.	Hugh Durham	1957-59	73	470	1230	.382				441	568	.776	1,381	18.9
19.	Chuck Graham	1990-94	118	503	1147	.439	115	333	.345	216	285	.758	1,337	11.3
20.	Jason Rich	2005-08	129	510	1096	.465	59	197	.299	236	308	.766	1,315	10.2
21.	David Thompson	1976-78	83	571	1213	.471				147	216	.681	1,289	15.5
22.	Tharon Mayes	1988-90	77	466	942	.495	128	337	.380	200	255	.784	1,260	16.4
23.	Ron King	1971-73	64	542	1170	.463				168	230	.730	1,252	19.6
24.	Ron Hale	1997-00	120	423	956	.442	111	339	.327	279	374	.746	1,236	10.3
25.	Sam Cassell	1992-93	66	440	920	.478	108	295	.366	223	304	.734	1,211	18.3
26.	Alton Lee Gipson	1984-85	61	496	986	.503				202	325	.622	1,194	19.6
27.	Delvon Arrington	1999-02	118	413	1014	.407	120	354	.339	227	314	.723	1,173	9.9
28.	Jeff Hogan	1967-69	79	466	975	.478				232	305	.761	1,164	14.7
29.	Tony Dawson	1988-89	60	453	852	.532	26	88	.295	229	313	.732	1,161	19.4
30.	Gary Schull	1964-66	77	408	832	.490				326	472	.691	1,142	14.8
31.	Corey Louis	1995-98	107	447	925	.483	1	4	.250	232	371	.625	1,127	10.5
32.	Lawrence McCray	1972-74	84	492	896	.549				127	223	.570	1,111	13.2
33.	Larry Warren	1974-76	78	473	1069	.442				162	212	.764	1,108	14.2
34.	Michael Polite	1988-91	99	381	711	.536	11	32	.344	297	450	.660	1,070	10.8
35.	Mitchell Wiggins	1982-83	46	439	798	.550				189	249	.759	1,067	23.2
36.	Pee Wee Barber	1986-87	59	395	802	.493	72	161	.447	200	254	.787	1,062	18.0
37.	Rodney Dobard	1990-93	123	456	779	.585	0	3	.000	146	243	.601	1,058	8.6
38.	Isaiah Swann	2005-08	120	369	835	.442	172	456	.377	143	188	.761	1,053	8.8
39.	Tim Pickett	2003-04	62	352	864	.407	194	529	.367	140	172	.814	1,038	16.7
40.	LaMarr Greer	1995-98	117	364	873	.417	123	380	.324	171	255	.671	1,022	8.7
41.	Tom McLaughlin	1949-52	92	409						201			1,019	11.1
42.	Wayne Smalls	1974-77	104	457	1007	.454				102	135	.756	1,016	9.8
43.	Ray Swain	1960-62	72	403	793	.508				194	304	.638	1,000	13.9
44.	Anthony Richardson	2002-05	119	352	815	.432	63	207	.304	223	289	.772	990	8.3
45.	Jerome Fitchett	1985-88	118	388	675	.575	26	57	.456	175	236	.742	977	8.3
	Ian Miller	2011-14	108	324	807	.401	146	409	.357	183	227	.806	977	9.0
47.	Tony William	1982-84	84	428	906	.472				113	154	.734	969	11.5
48.	Randell Jackson	1996-98	86	378	797	.474	14	51	.275	193	295	.654	963	11.2
49.	Chris Singleton	2009-11	94	330	785	.420	103	312	.330	196	330	.594	959	10.2
50.	Eugene Harris	1974-76,78	107	395	795	.497				166	229	.725	956	8.9
51.	Kris Anderson	1977-79,81	107	371	633	.586				205	271	.756	947	8.9
52.	Michael Joiner	2001-04	120	368	825	.446	92	255	.361	117	181	.646	945	7.9
53.	Greg Grady	1973-76	100	401	708	.566				137	220	.623	939	9.4
54.	Elvis Rolle	1980-81	59	365	629	.580				193	337	.573	923	15.6
55.	Uche Echefu	2006-09	131	294	672	.438	66	213	.310	264	331	.798	918	7.0
56.	Jerry Shirley	1963-65	73	378	794	.476				161	198	.813	917	12.6
57.	Alexander Johnson	2004-06	92	306	589	.520	12	39	.308	276	414	.667	900	9.8
58.	Charlie Long	1961-63	69	370	790	.468				157	231	.680	897	13.0
59.	Tat Hunter	1986-89	117	395	707	.559	0	1	.000	95	184	.516	885	7.6
60.	Deividas Dulkys	2009-12	131	299	799	.384	203	572	.355	75	106	.708	876	6.7
61.	Carlton Byrd	1974-77	105	341	692	.493				186	249	.747	868	8.3
62.	Skip Young	1969-71	74	360	817	.441				142	195	.728	862	11.6
63.	Rowland Garrett	1970-72	76	335	700	.479				177	250	.708	847	11.1
64.	Rick Benson	1952-55	83	328	1104	.297				181			837	10.1
65.	Otis Cole	1972-74	84	364	798	.456				97	134	.724	825	9.8
66.	Dick Artmeier	1953-56	80	296						229			821	10.3
67.	Aaron Thomas	2013-15	76	277	628	.441	52	163	.319	209	271	.771	815	10.7
	Irv Thomas	1989-90	61	317	643	.493	0	5	.000	181	255	.710	815	13.4
69.	Devon Bookert	2013-Pr.	98	252	604	.417	129	298	.433	174	217	.802	807	8.2
	Terrell Baker	1998-99	61	271	585	.463	76	237	.321	189	246	.768	807	13.2
71.	Montay Brandon	2013-Pr.	102	274	583	.470	23	88	.261	222	354	.627	793	7.8
	Derwin Kitchen	2009-11	90	280	605	.463	61	180	.339	167	232	.720	788	8.8
73.	Aubry Boyd	1988-91	116	265	681	.389	93	292	.318	156	222	.703	779	6.7
74.	Darrel Stewart	1966-68	78	289	622	.465				192	281	.683	770	9.9
75.	Ralph Mims	2005-08	128	222	567	.392	89	254	.350	226	284	.796	759	5.9
76.	Kirk Luchman	1994-97	111	288	538	.535	0	0	.000	176	258	.682	752	6.8
77.	Monty Cummings	2001-02	57	260	524	.496	16	50	.320	209	279	.749	745	13.1
78.	Maurice Myrick	1982-85	116	286	610	.469				169	254	.665	741	6.4
79.	Charlie Ward	1991-94	91	263	596	.441	74	229	.323	140	220	.636	740	8.1
80.	Vince Martello	1983-84	53	302	567	.533				130	168	.774	734	13.8
	LaRae Davis	1986-87	55	279	548	.509	80	175	.457	96	123	.780	734	13.3
82.	Todd Galloway	2003-06	123	236	566	.417	92	256	.359	158	245	.645	722	5.9
83.	Adrian Crawford	1999-01	75	244	565	.431	135	375	.360	85	134	.634	708	9.4
84.	Solomon Alabi	2008-10	76	270	506	.534	0	1	.000	164	220	.745	704	9.3
85.	Zach Perkins	1973-76	82	293	626	.468				117	188	.622	703	8.6
86.	Bill Peacock	1964-66	75	275	574	.479				141	195	.723	691	9.2
87.	Gary Wold	1953-56	78							209	271	.771	689	8.8
88.	Adam Waleskowski	2002-05	122	255	582	.438	48	127	.378	130	174	.747	688	5.6



ALL-TIME SCORING

Rank	Name	Years	GP	FGM	FGA	Pct.	3FGM	3FGA	Pct.	FTM	FTA	Pct.	Points	Avg.
89.	Damous Anderson	1999-00	50	267	489	.546	54	131	.412	95	142	.669	683	13.7
90.	Antwuan Dixon	1999-02	109	235	533	.441	83	243	.342	125	179	.698	678	6.2
91.	Bernard James	2011-12	69	274	427	.627				123	233	.528	671	9.7
92.	Bobby Parks	1978-81	97	244	521	.468				156	213	.732	644	6.6
93.	Willie Williams	1969-70	52	268	482	.556				107	184	.582	643	12.4
	Jan Gies	1968-70	78	245	428	.572				153	206	.743	643	8.2
95.	Bob Whitmer	1951-52	50	233						176	253	.696	642	12.8
96.	Tony Jackson	1977-80	108	256	672	.381				117	214	.547	629	5.8
97.	Ryan Reid	2007-10	126	236	477	.495	1	1	1.000	151	250	.604	624	5.0
98.	Vernell Ellzy	1970-71	52	240	477	.503				142	212	.670	622	12.0
99.	Jerry Westhafer	1951-54	62	261						98			620	10.0
100.	Von Wafer	2004-05	61	214	528	.405	108	296	.365	79	118	.669	615	10.1
101.	Otto Petty	1971-73	82	227	530	.428				151	211	.716	605	7.4
	Xavier Gibson	2009-12	124	237	485	.489	12	48	.250	119	189	.630	605	4.9
103.	Dean Shaffer	1984-85	59	253	497	.509				94	136	.691	600	10.2
104.	Andrew Wilson	2001-06	129	188	481	.391	110	300	.367	111	145	.766	597	4.6
105.	Luke Loucks	2009-12	136	193	504	.383	88	271	.325	121	1788	.680	595	4.4
106.	Pete Roge	1963-65	53	239	508	.470				111	166	.669	589	11.1
107.	Ron Harris	1970-72	84	234	553	.423				110	153	.719	578	6.9
108.	Kerry Thompson	1997-98	64	207	540	.383	50	168	.298	98	143	.685	562	8.8
109.	James Bozeman	1978-82	71	227	478	.475				85	143	.594	539	7.6
110.	Michael Johnson	1982-84	68	195	395	.494				147	210	.700	537	7.9
111.	Bill Glenn	1966-67	49	241	521	.463				52	66	.788	534	10.9
112.	Dick Danford	1966-68	73	207	415	.499				113	183	.617	527	7.2
113.	Jack Davis	1960-62	71	153	439	.349				191	275	.695	497	7.0
114.	Pete Gonzalez	1963-65	67	170	403	.422				155	217	.714	495	7.4
115.	Larry Strom	1957-58	51	191	414	.461				112	159	.704	494	9.7
116.	Bob Hartman	1951	27	193	477	.405	107						493	18.3
117.	Xavier Rathan-Mayes	2015-Pr.	32	165	297	.416	48	171	.281	98	142	.690	476	14.9
118.	Raleigh Choice	1986-87	54	190	371	.512	0	2	.000	95	128	.742	475	8.8
119.	Boris Bojanovsky	2013-Pr.	102	169	294	.575				136	197	.690	474	4.6
120.	Nigel Dixon	2000-02	85	185	384	.482	0	0	.000	103	219	.470	473	5.6
121.	Andre Reid	1991-95	121	186	404	.460	0	2	.000	100	184	.543	472	3.9
122.	Jim Liteky	1958-59	48	166	470	.353				135	180	.750	467	9.7
123.	Tom Garcia	1955-58	71	151	499	.303				151	205	.737	453	6.4
124.	Lee Benjamin	1949-50	48	197						57			451	9.4
	David Speights	1982-85	90	170	361	.471				111	180	.617	451	5.0
126.	Hank Mann	1975-79	86	194	424	.458				60	124	.484	448	5.2
	Mike Mathews	2001-04	115	175	380	.461				98	163	.601	448	3.9
128.	Bill Weigel	1949-50	48	158							128		444	9.3
129.	Dale Klay	1968-69	52	193	418	.462				52	70	.743	438	8.4
130.	Granville Arnold	1983-85	63	141	276	.511				154	189	.815	436	6.9
131.	Don Bates	1959	23	179	495	.362				76	101	.752	434	18.9
132.	Oliver Simmons	1998-00	82	171	373	.458	9	26	.346	80	137	.584	431	5.3
133.	Bobby Lovell	1963-65	67	176	356	.494				74	116	.638	426	6.4
134.	Burt Deckel	1958	25	163	457	.357				99	134	.739	425	17.0
135.	Ron Malmen	1965-66	40	177	424	.417				69	88	.784	423	10.6
136.	Bobby Waits	1955-57	56	150	398	.377				117	153	.765	417	7.4
137.	Rufus Ashworth	1960-62	62	164	454	.361				85	124	.685	413	6.7
138.	Derrick Carroll	1993-95	60	147	353	.416	77	213	.362	40	57	.702	411	6.9
139.	Randy Cable	1968-70	76	149	324	.460				106	139	.763	404	5.3
140.	Bob Williams	1955-57	72	150	384	.391				101	175	.577	401	5.6
141.	Dick Kendall	1949-50	43	157						86			400	8.9
142.	Oren Gilmore	1981-82	56	158	310	.510				79	38	.572	395	7.1
143.	Jim Savage	1958-60	70	146	491	.297				91	167	.545	383	5.5
144.	Duane Gordon	1952-54	56	159						64			382	6.8
145.	Geoff Brower	1995-98	63	134	305	.439	58	168	.345	51	74	.689	377	6.0
146.	Terrance Shannon	2010-13	72	138	304	.454	0	0	.000	98	168	.583	374	5.2
147.	Trevor Harvey	2002-03	57	141	245	.576	0	0	.000	79	141	.560	361	6.3
148.	Rodney Arnold	1980-81	49	121	304	.398				116	156	.744	358	7.3
149.	Joe Farrar	1984-85	55	153	309	.495				50	66	.758	356	6.5
150.	Derrick Mitchell	1988-89	58	121	252	.480	1	2	.500	112	180	.622	355	6.1
151.	Kiel Turpin	2013, 15	67	141	264	.534	0	2	.000	65	98	.663	347	5.2
152.	John Richter	1959-60	39	133	320	.416				77	136	.566	343	8.8
	Dale Ricketts	1961-63	41	120						103	147	.701	343	8.4
154.	Jim Lytle	1966	26	117	259	.452				88	116	.759	322	12.4
155.	Larry Dickson	1948-51	71	114						92			320	4.5
156.	Nate Johnson	2003-04	62	103	271	.380	72	184	.391	35	55	.636	313	5.0
157.	Maurice Robinson	1993-94	59	126	238	.529	0	0	.000	55	98	.561	307	5.2
	Scott Shepherd	1993-96	87	86	241	.357	46	135	.341	89	20	.742	307	3.5
158.	Dan Boltz	1958-59	48	113	327	.346				77	132	.583	303	6.3
160.	Cal Huge	1963-64	49	128	327	.391				41	66	.621	297	6.1
161.	Ian Morrison	1967	26	117	303	.386				62	81	.765	296	11.4
162.	Ed Chatman	1979	29	122	270	.452				51	80	.638	295	10.2
163.	Ken Macklin	1969-70	34	119	264	.451				55	65	.846	293	8.6
164.	Ken Leakey	1964-66	61	106	268	.396				75	91	.824	287	4.7
165.	Jarquez Smith	2014-Pr.	67	107	222	.482	12	48	.250	58	85	.682	284	14.2
	Lou Fischer	1950-52	48	118						48			284	5.9
167.	Stu Gregory	1956-58	50	117						48	87	.552	282	5.6
168.	Jim Smith	1976-78	71	111	233	.476				52	80	.650	274	3.9
169.	Dale Reeves	1962-63	41	101	187	.540				69	122	.566	271	6.6
170.	Jerel Allen	2006-07	65	101	250	.404	45	125	.360	23	36	.639	270	4.2
171.	Avery Curry	1995-96	51	84	252	.333	38	120	.317	54	87	.621	260	5.1
172.	Greg Samuel	1971-72	45	92	214	.430				70	92	.761	254	5.6
173.	Pernell Tookes	1979-82	69	100	230	.435				49	65	.754	249	3.6
174.	Bob Ward	1956-57	46	102	288	.354				44	73	.603	248	5.4
175.	Benny Clyde	1973	19	111	216	.514				25	37	.676	247	3.0
176.	Byron Wells	1989-93	73	102	195	.523	9	38	.237	33	59	.559	246	3.4



ALL-TIME SCORING

Rank	Name	Years	GP	FGM	FGA	Pct.	3FGM	3FGA	Pct.	FTM	FTA	Pct.	Points	Avg
177.	Larry Gay	1971-73	64	102	216	.472				35	64	.547	239	3.7
178.	Diego Romero	2005-06	61	79	147	.537	14	33	.424	62	100	.620	234	3.8
179.	Phil Cofer	2015-Pr.	33	78	171	.456	6	15	.400	67	06	.632	229	6.9
180.	Jordan DeMerco	2008-10	87	84	204	.412	17	67	.254	43	69	.623	228	2.6
181.	Dick Trobaugh	1950-51	46	86						53	75	.707	225	4.9
182.	Lorenzo Hands	1989-91, 93	96	86	212	.406	12	42	.286	38	66	.576	222	2.3
183.	Bud Scott	1951	27	91						36			218	8.1
	Brad Johnson	1988-89	56	73	141	.518	15	42	.357	57	65	.877	218	3.9
185.	Herbie Allen	1976	26	89	169	.527				37	50	.740	215	8.3
186.	Karim Shabazz	1998-99	37	75	146	.514	0	0	.000	60	128	.469	210	5.7
187.	Terry Whisnant	2011-13	55	71	183	.388	43	130	.331	24	27	.889	209	3.8
188.	Casaan Breedon	2006-08	66	76	171	.444	18	58	.310	38	51	.745	208	3.2
189.	David White	1988-91	113	83	172	.483	9	26	.346	32	99	.323	207	1.8
190.	Otis Johnson	1973	26	86	172	.500				27	47	.574	199	7.7
	Tom Burt	1952-55	62	75						49			199	3.2
192.	John Burt	1969-71	55	84	212	.396				28	54	.519	196	3.6
193.	Tony Karasek	1986-87	38	76	162	.469	0	0	.000	36	60	.600	188	4.9
194.	Bill Kratzert	1948-49	20	65						53			183	9.2
195.	Bud Marsee	1951-52	25	75						31			181	7.2
	Wally Dale	1962-63	36	78	181	.431				25	38	.658	181	5.0
197.	Michael Ojo	2013-Pr.	96	69	139	.496				41	102	.402	179	1.9
	David Shaffer	1986	23	68	144	.472				41	58	.707	177	7.7
	Ken Doyle	1966-68	53	61	131	.466				55	88	.625	177	3.3
	Jon Kreft	2011-12	60	67	143	.469	0	0	.000	43	72	.597	177	3.0
201.	Bobby Ek	1962-64	56	70	158	.443				29	50	.580	169	3.0
202.	Fred Twomey	1955-57	53	51	172	.297				65	112	.580	167	3.2
203.	Charlie Tinsley	1959	21	68	146	.466				27	61	.443	163	7.8
204.	Orlando Wymann	1948-51	65	60						42			162	2.5
205.	Faurest Coogee	1961-63	36	53	114	.465				53	88	.602	159	4.4
206.	Tim Edney	1960-62	46	46	119	.387				66	106	.623	158	3.4
	Bob Pence	1949-53	65	59						40			158	2.4
208.	Bill Phillips	1964-66	55	54	128	.422				49	144	.340	156	2.8
209.	Robert Gilchrist	2013-14	61	68	153	.444	4	17	.235	14	39	.359	154	2.5
210.	Dave Ross	1967-68	48	45	128	.352				65	100	.650	155	3.2
211.	Art Adams	1949	23	64	15								143	6.2
212.	Jim Pavy	1948-49	34	53	35								141	4.1
	Bobby Miles	1982-84	65	53	121	.438				35	54	.648	141	2.2
214.	Raphael Phillip	1982-83	48	50	118	.424				36	60	.600	136	2.8
215.	Brian Murphy	1965-67	67	39	121	.322				57	87	.655	135	2.0
216.	Chad Copeland	1990-91	41	29	95	.305	15	45	.333	61	81	.753	134	3.3
217.	Bob DePathy	1968	27	53	123	.431				24	40	.600	130	4.8
218.	Fred Woodward	1958-60	30	53	125	.424				23	25	.920	129	4.3
219.	Tom Dellahan	1953-54	31	49						26			124	4.0
220.	Bill Cotton	1960-61	17	47						29	37	.784	123	7.2
221.	Jim Tom Richardson	1952-53	24	49	159	.308				22	39	.564	120	5.0
	Devonaire Deas	1997-98	52	43	116	.371	10	33	.303	24	39	.615	120	2.3
223.	Ernest Williams	1948	13	36						38			110	8.5
	Irv Quinn	1951-52	27	46						18			110	4.1
225.	Jeff Peterson	2012	34	42	99	.424	6	27	.222	17	31	.548	107	3.1
226.	Emanuel Mathis	1999-00	42	30	89	.337	17	54	.315	21	29	.724	98	2.3
227.	Ken Bush	1969	19	42	88	.477				13	21	.619	97	5.1
	Justin Mott	1999-00	59	32	89	.360	0	0	.000	33	59	.559	97	1.6
	David Anderson	2000-02	70	37	98	.378	0	0	.000	23	41	.561	97	1.4
230.	Julian Vaughn	2008	31	35	68	.515	0	2	.000	22	32	.688	92	3.0
231.	Joe Williams	1957-59	53	33	127	.260	24	35	.686	24	35	.686	90	1.7
232.	J.D. Bracy	2002	22	32	95	.337	14	51	.275	11	16	.688	89	4.0
233.	Ron Miller	1990-92	44	29	66	.439	15	33	.455	15	22	.682	88	2.0
234.	Derrick Myers	1991	32	23	51	.451	3	10	.300	36	44	.818	85	2.7
235.	Ted Hewitt	1949-51	22	30						21			81	3.7
236.	Robbie Berwick	2015-Pr.	33	26	89	.292	19	63	.302	9	17	.579	80	2.4
237.	Bob Chassee	1974-75	33	33	57	.579				11	30	.367	77	2.3
238.	Ralph Chaudron	1948	17	28						20			76	4.5
	Joe Westhafer	1957-58	35	25	73	.342				26	46	.565	76	2.2
240.	Tim Wooden	1995-96	36	32	58	.552	1	2	.500	9	18	.500	74	2.1
241.	Dennis Burke	1973-74	28	33	75	.440				5	6	.833	71	2.5
242.	Reggie Meadows	1983	8	27	62	.435				16	25	.640	70	8.8
	Charles Fairchild	1965-66	28	21	66	.318				28	38	.737	70	2.5
	Matt Chlebek	1998-00	60	22	73	.301	15	45	.333	11	16	.688	70	1.2
245.	Ronnie Watson	1982-84	52	22	73	.301				23	27	.852	67	1.3
246.	Hosea Maxwell	1948	12	28						10			66	5.5
	Carl Reynolds	1968-69	29	24	72	.333				18	30	.600	66	2.3
248.	Sheldon Hilaman	1948-49	18	24						17			65	3.6
	Ronald Thompson	1998-99	42	24	67	.358	1	4	.250	16	28	.571	65	1.5
	Ronald Nettles	1948-51	56	25						15			65	1.2
251.	Roger Freudenstein	1960	8	25	68	.368				14	24	.583	64	8.0
	Ben McCrary	1948	14	23						18			64	4.6
	Gentry Sparks	1996-97	25	25	51	.490	3	8	.375	11	21	.524	64	2.6
254.	Rodney Tucker	2000	29	23	62	.371	0	0	.000	16	37	.432	62	2.1
255.	Jerry Smith	1960-61	27	25	70	.357				9	19	.474	59	2.2
256.	Craig Mateer	1986-87	42	23	63	.365	2	14	.143	10	20	.500	58	1.4
256.	Jesse Salters	1991	25	23	49	.469	0	1	.000	11	19	.579	57	2.3
258.	Thomas Mabry	1985-86	37	16	40	.400				24	33	.727	56	1.5
	Bob Casteel	1957-58,60	41	17	72	.236				22	53	.415	56	1.4
260.	Don Biggs	1966	21	21	43	.488				13	18	.722	55	2.6
261.	Jonathan Kerner	1993-94	28	19	34	.559	0	0	.000	16	25	.640	54	1.9
	Tony Carter	1985-87	34	22	55	.400	0	1	.000	10	14	.714	54	1.6
263.	Brian Hoff	2006-09	46	19	45	.422	10	25	.400	5	8	.625	53	1.2
264.	Matt Zitani	2006-08	42	21	50	.420	7	20	.350	3	5	.600	52	1.2



ALL-TIME SCORING

Rank	Name	Years	GP	FGM	FGA	Pct.	3FGM	3FGA	Pct.	FTM	FTA	Pct.	Points	Avg.
265.	Ed Wursbach	1954-56	31	18						15			51	1.6
266.	Donnie Kuhl	1977-79,81	34	20	37	.541				11	17	.647	51	1.5
267.	Benson Callier	2003-04	30	16	48	.333	6	13	.462	10	16	.625	48	1.6
268.	Kyle Mulligan	1995-98	32	16	42	.381	1	3	.333	13	27	.481	46	1.4
269.	Billy O'Steen	1948	11	19						6			44	4.0
270.	Ross Winter	1963	13	18	50	.360				7	9	.778	43	3.3
271.	Bud Whitehead	1960	15	15	36	.417				12	17	.706	42	2.8
272.	Dave Macomber	1969-71	34	17	42	.405				7	16	.438	41	1.2
273.	H.B. Marcum	1953	9	13						13			39	4.3
274.	Archie Aldridge	1974	14	13	31	.419				13	16	.813	39	2.8
275.	Wayne Patton	1954-56	26	12						13			37	1.4
276.	Pierre Jordan	2009-11	39	15	53	.283	4	21	.190	3	5	.600	37	0.9
277.	Derek Groomes	1981	18	11	27	.407				14	22	.636	36	2.0
278.	Greg Collinsworth	1979-81	26	12	29	.414				9	12	.750	33	1.3
279.	Jack Merriman	1951	5	12						6			30	6.0
280.	Datshawn Warkins	2015	22	7	25	.280	1	8	.125	14	21	.667	29	1.3
281.	Andre Cooper	1994	7	12	30	.400	1	6	.167	4	9	.444	29	4.1
282.	Antonio Griffin	2005	9	11	22	.500	3	5	.600	3	9	.333	28	3.1
	George Edmiston	1950	14	5						18			28	2.0
	Cyrill Stitt	1973-75	15	14	33	.424				0	1	.000	28	1.9
	Jerry Cox	1978-80	21	7	22	.318				14	22	.636	28	1.3
286.	Kelvin McClendon	1996	9	9	28	.321	2	6	.333	7	15	.467	27	3.0
	Joey Barnes	1988-90	28	11	33	.333	2	13	.154	3	8	.375	27	1.0
288.	Brandon Allen	2014-Pr.	38	8	21	.381	5	11	.455	4	4	1.000	25	0.7
	George Folliard	1949-50	8	10						5			25	3.1
	Ray Donald	1992	21	10	28	.357	0	2	.000	5	6	.833	25	1.2
291.	Jim Hardesty	1952	8	10	36	.278				4	7	.571	24	3.0
292.	Marcell Haywood	2001-03	48	8	15	.533	0	0	.000	7	20	.350	23	0.5
293.	Joey Moreau	2010-13	29	4	15	.267	4	12	.333	10	10	1.000	22	0.8
294.	Edwin Reeves	1954	11	4						13			21	1.9
	Roy Glover	1970-71	14	9	37	.243				3	10	.300	21	1.5
296.	Nick Bryant	1994	9	2	8	.250	1	3	.333	15	17	.882	20	2.2
297.	Scott Wilkes	1982-83	22	7	21	.333				4	8	.500	18	0.8
298.	George Kallish	1953	6	6						5			17	2.8
	Bill Archer	1959	13	6	16	.375				5	8	.625	17	1.3
	Ryan Lowery	2001-02	32	6	29	.207	3	14	.214	2	3	.667	17	0.5
301.	Jim Wallace	1964	6	7	10	.700				1	4	.250	15	2.5
	Jon Fedor	1988	16	6	19	.316	0	0	.000	3	11	.273	15	0.9
303.	Darryll Mahoney	1956	9	6	12	.500				2	3	.667	14	1.6
304.	Clyde Eads	1961	4	5						2	6	.333	12	3.0
	Jerry Ellenwood	1952	5	5						2			12	2.4
	Tom Nissalke	1954	7	4						4			12	1.7
	Ed Young	1980-81	19	4	20	.200				4	9	.444	12	0.6
308.	Malcolm Nicholas	1991	6	3	7	.429	1	2	.500	4	9	.444	11	1.8
309.	John Harrison	1974-75	8	4	8	.500				2	7	.286	10	1.3
	Stephen Gruhl	1992-93	11	4	11	.364	0	0	.000	2	5	.400	10	0.9
	Rafael Portuondo	2011-13	16	3	8	.375	1	2	.500	2	4	.500	10	0.6
312.	Larry Bulger	1964	1	3	3					3	3	1.00	9	9.0
	John Amick	1972	11	3	10	.300				3	3	1.00	9	0.8
	Josue Soto	2007	13	4	11	.364	0	4	.000	1	4	.250	9	0.7
315.	Chuck Miller	1952	5	3						2			8	1.6
	Emanuel Gordon	2003-04	9	3	5	.600	2	3	.667	0	0	.000	8	0.9
317.	Mark Gilbert	1975	6	2	2	1.00				3	7	.429	7	1.2
	David Grabuloff	1994	8	2	8	.250	0	2	.000	3	4	.750	7	0.9
	Antwan Space	2012	10	3	11	.273	0	3	.000	1	1	1.000	7	0.7
	Terry Martin	1985	11	2	6	.333				3	3	1.00	7	0.6
321.	Bob Albertson	1952	4	3						0			6	1.5
	Bob Wilcox	1952	5	1						4			6	1.2
	Bob Cummings	1950	6	2						2			6	1.0
	Dave Vetica	1977	8	3	7	.429				0	4	.000	6	0.8
	Steve Summers	1967	9	3	5	.600				0	1	.000	6	0.7
	Joell Hopkins	2014	13	2	6	.333	0	2	.000	2	8	.250	6	0.5
327.	Dwight Osha	1950	1	2						1			5	5.0
	Adrian McPherson	2002	3	1	2	.500	1	1	1.00	2	2	1.00	5	1.7
	John Bloodworth	1966	7	2	12	.167				1	1	1.00	5	0.7
	Andrew Rutledge	2010-11	8	2	8	.250	1	3	.333	0	0	.000	5	0.6
	Jack Wilson	1948	9	2						1			5	0.6
332.	Michael Saxton	2015-Pr.	3	2	2	1.000	0	0	.000	0	0	.000	4	1.3
	Dan Mady	1950	1	2						0			4	4.0
	Brook Bishop	1952	1	2						0			4	4.0
	Lenny Hall	1967	1	2	2	1.00				0	0	.000	4	4.0
	Billy Parker	1948	3	1						2			4	1.3
	Gerald Smith	1952	3	2						0			4	1.3
	Jay Nasworthy	1994, 96	3	2	2	1.00	0	0	.000	0	0	.000	4	1.3
	Ben Engstrom	2005	5	2	3	.667	0	0	.000	0	0	.000	4	0.8
	Ramone Penny	2004	6	0	2	.000	0	1	.000	4	6	.667	4	0.7
	David Brownyard	1973-74	9	1	6	.167				2	3	.667	4	0.4
342.	Mark Brodie	1975	4	1	8	.125				1	1	1.00	3	0.8
	Jordan Bolton	2008	4	1	4	.250	1	3	.333	0	0	.000	3	0.8
	Jerry Hohne	1959	5	1	4	.250				1	2	.500	3	0.6
	Marvin Haynes	1980	5	1	4	.250				1	2	.500	3	0.6
	Lance Kimrey	1969-70	6	0	4	.000				3	4	.750	3	0.5
	Bill Gissword	1963	7	1	2	.500				1	4	.250	3	0.4
	Ben O'Donnell	2008	8	1	4	.250	1	3	.333	0	0	.000	3	0.4
	Blake Miles	1989-90	11	1	4	.250	1	1	1.00	0	1	.000	3	0.3
	Nate Moran	2001-03	15	0	9	.000	0	6	.000	3	4	.750	3	0.2
	Marquez White	2014	6	1	2	.500	1	2	.500	0	0	.000	3	0.5
352.	Howard Calhoun	1948	1	1						0			2	2.0



ALL-TIME SCORING

Rank	Name	Years	GP	FGM	FGA	Pct.	3FGM	3FGA	Pct.	FTM	FTA	Pct.	Points	Avg.
	John Pierce	1948	1	1						0			2	2.0
	Bob Gemming	1964	1	1						0	0	.000	2	2.0
	Sonny Detmer	1965		1	2	.500				0	0	.000	2	2.0
	Bob Comparato	1967	1	0	0	.000				2	2	1.00	2	2.0
	Russ Forkey	1967	1	1	5	.200				0	0	.000	2	2.0
	Ron Nemergut	1971	1	1	3	.333				0	1	.000	2	2.0
	Ron Ealy	1978	1	0	3	.000				2	3	.667	2	2.0
	Calvin Collins	1949	2	1						2			2	1.0
	Jim Geller	1967	2	1	1	1.00				0	0	.000	2	1.0
	Maurice Stanfill	1949	3	0						0	2		2	0.7
	Tim Barrow	1968	3	1	2	.500				0	0	.000	2	0.7
	Jeff Coleman	1982	3	1	1	1.00				0	0	.000	2	0.7
	Alton Sheffield	1998	3	1	2	.500	0	0	.000	0	0	.000	2	0.7
	Brock Daniels	1999	3	0	3	.000	0	0	.000	2	2	1.00	2	0.7
	Eric Larson	1986	4	0	3	.000				2	3	.667	2	0.5
	Aaron Morris	1999	4	0	4	.000	0	1	.000	2	2	1.000	2	0.5
	Chris Hull	1999-00	5	1	4	.250	0	1	.000	0	0	.000	2	0.4
	Will Wightman	2003	8	1	4	.250	0	2	.000	0	0	.000	2	0.3
	Gibson Pierre	1998-99	11	1	1	1.000	0	0	.000	0	0	.000	2	0.2
	A.J. Yawn	2010-11	11	0	8	.000	0	2	.000	2	10	.200	2	0.2
373.	Charlie Fellows	1948-49	3	0						1			1	0.3
	Val Hinton	1964	3	0	0	.000				1	1	1.000	1	0.3
	Steve Bakich	1984	3	0	0	.000				1	2	.500	1	0.3
	Levi Osborne	2000	3	0	0	.000	0	0	.000	1	2	.500	1	0.3
	Bob McKay	1949	4	0						1			1	0.3
	Booney Crawford	1982	5	0	3	.000				1	2	.500	1	0.2
	Mike Kundid	1976-77	7	0	7	.000				1	2	.500	1	0.1
380.	Wendell Barnes	1948	1	0						0			0	0.0
	Slick Edwards	1948	1	0						0			0	0.0
	Ray Schoneck	1948	1	0						0			0	0.0
	Don Williams	1948	1	0						0			0	0.0
	Don Grant	1948	1	0						0			0	0.0
	Bill Falzone	1949	1	0						0			0	0.0
	Lee Corso	1956	1	0	0	.000				0	0	.000	0	0.0
	Merle Bryant	1957	1	0						0			0	0.0
	Charlie Rodgers	1958	1	0	0					0		.000	0	0.0
	Mohler Hobbs	1959	1	0	0	.000				0	1	.000	0	0.0
	Denny Parker	1969	1	0	0	.000				0	0	.000	0	0.0
	Tommy Polley	1997	1	0	1	.000	0	0	.000	0	0	.000	0	0.0
	Eddie Vanderwerff	2009	1	0	1	.000	0	0	.000	0	0	.000	0	0.0
	Bobby Roesch	1948	2	0						0			0	0.0
	Boe Averitt	1952	2	0						0			0	0.0
	Don Alford	1955	2	0	1	.000				0	0	.000	0	0.0
	John Wood	1956	2	0	0	.000				0	0	.000	0	0.0
	John Strasemeier	1961	2	0	0					0		.000	0	0.0
	Artie Fryer	1972	2	0	1	.000	0	1	.000	0			0	0.0
	Bill Wright	1972	2	0	1	.000				0	0	.000	0	0.0
	Curtis Azama	1994	2	0	1	.000	0	0	.000	0	0	.000	0	0.0
	Marcel Thomas	1998	2	0	2	.000	0	0	.000	0	0	.000	0	0.0
	Andrew Skwara	1999	2	0	0	.000	0	0	.000	0	0	.000	0	0.0
	Rick Campbell	1967	3	0	6	.000				0	0	.000	0	0.0
	Jim Calkin	1972	3	0	0	.000				0	1	.000	0	0.0
	Scott Matchett	1980-81	3	0	1	.000				0	0	.000	0	0.0
	Ansley Abraham	1974	4	0	3	.000				0	0	.000	0	0.0
	Scott Porter	1992-93	4	0	3	.000	0	0	.000	0	0	.000	0	0.0
	David MacPhee	1987	5	0	5	.000	0	1	.000	0	1	.000	0	0.0
	Pete Murray	2001	5	0	1	.000	0	0	.000	0	2	.000	0	0.0
	Steve Dillard	1981	6	0	3	.000				0	0	.000	0	0.0
	Adam Krieg	2002	8	0	1	.000	0	0	.000	0	0	.000	0	0.0
	Orenn Fells	2003	8	0	1	.000	0	0	.000	0	5	.000	0	0.0





ALL-TIME LEADERS

ALL-TIME LEADERS BY CATEGORY

SCORING

Game:.....46...Ron King vs. Georgia Southern (Feb. 11, 1971)
 Season:.....751...Toney Douglas (2008-09)
 Freshman:.....380...Bob Sura (1991-92)
 Sophomore:.....675...Bob Sura (1992-93)
 Junior:.....635...Mickey Dillard (1979-80)
 Senior:.....751...Toney Douglas (2008-09)
 Career:.....2,130...Bob Sura (1991-95)

SCORING AVERAGE

Season:.....29.7...Jim Oler (1955-56)
 Freshman:.....12.8...Jim Lyttle (1965-66)
 Sophomore:.....22.7...Ron King (1970-71)
 Junior:.....23.8...Mitchell Wiggins (1981-82)
 Senior:.....29.7...Jim Oler (1955-56)
 Career:.....23.2...Mitchell Wiggins (1981-83)

REBOUNDS

Game:.....32...Rick Benson vs. Florida Southern (Jan. 7, 1955)
 Season:.....456...Dave Cowens (1967-68)
 Freshman:.....210...Corey Louis (1994-95)
 Sophomore:.....456...Dave Cowens (1967-68)
 Junior:.....437...Dave Cowens (1968-69)
 Senior:.....447...Rick Benson (1954-55)

REBOUNDING AVERAGE

Season:.....17.5...Dave Cowens (1968-69)
 Freshman:.....7.8...Corey Louis (1994-95)
 Sophomore:.....17.0...Dave Cowens (1967-68)
 Junior:.....17.5...Dave Cowens (1968-69)
 Senior:.....17.2...Dave Cowens (1969-70)
 Career:.....17.2...Dave Cowens (1967-70)

ASSISTS

Game:.....16...Otto Petty vs. South Alabama (Jan. 19, 1972)
 16...Tony William vs. Jacksonville (Feb. 12, 1983)
 Season:.....227...Otto Petty (1970-71)
 Freshman:.....181...Delvon Arrington (1998-99)
 Sophomore:.....227...Otto Petty (1970-71)
 Junior:.....184...Kerry Thompson (1996-97)
 Senior:.....215...Tony William (1983-84)
 Career:.....688...Delvon Arrington (1998-02)

STEALS

Game:.....9...Tony William vs. Memphis State (Feb. 26, 2983)
 9...Charlie Ward vs. South Carolina (March 2, 1991)
 9...Bob Sura vs. Georgia Tech (March 2, 1995)
 Season:.....97...Sam Cassell (1992-93)
 Freshman:.....71...Charlie Ward (1990-91)
 Sophomore:.....75...Charlie Ward (1991-92)
 Junior:.....90...Toney Douglas (2007-08)
 Senior:.....82...Tim Pickett (2003-04)
 Career:.....238...Charlie Ward (1990-94)

BLOCKED SHOTS

Game:.....9...Andre Reid vs. Bethune-Cookman (Dec. 5, 1993)
 9...Corey Louis vs. Maryland (Jan. 10, 1995)
 Season:.....111...Rodney Dobard (1992-93)
 Freshman:.....74...Corey Louis (1994-95)
 Sophomore:.....75...Solomon Alabi (2009-10)
 Junior:.....82...Bernard James (2010-2011)
 Senior:.....111...Rodney Dobard (1992-93)
 Career:.....240...Rodney Dobard (1989-93)

FIELD GOAL PERCENTAGE

Game:.....1,000...Tat Hunter at Tampa (Nov. 23, 1985) (10-10)
 1,000...Doug Edwards vs. UNCA (Jan. 2, 1992) (10-10)
 Season:.....691...Murray Brown (1978-79)
 Career:.....668...Murray Brown (1976-80)

FIELD GOALS MADE

Game:.....21...Ron King vs. Georgia Southern (Feb. 11, 1971)
 Season:.....262...Ron King (1970-71)
 Freshman:.....165...Xavier Rathan-Mayes (2014-15)
 Sophomore:.....262...Ron King (1970-71)
 Junior:.....260...Alton Lee Gipson (1983-84)
 Senior:.....244...Al Thornton (2006-07)
 Career:.....731...Bob Sura (1991-95)

FIELD GOALS ATTEMPTED

Game:.....37...Ham Wernke vs. Tampa (Feb. 14, 1953)
 Season:.....558...Ron King (1971-72)
 Freshman:.....397...Xavier Rathan-Mayes (2014-15)
 Sophomore:.....533...Bob Sura (1992-93)
 Junior:.....558...Ron King (1971-72)
 Senior:.....536...Toney Douglas (2008-09)
 Career:.....1,626...Bob Sura (1991-95)

THREE-POINT FIELD GOALS MADE

Game:.....10...George McCloud at La Salle (Feb. 23, 1989)
 Season:.....115...George McCloud (1988-89)
 Freshman:.....48...Xavier Rathan-Mayes (2014-15)
 Sophomore:.....73...Bob Sura (1992-93)
 Junior:.....84...Tim Pickett (2002-03)
 Senior:.....115...George McCloud (1988-89)
 Career:.....255...James Collins (1993-97)

THREE-POINT FIELD GOALS ATTEMPTED

Game:.....17...George McCloud at La Salle (Feb. 23, 1989)
 Season:.....270...Tim Pickett (2003-04)
 Freshman:.....171...Xavier Rathan-Mayes (2014-15)
 Sophomore:.....220...Bob Sura (1992-93)
 Junior:.....259...Tim Pickett (2002-03)
 Senior:.....270...Tim Pickett (2003-04)
 Career:.....686...James Collins (1993-97)

FREE THROW PERCENTAGE

Game:.....1,000...Bob Sura vs. USF (Nov. 29, 1994) (16-16)
 Season:.....895...Ken Macklin (1969-70)
 Career:.....817...Granville Arnold (1983-85)

FREE THROWS MADE

Game:.....22...Jim Oler at Rollins (Jan. 31, 1955)
 22...Jim Oler vs. Morningside (Dec. 16, 1955)
 Season:.....310...Jim Oler (1955-56)
 Freshman:.....106...Alexander Johnson (2003-04)
 Sophomore:.....155...Hugh Durham (1956-57)
 Junior:.....221...Jim Oler (1954-55)
 Senior:.....310...Jim Oler (1955-56)
 Career:.....761...Jim Oler (1952-56)

FREE THROWS ATTEMPTED

Game:.....30...Jim Oler vs. Morningside (Dec. 16, 1955)
 Season:.....380...Jim Oler (1955-56)
 Freshman:.....157...Alexander Johnson (2003-04)
 Sophomore:.....213...Hugh Durham (1956-57)
 Junior:.....289...Jim Oler (1954-55)
 Senior:.....380...Jim Oler (1955-56)
 Career:.....975...Jim Oler (1952-56)

GAMES PLAYED

Season:.....36...Boris Bojanovsky (2013-14)
 36...Devon Bookert (2013-14)
 36...Montay Brandon (2013-14)
 36...Robert Gilchrist (2013-14)
 36...Aaron Thomas (2013-14)
 36...Okaro White (2013-14)
 Career:.....139...Okaro White (2011-14)

CONSECUTIVE GAMES PLAYED IN A CAREER

Consecutive
 Consecutive Games
 Played in a Career: ...139...Okaro White (2011-14)

GAMES STARTED

Season:.....36...Montay Brandon (2013-14)
 Career:.....117...Delvon Arrington (1999-02)
 Consecutive
 In a Career:.....110...Delvon Arrington (1999-02)



Rodney Dobard, one of the most athletic players in school history, is the all-time Seminole leader with 240 career blocked shots. He set the school record for blocked shots in a single season with 111 during the 1992-93 season. Dobard played on three consecutive NCAA Tournament teams during his career at Florida State.



STATISTICS BY CLASS

FRESHMEN

TOTAL POINTS

1. Xavier Rathan-Mayes	2014-15	476
2. Bob Sura	1991-92	380
3. Chuck Graham	1989-90	314
4. Alexander Johnson	2003-04	312
5. James Collins	1993-94	298
6. Corey Louis	1994-95	295
Solomon Alabi	2008-09	295
8. Chris Singleton	2008-09	282
Michael Snaer	2009-10	282
10. Michael Joiner	2000-01	279

POINTS PER GAME

1. Xavier Rathan-Mayes	2014-15	14.9
2. Bob Sura	1991-92	12.3
3. James Collins	1993-94	11.0
4. Corey Louis	1994-95	10.9
5. Chuck Graham	1989-90	10.1
6. Alexander Johnson	2003-04	9.5
Randell Jackson	1995-96	9.5
9. Michael Joiner	2000-01	9.3

REBOUNDS

1. Corey Louis	1994-95	210
2. Solomon Alabi	2008-09	197
3. Michael Joiner	2000-01	179
4. Chris Singleton	2008-09	172
5. Phil Cofer	2014-15	149
6. Randy Allen	1983-84	148
7. Harry Davis	1974-75	147
8. Kris Anderson	1976-77	140
9. Alexander Johnson	2003-04	138
10. David Speights	1981-82	133

REBOUNDS PER GAME

1. Corey Louis	1994-95	7.8
2. Michael Joiner	2000-01	6.0
3. Harry Davis	1974-75	5.7
4. Solomon Alabi	2008-09	5.6
5. Randell Jackson	1995-96	5.3
6. Kris Anderson	1976-77	5.1
7. Randy Allen	1983-84	4.9
Chris Singleton	2008-09	4.9
9. David Speights	1981-82	4.7
10. Tat Hunter	1985-86	4.6

ASSISTS

1. Delvon Arrington	1998-99	181
2. Xavier Rathan-Mayes	2014-15	137
3. Charlie Ward	1990-91	103
4. Todd Galloway	2002-03	97
5. Carlton Byrd	1973-74	91
6. Devon Bookert	2012-13	80
7. LaMarr Greer	1994-95	78
8. Bob Sura	1991-92	76
9. Luke Loucks	2008-09	73
10. Eugene Harris	1973-74	69

STEALS

1. Charlie Ward	1990-91	71
2. Delvon Arrington	1998-99	64
3. Chris Singleton	2008-09	54
4. Bob Sura	1991-92	41
5. James Collins	1993-94	37
6. Xavier Rathan-Mayes	2014-15	35
7. LaMarr Greer	1994-95	34
8. Michael Joiner	2000-01	32
9. Luke Loucks	2008-09	31
10. Maurice Myrick	1981-82	30

BLOCKED SHOTS

1. Corey Louis	1994-95	74
2. Solomon Alabi	2008-09	73
3. Chris Singleton	2008-09	47
4. Karim Shabazz	1997-98	37
5. Rodney Dobard	1989-90	36
6. Andre Reid	1990-91	34
7. Randell Jackson	1995-96	30
8. Michael Joiner	2000-01	26
9. Boris Bojanovsky	2012-13	25
10. Jarquez Smith	2013-14	24

FIELD GOALS MADE

1. Xavier Rathan-Mayes	2014-15	165
2. Chuck Graham	1989-90	126
3. Bob Sura	1991-92	124
4. Solomon Alabi	2008-09	122
5. Corey Louis	1994-95	120
6. Jim Lyttle	1965-66	116
7. James Collins	1993-94	110
8. Michael Joiner	2000-01	109
Randy Allen	1983-84	109
10. Wayne Smalls	1973-74	105

FIELD GOAL ATTEMPTS

1. Xavier Rathan-Mayes	2014-15	397
2. James Collins	1993-94	270
3. Chuck Graham	1989-90	269
Bob Sura	1991-92	269
5. Corey Louis	1994-95	267
6. Jim Lyttle	1965-66	254
Michael Joiner	2000-01	254
8. Wayne Smalls	1973-74	244
Von Wafer	2003-04	244
10. Michael Snaer	2009-10	230

THREE-POINT SHOTS MADE

1. Xavier Rathan-Mayes	2014-15	48
2. Von Wafer	2003-04	43
3. James Collins	1993-94	39
4. Bob Sura	1991-92	38
5. Chris Singleton	2008-09	34
6. Devon Bookert	2012-13	32
7. Delvidas Dulkys	2008-09	28
8. Geoff Brower	1995-96	27
9. Derrick Carroll	1992-93	26
10. Anthony Richardson	2001-02	24
LaMarr Greer	1994-95	24
Ian Miller	2010-11	24

THREE-POINT ATTEMPTS

1. Xavier Rathan-Mayes	2014-15	142
2. Von Wafer	2003-04	132
3. James Collins	1993-94	120
Chris Singleton	2008-09	102
5. Bob Sura	1991-92	98
Delvidas Dulkys	2008-09	98
7. Anthony Richardson	2001-02	81
8. Derrick Carroll	1992-93	79
9. Geoff Brower	1995-96	71
10. Ian Miller	2010-11	67

FREE THROWS MADE

1. Alexander Johnson	2003-04	106
2. Xavier Rathan-Mayes	2014-15	98
3. Bob Sura	1991-92	94
4. Jim Oler	1952-53	90
5. Jim Lyttle	1965-66	88
6. Okaro White	2010-11	72
7. Phil Cofer	2014-15	67
8. Charlie Ward	1990-91	62
9. Chris Singleton	2008-09	58
10. Granville Arnold	1982-83	57
Michael Snaer	2009-10	57

FREE THROW ATTEMPTS

1. Alexander Johnson	2003-04	157
2. Bob Sura	1991-92	150
3. Xavier Rathan-Mayes	2014-15	142
4. Jim Oler	1952-53	118
5. Jim Lyttle	1965-66	116
Phil Cofer	2014-15	106
7. Solomon Alabi	2008-09	105
8. Chris Singleton	2008-09	95
9. Karim Shabazz	1997-98	90
10. Charlie Ward	1990-91	87

SOPHOMORES

TOTAL POINTS

1. Bob Sura	1992-93	675
2. Ron King	1970-71	589
3. Dave Fedor	1959-60	530
4. Doug Edwards	1990-91	524
5. Aaron Thomas	2013-14	522
6. Hugh Durham	1956-57	509
7. Dave Cowens	1967-68	508
8. James Collins	1994-95	487
9. Reggie Royals	1970-71	471
10. Ham Wernke	1952-53	468

POINTS PER GAME

1. Ron King	1970-71	22.7
2. Ham Wernke	1952-53	21.3
3. Dave Fedor	1959-60	21.2
4. Bob Sura	1992-93	19.9
5. Hugh Durham	1956-57	19.6
6. Dave Cowens	1967-68	18.8
7. Reggie Royals	1970-71	18.1
8. James Collins	1994-95	18.0
9. Larry Warren	1973-74	16.9
10. Jim Oler	1953-54	16.6

REBOUNDS

1. Dave Cowens	1967-68	456
2. Dave Fedor	1959-60	400
3. Reggie Royals	1970-71	390
4. Lawrence McCray	1971-72	263
5. Greg Grady	1973-74	250
6. Doug Edwards	1990-91	227
7. Chris Singleton	2009-10	223
8. Jan Gies	1967-68	221
9. Bob Sura	1992-93	209
10. Zach Perkins	1973-74	207

REBOUNDS PER GAME

1. Dave Cowens	1967-68	17.0
2. Dave Fedor	1959-60	16.0
3. Reggie Royals	1970-71	15.0
4. Greg Grady	1973-74	9.6
5. Jan Gies	1967-68	8.2
Lawrence McCray	1971-72	8.2
7. Zach Perkins	1973-74	8.0
Karim Shabazz	1998-99	8.0
9. Jerry Shirley	1962-63	7.9
10. David Thompson	1975-76	7.5

ASSISTS

1. Otto Petty	1970-71	227
2. Delvon Arrington	1999-00	182
3. Tony Jackson	1977-78	166
4. Skip Young	1968-69	155
5. LaMarr Greer	1995-96	131
6. Charlie Ward	1991-92	122
7. Tony William	1981-82	111
8. Wayne Smalls	1974-75	110
9. Devon Bookert	2013-14	102
10. Bobby Parks	1978-79	97

STEALS

1. Charlie Ward	1991-92	75
2. Tony Jackson	1977-78	73
3. Chris Singleton	2009-10	71
4. Tony William	1981-82	66
5. Aaron Thomas	2013-14	57
6. Bob Sura	1992-93	54
7. Isaiah Swann	2005-06	47
8. Tharon Mayes	1987-88	45
9. Delvon Arrington	1999-00	44
10. Ed Chatman	1978-79	42

BLOCKED SHOTS

1. Solomon Alabi	2009-10	75
2. Boris Bojanovsky	2013-14	67
3. Chris Singleton	2009-10	48
4. Rodney Dobard	1990-91	47
5. Randell Jackson	1996-97	46
6. Mike Mathews	2000-01	44
7. Corey Louis	1995-96	43
Delvon Anderson	1999-00	43
9. Doug Edwards	1990-91	36
10. Jarquez Smith	2014-15	35

FIELD GOALS MADE

1. Ron King	1970-71	262
2. Bob Sura	1992-93	241
3. Dave Fedor	1959-60	214
4. Dave Cowens	1967-68	206
5. Doug Edwards	1990-91	200
6. Reggie Royals	1970-71	191
7. Randy Allen	1984-85	187
8. James Collins	1994-95	181
9. Larry Warren	1973-74	179
10. Aaron Thomas	2013-14	172

FIELD GOAL ATTEMPTS

1. Bob Sura	1992-93	533
2. Ron King	1970-71	521
3. Dave Fedor	1959-60	453
4. Hugh Durham	1956-57	438
5. Ham Wernke	1952-53	422
6. Larry Warren	1973-74	395
7. Jerry Westhafer	1952-53	391
8. Doug Edwards	1990-91	385
9. Reggie Royals	1970-71	384
10. Dave Cowens	1967-68	383

THREE-POINT SHOTS MADE

1. Bob Sura	1992-93	73
2. James Collins	1994-95	72
3. Deividas Dulkys	2009-10	71
4. Von Wafer	2004-05	65
5. Adrian Crawford	1998-99	64
6. Tharon Mayes	1987-88	46
7. Devon Bookert	2013-14	44
8. Michael Snaer	2010-11	43
9. Derrick Carroll	1994-95	42
10. Aaron Thomas	2013-14	39

THREE-POINT ATTEMPTS

1. Bob Sura	1992-93	220
2. Deividas Dulkys	2009-10	179
3. James Collins	1994-95	164
4. Von Wafer	2004-05	164
5. Adrian Crawford	1998-99	161
6. Michael Snaer	2010-11	117
7. Chris Singleton	2009-10	115
8. Derrick Carroll	1994-95	112
9. Aaron Thomas	2013-14	105
10. Hugh Graham	1990-91	104

FREE THROWS MADE

1. Hugh Durham	1956-57	155
2. Jim Oler	1953-54	140
3. Aaron Thomas	2013-14	139
4. Ham Wernke	1952-53	134
5. Bob Sura	1992-93	120
6. Doug Edwards	1990-91	112
7. Solomon Alabi	2009-10	108
8. Dave Fedor	1959-60	102
9. Dave Cowens	1967-68	96
10. Mickey Dillard	1977-78	92

FREE THROW ATTEMPTS

1. Hugh Durham	1956-57	213
2. Ham Wernke	1952-53	193
3. Jim Oler	1953-54	188
Bob Sura	1992-93	188
5. Aaron Thomas	2013-14	172
6. Doug Edwards	1990-91	158
7. Solomon Alabi	2009-10	136
8. Montay Brandon	2013-14	135
9. Jack Davis	1959-60	134
10. Dave Fedor	1959-60	131
Dave Cowens	1967-68	131



STATISTICS BY CLASS

JUNIORS

TOTAL POINTS

1. Mickey Dillard	1979-80	635
2. Murray Brown	1978-79	629
3. Alton Lee Gipson	1983-84	626
4. Ron King	1971-72	573
5. Bob Sura	1993-94	573
6. Sam Cassell	1991-92	570
7. Jim Oler	1954-55	549
8. George McCloud	1987-88	546
9. Tony Dawson	1987-88	536
10. Toney Douglas	2007-08	524

POINTS PER GAME

1. Mitchell Wiggins	1981-82	23.8
2. Murray Brown	1978-79	21.7
3. Bob Sura	1993-94	21.2
4. Jim Oler	1954-55	21.1
5. Mickey Dillard	1979-80	20.4
6. Dave Cowens	1968-69	20.3
7. Alton Lee Gipson	1983-84	20.2
8. Mickey Dillard	1978-79	20.0
9. Dave Fedor	1960-61	19.0
10. Ham Wernke	1953-54	18.5
David Thompson	1976-77	18.5

REBOUNDS

1. Dave Cowens	1968-69	437
2. Reggie Royals	1971-72	351
3. Dick Artmeier	1954-55	339
4. Dave Fedor	1960-61	336
5. Daniel Boltz	1957-58	303
6. Gary Schull	1964-65	273
7. Doug Edwards	1991-92	271
8. Greg Grady	1974-75	267
9. Michael Polite	1989-90	262
10. Willie Williams	1968-69	249

REBOUNDS PER GAME

1. Dave Cowens	1968-69	17.5
2. Dave Fedor	1960-61	14.0
3. Dick Artmeier	1954-55	13.0
4. Daniel Boltz	1957-58	12.1
5. Reggie Royals	1971-72	11.0
6. Gary Schull	1964-65	10.5
7. Greg Grady	1974-75	10.3
8. Mitchell Wiggins	1981-82	9.7
9. Willie Williams	1968-69	9.6
10. Lawrence McCray	1972-73	9.3

ASSISTS

1. Kerry Thompson	1996-97	184
2. Otto Petty	1971-72	173
3. Tony Jackson	1978-79	158
4. Tony William	1982-83	156
5. Dean Shaffer	1983-84	146
6. Pee Wee Barber	1985-86	146
7. Delvon Arrington	2000-01	143
8. Skip Young	1969-70	127
9. Derwin Kitchen	2009-10	122
10. Bob Sura	1993-94	121

STEALS

1. Toney Douglas	2007-08	90
2. Tim Pickett	2002-03	82
3. Kerry Thompson	1996-97	71
4. Dean Shaffer	1983-84	70
5. Bob Sura	1993-94	65
6. James Collins	1995-96	62
7. Terrell Baker	1997-98	59
8. Tony Jackson	1978-79	58
9. Sam Cassell	1991-92	56
Delvon Arrington	2000-01	56

BLOCKED SHOTS

1. Bernard James	2010-11	82
2. Alton Lee Gipson	1983-84	55
3. Andre Reid	1993-94	54
4. Rodney Dobard	1991-92	46
5. Boris Bojanovsky	2014-15	44
6. Elvis Rolle	1979-80	42
7. Doug Edwards	1991-92	41
Chris Singleton	2010-11	41
9. Okaro White	2012-13	38
10. Randell Jackson	1997-98	37

FIELD GOALS MADE

1. Alton Lee Gipson	1983-84	260
2. Ron King	1971-72	239
Mickey Dillard	1979-80	239
4. Murray Brown	1978-79	237
5. David Thompson	1976-77	230
6. Mitchell Wiggins	1981-82	223
7. Tony Dawson	1987-88	212
8. Sam Cassell	1991-92	206
9. Pee Wee Barber	1985-86	204
10. Dave Cowens	1968-69	202
Bob Sura	1993-94	202

FIELD GOAL ATTEMPTS

1. Ron King	1971-72	558
2. Alton Lee Gipson	1983-84	497
3. David Thompson	1976-77	495
4. Mickey Dillard	1979-80	458
5. Burt Deckel	1957-58	457
6. Sam Cassell	1991-92	454
7. Tim Pickett	2002-03	437
8. Bob Sura	1993-94	431
9. Reggie Royals	1971-72	415
10. Jim Oler	1954-55	414

THREE-POINT SHOTS MADE

1. Tim Pickett	2002-03	84
2. George McCloud	1987-88	72
3. James Collins	1995-96	69
4. Isaiah Swann	2006-07	68
5. Michael Snaer	2011-12	67
6. Toney Douglas	2007-08	62
7. Sam Cassell	1991-92	58
8. Deividas Dulkys	2010-11	55
9. Devon Bookert	2014-15	53
10. Bob Sura	1993-94	52

THREE-POINT ATTEMPTS

1. Tim Pickett	2002-03	259
2. James Collins	1995-96	199
3. Toney Douglas	2007-08	174
4. Isaiah Swann	2006-07	166
Michael Snaer	2011-12	166
6. Deividas Dulkys	2010-11	165
7. Sam Cassell	1991-92	164
8. Bob Sura	1993-94	164
9. George McCloud	1987-88	159
10. Devon Bookert	2014-15	135

FREE THROWS MADE

1. Jim Oler	1954-55	221
2. Murray Brown	1978-79	155
3. Mickey Dillard	1979-80	151
Mickey Dillard	1980-81	151
5. Hugh Durham	1957-58	124
6. Al Thornton	2005-06	122
7. Alexander Johnson	2005-06	120
8. Okaro White	2012-13	119
9. Michael Polite	1989-90	117
Bob Sura	1993-94	117
Montay Brandon	2014-15	117

FREE THROW ATTEMPTS

1. Jim Oler	1954-55	289
2. Murray Brown	1978-79	218
3. Mickey Dillard	1979-80	197
4. Mickey Dillard	1980-81	190
5. Bob Sura	1993-94	179
6. Montay Brandon	2014-15	174
7. Alton Lee Gipson	1983-84	173
Michael Polite	1989-90	173
9. Alexander Johnson	2005-06	170
10. Dave Cowens	1968-69	164
Al Thornton	2005-06	164

SENIORS

TOTAL POINTS

1. Toney Douglas	2008-09	751
2. Jim Oler	1955-56	742
3. Al Thornton	2006-07	690
4. George McCloud	1988-89	683
5. Sam Cassell	1992-93	641
6. Tony Dawson	1988-89	629
7. Murray Brown	1979-80	578
8. Pee Wee Barber	1986-87	576
9. Alton Lee Gipson	1984-85	568
Doug Edwards	1992-93	568

POINTS PER GAME

1. Jim Oler	1955-56	29.7
2. Tharon Mayes	1989-90	23.3
3. George McCloud	1988-89	22.8
4. Mitchell Wiggins	1982-83	22.7
5. Hugh Durham	1958-59	21.9
6. Toney Douglas	2008-09	21.5
7. Tony Dawson	1988-89	21.0
8. Dave Fedor	1961-62	20.4
9. Ham Wernke	1954-55	19.7
Al Thornton	2006-07	19.7

REBOUNDS

1. Rick Benson	1954-55	447
2. Gary Schull	1965-66	432
3. Doug Edwards	1992-93	317
4. Willie Williams	1969-70	290
5. Michael Polite	1990-91	285
6. Bernard James	2011-12	283
7. Reggie Royals	1972-73	273
8. Daniel Boltz	1958-59	265
9. Elvis Rolle	1980-81	264
10. LaMarr McCray	1973-74	257

REBOUNDS PER GAME

1. Dave Cowens	1969-70	17.2
2. Rick Benson	1954-55	16.6
3. Gary Schull	1965-66	12.7
4. Daniel Boltz	1958-59	11.5
5. Willie Williams	1969-70	11.0
6. Reggie Royals	1972-73	10.2
7. Dave Fedor	1961-62	10.1
8. LaMarr McCray	1973-74	9.8
9. Gary Wold	1955-56	9.5
10. Doug Edwards	1992-93	9.4

ASSISTS

1. Tony William	1983-84	215
2. Tony Jackson	1979-80	213
3. Otto Petty	1972-73	202
4. Delvon Arrington	2001-02	182
5. Kerry Thompson	1997-98	172
6. Dean Shaffer	1984-85	171
7. Sam Cassell	1992-93	170
8. Carlton Byrd	1976-77	159
9. Luke Loucks	2011-12	152
10. Bob Sura	1994-95	146

STEALS

1. Dean Shaffer	1984-85	82
Tim Pickett	2003-04	82
3. Terrell Baker	1998-99	81
4. Tony Jackson	1979-80	80
5. Tony William	1983-84	65
6. Toney Douglas	2008-09	63
7. Delvon Arrington	2001-02	62
8. Kerry Thompson	1997-98	61
9. James Collins	1996-97	60
10. Ralph Mims	2007-08	57

BLOCKED SHOTS

1. Rodney Dobard	1997-98	111
2. Bernard James	2011-12	82
3. Alton Lee Gipson	1984-85	50
4. Elvis Rolle	1980-81	47
Doug Edwards	1992-93	47
6. Tony Dawson	1984-85	44
Xavier Gibson	2011-12	44
8. Al Thornton	2006-07	40
Okaro White	2013-14	40
10. Kyle Mulligan	1997-98	39

FIELD GOALS MADE

1. Al Thornton	2006-07	244
2. Tony Dawson	1988-89	243
3. Toney Douglas	2008-09	239
4. Alton Lee Gipson	1984-85	236
5. Sam Cassell	1992-93	234
6. Murray Brown	1979-80	230
7. Doug Edwards	1992-93	224
8. Harry Davis	1977-78	217
9. Jim Oler	1955-56	216
Mitchell Wiggins	1982-83	216

FIELD GOAL ATTEMPTS

1. Toney Douglas	2008-09	536
2. Don Bates	1958-59	495
3. Alton Lee Gipson	1984-85	489
4. Rick Benson	1954-55	471
5. Jim Oler	1955-56	470
6. Sam Cassell	1992-93	466
7. George McCloud	1988-89	462
8. Ham Wernke	1954-55	461
9. Tony Dawson	1988-89	460
Al Thornton	2006-07	460

THREE-POINT SHOTS MADE

1. George McCloud	1988-89	115
2. Tim Pickett	2003-04	110
3. Toney Douglas	2008-09	85
4. LaRae Davis	1986-87	80
5. James Collins	1996-97	75
6. Pee Wee Barber	1986-87	72
7. Ian Miller	2013-14	65
8. Michael Snaer	2012-13	63
9. Adrian Crawford	2000-01	58
Tharon Mayes	1989-90	58

THREE-POINT ATTEMPTS

1. Tim Pickett	2003-04	270
2. George McCloud	1988-89	262
3. Toney Douglas	2008-09	221
4. James Collins	1996-97	203
5. Aubry Boyd	1990-91	178
6. LaRae Davis	1986-87	175
7. Adrian Crawford	2000-01	166
8. Michael Snaer	2012-13	164
9. Ian Miller	2013-14	163
10. Pee Wee Barber	1986-87	161
Tharon Mayes	1989-90	161

FREE THROWS MADE

1. Jim Oler	1955-56	310
2. Toney Douglas	2008-09	188
3. Al Thornton	2006-07	166
4. Gary Schull	1965-66	164
5. Hugh Durham	1958-59	162
6. George McCloud	1988-89	154
7. Okaro White	2013-14	134
8. Ham Wernke	1954-55	132
9. Gary Wold	1955-56	129
10. Michael Polite	1990-91	124

FREE THROW ATTEMPTS

1. Jim Oler	1955-56	380
2. Gary Schull	1965-66	237
3. Toney Douglas	2008-09	232
4. Al Thornton	2006-07	210
5. Hugh Durham	1958-59	201
6. Elvis Rolle	1980-81	195
7. Michael Polite	1990-91	190
8. Gary Wold	1955-56	181
9. Bob Sura	1994-95	179
10. Harry Davis	1977-78	178



YEAR-BY-YEAR ALL-TIME STATS

1947-48

RECORD: 5-13		HOME: 5-2		AWAY: 0-11			
Player	G	FGM	FTM	PTS	AVG		
Kratzert	17	58	48	164	9.6		
Williams	13	36	38	110	8.5		
Dickson	17	33	30	96	5.6		
Pavy	16	37	18	92	5.8		
Chaudron	17	28	20	76	4.5		
Maxwell	12	28	10	66	5.5		
McCrary	14	23	18	64	4.6		
Hilaman	16	23	16	62	3.9		
Wyman	17	20	13	53	3.1		
Osteen	11	19	6	44	4.0		
Nettles	12	2	6	10	0.8		
Wilson	9	2	1	5	0.6		
Parker	3	1	2	4	1.3		
Calhoun	1	1	0	2	2.0		
Pierce	1	1	0	2	2.0		
Barnes	1	0	0	0	0.0		
Edwards	1	0	0	0	0.0		
Schoneck	1	0	0	0	0.0		
Williams	1	0	0	0	0.0		
Grant	1	0	0	0	0.0		
Fellows	1	0	0	0	0.0		
Roesch	2	0	0	0	0.0		
FSU	18	312	226	850	47.2		
Opponents	18	368	242	978	54.3		

1948-49

RECORD: 12-12		HOME: 8-3		AWAY: 3-7		NEUTRAL: 1-2	
Player	G	FGM	FTM	PTS	AVG		
Benjamin	24	109	30	248	10.3		
McLaughlin	21	90	37	217	10.3		
Weigle	24	77	52	206	8.6		
Adams	23	64	15	143	6.2		
Kendall	20	47	36	130	6.5		
Pence	17	26	15	67	3.9		
Wyman	22	18	20	56	2.5		
Pavy	18	16	17	49	2.7		
Nettles	19	13	4	30	1.6		
Dickson	9	8	4	20	2.2		
Kratzert	3	7	5	19	6.3		
Hewitt	7	5	7	17	2.4		
Folliard	3	5	4	14	4.7		
Hilaman	2	1	1	3	1.5		
Collins	2	1	0	2	1.0		
Stanfill	3	0	2	2	0.7		
Fellows	2	0	1	1	0.5		
McKay	4	0	1	1	0.3		
Falzone	1	0	0	0	0.0		
FSU	24	487	251	1225	51.0		
Opponents	24	449	316	1214	50.6		

1949-50

RECORD: 14-10		HOME: 9-1		AWAY: 4-8		NEUTRAL: 1-1	
Player	G	FGM	FTM	PTS	AVG		
McLaughlin	25	138	52	328	13.1		
Kendall	25	109	50	268	10.7		
Weigle	24	81	76	238	9.9		
Benjamin	24	88	27	203	8.5		
Dickson	22	36	28	100	4.5		
Trobaugh	19	32	11	75	3.9		
Hewitt	13	24	14	62	4.8		
Pence	22	20	13	53	2.4		
Wyman	21	21	9	51	2.4		
Fischer	9	15	12	42	4.7		
Edmiston	14	5	18	28	2.0		
Nettles	14	8	2	18	1.3		
Folliard	5	5	1	11	2.2		
Cummings	6	2	2	6	1.0		
Osha	1	2	1	5	5.0		
Mady	1	2	0	4	4.0		
FSU	25	588	316	1492	59.7		
Opponents	25	502	423	1427	57.1		

1950-51

RECORD: 18-9		HOME: 8-1		AWAY: 5-7		NEUTRAL: 5-1	
Player	G	FGM	FTM	PTS	AVG		
Hartman	27	185	105	475	17.6		
Whitmer	27	137	88	362	13.4		
Scott	27	91	36	218	8.1		
McLaughlin	21	64	51	179	8.5		
Marsee	24	73	31	177	7.4		
Trobaugh	27	54	42	150	5.6		
Dickson	23	45	32	122	5.3		
Fischer	17	25	12	62	3.6		
Merriman	5	12	6	30	6.0		
Nettles	10	2	3	7	0.7		
Quinn	5	3	0	6	1.2		
Hewitt	2	1	0	2	1.0		
Wyman	5	1	0	2	0.4		
Westhafer	1	0	0	0	0.0		
FSU	27	693	406	1792	66.4		
Opponents	27	639	436	1714	63.5		

1951-52

RECORD: 5-20		HOME: 2-7		AWAY: 1-10		NEUTRAL: 2-3			
Player	G	FGM-FGA	Pct.	FTM-FTA	Pct.	PF	Pts.-Avg.		
McLaughlin	25	119-352	.338	61-106	.575	93	299-12.0		
Whitmer	23	94-315	.295	88-121	.727	81	276-12.0		
Westhafer	25	87-278	.313	35-56	.625	53	209-8.4		
Fischer	22	77-226	.341	24-54	.444	76	178-8.1		
Gordon	15	62-173	.358	24-41	.585	38	148-9.9		
Quinn	22	43-181	.238	18-33	.545	82	104-4.7		
Benson	17	36-123	.293	10-25	.400	38	82-4.8		
Wernke	5	20-71	.282	17-23	.739	18	57-11.4		
Pence	18	10-45	.222	8-12	.667	15	28-1.6		
Hardesty	8	10-36	.278	4-7	.571	15	24-3.0		
Burst	9	5-26	.192	2-2	1.000	17	12-1.4		
Richardson	5	3-17	.176	1-2	.500	8	7-1.4		
Others	—	19-82	.232	9-23	.391	34	47-—		
FSU	25	585-1925	.304	301-505	.596	568	1471-58.8		
Opponents	25	663-	—	417-	—	—	1743-69.7		

1952-53

RECORD: 11-11		HOME: 7-1		AWAY: 3-10		NEUTRAL: 1-0			
Player	G	FGM-FGA	Pct.	FTM-FTA	Pct.	PF	Pts.-Avg.		
Wernke	22	167-422	.396	134-193	.694	71	468-21.3		
Westhafer	22	127-391	.325	52-75	.693	65	306-13.9		
Oler	20	52-139	.374	90-118	.763	50	194-9.7		
Gordon	22	67-196	.342	30-60	.500	63	164-7.5		
Benson	21	48-168	.286	34-55	.618	56	130-6.2		
Richardson	19	46-142	.324	21-37	.568	37	113-5.9		
Wold	15	28-60	.467	34-61	.557	37	90-6.0		
Burst	17	15-78	.192	17-30	.567	39	47-2.3		
Dellaban	12	18-66	.273	8-10	.800	19	44-3.7		
Artmeier	10	7-20	.350	6-9	.667	12	20-2.0		
Pence	8	3-11	.273	4-5	.800	5	10-1.3		
Others	—	21-71	.296	19-41	.463	24	61-—		
FSU	22	599-1764	.339	449-694	.690	462	1647-74.9		
Opponents	22	621-1717	.362	436-725	.601	439	1678-76.3		

1953-54

RECORD: 13-7		HOME: 9-2		AWAY: 4-5		NEUTRAL: 0-0			
Player	G	FGM-FGA	Pct.	FTM-FTA	Pct.	Pts.-Avg.			
Wernke	20	128-354	.362	113-148	.764	369-18.5			
Oler	20	96-280	.343	140-188	.745	332-16.6			
Benson	19	75-342	.219	45-	—	195-10.3			
Artmeier	19	70-	—	47-	—	187-9.8			
Westhafer	14	47-	—	11-	—	105-7.5			
Burst	19	40-	—	13-	—	93-4.9			
Dellaban	16	31-	—	18-	—	80-5.0			
Gordon	19	30-	—	10-	—	70-3.7			
Wold	13	5-	—	17-	—	27-2.1			
Reeves	11	4-	—	13-	—	21-1.9			
Wursbach	4	4-	—	6-	—	14-3.5			
Nissalki	7	4-	—	4-	—	12-1.7			
Patton	1	0-	—	0-	—	0-0.0			
FSU	20	534-	—	437-	—	1505-75.3			
Opponents	20	520-	—	408-	—	1448-72.4			



YEAR-BY-YEAR ALL-TIME STATS

1954-55

RECORD: 22-4		HOME: 12-0		AWAY: 8-2		NEUTRAL: 2-2			
Player	G	FGM-FGA	Pct.	FTM-FTA	Pct.	Reb.-Avg.	PF	Pts.-Avg.	
Oler	26	164-414	.396	221-289	.765	76-2.9	65	549-21.1	
Wernke	26	190-461	.412	132-169	.781	130-5.0	81	512-19.7	
Benson	26	170-471	.361	92-147	.626	432-16.6	83	451-17.3	
Artmeier	26	121-397	.305	97-127	.764	339-13.0	88	276-10.6	
Wold	25	59-156	.378	90-124	.726	208-8.3	81	214-8.6	
Williams	26	49-112	.438	23-45	.511	121-4.7	64	194-7.5	
Burst	14	12-56	.214	17-24	.708	41-2.9	18	14-1.0	
Twomey	15	10-34	.294	17-30	.567	37-2.5	13	28-1.9	
Waites	15	9-28	.321	10-11	.909	28-1.9	9	22-1.5	
Wursbach	11	7-18	.389	5-7	.714	19-1.7	10	12-1.1	
Patton	13	2-13	.154	2-7	.286	6-0.5	8	1-0.1	
Garcia	2	1-4	.250	1-2	.500	3-1.5	0	2-1.0	
Alford	2	0-0	.000	0-0	.000	0-0.0	0	0-0.0	
FSU	26	794-2164	.367	707-982	.720	2295-88.3	522	1420-54.6	
Opponents	26	756-2059	.367	539-826	.653	2051-78.9	578	1061-40.8	

1955-56

RECORD: 16-9		HOME: 9-0		AWAY: 5-5		NEUTRAL: 2-4			
Player	G	FGM-FGA	Pct.	FTM-FTA	Pct.	Reb.-Avg.	PF	Pts.-Avg.	
Oler	25	216-470	.460	310-380	.816	136-5.4	61	742-29.7	
Wold	25	116-241	.481	129-181	.713	237-9.5	91	361-14.4	
Artmeier	25	98-261	.375	80-116	.690	167-6.7	90	276-11.0	
Gregory	25	66-163	.405	30-54	.556	121-4.8	67	162-6.5	
Garcia	22	44-145	.303	45-61	.738	49-2.2	40	133-6.0	
Ward	22	45-135	.333	29-43	.674	82-3.7	21	119-5.4	
Williams	20	34-98	.347	35-53	.660	176-8.8	51	103-5.2	
Twomey	20	16-46	.348	6-20	.300	39-2.0	24	38-1.9	
Patton	13	9-28	.321	11-16	.688	17-1.3	19	29-2.2	
Waites	16	10-34	.294	6-16	.375	24-1.5	14	26-1.6	
Wursbach	17	8-15	.533	4-8	.500	28-1.1	11	20-1.3	
Mahoney	9	6-12	.500	2-3	.667	8-0.9	8	14-1.6	
Corso	1	0-0	.000	0-0	.000	0-0.0	0	0-0.0	
Wood	2	0-0	.000	0-0	.000	0-0.0	0	0-0.0	
FSU	25	668-1648	.405	687-950	.723	1129-45.2	497	2023-80.9	
Opponents	25	710-1703	.417	493-799	.617	1188-47.5	554	1913-76.5	

1956-57

RECORD: 9-17		HOME: 5-5		AWAY: 3-11		NEUTRAL: 1-1			
Player	G	FGM-FGA	Pct.	FTM-FTA	Pct.	Reb.-Avg.	PF	Pts.-Avg.	
Durham	26	117-438	.404	155-213	.728	116-4.5	53	509-19.6	
Waits	25	131-336	.389	101-126	.802	118-4.7	75	363-14.5	
Strom	26	90-175	.514	62-95	.640	237-9.1	74	242-9.3	
Garcia	25	74-239	.310	77-99	.777	50-2.0	48	225-9.0	
Williams	26	67-175	.383	43-78	.551	234-9.0	62	177-6.8	
Ward	24	57-153	.373	15-30	.500	76-3.2	35	129-5.4	
Gregory	24	51-137	.372	18-33	.545	81-3.4	64	120-5.0	
Twomey	18	25-92	.272	42-62	.677	70-3.9	29	92-5.1	
Westhafer	21	17-42	.405	19-33	.576	44-2.1	19	53-2.5	
Williams, J	18	9-36	.250	6-11	.545	12-0.7	10	24-1.3	
Casteel	11	6-28	.214	5-19	.263	53-4.8	27	17-1.5	
FSU	26	704-1862	.380	543-799	.679	1091-42.0	496	1951-75.1	
Opponents	26	763-1981	.396	545-805	.677	1446-55.6	482	2061-79.3	

1957-58

RECORD: 9-16		HOME: 8-3		AWAY: 0-12		NEUTRAL: 1-1			
Player	G	FGM-FGA	Pct.	FTM-FTA	Pct.	Reb.-Avg	PF	Pts.-Avg.	
Deckel	25	163-457	.357	99-134	.739	202-8.1	425	425-17.0	
Durham	24	122-377	.324	124-154	.805	95-4.0	368	153-6.3	
Liteky	25	96-294	.327	76-97	.784	120-4.8	268	107-4.2	
Strom	25	101-239	.423	50-64	.781	252-10.1	252	101-4.0	
Boltz	25	61-174	.351	32-58	.552	303-12.1	154	62-2.4	
Garcia	22	32-111	.288	28-41	.683	43-2.0	92	42-1.9	
Savage	24	25-110	.227	15-32	.469	46-1.9	65	27-1.1	
Westhafer	14	8-31	.258	7-13	.538	22-1.6	23	16-1.1	
Casteel	18	6-23	.261	8-17	.471	41-2.3	20	11-0.6	
Williams	15	5-32	.156	6-10	.600	9-0.6	16	11-0.7	
Woodward	3	2-3	.667	2-3	.667	3-1.0	6	2-0.7	
Rodgers	1	0-0	.000	0-0	.000	0-0.0	0	0-0.0	
Gregory	1	0-0	.000	0-0	.000	0-0.0	0	0-0.0	
FSU	25	621-1851	.335	447-623	.717	1247-49.91	689	67-2.7	
Opponents	25	697-1766	.395	454-689	.659	1352-54.11	848	73-2.9	

1958-59

RECORD: 8-15		HOME: 7-3		AWAY: 1-10		NEUTRAL: 0-2			
Player	G	FGM-FGA	Pct.	FTM-FTA	Pct.	Reb.-Avg.	PF	Pts.-Avg.	
Durham	23	171-415	.412	162-201	.806	86-3.7	57	504-21.9	
Bates	23	179-495	.362	76-101	.752	102-4.4	75	434-18.9	
Liteky	23	70-176	.398	59-83	.711	115-5.0	74	199-8.7	
Tinsley	21	68-146	.466	27-61	.443	148-7.0	56	163-7.8	
Savage	23	68-196	.347	32-67	.478	131-5.7	67	168-7.3	
Boltz	23	52-153	.340	45-74	.608	264-11.5	95	149-6.5	
Richter	14	30-85	.353	13-30	.433	85-6.1	24	73-5.2	
Williams	20	19-59	.322	12-14	.857	19-1.0	22	50-2.5	
Archer	13	6-16	.375	5-8	.625	17-1.3	11	17-1.3	
Woodward	13	3-13	.231	4-4	1.000	0-0.0	3	10-0.8	
Hohne	5	1-4	.250	1-2	.500	1-0.2	2	3-0.6	
Hobbs	1	0-0	.000	0-1	.000	0-0.0	0	0-0.0	
FSU	23	667-1758	.379	436-646	.675	1195-52.0	486	1770-77.0	
Opponents	23	698-1684	.414	479-699	.685	1312-57.1	455	1875-81.5	

1959-60

RECORD: 10-15		HOME: 7-4		AWAY: 3-10		NEUTRAL: 0-1			
Player	G	FGM-FGA	Pct.	FTM-FTA	Pct.	Reb.-Avg.	PF	Pts.-Avg.	
Fedor	25	214-453	.472	102-131	.779	400-16.0	530	21-2.2	
Richter	25	103-235	.438	64-106	.604	185-7.4	270	10-8.8	
Davis	25	70-227	.308	88-134	.657	80-3.2	228	9-1.1	
Swain	25	78-206	.379	50-89	.562	175-7.0	206	8-2.2	
Ashworth	16	76-208	.365	24-41	.585	56-3.5	176	11-0.1	
Savage	23	53-185	.286	44-68	.647	55-2.4	150	6-5.1	
Woodward	14	48-109	.440	17-18	.944	13-0.9	113	8-1.1	
Freudenstein	8	25-68	.368	14-24	.583	21-2.6	64	8-0.8	
Edney	19	17-48	.354	29-46	.630	30-1.6	63	3-3.3	
Cotton	8	17-51	.333	12-15	.800	19-2.4	46	6-5.8	
Whitehead	15	15-36	.417	12-17	.706	38-2.5	42	2-2.8	
Smith	17	10-36	.278	1-7	.143	24-1.4	21	1-1.2	
Casteel	12	5-21	.238	9-17	.529	18-1.5	19	1-1.6	
Team						191-7.6			
FSU	25	731-1883	.388	466-713	.654	1305-52.2	1928	77-3.1	
Opponents	25	718-1683	.427	514-783	.656	1328-53.1	1950	78-0.8	

1960-61

RECORD: 14-10		HOME: 8-1		AWAY: 6-7		NEUTRAL: 0-2			
Player	G	FGM-FGA	Pct.	FTM-FTA	Pct.	Reb.-Avg.	PF	Pts.-Avg.	
Fedor	24	185-365	.507	86-107	.804	336-14.0	70	456-19.0	
Swain	24	168-313	.537	82-124	.661	188-7.8	69	418-17.4	
Long	22	83-179	.464	27-48	.563	81-3.7	60	193-8.8	
Davis	24	44-117	.376	78-102	.765	68-2.8	53	166-6.9	
Ashworth	23	45-137	.328	31-43	.721	57-2.5	53	121-5.3	
Coogee	22	36-80	.450	41-64	.641	64-2.9	45	113-5.1	
Edney	18	21-57	.368	34-56	.607	28-1.6	22	76-4.2	
Smith	10	15-34	.441	8-12	.667	18-1.8	17	38-3.8	
Others	—	75-185	.405	55-78	.705	78—	62	205—	
FSU	24	672-1467	.458	442-634	.697	1054-43.9	451	1786-74.4	
Opponents	24	629-1501	.419	411-629	.653	1023-42.6	467	1669-69.5	

1961-62

RECORD: 15-8		HOME: 8-2		AWAY: 7-6		NEUTRAL: 0-0			
Player	G	FGM-FGA	Pct.	FTM-					



YEAR-BY-YEAR ALL-TIME STATS

1962-63

RECORD: 15-10		HOME: 8-3		AWAY: 4-7		NEUTRAL: 3-0			
Player	G	FGM-FGA	Pct.	FTM-FTA	Pct.	Reb.-Avg.	PF	Pts.-Avg.	
Long	24	159-3511	.511	77-109	.706	123-5.1	70	395-16.5	
Shirley	25	118-235	.502	45-60	.750	199-7.9	67	281-11.2	
Rogers	25	106-226	.469	57-85	.671	114-4.6	62	269-10.8	
Reeves	24	70-130	.538	48-87	.552	115-4.8	32	188-7.8	
Huge	25	78-192	.406	20-36	.556	126-5.1	78	176-7.1	
Dale	24	57-135	.422	17-28	.607	53-2.2	69	131-5.5	
Gonzalez	17	30-67	.448	21-41	.512	48-2.8	27	81-4.8	
Ek	20	27-65	.415	13-23	.565	48-2.4	23	67-3.4	
Rickettes	6	18-37	.486	20-26	.769	18-3.0	16	56-9.3	
Winter	13	18-50	.360	7-9	.778	8-0.6	14	43-3.3	
Lovell	21	19-51	.373	4-9	.444	33-1.6	22	42-2.0	
Coogee	2	6-12	.500	0-1	.000	5-2.5	5	12-6.0	
Giswold	7	1-2	.500	1-4	.250	3-0.4	5	3-0.4	
FSU	25	707-1513	.467	330-517	.638	1047-41.9	448	1744-69.8	
Opponents	25	599-1434	.418	482-678	.717	977-39.1	421	1680-67.2	

1963-64

RECORD: 11-14		HOME: 9-1		AWAY: 1-12		NEUTRAL: 1-1			
Player	G	FGM-FGA	Pct.	FTM-FTA	Pct.	Reb.-Avg.	PF	Pts.-Avg.	
Schull	25	128-257	.499	67-96	.698	179-7.2	66	323-12.9	
Rogers	25	132-281	.469	54-81	.667	137-5.5	76	318-12.7	
Shirley	25	113-259	.436	59-68	.868	155-6.2	63	285-11.4	
Gonzalez	25	78-166	.469	59-73	.808	81-3.2	42	215-8.6	
Peacock	23	79-159	.496	39-51	.765	44-1.9	53	197-8.6	
Lovell	21	69-133	.518	27-40	.675	57-2.7	31	165-7.9	
Huge	25	51-135	.377	21-30	.700	98-3.9	84	123-4.9	
Leakley	21	30-94	.319	28-36	.778	30-1.4	16	88-4.2	
Ek	21	21-52	.404	9-15	.600	19-9	13	51-2.4	
Phillips	14	12-23	.522	18-34	.529	39-2.8	13	42-3.0	
Wallace	7	7-10	.700	2-4	.500	10-1.4	8	16-2.3	
Hinton	3	0-0	.000	1-1	1.000	2-7	3	1-3	
Others	—	4-14	.286	3-3	1.000	3-—	3	11-—	
FSU	25	724-1583	.457	387-532	.727	975-39.0	471	1835-73.4	
Opponents	25	686-1561	.439	466-637	.730	1074-42.9	447	1838-73.4	

1964-65

RECORD: 16-10		HOME: 9-1		AWAY: 4-5		NEUTRAL: 3-4			
Player	G	FGM-FGA	Pct.	FTM-FTA	Pct.	Reb.-Avg.	PF	Pts.-Avg.	
Shirley	23	146-300	.486	57-70	.814	168-7.3	72	349-15.2	
Schull	26	120-263	.456	85-128	.663	273-10.5	71	325-12.5	
Malmen	26	132-314	.420	58-69	.841	122-4.7	78	322-12.4	
Lovell	25	88-172	.511	44-67	.657	74-2.9	53	220-8.8	
Gonzalez	25	62-170	.364	75-103	.728	68-2.7	50	199-7.9	
Peacock	26	68-150	.453	42-64	.656	59-2.3	77	178-6.8	
Leakley	25	51-110	.463	25-29	.862	25-1.0	22	127-5.1	
Fairchild	18	13-36	.361	16-22	.727	37-2.1	36	42-2.3	
Phillips	24	13-39	.333	10-21	.476	43-1.8	41	36-1.5	
Murphy	17	2-17	.118	13-20	.650	17-1.0	18	17-1.0	
Rogers	3	1-1	1.000	0-0	.000	0-0.0	0	2-7	
Detmer	1	1-2	.500	0-0	.000	2-5	2	2-2.0	
FSU	26	697-1574	.444	425-593	.716	1058-40.6	520	1819-69.9	
Opponents	26	629-1444	.434	505-704	.717	1001-38.5	490	1763-67.8	

1965-66

RECORD: 15-11		HOME: 13-1		AWAY: 1-8		NEUTRAL: 1-2			
Player	G	FGM-FGA	Pct.	FTM-FTA	Pct.	Reb.-Avg.	PF	Pts.-Avg.	
Schull	25	155-302	.514	164-237	.687	317-12.7	62-3	474-19.0	
Lyttle	25	116-254	.457	88-116	.759	57-2.3	65-4	320-12.8	
Peacock	25	122-257	.475	59-78	.756	131-5.2	74-3	303-12.1	
Stewart	24	77-159	.484	58-82	.716	65-2.7	90-9	212-8.8	
Glenn	23	58-130	.446	16-20	.800	58-2.5	29-0	132-5.5	
Malmen	13	44-104	.423	9-17	.529	48-3.7	32-2	97-7.5	
Phillips	18	29-66	.439	21-40	.525	67-3.7	45-1	79-4.4	
Murphy	25	21-55	.382	23-35	.657	42-1.7	39-2	65-2.6	
Leakey	14	19-56	.339	21-25	.840	14-1.0	12-0	59-4.2	
Biggs	21	20-43	.465	13-18	.722	59-2.8	28-0	53-2.7	
Danford	17	16-43	.372	13-19	.684	54-3.2	24-0	45-2.4	
Doyle	12	11-27	.407	9-17	.529	30-2.5	16-0	31-2.8	
Fairchild	9	6-27	.269	10-15	.714	17-1.9	21-0	22-2.4	
Bloodworth	7	2-12	.167	1-1	1.000	7-1.0	5-0	5-0.7	
FSU	26	696-1,533	.454	507-720	.701	1,109-44.4	553	75.9-75.9	
Opponents	26	647-1,462	.443	483-714	.676	991-39.6	542	71.1-71.1	

1966-67

RECORD: 11-15		HOME: 7-3		AWAY: 4-12		NEUTRAL: 0-0			
Player	G	FGM-FGA	Pct.	FTM-FTA	Pct.	Reb.-Avg.	PF	Pts.-Avg.	
Glenn	25	177-376	.471	36-45	.800	184-7.4	50	390-15.6	
Hogan	26	143-292	.490	85-115	.739	81-3.1	59	372-14.3	
Morrison	26	117-303	.386	62-81	.765	70-2.7	80	296-11.4	
Stewart	26	102-229	.445	73-113	.646	108-4.2	98	277-10.7	
Danford	26	92-182	.505	51-84	.607	197-7.6	103	235-9.0	
Doyle	24	45-91	.495	41-66	.621	83-3.5	59	131-5.5	
Ross	25	23-62	.371	33-44	.750	84-3.4	45	79-3.2	
Murphy	24	15-44	.341	19-30	.633	49-2.0	34	49-2.0	
Summers	7	3-5	.600	0-1	.000	3-0.43	1	6-0.86	
Campbell	3	0-6	.000	0-0	.000	6-2.0	2	0-0.0	
Others	5	4-8	.500	2-2	1.000	7-1.4	4	10-2.0	
FSU	26	721-1596	.452	402-581	.672	1037-39.9	533	1844-71.0	
Opponents	26	725-1634	.444	486-702	.692	1200-50.0	455	1936-74.5	

1967-68

RECORD: 19-8		HOME: 12-1		AWAY: 5-5		NEUTRAL: 2-2			
Player	G	FGM-FGA	Pct.	FTM-FTA	Pct.	Reb.-Avg.	PF	Pts.-Avg.	
Cowens	27	206-383	.538	96-131	.733	456-17.0	103	508-18.8	
Hogan	27	168-348	.483	91-110	.827	60-2.2	64	427-15.8	
Gies	27	128-231	.555	86-108	.796	221-8.2	54	342-12.7	
Stewart	27	103-223	.462	60-82	.732	93-3.4	88	266-9.9	
Danford	27	96-189	.508	48-80	.600	222-8.2	86	240-8.9	
Klay	27	99-220	.450	24-34	.706	98-3.6	44	222-8.2	
Cable	26	62-126	.492	42-50	.840	26-1.0	36	166-6.4	
Depathy	27	53-123	.431	24-40	.600	46-1.7	27	130-4.8	
Ross	23	22-66	.333	34-56	.607	74-3.2	40	78-3.4	
Reynolds	15	13-36	.361	16-26	.615	7-0.5	11	42-2.8	
Doyle	17	5-13	.385	5-5	1.000	24-1.4	7	15-0.9	
Barrow	3	1-2	.500	0-0	.000	0-0	1	2-0.67	
FSU	27	956-1960	.490	526-722	.730	1388-51.4	561	2438-90.3	
Opponents	27	793-1911	.415	532-736	.723	1134-42.0	534	2118-78.4	

1968-69

RECORD: 18-8		HOME: 10-3		AWAY: 6-5		NEUTRAL: 2-0			
Player	G	FGM-FGA	Pct.	FTM-FTA	Pct.	Reb.-Avg.	PF	AT	Pts.-Avg.
Cowens	25	202-384	.526	104-164	.634	437-17.5	76	71	508-20.3
Young	26	157-336	.467	76-102	.745	115-4.5	75	155	390-15.0
Hogan	26	155-335	.463	56-80	.700	55-2.1	64	78	366-14.1
Klay	25	94-198	.475	27-36	.750	93-3.7	50	24	215-8.6
Williams	26	83-191	.435	37-71	.521	249-9.6	76	23	211-8.1
Gies	26	80-129	.620	40-62	.645	128-4.9	55	21	200-7.7
Cable	26	48-114	.421	29-40	.725	15-0.6	17	20	125-4.8
Burt	23	46-124	.371	18-37	.486	81-3.5	44	18	110-4.8
Bush	19	41-88	.466	13-21	.619	39-2.0	20	17	97-5.1
Reynolds	13	11-36	.306	2-4	.500	12-0.9	4	7	24-1.8
Macomber	12	5-12	.417	2-5	.400	11-0.9	6	0	12-1.0
Macklin	7	3-15	.200	4-8	.500	7-1.0	3	2	10-1.4
Kimrey	4	0-3	.000	3-4	.750	1-0.3	0	0	3-0.8
FSU	26	925-1965	.471	412-633	.651	1336-51.4	494	436	2260-86.9
Opponents	26	774-1708	.453	498-688	.724	1039-40.0	467	308	2056-79.1

1969-70

RECORD: 23-3		HOME: 12-0		AWAY: 9-3		NEUTRAL: 2-0			
Player	G	FGM-FGA	Pct.	FTM-FTA	Pct.	Reb.-Avg.	PF	AT	Pts.-Avg.
Cowens	26	174-355	.490	115-169	.676	447-17.2	86	79	463-17.8
Williams	26	185-291	.636	69-113	.611	285-11.0	85	19	439-17.0
Young	26	151-340	.444	59-80	.738	92-3.5	79	127	361-13.9
Macklin	26	116-249	.466	51-57	.895	63-2.4	75	84	283-10.9
Elizy	26	98-209	.471	65-86	.747	135-5.2	43	24	261-10.0
Harris	26	70-181	.387	46-54	.852	122-4.7	39	31	186-7.2
Cable	24	39-84	.464	35-49	.714	26-1.1	28	12	113-4.7
Garrett	18	36-79	.456	29-37	.784	59-3.3	26	5	101-5.6
Gies	25	37-68	.544	27-36	.750	83-3.3	30	12	101-4



YEAR-BY-YEAR ALL-TIME STATS

1970-71

RECORD: 17-9		HOME: 12-2		AWAY: 4-5		NEUTRAL: 1-2			
Player	G	FGM-FGA	Pct.	FTM-FTA	Pct.	Reb.-Avg.	PF	AT	Pts.-Avg.
King	26	262-521	.503	65-91	.714	130-5.0	54	51	589-22.7
Royals	26	191-384	.497	89-122	.730	390-15.0	90	36	471-18.1
Ellzy	26	142-268	.534	77-126	.611	208-8.0	57	42	361-13.9
Garrett	26	130-269	.483	68-104	.654	213-8.2	69	36	328-12.5
Petty	26	75-172	.436	47-60	.783	64-2.5	65	227	197-7.6
Harris	26	60-140	.429	14-25	.560	99-3.8	25	28	134-5.2
Young	22	53-141	.376	7-13	.538	35-1.6	50	38	113-5.1
Gay	20	29-60	.483	11-18	.611	55-2.8	21	13	69-3.5
Samuel	15	21-62	.339	15-18	.833	14-0.9	12	15	57-3.8
Burt	13	16-38	.421	2-4	.500	24-1.8	8	7	34-2.6
Macomber	13	8-22	.364	5-10	.500	27-2.1	11	6	21-1.6
Nemergut	1	1-3	.333	0-1	.000	1-1.0	0	0	2-2.0
Glover	1	2-2	1.000	0-0	.000	0-0.0	0	0	4-4.0
FSU	26	990-2082	.476	400-592	.675	1388-53.4	462	499	2380-91.5
Opponents	26	842-1943	.433	401-612	.655	1208-46.5	534	389	2085-80.2

1971-72

RECORD: 27-6		HOME: 11-1		AWAY: 6-4		NEUTRAL: 10-1			
Player	G	FGM-FGA	Pct.	FTM-FTA	Pct.	Reb.-Avg.	PF	AT	Pts.-Avg.
King	32	239-558	.428	95-126	.754	192-6.0	58	69	573-17.9
Royals	32	196-415	.472	109-159	.686	351-11.0	101	85	501-15.7
Garrett	32	169-352	.480	80-109	.734	253-7.9	76	57	418-13.0
McCray	32	166-300	.554	52-89	.584	263-8.2	106	32	384-12.0
Harris	32	104-232	.448	50-74	.676	161-5.0	56	52	258-8.1
Samuel	30	71-152	.467	55-74	.743	50-1.6	30	120	197-6.2
Petty	31	66-149	.443	72-101	.713	63-2.0	68	173	204-6.4
Cole	32	68-150	.453	35-47	.745	59-1.8	42	41	171-5.3
Gay	22	28-52	.538	10-16	.625	42-1.3	22	3	66-2.1
Amick	11	3-10	.300	3-3	1.000	5-0.5	5	1	9-0.8
Calkin	3	0-0	.000	0-1	.000	1-0.3	0	1	0-0.0
Fryer	2	0-1	.000	0-1	.000	1-0.5	0	0	0-0.0
Wright	2	0-1	.000	0-0	.000	2-1.0	0	0	0-0.0
FSU	33	1110-2372	.468	561-800	.701	1608-50.3	564	634	2781-86.9
Opponents	33	904-2153	.420	478-722	.662	1386-43.3	597	470	2286-71.4

1972-73

RECORD: 18-8		HOME: 11-1		AWAY: 2-3		NEUTRAL: 5-4			
Player	G	FGM-FGA	Pct.	FTM-FTA	Pct.	Reb.-Avg.	PF	AT	Pts.-Avg.
Royals	26	193-382	.510	44-68	.647	265-10.2	75	81	430-16.5
McCray	26	170-293	.580	41-71	.577	242-9.3	77	9	381-14.7
Cole	26	138-283	.488	28-40	.700	75-2.9	67	77	304-11.7
Clyde	19	111-216	.514	25-37	.676	131-6.9	50	37	247-13.0
Petty	25	86-209	.411	32-50	.640	55-2.2	69	202	204-8.2
Johnson	26	86-172	.500	27-47	.574	155-6.0	32	23	199-7.7
Gay	22	45-104	.433	14-30	.467	83-3.8	3	26	101-4.6
Grady	21	38-58	.655	23-42	.548	73-3.5	17	7	99-4.7
King	6	41-91	.451	8-13	.615	17-3.3	10	8	90-15.0
Burke	22	27-63	.429	5-6	.833	17-0.8	14	39	59-2.7
Stitt	2	2-7	.286	0-0	.000	2-1.0	0	0	4-2.0
Brownyard	5	1-5	.200	0-0	.000	0-0.0	2	0	2-0.4
Perkins	3	0-2	.000	0-0	.000	1-0.3	0	1	0-0.0
FSU	26	938-1886	.498	244-401	.608	1250-48.0	452	513	2120-81.6
Opponents	26	779-1817	.429	302-427	.707	1022-39.3	443	367	1860-71.5

1973-74

RECORD: 18-8		HOME: 10-0		AWAY: 2-5		NEUTRAL: 6-3			
Player	G	FGM-FGA	Pct.	FTM-FTA	Pct.	Reb.-Avg.	PF	AT	Pts.-Avg.
Warren	26	179-395	.453	82-103	.796	161-6.2	78	68	440-16.9
Cole	26	158-365	.433	34-47	.723	80-3.1	61	96	350-13.5
McCray	26	156-303	.514	34-63	.540	254-9.8	89	14	346-13.3
Grady	26	115-209	.551	45-65	.692	250-9.6	51	24	275-10.6
Smalls	26	105-244	.430	23-30	.767	54-2.1	48	43	233-9.0
Perkins	26	98-203	.482	34-51	.667	207-8.0	62	20	230-8.8
Harris	26	65-128	.508	48-59	.814	50-1.9	68	69	178-6.8
Byrd	26	58-132	.439	27-37	.730	39-1.5	35	91	143-5.5
Aldridge	14	13-31	.419	13-16	.813	18-1.4	4	5	39-2.8
Chassee	14	16-26	.615	3-12	.250	24-1.7	10	3	35-2.5
Burke	6	6-12	.500	0-0	.000	4-0.7	0	2	12-2.0
Harrison	4	2-3	.667	2-5	.400	5-0.8	1	1	6-1.5
Brownyard	4	0-1	.000	2-3	.667	0-0.0	2	1	2-0.5
Abraham	4	0-3	.000	0-0	.000	2-0.5	0	0	0-0.0
Stitt	1	0-0	.000	0-0	.000	0	0	0	0-0.0
FSU	26	971-2055	.472	347-491	.707	1230-47.3	509	436	2289-88.0
Opponents	26	856-1903	.444	333-487	.684	1100-42.3	544	342	2045-78.8

1974-75

RECORD: 18-8		HOME: 15-1		AWAY: 3-7		NEUTRAL: 0-0			
Player	G	FGM-FGA	Pct.	FTM-FTA	Pct.	Reb.-Avg.	PF	AT	Pts.-Avg.
Warren	25	172-363	.474	56-72	.778	139-5.6	82	60	400-16.0
Grady	26	154-265	.581	37-65	.569	267-10.3	72	23	345-13.3
Smalls	26	141-314	.449	33-43	.767	68-2.6	61	110	315-12.1
Perkins	26	126-255	.494	49-79	.620	191-7.3	70	42	301-11.6
Davis	26	104-185	.562	27-41	.659	147-5.7	53	34	235-9.0
Harris	26	91-179	.508	41-61	.672	80-3.1	77	73	223-8.6
Mann	25	58-117	.496	16-25	.640	59-2.4	53	17	132-5.3
Byrd	26	52-108	.481	23-41	.561	15-0.6	30	60	127-4.9
Chassee	19	17-31	.548	8-18	.444	38-2.0	12	6	42-2.2
Stitt	12	12-26	.462	0-1	.000	2-0.2	2	0	24-2.0
Gilbert	6	2-2	1.000	3-7	.429	1-0.2	0	0	7-1.2
Harrison	4	2-5	.400	0-2	.000	6-1.5	2	0	4-1.0
Brodie	4	1-8	.125	1-1	1.000	6-1.5	3	0	3-0.8
FSU	26	932-1858	.502	294-456	.645	1099-42.3	571	425	2158-83.0
Opponents	26	766-1732	.442	330-474	.696	1019-39.2	521	335	1862-71.6

1975-76

RECORD: 21-6		HOME: 13-0		AWAY: 6-3		NEUTRAL: 2-3			
Player	G	FGM-FGA	Pct.	FTM-FTA	Pct.	Reb.-Avg.	PF	AT	Pts.-Avg.
Thompson	27	166-356	.466	58-78	.744	203-7.5	65	52	390-14.4
Davis	27	143-224	.638	45-71	.634	167-6.2	80	65	331-12.3
Warren	27	122-311	.392	24-37	.649	102-3.8	58	52	268-9.9
Grady	27	94-176	.534	32-48	.667	203-7.5	66	25	220-8.1
Harris	27	86-174	.494	44-58	.759	70-2.6	71	53	216-8.0
Allen	26	89-169	.527	37-50	.740	79-3.0	63	28	215-8.3
Byrd	26	84-167	.503	40-55	.727	35-1.3	41	91	208-8.0
Smalls	25	82-160	.513	20-31	.645	22-0.9	39	45	184-7.4
Perkins	27	69-166	.416	34-58	.586	126-4.7	59	24	172-6.4
Smith	20	21-39	.538	16-21	.762	51-2.6	41	24	58-2.9
Kundid	6	0-7	.000	0-0	.000	3-0.5	2	0	0-0.0
FSU	27	956-1949	.491	350-507	.690	1168-43.3	585	459	2264-83.9
Opponents	27	751-1668	.450	360-540	.667	980-36.3	538	361	1862-68.9

1976-77

RECORD: 16-11		HOME: 8-2		AWAY: 4-5		NEUTRAL: 4-4			
Player	G	FGM-FGA	Pct.	FTM-FTA	Pct.	Reb.-Avg.	PF	AT	Pts.-Avg.
Thompson	27	230-495	.464	40-69	.579	205-7.5	83	29	500-18.5
Davis	27	176-310	.567	50-92	.543	212-7.8	100	39	402-14.8
Byrd	27	147-285	.515	96-116	.827	41-1.5	55	159	390-14.4
Smalls	27	129-289	.446	26-31	.838	86-3.1	71	75	284-10.5
Smith	27	76-173	.439	32-50	.640	141-5.2	96	58	184-6.8
Anderson	27	65-105	.619	31-52	.596	141-5.2	56	23	161-5.9
Dillard	25	53-110	.481	40-61	.655	29-1.1	53	35	146-5.8
Brown	18	38-50	.760	18-28	.642	48-2.7	22	1	94-5.2
Jackson	19	8-24	.333	12-22	.545	13-0.6	13	21	28-1.4
Kuhl	12	5-11	.454	4-4	1.000	19-1.5	13	3	14-1.1
Kundid	1	0-0	.000	1-2	.500	0-0.0	0	1	1-1.0
Vetica	7	3-7	.428	0-4	.000	2-0.2	1	1	6-0.8
Others	5	15-29	.517	11-16	.687	20-4.0	17	2	41-8.2
FSU	27	945-1888	.500	361-547	.659	1058-39.2	580	447	2251-83.3
Opponents	27	839-1735	.482	405-563	.719	1190-38.1	559	381	2083-77.1



Reggie Royals and Lawrence McCray were the top two leading scorers on Florida State's NCAA National Finalist team in 1972.



YEAR-BY-YEAR ALL-TIME STATS

1977-78

RECORD: 23-6		HOME: 10-1	AWAY: 7-2	NEUTRAL: 6-3								
Player	G	Min.	FGM-FGA	Pct.	FTM-FTA	Pct.	Reb.-Avg.	PF-DQ	AT	BL	ST	Pts.-Avg.
Davis	28	941	217-376	.577	112-178	.629	208-7.4	73-2	36	14	34	546-19.5
Thompson	29	850	175-362	.483	49-69	.710	211-7.2	83-1	28	13	52	399-13.7
Dillard	29	661	153-282	.542	92-119	.773	74-2.5	92-3	64	8	31	398-13.7
Harris	28	724	153-314	.487	33-51	.647	85-3.0	73-3	56	2	40	339-12.1
Anderson	29	905	93-167	.556	49-60	.816	193-6.6	72-1	36	11	26	235-8.1
Brown	28	402	61-98	.622	46-65	.707	111-3.9	49-1	4	14	5	168-6.0
Jackson	29	864	68-193	.352	36-64	.562	79-2.7	58-0	166	1	73	172-5.9
Mann	27	281	49-117	.418	10-41	.243	55-2.1	50-1	4	2	7	108-4.0
Smith	23	113	14-21	.666	4-9	.444	26-1.1	12-0	9	0	2	32-1.4
Cox	2	6	0-5	.000	2-2	1.000	3-3.1	3-0	0	0	0	2-1.0
Kuhl	8	24	0-5	.000	5-11	.454	13-1.6	6-0	0	2	0	5-0.6
Parks	9	23	1-6	.166	3-7	.428	9-1.0	1-0	3	0	4	5-0.6
Bozeman	10	28	2-8	.250	1-4	.250	7-0.7	3-0	0	0	2	5-0.5
Others—	3		0-3	.000	2-3	.666	5—	1-0	0	0	0	2—
FSU	29	5825	986-1957	.503	444-683	.650	1161-40.0	576-12	408	67	276	2416-83.3
Opponents	29	5825	861-1875	.459	368-532	.691	1045-36.0	621-23	282	75	191	2090-72.0

1978-79

RECORD: 19-10		HOME: 9-1	AWAY: 7-7	NEUTRAL: 3-2								
Player	G	Min.	FGM-FGA	Pct.	FTM-FTA	Pct.	Reb.-Avg.	PF-DQ	AT	BL	ST	Pts.-Avg.
Brown	29	1010	237-343	.691	155-218	.711	242-8.3	92-4	20	25	22	629-21.7
Anderson	24	775	105-179	.587	66-81	.815	175-7.3	70-1	29	10	17	276-11.5
Chatman	29	764	122-270	.452	51-80	.638	127-4.4	69-1	29	13	42	295-10.2
Jackson	29	1039	106-281	.377	43-83	.518	72-2.5	88-4	158	0	58	255-8.8
Bozeman	29	616	94-207	.454	36-55	.655	89-3.1	97-7	19	5	23	224-7.7
Parks	29	736	80-160	.500	48-60	.800	42-1.5	80-3	97	3	32	208-7.2
Mann	29	518	72-161	.447	23-42	.548	96-3.3	71-2	10	2	16	167-5.8
Tookes	25	244	31-68	.456	11-19	.579	67-2.7	40-0	6	3	5	73-2.9
Kuhl	11	62	15-19	.789	2-2	1.000	10-0.9	12-0	3	0	2	32-2.9
Cox	7	21	4-7	.571	7-9	.778	2-0.3	11-1	2	0	2	15-2.1
Collinsworth	6	24	3-7	.429	5-7	.714	8-1.3	2-0	1	0	0	11-1.8
Dillard	2	66	13-26	.500	14-16	.875	8-4.0	5-0	5	0	4	40-20.0
FSU	29	5875	882-1728	.510	461-672	.686	1022-35.2	637-23	379	61	223	2225-76.7
Opponents	29	5875	829-1656	.501	476-674	.706	889-30.7	626-35	316	84	193	2134-73.6

1979-80

RECORD: 22-9		HOME: 10-3	AWAY: 7-5	NEUTRAL: 5-1								
Player	G	Min.	FGM-FGA	Pct.	FTM-FTA	Pct.	Reb.-Avg.	PF-DQ	AT	BL	ST	Pts.-Avg.
Dillard	31	1090	239-458	.521	151-197	.766	130-4.1	93-2	72	13	53	635-20.4
Brown	31	1097	230-356	.646	119-172	.691	238-7.6	85-1	19	16	13	578-18.6
Rolle	31	999	197-322	.611	82-142	.577	245-7.9	98-4	25	42	15	476-15.3
Arnold	23	432	68-167	.407	64-89	.719	31-1.3	50-0	41	2	17	200-8.6
Parks	31	857	93-188	.494	56-77	.727	69-2.2	75-2	83	4	28	243-7.8
Jackson	31	1146	74-173	.427	26-45	.577	76-2.4	87-3	213	8	65	174-5.6
Tookes	31	430	53-112	.473	22-29	.758	118-3.8	44-0	11	3	9	128-4.1
Collinsworth	9	39	3-9	.333	4-4	1.000	8-0.9	10-0	1	2	1	10-1.1
Cox	12	54	3-10	.300	5-11	.454	7-0.5	7-0	4	0	1	11-0.9
Young	4	11	1-3	.333	1-5	.200	1-0.2	2-0	0	0	0	3-0.7
Haynes	5	13	1-4	.250	1-2	.500	1-0.2	3-0	0	0	0	13-0.6
FSU	31	6170	964-1811	.532	529-772	.685	1021-32.9	556-13	471	90	204	2461-79.3
Opponents	31	6170	968-1942	.498	383-559	.685	1018-32.8	669-31	405	99	234	2319-74.8

1980-81

RECORD: 17-11		HOME: 8-2	AWAY: 5-6	NEUTRAL: 4-3								
Player	G	Min.-Avg.	FGM-FGA	Pct.	FTM-FTA	Pct.	Reb.-Avg.	PF-DQ	AT	BL	ST	Pts.-Avg.
Dillard	28	985-35.2	182-372	.489	151-190	.794	98-3.5	100-6	91	11	52	515-18.3
Rolle	28	900-32.1	168-297	.565	111-195	.569	257-9.1	100-3	10	47	15	447-15.9
Bozeman	28	727-26.0	122-235	.519	44-75	.586	108-3.8	94-5	25	3	21	288-10.2
Anderson	27	906-33.6	108-182	.593	59-78	.756	206-7.6	71-4	31	18	32	275-10.1
Parks	28	834-29.8	70-167	.419	49-69	.710	65-2.3	82-4	91	6	30	189-6.7
Arnold	26	438-16.8	53-137	.386	52-67	.776	45-1.7	56-0	23	2	14	158-6.0
Tookes	12	120-10.0	16-50	.320	16-17	.941	25-2.1	9-0	0	1	2	48-4.0
Gilmore	28	510-18.2	33-74	.445	26-48	.541	65-2.3	43-0	7	8	9	92-3.2
Groomes	18	107-5.9	11-27	.407	14-22	.636	35-1.9	23-0	0	0	8	36-2.0
Collinsworth	11	48-4.4	6-13	.461	0-1	.000	11-1.0	15-0	3	1	1	12-1.1
Young	15	106-7.1	3-18	.167	3-4	.750	3-0.2	8-0	5	0	6	9-0.6
Dillard	6	13-2.2	0-3	.000	0-0	.000	0-0.0	1-0	1	1	0	0-0.0
Kuhl	2	3-1.5	0-2	.000	0-0	.000	1-0.5	0-0	0	0	0	0-0.0
Matchett	2	3-1.5	0-1	.000	0-0	.000	0-0.0	1-0	0	0	0	0-0.0
FSU	28	5700	772-1578	.489	525-766	.685	1028-36.7	603-22	287	98	190	2069-73.8
Opponents	28	5700	770-1675	.459	457-654	.698	956-34.1	661-43	323	72	208	1993-71.1



YEAR-BY-YEAR ALL-TIME STATS

1981-82

RECORD: 11-17		HOME: 5-8		AWAY: 3-7		NEUTRAL: 3-2						
Player	G	Min.	FGM-FGA	Pct.	FTM-FTA	Pct.	Reb.-Avg.	PF-DQ	AT	BL	ST	Pts.-Avg.
Wiggins	22	808	223-388	.574	77-102	.754	213-9.7	61-1	40	4	37	523-23.8
William	28	938	167-365	.457	33-40	.825	61-2.2	76-5	111	3	66	367-13.1
Gilmore	28	790	125-236	.529	53-90	.589	138-4.9	95-5	15	20	16	303-10.8
Johnson	28	831	98-210	.466	88-118	.745	132-4.7	92-5	74	6	18	284-10.1
Speights	28	770	98-200	.490	28-58	.482	133-4.7	68-1	12	5	16	224-8.0
Myrick	28	630	71-159	.440	43-70	.614	85-3.0	67-5	43	5	30	185-6.6
Phillip	21	243	25-55	.454	18-28	.642	45-2.1	45-3	2	0	8	68-3.2
Miles	22	269	16-39	.410	8-11	.727	34-1.5	27-0	5	2	2	40-1.8
Watson	26	245	12-41	.285	11-13	.846	16-0.6	18-0	20	0	10	35-1.3
Wilkes	12	45	5-14	.357	4-7	.571	3-0.2	6-0	4	0	6	14-1.2
Coleman	3	4	1-1	1.000	0-0	.000	1-0.3	1-0	0	0	0	2-0.6
Crawford	5	7	0-3	.000	1-2	.500	3-0.6	0-0	0	0	0	1-0.2
FSU	28	5650	850-1740	.488	368-548	.671	967-34.5	570	328	45	210	2068-73.8
Opponents	28	5650	851-1662	.512	418-623	.670	936-33.4	540	407	84	191	2120-75.7

1982-83

RECORD: 14-14		HOME: 8-5		AWAY: 4-7		NEUTRAL: 2-2						
Player	G-GS	Min.	FGM-FGA	Pct.	FTM-FTA	Pct.	Reb.-Avg.	PF-DQ	AT	BL	ST	Pts.-Avg.
Wiggins	24-24	873	216-410	.527	112-147	.762	196-8.2	82-5	39			544-22.7
Martello	22-22	664	122-244	.500	63-82	.768	120-5.4	68-5	35			307-13.9
William	28-27	970	158-340	.465	50-70	.714	48-1.7	62-1	156			366-13.1
Johnson	28-15	746	93-173	.538	53-82	.646	122-4.4	78-2	25			239-8.5
Arnold	27-16	551	72-140	.514	57-74	.770	70-2.6	59-3	25			201-7.4
Myrick	28-7	495	56-119	.471	36-53	.679	76-2.7	56-4	24			148-5.3
Speights	22-6	292	23-69	.333	35-51	.686	55-2.5	33-1	5			81-3.7
Miles	26-7	420	24-60	.400	19-24	.792	61-2.3	56-3	14			67-2.6
Phillip	27-10	296	25-63	.397	18-32	.563	59-2.2	67-2	7			68-2.6
Watson	22-1	176	8-29	.276	11-12	.916	12-0.5	17-0	17			27-1.2
Wilkes	10-0	16	2-7	.286	0-1	.000	4-0.4	7-0	2			4-0.4
FSU	28	5675	826-1716	.481	470-653	.719	958-34.2	602	353			2122-75.8
Opponents	28	5675	845-1665	.507	473-656	.721	954-34.1	597	374			2163-77.3

1983-84

RECORD: 20-11		HOME: 13-3		AWAY: 5-7		NEUTRAL: 2-1							
Player	G-GS	Min.-Avg.	FGM-FGA	Pct.	FTM-FTA	Pct.	Reb.-Avg.	PF-DQ	AT	TO	BL	ST	Pts.-Avg.
Gipson	31-31	1086-35.0	260-497	.523	106-173	.613	208-6.7	74-0	19	47	55	21	626-20.2
Martello	31-31	956-30.8	180-322	.559	67-86	.779	172-5.5	82-2	63	53	6	32	427-13.8
Shaffer	31-31	1025-33.1	132-230	.574	44-61	.721	106-3.4	83-4	146	104	9	70	308-9.9
Allen	30-29	879-29.3	109-211	.517	37-73	.507	148-4.9	99-6	6	35	23	25	255-8.5
William	28-27	996-35.6	103-201	.512	30-44	.682	60-2.1	78-3	215	131	2	62	236-8.4
Arnold	31-1	415-13.4	55-102	.539	85-101	.842	76-2.5	37-0	25	27	2	17	195-6.3
Myrick	30-1	333-11.1	43-91	.473	20-30	.667	69-2.3	44-0	23	30	5	17	106-3.5
Speights	21-0	180-8.6	21-40	.525	11-18	.611	48-2.3	25-0	9	21	0	2	53-2.5
Miles	17-0	125-7.3	12-22	.545	8-18	.444	25-1.5	22-0	4	5	0	1	32-1.9
Farrar	25-4	185-7.4	15-38	.395	10-12	.833	12-0.5	19-1	16	18	0	12	40-1.6
Johnson	12-0	48-4.0	4-12	.333	6-10	.600	7-0.6	4-0	1	5	3	1	14-1.2
Watson	4-0	18-4.5	2-3	.667	1-2	.500	2-0.5	1-0	7	2	0	1	5-1.1
FSU	31	6250	936-1769	.529	426-630	.676	999-32.2	569	534	477	105	261	2298-74.1
Opponents	31	6250	867-1837	.472	395-602	.656	1025-33.1	587	440	487	59	208	2129-68.7

1984-85

RECORD: 14-16		HOME: 9-5		AWAY: 2-9		NEUTRAL: 3-2							
Player	G-GS	Min.-Avg.	FGM-FGA	Pct.	FTM-FTA	Pct.	Reb.-Avg.	PF-DQ	AT	TO	BL	ST	Pts.-Avg.
Gipson	30-30	1040-35.0	236-489	.483	96-150	.640	234-7.8	87-2	32	58	47	21	568-18.9
Allen	28-27	901-32.2	187-352	.531	62-101	.614	190-6.8	83-4	14	43	28	37	436-15.6
Farrar	30-30	1005-33.5	138-271	.509	40-55	.727	86-2.9	92-6	110	78	8	42	316-10.5
Shaffer	28-24	849-30.3	121-267	.453	49-74	.662	96-3.4	88-4	171	84	6	81	292-10.4
Myrick	30-29	976-32.5	116-237	.489	70-101	.693	186-6.2	88-5	75	69	16	46	302-10.1
Fitchett	29-5	661-22.8	74-121	.612	51-74	.689	109-3.8	58-2	24	21	16	19	198-6.8
Speights	19-0	198-10.4	28-52	.538	30-45	.667	68-3.6	20-0	12	24	2	6	86-4.5
Carter	14-0	53-3.8	10-23	.435	4-6	.667	13-0.9	12-0	2	3	1	2	24-1.7
Mabry	23-0	123-5.3	9-25	.360	8-15	.538	6-0.3	21-1	25	23	0	6	26-1.1
Martin	11-0	40-3.6	2-6	.333	3-3	1.000	7-0.6	5-0	0	2	0	0	7-0.6
FSU	30	6025	935-1877	.498	432-646	.669	1101-36.7	564	484	416	124	266	2302-76.7
Opponents	30	6025	860-1854	.464	434-633	.686	1075-35.8	600	374	438	71	186	2154-71.8



YEAR-BY-YEAR ALL-TIME STATS

1985-86

RECORD: 12-17		HOME: 11-4		AWAY: 0-12		NEUTRAL: 1-1									
Player	G-GS	Min.-Avg.	FGM-FGA	Pct.	FTM-FTA	Pct.	Reb.-Avg.	PF-DQ	AT	TO	BL	ST	Pts.-Avg.		
Barber	29-26	933-32.2	204-402	.507	78-102	.765	69-2.4	60-1	146	138	4	52	486-16.8		
Allen	27-26	849-31.4	152-330	.461	67-112	.598	163-6.2	88-6	18	47	30	32	371-13.7		
Davis	25-24	784-31.4	129-237	.544	42-52	.808	110-4.4	58-1	97	63	3	32	300-12.0		
Fitchett	29-29	865-29.8	126-205	.615	43-61	.705	130-4.5	62-1	31	54	24	30	295-10.2		
Choice	24-9	571-23.8	88-182	.484	63-79	.797	103-4.5	62-1	7	38	14	8	239-10.0		
Shaffer	23-18	603-26.2	68-144	.472	41-58	.707	98-4.3	78-5	85	58	9	30	177-7.7		
Hunter	28-9	461-16.5	88-158	.557	14-32	.438	130-4.6	57-1	9	22	6	12	190-6.8		
McCloud	27-1	283-10.5	42-87	.483	31-49	.633	49-1.8	35-0	26	44	2	13	115-4.4		
Karasek	11-2	117-10.6	11-30	.367	7-10	.700	20-1.9	18-1	5	8	1	2	29-2.6		
Mabry	14-0	56-4.1	7-15	.467	16-18	.889	6-0.4	7-0	8	6	0	3	30-2.2		
Mateer	23-1	223-9.7	20-43	.465	6-11	.545	46-2.0	34-0	29	31	0	11	46-2.0		
Carter	13-0	45-3.5	10-22	.454	4-6	.667	24-1.9	8-0	0	9	3	2	24-1.9		
Larson	4-0	10-2.5	0-3	.000	2-3	.667	2-0.5	1-0	0	1	1	1	2-0.5		
FSU	29	5800	945-1858	.509	414-593	.698	980-33.8	568-17	461	519	97	228	2304-79.4		
Opponents	29	5800	950-1899	.500	457-632	.723	1088-37.5	559-17	457	508	72	187	2357-81.3		

1986-87

RECORD: 19-11		HOME: 14-2		AWAY: 3-8		NEUTRAL: 2-1									
Player	G-GS	Min.-Avg.	FGM-FGA	Pct.	3PM-3PA	Pct.	FTM-FTA	Pct.	Reb.-Avg.	PF-DQ	AT	TO	BL	ST	Pts.-Avg.
Barber	30-29	1033-34.4	191-400	.478	72-161	.447	122-152	.803	69-2.3	77-2	144	102	4	38	576-19.2
Davis	30-28	957-31.9	150-311	.482	80-175	.457	54-71	.761	123-4.1	65-3	91	66	3	37	434-14.5
Allen	30-29	954-31.9	144-312	.462	0-2	.000	88-127	.693	235-7.8	98-3	28	35	22	22	376-12.6
Fitchett	30-24	835-27.8	135-236	.572	10-25	.400	59-72	.819	158-5.4	68-4	32	45	26	17	339-11.3
Choice	30-19	653-21.8	102-189	.540	0-2	.000	32-49	.653	126-4.2	76-0	6	44	22	16	236-7.9
McCloud	30-4	590-19.7	87-197	.442	14-47	.298	42-68	.618	126-4.2	57-0	43	53	2	4	230-7.7
Karasek	27-10	474-17.6	65-132	.492	0-0	.000	29-50	.580	104-3.9	76-2	7	45	1	5	159-5.9
Hunter	29-4	354-12.2	63-128	.492	0-0	.000	16-37	.432	111-3.8	49-0	4	21	8	10	142-4.9
Mateer	20-0	171-8.6	3-20	.150	2-14	.143	4-9	.444	11-0.6	14-0	25	21	0	8	12-0.6
Carter	7-0	20-2.9	2-10	.200	0-1	.000	2-2	1.000	5-0.7	7-0	0	2	0	1	6-0.9
MacPhee	5-0	9-1.8	0-5	.000	0-1	.000	0-1	.000	1-0.2	2-0	1	2	0	1	0-0.0
FSU	30	6050	942-1940	.486	178-428	.416	448-638	.702	1161-38.7	589-14	381	436	88	159	2510-83.7
Opponents	30	6050	899-2026	.444	118-295	.400	435-632	.688	1153-38.4	598-24	330	426	93	153	2351-78.4

1987-88

RECORD: 19-11		HOME: 13-2		AWAY: 3-6		NEUTRAL: 3-3									
Player	G-GS	Min.-Avg.	FGM-FGA	Pct.	3PM-3PA	Pct.	FTM-FTA	Pct.	Reb.-Avg.	PF-DQ	AT	TO	BL	ST	Pts.-Avg.
McCloud	30-30	902-30.1	193-403	.479	72-159	.453	88-112	.786	111-3.7	69-3	105	85	6	34	546-18.2
Dawson	30-29	904-30.1	212-393	.539	1-5	.200	111-153	.725	228-7.6	94-4	25	65	8	20	536-17.9
Mayes	30-29	780-26.0	142-299	.475	46-100	.460	66-90	.733	83-2.8	89-4	62	61	2	45	396-13.2
Hunter	30-30	868-28.9	122-207	.589	0-0	.000	37-71	.521	269-9.0	88-3	25	37	19	34	281-9.4
Polite	30-1	505-16.8	69-117	.590	0-0	.000	50-70	.714	115-3.8	47-0	7	27	4	10	188-6.3
Johnson	29-11	484-16.7	60-103	.582	9-23	.391	41-46	.891	48-1.6	29-0	48	24	0	14	170-5.9
Fitchett	30-17	493-16.4	53-115	.461	16-33	.485	23-29	.793	88-2.9	40-0	19	28	20	16	145-4.8
Mitchell	30-0	326-10.9	37-86	.430	0-0	.000	34-60	.567	22-0.7	41-1	37	33	0	16	108-3.6
Boyd	28-0	248-8.9	24-57	.421	9-23	.391	18-26	.692	19-0.7	21-0	40	28	1	10	75-2.7
White	30-0	324-10.8	20-47	.425	0-3	.000	16-44	.364	53-1.8	37-0	28	35	8	13	56-1.9
Barnes	9-0	33-4.0	5-11	.454	1-6	.167	1-3	.333	4-0.4	3-0	3	2	0	1	12-1.3
Fedor	16-0	89-6.2	6-19	.316	0-0	.000	3-11	.273	19-1.2	13-0	2	5	1	1	15-0.9
FSU	30	6025	943-1857	.508	154-352	.437	488-715	.682	1147-38.2	571-15	401	430	69	214	2528-84.3
Opponents	30	6025	865-1861	.465	138-401	.344	422-595	.709	957-31.9	627-19	365	450	94	193	2285-76.2

1988-89

RECORD: 22-8		HOME: 13-2		AWAY: 8-3		NEUTRAL: 1-3									
Player	G-GS	Min.-Avg.	FGM-FGA	Pct.	3PM-3PA	Pct.	FTM-FTA	Pct.	Reb.-Avg.	PF-DQ	AT	TO	BL	ST	Pts.-Avg.
McCloud	30-28	1067-36	207-462	.448	115-262	.439	154-176	.875	109-3.6	70-1	125	97	6	53	683-22.8
Dawson	30-30	1036-35	243-460	.528	25-83	.301	118-160	.738	206-6.9	96-4	20	79	5	32	629-21.0
Mayes	23-19	645-28	126-229	.550	24-76	.316	29-39	.744	53-2.3	59-2	62	47	2	35	305-13.3
Thomas	30-23	774-26	110-213	.516	0-1	.000	76-104	.731	192-6.4	92-3	22	49	18	23	296-9.9
Hunter	30-30	835-28	122-214	.570	0-1	.000	28-45	.622	249-8.3	76-0	28	25	20	38	272-9.1
Mitchell	28-15	679-24	84-166	.506	1-2	.500	78-120	.650	72-2.6	66-3	82	51	4	34	247-8.8
Boyd	25-4	397-16	41-95	.432	8-25	.320	37-50	.740	55-2.2	39-0	29	23	4	19	127-5.1
Polite	6-0	76-13	10-20	.500	0-0	.000	6-17	.353	23-3.8	5-0	2	3	1	1	26-4.3
Wells	9-0	27-3	9-14	.643	0-1	.000	2-3	.667	14-1.6	6-0	1	1	0	0	20-2.2
Johnson	27-0	158-6	13-38	.342	6-19	.316	16-19	.842	17-0.6	10-0	10	11	2	3	48-1.8
White	28-0	217-8	18-25	.720	1-1	1.000	9-26	.346	41-1.5	29-0	20	17	8	11	46-1.6
Hands	12-0	2-1	110-5	12-34	.353	1-3	.333	5-7	.714	9-0.4	7-0	8	12	2	30-1.4
Barnes	9-0	18-2	4-8	.500	0-0	.000	2-4	.500	4-0.4	0-0	1	3	0	0	10-1.1
Miles	6-0	11-2	0-2	.000	0-0	.000	0-0	.000	1-0.2	2-0	1	1	1	0	0-0.0
FSU	30	6050	999-1980	.505	181-474	.382	560-770	.727	1116-37.2	557-13	411	419	71	251	2739-91.3
Opponents	30	6050	957-1989	.481	141-385	.366	367-541	.678	1096-36.5	672-22	408	502	72	188	2422-80.7



YEAR-BY-YEAR ALL-TIME STATS

1989-90

RECORD: 16-15		HOME: 9-4		AWAY: 6-6		NEUTRAL: 1-5									
Player	G-GS	Min.-Avg.	FGM-FGA	Pct.	3PM-3PA	Pct.	FTM-FTA	Pct.	Reb.-Avg.	PF-DQ	AT	TO	BL	ST	Pts.-Avg.
Mayes	24-23	874-36	198-414	.478	58-161	.360	105-126	.833	81-3.4	76-4	93	94	2	52	559-23.3
Thomas	31-30	1073-35	207-430	.481	0-4	.000	105-151	.695	236-7.6	109-4	30	82	31	39	519-16.7
Polite	31-31	967-31	156-268	.582	4-11	.364	117-173	.676	262-8.5	81-3	29	75	4	40	433-14.0
Graham	31-20	775-25	126-269	.468	11-30	.367	51-69	.739	110-3.5	69-2	37	61	8	26	314-10.1
Boyd	31-24	882-28	71-199	.357	21-66	.318	35-53	.660	121-3.9	71-0	73	71	7	34	198-6.4
Copeland	28-6	486-17	22-73	.301	12-33	.364	47-62	.758	34-1.2	34-0	48	35	0	29	103-3.7
Dobard	29-0	349-12	38-68	.559	0-0	.000	12-23	.522	82-2.8	37-1	6	21	36	2	88-3.0
Miller	18-0	109-6	17-32	.531	8-15	.533	6-11	.545	9-0.5	5-0	8	4	0	6	48-2.7
Hands	31-4	307-10	23-66	.348	1-10	.100	12-17	.706	30-1.0	22-0	20	32	0	13	59-1.9
Wells	13-0	57-4	7-15	.467	0-2	.000	2-4	.500	4-0.3	4-0	0	4	0	1	16-1.2
White	26-16	397-15	14-36	.389	0-3	.000	3-9	.333	66-2.5	48-0	41	30	8	12	31-1.2
Miles	4-0	7-2	1-2	.500	1-1	1.000	0-1	.000	4-1.0	1-0	0	1	0	0	3-0.8
Barnes	8-1	42-5	2-14	.143	1-7	.143	0-1	.000	1-0.1	2-0	4	3	0	2	5-0.6
FSU	31	6325	882-1886	.468	117-343	.341	495-700	.707	1123-36.2	559-14	389	513	96	256	2376-76.6
Opponents	31	6325	909-1903	.478	122-363	.336	401-570	.704	1048-33.8	620-25	486	481	100	206	2341-75.5

1990-91

RECORD: 21-11		HOME: 12-2		AWAY: 4-8		NEUTRAL: 5-1										
Player	G-GS	Min.-Avg.	FGM-FGA	Pct.	3PM-3PA	Pct.	FTM-FTA	Pct.	Off.-Def.	Tot.-Avg.	PF-DQ	AT	TO	BL	ST	Pts.-Avg.
Edwards	32-32	1046-33	200-385	.519	12-36	.333	112-158	.709	94-133	227-7.1	97-0	61	83	36	32	524-16.4
Polite	32-31	930-29	144-305	.472	7-21	.333	124-190	.653	114-159	273-8.5	67-2	31	75	2	35	419-13.1
Boyd	32-31	855-28	129-330	.391	55-178	.309	66-93	.710	26-67	93-2.9	90-2	69	68	4	36	379-11.8
Graham	32-6	685-21	131-306	.428	36-104	.346	52-73	.712	41-45	86-2.7	73-1	30	43	7	25	350-10.9
Dobard	29-27	709-24	110-193	.570	0-0	.000	27-50	.540	64-86	150-5.2	80-5	26	49	47	24	247-8.5
Ward	30-21	715-24	81-178	.455	15-48	.313	62-87	.713	23-66	89-3.0	53-1	103	60	8	71	239-8.0
Hands	13-0	70-5	14-31	.452	2-6	.333	7-13	.538	7-6	13-1.0	4-0	6	9	1	3	37-2.8
Myers	32-8	462-14	23-51	.451	3-10	.300	36-44	.818	15-29	44-1.4	33-1	58	39	1	20	85-2.7
White	29-0	286-10	31-64	.484	8-19	.421	4-20	.200	18-35	53-1.8	27-0	28	25	7	9	74-2.6
Copeland	13-1	94-7	7-22	.318	3-12	.250	14-19	.737	1-6	7-0.5	13-0	9	12	0	7	31-2.4
Salters	25-0	159-6	23-49	.469	0-1	.000	11-19	.579	17-22	39-1.6	24-1	8	10	5	6	57-2.3
Reid	32-2	302-9	22-64	.344	0-1	.000	17-28	.607	26-62	88-2.8	56-0	5	16	34	5	61-1.9
Nichols	6-0	26-4	3-7	.429	1-2	.500	4-9	.444	1-6	7-1.2	2-0	1	0	0	0	11-1.8
Miller	14-1	56-4	6-16	.375	5-9	.556	6-6	1.000	6-3	9-0.6	3-0	5	3	0	2	23-1.6
FSU	32	6424	924-2001	.462	147-446	.330	542-809	.670	453-725	1261-39.4	622	440	492	152	275	2537-79.3
Opponents	32	6425	883-1995	.443	171-476	.359	492-703	.700	413-642	1161-36.3	652	441	503	93	231	2429-75.9

1991-92

RECORD: 22-10		HOME: 10-3		AWAY: 7-3		NEUTRAL: 5-4										
Player	G-GS	Min.-Avg.	FGM-FGA	Pct.	3PM-3PA	Pct.	FTM-FTA	Pct.	Off.-Def.	Tot.-Avg.	PF-DQ	AT	TO	BL	ST	Pts.-Avg.
Cassell	31-31	1046-34	206-454	.454	58-164	.354	100-142	.704	40-101	141-4.5	108-5	119	92	8	56	570-18.4
Edwards	30-30	1076-36	197-385	.512	12-53	.226	106-142	.747	106-165	271-9.0	95-2	80	90	41	48	512-17.1
Graham	30-24	765-26	143-324	.441	36-108	.333	69-85	.812	42-63	105-3.5	75-1	19	46	1	28	391-13.0
Sura	31-12	872-28	124-269	.461	38-98	.388	94-150	.627	39-68	107-3.5	67-0	76	72	5	41	380-12.3
Dobard	29-26	841-29	138-221	.624	0-2	.000	43-72	.597	82-113	195-6.7	73-2	35	57	46	24	319-11.0
Ward	28-22	841-30	72-145	.497	22-48	.458	35-66	.530	19-71	90-3.2	67-2	122	74	6	75	201-7.2
Reid	30-9	494-16	38-85	.447	0-0	.000	20-46	.435	43-81	124-4.1	84-4	8	33	32	9	96-3.2
Wells	19-1	146-8	20-36	.556	2-8	.250	11-18	.611	11-23	34-1.8	6-0	2	7	6	3	53-2.8
Miller	11-0	48-4	6-17	.353	2-8	.250	3-5	.600	2-4	6-0.5	3-0	1	2	0	3	17-1.5
Donald	21-0	133-6	10-28	.357	0-2	.000	5-6	.833	9-9	18-0.9	17-0	7	8	0	3	25-1.2
Gruhl	6-0	10-2	0-5	.000	0-0	.000	1-2	.500	3-1	4-0.7	0-0	0	1	0	0	1-0.2
Porter	2-0	2-2	0-1	.000	0-0	.000	0-0	.000	0-0	0-0.0	0-0	0	0	0	0	0-0.0
Team							74-2.4			10						
FSU	32	6275	954-1970	.484	170-491	.346	487-734	.664	396-699	1194-38.5	595	469	482	145	290	2565-82.7
Opponents	32	6275	859-1927	.446	213-558	.382	469-677	.693	371-649	1145-36.9	590	447	518	99	223	2400-77.4

1992-93

RECORD: 25-10		HOME: 13-2		AWAY: 7-4		NEUTRAL: 5-4										
Player	G-GS	Min.-Avg.	FGM-FGA	Pct.	3PM-3PA	Pct.	FTM-FTA	Pct.	Off.-Def.	Tot.-Avg.	PF-DQ	AT	TO	BL	ST	Pts.-Avg.
Sura	34-34	1213-35.7	241-533	.452	73-220	.332	120-188	.638	81-128	209-6.1	87-2	92	129	7	54	675-19.9
Edwards	31-31	1085-35.0	224-424	.528	6-25	.240	114-158	.722	130-160	290-9.4	102-5	91	84	44	43	568-18.3
Cassell	35-35	1298-37.1	234-466	.502	50-131	.382	123-162	.759	47-105	152-4.3	110-7	170	98	10	97	641-18.3
Dobard	35-35	1105-31.6	170-297	.572	0-1	.000	64-98	.653	76-138	214-6.1	101-3	47	72	111	37	404-11.5
Ward	17-14	557-32.8	49-106	.462	16-50	.320	18-27	.667	9-36	45-2.6	32-0	93	36	5	48	132-7.8
Carroll	30-4	459-15.3	57-143	.399	26-79	.329	23-33	.697	25-52	77-2.6	70-1	22	45	21	12	157-4.6
Wells	34-10	548-16.1	66-131	.504	7-28	.250	18-34	.529	42-81	123-3.6	38-0	4	18	3	1	114-3.5
Robinson	33-1	307-9.3	47-82	.573	0-0	.000	20-35	.571	27-38	65-2.0	18-1	2	4	2	2	17-3.4
Reid	5-5	101-20.2	7-14	.500	0-0	.000	3-6	.500	10-11	21-4.2	22-0	20	22	1	15	96-3.3
Hands	29-6	304-10.5	37-81	.457	8-23	.348	14-29	.483	7-19	26-0.9	2-0	0	1	0	0	9-1.8
FSU	35	7125	1145-2315	.495	187-564	.332	543-807	.673	460-784	1376-39.3	606	584	554	210	322	3020-86.3
Opponents	35	7125	1170-2392	.450	220-587	.375	414-631	.656	551-790	1341-38.3	669	563	581	102	257	2788-79.7



YEAR-BY-YEAR ALL-TIME STATS

1993-94

RECORD: 13-14		HOME: 10-4		AWAY: 2-9		NEUTRAL: 1-1											
Player	G-GS	Min.-Avg.	FGM-FGA	Pct.	3PM-3PA	Pct.	FTM-FTA	Pct.	Off-Def.	Tot.-Avg.	PF-DQ	AT	TO	BL	ST	Pts.-Avg.	
Sura	27-26	932-34.5	202-431	.469	52-164	.317	117-179	.654	79-134	213-7.9	67-2	121	112	19	65	573-21.2	
Graham	24-17	658-27.4	103-247	.417	32-89	.360	44-58	.759	34-50	84-3.5	54-2	28	45	1	20	282-11.8	
Carroll	4-4	92-23.0	18-38	.474	9-22	.409	0-3	.000	1-11	12-3.0	3-0	4	5	1	7	45-11.3	
Collins	27-16	729-27.0	110-270	.407	39-120	.325	39-57	.684	46-58	104-3.9	58-1	62	62	7	37	298-11.0	
Ward	16-16	574-35.9	61-167	.365	21-83	.253	25-40	.625	23-39	62-3.9	36-2	78	42	2	44	168-10.5	
Robinson	26-22	678-26.1	79-156	.506	0-0	.000	35-63	.556	49-106	155-6.0	57-2	11	46	5	9	193-7.4	
Reid	27-19	643-23.8	73-156	.468	0-2	.000	41-73	.562	82-85	167-6.2	101-10	13	37	54	13	187-6.9	
Luchman	27-8	495-18.3	59-114	.518	0-0	.000	38-53	.717	42-67	109-4.0	79-4	14	35	12	12	156-5.8	
Cooper	7-1	90-12.9	12-30	.400	1-6	.167	4-9	.444	5-6	11-1.6	12-0	8	9	1	6	29-4.1	
Shepherd	24-2	199-8.3	21-56	.375	11-29	.379	18-21	.857	6-19	25-1.0	17-0	19	17	1	10	71-3.0	
Kerner	18-2	178-9.9	16-29	.552	0-0	.000	13-21	.619	6-24	30-1.7	19-0	6	9	5	2	45-2.5	
Bryant	9-1	82-9.1	2-8	.250	1-3	.333	15-17	.882	1-2	3-0.3	7-0	7	8	0	5	20-2.2	
Nasworthy	2-0	4-2.0	2-2	1.000	0-0	.000	0-0	.000	1-0	1-0.5	0-0	0	1	0	0	4-2.0	
Grabuloff	8-0	42-5.3	2-8	.250	0-2	.000	3-4	.750	3-5	8-1.0	4-0	6	3	2	1	7-0.9	
Azama	2-0	7-3.5	0-1	.000	0-0	.000	0-0	.000	0-0	0-0.0	0-0	0	0	0	0	0-0.0	
FSU	27	5403	765-1713	.444	166-520	.319	392-598	.656	378-606	1076-39.9	514	377	431	110	231	2078-77.0	
Opponents	27	5403	766-1643	.435	169-468	.361	423-637	.664	382-632	1014-37.6	501	433	442	111	203	2020-74.8	

1994-95

RECORD: 12-15		HOME: 10-5		AWAY: 2-8		NEUTRAL: 0-2											
Player	G-GS	Min.-Avg.	FGM-FGA	Pct.	3PM-3PA	Pct.	FTM-FTA	Pct.	Off-Def.	Tot.-Avg.	PF-DQ	AT	TO	BL	ST	Pts.-Avg.	
Sura	27-26	981-36.3	164-393	.417	51-158	.323	123-179	.687	55-130	185-6.9	76-3	146	92	5	49	502-18.6	
Collins	27-27	902-33.4	181-354	.511	72-164	.439	53-76	.697	59-57	116-4.3	73-3	48	74	7	37	487-18.0	
Louis	27-27	825-30.6	120-267	.449	1-4	.250	54-76	.711	100-110	210-7.8	79-4	18	60	74	14	295-10.9	
Carroll	26-3	518-19.9	72-172	.419	42-112	.375	17-21	.810	18-52	70-2.7	38-0	20	43	1	5	203-7.8	
Greer	26-24	676-26.0	55-136	.404	24-66	.364	12-16	.750	13-63	76-2.9	30-0	78	45	2	34	146-5.6	
Reid	27-12	425-15.7	46-85	.541	0-0	.000	19-31	.613	44-63	107-4.0	75-5	6	45	39	6	111-4.1	
Curry	24-0	362-15.1	28-90	.311	14-49	.286	16-29	.552	32-36	68-2.8	37-0	27	25	5	12	86-3.6	
Luchman	25-8	362-14.5	35-81	.432	0-0	.000	18-36	.500	33-46	79-3.2	57-1	12	17	15	17	88-3.5	
Sheperd	15-3	165-11.0	18-44	.409	7-24	.292	8-10	.800	8-13	21-1.4	18-0	20	14	0	5	51-3.4	
Wooden	23-5	205-8.9	25-47	.532	0-4	.000	6-10	.600	15-27	42-1.8	31-0	10	17	19	6	56-2.4	
Brower	2-0	27-13.5	1-6	.167	0-5	.000	0-0	.000	0-3	3-1.5	1-0	1	5	0	1	2-1.0	
Mulligan	4-0	7-1.8	0-4	.000	0-2	.000	0-2	.000	0-0	0-0.0	0-0	0	1	0	0	0-0.0	
FSU	27	5455	745-1679	.444	211-588	.359	326-486	.671	377-600	1036-38.4	515	386	440	167	186	2027-75.1	
Opponents	27	5455	714-1630	.438	166-438	.379	419-588	.713	376-589	965-35.7	468	355	379	68	202	2013-74.6	

1995-96

RECORD: 13-14		HOME: 9-6		AWAY: 2-7		NEUTRAL: 2-1											
Player	G-GS	Min.-Avg.	FGM-FGA	Pct.	3PM-3PA	Pct.	FTM-FTA	Pct.	Off-Def.	Tot.-Avg.	PF-DQ	AT	TO	BL	ST	Pts.-Avg.	
Collins	27-27	966-35.8	172-412	.417	69-199	.347	81-120	.675	47-74	121-4.5	75-1	86	68	9	62	494-18.3	
Jackson	24-15	630-26.3	90-180	.500	4-14	.286	43-68	.632	53-73	126-5.3	50-0	13	35	30	14	227-9.5	
Greer	27-25	815-30.2	91-203	.448	18-62	.290	53-83	.639	18-75	93-3.4	30-0	131	65	3	31	253-9.4	
Louis	23-17	637-27.7	84-198	.424	0-0	.000	47-75	.627	64-86	150-6.5	57-4	12	38	43	16	215-9.3	
Luchman	27-21	638-23.6	97-155	.626	0-0	.000	55-80	.688	75-97	172-6.4	102-10	21	42	26	35	249-9.2	
Brower	26-9	394-15.2	61-140	.436	27-71	.380	24-34	.706	15-29	44-1.7	33-1	31	28	0	15	173-6.7	
Curry	27-18	595-22.0	56-162	.346	24-71	.338	38-58	.655	40-50	90-3.3	59-4	35	27	4	32	174-6.4	
Shepherd	26-1	370-14.2	41-117	.350	27-75	.360	41-58	.707	20-24	44-1.7	29-0	49	28	0	19	150-5.8	
McClendon	9-0	112-12.4	9-28	.321	2-6	.333	7-15	.467	6-13	19-2.1	6-0	3	5	0	5	27-3.0	
Sparks	20-1	163-8.2	19-40	.475	3-7	.429	11-19	.579	11-26	37-1.9	37-1	7	18	3	3	52-2.6	
Wooden	13-1	86-6.6	7-11	.636	1-1	1.000	3-8	.375	9-13	22-1.7	22-1	7	7	4	4	18-1.4	
Mulligan	3-0	5-1.7	0-4	.000	0-0	.000	1-2	.500	1-0	1-0.3	0-0	1	0	0	0	1-0.3	
Nasworthy	1-0	0-0.0	0-0	.000	0-0	.000	0-0	.000	0-0	0-0.0	0-0	0	0	0	0	0-0.0	
FSU	27	5411	727-1650	.441	175-506	.346	404-620	.652	359-560	1002-32.2	508	396	361	122	236	2033-75.3	
Opponents	27	5411	687-1554	.442	190-529	.359	409-604	.677	365-631	996-35.7	549	361	426	82	195	1973-73.1	

1996-97

RECORD: 20-12		HOME: 13-3		AWAY: 5-7		NEUTRAL: 2-2											
Player	G-GS	Min.-Avg.	FGM-FGA	Pct.	3PM-3PA	Pct.	FTM-FTA	Pct.	Off-Def.	Tot.-Avg.	PF-DQ	AT	TO	BL	ST	Pts.-Avg.	
Collins	31-31	1081-34.9	182-397	.458	75-203	.369	75-112	.670	51-107	158-5.1	85-0	87	65	14	55	514-16.6	
Jackson	31-26	879-28.4	135-303	.446	7-18	.389	65-109	.596	80-114	194-6.3	79-1	18	52	46	23	342-11.0	
Louis	25-14	677-27.1	109-219	.498	0-0	.000	57-88	.648	66-104	170-6.8	71-2	9	42	30	18	275-11.0	
Thompson	32-29	960-30.0	103-257	.401	31-88	.352	43-67	.642	27-81	108-3.4	86-4	184	98	10	71	280-8.8	
Greer	32-20	870-27.2	91-213	.427	38-105	.362	49-80	.613	41-83	124-3.9	52-2	71	42	9	39	269-8.4	
Luchman	32-25	729-22.8	97-188	.516	0-0	.000	65-89	.730	77-115	192-6.0	99-5	15	24	19	27	259-8.1	
Brower	29-3	445-15.3	65-144	.451	28-84	.333	24-36	.667	10-26	36-1.2	42-0	27	35	1	13	182-6.3	
Hale	32-10	417-13.9	47-110	.427	9-38	.237	27-40	.675	26-43	69-2.3	35-0	14	25	10	9	130-4.3	
Deas	31-3	329-10.6	28-76	.368	6-20	.300	15-27	.556	7-36	43-1.4	38-1	66	48	1	24	77-2.5	
Sparks	5-0	33-6.60	6-11	.545	0-1	.000	0-2	.000	1-4	5-1.0	7-0	1	4	0	1	12-2.4	
Mulligan	9-0	27-3.0	3-9	.333	1-1	1.000	1-6	.167	0-3	3-0.3	7-0	0	4	2	0	8-0.9	
Polley	1-0	3-3.0	0-1	.000	0-0	.000	0-0	.000	0-0	0-0.0	0-0	0	0	0	0	0-0.0	
FSU	32	6450	866-1928	.449	195-558	.349	421-656	.642	386-716	1206-37.7	601	492	439	142	280	2348-73.4	
Opponents	32	6450	758-1896	.400	172-538	.320	448-687	.652	475-715	1190-37.2	567	360	485	118	200	2136-66.8	



YEAR-BY-YEAR ALL-TIME STATS

1997-98

RECORD: 18-14		HOME: 9-5		AWAY: 6-6		NEUTRAL: 3-3											
Player	G-GS	Min.-Avg.	FGM-FGA	Pct.	3PM-3PA	Pct.	FTM-FTA	Pct.	Off-Def.	Tot.-Avg.	PF-DQ	AT	TO	BL	ST	Pts.-Avg.	
Jackson	31-28	867-28.0	153-314	.487	3-19	.158	85-118	.720	61-111	172-5.5	79-5	34	80	37	26	394-12.7	
Baker	31-28	873-28.2	120-240	.500	33-98	.337	99-124	.798	45-88	133-4.3	108-3	64	78	7	59	372-12.0	
Greer	32-32	988-30.9	127-321	.396	43-147	.293	57-76	.750	52-93	145-4.5	61-1	81	64	6	32	354-11.1	
Louis	32-31	882-27.6	134-241	.556	0-0	.000	74-132	.561	70-155	225-7.0	80-3	28	40	50	18	342-10.7	
Thompson	32-32	1072-33.5	104-283	.367	19-80	.238	55-76	.724	15-110	125-3.9	91-2	172	124	9	60	282-8.8	
Hale	32-4	569-17.8	70-147	.476	20-61	.328	27-44	.614	46-81	127-4.0	75-1	35	40	16	15	187-5.8	
Shabazz	32-4	517-16.2	61-110	.555	0-0	.000	42-90	.467	57-63	120-3.8	55-0	9	43	37	13	164-5.1	
Brower	6-0	50-8.3	7-15	.467	3-8	.375	3-4	.750	0-6	6-1.0	2-0	2	3	0	0	20-3.3	
Mulligan	16-1	107-6.7	13-25	.520	0-0	.000	11-17	.647	11-4	15-0.9	10-0	4	11	0	0	37-2.3	
Deas	21-0	158-7.5	15-40	.375	4-13	.308	9-12	.750	1-17	18-0.9	21-0	22	31	1	12	43-2.0	
Simmons	24-0	177-7.4	17-47	.362	0-3	.000	11-19	.579	17-14	31-1.3	31-0	2	10	2	1	45-1.9	
Thompson	17-0	82-4.8	8-27	.296	1-1	1.000	7-12	.583	5-10	15-0.9	12-0	1	5	0	1	24-1.1	
Chlebek	17-0	66-3.9	5-15	.333	3-8	.375	6-7	.857	1-6	7-0.4	4-0	6	9	0	0	19-0.5	
Sheffield	3-0	5-1.7	1-2	.500	0-0	.000	0-0	.000	0-0	0-0.0	0-0	0	0	0	0	2-0.7	
Pierre	5-0	6-1.2	1-1	1.000	0-0	.000	0-0	.000	0-3	3-0.6	2-0	1	1	0	0	2-0.4	
Thomas	2-0	6-3.0	0-2	.000	0-0	.000	0-0	.000	0-1	1-0.5	0-0	0	0	0	0	0-0.0	
FSU	32	6425	836-1830	.457	129-438	.295	486-731	.665	381-762	1240-38.8	631	461	543	165	237	2287-71.5	
Opponents	32	6425	766-1881	.401	179-569	.315	507-731	.694	406-674	1080-33.8	632	373	464	115	296	2218-69.3	

1998-99

RECORD: 13-17		HOME: 7-7		AWAY: 3-8		NEUTRAL: 3-2											
Player	G-GS	Min.-Avg.	FGM-FGA	Pct.	3PM-3PA	Pct.	FTM-FTA	Pct.	Off-Def.	Tot.-Avg.	PF-DQ	AT	TO	BL	ST	Pts.-Avg.	
Hale	30-30	914-30.5	167-351	.476	39-119	.328	108-135	.800	59-109	168-5.6	92-6	41	57	27	34	481-16.0	
Baker	30-27	953-31.8	151-345	.438	43-139	.309	90-122	.738	44-88	132-4.4	95-9	84	82	6	80	435-14.5	
Anderson	23-10	678-29.5	115-190	.605	2-10	.200	41-61	.672	47-70	117-5.1	63-3	22	29	8	32	273-11.9	
Crawford	30-4	854-28.5	108-288	.375	64-161	.398	38-66	.576	18-65	83-2.8	58-1	85	66	3	16	318-10.6	
Shabazz	5-5	155-31.0	14-36	.389	0-0	.000	18-38	.474	16-24	40-8.0	15-0	1	14	15	2	46-9.2	
Arrington	30-29	920-30.7	87-206	.422	16-61	.262	52-74	.703	10-75	85-2.8	67-2	181	129	2	64	242-8.1	
Simmons	30-20	739-24.6	71-150	.473	1-1	1.000	33-69	.478	56-63	119-4.0	82-5	13	29	10	15	176-5.9	
Thompson	25-0	147-5.9	16-40	.400	0-3	.000	9-16	.563	13-16	29-1.2	21-0	1	6	1	5	41-1.6	
Mathis	20-0	69-3.5	9-30	.300	8-18	.444	5-9	.556	3-7	10-0.5	16-0	4	4	0	0	31-1.6	
Mott	30-23	499-16.6	15-45	.333	0-0	.000	11-21	.524	39-43	82-2.7	76-3	6	27	11	14	41-1.4	
Dixon	21-0	95-4.5	9-21	.429	2-6	.333	1-3	.333	11-12	23-1.1	5-0	1	10	3	1	21-1.0	
Daniels	3-0	7-2.3	0-3	.000	0-0	.000	2-2	1.000	1-1	2-0.7	1-0	0	0	0	0	2-0.7	
Chlebek	17-0	45-2.6	3-10	.300	3-5	.600	0-3	.000	1-1	2-0.1	5-0	8	6	0	1	9-0.5	
Morris4-0	8-2-0	0-4	.000	0-1	.000	2-2	1.000	0-0	0-0-0	0-0	0	0	0	0	0	2-0.5	
Hull	3-0	3-1.0	0-2	.000	0-1	.000	0-0	.000	0-0	0-0.0	0-0	0	0	0	0	0-0.0	
Pierre	6-1	12-2.0	0-0	.000	0-0	.000	0-0	.000	0-1	1-0.2	2-0	0	3	0	0	0-0.0	
Skwara	2-0	2-1.0	0-0	.000	0-0	.000	0-0	.000	0-0	0-0.0	1-0	0	0	0	0	0-0.0	
Team										74-2.5	10						
FSU	30	6100	765-1721	.445	178-525	.339	410-621	.660	318-575	967-32.2	599-29	447	472	86	264	2118-70.6	
Opponents	30	6100	766-1663	.461	199-554	.359	469-705	.665	393-678	1071-35.7	566-31	429	523	121	241	2200-73.3	

1999-00

RECORD: 12-17		HOME: 8-6		AWAY: 3-9		NEUTRAL: 1-2											
Player	G-GS	Min.-Avg.	FGM-FGA	Pct.	3PM-3PA	Pct.	FTM-FTA	Pct.	Off-Def.	Tot.-Avg.	PF-DQ	AT	TO	BL	ST	Pts.-Avg.	
Hale	28-25	864-30.9	139-348	.399	43-121	.355	117-155	.755	38-96	134-4.8	58-1	33	68	24	22	438-15.6	
Anderson	27-21	821-30.4	152-299	.508	52-121	.430	54-81	.667	57-62	119-4.4	47-0	35	43	15	31	410-15.2	
Arrington	29-29	938-32.3	95-258	.368	29-76	.382	39-55	.709	11-112	123-4.2	47-1	182	123	3	44	258-8.9	
Simmons	28-27	685-24.5	83-176	.472	8-22	.364	36-49	.735	53-84	137-4.9	60-0	16	33	16	20	210-7.5	
Crawford	15-5	284-18.9	29-91	.319	13-48	.271	8-13	.615	3-18	21-1.4	17-0	13	25	1	3	79-5.3	
Dixon	29-9	534-18.4	40-99	.404	12-34	.353	45-59	.763	41-55	96-3.3	51-1	27	30	2	12	137-4.7	
Mathis	22-0	131-6.0	21-59	.356	9-36	.250	10-20	.500	8-13	21-1.0	17-0	7	15	1	3	67-3.0	
Tucker	29-0	310-10.7	23-62	.371	0-0	.000	16-37	.432	18-37	55-1.9	41-0	2	24	5	7	62-2.1	
Anderson	29-17	504-17.4	22-58	.379	0-0	.000	18-27	.667	31-68	99-3.4	29-1	7	11	43	2	62-2.1	
Mott	29-12	383-13.2	17-44	.386	0-0	.000	22-38	.579	37-51	88-3.0	62-1	8	21	7	6	56-1.9	
Dixon	28-0	178-6.4	20-47	.426	0-0	.000	10-24	.417	19-41	60-2.1	39-0	0	21	3	1	50-1.8	
Chlebek	26-0	163-6.3	14-48	.292	9-32	.281	5-6	.833	3-17	20-0.8	15-0	21	28	0	2	42-1.6	
Hull	2-0	3-1.5	1-2	.500	0-0	.000	0-0	.000	0-0	0-0.0	0-0	0	0	0	0	2-1.0	
Osborne	3-0	2-0.7	0-0	.000	0-0	.000	1-2	.500	0-1	1-3	0-0	1	0	0	0	1-3	
Team									101-3.5	18	7						
FSU	29	5800	656-1591	.412	175-490	.357	387-566	.684	319-655	1075-37.1	483	352	499	120	153	1874-64.6	
Opponents	29	5800	750-1758	.427	194-535	.363	342-536	.638	395-648	1043-36.0	509	404	341	128	238	2036-70.2	

2000-01

RECORD: 9-21		HOME: 5-11		AWAY: 3-7		NEUTRAL: 1-3											
Player	G-GS	Min.-Avg.	FGM-FGA	Pct.	3PM-3PA	Pct.	FTM-FTA	Pct.	Off-Def.	Tot.-Avg.	PF-DQ	AT	TO	BL	ST	Pts.-Avg.	
Arrington	30-30	981-32.7	117-270	.433	33-102	.324	77-106	.726	18-105	123-4.1	51-1	143	115	0	56	344-11.5	
Cummings	29-1	672-23.2	101-223	.453	3-14	.214	106-144	.736	36-61	97-3.3	55-1	51	49	5	22	311-10.7	
Crawford	30-29	781-26.0	107-279	.384	58-166	.349	39-56	.696	20-51	71-2.4	58-1	44	49	1	17	311-10.4	
Joiner	30-30	900-30.0	109-254	.429	14-48	.292	47-63	.746	63-116	179-6.0	75-2	43	44	26	32	279-9.3	
Dixon	30-30	852-28.4	91-198	.460	29-78	.359	50-75	.667	61-112	173-5.8	92-3	43	51	11	22	260-8.7	
Mathews	28-9	600-21.4	81-174	.466	0-0	.000	42-67	.627	29-58	87-3.1	95-7	4	21	44	12	204-7.3	
Dixon	29-21	426-14.7	76-157	.484	0-0	.000	43-94	.457	67-77	144-5.0	83-2	2	50	0	7	195-6.7	
Wilson	30-0	390-13.0	39-116	.336	10-46	.217	42-52	.808	22-30	52-1.7	33-0	15	25	1	9	130-4.3	
Anderson	30-0	266-8.9	14-37	.378	0-0	.000	4-11	.364	16-21	37-1.2	34-1	2	11	12	2	32-1.1	
Haywood	9-0	43-4.8	2-5	.400	0-0	.000	1-2	.500	0-5	5-0.6	4-0	5	4	2	2	5-0.6	
Lowery	2-0	208-7.7	5-23	.217	2-9	.222	2-3	.667	6-15	21-0.8	18-0	37	22	0	4	14-0.5	
Murray	5-0	5-1.0	0-1	.000	0-0	.000	0-2	.000	1-1	2-0.4	1-0	0	1	1	0	0-0.0	
Moran	2-0	1-0.5	0-2	.000	0-1	.000	0-0	.000	0-0	0-0.0	0-0	0	0	0	1	0-0.0	
Team									57-4.9	106-3.5	1						
FSU	30	6125	742-1739	.427	148-464	.319	453-675	.671	396-7								



YEAR-BY-YEAR ALL-TIME STATS

2001-02

RECORD: 12-17		HOME: 10-6		AWAY: 1-10		NEUTRAL: 1-1																	
Player	G-GS	Min.-Avg.	FGM-FGA	Pct.	3PM-3PA	Pct.	FTM-FTA	Pct.	Off-Def.	Tot-Avg.	PF-DQ	AT	TO	BL	ST	Pts.-Avg.							
Cummings	28-28	832-29.7	159-301	.528	13-36	.361	103-135	.763	46-60	106-3.8	63-0	48	51	6	27	434-15.5							
Arrington	29-29	973-33.6	114-280	.407	42-114	.368	59-80	.738	24-88	112-3.9	52-3	182	110	1	61	329-11.3							
Dixon	29-29	767-26.4	95-215	.442	41-125	.328	29-42	.690	46-77	123-3.2	69-1	24	38	3	26	260-9.0							
Dixon	28-22	492-17.6	89-180	.494	0-0	.000	50-101	.495	94-86	180-6.4	73-2	5	65	4	8	228-8.1							
Joiner	28-23	728-12.6	81-203	.399	31-77	.403	24-35	.686	57-74	131-4.7	58-1	39	56	5	25	217-7.8							
Richardson	28-0	494-11.5	70-211	.332	24-81	.296	38-59	.644	30-71	101-3.6	33-0	27	34	15	21	202-7.2							
Harvey	28-3	352-12.5	46-84	.548	0-0	.000	26-49	.531	37-49	86-3.1	47-0	4	19	26	11	118-4.2							
Bracy	22-1	254-11.3	32-95	.337	14-51	.275	11-16	.688	8-14	22-1.0	24-0	16	25	0	5	89-4.0							
Mathews	29-5	362-1.7	41-84	.488	0-0	.000	24-45	.533	19-48	67-2.3	66-1	4	23	34	6	106-3.7							
Waleskowski	29-3	327-10.6	29-94	.309	2-11	.182	25-31	.806	31-39	70-2.4	35-0	10	25	7	17	85-2.9							
McPherson	3-0	5-1.7	1-2	.500	1-1	1.000	2-2	1.000	0-0	0-0.0	1-0	0	0	0	1	5-1.7							
Lowery	5-0	53-10.6	1-6	.167	1-5	.200	0-0	.000	0-4	4-0.8	4-0	8	6	0	3	3-0.6							
Anderson	11-1	21-1.9	1-3	.333	0-0	.000	1-2	.500	2-5	7-0.6	0-0	0	1	0	0	3-0.3							
Haywood	25-0	136-5.4	0-3	.000	0-0	.000	3-5	.600	0-10	10-0.4	19-0	13	15	0	10	3-0.1							
Krieg	8-1	15-1.9	0-1	.000	0-0	.000	0-0	.000	1-4	5-0.6	1-0	1	3	1	0	0-0.0							
Wilson	1-0	7-7.0	0-2	.000	0-1	.000	0-0	.000	0-1	1-1.0	0-0	1	1	0	0	0-0.0							
Moran	4-0	7-1.8	0-1	.000	0-1	.000	0-0	.000	0-0	0-0.0	0-0	0	0	0	1	0-0.0							
Team									55-46	101-3.5	1-0	4											
FSU	29	5,825	759-1,765	.430	169-503	.336	395-602	.656	450-676	1,126-38.8	537-8	382	476	102	222	2,082-71.8							
Opponents	29	5,825	753-1,709	.441	223-612	.364	417-589	.708	361-655	1,016-35.0	573	429	426	122	247	2,146-74.0							

2002-03

RECORD: 14-15		HOME: 11-5		AWAY: 1-8		NEUTRAL: 2-2																	
Player	G-GS	Min.-Avg.	FGM-FGA	Pct.	3PM-3PA	Pct.	FTM-FTA	Pct.	Off-Def.	Tot-Avg.	PF-DQ	AT	TO	BL	ST	Pts.-Avg.							
Pickett	29-29	959-33.1	167-437	.382	84-259	.324	77-89	.865	31-134	165-5.7	86-4	61	62	10	82	495-17.1							
Richardson	29-24	841-29.0	134-285	.470	11-37	.297	82-104	.788	59-94	153-5.3	67-1	44	58	33	34	361-12.4							
Joiner	29-22	773-26.7	99-204	.485	25-65	.385	23-50	.460	35-84	119-4.1	75-3	54	64	11	40	256-8.5							
Harvey	29-26	533-18.4	95-161	.590	0-0	.000	53-92	.576	59-88	147-5.1	69-0	13	35	34	33	243-8.4							
Wilson	5-5	136-27.2	13-44	.295	4-24	.167	9-12	.750	6-12	18-3.6	5-0	6	7	2	3	39-7.8							
Galloway	29-1	690-23.8	67-158	.424	23-58	.397	43-67	.642	7-54	61-2.1	71-3	97	70	2	26	200-6.9							
Johnson	29-29	894-30.8	42-132	.318	30-84	.357	24-35	.686	10-71	81-2.8	45-0	84	48	0	26	138-4.8							
Waleskowski	29-9	495-17.1	53-128	.414	4-14	.286	10-13	.769	37-50	87-3.0	56-1	28	41	12	12	120-4.1							
Mathews	29-0	279-9.6	30-60	.500	0-0	.000	19-30	.633	11-23	34-1.2	47-0	6	24	22	4	79-2.7							
Callier	19-0	111-5.8	11-35	.314	5-12	.417	6-12	.500	8-18	26-1.4	15-0	3	13	2	5	33-1.7							
Haywood	14-0	39-2.8	6-7	.857	0-0	.000	3-13	.231	2-2	4-0.3	5-0	4	3	0	2	15-1.1							
Moran	9-0	23-2.6	0-6	.000	0-4	.000	3-4	.750	1-1	2-0.2	5-0	3	1	2	3	3-0.3							
Wightman	8-0	11-1.4	1-4	.250	0-2	.000	0-0	.000	1-1	2-0.3	2-0	1	2	0	2	2-0.3							
Gordon	1-0	1-1.0	0-0	.000	0-0	.000	0-0	.000	0-0	0-0.0	0-0	0	0	0	0	0-0.0							
Fells	8-0	15-1.9	0-1	.000	0-0	.000	0-5	.000	2-1	2-0.4	1-0	0	1	0	1	0-0.0							
Team									39-63	102-3.5	1-0	3											
FSU	29	5,800	718-1662	.432	186-559	.333	352-524	.672	308-696	1004-34.6	550-12	404	432	130	273	1974-68.1							
Opponents	29	5,800	650-1662	.391	209-618	.338	421-571	.737	364-705	1069-36.9	531	388	473	93	200	1930-66.6							

2003-04

RECORD: 19-14		HOME: 15-3		AWAY: 3-10		NEUTRAL: 1-1																	
Player	G-GS	Min.-Avg.	FGM-FGA	Pct.	3PM-3PA	Pct.	FTM-FTA	Pct.	Off-Def.	Tot-Avg.	PF-DQ	AT	TO	BL	ST	Pts.-Avg.							
Pickett	33-33	980-29.7	185-427	.433	110-270	.407	63-83	.759	33-116	149-4.5	83-2	69	79	11	82	543-16.5							
Johnson	33-16	687-20.8	103-187	.551	0-1	.000	106-157	.675	40-98	138-4.2	91-4	27	87	20	27	312-9.5							
Wafer	43-0	560-17.5	90-244	.369	43-132	.326	30-50	.600	17-43	60-1.9	50-1	36	36	5	24	253-7.9							
Richardson	33-16	590-17.9	81-187	.433	14-46	.304	66-81	.815	41-78	119-3.6	36-0	32	36	20	26	242-7.3							
Waleskowski	33-3	712-21.6	83-177	.469	21-52	.404	37-52	.712	71-107	178-5.4	76-0	38	70	22	30	224-6.8							
Joiner	33-30	738-22.4	79-164	.482	22-65	.338	23-34	.676	54-67	121-3.7	67-2	49	47	15	26	203-6.2							
Johnson	33-33	898-27.2	61-139	.439	42-100	.420	11-20	.550	10-66	76-2.3	40-0	125	39	3	34	175-5.3							
Wilson	43-17	478-14.9	41-105	.390	28-71	.394	20-28	.714	26-38	64-2.0	53-1	27	24	2	6	130-4.1							
Galloway	33-0	483-14.6	31-90	.344	10-39	.256	35-51	.686	8-39	47-1.4	51-0	74	43	1	20	107-3.2							
Thornton	30-0	238-7.9	30-58	.517	3-7	.429	21-42	.500	17-37	54-1.8	41-0	6	15	7	7	84-2.9							
Mathews	29-17	258-8.9	23-62	.371	0-0	.000	13-21	.619	17-36	53-1.8	27-0	7	32	18	5	59-2.0							
Callier	11-0	53-4.8	5-13	.385	1-1	1.000	4-6	.667	2-10	12-1.1	10-0	1	5	0	3	15-1.4							
Gordon	8-0	15-1.9	3-5	.600	2-3	.667	0-0	.000	1-1	2-0.3	2-0	1	2	0	0	8-1.0							
Penny	6-0	10-1.7	0-2	.000	0-1	.000	4-6	.667	0-2	2-0.3	0-0	1	1	0	1	4-0.7							
FSU	33	6700	815-1860	.438	296-788	.376	433-631	.686	387-805	1192-36.1	627-10	493	519	124	291	2359-71.5							
Opponents	33	6700	739-1844	.401	245-762	.322	425-645	.659	401-752	1152-34.9	611-00	408	538	95	231	2148-65.1							

2004-05

RECORD: 12-19		HOME: 9-7		AWAY: 3-8		NEUTRAL: 0-4																	
Player	G-GS	Min.-Avg.	FG-FGA	Pct.	3P-A	Pct.	FT-FTA	Pct.	Off-Def.	Tot-Avg.	PF-DQ	A	TO	BL	ST	Pts.-Avg.							
Wafer, V.	29-22	758-26.1	124-284	.437	65-164	.396	49-68	.721	5-68	73-2.5	33-0	48	49	8	30	362-12.5							
Thornton	29-4	522-18.0	101-186	.543	4-14	.286	57-106	.538	48-80	128-4.4	69-3	20	40	18	14	263-9.1							
Waleskowski	31-8	672-21.7	90-183	.492	21-50	.420	58-78	.744	42-94	136-4.4	76-3	25	61	14	19	259-8.4							
Johnson	30-29	525-17.5	76-167	.455	3-9	.333	50-87	.575	45-83	128-4.3	84-2	16	69	16	23	205-6.8							
Richardson	29-8	452-15.6	67-132	.508	14-43	.326	37-45	.822	30-72	102-3.5	27-0	21	28	16	14	185-6.4							
Galloway	31-31	804-25.9	65-151	.430	29-81	.358	31-47	.660	5-58	63-2.0	65-1	92	73	2	35	190-6.1							
Ric	30-11	584-19.5	64-156	.410	6-27	.222	29-41	.707	22-39	61-2.0	57-1	46	35	7	22	161-5.2							
Swann	31-0	513-16.5	58-139	.417	17-51	.333	28-37	.757	11-49	60-1.9	68-1	62	80	3	24	161-5.2							
Romero	31-14	441-14.2	40-83	.482	6-17	.353	31-55	.564	26-42	71-2.3	41-1	12	26	8	10	117-3.8							
Wilson	31-28	652-21.0	34-96	.354	27-76	.355	14-19	.737	29-42	71-2.3	57-2	27	15	1	6	109-3.5							
Griffin	9-																						



YEAR-BY-YEAR ALL-TIME STATS

2005-06

RECORD: 20-10		HOME: 14-3		AWAY: 4-6		NEUTRAL: 2-1													
Player	G-GS	Min.-Avg.	FGM-FGA	Pct.	3PM-3PA	Pct.	FTM-FTA	Pct.	Off-Def.	Tot.-Avg.	PF-DQ	AT	TO	BL	ST	Pts.-Avg.			
Thomton.	30-30	871-29.0	171-330	.518	20-42	.476	122-164	.744	87-121	208-6.9	75-2	37	73	9	29	484-16.1			
Johnson	29-28	723-24.9	127-235	.540	9-29	.310	120-170	.706	74-142	216-7.4	93-5	21	82	30	31	383-13.2			
Rich	30-29	808-26.9	125-267	.468	8-45	.178	42-57	.737	26-67	93-3.1	70-1	49	50	10	36	300-10.0			
Swann	30-29	673-22.4	92-208	.442	33-100	.330	34-52	.654	13-49	62-2.1	63-1	87	62	4	47	251-8.4			
Galloway	30-30	844-28.1	73-167	.437	30-78	.385	49-80	.613	10-55	65-2.2	61-1	93	66	1	48	225-7.5			
Wilson	30-2	589-19.6	61-118	.517	41-82	.500	26-34	.765	19-35	54-1.8	32-1	23	25	1	10	189-6.3			
Romero	30-2	475-15.8	39-64	.609	8-16	.500	31-45	.689	18-61	79-2.6	51-1	15	24	7	10	117-3.9			
Mims	30-0	373-12.4	27-80	.338	7-23	.304	52-66	.788	17-29	46-1.5	25-0	52	37	2	16	113-3.8			
Allen	30-0	358-11.9	38-96	.396	17-43	.395	5-10	.500	12-30	42-1.4	34-0	18	21	0	10	98-3.3			
Breedon	22-0	150-6.8	22-47	.468	7-20	.350	11-17	.647	9-17	26-1.2	24-0	9	15	5	10	62-2.8			
Echefu	29-0	214-7.4	26-58	.448	4-11	.364	12-22	.545	14-27	41-1.4	34-1	5	24	3	14	68-2.3			
Hoff	4-0	12-3.0	2-5	.400	0-0	.000	2-2	1.000	1-1	2-0.5	2-0	0	0	0	1	6-1.5			
Zitani	4-0	10-2.5	3-6	.500	0-1	.000	0-0	.000	1-0	1-0.3	0-0	0	1	0	0	6-1.5			
FSU	30	6,100	806-1681	.479	184-490	.376	506-719	.704	338-681	1019-34.0	564-13	409	782	72	262	2302-76.7			
Opponents	30	6,102	718-1666	.431	225-633	.355	416-576	.722	335-631	966-32.2	625-	384	545	83	204	2077-69.2			

2006-07

RECORD: 22-13		HOME: 16-3		AWAY: 4-9		NEUTRAL: 2-1													
Player	G-GS	Min.-Avg.	FGM-FGA	Pct.	3PM-3PA	Pct.	FTM-FTA	Pct.	Off-Def.	Tot.-Avg.	PF-DQ	AT	TO	BL	ST	Pts.-Avg.			
Thomton	35-35	1,092-31.2	244-460	.530	36-81	.444	166-210	.790	106-145	251-7.2	95-4	24	87	40	53	690-19.7			
Douglas	30-28	865-28.8	143-301	.475	31-78	.397	63-80	.788	82-2.7	53-0	87	73	8	35	380-12.7				
Rich	35-34	1,047-29.9	138-263	.525	14-36	.389	70-87	.805	40-81	121-3.5	82-3	60	70	7	36	360-10.3			
Swann	35-34	978-27.9	126-273	.462	68-166	.410	39-49	.796	24-81	105-3.0	88-3	110	72	6	43	359-10.3			
Echefu	35-35	734-21.0	80-183	.437	25-76	.329	58-75	.773	41-110	151-4.3	96-1	20	50	20	29	243-6.9			
Allen	35-2	670-19.1	63-154	.409	28-82	.341	18-26	.692	20-49	69-2.0	50-0	38	35	8	25	172-4.9			
Mims	35-7	680-19.4	52-125	.416	25-66	.379	42-56	.750	19-55	74-2.1	36-0	74	59	7	35	171-4.9			
Breedon	34-0	295-8.7	35-76	.461	9-29	.310	20-26	.769	12-22	34-1.0	51-2	8	21	4	9	99-2.9			
Reid	35-0	563-16.1	41-73	.562	0-0	.000	19-41	.463	46-67	113-3.2	62-0	8	38	16	9	101-2.9			
Hoff	11-0	23-2.1	6-14	.429	1-5	.200	0-0	.000	1-3	4-0.4	2-0	1	1	0	0	13-1.2			
Zitani	12-0	24-2.0	4-14	.286	0-1	.000	2-3	.667	4-2	6-0.5	6-0	0	2	0	0	10-0.8			
Soto	13-0	54-4.2	4-11	.364	0-4	.000	1-4	.250	2-8	10-0.8	4-0	3	2	0	2	9-0.7			
FSU	35	7025	936-1947	.481	237-624	.380	498-657	.758	375-729	1104-31.5	627-13	433	513	116	276	2607-74.5			
Opponents	35	7025	873-1934	.451	216-647	.334	452-643	.703	412-696	1108-31.7	659-16	450	564	115	222	2414-69.0			

2007-08

RECORD: 19-15		HOME: 13-5		AWAY: 4-6		NEUTRAL: 2-4													
Player	G-GS	Min.-Avg.	FGM-FGA	Pct.	3P-A	Pct.	FTM-FTA	Pct.	Off-Def.	Tot.-Avg.	PF-DQ	AT	TO	BL	ST	Pts.-Avg.			
Douglas	34-32	1,205-35.4	178-414	.430	62-174	.356	106-131	.809	25-38	108-3.2	90-2	98	95	11	90	524-15.4			
Rich	34-32	1,155-34.0	183-410	.466	31-89	.348	95-123	.772	39-109	148-4.4	97-3	69	96	9	39	492-14.5			
Swann	24-21	745-31.0	93-215	.433	54-139	.388	42-50	.840	12-63	75-3.1	56-1	69	55	5	25	282-11.8			
Mims	34-18	1046-30.8	119-293	.406	52-145	.359	103-128	.805	29-118	147-4.3	49-0	59	60	12	57	393-11.6			
Echefu	34-33	991-29.1	110-239	.460	15-60	.250	105-129	.814	73-175	248-7.3	106-4	18	73	33	26	340-10.0			
Reid	25-21	603-24.1	51-96	.531	1-1	1.000	38-56	.679	57-67	124-5.0	65-2	16	45	16	18	141-5.6			
Breedon	10-0	145-14.5	19-48	.396	2-9	.222	7-8	.875	6-18	24-2.4	17-0	7	12	5	6	47-4.7			
Alabi	9-1	93-10.3	15-31	.484	0-0	.000	5-9	.556	8-12	20-2.2	18-0	0	11	11	1	35-3.9			
Vaughn	31-7	412-13.3	35-68	.515	0-2	.000	22-32	.688	36-36	72-2.3	67-1	11	32	21	5	92-3.0			
DeMercy	31-0	299-9.6	19-38	.500	3-10	.300	2-10	.200	17-28	45-1.5	32-0	16	24	5	15	43-1.4			
Zitani	26-5	193-7.4	14-30	.467	7-18	.389	1-2	.500	13-16	29-1.1	35-0	7	7	2	5	36-1.4			
Hoff	17-0	50-2.9	6-15	.400	5-12	.417	3-6	.500	8-2	10-0.6	4-0	2	2	0	2	20-1.2			
Bolton	4-0	5-1.3	1-4	.250	1-3	.333	0-0	.000	1-2	3-0.8	0-0	0	1	0	0	3-0.8			
O'Donnell	8-0	8-1.0	1-4	.250	1-3	.333	0-0	.000	0-0	0-0.0	5-0	3	3	0	1	3-0.4			
FSU	34	6950	844-1905	.443	234-665	.352	529-684	.773	373-778	1151-33.9	641-13	375	519	130	290	2451-72.1			
Opponents	34	6950	829-1913	.433	230-664	.346	458-661	.693	397-740	1137-33.4	657-	435	536	111	205	2346-69.0			

2008-09

RECORD: 25-10		HOME: 13-3		AWAY: 7-5		NEUTRAL: 5-3													
Player	G-GS	Min.-Avg.	FGM-FGA	Pct.	3P-A	Pct.	FTM-FTA	Pct.	Off-Def.	Tot.-Avg.	PF-DQ	AT	TO	BL	ST	Pts.-Avg.			
Douglas	35-35	1,279-36.5	239-536	.446	85-221	.385	188-232	.810	28-109	137-3.9	76-2	102	87	15	63	751-21.5			
Alabi	35-35	779-22.3	122-226	.540	0-1	.000	51-75	.680	75-122	197-5.6	65-1	12	56	73	18	295-8.4			
Echefu	33-19	738-22.4	78-192	.406	22-66	.333	89-105	.848	52-121	173-5.2	76-1	18	54	12	15	267-8.1			
Singleton	35-34	942-26.9	95-232	.409	34-102	.333	58-95	.611	65-107	172-4.9	105-7	37	70	47	54	282-8.1			
Kitchen	26-17	668-25.7	76-166	.458	15-41	.366	38-55	.691	23-96	119-4.6	35-0	65	55	0	30	205-7.9			
Reid	35-16	669-19.1	62-141	.440	0-0	.000	48-76	.632	52-78	130-3.7	71-2	26	72	23	23	172-4.9			
Dulkys	31-0	413-13.3	37-123	.301	28-98	.286	10-12	.833	8-20	28-0.9	44-0	24	24	6	18	112-3.6			
Loucks	35-2	593-16.9	37-96	.385	16-49	.327	18-27	.667	8-39	47-1.3	76-3	73	55	2	31	108-3.1			
DeMercy	35-16	688-19.7	39-104	.375	11-43	.256	18-31	.581	21-69	90-2.6	71-1	60	56	12</					



YEAR-BY-YEAR ALL-TIME STATS

2009-10

RECORD: 22-10		HOME: 13-3			AWAY: 6-5			NEUTRAL: 3-2												
Player	G-GS	Min-Avg.	FG-FGA	Pct.	3P-A	Pct.	FT-FTA	Pct.	Off-Def	Tot-Avg.	PF-DQ	AT	TO	BL	ST	Pts.-Avg				
Alabi	32-32	820-25.6	133-249	.534	0-0	.000	108-136	.794	79-119	198-6.2	75	16	61	75	20	374-11.7				
Singleton	32-32	1,005-31.4	117-284	.412	35-118	.297	57-115	.496	66-157	223-7.0	95	70	96	48	71	326-10.2				
Snaer	32-10	755-23.6	101-230	.439	23-66	.348	57-87	.655	23-62	85-2.7	59	42	80	6	17	282-8.8				
Dulkys	32-22	705-22.0	94-227	.414	71-179	.397	20-29	.690	26-49	75-2.3	79	34	33	9	32	279-8.7				
Kitchen	31-31	886-28.6	87-204	.426	20-67	.299	58-82	.707	34-118	152-4.9	42	122	69	7	47	252-8.1				
Reid	31-29	704-22.7	82-167	.491	0-0	.000	46-77	.597	58-65	123-4.0	46	35	51	16	18	210-6.8				
Gibson	32-3	411-12.8	71-128	.555	6-15	.400	28-52	.538	39-52	91-2.8	60	11	41	26	12	176-5.5				
Loucks	32-1	632-19.8	47-123	.382	24-79	.304	23-39	.590	8-71	79-2.5	62	90	51	2	26	141-4.4				
DeMercy	21-0	298-14.2	26-62	.419	3-14	.214	23-28	.821	15-30	45-2.1	19	14	26	6	18	78-3.7				
Shannon	18-0	92-5.2	13-24	.542	0-0	.000	5-12	.417	6-13	19-1.1	21	2	9	5	4	31-1.7				
Moreau	9-0	13-1.4	2-6	.333	2-6	.333	6-6	1.000	1-0	1-0.1	0	0	0	0	0	12-1.3				
Jordan	17-0	93-5.5	10-25	.400	2-10	.200	0-0	.000	2-12	14-0.8	17	10	0	0	2	22-1.3				
Rutledge	4-0	5-1.3	0-2	.000	0-1	.000	0-0	.000	0-1	1-0.3	0	0	1	0	0	0-0.0				
Yawn	4-0	5-1.3	0-2	.000	0-1	.000	0-6	.000	0-1	1-0.3	0	0	0	0	0	0-0.0				
Team									49-55	104	1									
FSU	32	6425	781-7333	.452	185-566	.335	436-669	.644	406-805	1211-37.8	575-8	446	528	200	267	2183-68.2				
Opponents	32	6425	660-1752	.377	203-619	.328	409-609	.672	385-659	1044-32.6	595-15	312	513	78	254	1932-60.4				

2010-11

RECORD: 23-11		HOME: 12-3			AWAY: 8-5			NEUTRAL: 3-3												
Player	G-GS	Min-Avg.	FG-FGA	Pct.	3P-A	Pct.	FT-FTA	Pct.	Off-Def	Tot-Avg.	PF-DQ	AT	TO	BL	ST	Pts.-Avg				
Singleton	28-25	814-29.1	124-186	.434	35-95	.368	84-126	.667	58-133	191-6.8	90-1	33	61	41	55	367-13.1				
Kitchen	34-34	1041-30.6	125-253	.494	27-76	.355	77-102	.755	51-145	196-5.8	45-0	121	68	3	56	354-10.4				
Snaer	34-33	972-28.6	106-265	.400	43-117	.368	45-58	.776	16-76	92-2.7	74-2	76	84	8	30	300-8.8				
James	34-22	719-21.1	117-178	.657	0-0	.000	59-117	.504	74-127	201-5.9	56-1	8	50	82	29	293-8.6				
Dulkys	33-24	829-25.1	86-235	.366	55-165	.333	13-25	.520	25-69	94-2.8	58-3	40	46	15	42	240-7.3				
White	34-13	560-16.5	71-160	.444	9-34	.265	72-87	.828	49-58	107-3.1	76-3	16	44	15	23	223-6.6				
Miller	23-0	332-14.4	45-120	.375	24-67	.358	13-14	.929	9-27	36-1.6	25-0	19	28	0	11	127-5.5				
Shannon	27-5	348-12.9	46-115	.400	0-0	.000	36-66	.545	33-41	74-2.7	51-0	9	33	8	10	128-4.7				
Gibson	25-13	349-14.0	46-111	.414	1-13	.077	24-35	.686	33-59	92-3.7	40-2	11	33	19	3	117-4.7				
Kreft	25-0	244-9.8	28-59	.475	0-0	.000	23-45	.511	17-41	58-2.3	52-1	7	27	10	4	79-3.2				
Loucks	34-1	503-14.8	27-79	.342	16-50	.320	29-40	.725	6-54	60-1.8	68-1	76	54	2	20	99-2.9				
Rutledge	4-0	7-1.8	2-6	.333	1-2	.500	0-0	.000	1-1	2-0.5	1-0	0	0	0	0	5-1.3				
Portuondo	5-0	7-1.4	1-6	.167	0-4	.000	1-2	.500	1-1	2-0.4	3-0	0	0	0	0	3-0.6				
Jordan	16-0	81-5.1	3-23	.130	1-10	.100	2-2	1.000	4-7	11-0.7	8-0	6	7	0	3	9-0.6				
Moreau	6-0	8-1.3	0-1	.000	0-0	.000	2-2	1.000	0-1	1-0.2	3-0	0	1	0	1	2-0.3				
Yawn	7-0	11-1.6	0-6	.000	0-1	.000	2-4	.500	1-1	2-0.3	1-0	1	0	0	1	2-0.3				
FSU	34	6825	827-1903	.435	212-364	.334	482-725	.665	422-910	1332-39.2	651-14	423	541	203	288	2348-69.1				
Opponents	34	6824	696-1918	.363	233-761	.306	484-696	.695	403-764	1167-34.3	675-	383	517	109	251	2109-62.0				

2011-12

RECORD: 25-10		HOME: 15-2			AWAY: 5-5			NEUTRAL: 5-3												
Player	G-GS	Min-Avg.	FG-FGA	Pct.	3P-A	Pct.	FT-FTA	Pct.	Off-Def	Tot-Avg.	PF-DQ	AT	TO	BL	ST	Pts.-Avg				
Snaer	35-34	1,065-30.4	167-383	.436	67-166	.404	88-104	.846	33-99	132-3.8	69-1	68	72	13	39	489-14.0				
James	35-35	979-28.0	157-259	.606	0-0	.000	64-116	.552	107-176	283-8.1	68	16	73	82	26	378-10.8				
Miller	24-0	565-23.5	83-209	.397	34-96	.354	48-62	.774	11-36	47-2.0	47-2	30	30	2	31	248-10.3				
Shannon	7-0	122-17.4	19-35	.543	0-0	.000	20-33	.606	11-20	31-4.4	11	5	9	4	5	58-8.3				
White	35-12	790-22.6	91-191	.476	11-33	.333	76-101	.752	56-97	153-4.4	111-6	18	51	14	20	269-7.7				
Loucks	35-35	945-27.0	82-206	.398	32-93	.344	51-72	.708	16-100	116-3.3	69	152	89	12	42	247-7.1				
Dulkys	35-23	857-24.5	82-194	.423	49-130	.377	32-40	.800	21-69	90-2.6	71-2	43	57	18	46	245-7.0				
Gibson	35-35	646-18.5	92-193	.477	5-19	.263	50-74	.676	55-95	150-4.3	94-2	14	69	44	19	239-6.8				
Peterson	34-1	535-15.7	42-99	.424	6-27	.222	17-31	.548	5-48	53-1.6	47	61	61	1	21	107-3.1				
Kreft	35-0	361-10.3	39-84	.464	0-0	.000	20-27	.741	31-50	81-2.3	47	8	39	22	10	98-2.8				
Whisnant	25-0	192-7.7	19-55	.345	11-40	.275	4-6	.667	10-15	25-1.0	12	12	6	0	6	53-2.1				
Portuondo	5-0	5-1.0	1-1	1.000	1-1	1.000	2-2	1.000	0-0	0-0.0	2	0	4	0	0	5-1.0				
Space	10-0	30-3.0	3-11	.273	0-3	.000	1-1	1.000	2-5	7-0.7	5	0	1	1	0	7-0.7				
Moreau	8-0	8-1.0	0-3	.000	0-3	.000	0-0	.000	0-1	1-0.1	0	0	1	0	0	0-0.0				
Team									46-58	104	3									
FSU	35	7100	877-1923	.456	216-611	.354	473-669	.707	404-869	1273-36.4	653-13	427	565	213	265	2443-69.8				
Opponents	35	7100	749-1965	.381	221-715	.309	482-674	.715	430-738	1168-33.4	643	370	531	114	269	2201-62.9				

2012-13

RECORD: 18-16		HOME: 10-8			AWAY: 4-7			NEUTRAL: 4-1												
Player	G-GS	Min-Avg.	FG-FGA	Pct.	3P-A	Pct.	FT-FTA	Pct.	Off-Def	Tot-Avg.	PF-DQ	AT	TO	BL	ST	Pts.-Avg				
Snaer	33-33	1,079-32.7	155-365	.425	63-164	.384	116-142	.817	22-125	147-4.5	81-1	82	91	15	33	489-14.8				
White	34-34	983-28.9	138-270	.511	25-80	.313	119-146	.815	74-127	201-5.9	103-5	27	54	38	33	420-12.4				
Shannon	20-0	419-21.0	60-130	.462	0-0	.000	37-57	.649	42-70	112-5.6	56-2	16	45	12	23	157-7.9				
Bookert	34-11	730-21.5	67-137	.489	32-61	.525	54-66	.818	9-53	62-1.8	48-0	80	57	5	19	220-6.5				
Thomas	34-12	632-18.6	73-179	.408	9-41	.220	49-70	.700	23-57	80-2.4	34-0	38	48	10	22	204-6.0				
Turpin	34-25	537-15.8	70-137	.511	0-2	.000	44-63	.698	42-59	101-3.0	79-1	10	30	43	14	184-5.4				
Miller	28-5	526-18.8	50-153	.327	23-83	.277	26-41	.634	6-40	46-1.6	48-2	52	40	0	23	149-5.3				
Whisnant	30-19	517-17.2	52-128	.406	32-90	.356	20-21	.952	6-23	29-1.0	24-0	18	13	3	16	156-5.2				
Brandon	33-22	652-19.8	49-116	.422	9-31	.290	22-45	.489	12-47	59-1.8	48-2	47	62	8	11	129-3.9				
Bojanovsky	33-0	365-11.1	35-64	.547	0-0	.000	25-33	.758	28-35	63-1.9	37-0	9	21	25	8	95-2.9				
Gilchrist	25-0	209-8.4	21-49	.429	1-8	.125	4-13	.308	6-23	29-1.2	17-0	2	18	6	4	47-1.9				
Moreau	6-0	7-1.2	2-5	.400	2-3	.667	2-2	1.000	0-0	0-0.0	0-0	0	0	0	0	8-1.3				
Ojo	27-9	136-5.0	7-24	.292	0-0	.000	4-11	.364	7-20	27-1.0	24-0	3	9	7	3	18-0.7				
Portuondo	6-0	7-1.2	1-1	1.000	0-0	.000	0-0	.000	0-0	0-0.0	1-0	1	3	0	1	2-0.3				
Team								45-51	96	1	6									
FSU	34	6799	780-1758	.444	196-563	.348	522-710	.735	322-730	1052-30.9	601-13	385	497	172	210	2278-67.0				
Opponents	34	6800	825-1886	.437	225-612	.368	454-656	.692	422-720	1142-33.6	648-	443	465	103	244	2331-68.6				



YEAR-BY-YEAR STATS/TEAM LEADERS

2013-14

RECORD: 22-14		HOME: 12-5		AWAY: 6-6		NEUTRAL: 4-3												
Player	G-GS	Min-Avg.	FG-FGA	Pct.	3P-A	Pct.	FT-FTA	Pct.	Off-Def	Tot-Avg.	PF-DQ	AT	TO	BL	ST	Pts.-Avg		
Thomas	36-16	1,136-31.6	172-379	.454	39-105	.371	139-172	.808	36-116	152-4.2	88-3	65	88	11	57	522-14.5		
Miller	33-7	938-28.4	146-325	.449	65-163	.399	96-110	.873	11-72	83-2.5	64-1	92	96	1	24	453-13.7		
White	36-35	1,084-30.1	166-323	.514	24-64	.375	134-168	.798	75-168	243-6.8	108-7	34	68	40	27	490-13.6		
Bookert	36-27	986-27.4	100-240	.417	44-102	.431	61-78	.782	19-96	115-3.2	67-0	102	72	2	38	305-8.5		
Brandon	36-36	1,060-29.4	92-221	.416	9-36	.250	83-135	.615	54-121	175-4.9	65-0	54	50	1	33	286-7.7		
Bojanovsky	36-21	740-20.6	77-131	.588	0-0	.000	57-84	.679	59-85	144-4.0	90-1	19	40	67	15	211-5.9		
Gilchrist	36-24	474-13.2	47-104	.452	3-9	.333	10-26	.385	27-39	66-1.8	47-5	8	30	20	11	107-3.0		
Ojo	36-12	428-11.9	35-64	.547	0-0	.000	20-47	.426	36-72	108-3.0	72-0	9	32	25	5	90-2.5		
Smith	34-0	343-10.1	32-73	.438	4-17	.235	13-25	.520	17-33	50-1.5	39-1	2	28	24	2	81-2.4		
Allen	14-0	26-1.9	3-5	.600	2-2	1.000	2-2	1.000	2-2	4-0.3	6-0	0	3	0	1	10-0.7		
White	6-0	10-1.7	1-2	.500	1-2	.500	0-0	.000	0-1	1-0.2	1-0	0	1	0	0	3-0.5		
Hopkins	13-0	25-1.9	2-6	.333	0-2	.000	2-8	.250	1-2	3-0.2	3-0	0	1	0	0	6-0.5		
Team									55-57	112								
FSU	36	7,250	873-1873	.466	191-502	.380	617-855	.722	392-864	1256-34.9	650-18	385	512	191	213	2554-70.9		
Opponents	36	7,250	824-2065	.399	228-694	.329	516-747	.691	482-734	1216-33.8	746-32	402	453	129	239	2392-66.4		

2014-15

RECORD: 17-16		HOME: 12-6		AWAY: 3-7		NEUTRAL: 2-3												
Player	G-GS	Min-Avg.	FG-FGA	Pct.	3P-A	Pct.	FT-FTA	Pct.	Off-Def	Tot-Avg.	PF-DQ	AT	TO	BL	ST	Pts.-Avg		
Rathan-Mayes, X.	32-30	1,110-34.7	165-397	.416	48-171	.281	98-142	.690	16-96	112-3.5	74-0	137	108	0	35	476-14.9		
Thomas, A.	6-5	170-28.3	32-70	.457	4-17	.235	21-29	.724	0-21	21-3.5	14-0	13	16	0	8	89-14.8		
Brandon, M.	33-33	1,142-34.6	133-246	.541	5-21	.238	117-174	.672	49-134	183-5.5	59-0	63	76	13	36	388-11.8		
Bookert, D.	28-28	983-35.1	85-227	.374	53-135	.393	59-73	.808	13-88	101-3.6	56-1	74	69	3	27	282-10.1		
Cofer, P.	33-24	737-22.3	78-171	.456	6-15	.400	67-106	.632	51-98	149-4.5	57-1	6	34	20	9	229-6.9		
Smith, J.	33-9	586-17.8	75-149	.503	8-31	.258	45-60	.750	34-61	95-2.9	67-0	13	41	35	8	203-6.2		
Bojanovsky, B.	33-0	540-16.4	57-99	.576	0-0	.000	54-80	.675	36-77	113-3.4	62-2	18	27	44	22	168-5.1		
Turpin, K.	33-12	411-12.5	71-127	.559	0-0	.000	21-35	.600	36-40	76-2.3	89-1	3	31	23	7	163-4.9		
Berwick, R.	33-3	361-10.9	26-89	.292	19-63	.302	9-17	.529	9-25	34-1.0	42-0	22	18	1	12	80-2.4		
Ojo, M.	33-21	292-8.8	27-51	.529	0-0	.000	17-44	.386	24-54	78-2.4	44-0	6	28	16	5	71-2.2		
Saxton, M.	2-0	4-1.3	2-2	1.000	0-0	.000	0-0	.000	0-1	1-0.3	1-0	0	0	0	0	4-1.3		
Watkins, D.	22-0	198-9.0	7-25	.280	1-8	.125	14-21	.667	2-20	22-1.0	25-0	20	17	0	8	29-1.3		
Allen, B.	24-0	116-4.8	5-16	.313	3-9	.333	2-2	1.000	4-10	14-0.6	21-0	5	7	2	4	15-0.6		
Team								54-56	110	1								
FSU	33	6650	763-1,669	.457	147-470	.313	524-783	.669	328-781	1,109-33.6	612-5	380	478	157	181	2,199-66.6		
Opponents	33	6650	766-1,825	.420	193-594	.325	485-692	.701	366-703	1,069-32.4	670-	395	393	85	205	2,120-67.0		

YEAR-BY-YEAR TEAM LEADERS

Year	Points	Scoring Average	Rebounds	Assists	Blocked Shots	Steals	Field Goal %	Free Throw %
1967-68	508 Dave Cowens	18.8 Dave Cowens	456 Dave Cowens	155 Skip Young			.555 Jan Gies	.840 Randy Cable
1968-69	508 Dave Cowens	20.3 Dave Cowens	437 Dave Cowens	127 Skip Young			.620 Jan Gies	.750 Dale Klay
1969-70	463 Dave Cowens	17.8 Dave Cowens	447 Dave Cowens	127 Skip Young			.636 Willie Williams	.895 Ken Macklin
1970-71	589 Ron King	22.7 Ron King	390 Reggie Royals	227 Otto Petty			.534 Vernell Elzcy	.833 Greg Samuels
1971-72	573 Ron King	17.9 Ron King	351 Reggie Royals	173 Otto Petty	NA	NA	.538 Larry Gay	.754 Ron King
1972-73	430 Reggie Royals	16.5 Reggie Royals	265 Reggie Royals	202 Otto Petty			.580 Lawrence McCray	.700 Otis Cole
1973-74	440 Larry Warren	16.9 Larry Warren	254 Lawrence McCray	96 Otis Cole			.551 Greg Grady	.814 Eugene Harris
1974-75	400 Larry Warren	16.0 Larry Warren	267 Greg Grady	110 Wayne Smalls			.581 Greg Grady	.778 Larry Warren
1975-76	390 David Thompson	14.4 David Thompson	203 Greg Grady & David Thompson	91 Carlton Byrd			.638 Harry Davis	.759 Eugene Harris
1976-77	500 David Thompson	18.5 David Thompson	212 Harry Davis	159 Carlton Byrd	20 David Thompson	56 David Thompson	.567 Harry Davis	.838 Wayne Smalls
1977-78	546 Harry Davis	19.5 Harry Davis	211 David Thompson	166 Tony Jackson	14 Murray Brown & Harry Davis	73 Tony Jackson	.577 Harry Davis	.816 Kris Anderson
1978-79	629 Murray Brown	21.7 Murray Brown	242 Murray Brown	158 Tony Jackson	25 Murray Brown	58 Tony Jackson	.691 Murray Brown	.815 Kris Anderson
1979-80	635 Mickey Dillard	20.4 Mickey Dillard	245 Elvis Rolle	213 Tony Jackson	42 Elvis Rolle	65 Tony Jackson	.646 Murray Brown	.766 Mickey Dillard
1980-81	515 Mickey Dillard	18.3 Mickey Dillard	257 Elvis Rolle	91 Mickey Dillard & Bobby Parks	47 Elvis Rolle	52 Mickey Dillard	.593 Kris Anderson	.794 Mickey Dillard
1981-82	523 Mitchell Wiggins	23.8 Mitchell Wiggins	213 Mitchell Wiggins	111 Tony William	20 Oren Gilmore	66 Tony William	.574 Mitchell Wiggins	.825 Tony William
1982-83	544 Mitchell Wiggins	22.7 Mitchell Wiggins	196 Mitchell Wiggins	156 Tony William	9 Maurice Myrick	75 Tony William	.538 Michael Johnson	.770 Granville Arnold
1983-84	626 Alton Lee Gipson	20.2 Alton Lee Gipson	208 Alton Lee Gipson	215 Tony William	23 Randell Jackson	70 Dean Shaffer	.574 Dean Shaffer	.842 Granville Arnold
1984-85	568 Alton Lee Gipson	18.9 Alton Lee Gipson	234 Alton Lee Gipson	171 Dean Shaffer	47 Alton Lee Gipson	81 Dean Shaffer	.612 Jerome Fitchett	.727 Joe Farrar
1985-86	486 Pee Wee Barber	16.8 Pee Wee Barber	163 Randy Allen	146 Pee Wee Barber	30 Randy Allen	52 Pee Wee Barber	.615 Jerome Fitchett	.808 LaRae Davis
1986-87	576 Pee Wee Barber	19.2 Pee Wee Barber	235 Randy Allen	144 Pee Wee Barber	26 Jerome Fitchett	38 Pee Wee Barber	.572 Jerome Fitchett	.819 Jerome Fitchett
1987-88	546 George McCloud	18.2 George McCloud	269 Tat Hunter	105 George McCloud	20 Jerome Fitchett	45 Tharon Mayes	.590 Michael Polite	.891 Brad Johnson
1988-89	683 George McCloud	22.8 George McCloud	249 Tat Hunter	125 George McCloud	20 Tat Hunter	53 George McCloud	.570 Tat Hunter	.875 George McCloud
1989-90	559 Tharon Mayes	23.3 Tharon Mayes	262 Michael Polite	93 Tharon Mayes	36 Rodney Dobard	52 Tharon Mayes	.582 Michael Polite	.833 Tharon Mayes
1990-91	524 Doug Edwards	16.4 Doug Edwards	273 Michael Polite	103 Charlie Ward	47 Rodney Dobard	71 Charlie Ward	.570 Rodney Dobard	.713 Charlie Ward
1991-92	570 Sam Cassell	18.4 Sam Cassell	271 Doug Edwards	122 Charlie Ward	46 Rodney Dobard	75 Charlie Ward	.624 Rodney Dobard	.812 Chuck Graham
1992-93	675 Bob Sura	19.9 Bob Sura	290 Doug Edwards	170 Sam Cassell	111 Rodney Dobard	97 Sam Cassell	.572 Rodney Dobard	.759 Sam Cassell
1993-94	573 Bob Sura	21.2 Bob Sura	213 Bob Sura	121 Bob Sura	54 Andre Reid	65 Bob Sura	.518 Kirk Luchman	.759 Chuck Graham
1994-95	502 Bob Sura	18.6 Bob Sura	210 Corey Louis	146 Bob Sura	74 Corey Louis	49 Bob Sura	.541 Andre Reid	.810 Derrick Carroll
1995-96	494 James Collins	18.3 James Collins	172 Kirk Luchman	131 LaMarr Greer	43 Corey Louis	62 James Collins	.626 Kirk Luchman	.707 Scott Shepherd
1996-97	514 James Collins	16.6 James Collins	194 Randell Jackson	184 Kerry Thompson	46 Randell Jackson	55 James Collins	.516 Kirk Luchman	.730 Kirk Luchman
1997-98	394 Randell Jackson	12.7 Randell Jackson	225 Corey Louis	172 Kerry Thompson	50 Corey Louis	59 Terrell Baker	.556 Corey Louis	.798 Terrell Baker
1998-99	481 Ron Hale	16.0 Ron Hale	168 Ron Hale	187 Delvon Arrington	27 Ron Hale	80 Terrell Baker	.605 Damos Anderson	.800 Ron Hale
1999-00	438 Ron Hale	15.6 Ron Hale	137 Oliver Simmons	182 Delvon Arrington	43 David Anderson	44 Delvon Arrington	.508 Damos Anderson	.755 Ron Hale
2000-01	344 Delvon Arrington	11.5 Delvon Arrington	179 Michael Joiner	143 Delvon Arrington	44 Mike Mathews	56 Delvon Arrington	.484 Nigel Dixon	.808 Andrew Wilson
2001-02	434 Monte Cummings	15.5 Monte Cummings	180 Nigel Dixon	182 Delvon Arrington	34 Mike Mathews	61 Delvon Arrington	.528 Monte Cummings	.806 A. Waleskowski
2002-03	495 Tim Pickett	17.1 Tim Pickett	165 Tim Pickett	97 Todd Galloway	33 Trevor Harvey	82 Tim Pickett	.590 Trevor Harvey	.865 Tim Pickett
2003-04	543 Tim Pickett	16.5 Tim Pickett	178 A. Waleskowski	125 Nate Johnson	22 A. Waleskowski	82 Tim Pickett	.551 Alexander Johnson	.815 Anthony Richardson
2004-05	362 Von Wafer	12.5 Von Wafer	136 A. Waleskowski	92 Todd Galloway	18 Al Thornton	35 Todd Galloway	.543 Al Thornton	.822 Anthony Richardson
2005-06	484 Al Thornton	16.1 Al Thornton	216 Alexander Johnson	93 Todd Galloway	30 Alexander Johnson	48 Todd Galloway	.540 Alexander Johnson	.788 Ralph Mims
2006-07	690 Al Thornton	19.7 Al Thornton	251 Al Thornton	110 Issiah Swann	40 Al Thornton	53 Al Thornton	.530 Al Thornton	.805 Ralph Mims
2007-08	524 Toney Douglas	15.4 Toney Douglas	248 Eche Uchefu	98 Toney Douglas	33 Eche Uchefu	90 Toney Douglas	.531 Ryan Reid	.814 Uche Echefu
2008-09	751 Toney Douglas	21.5 Toney Douglas	197 Solomon Alabi	102 Toney Douglas	73 Solomon Alabi	63 Toney Douglas	.540 Solomon Alabi	.848 Uche Echefu
2009-10	374 Solomon Alabi	11.7 Solomon Alabi	223 Chris Singleton	122 Derwin Kitchen	75 Solomon Alabi	71 Chris Singleton	.534 Solomon Alabi	.794 Solomon Alabi
2010-11	367 Chris Singleton	13.1 Chris Singleton	201 Bernard James	121 Derwin Kitchen	82 Bernard James	56 Derwin Kitchen	.657 Bernard James	.828 Okaro White
2011-12	489 Michael Snaer	14.0 Michael Snaer	283 Bernard James	152 Luke Loucks	82 Bernard James	67 Bernard James	.606 Bernard James	.846 Michael Snaer
2012-13	489 Michael Snaer	14.8 Michael Snaer	201 Okaro White	82 Michael Snaer	38 Okaro White	33 Michael Snaer	.511 Kiel Turpin	.817 Michael Snaer
2013-14	522 Aaron Thomas	14.8 Aaron Thomas	243 Okaro White	102 Devon Bookert	67 Boris Bojanovsky	57 Aaron Thomas	.588 Boris Bojanovsky	.873 Ian Miller
2014-15	476 Xavier Rathan-Mayes	14.9 Xavier Rathan-Mayes	183 Montay Brandon	137 Xavier Rathan-Mayes	44 Boris Bojanovsky	36 Montay Brandon	.559 Boris Bojanovsky	.808 Devon Bookert



SINGLE GAME TEAM RECORDS

SINGLE GAME

MOST POINTS — HOME

1. 138 vs. Baptist, 1976-77
2. 134 vs. Valdosta State, 1971-72
3. 133 vs. Central Florida, 1988-89
4. 125 vs. South Dakota, 1970-71
5. 122 vs. Miami, 1967-68
122 vs. Clemson, 1969-70
122 vs. Samford, 1970-71

MOST POINTS — AWAY

1. 123 at Tampa, 1961-62
2. 121 at Pepperdine, 1969-70
3. 116 at Tampa, 1960-61
4. 112 at Miami, 1969-70
5. 111 at Miami, 1968-69

MOST POINTS — NEUTRAL

1. 130 vs. LSU, 1967-68
2. 117 vs. Southern Mississippi, 1970-71
3. 112 vs. Arkansas, 1988-89
4. 108 vs. Furman, 1956-57
5. 108 vs. Tulane, 1969-70

MOST POINTS — BOTH TEAMS

1. 230 — FSU 130, LSU, 100, 1967-68
2. 222 — Jacksonville 114, FSU 108, 1970-71
3. 220 — FSU 114, Miami 106, 1970-71
4. 219 — FSU 117, USM 102, 1986-87
219 — Georgia Tech 111, FSU, 108, 1998-99

HIGHEST MARGIN OF VICTORY

1. 69 — FSU 134, Valdosta, 65, 1971-72
2. 67 — FSU 139, Baptist 72, 1976-77
3. 64 — FSU 121, Tampa, 57, 1965-66
4. 60 — FSU 125, South Dakota 65, 70-71
5. 58 — FSU 108, Georgia Tech 50, 71-72

MOST POINTS ALLOWED

1. 115 at North Carolina, 1965-66
2. 114 at Jacksonville, 1970-71
3. 113 at Jacksonville, 1973-74
4. 112 at Miami (Fla.), 1965-66
5. 110 vs. Beloit, 1954-55
110 at Miami, 1966-67

FEWEST POINTS ALLOWED

1. 21 vs. Mississippi College, 1948-49
2. 24 vs. Mississippi College, 1949-50
3. 27 vs. Troy State, 1949-50
4. 34 vs. Samford, 1972-73
34 vs. Memphis State, 1978-79
34 vs. Alabama A&M, 2009-10

FIELD GOALS MADE

1. 56 vs. Baptist, 1976-77
2. 55 vs. Valdosta State, 1971-72
3. 54 vs. South Dakota, 1970-71
54 vs. Samford, 1970-71
5. 53 vs. Valdosta, 1968-69
53 vs. Central Florida, 1988-89

FIELD GOALS ATTEMPTED

1. 120 vs. Beloit College, 1954-55
2. 115 vs. LSU, 1965-66
3. 111 vs. Valdosta, 1968-69
4. 110 vs. Valdosta, 1971-72
5. 109 vs. Valdosta, 1970-71

FIELD GOAL PERCENTAGE

1. .727 vs. Minnesota (48-66), 1979-80
2. .724 vs. Georgia Southern (42-58), 75-76
3. .717 vs. Biscayne (43-60), 1975-76
.717 vs. UNC Asheville (43-60), 1991-92
5. .709 vs. St. Joseph's (32-46), 1984-85

FREE THROWS MADE

1. 42 vs. Cincinnati, 1988-89
2. 39 vs. Florida Atlantic, 1993-94
3. 38 vs. Stetson, 1956-57
4. 37 vs. Marquette, 1980-81
5. 36 vs. Georgia, 1957-58

FREE THROWS ATTEMPTED

1. 53 vs. Stetson, 1957-58
2. 52 vs. Arkansas, 1988-89
52 vs. Cincinnati, 1988-89
4. 49 vs. Miami, 1989-90
5. 48 vs. Georgia, 1957-58
48 vs. Florida International, 1987-88

FREE THROW PCT. (MINIMUM 10 ATTEMPTS)

1. 1.000 vs. Wake Forest (11-11), 1996-97
1.000 vs. Wake Forest (11-11), 2002-03
1.000 vs. Maryland (10-10), 2007-08
1.000 vs. Akron (10-10), 2007-08
5. .952 vs. Duquesne (20-21), 1964-65

THREE-POINT FG MADE

1. 20 vs. Maine, 2007-08
2. 17 at Stetson, 2003-04
3. 16 vs. Maryland, 2013-14
4. 15 at North Carolina, 2003-04
15 at Wichita State, 2003-04

THREE-POINT FG ATTEMPTED

1. 39 at Wichita State, 2003-04
2. 37 at North Carolina, 2003-04
37 vs. Butler, 2005-06
4. 35 vs. Maine, 2007-08
5. 34 vs. Maryland, 1994-95

3-POINT FG PERCENTAGE

1. .800 (8-10) vs. Memphis State, 1987-88
2. .700 (7-10) vs. Duke, 2000-01
3. .692 (9-13) vs. Jacksonville, 1999-00
.692 (9-13) vs. Alabama A&M (2009-10)
5. .668 (11-16) vs. Georgetown, 2013-14

REBOUNDS

1. 84 vs. LSU, 1967-68
2. 82 vs. Valdosta, 1970-71
3. 76 vs. Georgetown, 1969-70
76 vs. Wisconsin-Milwaukee, 1970-71
5. 72 vs. Valdosta, 1968-69

STEALS

1. 21 vs. Tulane, 1984-85
2. 19 vs. Tulane, 1977-78
19 vs. Rice, 1996-97
19 vs. Butler, 1996-97
5. 18 vs. Saint Leo, 1981-82
18 vs. NC State, 1995-96
18 vs. Nicholls State, 2003-04
18 vs. Nicholls State, 2007-08

BLOCKED SHOTS

1. 15 vs. Florida Atlantic, 1994-95
15 at Virginia Tech, 2011-12
15 vs. USF, 2014-15
3. 14 vs. Maryland, 1994-95
14 vs. South Alabama, 2011-12
5. 13 vs. UNC Greensboro, 1993-94
13 at Mercer, 2009-10
13 at Maryland, 2012-13
8. 12 vs. Memphis State, 1990-91
12 vs. Jacksonville, 1992-93
12 vs. Bethune-Cookman, 1993-94
12 vs. Connecticut, 1997-98
12 vs. Mercer, 2002-03
12 vs. Charleston Southern, 2008-09
12 vs. Iona, 2009-10
12 vs. Buffalo, 2012-13
12 vs. UMass, 2013-14

ASSISTS

1. 36 vs. Baptist College, 1976-77
2. 34 vs. Valdosta, 1971-72
3. 32 vs. Eastern Kentucky, 1971-72
32 vs. Cal State Bakersfield, 1973-74
5. 31 vs. South Dakota, 1970-71
31 vs. South Alabama, 1971-72

MOST FOULS


1. 36 vs. NC State, 1995-96
2. 35 vs. Florida, 1964-65
3. 34 vs. Memphis State, 1959-60
4. 33 vs. Vanderbilt, 1986-87
5. 32 vs. Alabama, 1964-65
32 vs. Florida, 1967-68
32 vs. Missouri, 1976-77
32 vs. San Diego State, 1982-83
32 vs. Iowa, 1987-88

FEWEST FOULS

1. 7 vs. Connecticut, 1972-73
2. 8 vs. Southern Mississippi, 1990-91
3. 9 vs. Stetson, 1971-72
9 vs. Louisville, 1984-85
9 vs. Radford, 1995-96
9 vs. Marist, 1996-97



Tharon Mayes led Florida State with a 23.3 points per game scoring average during the 1990 season. Xavier Rathman-Mayes, his son, led the Seminoles with a 14.9 points per game scoring average in 2014-15. Tharon and Xavier are the only father-son duo to both lead an ACC in scoring in a single season.



David Thompson, the 21st all-time leading scorer in school history, was the Seminoles' leading scorer on Florida State's 1976-77 team that scored a school record 138 points against Baptist College on February 5, 1977.



SEASON TEAM RECORDS

SEASON

MOST POINTS

1.	3,020	1992-93 (35 Games)
2.	2,781	1971-72 (32 Games)
3.	2,739	1988-89 (30 Games)
4.	2,607	2006-07 (35 Games)
5.	2,565	1991-92 (32 Games)

MOST POINTS PER GAME

1.	91.7	1969-70 (26 Games)
2.	91.5	1970-71 (26 Games)
3.	91.3	1988-89 (30 Games)
4.	90.3	1967-68 (27 Games)
5.	88.3	1954-55 (26 Games)

FEWEST POINTS ALLOWED

1.	1,427	1949-50 (25 Games)
2.	1,567	1961-62 (23 Games)
3.	1,595	1951-52 (23 Games)
4.	1,678	1952-53 (22 Games)
5.	1,680	1962-63 (25 Games)

FEWEST POINTS ALLOWED PER GAME

1.	57.1	1949-50 (25 Games)
2.	60.4	2009-10 (32 Games)
3.	62.0	2010-11 (34 Games)
4.	62.9	2011-12 (35 Games)
5.	63.6	1950-51 (27 Games)

HIGHEST MARGIN OF VICTORY

1.	16.5	1969-70 (26 Games)
2.	15.5	1971-72 (32 Games)
3.	15.0	1975-76 (27 Games)
4.	11.9	1967-68 (27 Games)
5.	11.4	1974-75 (26 Games)

FIELD GOALS MADE

1.	1,145	1992-93 (35 Games)
2.	1,110	1971-72 (32 Games)
3.	999	1988-89 (30 Games)
4.	990	1970-71 (26 Games)
5.	986	1977-78 (29 Games)

FIELD GOALS ATTEMPTED

1.	2,372	1971-72 (32 Games)
2.	2,315	1992-93 (35 Games)
3.	2,164	1954-55 (26 Games)
4.	2,082	1970-71 (26 Games)
5.	2,055	1973-74 (26 Games)

FIELD GOAL PERCENTAGE

1.	.532	1979-80 (31 Games)
2.	.529	1983-84 (31 Games)
3.	.512	1961-62 (23 Games)
4.	.510	1978-79 (29 Games)
5.	.509	1984-85 (29 Games)

FREE THROWS MADE

1.	707	1954-55 (26 Games)
2.	617	2013-14 (36 Games)
3.	561	1971-72 (32 Games)
4.	560	1988-89 (30 Games)
5.	543	1956-57 (26 Games)
	543	1992-93 (35 Games)

FREE THROWS ATTEMPTED

1.	982	1954-55 (26 Games)
2.	855	2013-14 (36 Games)
3.	809	1990-91 (32 Games)
4.	807	1992-93 (35 Games)
5.	800	1971-72 (32 Games)

FREE THROW PERCENTAGE

1.	.773	2007-08 (34 Games)
2.	.755	2006-07 (35 Games)
3.	.735	2012-13 (34 Games)
4.	.729	1967-68 (27 Games)
5.	.727	1963-64 (28 Games)
	.727	1988-89 (25 Games)

THREE-POINT FG MADE

1.	296	2003-04 (33 Games)
2.	237	2006-07 (35 Games)
3.	234	2007-08 (34 Games)
4.	216	2008-09 (35 Games)
	216	2011-12 (35 Games)

THREE-POINT FG ATTEMPTED

1.	788	2003-04 (33 Games)
2.	665	2007-08 (34 Games)
3.	634	2010-11 (34 Games)
4.	631	2008-09 (35 Games)
5.	624	2006-07 (35 Games)

3-POINT FG PERCENTAGE

1.	.437	1987-88 (30 Games)
2.	.416	1986-87 (30 Games)
3.	.380	2006-07 (35 Games)
	.380	2013-14 (36 Games)
5.	.376	2003-04 (33 Games)
	.376	2005-06 (31 Games)

REBOUNDS

1.	1,608	1971-72 (32 Games)
2.	1,451	1969-70 (26 Games)
3.	1,422	1954-55 (26 Games)
4.	1,388	1967-68 (27 Games)
	1,388	1970-71 (26 Games)

REBOUNDS PER GAME

1.	55.4	1969-70 (26 Games)
2.	54.6	1954-55 (26 Games)
3.	53.4	1970-71 (26 Games)
4.	52.2	1959-60 (25 Games)
5.	52.0	1958-59 (23 Games)

STEALS

1.	322	1992-93 (35 Games)
2.	291	2003-04 (33 Games)
3.	290	1991-92 (32 Games)
4.	290	2007-08 (34 Games)
5.	289	2008-09 (35 Games)

BLOCKED SHOTS

1.	210	1992-93 (35 Games)
2.	213	2011-12 (35 Games)
3.	203	2010-11 (34 Games)
4.	202	2008-09 (35 Games)
5.	200	2009-10 (32 Games)

ASSISTS


1.	634	1971-72 (33 Games)
2.	568	1851-52 (25 Games)
3.	534	1983-84 (31 Games)
4.	513	1972-73 (26 Games)
5.	499	1970-71 (26 Games)

MOST FOULS


1.	657	2008-09 (35 Games)
2.	653	2011-12 (35 Games)
3.	651	2010-11 (34 Games)
4.	650	2013-14 (36 Games)
5.	637	1978-79 (29 Games)

FEWEST FOULS

1.	383	1961-62 (23 Games)
2.	436	1968-69 (26 Games)
3.	451	1960-61 (24 Games)
4.	452	1972-73 (26 Games)
5.	462	1970-71 (26 Games)



Otto Petty's single-game school record 16 assists in a Seminole victory in 1972 were part of a school-record 634 assists the FSU team handed out during their run to the national championship game.



Sam Cassell was one of four Seminoles who averaged double figure scoring on Florida State's 1992-93 team – the highest scoring squad in school history.



MISCELLANEOUS RECORDS

MISCELLANEOUS RECORDS

SINGLE GAME

Largest Winning Margin on the Road – 41 vs. Jacksonville (106-65), 1967-68
Largest Winning Margin at Home – 69 vs. Valdosta State (134-65), 1971-72
Most Points Scored in First Half – 70 vs. Pepperdine (121-83), 1969-70
Most Points Scored in Second Half – 78 vs. LSU (130-100), 1967-68
Fewest Points Allowed at Home – 21 vs. Mississippi College (53-21), 1948-49
Fewest Points Allowed on the Road – 34 vs. Samford (47-34), 1972-73
Fewest Points Allowed at a Neutral Site – 42 vs. Chicago State (47-42), 2003-04
Most Points Allowed at Home – 111 vs. Georgia Tech (111-108 2OT), 1998-99
Most Points Allowed on the Road – 115 vs. North Carolina (115-80), 1965-66
Most Points Allowed at a Neutral Site – 110 vs. Beloit (110-88), 1954-55
Fewest Points Scored at Home – 35 vs. Sewanee (43-35), 1948-49
Fewest Points Scored on the Road – 30 vs. Florida (50-30), 1966-67
Fewest Points Scored at a Neutral Site – 41 vs. Harvard (41-46), 2011-12
Highest Field Goal Percentage – .727 vs. Minnesota (48-of-66), 1979-80
Highest Field Goal Percentage in a Half – .826 vs. South Florida (19-of-23), 1998-99

SEASON

Most Games Played – 36, 2013-14
Fewest Games Played – 18, 1947-48
Most Victories – 27, 1971-72
Longest Winning Streak – 11, 1969-70

Longest Winning Streak at Home – 29, 1974-75
Longest Winning Streak on the Road – 7, 1949-51; 1954-55
Fewest Defeats – 3, 1969-70
Highest Winning Percentage – .885 (23-3), 1969-70
Most 100-Point Games – 11, 1988-89
Fewest Victories – 5, 1947-48; 1951-52
Most Points Allowed Per Game – 81.9 (23 games), 1959-60
Longest Losing Streak – 13, 1947-48
Longest Losing Streak at Home – 4, 1956-57; 2004-05
Longest Losing Streak on the Road – 25, 1956-59
Fewest Points – 850 (18 games), 1947-48
Fewest Points Per Game – 47.2 (18 games), 1947-48
Most Points Allowed –
 2422 (30 games), 1988-89; 2429 (32 games), 1990-91;
 2788 (35 games), 1992-93
Lowest Winning Percentage – .200 (5-20), 1951-52
Highest Field Goal Percentage – .532 (964-1811), 1979-80
Highest Free Throw Percentage – .773 (529-684), 2007-08
Lowest Field Goal Percentage – .203, 1951-52
Lowest Free Throw Percentage – .586 (406-of-693), 1950-51
Fewest Personal Fouls – 383 (23 games), 1961-62
Most Personal Fouls – 657 (35 games), 2008-09

TUCKER CENTER RECORDS

INDIVIDUAL

Points – 40, Pee Wee Barber vs. Miami, Feb. 26, 1987
Points (Half) – 27, Al Thornton vs. Virginia Tech, Jan. 17, 2007
Points By Opponent – 38, Terry Dozier (South Carolina), Jan. 21, 1987
Field Goals – 16, Alton Lee Gipson vs. Tampa, Nov. 26, 1984
Field Goals By Opponent – 16, Dell Curry (Virginia Tech), Feb. 24, 1986
Free Throws Attempted – 17, Chuck Graham vs. Jacksonville, Nov. 26, 1991;
 17, Sam Cassell vs. Jacksonville, Nov. 26, 1991
Free Throws Attempted By Opponent – 16, Elliot Perry (Memphis State), Feb. 1, 1989
Free Throws Made – 16, Bob Sura vs. South Florida, Nov. 29, 1994
Free Throws Made By Opponent – 15, Elliot Perry (Memphis State), Feb. 1, 1989
Free Throw Percentage –
 100% (8-8), Michael Johnson vs. Louisville, Jan. 30, 1982;
 100% (14-14), Doug Edwards vs. Clemson, Feb. 8, 1992;
 100% (11-11), Nick Bryant vs. Florida Atlantic, Dec. 1, 1993;
 100% (16-16), Bob Sura vs. South Florida, Nov. 29, 1994;
 100% (7-7), Ron Hale vs. NC State, Jan. 23, 1999;
 100% (9-9), Ron Hale vs. Georgia Tech, Feb. 11, 1999;
 100% (8-8), Antwan Dixon vs. Virginia, Feb. 26, 2000;
 100% (6-6), Monte Cummings vs. Furman, Dec. 4, 2000;
 100% (6-6), Monte Cummings vs. North Carolina, Jan. 20, 2001;
 100% (6-6), Antwan Dixon vs. Wake Forest, Feb. 10, 2001;
 100% (6-6), J.D. Bracy vs. Maryland, Feb. 27, 2002;
 100% (8-8), Tim Pickett vs. Virginia, March 1, 2003;
 100% (6-6), Al Thornton vs. SMU, Nov. 14, 2007;
 100% (11-11), Uche Echefu vs. La Salle, Jan. 5, 2008;
 100% (8-8), Isaiiah Swann vs. Georgia Southern, Nov. 12, 2007;
 100% (8-8), Ralph Mims vs. Clemson, Feb. 19, 2008;
 100% (6-6), Ralph Mims vs. Boston College, Feb. 23, 2008;
 100% (6-6), Julian Vaughn vs. Georgia Southern, Nov. 12, 2007;
 100% (6-6), Jason Rich vs. Georgia Southern, Nov. 12, 2007
 100% (6-6), Toney Douglas vs. Virginia Tech, March 8, 2009
 100% (6-6), Toney Douglas vs. Coastal Carolina, Nov. 22, 2009
 100% (6-6), Uche Echefu vs. Duke, Jan. 10, 2009
 100% (6-6), Xavier Gibson vs. Auburn, Dec. 17, 2009
 100% (6-6), Solomon Alabi vs. Georgia Tech, Jan. 24, 2010
 100% (6-6), Michael Snaer vs. Wake Forest, March 3, 2010
 100% (10-10), Michael Snaer vs. Auburn, Jan. 4, 2012
 100% (7-7), Ian Miller vs. Tennessee-Martin, Nov. 17, 2013
 100% (8-8), Aaron Thomas vs. Massachusetts, Dec. 21, 2013
 100% (6-6), Aaron Thomas vs. Notre Dame, Jan. 21, 2014
 100% (9-9), Okaro White vs. Virginia Tech, Feb. 5, 2014
 100% (6-6), Aaron Thomas vs. Syracuse, March 9, 2014
 100% (8-8), Xavier Rathan-Mayes vs. Stetson, Dec. 22, 2014
 100% (6-6), Boris Bojanovsky vs. Pitt, March 7, 2015

Free Throw Percentage By Opponent –

100% (9-9), Ronnie Williams (Florida), Jan. 11, 1982;
 100% (6-6), Kris Hunter (Jacksonville), Dec. 17, 2000;
 100% (6-6), Jack McClinton (Miami), March 8, 2008
 100% (10-10), Jilius Mays (NC State), Jan. 12, 2010
 100% (7-7), C.J. Harris (Wake Forest), March 3, 2010
 100% (6-6), Greivas Vasquez (Maryland), Feb. 4, 2010
 100% (7-7), Myles Taylor, Tennessee-Martin, Nov. 17, 2013

100% (11-11), Robert Carter Jr., Georgia Tech, March 2, 2014
 100% (8-8), Markel Starks, Georgetown, March 24, 2014
 100% (8-8), Kenneth Smith, Louisiana Tech, March 26, 2014
 100% (6-6), Devin Thomas, Wake Forest, Jan. 28, 2015
Rebounds – 21, Tat Hunter vs. Virginia Tech, March 1, 1989;
 21, Michael Polite vs. Texas Southern, Nov. 29, 1991
Rebounds By Opponent – 20, Mike Hackett (Jacksonville), Dec. 9, 1981
Assists – 16, Tony William vs. Jacksonville, Feb. 12, 1983
Assists By Opponent – 14, Kenny Siler (So. Miss.), Jan. 18, 1986
TEAM
Points – 133 vs. Central Florida, Nov. 25, 1988
Points By Opponent – 109, Arkansas, Jan. 21, 1991
Points (Half) – 68 vs. Louisville, Feb. 7, 1987
Fewest Points – 47 vs. Florida, Dec. 5, 2012
Fewest Points By Opponent – 34, Alabama A&M, Dec. 31, 2009
Fewest Points (Half) – 15 vs. Florida, Dec. 5, 2012 (1st)
Fewest Points By Opponent (Half) –
 10, Jacksonville, Dec. 6, 1997
 10, Stetson, Nov. 18, 2009
 10, Alabama A&M, Dec. 31, 2009
 9, Hardford, Dec. 5, 2010
Combined Score –
 219, Florida State 117, Southern Miss. 102, Feb. 28, 1987;
 219, Georgia Tech 111, Florida State 108, 2OT, Feb. 11, 1999
Personal Fouls – 30 vs. Georgia Tech, Feb. 11, 1999
Personal Fouls By Opponents – 33, Jacksonville, Nov. 26, 1992
Lowest Combined Personal Fouls –
 25 vs. Georgia Tech, Feb. 15, 1992;
 25 vs. Georgia Tech, March 2, 1994;
 25 vs. South Carolina, March 21, 2006
Fewest Personal Fouls – 8 vs. Southern Miss., Feb. 26, 1991
Fewest Personal Fouls By Opponent –
 9 vs. Tulane, Feb. 20, 1984;
 9 vs. North Carolina, Jan. 6, 1999
Field Goal Percentage – 71.9 vs. UNC-Asheville, Jan. 2, 1992
Field Goal Percentage By Opponent – 64.0 vs. Southern Miss., Jan. 18, 1986
Field Goals – 53 vs. Central Florida, Nov. 25, 1988
Field Goals By Opponent – 43, Southern Miss., Jan. 18, 1986
Free Throws Attempted – 52 vs. Cincinnati, Jan. 21, 1989
Free Throws Attempted By Opponent – 41, Florida International, Dec. 12, 2004
Fewest Free Throws Attempted – 2 vs. North Carolina, Jan. 6, 1999
Fewest Free Throws Attempted By Opponent – 4 by Elon, Nov. 23, 2001
Free Throws – 42 vs. Cincinnati, Jan. 21, 1989
Free Throws By Opponent – 29, Florida International, Dec. 12, 2004
Fewest Free Throws – 1 vs. North Carolina, Jan. 6, 1999
Fewest Free Throws By Opponent – 3, Georgia Tech, Feb. 15, 1992
Rebounds – 65 vs. Texas Southern, Nov. 27, 1990
Rebounds By Opponents – 48 vs. Duke, Feb. 17, 1999
Home Attendance – 145,189 (17 Games, 2011-12)
Home Average Attendance – 9,191 (15 games), 1992-93
Largest Crowd – 13,610 vs. Duke, Jan. 30, 1992
Winning Streak – 11, 1986-87, 1987-88



YEAR-BY-YEAR RESULTS

YEAR	OVERALL			FINAL AP RANK	AFFILIATION	-----CONFERENCE-----				---CONFERENCE TOURNAMENT---				COACH	POSTSEASON
	WIN	LOSS	PCT.			WIN	LOSS	PCT.	FINISH	WIN	LOSS	PCT.	FINISH		
1947-48	5	13	.277		independent	—	—	—	—	—	—	—	—	Don Loucks	
1948-49	12	12	.500		independent	—	—	—	—	—	—	—	—	J.K. Kennedy	
1949-50	15	10	.600		Dixie	6	3	.667	—	0	1	.000	First Round	J.K. Kennedy	
1950-51	18	9	.667		Dixie	7	0	1.000	1st	0	1	.000	First Round	J.K. Kennedy	NAIB (3-1)
1951-52	5	20	.200		independent	—	—	—	—	—	—	—	—	J.K. Kennedy	
1952-53	11	11	.500		independent	—	—	—	—	—	—	—	—	J.K. Kennedy	
1953-54	13	7	.619		independent	—	—	—	—	—	—	—	—	J.K. Kennedy	
1954-55	22	4	.846		Fla. Intercollegiate	10	0	1.000	1st	1	0	1.000	Champions	J.K. Kennedy	
1955-56	16	9	.640		Fla. Intercollegiate	9	1	.900	1st	0	1	.000	First Round	J.K. Kennedy	
1956-57	9	17	.346		Fla. Intercollegiate	5	5	.500	—	—	—	—	—	J.K. Kennedy	
1957-58	9	16	.360		independent	—	—	—	—	—	—	—	—	J.K. Kennedy	
1958-59	8	15	.347		independent	—	—	—	—	—	—	—	—	J.K. Kennedy	
1959-60	10	15	.400		independent	—	—	—	—	—	—	—	—	J.K. Kennedy	
1960-61	14	10	.583		independent	—	—	—	—	—	—	—	—	J.K. Kennedy	
1961-62	15	8	.651		independent	—	—	—	—	—	—	—	—	J.K. Kennedy	
1962-63	15	10	.600		independent	—	—	—	—	—	—	—	—	J.K. Kennedy	
1963-64	11	14	.400		independent	—	—	—	—	—	—	—	—	J.K. Kennedy	
1964-65	16	10	.615		independent	—	—	—	—	—	—	—	—	J.K. Kennedy	
1965-66	15	11	.577		independent	—	—	—	—	—	—	—	—	J.K. Kennedy	
1966-67	11	15	.423		independent	—	—	—	—	—	—	—	—	Hugh Durham	
1967-68	19	8	.704		independent	—	—	—	—	—	—	—	—	Hugh Durham	NCAA (0-1)
1968-69	18	8	.692		independent	—	—	—	—	—	—	—	—	Hugh Durham	
1969-70	23	3	.885	10	independent	—	—	—	—	—	—	—	—	Hugh Durham	
1970-71	17	9	.654		independent	—	—	—	—	—	—	—	—	Hugh Durham	
1971-72	27	6	.818	10	independent	—	—	—	—	—	—	—	—	Hugh Durham	NCAA Finals (4-1)
1972-73	18	8	.692		independent	—	—	—	—	—	—	—	—	Hugh Durham	
1973-74	18	8	.692		independent	—	—	—	—	—	—	—	—	Hugh Durham	
1974-75	18	8	.692		independent	—	—	—	—	—	—	—	—	Hugh Durham	
1975-76	21	6	.778		independent	—	—	—	—	—	—	—	—	Hugh Durham	
1976-77	16	11	.593		Metro	5	7	.417	5th	0	1	.000	First Round	Hugh Durham	
1977-78	23	6	.793	15	Metro	11	1	.917	1st	1	1	.500	Finals	Hugh Durham	NCAA (0-1)
1978-79	19	10	.655		Metro	7	3	.700	3rd	2	1	.667	Finals	Joe Williams	
1979-80	22	9	.710		Metro	7	5	.583	4th	2	1	.667	Finals	Joe Williams	NCAA (1-1)
1980-81	17	11	.607		Metro	7	5	.583	2nd	1	1	.500	Semifinals	Joe Williams	
1981-82	11	17	.392		Metro	4	8	.333	6th	1	1	.500	Semifinals	Joe Williams	
1982-83	14	14	.500		Metro	5	7	.417	5th	0	1	.000	Semifinals	Joe Williams	
1983-84	20	11	.645		Metro	9	5	.643	3rd	1	1	.500	Semifinals	Joe Williams	NIT (1-1)
1984-85	14	16	.467		Metro	4	10	.286	7th	2	1	.667	Finals	Joe Williams	
1985-86	12	17	.414		Metro	4	10	.286	7th	1	1	.500	Semifinals	Joe Williams	
1986-87	19	11	.633		Metro	3	9	.250	6th	0	1	.000	First Round	Pat Kennedy	NIT (1-1)
1987-88	19	11	.633		Metro	8	6	.571	2nd	1	1	.500	Semifinals	Pat Kennedy	NCAA (0-1)
1988-89	22	8	.733	16	Metro	10	4	.714	2nd	1	1	.500	Finals	Pat Kennedy	NCAA (0-1)
1989-90	16	15	.516		Metro	6	9	.400	5th	0	1	.000	First Round	Pat Kennedy	
1990-91	21	11	.592		Metro	12	5	.706	2nd	3	0	1.000	Champions	Pat Kennedy	NCAA (1-1)
1991-92	22	10	.687	20	ACC	11	5	.688	2nd	1	1	.500	Semifinals	Pat Kennedy	NCAA Sweet 16 (2-1)
1992-93	25	10	.714	11	ACC	12	4	.750	2nd	0	1	.000	Quarterfinals	Pat Kennedy	NCAA Elite 8 (3-1)
1993-94	13	14	.481		ACC	6	10	.375	T7th	0	1	.000	Quarterfinals	Pat Kennedy	
1994-95	12	15	.444		ACC	5	11	.313	T6th	0	1	.000	Quarterfinals	Pat Kennedy	
1995-96	13	14	.481		ACC	5	11	.313	8th	0	1	.000	First Round	Pat Kennedy	
1996-97	20	12	.625		ACC	6	10	.375	7th	0	1	.000	Quarterfinals	Pat Kennedy	NIT Finals (4-1)
1997-98	18	14	.563		ACC	6	10	.375	T6th	0	1	.000	First Round	Steve Robinson	NCAA (1-1)
1998-99	13	17	.433		ACC	5	11	.313	T7th	1	1	.500	Quarterfinals	Steve Robinson	
1999-00	12	17	.414		ACC	6	10	.375	T6th	1	1	.500	Quarterfinals	Steve Robinson	
2000-01	9	21	.300		ACC	4	12	.333	8th	0	1	.000	First Round	Steve Robinson	
2001-02	12	17	.414		ACC	4	12	.333	T7th	1	1	.500	Quarterfinals	Steve Robinson	
2002-03	14	15	.483		ACC	4	12	.333	9th	1	1	.500	Quarterfinals	Leonard Hamilton	
2003-04	19	14	.576		ACC	6	10	.375	T7th	0	1	.000	Quarterfinals	Leonard Hamilton	NIT (1-1)
2004-05	12	19	.387		ACC	4	12	.250	T10th	0	1	.000	First Round	Leonard Hamilton	
2005-06	20	10	.667		ACC	9	7	.563	5th	0	1	.000	First Round	Leonard Hamilton	NIT (1-1)
2006-07	22	13	.629		ACC	7	9	.438	T8th	1	1	.500	Quarterfinals	Leonard Hamilton	NIT (1-1)
2007-08	19	15	.559		ACC	7	9	.438	T7th	1	1	.500	Quarterfinals	Leonard Hamilton	NIT (0-1)
2008-09	25	10	.714	22	ACC	10	6	.625	4th	2	1	.667	Champ. Game	Leonard Hamilton	NCAA (0-1)
2009-10	22	10	.688		ACC	10	6	.625	T3rd	0	1	.000	Quarterfinals	Leonard Hamilton	NCAA (0-1)
2010-11	23	11	.676	19	ACC	11	5	.688	3rd	0	1	.000	Quarterfinals	Leonard Hamilton	NCAA (2-1)
2011-12	25	10	.714	10	ACC	12	4	.750	3rd	3	0	1.000	Champions	Leonard Hamilton	NCAA (1-1)
2012-13	18	16	.529		ACC	9	9	.500	6th	1	1	.500	Quarterfinals	Leonard Hamilton	NIT (0-1)
2013-14	24	14	.583		ACC	9	9	.500	T7th	1	1	.500	Quarterfinals	Leonard Hamilton	NIT (3-1)
2014-15	17	16	.515		ACC	8	10	.444	T9th	1	1	.500	Quarterfinals	Leonard Hamilton	

Note - Florida State was a member of the Metro Conference from 1976-77 through 1990-91.

Note - Florida State joined the Atlantic Coast Conference to begin the 1991-92 season.




YEAR-BY-YEAR TEAM STATS

YEAR	G	FGM-FGA	PCT.	3FGM-3FGA	PCT.	FTM-FTA	PCT.	O-D-REB	AVG.	PF	AST	TO	BL	ST	PTS-AVG.
1947-48	18	312-NA				226-NA									850-47.2
	18	368-NA				242-NA									978-54.3
1948-49	24	487-NA				251-NA									1225-51.0
	24	449-NA	NA			316-NA	NA				NA				1214-50.6
1949-50	25	588-NA				316-NA									1492-59.7
	25	502-NA				423-NA									1427-57.1
1950-51	27	693-NA				406-NA									1792-66.4
	27	639-NA				436-NA		NA	NA	NA					1714-63.5
1951-52	25	585-1925	.304			301-505	.596				658				1471-58.8
	25	663-NA				417-NA									1743-69.7
1952-53	22	599-1764	.339			449-694	.690				462				1647-74.9
	22	621-1717	.362			436-725	.601				439				1678-76.3
1953-54	20	534-NA				437-NA									1505-75.3
	20	520-NA				408-NA									1448-72.4
1954-55	26	794-2164	.367			707-982	.720	1422	54.6	522					2295-88.3
	26	756-2059	.367			539-826	.653	1061	40.8	578					2051-78.9
1955-56	25	667-1648	.405			689-947	.728	1129	45.1	497					2023-80.9
	25	710-1703	.417			494-799	.618	1188	47.5	554					1914-76.5
1956-57	26	704-1862	.378			543-799	.680	1091	42.0	496					1951-75.1
	26	763-1981	.385			545-805	.677	1246	47.9	482					2061-79.3
1957-58	25	621-1853	.335			447-622	.719	1247	49.9	494					1689-67.6
	25	697-1766	.395			454-689	.659	1352	54.1	448					1848-73.9
1958-59	23	667-1758	.379			436-646	.675	1195	52.0	486					1770-77.0
	23	698-1684	.415			479-699	.685	1312	57.1	455					1875-81.5
1959-60	25	730-1883	.388			468-713	.656	1305	52.2	547					1928-77.1
	25	719-1683	.427			512-783	.654	1328	53.1	505		NA			1950-78.0
1960-61	24	672-1467	.458			442-634	.697	1054	43.9	451					1786-74.4
	24	629-1501	.419			411-629	.653	1023	42.6	467					1669-69.5
1961-62	23	709-1386	.512			363-525	.691	897	39.0	383	NA				1781-77.4
	23	615-1458	.422			337-482	.699	930	40.4	430					1567-68.1
1962-63	25	707-1513	.467			330-517	.638	1047	41.9	488			NA	NA	1744-69.8
	25	599-1434	.418			482-678	.717	977	39.1	421					1680-67.2
1963-64	25	724-1583	.457			387-532	.727	975	39.0	471					1835-73.4
	25	686-1561	.457			387-532	.727	975	39.0	471					1838-73.4
1964-65	26	697-1574	.443			425-593	.717	1058	40.7	520					1819-70.0
	26	629-1444	.436			505-704	.717	1001	38.5	490					1763-67.8
1965-66	26	696-1588	.438			505-720	.701	1109	42.7	553					1897-73.0
	26	647-1462	.443			483-714	.677	991	38.1	542					1777-68.4
1966-67	26	721-1596	.452			402-581	.692	1037	39.9	533					1844-70.9
	26	725-1634	.444			486-702	.692	1200	46.2	455					1936-75.5
1967-68	27	956-1960	.488	NA	NA	526-722	.729	1388	51.4	561					2438-90.3
	27	793-1911	.415			532-736	.723	1134	42.0	534					2118-78.4
1968-69	26	925-1965	.471			412-633	.651	1336	51.4	436					2260-86.9
	26	774-1708	.453			498-688	.724	1039	40.0	308					2056-79.1
1969-70	26	939-1950	.482			507-705	.719	1209	46.5	517	411				2385-91.7
	26	743-1837	.405			469-687	.683	1312	50.5	508	296				1955-75.2
1970-71	26	990-2082	.476			400-592	.676	1388	53.4	462	499				2380-91.5
	26	842-1943	.433			401-612	.655	1208	46.5	534	384				2085-80.2
1971-72	33	1110-2372	.468			561-800	.701	1608	48.7	564	634				2781-84.3
	33	904-2153	.420			478-722	.662	1386	42.0	597	470				2286-69.3
1972-73	26	938-1886	.497			244-401	.609	1250	48.1	452	513				2120-81.5
	26	779-1817	.429			302-427	.707	1022	39.3	443	367				1860-71.5
1973-74	26	971-2055	.473			347-491	.707	1230	47.3	509	436	478			2289-88.0
	26	856-1903	.450			333-487	.684	1100	42.3	544	342	539			2045-78.7
1974-75	26	932-1858	.502			294-456	.645	1099	42.3	517	425	472			2158-83.0
	26	766-1732	.442			330-474	.696	1019	39.2	521	335	548			1862-71.6
1975-76	27	956-1949	.491			350-507	.690	1168	43.3	585	459	462			2264-83.9
	27	751-1668	.450			360-540	.667	980	36.3	538	361	552			1862-69.0
1976-77	27	945-1888	.501			361-547	.660	1058	39.2	580	439	489			2251-83.4
	27	839-1735	.484			405-563	.719	1029	38.1	559	381	547			2083-77.2
1977-78	29	986-1957	.504			444-683	.650	1161	40.0	576	408	451	67	276	2416-83.3
	29	861-1875	.459			368-532	.692	1045	36.0	621	282	544	75	191	2090-72.1
1978-79	29	882-1728	.510			461-672	.686	1022	35.2	637	379	407	61	223	2225-76.7
	29	829-1656	.501			476-674	.706	889	30.7	626	316	512	84	193	2134-73.6
1979-80	31	964-1811	.532			529-772	.685	1021	32.9	556	471	496	90	204	2461-79.4
	31	968-1942	.499			383-559	.685	1018	32.8	669	405	499	99	234	2319-74.8
1980-81	28	772-1578	.489			525-766	.685	1028	36.7	603	287	402	98	190	2069-73.9
	28	770-1675	.460			457-654	.699	956	34.1	661	323	424	72	208	1993-71.2
1981-82	28	850-1740	.489			368-548	.672	967	34.5	570	328	484	45	210	2068-73.9
	28	851-1662	.512			418-623	.671	936	33.4	540	407	452	84	191	2120-75.7
1982-83	28	826-1716	.481			470-653	.720	958	34.2	602	353	448	43	237	2122-75.8
	28	845-1665	.508			473-656	.721	954	34.1	597	374	481	73	182	2163-77.3
1983-84	31	936-1769	.529			426-630	.676	999	32.2	569	534	477	105	261	2298-74.1
	31	867-1837	.472			395-602	.656	1025	33.1	587	440	487	59	208	2129-68.8
1984-85	30	935-1877	.498			432-646	.669	1101	36.7	564	484	416	124	266	2302-76.7
	30	860-1854	.464			434-633	.686	1075	35.8	600	374	438	71	186	2154-71.8
1985-86	29	945-1858	.509			414-593	.698	980	33.8	568	461	519	97	228	2304-79.5
	29	950-1899	.500			457-632	.723	1088	37.5	559	457	508	72	187	2357-81.3
1986-87	30	942-1940	.486	178-428	.416	448-638	.702	1161	38.7	589	381	436	88	159	2510-83.7
	30	899-2026	.444	118-295	.400	435-632	.688	1153	38.4	598	330	426	93	153	2351-78.4
1987-88	30	943-1857	.508	154-352	.438	488-715	.683	1147	38.2	571	401	430	69	214	2528-84.3
	30	865-1861	.465	138-401	.344	422-595	.709	957	31.9	627	365	450	94	193	2285-76.2
1988-89	30	999-1980	.505	181-474	.382	560-770	.727	1116	37.2	557	411	419	71	251	2739-91.3
	30	957-1989	.481	141-385	.366	367-541	.678	1096	36.5	672	408	502	72	188	2422-80.7
1989-90	31	882-1886	.468	117-343	.341	495-700	.707	1123	36.2	559	389	513	96	256	2376-76.7
	31	909-1903	.478	122-363	.336	401-570	.704	1048	33.8	620	486	481	100	206	2341-75.5




YEAR-BY-YEAR TEAM STATS

YEAR	G	FGM-FGA	PCT.	3FGM-3FGA	PCT.	FTM-FTA	PCT.	O-D-REB	AVG.	PF	AST	TO	BL	ST	PTS-AVG.
1989-90	31	882-1886	.468	117-343	.341	495-700	.707	410-632-1123	36.2	559	389	513	96	256	2376-76.7
	31	909-1903	.478	122-363	.336	401-570	.704	350-583-1048	33.8	620	486	481	100	206	2341-75.5
1990-91	32	924-2001	.462	147-446	.330	542-809	.670	453-725-1261	39.4	622	440	492	152	275	2537-79.3
	32	883-1995	.443	171-476	.359	492-703	.700	413-642-1161	36.3	652	441	502	93	231	2429-75.9
1991-92	32	954-1970	.484	170-491	.346	487-734	.664	396-699-1194	38.5	595	469	482	145	290	2565-82.7
	32	859-1927	.446	213-558	.382	469-677	.693	371-649-1145	36.9	590	447	518	99	223	2400-77.4
1992-93	35	1145-2315	.495	187-564	.332	543-807	.673	460-784-1376	39.3	606	584	554	210	322	3020-86.3
	35	1170-2392	.450	220-587	.375	414-631	.656	551-790-1341	38.3	669	563	581	102	257	2788-79.7
1993-94	27	760-1713	.444	166-520	.319	392-598	.656	378-606-1076	39.9	514	377	431	110	231	2078-77.0
	27	714-1643	.435	169-468	.361	423-637	.664	382-632-1014	37.6	501	433	442	111	203	2020-74.8
1994-95	27	745-1679	.444	211-588	.359	326-486	.671	377-600-1036	38.4	515	386	440	167	186	2027-75.1
	27	714-1630	.438	166-438	.379	419-588	.713	376-589-965	35.7	468	355	379	68	202	2013-74.6
1995-96	27	727-1650	.441	175-506	.346	404-620	.652	359-560-1002	37.1	508	396	361	122	236	2035-75.3
	27	687-1554	.442	190-529	.359	409-604	.677	365-631-996	36.9	549	361	426	82	195	1973-73.1
1996-97	32	866-1928	.449	195-558	.349	421-656	.642	386-716-1206	37.7	601	492	439	142	280	2348-73.4
	32	758-1896	.400	172-538	.320	448-687	.652	475-715-1190	37.2	567	360	485	118	200	2136-66.8
1997-98	32	836-1830	.457	129-438	.295	486-731	.665	381-762-1240	38.8	631	461	543	165	237	2287-71.5
	32	766-1881	.407	179-569	.315	507-731	.694	406-674-1080	33.8	632	373	464	115	296	2218-69.3
1998-99	30	765-1721	.445	178-525	.339	410-621	.660	318-575-967	32.2	599	447	472	86	264	2118-70.6
	30	766-1663	.461	199-554	.359	469-705	.665	393-678-1071	35.7	566	429	523	121	241	2200-73.3
1999-00	29	656-1591	.412	175-490	.357	387-566	.684	319-655-1075	37.1	483	357	449	120	153	1874-64.6
	29	750-1758	.427	194-535	.363	342-536	.638	395-648-1043	36.0	509	404	341	128	238	2036-70.2
2000-01	30	742-1739	.427	148-464	.319	453-675	.671	359-701-1097	36.6	600	389	448	103	186	2035-75.3
	30	795-1756	.453	219-515	.395	479-688	.696	364-697-1061	35.4	580	420	389	131	226	2288-76.3
2001-02	29	759-1765	.430	169-503	.336	395-602	.656	450-676-1126	38.8	537	382	476	102	222	2082-71.8
	29	753-1709	.441	223-612	.364	417-589	.708	361-655-1016	35.0	573	429	461	122	247	2146-74.0
2002-03	29	748-1662	.432	186-559	.333	352-524	.672	308-696-1004	34.6	550	404	432	130	273	1974-68.1
	29	650-1662	.391	209-618	.338	421-571	.737	364-705-1069	36.9	531	388	473	93	200	1930-66.6
2003-04	33	815-1860	.438	296-788	.376	433-631	.686	387-805-1192	36.1	627	493	519	124	291	2359-71.5
	33	739-1844	.401	245-762	.322	425-645	.659	401-752-1153	34.9	611	408	538	95	231	2148-65.1
2004-05	31	756-1671	.452	200-557	.359	416-626	.665	309-719-1028	33.2	601	394	496	100	216	2128-68.6
	31	746-1736	.430	229-677	.338	449-667	.673	368-702-1070	34.5	599	402	454	97	251	2170-70.0
2005-06	30	806-1681	.479	184-490	.376	506-719	.704	338-681-1091	34.0	564	409	482	72	262	2302-76.7
	30	718-1666	.431	225-633	.355	416-576	.722	335-631-966	32.2	625	384	545	83	204	2077-69.2
2006-07	35	936-1947	.481	237-624	.380	498-657	.758	375-729-1104	31.5	627	433	513	116	276	2607-74.5
	35	873-1934	.451	216-647	.334	452-643	.703	412-696-1108	31.7	659	450	564	115	222	2414-69.0
2007-08	34	844-1905	.443	234-665	.352	529-684	.773	373-778-1151	33.9	641	375	519	130	290	2451-72.1
	34	829-1913	.433	230-664	.346	458-661	.693	397-740-1137	33.4	657	435	536	111	205	2346-69.0
2008-09	35	820-1866	.435	216-631	.342	536-739	.725	399-854-1253	35.8	657	423	548	202	284	2392-68.3
	35	771-1994	.387	239-731	.327	490-712	.688	468-753-1221	34.9	665	367	534	104	245	2271-64.9
2009-10	32	783-1733	.452	186-556	.336	431-669	.644	406-805-1211	37.8	575	446	528	200	267	2183-68.2
	32	660-1752	.377	203-619	.328	409-609	.672	385-659-1044	32.6	595	312	513	78	254	1932-60.4
2010-11	34	827-1903	.435	212-634	.334	482-725	.665	422-910-1332	29.2	651	423	541	203	288	2348-69.1
	34	696-1918	.363	233-761	.306	484-696	.695	403-764-1167	34.3	675	383	517	109	251	2109-62.0
2011-12	35	877-1923	.456	216-611	.354	473-669	.707	404-869-1273	36.4	653	427	565	213	265	2,443-69.8
	35	749-1965	.381	221-715	.309	482-674	.715	430-738-1168	33.4	643	379	531	114	269	2,201-62.9
2012-13	34	780-1758	.444	196-563	.348	522-710	.735	322-730-1052	30.9	601	385	497	172	210	2278-67.0
	34	825-1886	.437	225-612	.368	454-656	.692	422-720-1142	33.6	648	443	465	103	244	2331-68.6
2013-14	36	873-1873	.466	191-502	.380	617-855	.722	392-864-1256	34.9	650	385	512	191	213	2554-70.9
	36	824-2065	.399	228-694	.329	515-747	.691	482-734-1216	33.8	746	402	453	129	239	2392-66.4
2014-15	33	763-1669	.457	147-470	.313	524-783	.669	328-781-1109	33.6	612	380	478	157	181	2199-66.6
	33	766-1825	.420	193-594	.325	485-692	.701	366-703-1069	32.4	670	395	393	85	205	2210-67.0



Tim Pickett was a two-time All-ACC honoree in 2003 and 2004. He was an All-ACC First Team selection in 2004 -- only the second player in school history to earn All-ACC First Team honors. He was selected in the second round of the 2004 NBA Draft by the New Orleans Hornets.



Douglas Edwards was a two-time All-ACC honoree and was drafted in the first round of the 1993 NBA Draft by the Atlanta Hawks. He is the sixth all-time leading scorer in school history with 1,604 career points in only three seasons.



INDIVIDUAL ACC RECORDS

FSU INDIVIDUAL RECORDS IN ACC GAMES

POINTS

- 45, Al Thornton at Miami, March 3, 2007
- 37, Ron Hale at Wake Forest, Jan. 4, 2006
- 37, Al Thornton at Boston College, Jan. 14, 2006
- 37, Al Thornton at Duke, Feb. 4, 2006
- 35, Bob Sura at Duke, Jan. 22, 1994
- 35, Xavier Rathan-Mayes at North Carolina, Jan. 24, 2015**
- 35, Xavier Rathan-Mayes at Miami, Feb. 25, 2015**
- 34, Sam Cassell at Wake Forest, Jan. 11, 1992
- 34, Bob Sura at Maryland, Feb. 13, 1993
- 33, Tim Pickett vs. Georgia Tech, Feb. 3, 2004
- 32, Toney Douglas vs. North Carolina, Jan. 28, 2009
- 32, Deividas Dulkys vs. North Carolina, Jan. 14, 2012
- 31, Bob Sura vs. NC State, Feb. 16, 1994
- 31, Ron Hale vs. Clemson, Jan. 12, 1999
- 30, Sam Cassell at Clemson, Jan. 20, 1993
- 30, Bob Sura vs. Virginia, Jan. 4, 1995
- 30, Tim Pickett vs. North Carolina, Jan. 22, 2004
- 30, Von Wafer vs. Wake Forest, Jan. 18, 2005
- 30, Al Thornton at Virginia, Feb. 17, 2007
- 30, Toney Douglas at Miami, Jan. 21, 2009
- 30, Xavier Rathan-Mayes vs. Clemson, March 11, 2015**

FIELD GOALS MADE

- 17, Al Thornton at Duke, Feb. 4, 2006
- 16, Al Thornton at Miami, March 3, 2007
- 15, Al Thornton at Boston College, Jan. 14, 2006
- 14, Sam Cassell at Maryland, Feb. 5, 1992
- 14, Bob Sura at Duke, Jan. 22, 1994
- 14, Xavier Rathan-Mayes at North Carolina, Jan. 24, 2015**
- 13, Sam Cassell at Wake Forest, Jan. 11, 1992
- 13, Bob Sura at Maryland, Feb. 13, 1993
- 13, Corey Louis at North Carolina, Jan. 25, 1995
- 12, Sam Cassell at Clemson, Jan. 20, 1993
- 12, Bob Sura vs. NC State, Feb. 16, 1994
- 12, Al Thornton vs. Maryland, Jan. 30, 2007
- 12, Al Thornton at Virginia, Feb. 17, 2007
- 12, Derwin Kitchen vs. Maryland, Feb. 4, 2010
- 12, Deividas Dulkys vs. North Carolina, Jan. 14, 2012
- 11, Doug Edwards vs. Maryland, Jan. 13, 1993
- 11, Doug Edwards vs. Virginia, Feb. 8, 1993
- 11, Chuck Graham at North Carolina, Jan. 26, 1994
- 11, Ron Hale at Wake Forest, Jan. 4, 2000
- 11, Damous Anderson at Georgia Tech, Feb. 21, 2000
- 11, Monte Cummings at North Carolina, Feb. 17, 2002
- 11, Tim Pickett at Wake Forest, Jan. 26, 2003
- 11, Toney Douglas vs. Wake Forest, Feb. 11, 2008

FIELD GOALS ATTEMPTED

- 32, Al Thornton at Duke, Feb. 4, 2006
- 27, Bob Sura at Duke, Jan. 22, 1994
- 26, Xavier Rathan-Mayes at North Carolina, Jan. 24, 2015**
- 24, Sam Cassell at Wake Forest, Jan. 11, 1992
- 24, Bob Sura at Maryland, Feb. 13, 1993
- 24, Bob Sura at Wake Forest, Jan. 7, 1995
- 24, Al Thornton at Miami, March 3, 2007
- 23, Sam Cassell at Maryland, Feb. 5, 1992
- 23, James Collins vs. Maryland, Jan. 10, 1995
- 23, Al Thornton vs. Maryland, Jan. 30, 2007
- 23, Toney Douglas vs. Duke, Jan. 10, 2009
- 22, Bob Sura vs. Clemson, Feb. 20, 1993
- 22, Jason Rich vs. Wake Forest, Feb. 14, 2008
- 21, Sam Cassell vs. Virginia, Jan. 4, 1992
- 21, Ron Hale vs. NC State, Jan. 23, 1999

FIELD GOAL PERCENTAGE (MINIMUM 5 FGM)

- 1.000, Rodney Dobard (6-6) at Georgia Tech, Jan. 23, 1992
- 1.000, Kirk Luchman (6-6) vs. Georgia Tech, Feb. 28, 1996
- 1.000, Monte Cummings (6-6) at Georgia Tech, Jan. 27, 2001
- 1.000, Mike Mathews (6-6) vs. Wake Forest, Feb. 10, 2001
- 1.000, Montay Brandon (7-7) vs. Miami, Feb. 1, 2015**
- 1.000, Boris Bojanovsky (5-5) at Syracuse, Jan. 11, 2015**
- .909, Doug Edwards (10-11) vs. NC State, March 13, 1992
- .889, Terrell Baker (8-9) vs. NC State, Jan. 28, 1998
- .875, Rodney Dobard (7-8) vs. NC State, Jan. 25, 1992
- .875, Bob Sura (7-8) vs. NC State, Jan. 16, 1993
- .875, Corey Louis (7-8) vs. Clemson, Jan. 11, 1997
- .857, Rodney Dobard (6-7) at Maryland, Jan. 18, 1992
- .857, Sam Cassell (12-14) at Clemson, Jan. 20, 1993
- .857, Uche Echeu (6-7) at NC State, Jan. 13, 2009
- .857, Delvon Arrington (6-7) vs. Georgia Tech, Feb. 11, 1999
- .857, Michael Snaer (6-7) at Georgia Tech, Feb. 10, 2011
- .857, Deividas Dulkys (12-14) vs. N. Carolina, Jan. 14, 2012
- .833, Okaro White (5-6) at Virginia, Jan. 18, 2014

THREE-POINTERS MADE

- 8, Deividas Dulkys vs. North Carolina, Jan. 14, 2012
- 7, Andrew Wilson at North Carolina, Feb. 22, 2004
- 7, Von Wafer vs. Wake Forest, Jan. 18, 2005
- 7, Toney Douglas at Miami, Jan. 21, 2009
- 7, Andrew Wilson vs. Virginia, Feb. 18, 2006
- 6, Sam Cassell at Wake Forest, Jan. 11, 1992
- 6, Sam Cassell vs. Georgia Tech, Feb. 15, 1992
- 6, Sam Cassell at Clemson, Jan. 20, 1993
- 6, Tim Pickett at Virginia, Jan. 29, 2003
- 6, Tim Pickett vs. Virginia, March 1, 2003
- 6, Tim Pickett vs. Georgia Tech, Feb. 3, 2004
- 6, Tim Pickett vs. Duke, Feb. 29, 2004
- 6, Tim Pickett vs. NC State, March 12, 2004
- 6, Ian Miller vs. Maryland, Jan. 12, 2014
- 6, Aaron Thomas vs. Virginia Tech, Feb. 5, 2014
- 6, Xavier Rathan-Mayes at Miami, Feb. 25, 2015**
- 5, Chuck Graham vs. North Carolina, Feb. 27, 1992
- 5, Sam Cassell vs. North Carolina, Feb. 27, 1992
- 5, Bob Sura at Wake Forest, Feb. 10, 1994
- 5, Chuck Graham at Wake Forest, Feb. 10, 1994
- 5, Chuck Graham at North Carolina, Feb. 26, 1994
- 5, James Collins vs. Clemson, Jan. 17, 1996
- 5, James Collins at Clemson, Feb. 17, 1996
- 5, James Collins at North Carolina, Feb. 24, 1996
- 5, Geoff Brower at North Carolina, Feb. 24, 1996
- 5, James Collins vs. Wake Forest, March 7, 1997
- 5, Adrian Crawford at Virginia, Dec. 1, 1998
- 5, Von Wafer at Miami (Fla.), Jan. 15, 2003
- 5, Von Wafer at NC State, Jan. 26, 2005
- 5, Deividas Dulkys at North Carolina, Feb. 24, 2010
- 5, Michael Snaer vs. Georgia Tech, Feb. 1, 2012
- 5, Ian Miller at Virginia, March 1, 2012
- 5, Michael Snaer vs. Clemson, March 4, 2012
- 5, Xavier Rathan-Mayes at North Carolina, Jan. 24, 2015**

THREE-POINTERS ATTEMPTED

- 14, Toney Douglas at Miami, Jan. 21, 2009
- 13, James Collins at Clemson, Feb. 17, 1996
- 13, Tim Pickett at North Carolina, Feb. 22, 2004
- 12, Sam Cassell at North Carolina, Jan. 27, 1993
- 12, Bob Sura vs. North Carolina, Feb. 27, 1993
- 12, James Collins vs. Wake Forest, Jan. 6, 1996
- 12, James Collins vs. Clemson, Jan. 11, 1997
- 12, Tim Pickett vs. Duke, Feb. 29, 2004
- 12, Von Wafer vs. Wake Forest, Jan. 18, 2005
- 12, Isaiah Swann vs. North Carolina, Feb. 3, 2008
- 11, Sam Cassell at Wake Forest, Jan. 11, 1992
- 11, Bob Sura vs. Maryland, Jan. 10, 1995
- 11, James Collins vs. Maryland, Jan. 10, 1995
- 11, Tim Pickett at Georgia Tech, Jan. 14, 2003
- 11, Tim Pickett at Wake Forest, Jan. 26, 2003
- 11, Tim Pickett vs. Virginia, March 1, 2003

- 11, Tim Pickett at Clemson, Jan. 13, 2004
- 11, Andrew Wilson vs. Virginia, Feb. 18, 2006
- 11, Deividas Dulkys at North Carolina, Feb. 24, 2010
- 11, Xavier Rathan-Mayes at North Carolina, Jan. 24, 2015**
- 11, Xavier Rathan-Mayes at Miami, Feb. 25, 2015**

3-POINT PERCENTAGE (MINIMUM 3 FGM)

- 1.000, Sam Cassell (6-6) at Clemson, Jan. 20, 1993
- 1.000, Geoff Brower (5-5) at North Carolina, Feb. 24, 1996
- 1.000, Adrian Crawford (4-4) vs. Wake Forest, Jan. 20, 1999
- 1.000, Delvon Arrington (3-3) at Virginia, Jan. 16, 2001
- 1.000, Adrian Crawford (4-4) at North Carolina, Feb. 22, 2001
- 1.000, Michael Joiner (3-3) vs. Virginia, March 1, 2003
- 1.000, Derwin Kitchen (3-3) at Virginia Tech, Feb. 21, 2009
- 1.000, Solomo Alabi (8-8) at Boston College, Feb. 24, 2009
- 1.000, Toney Douglas (3-3) at Virginia Tech, Jan. 29, 2008
- 1.000, Derwin Kitchen (3-3) vs. Maryland, Feb. 4, 2010
- 1.000, Derwin Kitchens (3-3) vs. Boston College Jan. 22, 2011
- 1.000, Michael Snaer (4-4) at Wake Forest, Jan. 25, 2012
- 1.000, Devon Bookert (4-4) vs. Georgia Tech, March 2, 2014**
- 1.000, Devon Bookert (3-3) at Virginia Tech, Feb. 7, 2015**

FREE THROWS MADE

- 15, Al Thornton vs. Duke, March 1, 2006
- 14, Toney Douglas at Miami, Jan. 21, 2008
- 14, Doug Edwards vs. Clemson, Feb. 8, 1992
- 13, Toney Douglas vs. North Carolina, Jan. 28, 2009
- 12, Al Thornton at Clemson, Feb. 7, 2007
- 11, Doug Edwards at NC State, Feb. 10, 1992
- 11, Ron Hale at Wake Forest, Jan. 4, 2000
- 11, Tim Pickett vs. North Carolina, Jan. 22, 2004
- 11, Al Thornton vs. Wake Forest, Jan. 27, 2007
- 11, Al Thornton at Miami, March 3, 2007
- 11, Toney Douglas vs. Clemson, Feb. 19, 2008
- 11, Aaron Thomas at Pittsburgh, Feb. 23, 2014
- 10, Sam Cassell vs. Clemson, Feb. 20, 1993
- 10, Scott Shepard vs. Maryland, Feb. 10, 1996
- 10, James Collins at Maryland, March 4, 1996
- 10, Ron Hale vs. Maryland, Feb. 29, 1997
- 10, Monte Cummings vs. Georgia Tech, March 2, 2002
- 10, Anthony Richardson at Georgia Tech, Jan. 14, 2003
- 10, Alexander Johnson vs. Duke, March 1, 2006
- 10, Alexander Johnson vs. Clemson, Feb. 1, 2006
- 10, Okaro White vs. North Carolina, Jan. 12, 2013
- 10, Okaro White vs. Maryland, Jan. 30, 2013
- 10, Okaro White vs. Georgia Tech, March 2, 2014
- 9, Bob Sura vs. Virginia, Feb. 8, 1993
- 9, Doug Edwards at Maryland, Feb. 13, 1993
- 9, Bob Sura at Duke, Feb. 24, 1993
- 9, Bob Sura vs. Virginia, Jan. 4, 1995
- 9, Bob Sura vs. NC State, Jan. 15, 1995
- 9, Ron Hale vs. Georgia Tech, Feb. 11, 1999
- 9, Alexander Johnson vs. Clemson, Jan. 12, 2005
- 9, Xavier Rathan-Mayes at Miami, Feb. 25, 2015**

FREE THROWS ATTEMPTED

- 16, Al Thornton vs. Duke, March 1, 2006
- 15, Ron Hale vs. Maryland, Feb. 29, 1997
- 15, Al Thornton at Clemson, Feb. 7, 2007
- 15, Toney Douglas vs. Miami, Jan. 21, 2009
- 14, Doug Edwards vs. Clemson, Feb. 8, 1992
- 14, Doug Edwards at Maryland, Feb. 13, 1993
- 14, Toney Douglas vs. Clemson, Feb. 19, 2008
- 14, Toney Douglas vs. North Carolina, Jan. 28, 2009
- 13, Bob Sura vs. Virginia, Feb. 8, 1993
- 13, Bob Sura vs. Maryland, Feb. 12, 1994
- 13, Tim Pickett vs. North Carolina, Jan. 22, 2004
- 13, Alexander Johnson vs. Duke, March 1, 2006
- 13, Al Thornton vs. Wake Forest, Jan. 27, 2007
- 12, Doug Edwards at NC State, Feb. 10, 1992
- 12, Bob Sura vs. NC State, March 13, 1992
- 12, Bob Sura vs. NC State, Jan. 15, 1995
- 12, Ron Hale at Wake Forest, Jan. 4, 2000
- 12, Ralph Mims vs. Miami, March 8, 2008



INDIVIDUAL ACC RECORDS

FSU INDIVIDUAL RECORDS IN ACC GAMES

FREE THROWS ATTEMPTED (CONTINUED)

12, Toney Douglas vs. Miami, March 8, 2008
 12, Toney Douglas at Clemson, Feb. 5, 2009
 12, Devon Bookert vs. NC State, March 9, 2013
 12, Aaron Thomas at Pittsburgh, Feb. 23, 2014
12, Devon Bookert vs. Duke, Feb. 9, 2015
 11, Bob Sura at Virginia, Jan. 6, 1993
 11, Sam Cassell vs. Clemson, Feb. 20, 1993
 11, Bob Sura at Duke, Feb. 24, 1993
 11, Nigel Dixon vs. Virginia, Feb. 20, 2002
 11, Monte Cummings vs. Georgia Tech, March 2, 2002
 11, Alexander Johnson vs. Clemson, Jan. 12, 2005
 11, Von Wafer vs. Georgia Tech, Feb. 20, 2005
 11, Toney Douglas vs. Clemson, Jan. 28, 2009
 11, Okaro White vs. Georgia Tech, Feb. 5, 2014

FREE THROW PERCENTAGE (MINIMUM 7 FTM)

1.000, Doug Edwards (14-14) vs. Clemson, Feb. 8, 1992
 1.000, Randell Jackson (7-7) vs. Virginia, Feb. 28, 1998
 1.000, Ron Hale (8-8) vs. NC State, Jan. 23, 1999
 1.000, Ron Hale (7-7) at Maryland, Jan. 27, 1999
 1.000, Ron Hale (9-9) vs. Georgia Tech, Feb. 11, 1999
 1.000, Antwan Dixon (8-8) vs. Virginia, Feb. 26, 2000
 1.000, Anthony Richardson (10-10) at Ga. Tech, Jan. 14, 2003
 1.000, Tim Pickett (8-8) vs. Virginia, March 1, 2003
 1.000, Tim Pickett (7-7) vs. Georgia Tech, Feb. 3, 2004
 1.000, Alexander Johnson (7-7) vs. Virginia, Feb. 18, 2006
 1.000, Al Thornton (9-9) at Boston College, Jan. 23, 2007
 1.000, Al Thornton (11-11) at Miami, March 3, 2007
 1.000, Ian Miller (8-8) vs. Maryland, Jan. 17, 2012
 1.000, Luke Loucks (8-8) vs. Miami, March 9, 2012
 1.000, Okaro White (10-10) vs. Maryland, Jan. 30, 2013
 1.000, Michael Snaer (8-8) vs. Wake Forest, Feb. 26, 2013
 1.000, Okaro White (7-7) vs. Clemson, March 14, 2013
1.000, Aaron Thomas (8-8) at Virginia, Jan. 18, 2014
 1.000 Okaro White (9-9) vs. Virginia Tech, Feb. 5, 2014
1.000 Montay Brandon (7-7) at Maryland, Feb. 8, 2014

OFFENSIVE REBOUNDS

9, Bernard James at Virginia Tech, Jan. 10, 2012
 8, Corey Louis at Virginia, Feb. 4, 1995
 7, Doug Edwards at Virginia, Jan. 6, 1993
 7, Doug Edwards vs. Duke, Jan. 24, 1993
 7, Doug Edwards at North Carolina, Jan. 27, 1993
 7, Doug Edwards vs. NC State, Feb. 10, 1993
 7, Doug Edwards vs. Clemson, March 12, 1993
 7, Corey Louis vs. Clemson, Feb. 18, 1995
 7, Kirk Luchman at Wake Forest, Jan. 25, 1997
 7, Ron Hale vs. NC State, Jan. 23, 1999
 7, Michael Joiner at NC State, Feb. 25, 2001
 7, Nigel Dixon vs. Georgia Tech, March 2, 2002
 7, Al Thornton at Maryland, Dec. 19, 2004
 7, Al Thornton vs. Duke, Feb. 4, 2006
 6, Doug Edwards vs. Georgia Tech, Jan. 31, 1993
 6, Randell Jackson at Georgia Tech, Jan. 15, 1997
 6, Nigel Dixon vs. Duke, Jan. 6, 2002
 6, Nigel Dixon vs. Maryland, Feb. 27, 2002
 6, Ryan Reid vs. North Carolina, March 4, 2008
 6, Okaro White vs. North Carolina, Jan. 14, 2012
 6, Bernard James vs. Clemson, March 4, 2012
 6, Okaro White at Maryland, Jan. 9, 2013

DEFENSIVE REBOUNDS

12, Rodney Dobard at North Carolina, Dec. 15, 1991
 12, Michael Joiner at Wake Forest, Jan. 9, 2001
 11, Bob Sura vs. NC State, Jan. 15, 1995
 11, Tim Pickett vs. North Carolina, Dec. 22, 2002
 11, Al Thornton at Maryland, Feb. 21, 2007
 10, Oliver Simmons at NC State, Feb. 2, 2000
 10, Tim Pickett at Duke, Jan. 29, 2004
 10, Adam Waleskowski at Maryland, Dec. 19, 2004
 10, Alexander Johnson vs. Virginia, Feb. 18, 2006
 10, Al Thornton at Virginia, Feb. 17, 2007

10, Uche Echefu vs. Miami, Feb. 18, 2009
 10, Uche Echefu at Duke, March 3, 2009
 10, Derwin Kitchen at NC State, March 6, 2011
 10, Chris Singleton at Georgia Tech, Feb. 10, 2011
 10, Aaron Thomas at Wake Forest, Feb. 15, 2014
10, Montay Brandon at Pittsburgh, Feb. 23, 2014
10, Montay Brandon vs. Georgia Tech, March 2, 2014
 9, Doug Edwards at Georgia Tech, Jan. 23, 1992
 9, Bob Sura vs. Maryland, Jan. 10, 1995
 9, Kirk Luchman vs. Wake Forest, March 1, 1997
 9, Corey Louis at Virginia, Feb. 4, 1998
 9, Delvon Arrington at Maryland, Feb. 14, 2001
 9, Delvon Arrington vs. Georgia Tech, Feb. 28, 2001
 9, Tim Pickett at Virginia, Jan. 18, 2004
 9, Tim Pickett at North Carolina, Feb. 22, 2004
 9, Chris Singleton at Maryland, Jan. 10, 2010
 9, Derwin Kitchen vs. Duke, Jan. 12, 2011
 9, Okaro White at Georgia Tech, Feb. 5, 2013

TOTAL REBOUNDS

17, Michael Joiner at Wake Forest, Jan. 9, 2001
 16, Al Thornton at Virginia, Feb. 17, 2007
 15, Rodney Dobard at Maryland, Jan. 18, 1992
 15, Bernard James at Virginia Tech, Jan. 10, 2012
 15, Doug Edwards vs. Clemson, March 12, 1993
 15, Al Thornton at Duke, Feb. 4, 2006
 15, Al Thornton at Maryland, Feb. 21, 2007
 14, Adam Waleskowski at Maryland, Dec. 19, 2004
 14, Chris Singleton at Maryland, Jan. 10, 2010
 13, Doug Edwards at Maryland, Jan. 18, 1992
 13, Doug Edwards vs. Maryland, Feb. 5, 1992
 13, Bob Sura at Virginia, Feb. 4, 1995
 13, Al Thornton at Maryland, Dec. 19, 2004
 13, Alexander Johnson vs. Virginia, Feb. 18, 2006
 13, Alexander Johnson vs. Duke, March 1, 2006
 13, Al Thornton vs. Miami, March 5, 2006
 13, Derwin Kitchen at NC State, March 6, 2011
 12, Rodney Dobard at North Carolina, Dec. 15, 1991
 12, Doug Edwards vs. Virginia, Jan. 4, 1992
 12, Rodney Dobard vs. Maryland, Feb. 5, 1992
 12, Doug Edwards vs. North Carolina, Feb. 27, 1992
 12, Bob Sura vs. NC State, Jan. 15, 1995
 12, Corey Louis at Virginia, Feb. 4, 1995
 12, Randell Jackson vs. Wake Forest, March 1, 1997
 12, Nigel Dixon vs. Duke, Jan. 6, 2002
12, Montay Brandon at Pittsburgh, Feb. 23, 2014
12, Montay Brandon vs. Georgia Tech, March 2, 2014

ASSISTS

13, Delvon Arrington at Georgia Tech, Jan. 9, 1999
 13, Luke Loucks vs. North Carolina, March 11, 2012
 12, Bob Sura vs. NC State, Jan. 15, 1995
 11, Charlie Ward at Georgia Tech, Jan. 23, 1992
11, Xavier Rathan-Mayes at Virginia Tech, Feb. 7, 2015
 10, Charlie Ward vs. NC State, Jan. 16, 1993
 10, Kerry Thompson vs. North Carolina, Jan. 22, 1997
 10, Delvon Arrington at Georgia Tech, Jan. 19, 2000
 10, Delvon Arrington vs. Georgia Tech, Feb. 21, 2000
 10, Delvon Arrington vs. North Carolina, Feb. 23, 2000
 10, Delvon Arrington at Maryland, March 1, 2000
 10, Delvon Arrington vs. Duke, Jan. 6, 2002
 10, Derwin Kitchen at Duke, Jan. 27, 2010
 9, Sam Cassell at Virginia, Jan. 6, 1993
 9, Bob Sura at Wake Forest, Jan. 8, 1994
 9, Charlie Ward at Wake Forest, Feb. 10, 1994
 9, Kerry Thompson vs. Duke, Feb. 15, 1997
 9, Delvon Arrington vs. Georgia Tech, March 2, 2002
 9, Nate Johnson vs. Georgia Tech, Feb. 3, 2004
 9, Todd Galloway at Virginia, Feb. 9, 2005

BLOCKED SHOTS

9, Corey Louis vs. Maryland, Jan. 10, 1995
 7, Rodney Dobard vs. Maryland, Jan. 13, 1993
 7, Solomon Alabi vs. Boston College, Feb. 14, 2010
 6, Rodney Dobard at Wake Forest, Jan. 9, 1993
 6, Rodney Dobard at North Carolina, Jan. 27, 1993
 6, Rodney Dobard at NC State, Feb. 17, 1993
 6, Randell Jackson vs. Virginia, Feb. 28, 1998
 6, David Anderson vs. Duke, Jan. 21, 2000
 6, Delvon Arrington at Georgia Tech, Jan. 27, 2001
 6, Okaro White at Maryland, Jan. 9, 2013
6, Boris Bojanovsky at Wake Forest, Feb. 15, 2014
 5, Rodney Dobard at Duke, Feb. 24, 1993
 5, Randell Jackson vs. Wake Forest, Jan. 6, 1996
 5, Corey Louis vs. North Carolina, Jan. 24, 1996
 5, Corey Louis vs. Maryland, Feb. 10, 1996
 5, Karim Shabazz at Virginia, Dec. 1, 1998
 5, Mike Mathews vs. Virginia, Feb. 17, 2001
 5, Anthony Richardson vs. Georgia Tech, Feb. 15, 2003
 5, Alexander Johnson vs. Virginia, Feb. 18, 2006
 5, Solomon Alabi at Clemson, Feb. 7, 2009
 5, Chris Singleton vs. Maryland, Jan. 17, 2009
 5, Bernard James vs. Virginia, Feb. 12, 2011
 5, Devidas Dulkys at Virginia Tech, Jan. 10, 2012
 5, Bernard James vs. Duke, Feb. 23, 2012
 5, Bernard James vs. North Carolina, March 11, 2012

STEALS

9, Bob Sura at Georgia Tech, March 2, 1995
 8, Charlie Ward at Wake Forest, Jan. 11, 1992
 7, Delvon Arrington at Clemson, Feb. 23, 2002
 6, Charlie Ward vs. Clemson, Feb. 8, 1992
 6, James Collins vs. NC State, Feb. 14, 1996
 6, Kerry Thompson vs. Maryland, Jan. 29, 1997
 6, Delvon Arrington at Georgia Tech, Jan. 27, 2001
 6, Ralph Mims vs. Duke, Jan. 16, 2008
 6, Toney Douglas vs. Virginia, Jan. 23, 2008
 6, Toney Douglas vs. Georgia Tech, Feb. 5, 2009
 5, Charlie Ward at Clemson, Feb. 16, 1994
 5, Bob Sura vs. Duke, Jan. 21, 1995
 5, Kerry Thompson at NC State, Jan. 3, 1998
 5, Delvon Arrington at North Carolina, Jan. 22, 1999
 5, Delvon Arrington vs. Virginia, Jan. 30, 1999
 5, Delvon Arrington at North Carolina, Feb. 7, 1999
 5, Delvon Arrington at North Carolina, Jan. 22, 2000
 5, Tim Pickett at Georgia Tech, Jan. 14, 2003
 5, Tim Pickett at Wake Forest, Feb. 25, 2004
 5, Tim Pickett at Georgia Tech, March 6, 2004
 5, Isaiah Swann at Virginia Tech, Feb. 25, 2006
 5, Derwin Kitchen vs. Duke, Jan. 10, 2009
 5, Derwin Kitchen vs. Wake Forest, March 3, 2010
 5, Chris Singleton vs. Boston College, Feb. 14, 2010
 5, Chris Singleton at Clemson, Jan. 29, 2011
 5, Michael Snaer vs. Georgia Tech, Feb. 2, 2012



TEAM ACC RECORDS

FSU TEAM RECORDS IN ACC GAMES

MOST POINTS IN A GAME

111, vs. Wake Forest, Feb. 10, 1993
110, vs. North Carolina, Feb. 27, 1992
108, vs. Georgia Tech, Feb. 11, 1999
105, vs. Maryland, Jan. 13, 1993
102, vs. Clemson, Feb. 8, 1992
102, vs. Clemson, Feb. 20, 1993
100, vs. Virginia, Feb. 6, 1994
100, vs. Maryland, Feb. 10, 1996
99, vs. Virginia, Feb. 8, 1993
98, vs. NC State, Jan. 25, 1992
96, vs. Georgia Tech, Jan. 31, 1993
96, at Duke, Feb. 4, 2006
93, vs. NC State, March 13, 1992
91, at Maryland, Jan. 18, 1992
91, vs. Wake Forest, Jan. 18, 2005

FIRST HALF POINTS

57, vs. Wake Forest, Feb. 10, 1993
53, vs. Clemson, Feb. 20, 1993
52, vs. NC State, Jan. 15, 1995
51, vs. Clemson, Feb. 8, 1992
51, vs. Georgia Tech, Jan. 31, 1993
50, at Clemson, March 3, 2001
50, vs. North Carolina, Jan. 22, 2006
49, at NC State, Feb. 10, 1992
49, vs. Maryland, Jan. 30, 2007
48, at North Carolina, Feb. 24, 2010
47, vs. Virginia, Feb. 6, 1994
47, at Virginia, Jan. 11, 2006
47, vs. Miami, Jan. 20, 2007
46, at North Carolina, Dec. 15, 1991
46, vs. North Carolina, Feb. 27, 1992
46, at North Carolina, Feb. 24, 1996
46, vs. North Carolina, Jan. 22, 1997
46, vs. Wake Forest, Jan. 18, 2005

SECOND HALF POINTS

65, vs. Maryland, Jan. 13, 1993
65, vs. Maryland, Feb. 10, 1996
64, vs. North Carolina, Feb. 27, 1992
57, vs. Virginia, Feb. 8, 1993
56, at Virginia Tech, Jan. 29, 2008
56, at NC State, Jan. 15, 2011
54, vs. Wake Forest, Feb. 10, 1993
54, vs. Wake Forest, Feb. 1, 2011
54, vs. North Carolina, Jan. 14, 2012
53, vs. Virginia, Feb. 6, 1994
53, at Wake Forest, Feb. 19, 2011
52, at Maryland, Feb. 13, 1993
51, vs. NC State, Jan. 25, 1992
51, vs. Clemson, Feb. 8, 1992
51, vs. Virginia, Feb. 28, 1998
51, vs. Georgia Tech, Feb. 11, 1999
50, vs. NC State, March 13, 1992
50, vs. Miami, Feb. 18, 2009

FIELD GOALS MADE

44, vs. Wake Forest, Feb. 10, 1993
42, vs. Georgia Tech, Feb. 11, 1999
42, at Duke, Feb. 4, 2006
41, vs. Georgia Tech, Jan. 31, 1993
41, vs. NC State, Jan. 15, 1995
39, vs. North Carolina, Feb. 27, 1992
39, vs. NC State, March 13, 1992
37, vs. Maryland, Jan. 13, 1993
37, vs. Clemson, Feb. 20, 1993
37, vs. Maryland, Jan. 30, 2007
36, at Wake Forest, Jan. 11, 1992
36, vs. Duke, Jan. 24, 1993
35, vs. NC State, Jan. 25, 1992
35, at Clemson, Jan. 20, 1993
35, vs. Virginia, Feb. 8, 1993
35, at Georgia Tech, March 4, 1993

FIELD GOALS ATTEMPTED

85, vs. Georgia Tech, Jan. 31, 1993
85, at Duke, Feb. 4, 2006
80, at Georgia Tech, Jan. 27, 1996
79, vs. Georgia Tech, Feb. 11, 1999
77, vs. Clemson, March 12, 1993
76, vs. Duke, Jan. 24, 1993
76, vs. Wake Forest, Feb. 10, 1993
75, vs. North Carolina, March 11, 1994
75, vs. Maryland, Jan. 10, 1995
74, at Virginia, Jan. 6, 1993
74, at Duke, Jan. 22, 1994

FIELD GOAL PERCENTAGE

.639, vs. NC State (39-61), March 13, 1992
.617, vs. Maryland (37-60), Jan. 30, 2007
.615, vs. Wake Forest (24-39), Jan. 20, 1999
.614, vs. Clemson (27-44), Jan. 17, 1996
.612, vs. NC State, Jan. 15, 1995
.600, vs. Duke, Feb. 2, 2003
.600, at Virginia, Jan. 11, 2006
.586, at Miami, March 3, 2007
.589, vs. North Carolina, Jan. 14, 2012
.580, vs. Notre Dame (29-50), Jan. 21, 2014
.579, vs. Wake Forest, Feb. 10, 1993
.578, at NC State (26-45), Jan. 3, 1998
.574, vs. Maryland (31-54), Feb. 10, 1996
.569, at North Carolina (29-51), Feb. 24, 1996
.568, at Boston College (25-44), March 4, 2014
.558, vs. Duke, Jan. 21, 1995
.552, vs. Maryland, Jan. 13, 1993

THREE-POINTERS MADE

16, vs. Maryland, Jan. 12, 2014
15, at North Carolina, Feb. 21, 2004
13, vs. North Carolina, Feb. 27, 1992
13, at NC State, Feb. 15, 1995
13, vs. Miami, Jan. 20, 2007
12, at Clemson, Jan. 20, 1993
12, at Wake Forest, Feb. 10, 1994
12, at Clemson, Jan. 18, 1995
12, vs. North Carolina, Feb. 25, 1995
12, at Wake Forest, Feb. 25, 2004
12, vs. Wake Forest, Jan. 18, 2005
12, vs. North Carolina, Jan. 14, 2012
11, at North Carolina, Feb. 25, 1994
11, at North Carolina, Feb. 24, 1996
11, vs. Wake Forest, March 7, 1997
11, vs. Virginia, March 1, 2003
11, vs. Wake Forest, Jan. 25, 2004
11, vs. Virginia, Feb. 18, 2006
11, at Wake Forest, Jan. 24, 2006
11, at Miami, Jan. 8, 2009
11, at North Carolina, Feb. 24, 2010
11, vs. North Carolina, March 11, 2012
11, vs. North Carolina, Jan. 12, 2013

THREE-POINTERS ATTEMPTED

37, at North Carolina, Feb. 21, 2004
34, vs. Maryland, Jan. 10, 1995
32, at North Carolina, Feb. 25, 1994
31, vs. North Carolina, March 11, 1994
31, vs. North Carolina, Jan. 6, 1999
31, at Virginia, Jan. 18, 2004
31, at Georgia Tech, March 6, 2004
31, at Miami, Jan. 18, 2009
30, vs. Miami (Fla.), Feb. 22, 2005
29, at Georgia Tech, Jan. 27, 1996
29, vs. Wake Forest, Feb. 26, 2003
29, at Virginia, Feb. 17, 2007
28, at Virginia, Feb. 4, 1995
28, vs. Clemson, Feb. 18, 1995
28, vs. Wake Forest, Jan. 25, 2004
27, at Clemson, Jan. 18, 1995
27, at NC State, Feb. 15, 1995
27, at Wake Forest, Feb. 7, 1996
27, at NC State, Feb. 26, 1997
27, at Wake Forest, Feb. 25, 2004
27, at Wake Forest, Jan. 20, 2008
27, vs. Wake Forest, Feb. 1, 2011
27, vs. North Carolina, Jan. 14, 2012

THREE-POINT PERCENTAGE

.700, vs. Duke (7-10), Jan. 4, 2001
.667, vs. Maryland (16-24), Jan. 12, 2014
.667, vs. Boston College (8-12), Feb. 18, 2015
.643, at North Carolina (9-14), Feb. 22, 2001
.600, vs. Virginia (6-10), Feb. 17, 2001
.647, at North Carolina (11-17), Feb. 24, 1996
.591, vs. North Carolina (13-22), Feb. 27, 1992
.579, vs. Clemson (11-19), March 4, 2012
.571, vs. Wake Forest (8-14), Jan. 20, 1999
.563, vs. Miami (9-16), Jan. 29, 2006
.563, vs. Miami (9-16), March 9, 2012
.563, vs. Virginia Tech (9-16), Feb. 5, 2014
.556, vs. North Carolina (10-18), Jan. 22, 2000
.556, at Miami (10-18), March 6, 2010
.556, vs. Pitt (5-9), March 7, 2015
.550, vs. Virginia (11-20), Feb. 18, 2006
.550, at Wake Forest (11-20), Jan. 24, 2006
.533, at Virginia, Jan. 24, 2009

.526, vs. North Carolina (10-19), Jan. 16, 2002
.500, vs. Georgia Tech (10-20), Feb. 15, 1992
.500, at Clemson (12-24), Jan. 20, 1993
.500, vs. Wake Forest (7-14), Feb. 10, 1993
.500, at Wake Forest (12-24), Feb. 10, 1994
.500, at Virginia (6-12), Jan. 3, 1996
.500, vs. Virginia (10-20), Jan. 17, 1996
.500, vs. Maryland (9-18), Feb. 10, 1996
.500, vs. Virginia (8-16), Feb. 28, 1998
.500, vs. Clemson (9-18), March 4, 1999
.500, at Virginia (8-16), Jan. 20, 2002
.500, vs. Georgia Tech (71-64), Feb. 15, 2003
.500, vs. Wake Forest (12-24), Jan. 18, 2005
.500, vs. Georgia Tech (8-16), Jan. 13, 2007
.500, at Duke (8-16), Feb. 4, 2007
.500, vs. NC State (10-20), Jan. 24, 2007
.500, at Duke (7-14), Jan. 21, 2012
.500, at Wake Forest (8-16), Jan. 25, 2012
.500, vs. N. Carolina (11-22), March 11, 2012

FREE THROWS MADE

37, vs. Clemson, Feb. 8, 1992
32, vs. Duke, March 1, 2006
32, vs. Miami, March 8, 2008
31, vs. Virginia Tech, Jan. 17, 2007
31, vs. Georgia Tech, March 2, 2014
31, vs. Miami, Feb. 18, 2009
29, vs. Maryland, Feb. 10, 1996
29, vs. Clemson, Feb. 1, 2006
28, vs. Virginia Tech, Jan. 7, 2006
28, at Wake Forest, Feb. 19, 2011
27, at Pittsburgh, Feb. 23, 2014
26, vs. Wake Forest, Feb. 26, 2013
25, vs. Virginia, Feb. 8, 1993
25, vs. Clemson, Feb. 15, 1998
25, vs. NC State, Jan. 12, 2010
25, vs. Miami, March 9, 2012
24, vs. Virginia, Feb. 6, 1994
24, vs. Virginia, Feb. 26, 2000
24, vs. Maryland, Dec. 28, 2004
24, at Georgia Tech, Feb. 10, 2011
24, at Virginia Tech, Feb. 7, 2015
23, at NC State, Feb. 10, 1992
23, vs. Maryland, Jan. 13, 1993
23, at Clemson, Jan. 13, 1998
23, vs. NC State, Jan. 23, 1999
23, vs. Clemson, Jan. 31, 2001
23, at Maryland, Feb. 14, 2001
23, vs. Wake Forest, Jan. 28, 2015

FREE THROWS ATTEMPTED

48, vs. Clemson, Feb. 8, 1992
42, vs. Miami, March 8, 2008
40, vs. Maryland, Feb. 10, 1996
40, vs. Clemson, Feb. 15, 1998
40, vs. Duke, March 1, 2006
37, at Clemson, Jan. 13, 1998
37, vs. Georgia Tech, March 2, 2014
35, vs. Clemson, March 4, 1999
35, at Maryland, Feb. 14, 2001
35, vs. Clemson, Feb. 1, 2006
35, vs. Virginia Tech, Jan. 7, 2006
35, vs. Miami, Feb. 18, 2009
35, at Wake Forest, Feb. 19, 2011
35, at Georgia Tech, Feb. 10, 2011
35, at Virginia Tech, Feb. 7, 2015
34, vs. Maryland, Jan. 13, 1993
34, vs. North Carolina, Jan. 20, 2002
34, vs. Virginia Tech, Jan. 17, 2007
34, vs. Georgia Tech, Feb. 5, 2009
34, vs. NC State, Jan. 12, 2010
33, at Maryland, Feb. 13, 1993
33, vs. Virginia, Feb. 26, 2000
33, vs. Clemson, Jan. 31, 2001
33, vs. Maryland, Dec. 28, 2004
33, vs. Clemson, Feb. 19, 2008

FREE THROW PERCENTAGE

1.000, at Wake Forest (11-11), Jan. 25, 1997
1.000, at Maryland (10-10), Feb. 16, 2008
.950, vs. Georgia Tech (19-20), Feb. 3, 2004
.941, at Maryland (16-17), Jan. 11, 1994
.941, vs. Virginia (16-17), Feb. 28, 1999
.930, at Boston College (15-16), Feb. 24, 2009
.929, at Georgia Tech (13-14), Jan. 14, 2003
.912, vs. Virginia Tech, Jan. 17, 2007
.909, at Duke (10-11), Feb. 4, 2006
.900, vs. North Carolina (9-9), Jan. 20, 2001

.900, at Virginia Tech (9-10), Feb. 21, 2009
.900, vs. Clemson (18-20), Jan. 24, 2013
.886, vs. Miami (32-35), Feb. 18, 2009
.882, at Wake Forest (90-87), Feb. 25, 2004
.875, vs. Maryland (14-16), Jan. 30, 2007
.875, vs. Virginia Tech (14-16), March 8, 2009
.871, at Pittsburgh (27-31) Feb. 23, 2014
.870, vs. Maryland (20-23), Jan. 17, 2012
.867, vs. Georgia Tech (13-15), March 2, 1994
.867, vs. Clemson (13-15), Feb. 18, 1995
.867, vs. Wake Forest (26-30), Feb. 26, 2013
.864, at NC State, Feb. 27, 2008
.857, at Georgia Tech (13-15), Jan. 13, 2007
.857, vs. Boston College (12-14), Feb. 16, 2013
.857, at Clemson (12-14), Jan. 19, 2015
.850, vs. NC State, Jan. 26, 2008
.846, vs. Duke (11-13), Feb. 2, 2013
.842, at Clemson (16-19), March 3, 2001

OFFENSIVE REBOUNDS

26, at Georgia Tech, Jan. 15, 1997
25, vs. Georgia Tech, Jan. 31, 1993
25, vs. NC State, March 7, 1996
23, vs. North Carolina, March 11, 1994
23, vs. Clemson, Feb. 18, 1995
23, vs. Georgia Tech, Feb. 18, 1998
22, vs. Maryland, Jan. 10, 1995
22, vs. Maryland, Feb. 27, 1999
21, vs. North Carolina, Jan. 24, 1996
21, at Maryland, Dec. 19, 2004

DEFENSIVE REBOUNDS

39, vs. Georgia Tech, Feb. 28, 2001
37, vs. NC State, Jan. 15, 1995
35, at Maryland, Dec. 19, 2004
34, vs. Maryland, Jan. 13, 1993
33, vs. Virginia, Feb. 12, 2011
31, at Clemson, March 3, 2001
30, vs. Wake Forest, Jan. 22, 1998
30, vs. Duke, Jan. 6, 2002
30, at Wake Forest, Feb. 19, 2011
30, at Georgia Tech, Feb. 14, 2011
30, vs. Wake Forest, Feb. 1, 2011
29, at Maryland, Jan. 18, 1992
29, vs. Virginia, Feb. 6, 1994
29, at Wake Forest, Jan. 7, 1995
29, at NC State, Feb. 2, 2000
29, vs. Clemson, Feb. 1, 2006
28, vs. NC State, Jan. 25, 1992
28, at Virginia, Jan. 6, 1993
28, at Maryland, Jan. 7, 1998
28, vs. Clemson, March 4, 1999
28, at South Florida, Jan. 8, 2000
28, vs. Clemson, Jan. 26, 2002
28, vs. Clemson, Feb. 14, 2004
28, at Duke, Feb. 4, 2006
28, vs. Maryland, Feb. 22, 2006
28, at Virginia, Feb. 17, 2007
28, vs. North Carolina, Jan. 14, 2012
28, vs. Georgia Tech, March 2, 2014

TOTAL REBOUNDS

56, at Maryland, Dec. 19, 2004
54, vs. NC State, Jan. 15, 1995
51, vs. NC State, March 7, 1996
50, at Virginia, Jan. 6, 1993
49, vs. Georgia Tech, Jan. 31, 1993
49, at Georgia Tech, Jan. 15, 1996
49, at Duke, Feb. 1, 2006
48, at Wake Forest, Jan. 7, 1995
47, vs. Virginia, Feb. 6, 1994
47, vs. Wake Forest, Feb. 1, 2011

ASSISTS

26, vs. NC State, Jan. 15, 1995
24, at Georgia Tech, Jan. 23, 1992
24, vs. Wake Forest, Feb. 10, 1993
23, vs. NC State, March 13, 1992
23, vs. Maryland, Jan. 13, 1993
22, at Wake Forest, Jan. 11, 1992
22, vs. North Carolina, Feb. 27, 1992
22, at Clemson, Jan. 20, 1993
21, vs. Clemson, Feb. 20, 1993
21, at NC State, Feb. 15, 1995
21, at Georgia Tech, Jan. 9, 1999
21, vs. Miami, Jan. 20, 2007
21, vs. North Carolina, March 11, 2012

BLOCKED SHOTS

15, at Virginia Tech, Jan. 10, 2012
14, vs. Maryland, Jan. 10, 1995
11, vs. Virginia, Feb. 28, 1998

STEALS

18, vs. NC State, Feb. 14, 1996
16, vs. Wake Forest, Feb. 1, 2011
16, at Wake Forest, Jan. 11, 1992
16, vs. NC State, March 13, 1992
16, at Georgia Tech, March 2, 1995
15, vs. NC State, Jan. 25, 1992
14, vs. Maryland, Dec. 28, 2004
14, vs. Clemson, Feb. 1, 2006
14, vs. Georgia Tech, Feb. 9, 2006
14, vs. North Carolina, Feb. 3, 2008
14, vs. Georgia Tech, Feb. 1, 2012
13, vs. North Carolina, Feb. 27, 1992
13, at Wake Forest, Jan. 9, 1993
13, at Georgia Tech, March 4, 1993
13, vs. Duke, Feb. 22, 1996
13, at Maryland, Jan. 9, 2013

TURNOVERS

28, at Maryland, Feb. 13, 1993
28, vs. Virginia Tech, Jan. 8, 2005
25, at Maryland, Dec. 19, 2004
24, at Duke, Jan. 6, 1992
24, at Maryland, Feb. 11, 1995
24, at Clemson, Jan. 13, 1998
24, at Duke, Feb. 7, 2002
23, at North Carolina, Jan. 27, 1993
23, vs. NC State, Jan. 15, 1995
23, vs. Maryland, Feb. 12, 1994
23, at Maryland, Jan. 27, 1999
23, vs. Maryland, Feb. 27, 1999
23, vs. Virginia, March 5, 1999
23, at NC State, Feb. 15, 2006
23, vs. Virginia Tech, Jan. 16, 2010
22, at Maryland, Jan. 11, 1994
22, vs. Maryland, Jan. 29, 1997
22, at Wake Forest, Feb. 20, 1999
22, at Wake Forest, Dec. 16, 2001
22, vs. Clemson, Jan. 12, 2005
22, at North Carolina, Jan. 22, 2005
22, at Virginia Tech, Jan. 24, 2009
22, at Clemson, Jan. 29, 2011

PERSONAL FOULS

36, vs. NC State, March 7, 1996
32, at Clemson, Feb. 27, 2005
31, vs. Clemson, March 4, 1999
31, at Virginia, Jan. 20, 2002
30, vs. North Carolina, March 14, 1992
30, at Maryland, Jan. 7, 1998
30, at Clemson, Jan. 13, 1998
30, vs. Georgia Tech, Feb. 11, 1999
29, vs. North Carolina, March 11, 1994
29, at Virginia Tech, Jan. 29, 2008
29, at Miami, Feb. 26, 2012
29, at Duke, Jan. 25, 2014
28, vs. Virginia, Jan. 4, 2014
28, at Duke, Feb. 4, 2006
28, at Miami, Feb. 25, 2015
27, vs. Maryland, Feb. 5, 1992
27, at Wake Forest, Feb. 7, 1996
27, at Duke, Feb. 10, 1998
27, at Wake Forest, Feb. 20, 1999
27, vs. Maryland, Feb. 27, 1999
27, at North Carolina, Feb. 17, 2002
27, at North Carolina, Feb. 21, 2004
27, at Wake Forest, Feb. 14, 2009



TEAM ACC RECORDS

FSU MISCELLANEOUS ACC RECORDS

LARGEST WINNING MARGIN

36, vs. Virginia (100-64), Feb. 6, 1994
 33, vs. North Carolina (90-57), Jan. 14, 2012
 28, vs. NC State (107-79), Jan. 15, 1995
 26, vs. NC State (78-52), Feb. 24, 2007
 25, vs. Virginia (88-63), Feb. 28, 1998
 24, vs. Wake Forest (83-59), Jan. 22, 1998
 24, vs. Maryland (85-61), Jan. 12, 2014
 23, at Wake Forest (75-52), Jan. 25, 2012
 22, vs. NC State (98-76), Jan. 25, 1992
 22, vs. Maryland (100-78), Feb. 10, 1996

LARGEST WINNING MARGIN ON THE ROAD

23, at Wake Forest (75-52), Jan. 25, 2012
 19, at Georgia Tech (75-56), Jan. 9, 1999
 19, at Virginia (69-59), Feb. 17, 2010
 18, at Clemson (89-71), Jan. 20, 1993
 15, vs. Boston College (62-47), Feb. 14, 2010
 13, at NC State (68-55), Jan. 3, 1998
 12, at North Carolina (86-74), Dec. 15, 1991

LARGEST LOSING MARGIN

48, at North Carolina (103-55), Jan. 24, 1998
 42, at Duke (100-58), Feb. 4, 2001
 34, at North Carolina (98-64), Feb. 7, 1999
 33, at Clemson (78-45), Feb. 14, 1999
 33, at Duke (101-68), Feb. 16, 2000
 33, at Maryland (96-63), Jan. 26, 2002
 31, vs. Duke (85-54), Jan. 16, 2000
 31, at Duke (49-80), Feb. 7, 2002
 30, at North Carolina (100-70), Jan. 25, 1995
 29, vs. Clemson (78-49), Feb. 15, 1998

BEST RECORD

12-4, second place in 1992-93; 12-4, third place in 2011-12

WORST RECORD

4-12 in 2000-01, 2001-02, 2002-03, 2004-05

BEST LEAGUE FINISH

Second place twice (1991-92 and 1992-93)

WORST LEAGUE FINISH

Tenth place tie (2004-05)

LONGEST WINNING STREAK

7 (Jan. 10, 2012-Feb. 4, 2012)

LONGEST HOME WINNING STREAK

10, Feb. 1, 1992 - Feb. 27, 1993

LONGEST ROAD WINNING STREAK

5, Jan. 11, 1992 - Feb. 18, 1992

LONGEST LOSING STREAK

9, Jan. 27, 1999 - Feb. 27, 1999

LONGEST HOME LOSING STREAK

4, Jan. 30, 1999 - Feb. 27, 1999;
 Jan. 4, 2001 - Jan. 25, 2001;
 Jan. 22, 2005 - Feb. 22, 2005

LONGEST ROAD LOSING STREAK

26, Dec. 16, 2001 - Jan. 26, 2005

BEST FIRST HALF

7-1 in 2011-12

BEST SECOND HALF

6-2 in 1991-92 and 1992-93

BEST HOME RECORD

7-1 in 1992-93, 2011-12

BEST ROAD RECORD

6-2 in 1991-92





ACC SERIES ANATOMIES

BOSTON COLLEGE (Florida State leads 7-5)

Last Florida State Win: Feb. 18, 2015, 69-60, Home
 Last Boston College Win: Feb. 8, 2012, 60-64, Away
 Leonard Hamilton vs. Boston College: 17-13 (7-5 at Florida State, 7-8 at Miami)
 Seminoles At Home: 5-1
 Seminoles On The Road: 2-4
 Seminoles On A Neutral Court: 0-0
 Seminoles Since 2006: 7-5
 Longest Winning Streak: 3 (Jan. 30, 2010-Jan. 22, 2011)
 Largest Margin Of Victory: +15, 62-47, Feb. 14, 2010, Home
 Largest Margin In Loss: -5, 67-72, Feb. 24, 2009, Away
 Most Points Scored: 87, 87-90, Jan. 14, 2006, Away

CLEMSON (Florida State leads 36-30)

Last Florida State Win: Jan. 19, 2015, 59-55, Away
 Last Clemson Win: Feb. 4, 2015, 62-56, Home
 Leonard Hamilton vs. Clemson: 13-15 (13-13 at Florida State, 0-2 at Miami)
 Seminoles At Home: 19-9
 Seminoles On The Road: 11-18
 Seminoles On A Neutral Court: 6-3
 Seminoles Since 1992: 30-23
 Longest Winning Streak: 5 (Jan. 19, 1994-Jan. 17, 1996)
 Largest Margin Of Victory: +42, 122-80, Jan. 22, 1970, Home
 Largest Margin In A Loss: -33, 45-78, Feb. 14, 1999, Away
 Most Points Scored: 122-80, Jan. 22, 1970, Home

DUKE (Duke leads, 34-9)

Last Florida State Win: March 10, 2012, 62-59, Neutral
 Last Duke Win: Feb. 9, 2015, 73-70, Home
 Leonard Hamilton vs. Duke: 6-11 (all at Florida State)
 Seminoles At Home: 6-15
 Seminoles On The Road: 2-18
 Seminoles On A Neutral Court: 1-1
 Seminoles Since 1992: 9-30
 Longest Winning Streak: 2 (March 1, 2006-Feb. 4, 2007)
 Largest Margin Of Victory: +5, 75-70, Feb. 2, 2003, 70-74, Home, March 1, 2006, 66-61, Jan. 12, 2011, Home
 Largest Margin In Loss: -42, 58-100, Feb. 4, 2001, Away
 Most Points Scored: 96-97, Feb. 4, 2006, Away

GEORGIA TECH (Florida State leads 39-27)

Last Florida State Win: Feb. 14, 2015, 57-53, Away
 Last Georgia Tech Win: Feb. 13, 2007, 57-63, Home
 Leonard Hamilton vs. Georgia Tech: 12-5 (10-5 at Florida State, 2-0 at Miami)
 Seminoles At Home: 20-10
 Seminoles On The Road: 17-16
 Seminoles On A Neutral Court: 2-1
 Seminoles Since 1992: 23-16
 Longest Winning Streak: 10 (current entering 2015-16 season)
 Largest Margin Victory: +58, 108-50, Feb. 9, 1972, Home
 Largest Margin In Loss: -21, 58-79, Jan. 26, 1996
 Most Points Scored: 108-50, Feb. 9, 1972, Home

LOUISVILLE (Louisville leads 31-9)

Last Florida State Win: March 9, 1991, 76-69, Neutral
 Last Louisville Win: Feb. 28, 2015, 81-59, Home
 Leonard Hamilton vs. Louisville: 0-2 (0-2 at Oklahoma State)
 Seminoles At Home: 6-11
 Seminoles On The Road: 2-17
 Seminoles On A Neutral Court: 1-3
 Seminoles Since 2014-15: 0-1
 Longest Winning Streak: 2 (Jan. 22, 1978-Feb. 17, 1978)
 Largest Margin Victory: +15, 75-60, Feb. 6, 1984, Home
 Largest Margin In Loss: -27, 69-96, Jan. 8, 1983, Home
 Most Points Scored: 93-94, March 4, 1978, Neutral

MIAMI (Florida State leads 42-33)

Last Florida State Win: Feb. 1, 2015, 55-54, Home
 Last Miami Win: Feb. 25, 2015, 81-77, Away
 Leonard Hamilton vs. Miami: 16-9 (15-9 at Florida State, 1-0 at Oklahoma State)
 Seminoles At Home: 28-7
 Seminoles On The Road: 13-25
 Seminoles On A Neutral Court: 2-1
 Seminoles Since 2005: 14-9
 Longest Winning Streak: 6 (Most recent-Feb. 18, 2009-Feb. 11, 2012; Dec. 6, 1968-Jan. 8, 1971)
 Largest Margin Of Victory: +41, 104-63, Jan. 9, 1970, Home
 Largest Margin In Loss: -37, 56-93, Jan. 8, 1971, Home
 Most Points Scored: 114-106, Jan. 8, 1971, Home

NORTH CAROLINA (North Carolina leads 47-12)

Last Florida State Win: March 11, 2012, 85-82, Neutral
 Last North Carolina Win: Jan. 24, 2015, 78-74, Away
 Leonard Hamilton vs. North Carolina: 4-16 (4-15 at Florida State, 0-1 at Miami)
 Seminoles At Home: 5-16
 Seminoles On The Road: 4-23
 Seminoles On A Neutral Court: 3-8
 Seminoles Since 1992: 9-34
 Longest Winning Streak: 2 (Dec. 15, 1991-Feb. 27, 1992; Feb. 24, 1996-Jan. 22, 1997)
 Largest Margin Of Victory: +33, 90-57, Feb. 14, 2012, Home
 Largest Margin In Loss: -48, 55-103, Jan. 24, 1998, Away
 Most Points Scored: 110-96, Feb. 27, 1992, Home

NC STATE (NC State leads, 30-22)

Last Florida State Win: March 9, 2013, 71-67, Home
 Last NC State Win: Jan. 17, 2015, 72-63, Away
 Leonard Hamilton vs. NC State: 6-13 (all at Florida State)
 Seminoles At Home: 12-7
 Seminoles On The Road: 9-17
 Seminoles On A Neutral Court: 1-6
 Seminoles Since 1992: 18-26
 Longest Winning Streak: 5 (Jan. 25, 1992-Feb. 17, 1993)
 Largest Margin Of Victory: +28, 107-79, Jan. 15, 1995, Home
 Largest Margin In Loss: -25, 46-71, Feb. 25, 2001, Away
 Most Points Scored: 107-79, Jan. 15, 1995, Home

NOTRE DAME (Florida State leads, 2-1)

Last Florida State Win: Jan. 21, 2014, 76-74, Home
 Last Notre Dame Win: Dec. 19, 2014, 83-63, Away
 Leonard Hamilton vs. Notre Dame: 9-4 (2-1 at Florida State, 7-3 at Miami)
 Seminoles At Home: 1-0
 Seminoles On The Road: 0-1
 Seminoles On A Neutral Court: 1-0
 Seminoles Since 2013-14: 1-1
 Longest Winning Streak: 1 (March 20, 2011-Present)
 Largest Margin Of Victory: +14, March 20, 2011
 Largest Margin In Loss: -20, 83-63, Dec. 19, 2014, Away
 Most Points Scored: 71, March 20, 2011, Neutral

PITTSBURGH (Pittsburgh leads, 10-3)

Last Florida State Win: March 7, 2015, 61-52, Home
 Last Pittsburgh Win: Jan. 14, 2015, 73-64, Away
 Leonard Hamilton vs. Pittsburgh: 10-15 (2-4 at Florida State, 5-7 at Miami, 0-2 at Oklahoma State)
 Seminoles At Home: 1-2
 Seminoles On The Road: 1-6
 Seminoles On A Neutral Court: 1-2
 Seminoles Since 2013-14: 1-2
 Longest Winning Streak: 2 (Dec. 21, 1985, 83-76; Jan. 23, 2014-Present)
 Largest Margin Of Victory: +9, March 7, 2015, Home
 Largest Margin In Loss: -22 (Dec. 8, 1973, Nov. 24, 2006)
 Most Points Scored: 89, Dec. 20, 1983

SYRACUSE (Syracuse leads, 5-1)

Last Florida State Win: March 12, 1997, 82-67, Neutral
 Last Syracuse Win: Jan. 11, 2015, 70-57, Away
 Leonard Hamilton vs. Syracuse: 4-14 (0-2 at Florida State, 4-12 at Miami)
 Seminoles At Home: 0-1
 Seminoles On The Road: 1-2
 Seminoles On A Neutral Court: 0-2
 Seminoles Since 2013-14: 0-2
 Longest Winning Streak: 1 (March 12, 1997, 82-67)
 Largest Margin Of Victory: +15, March 12, 1997, 82-67
 Largest Margin In Loss: -21, Feb. 3, 1990
 Most Points Scored: 82, March 12, 1997

VIRGINIA (Florida State leads, 24-21)

Last Florida State Win: March 7, 2012, 53-51, Home
 Last Virginia Win: March 12, 2014, 58-44, Neutral
 Leonard Hamilton vs. Virginia: 11-9 (all at Florida State)
 Seminoles At Home: 14-7
 Seminoles On The Road: 7-15
 Seminoles On A Neutral Court: 0-2
 Seminoles Since 1992: 22-23
 Longest Winning Streak: 7 (Jan. 23, 2008-Feb. 16, 2012)
 Largest Margin Of Victory: +36, 100-64, Feb. 6, 1994, Home
 Largest Margin In Loss: -20, 64-84, Jan. 6, 1994, Away
 Most Points Scored: 100-64, Feb. 6, 1994, Home

VIRGINIA TECH (Florida State leads, 30-20)

Last Florida State Win: Feb. 7, 2015, 73-65, Home
 Last Virginia Tech Win: Feb. 24, 2013, 80-70, Away
 Leonard Hamilton vs. Virginia Tech: 11-5 (all at Florida State)
 Seminoles At Home: 18-4
 Seminoles On The Road: 9-14
 Seminoles On A Neutral Court: 3-2
 Seminoles Since 1996: 13-5
 Longest Winning Streak: 7 (Dec. 22, 1973-Feb. 10, 1993)
 Largest Margin Of Victory: +29, 107-78, Feb. 23, 1987, Home
 Largest Margin In Loss: -14, 71-85, Jan. 14, 1985, Away
 Most Points Scored: 117-97, March 1, 1989, Home

WAKE FOREST (Wake Forest leads, 24-23)

Last Florida State Win: Jan. 28, 2015, 820-76 2OT, Home
 Last Wake Forest Win: Feb. 9, 2013; 71-46, Away
 Leonard Hamilton vs. Wake Forest: 12-11 (12-10 at Florida State, 0-1 at Miami)
 Seminoles At Home: 14-6
 Seminoles On The Road: 7-15
 Seminoles On A Neutral Court: 2-3
 Longest Winning Streak: 5 (Dec. 22, 1973-Feb. 10, 1993)
 Seminoles Since 1992: 21-23
 Largest Margin Of Victory: +24, 83-59, Jan. 22, 1998, Home; 85-61, Feb. 1, 2011, Home
 Largest Margin In Loss: -39, 48-47, Feb. 12, 2005, Away
 Most Points Scored: 111-94, Feb. 10, 1993, Home



MARGINS & HISTORY

MARGIN OF VICTORY

LARGEST MARGIN OF VICTORY

RANK	MARGIN	OPPONENT (DATE)	SCORE
1.	+69	Valdosta (Dec. 12, 1970)	134-65
2.	+67	Baptist (Feb. 5, 1977)	139-72
3.	+64	Tampa (Dec. 6, 1965)	121-57
4.	+60	South Dakota (Dec. 5, 1970)	125-65
5.	+58	Georgia Tech (Feb. 19, 1972)	108-50
6.	+57	Palm Beach Atlantic (Dec. 13, 1975)	109-52
7.	+54	Central Florida (Nov. 25, 1988)	133-79
8.	+53	Baptist College (Jan. 14, 1976)	107-54
	+53	UNC-Asheville (Jan. 2, 1992)	107-54
10.	+52	New Hampshire (Dec. 30, 1968)	104-52
	+52	Savannah State (Nov. 20, 2002)	93-41
12.	+51	Florida Atlantic (Dec. 1, 1993)	110-59
13.	+48	Valdosta State (Dec. 12, 1970)	111-63
14.	+47	Alabama A&M (Dec. 31, 2009)	81-34
15.	+46	Florida International (Dec. 2, 1987)	121-75
	+46	Rider (Jan. 4, 1989)	113-67
	+46	Campbell (Dec. 29, 2001)	93-47
18.	+45	Valdosta State (Dec. 2, 1968)	120-75
	+45	Valdosta State (Feb. 24, 1976)	106-61
	+45	Eckerd (Nov. 27, 1978)	116-71
	+45	Nicholls State (Nov. 26, 2004)	99-54
22.	+44	Jacksonville (Dec. 21, 2004)	101-57
23.	+43	Rollins (Feb. 11, 1960)	101-58
	+43	Samford (Jan. 16, 1971)	122-79
	+43	East Tennessee State (Jan. 8, 1972)	106-63
26.	+42	Clemson (Jan. 22, 1970)	122-80
	+42	South Alabama (Feb. 23, 1974)	105-63
	+42	Stetson (Nov. 18, 2009)	80-38
29.	+41	Jacksonville (Feb. 16, 1968)	106-65
	+41	Miami (Fla.) (Jan. 9, 1970)	104-63
	+41	Chattanooga (Feb. 1, 1975)	111-70
	+41	South Alabama (Nov. 20, 2012)	80-39
33.	+40	SW Louisiana (Jan. 24, 1976)	110-70
	+40	Purdue (Nov. 29, 2005)	97-57
	+40	Texas A&M Corpus Christi (Jan. 4, 2010)	94-54

LARGEST MARGIN OF DEFEAT

RANK	MARGIN	OPPONENT (DATE)	SCORE
1.	-52	West Virginia (Jan. 30, 1958)	51-103
2.	-48	North Carolina (Jan. 25, 1995)	55-103
3.	-45	North Carolina (Dec. 31, 1985)	64-109
4.	-43	Duke (Feb. 4, 2001)	58-101
5.	-40	The Citadel (Feb. 15, 1960)	60-100
	-40	Southern Mississippi (Feb. 8, 1986)	96-102
7.	-39	Marshall (Feb. 1, 1958)	68-107
8.	-35	North Carolina (Dec. 16, 1965)	80-115
9.	-34	North Carolina (Feb. 7, 1999)	98-64
10.	-33	Clemson (Feb. 14, 1999)	45-78
	-33	Duke (Feb. 16, 2000)	68-101
	-33	Maryland (March 8, 2002)	59-85



Florida State defeated North Carolina, 90-57, on Jan. 14, 2012 for its largest margin of victory (+33) over the Tar Heels in school history.

TOURNAMENT HISTORY

CHAMPIONSHIPS

NAIB District 25 – 1950-51; 1954-55
 Savannah Invitational – 1962-63
 Civitan Classic – 1968-69; 1971-72
 Gator Bowl – 1969-70
 Far West Classic – 1971-72
 Senior Bowl – 1971-72
 NCAA Mideast – 1971-72
 Big Sun – 1973-74; 1977-78
 Birmingham Classic – 1977-78
 Cotton States Classic – 1980-81
 Red Lobster Classic – 1986-87
 Metro Conference – 1990-91
 Global Sports Classic – 2008-09
 Old Spice Classic – 2009-10
 Coaches vs. Cancer – 2012-13

1968-69 Florida Sunshine Classic (2-0, Champions)
 1969-70 Gator Bowl (2-0, Champions)
 1970-71 Florida Sunshine Classic (1-1, Second)
 1970-71 Sun Bowl (0-2)
 1971-72 Civitan Classic (2-0, Champions)
 1971-72 Far West Classic (3-0, Champions)
 1971-72 Senior Bowl (2-0, Champions)
 1972-73 Marshall Invitational (1-1, Third)
 1972-73 Dayton Invitational (1-1, Third)
 1972-73 All College (2-1, Third)
 1973-74 Steel Bowl (1-1, Second)
 1973-74 Big Sun Classic (2-0, Champions)
 1973-74 Mercer Bear Classic (1-1, Third)
 1973-74 Bluebonnet Classic (1-1, Second)
 1973-74 Big Sun (2-0, First)
 1974-75 Louisville Holiday (1-1, Second)
 1975-76 Big Sun (1-1, Second)
 1975-76 Far West Classic (1-2, Seventh)
 1976-77 IPTAY Tournament (1-1, Second)
 1976-77 Cable Car Classic (1-1, Second)
 1976-77 Vermont Classic (1-1, Third)
 1977-78 Big Sun (2-0, First)
 1977-78 Birmingham Classic (2-0, First)
 1977-78 Pillsbury Classic (1-1, Second)
 1978-79 Dayton Invitational (1-1, Second)
 1978-79 Old Dominion Classic (1-1, Second)
 1980-81 Cotton States Classic (2-0, First)
 1981-82 Florida Four (1-1, Second)
 1981-82 Dayton Invitational (1-1, Second)
 1982-83 Florida Four (1-1, Third)
 1982-83 Cabrillo Classic (1-1, Third)
 1986-87 Red Lobster Classic (2-0, Champions)
 1987-88 Red Lobster Classic (1-1, Third)
 1988-89 Red Lobster Classic (1-1, Second)
 1989-90 Great Alaska Shootout (1-2, Fifth)
 1989-90 ECAC Holiday Festival (1-1, Third)
 1992-93 Preseason NIT (2-2, Fourth)
 1997-98 Preseason NIT (3-1, Second)
 1998-99 Rainbow Classic (2-1, Fifth)
 2000-01 Great Alaska Shootout (1-2, Seventh)
 2002-03 Fiesta Bowl Classic (1-1, Third)
 2003-04 Univ. of Pittsburgh Holiday Hoops Classic (3-1, Second)

2004-05 Corpus Christi Caller Times Challenge (1-3)
 2006-07 Colonial Classic (3-1)
 2007-08 Glenn Wilkes Classic (1-2)
 2008-09 Global Sports Classic (4-0)
 2009-10 Old Spice Classic (3-0)
 2010-11 Diamond Head Classic (2-1)
 2011-12 Battle 4 Atlantis (1-2)
 2012-13 Coaches vs. Cancer (3-1, Champions)
 2013-14 Puerto Rico Tip-Off (2-1)
 2014-15 Basketball Hall of Fame Tip-Off Classic (1-3)

Conference

1948-49 Dixie Conference (1-2, Fourth)
 1949-50 Dixie Conference (1-1, Third)
 1950-51 Dixie Conference (1-1, Second)
 1976-77 Metro Tournament (0-1)
 1977-78 Metro Tournament (1-1, Second)
 1978-79 Metro Tournament (2-1, Second)
 1979-80 Metro Tournament (2-1, Second)
 1980-81 Metro Tournament (1-1, Fourth)
 1981-82 Metro Tournament (1-1, Third)
 1982-83 Metro Tournament (0-1)
 1983-84 Metro Tournament (1-1)
 1984-85 Metro Tournament (2-1, Second)
 1985-86 Metro Tournament (1-1)
 1986-87 Metro Tournament (0-1)
 1987-88 Metro Tournament (1-1)
 1988-89 Metro Tournament (1-1)
 1989-90 Metro Tournament (0-1)
 1990-91 Metro Tournament (3-0, Champions)
 1991-92 ACC Tournament (1-1)
 1992-93 ACC Tournament (0-1)
 1993-94 ACC Tournament (0-1)
 1994-95 ACC Tournament (0-1)
 1995-96 ACC Tournament (0-1)
 1996-97 ACC Tournament (0-1)
 1997-98 ACC Tournament (0-1)
 1998-99 ACC Tournament (1-1)
 1999-00 ACC Tournament (1-1)
 2000-01 ACC Tournament (0-1)

APPEARANCES

In-Season

1950-51 NAIB District 25 (2-0, Champions)
 1950-51 NAIB Nationals (2-1, Quarterfinals)
 1951-52 Gator Bowl (0-3, Round Robin)
 1951-52 NAIB District 25 (1-1, Second)
 1952-53 NAIB District 25 (1-1, Second)
 1954-55 Gator Bowl (1-1, Third)
 1954-55 NAIB District 25 (2-0, Champions)
 1954-55 NAIB Nationals (1-1, Second Round)
 1955-56 Carousel Tournament (1-2, Sixth)
 1955-56 Orange Bowl (1-2, Seventh)
 1956-57 Senior Bowl (1-1, Third)
 1957-58 Senior Bowl (1-1, Third)
 1958-59 Citadel Invitational (0-2, Fourth)
 1959-60 Gator Bowl (1-1, Second)
 1960-61 Gator Bowl (0-1)
 1962-63 Savannah Invitational (3-0, Champions)
 1963-64 Gator Bowl (1-1, Third)
 1964-65 Vanderbilt Invitational (1-1, Third)
 1964-65 All College Tournament (1-2, Seventh)
 1965-66 Tampa Invitational (1-1, Second)
 1967-68 Milwaukee Classic (1-1, Third)
 1967-68 Evansville Tournament (1-1, Second)



IN-SEASON TOURNAMENTS

TOURNAMENT HISTORY

2001-02	ACC Tournament (1-1)
2002-03	ACC Tournament (1-1)
2003-04	ACC Tournament (0-1)
2004-05	ACC Tournament (0-1)
2005-06	ACC Tournament (0-1)
2006-07	ACC Tournament (1-1)
2007-08	ACC Tournament (1-1)
2008-09	ACC Tournament (2-1)
2009-10	ACC Tournament (0-1)
2010-11	ACC Tournament (0-1)
2011-12	ACC Tournament (3-0, Champions)
2012-13	ACC Tournament (1-1)
2013-14	ACC Tournament (1-1)
2014-15	ACC Tournament (1-1)

Postseason

1967-68	NCAA Tournament (0-1)
1971-72	NCAA Tournament (4-1, National Runner-up)
1977-78	NCAA Tournament (0-1)
1979-80	NCAA Tournament (1-1)
1983-84	National Invitation Tournament (1-1)
1986-87	National Invitation Tournament (1-1)
1987-88	NCAA Tournament (0-1)
1988-89	NCAA Tournament (0-1)
1990-91	NCAA Tournament (1-1)
1991-92	NCAA Tournament (2-1)
1992-93	NCAA Tournament (3-1)

1996-97	National Invitation Tournament (4-1, Second)
1997-98	NCAA Tournament (1-1)
2003-04	National Invitation Tournament (1-1)
2005-06	National Invitation Tournament (1-1)
2006-07	National Invitation Tournament (2-1)
2007-08	National Invitation Tournament (0-1)
2008-09	NCAA Tournament (0-1)
2009-10	NCAA Tournament (0-1)
2010-11	NCAA Tournament (2-1)
2011-12	NCAA Tournament (1-1)
2012-13	National Invitation Tournament (0-1)
2013-14	National Invitation Tournament (3-1, Third)

IN-SEASON TOURNAMENTS

NAIB District 25 (Jacksonville, Fla.)

March 2, 1951	vs. Stetson	W	65-58
March 3, 1951	vs. Georgia Teachers	W	69-67 (champions)

NAIB District 25 (DeLand, Fla.)

Feb. 28, 1952	vs. Miami (Fla.)	W	73-70
Feb. 29, 1952	vs. Tampa	L	57-78
March 4, 1953	vs. Mercer	W	87-77
March 5, 1953	vs. Stetson	L	81-94

NAIB District 25 (Tallahassee, Fla.)

Feb. 28, 1955	vs. Stetson	W	86-77
March 1, 1955	vs. Georgia Teachers	W	91-83 (champions)

NAIB National Tournament (Kansas City, Mo.)

March 13, 1951	vs. South Dakota State	W	85-70
March 14, 1951	vs. Pepperdine	W	61-59
March 15, 1951	vs. Millikin	L	60-91 (quarterfinals)
March 7, 1955	vs. Montana State	W	93-84
March 9, 1955	vs. Beloit	L	88-110

All-College Tournament (Oklahoma City, Okla.)

Dec. 28, 1964	vs. DePaul	L	44-52
Dec. 29, 1964	vs. Creighton	L	77-85
Dec. 30, 1964	vs. Rice	W	81-56
Dec. 27, 1972	vs. Penn State	W	70-60
Dec. 28, 1972	vs. Brigham Young	L	77-80
Dec. 30, 1972	vs. Oklahoma City	W	94-80

Battle 4 Atlantis (Nassau, Bahamas)

Nov. 24, 2012	vs. UMass	W	73-53
Nov. 25, 2012	vs. Harvard	L	41-46
Nov. 26, 2012	vs. UConn	L	76-78 (OT)

Big Sun Classic (St. Petersburg, Fla.)

Dec. 21, 1973	vs. Western Kentucky	W	107-87
Dec. 22, 1973	vs. Wake Forest	W	66-48 (champions)
Dec. 19, 1975	vs. South Florida	W	78-51
Dec. 20, 1975	vs. Alabama	L	72-76
Dec. 9, 1977	vs. South Florida	W	76-67
Dec. 10, 1977	vs. Seton Hall	W	94-63 (champions)

Birmingham Classic (Birmingham, Ala.)

Dec. 16, 1977	vs. Texas A&M	W	100-77
Dec. 17, 1977	vs. Navy	W	82-55 (champions)

Bluebonnet Classic (Houston, Texas)

Jan. 4, 1974	vs. Texas A&M	W	99-79
Jan. 5, 1974	vs. Houston	L	74-79

Cable Car Classic (San Francisco, Calif.)

Dec. 17, 1976	vs. Santa Clara	W	94-80
Dec. 18, 1976	vs. San Francisco	L	87-93

Cabrillo Classic (San Diego, Calif.)

Dec. 29, 1982	at San Diego State	L	85-89
Dec. 30, 1982	vs. Tulsa	W	92-80

Carousel Tournament (Charlotte, N.C.)

Dec. 19, 1955	vs. Clemson	L	76-94
Dec. 20, 1955	vs. Boston University	W	86-52
Dec. 21, 1955	vs. Mississippi State	L	71-79

The Citadel Invitational (Charleston, S.C.)

Dec. 19, 1958	vs. Miami (Fla.)	L	79-85
Dec. 20, 1958	vs. Georgia	L	72-83

Coaches vs. Cancer Classic (Tallahassee, Fla. * and Brooklyn, N.Y. &)

Nov. 9, 2012	vs. South Alabama*	L	71-76
Nov. 12, 2012	vs. Buffalo*	W	95-68
Nov. 16, 2012	vs. BYU&	W	88-70
Nov. 17, 2012	vs. Saint Joseph's&	W	73-66

Colonial Classic (Tallahassee, Fla. * and Pittsburgh, Pa. &)

Nov. 12, 2006	vs. McNeese State*	W	85-65
Nov. 13, 2006	vs. Illinois State*	W	73-59
Nov. 14, 2006	vs. SMU*	W	59-52
Nov. 24, 2006	at Pittsburgh&	L	66-88

Corpus Christi Caller Times Challenge (Tallahassee, Fla. * and Corpus Christi, Texas &)

Nov. 22, 2004	vs. Texas A&M-Corpus Christi*	L	67-70
Nov. 24, 2004	vs. Shawnee State*	W	88-65
Nov. 27, 2004	vs. Kent State&	L	59-69
Nov. 28, 2004	vs. Texas Christian&	L	70-71

Cotton States Classic (Atlanta, Ga.)

Dec. 19, 1980	vs. Missouri	W	68-64
Dec. 20, 1980	vs. Georgia	W	64-62 (champions)

Dayton Invitational (Dayton, Ohio)

Dec. 22, 1972	vs. Alabama	L	68-74
Dec. 23, 1972	vs. Northwestern	W	91-73
Dec. 22, 1978	at Dayton	L	80-97
Dec. 23, 1978	vs. Penn State	L	57-64
Dec. 29, 1981	vs. UNC Charlotte	W	76-73
Dec. 30, 1981	at Dayton	L	79-93

Diamond Head Classic (Honolulu, HI)

Dec. 22, 2010	at Hawaii	W	70-62
Dec. 23, 2010	vs. Butler	L	64-67
Dec. 25, 2010	vs. Baylor	W	68-61

ECAC Holiday Festival (New York, N.Y.)

Dec. 27, 1989	vs. NC State	L	72-90
Dec. 29, 1989	vs. Rhode Island	W	95-76

Evansville Tournament (Evansville, Ind.)

Dec. 29, 1967	vs. George Washington	W	94-69
Dec. 30, 1967	vs. Evansville	L	67-76

Far West Classic (Portland, Ore.)

Dec. 27, 1971	vs. Washington	W	85-77
Dec. 29, 1971	vs. Oregon State	W	73-72
Dec. 30, 1971	vs. Washington State	W	85-61 (champions)
Dec. 26, 1975	vs. Washington	L	54-69
Dec. 27, 1975	vs. Oregon State	L	75-78
Dec. 28, 1975	vs. Colorado State	W	84-54

Fiesta Bowl Classic (Tucson, Ariz.)

Dec. 28, 2002	vs. Boston University	L	69-84
Dec. 30, 2002	vs. Davidson	W	82-66

Florida Four Tournament (Tampa, Fla.)

Dec. 4, 1981	vs. Jacksonville	W	94-93 (OT)
Dec. 5, 1981	vs. South Florida	L	67-82



IN-SEASON TOURNAMENTS

Florida Four Tournament (Gainesville, Fla.)

Dec. 10, 1982	vs. South Florida	L	77-90
Dec. 11, 1982	vs. Jacksonville	W	81-66

Florida Sunshine Classic (Jacksonville, Fla.)

Dec. 6, 1968	vs. Miami (Fla.)	W	111-84
Dec. 7, 1968	vs. Jacksonville	W	93-88 (champions)
Dec. 7, 1970	vs. Southern Mississippi	W	117-84
Dec. 8, 1970	vs. Jacksonville	L	108-114
Dec. 6, 1971	vs. Stetson	W	90-54
Dec. 7, 1971	vs. Jacksonville	W	90-83 (champions)

Gator Bowl Tournament (Jacksonville, Fla.)

Dec. 28, 1951	vs. Georgia	L	50-59
Dec. 29, 1951	vs. Clemson	L	56-62
Dec. 30, 1951	vs. Florida	L	51-61
Dec. 27, 1954	vs. Florida	L	79-82
Dec. 28, 1954	vs. Georgia	W	97-87
Dec. 29, 1959	vs. Jacksonville	W	86-69
Dec. 30, 1959	vs. Georgia	L	66-69
Dec. 28, 1960	vs. Georgia	L	56-62
Dec. 26, 1963	vs. Air Force	L	53-78
Dec. 27, 1963	vs. Manhattan	W	85-81
Dec. 29, 1969	vs. Army	W	86-51
Dec. 30, 1969	vs. Florida	W	88-63

Glenn Wilkes Classic (Daytona Beach, Fla.)

Nov. 16, 2007	vs. UAB	W	78-70
Nov. 17, 2007	vs. Cleveland State	L	66-69 (OT)
Nov. 18, 2007	vs. USF	L	67-68

Global Sports Classic (Tallahassee Fla. * and Las Vegas, Nev. &)

Nov. 22, 2008	vs. Coastal Carolina*	W	82-70
Nov. 24, 2008	vs. Western Illinois*	W	67-55
Nov. 28, 2008	vs. Cincinnati&	W	58-47
Nov. 29, 2008	vs. California&	W	80-77

Great Alaska Shootout (Anchorage, Alaska)

Nov. 24, 1989	vs. Kansas State	L	70-71
Nov. 25, 1989	vs. Alaska Anchorage	W	75-74
Nov. 26, 1989	vs. Connecticut	L	60-63
Nov. 23, 2000	vs. Ohio State	L	65-90
Nov. 24, 2000	vs. DePaul	L	74-80
Nov. 25, 2000	vs. Rhode Island	W	86-71

IPTAY Tournament (Clemson, S.C.)

Nov. 26, 1976	vs. Toledo	W	70-66
Nov. 27, 1977	vs. Clemson	L	92-108

Louisville Holiday Classic (Louisville, Ky.)

Dec. 26, 1974	vs. Purdue	W	69-66
Dec. 27, 1974	vs. Louisville	L	61-79

Marshall Invitational (Marshall, W.V.)

Dec. 15, 1972	vs. Princeton	L	59-61
Dec. 16, 1972	vs. Baylor	W	85-67

Mercer Bear Classic (Macon, Ga.)

Dec. 27, 1973	vs. Indiana State	L	92-93
Dec. 28, 1973	vs. Wisconsin-Milwaukee	W	84-82

Milwaukee Classic (Milwaukee, Wisc.)

Dec. 15, 1967	vs. Marquette	L	58-78
Dec. 16, 1967	vs. Louisiana State	W	130-100

Naismith Basketball Hall of Fame Tip-Off Classic (Tallahassee, Fla. * and Uncasville, Conn. &)

Nov. 15, 2014	vs. Manhattan*	W	81-66
Nov. 18, 2014	vs. Northeastern*	L	73-76
Nov. 22, 2014	vs. Providence&	L	54-80
Nov. 23, 2014	vs. UMass&	L	69-73

Old Dominion Classic (Norfolk, Va.)

Jan. 5, 1979	vs. Georgia Southern	W	96-83
Jan. 6, 1979	vs. Old Dominion	L	76-80

Old Spice Classic (Lake Buena Vista, Fla.)

Nov. 26, 2009	vs. Iona	W	54-49
Nov. 27, 2009	vs. Alabama	W	60-51
Nov. 29, 2009	vs. Marquette	W	57-56 (champions)

Orange Bowl Tournament (Miami, Fla.)

Dec. 28, 1955	vs. West Virginia	L	69-78
Dec. 29, 1955	vs. Santa Clara	L	59-61
Dec. 30, 1955	vs. New York University	W	85-83

Pillsbury Classic (Minneapolis, Minn.)

Dec. 30, 1977	vs. Tulane	W	71-56
Dec. 31, 1977	vs. Minnesota	L	74-88

Pittsburgh Holiday Hoops Classic (Tallahassee, Fla. * and Pittsburgh, Pa. &)

Nov. 24, 2003	vs. Georgetown College*	W	81-67
Dec. 18, 2003	vs. Wagner*	W	83-62
Dec. 20, 2003	vs. Chicago State&	W	47-42
Dec. 22, 2003	vs. Pittsburgh&	L	56-63

Puerto Rico Tip-Off (Bayamon, Puerto Rico)

Nov. 21, 2013	vs. VCU	W	85-67
Nov. 22, 2013	vs. Michigan	L	80-82 (OT)
Nov. 24, 2013	vs. Northeastern	W	62-60

Preseason NIT

Nov. 18, 1992	vs. Siena	W	89-80
Nov. 20, 1992	vs. Iowa State	W	109-86
Nov. 25, 1992	vs. Indiana	L	78-81 (OT)
Nov. 27, 1992	vs. UCLA	L	83-86
Nov. 17, 1997	vs. Loyola (Md.)	W	89-72
Nov. 19, 1997	vs. Utah State	W	66-55
Nov. 26, 1997	vs. Connecticut	W	67-60
Nov. 28, 1997	vs. Kansas	L	58-73

Rainbow Classic (Honolulu, Hawaii)

Dec. 28, 1998	vs. Princeton	L	46-50
Dec. 29, 1998	vs. Mississippi State	W	69-58
Dec. 30, 1998	vs. Murray State	W	80-76 (OT)

Red Lobster Classic (Orlando, Fla.)

Dec. 29, 1986	vs. Alcorn State	W	84-62
Dec. 28, 1987	vs. Pittsburgh	L	71-72
Dec. 29, 1987	vs. Central Florida	W	101-67
Dec. 28, 1988	vs. Central Florida	W	97-64
Dec. 29, 1988	vs. Villanova	L	67-68
Dec. 30, 1987	vs. Tennessee	W	91-90 (OT) (champions)

Savannah Invitational (Savannah, Ga.)

Dec. 27, 1962	vs. Georgia	W	77-69
Dec. 28, 1962	vs. Alabama	W	49-48
Dec. 29, 1962	vs. Georgia Southern	W	79-60 (champions)

Senior Bowl Tournament (Mobile, Ala.)

Jan. 2, 1957	vs. Morehead State	L	75-97
Jan. 3, 1957	vs. Furman	W	108-96
Jan. 1, 1958	vs. The Citadel	L	57-59
Jan. 2, 1958	vs. Georgia	W	92-80
Jan. 3, 1972	vs. Denver	W	88-70
Jan. 4, 1972	vs. Saint Louis	W	63-62 (champions)

Steel Bowl Tournament (Pittsburgh, Pa.)

Dec. 7, 1973	vs. Clemson	W	65-58
Dec. 8, 1973	vs. Pittsburgh	L	60-82

Sun Bowl Tournament (El Paso, Texas)

Dec. 18, 1970	vs. Southern California	L	85-94
Dec. 19, 1970	vs. Miami (Ohio)	L	64-67

Tampa Invitational (Tampa, Fla.)

Dec. 20, 1965	vs. Virginia Military	W	65-64
Dec. 21, 1965	vs. Auburn	L	58-59

Vanderbilt Invitational (Nashville, Tenn.)

Dec. 18, 1964	vs. Oklahoma State	L	56-60
Dec. 19, 1964	vs. Baylor	W	82-64

Vermont Classic (Burlington, Vt.)

Dec. 29, 1976	vs. Army	L	71-72
Dec. 30, 1976	vs. Vermont	W	76-67



POSTSEASON TOURNAMENT HISTORY

POSTSEASON TOURNAMENTS

NCAA APPEARANCES: 14

Overall Record: 15-13 (.536 winning percentage)
 Times To National Championship Game: 1 (1972)
 Times To Final Four: 1 (1972)
 Times To Elite Eight: 1 (1972)
 Times To Sweet 16: 4 (1972, 1992, 1993, 2011)

Overall Appearances

Year	Florida State Results	FSU Seed
1968	Midwest Regional First Round	n/a
1972	NCAA National Championship Game	n/a
1978	Midwest Regional First Round	n/a
1980	Midwest Regional Second Round	8
1988	West Regional First Round	12
1989	Southeast Regional First Round	4
1991	Southeast Regional Second Round	7
1992	West Regional Semifinals	3
1993	Southeast Regional Finals	3
1998	Midwest Regional Second Round	12
2009	East Regional First Round	5
2010	West Regional First Round	9
2011	Southwest Regional Semifinals	10
2012	East Regional Third Round	3

1968

Midwest Regional First Round
 Site: Kent, Ohio Date: March 9, 1968
 East Tennessee State 79, Florida State 69

1972

NATIONAL CHAMPIONSHIP GAME

Midwest Regional First Round
 Site: Knoxville, Tenn. Date: March 11, 1972
 Florida State 83, Eastern Kentucky 81

Midwest Regional Semifinals/Finals
 Site: Dayton, Ohio Dates: March 16-18, 1972
 Florida State 70, Minnesota 56
 Florida State 73, Kentucky 54

NCAA Semifinals/Finals

Site: Los Angeles, Calif. Dates: March 23-25, 1972
 Florida State 79, North Carolina 75
 UCLA 81, Florida State 76

1978

Midwest Regional First Round
 Site: Knoxville, Tenn. Date: March 11, 1978
 Kentucky 85, Florida State 76

1980

Midwest Regional Second Round
 Site: Bowling Green, Ken. Dates: March 7-9, 1980
 No. 8 Florida State 94, No. 9 Toledo 91
 No. 1 Kentucky 97, No. 8 Florida State 78

1988

West Regional First Round
 Site: Los Angeles, Calif. Date: March 18, 1988
 No. 5 Iowa 102, No. 12 Florida State 98

1989

Southeast Regional First Round
 Site: Knoxville, Tenn. Date: March 16, 1989
 No. 13 Middle Tennessee State 97, No. 4 Florida State 83

1991

Southeast Regional Second Round
 Site: Louisville, Ken. Date: March 14-16, 1991
 No. 7 Florida State 75, No. 10 Southern California 72
 No. 2 Indiana 82, No. 7 Florida State 60

1992

WEST REGIONAL SEMIFINALS
West Regional First and Second Rounds
 Site: Boise, Idaho Dates: March 19-21, 1992
 No. 3 Florida State 78, No. 14 Montana 68
 No. 3 Florida State 78, No. 6 Georgetown 68
West Regional Semifinals
 Site: Albuquerque, N.M. Date: March 26, 1992
 No. 2 Indiana 85, No. 3 Florida State 74

1993

SOUTHEAST REGIONAL FINALS
Southeast Regional First and Second Rounds
 Site: Orlando, Fla. Date: March 18-20, 1993
 No. 3 Florida State 82, No. 14 Evansville 70
 No. 3 Florida State 94, No. 11 Tulane 63
Southeast Regional Semifinals and Finals
 Site: Charlotte, N.C. Date: March 25-27, 1993
 No. 3 Florida State 81, No. 7 Western Kentucky 78 (OT)
 No. 1 Kentucky 106, No. 3 Florida State 81

1998

Midwest Regional Second Round
 Site: Oklahoma City, Okla. Dates: March 13-15, 1998
 No. 12 Florida State 96, No. 5 Texas Christian 87
 No. 13 Valparaiso 83, No. 12 Florida State 77 (OT)

2009

East Regional First Round
 Site: Boise, Idaho Dates: March 20, 2009
 No. 12 Wisconsin 61, Florida State 59 (OT)

2010

West Regional First Round
 Site: Buffalo, N.Y. Dates: March 18, 2010
 No. 8 Gonzaga 67, Florida State 60

2011

SOUTHWEST REGIONAL SEMIFINALS
Southeast Regional Second and Third Rounds
 Site: Chicago, Ill. Dates: March 18-20, 2011
 No. 10 Florida State 57, No. 7 Texas A&M 50
 No. 10 Florida State 71, No. 2 Notre Dame 57
Southeast Regional Semifinals
 Site: San Antonio, Texas Date: March 25, 2011
 No. 11 VCU 72, Florida State 71 (OT)

2012

EAST REGIONAL THIRD ROUND
East Regional Second and Third Rounds
 Site: Nashville, Tenn. Dates: March 16-18, 2012
 No. 3 Florida State 66, No. 14 St. Bonaventure 63
 No. 6 Cincinnati 62, No. 3 Florida State 56

NIT APPEARANCES: 9

Overall Record: 13-9 (.591 winning percentage)

Overall Appearances

Year	Florida State Results
1984	Second Round (1-1)
1987	Second Round (1-1)
1997	National Runners-Up (4-1)
2004	Second Round (1-1)
2006	Second Round (1-1)
2007	Quarterfinal Round (2-1)
2008	First Round (0-1)
2013	First Round (0-1)
2014	National Semifinals (3-1)

1984

First Round
 Site: Raleigh, N.C. Date: March 15, 1984
 Florida State 74, NC State 71 (OT)

Second Round
 Site: Greensboro, N.C. Date: March 18, 1984
 Pittsburgh 66, Florida State 63

1987

First Round
 Site: Tallahassee, Fla. Date: March 12, 1987
 Florida State 107, Rhode Island 92

Second Round
 Site: Nashville, Tenn. Date: March 16, 1987
 Vanderbilt 109, Florida State 92

1997

CHAMPIONSHIP FINALS
First Round
 Site: Syracuse, N.Y. Date: March 12, 1997
 Florida State 82, Syracuse 67
Second Round
 Site: Tallahassee, Fla. Date: March 17, 1997
 Florida State 68, Michigan State 63
Third Round
 Site: Morgantown, W.V. Date: March 19, 1997
 Florida State 76, West Virginia 71
Semifinals
 Site: New York, N.Y. Date: March 25, 1997
 Florida State 71, Connecticut 65
Championship
 Site: New York, N.Y. Date: March 27, 1997
 Michigan 82, Florida State 73

2004

First Round
 Site: Wichita, Kan. Date: March 17, 2004
 Florida State 91, Wichita State 84 (2OT)

Second Round
 Site: Tallahassee, Fla. Date: March 23, 2004
 Iowa State 62, Florida State 59

2006

First Round
 Site: Tallahassee, Fla. Date: March 17, 2006
 Florida State 67, Butler 64

Second Round
 Site: Tallahassee, Fla. Date: March 21, 2006
 South Carolina 69, Florida State 68 (OT)

2007

QUARTERFINAL ROUND
First Round
 Site: Tallahassee, Fla. Date: March 13, 2007
 Florida State 77, Toledo 61
Second Round
 Site: Tallahassee, Fla. Date: March 15, 2007
 Florida State 87, Michigan 66
Quarterfinal Round
 Site: Starkville, Miss. Date: March 20, 2007
 Mississippi State 86, Florida State 71

2008

First Round
 Site: Tallahassee, Fla. Date: March 18, 2008
 Akron 65, Florida State 60 (OT)

2013

First Round
 Site: Tallahassee, Fla. Date: March 19, 2013
 Louisiana Tech 71, Florida State 66

2014

NATIONAL SEMIFINALS
First Round
 Site: Tallahassee, Fla. Date: March 18, 2014
 Florida State 58, Florida Gulf Coast 53
Second Round
 Site: Tallahassee, Fla. Date: March 24, 2014
 Florida State 101, Georgetown 90
Third Round
 Site: Tallahassee, Fla. Date: March 26, 2014
 Florida State 78, Louisiana Tech 75
Semifinals
 Site: New York, N.Y. Date: April 1, 2014
 Minnesota 67, Florida State 64 (OT)



POSTSEASON TOURNAMENT HISTORY

CONFERENCE TOURNAMENT HISTORY

ACC RESULTS

1992
Charlotte Coliseum, Charlotte, NC
Florida State 93, NC State 80 (Quarterfinals)
North Carolina 80, Florida State 76 (Semifinals)

1993
Charlotte Coliseum, Charlotte, NC
Clemson 87, Florida State 75 (Quarterfinals)

1994
Charlotte Coliseum, Charlotte, NC
North Carolina 83, Florida State 69 (Quarterfinals)

1995
Greensboro Coliseum, Greensboro, NC
Maryland 71, Florida State 64 (Quarterfinals)

1996
Greensboro Coliseum, Greensboro, NC
NC State 80, Florida State 65 (First Round)

1997
Greensboro Coliseum, Greensboro, NC
Wake Forest 66, Florida State 65 (Quarterfinals)

1998
Greensboro Coliseum, Greensboro, NC
NC State 65, Florida State 63 (First Round)

1999
Charlotte Coliseum, Charlotte, NC
Florida State 87, Clemson 85 (OT)
(First Round)
Maryland 93, Florida State 69
(Quarterfinals)

2000
Charlotte Coliseum, Charlotte, NC
Florida State 63, Georgia Tech 62
(First Round)
Maryland 82, Florida State 61
(Quarterfinals)

2001
Georgia Dome, Atlanta, GA
Clemson 66, Florida State 64
(First Round)

2002
Charlotte Coliseum, Charlotte, NC
Florida State 91, Clemson 84 (OT)
(First Round)
Maryland 85, Florida State 59
(Quarterfinals)

2003
Greensboro Coliseum, Greensboro, NC
Florida State 72, Clemson 61
(First Round)
Wake Forest 69, Florida State 61
(Quarterfinals)

2004
Greensboro Coliseum, Greensboro, NC
NC State 78, Florida State 71
(Quarterfinals)

2005
MCI Center, Washington, D.C.
NC State 70, Florida State 54
(First Round)

2006
Greensboro Coliseum, Greensboro, NC
Wake Forest 78, Florida State 66
(First Round)

2007
St. Pete Times Forum, Tampa, FL
Florida State 67, Clemson 66
(First Round)
North Carolina 73, Florida State 58
(Quarterfinals)

2008
Charlotte Bobcats Arena, Charlotte, NC
Florida State 70, Wake Forest 60
(First Round)
North Carolina 82, Florida State 70
(Quarterfinals)

2009
Georgia Dome, Atlanta, GA
Florida State 64, Georgia Tech 62
(Quarterfinals)
Florida State 73, North Carolina 70
(Semifinals)
Duke 79, Florida State 69
(Champion)

2010
Greensboro Coliseum, Greensboro, N.C.
NC State 58, Florida State 52
(Quarterfinals)

2011
Greensboro Coliseum, Greensboro, N.C.
Virginia Tech 52, Florida State 51
(Quarterfinals)

2012
Philips Arena, Atlanta, GA
Florida State 82, Miami 71
(First Round)
Florida State 62, Duke 59
(Semifinals)
Florida State 85, North Carolina 82
(Champion)

2013
Greensboro Coliseum, Greensboro, N.C.
Florida State 73, Clemson 69
(First Round)
North Carolina 83, Florida State 62
(Quarterfinals)

2014
Greensboro Coliseum, Greensboro, N.C.
Florida State 67, Maryland 65
(First Round)
Virginia 64, Florida State 51
(Quarterfinals)

2015
Greensboro Coliseum, Greensboro, N.C.
Florida State 76, Clemson 73
(First Round)
Virginia 58, Florida State 44
(Quarterfinals)

METRO RESULTS

1977
Mid-South Coliseum, Memphis, TN
Georgia Tech 72, Florida State 67
(First Round)

1978
Riverfront Coliseum, Cincinnati, OH
Florida State 71, Georgia Tech 69
(Semifinals)
Louisville 94, Florida State 93
(Championship)

1979
Mid-South Coliseum, Memphis, TN
Florida State 101, Tulane 92
(First Round)
Florida State 35, Memphis State 34
(Semifinals)
Virginia Tech 68, Florida State 60
(Championship)

1980
Freedom Hall, Louisville, KY
Florida State 85, Tulane 73
(First Round)
Florida State 79, Cincinnati 69
(Semifinals)
Louisville 81, Florida State 72
(Championship)

1981
Freedom Hall, Louisville, KY
Florida State 84, St. Louis 77
(First Round)
Cincinnati 58, Florida State 57
(Semifinals)

1982
Mid-South Coliseum, Memphis, TN
Florida State 54, Tulane 49
(First Round)
Louisville 97, Florida State 73
(Semifinals)

1983
Riverfront Coliseum, Cincinnati, OH
Memphis State 84, Florida State 74
(Semifinals)

1984
Mid-South Coliseum, Memphis, TN
Florida State 72, South Carolina 65
(First Round)

Memphis State 65, Florida State 63
(Semifinals)

1985
Freedom Hall, Louisville, KY
Florida State 97, Virginia Tech 93
(First Round)
Florida State 75, Cincinnati 65
(Semifinals)
Memphis State 90, Florida State 86 (OT)
(Championship)

1986
Freedom Hall, Louisville, KY
Florida State 77, Virginia Tech 76
(First Round)
Memphis State 73, Florida State 71
(Semifinals)

1987
Freedom Hall, Louisville, KY
South Carolina 86, Florida State 85
(First Round)

1988
Mid-South Coliseum, Memphis, TN
Florida State 84, Cincinnati 74
(First Round)
Memphis State 81, Florida State 74
(Semifinals)

1989
Carolina Coliseum, Columbia, SC
Florida State 80, South Carolina 63
(Semifinals)
Louisville 87, Florida State 80
(Championship)

1990
Gulf Coast Coliseum, Biloxi, MS
Cincinnati 65, Florida State 64 (OT)
(First Round)


1991
Roanoke Civic Center, Roanoke, VA
Florida State 65, South Carolina 55
(First Round)
Florida State 91, Virginia Tech 71
(Semifinals)
Florida State 76, Louisville 69
(Champion)

NCAA TOURNAMENT HISTORY


YEAR	REGIONAL	OPPONENT	W/L	SCORE	SEED
1967-68	Midwest First Round	East Tennessee State	L	69-79	—
1971-72	Midwest First Round	Eastern Kentucky	W	83-81	—
	Midwest Regional Series	Minnesota	W	70-56	—
	Midwest Regional Final	Kentucky	W	73-54	—
	Final Four	North Carolina	W	79-75	—
	National Championship	UCLA	L	76-81	—
1977-78	Midwest First Round	Kentucky	L	76-85	—
1979-80	Midwest First Round	No. 9 Toledo	W	94-91	No. 8
	Midwest Second Round	No. 1 Kentucky	L	78-97	—
	West First Round	No. 5 Iowa	L	98-102	No. 12
1987-88	Southeast First Round	No. 13 Middle Tenn. State	L	83-97	No. 4
1988-89	Midwest First Round	No. 10 Southern California	W	75-72	No. 7
1990-91	Midwest Second Round	No. 2 Indiana	L	60-82	—
1991-92	West First Round	No. 14 Montana	W	78-68	No. 3
	West Second Round	No. 6 Georgetown	W	78-68	—
	West Regional Series	No. 2 Indiana	L	74-85	—
1992-93	Southeast First Round	No. 14 Evansville	W	82-70	No. 3
	Southeast Second Round	No. 11 Tulane	W	94-63	—
	Southeast Regional Semis	No. 7 W. Kentucky	W	81-78	—
	Southeast Regional Final	No. 1 Kentucky	L	81-106	—
1997-98	Midwest First Round	No. 5 Texas Christian	W	96-87	No. 12
	Midwest Second Round	No. 13 Valparaiso	L	77-83 (OT)	—
	East First Round	No. 12 Wisconsin	L	59-61 (OT)	No. 5
2008-09	West First Round	No. 8 Gonzaga	L	60-67	No. 9
2009-10	West First Round	No. 7 Texas A&M	W	57-50	—
2010-11	Southeast Semifinals	No. 2 Notre Dame	W	71-57	—
		No. 11 VCU	L	71-72 (OT)	—
2011-12	East Third Round	No. 14 St. Bonaventure	W	66-63	No. 3
		No. 6 Cincinnati	L	56-62	—



NCAA TOURNAMENT HISTORY



Dave Cowens helped Florida State to its first berth in the NCAA Tournament.



Florida State played in the 1972 NCAA National Championship game against UCLA.

1967-68: DAVE COWENS AND FLORIDA STATE MAKE THEIR FIRST APPEARANCE IN THE TOURNAMENT

Led by sophomore Dave Cowens, Florida State made its first NCAA Tournament appearance during the 1967-68 season. The Seminoles finished the year with a 19-8 record after a 79-69 loss to East Tennessee State in the first round of the Mideast Regional. Cowens had an outstanding season averaging 18.8 points and 17.0 rebounds per game while hitting 53.8 percent (206-of-383) from the floor. Junior Jeff Hogan (15.8 ppg) and sophomore Jan Gies (12.7 ppg) also averaged in double figures for head coach Hugh Durham's second FSU team.

1971-72: THE UPSTART SEMINOLES SHOCK THE COLLEGE BASKETBALL WORLD

Entering the 1971-72 season, Florida State head coach Hugh Durham had one primary goal for his players. Said Durham prior to the season, "I want to get our players to play to their potential. If they do that, the wins will take care of themselves." By any standard, Durham succeeded. That season, Florida State fielded its most successful team in school history, winning a program-record 27 games against just six losses. The season culminated with an NCAA Mideast Regional Championship, a trip to the Final Four and a date with five-time defending national champion UCLA and legendary coach John Wooden in the national championship game. Along the way to the title game, Florida State knocked off perennial powers Minnesota, Kentucky and North Carolina. In the championship game, FSU fell just five points short of a national championship, going down 81-76 to the Bruins.

1977-78: COACH HUGH DURHAM TAKES HIS FINAL SEMINOLE TEAM BACK TO THE TOURNAMENT

Florida State found its way back to the NCAA Tournament in head coach Hugh Durham's final season at FSU, 1977-78. The Seminoles rolled through the Metro Conference to win the league's regular season title with an 11-1 record before falling in the conference tournament title game to Louisville 94-93. FSU's season ended in the NCAA Mideast

Regional when it lost to eventual national champion Kentucky 85-76. Harry Davis capped his Seminole career by leading Florida State in scoring (19.5 ppg) and rebounding (7.4 rpg).

1979-80: COACH JOE WILLIAMS TAKES THE SEMINOLES BACK TO THE TOURNAMENT IN HIS SECOND YEAR

The trio of guard Mickey Dillard, forward Murray Brown and center Elvis Rolle helped Florida State to its second postseason appearance in three seasons with its trip to the 1980 NCAA Tournament. The Seminoles posted a 22-9 record and finished as Metro Conference runners-up. FSU beat Toledo 94-91 in the first round of the NCAA Mideast Regional for its first postseason win in eight years before being eliminated by Kentucky. Dillard led Florida State with a 20.4 points per game scoring average while Brown (18.6) and Rolle (15.3) also averaged in double figures for head coach Joe Williams' club.



1987-88: COACH PAT KENNEDY'S CINDERELLA SEMINOLES RETURN TO THE NCAA SHOW AFTER SEVEN YEARS

Head coach Pat Kennedy's second team at Florida State returned to the NCAA Tournament after a seven-year absence. The Seminoles' Cinderella season began with low expectations as the Tribe had been picked to finish near the basement of the Metro Conference standings. But two personnel decisions turned the season into a satisfying one for Seminole fans. The first was to move a previously overweight, seldom-used forward to point guard and the other was to offer a scholarship to a junior college transfer whose left leg was shorter than his right. The twosome – George McCloud (point guard) and Tony Dawson (junior college transfer) – transformed FSU into an NCAA Tournament club that earned the 12th seed in the West Regional before falling to Iowa 102-98 in the first round. McCloud (18.2 ppg) and Dawson (17.9 ppg) both averaged more than 17 points per game for the 19-11 Seminoles.

1988-89: FSU RETURNS TO THE TOURNAMENT FOR THE SECOND YEAR IN A ROW

Florida State used the 1988-89 season to serve as a national coming-out party. The Seminoles topped one outstanding season with another, making the NCAA Tournament in consecutive seasons for the first time in school history. FSU, which returned four starters from the previous year, opened the season by winning 16 of its first 17 games, the best start in school history, and rose to as high as No. 8 in the national polls. The Seminoles also won the Metro Conference regular season crown, earned the fourth seed in the NCAA Southeast Regional and finished with a 22-8 record. George McCloud (22.8 ppg) and Tony Dawson (21.0 ppg) again led FSU by both averaging at least 21.0 points per game.

Rodney Dobard helped Florida State win six NCAA Tournament games in three different seasons.



George McCloud helped Florida State reach the 1988 NCAA Tournament with an 18.2 PPG average for the season.



NCAA TOURNAMENT HISTORY

1990-91: CHARLIE WARD MAKES THE DIFFERENCE, AS SEMINOLES ADVANCE TO SECOND ROUND

After a one-year absence, Florida State returned to the NCAA Tournament in 1990-91. Heading into the season, most experts thought that it would be head coach Pat Kennedy's most challenging since coming to Tallahassee. The Seminoles struggled early in the season and opened the year just 5-5. But in game 11 head coach Pat Kennedy inserted Charlie Ward in the starting lineup at point guard and FSU began to surge. Florida State won 12 of its final 17 games and rolled through the Metro Conference Tournament in three games to claim its first tournament title in its final season in the league. The Seminoles were the seventh seed in the NCAA Tournament's Midwest Regional and defeated USC in the first round 75-72, for FSU's first tournament win since 1980. Florida State's season would end with a 21-11 record after a second-round loss to Indiana.

1991-92: ANOTHER SEMINOLE CINDERELLA SQUAD MAKES THE SWEET 16

Not many college basketball experts predicted that Florida State's first game and season in the Atlantic Coast Conference would be so successful. The Seminoles' first game turned out to be one of the greatest wins in school history and the season was one of the finest in program annals. FSU's ACC opener at North Carolina would provide a glimpse of what was to follow that season. Playing without star forward Doug Edwards and with just one senior on the roster, the Seminoles went into the Dean Smith Center and stunned the fifth-ranked Tar Heels 86-74 before more than 19,000. Florida State rolled on to a 22-10 record, an 11-5 conference record and second-place finish, and an appearance in the NCAA Tournament's Sweet 16. Seeded third in the West Regional, FSU defeated Montana and Georgetown before giving Indiana everything it could handle in defeat.

1992-93: ANOTHER STEP UP THE LADDER: THE ELITE EIGHT

One year after advancing to the Sweet 16 of the NCAA Tournament, the 1992-93 Seminoles did their predecessor one better – a trip to the Elite Eight. The second-most successful season in Florida State basketball history ended just 40 minutes shy of the Final Four with a loss to Kentucky in the Southeast Regional Championship Game. Led by the quintet of Sam Cassell, Rodney Dobard, Doug Edwards, Bob Sura and Charlie Ward, the Seminoles went 25-10, including a 12-4 mark in the ACC. Florida State's 25 wins were the second most in school history.

1997-98: COACH STEVE ROBINSON TAKES THE SEMINOLES BACK TO THE BIG SHOW

Steve Robinson's first season as the Seminoles' head coach was a successful one as he took his team back to the NCAA Tournament. Florida State opened the season by winning 12 of its first 14 games, including an 84-79 win over defending national champion

Arizona in Tallahassee. After a late season stumble, FSU picked itself back up in the first round of the NCAA Tournament's Midwest Regional. The Seminoles, seeded 12th, played one of their best games of the year in beating No. 5 Texas Christian 96-87. Florida State's season would end in the second round with a heart-breaking 83-77 overtime loss to Valparaiso and an 18-14 record.

2008-09: LEONARD HAMILTON RETURNS SEMINOLES TO NCAA TOURNAMENT

Leonard Hamilton, who was named the 2009 National Coach of the Year by Basketball Times and the ACC Coach of the Year by the Atlantic Coast Sports Media Association, guided the Florida State men's basketball team to one of the most successful seasons in school history in 2009. The Seminoles finished the season with a 25-10 record, a No. 5 seed in the NCAA Tournament and the first ACC Championship game appearance in school history. The Seminoles defeated four ranked teams including No. 1 North Carolina in the semifinals of the ACC Tournament during the season. The Seminoles faced No. 12 seed Wisconsin in a dreaded five-12 game and lost in the first round to the Badgers, 61-59 in overtime in Boise, Idaho.

2010-11: SEMINOLES WIN THEIR WAY BACK TO THE SWEET SIXTEEN

With victories over No. 2 seeded and No. 5 ranked Notre Dame and No. 7 seeded and No. 20 ranked Texas A&M, the Seminoles advanced to the Sweet 16 of the NCAA Tournament for the fourth time in school history and the first time since 1993. It marked the second time in school history that Florida State had defeated two ranked teams in the same NCAA Tournament. With four victories over ranked teams during the season – including No. 1 Duke – the Seminoles finished the season with a 23-11 overall record and an 11-5 mark in the ACC. Florida State was the best defensive team in the nation for the second consecutive season as it led the nation in field goal percentage defense and ranked fifth nationally in blocked shots. The Seminoles defeated Texas A&M and Notre Dame in the second and third rounds of the NCAA Tournament before falling to VCU in the Southeast Regional semifinals.

2011-12: SEMINOLES REACH NCAA TOURNEY FOR FOURTH STRAIGHT SEASON


Coach Leonard Hamilton's Seminoles reached the NCAA Tournament for the fourth straight year in 2012. Florida State earned the third seed in the NCAA Tournament's East Regional, after capturing the first ACC Tournament Championship in school history by defeating Miami, Duke and North Carolina in Atlanta, Georgia. The win over the Tar Heels was the second of the year for Florida State versus UNC, as FSU also handed the third-ranked Tar Heels a 90-57 destruction in Tallahassee on January 14, 2012. The third-seeded Seminoles opened NCAA play with a win over No. 14 seeded St. Bonaventure. Two days later, Florida State was upset by the No. 6 seeded Cincinnati Bearcats.



Tony Dawson led Florida State to the NCAA Tournament in both 1988 and 1989.



Bob Sura, Florida State's all-time leading scorer, played in the 1992 and 1993 NCAA Tournaments.



Leonard Hamilton led FSU to a No. 5 seed in the 2009 NCAA Tournament and a No. 3 seed in the 2012 NCAA Tournament.



Florida State advanced to the Sweet 16 of the 2011 NCAA Tournament.



SERIES RECORDS

SERIES RECORDS BY OPPONENT

Table with 16 columns: Opponent (Games Played), Record, Opponent (Games Played), Record, Opponent (Games Played), Record, Opponent (Games Played), Record, Opponent (Games Played), Record. Lists series records for various opponents.

SERIES RECORDS - GAME-BY-GAME

Table with 4 columns: Date, Opponent, Record, Score. Lists game-by-game series records for various opponents.



SERIES RECORDS

SERIES RECORDS - GAME-BY-GAME

Dec. 4, 2001.....	H	W	78-62
Dec. 15, 2004.....	H	W	56-47
Boston College (7-5)			
H-5-1; A-2-4; N-0-0			
Jan. 14, 2006.....	A	L	87-90
Jan. 23, 2007.....	A	L	82-85
Feb. 11, 2007.....	H	L	67-68
Feb. 23, 2008.....	H	W	66-63
Feb. 24, 2009.....	A	L	67-72
Jan. 30, 2010.....	A	W	61-57
Feb. 14, 2010.....	H	W	62-47
Jan. 22, 2011.....	H	W	67-51
Feb. 8, 2012.....	A	L	60-64
Feb. 16, 2013.....	H	W	69-66
March 4, 2014.....	A	w	74-70
Feb. 18, 2015.....	H	W	69-60
Boston University (1-2)			
H-0-0; A-0-1; N-1-1			
Dec. 20, 1955.....	N	W	86-52
Dec. 28, 2002.....	N	L	69-84
Feb. 24, 2009.....	A	L	67-72
Bowling Green (1-0)			
H-0-0; A-0-0; N-1-0			
Dec. 17, 2005.....	N	W	71-60
Bradley (0-1)			
H-0-0; A-0-1; N-0-0			
Dec. 8, 1956.....	A	L	66-90
Brigham Young (1-1)			
H-0-0; A-0-0; N-1-1			
Dec. 29, 1972.....	N	L	77-80
Nov. 16, 2012.....	N	W	88-70
Bucknell (1-0)			
H-1-0; A-0-0; N-0-0			
Nov. 28, 1987.....	H	W	87-58
Buffalo (1-0)			
H-1-0; A-0-0; N-0-0			
Nov. 12, 2012.....	H	W	95-68
Butler (2-3)			
H-2-0; A-0-1; N-0-2			
Dec. 30, 1996.....	H	W	87-68
Dec. 23, 1998.....	A	L	65-77
March 17, 2006.....	H	W	67-63
Dec. 15, 2007.....	N	L	68-79
Dec. 23, 2010.....	N	L	64-67
California (1-0)			
H-0-0; A-0-0; N-1-0			
Nov. 29, 2008.....	N	W	80-77
California (Pa.) (1-0)			
H-0-0; A-0-0; N-1-0			
Jan. 9, 1986.....	H	W	113-75
California-Irvine (1-0)			
H-1-0; A-0-0; N-0-0			
Jan. 30, 1971.....	H	W	82-69
California-Santa Barbara (1-0)			
H-1-0; A-0-0; N-0-0			
Jan. 18, 1965.....	H	W	62-61
California State-Bakersfield (1-0)			
H-1-0; A-0-0; N-0-0			
Dec. 18, 1974.....	H	W	96-66
Campbell (2-0)			
H-2-0; A-0-0; N-0-0			
Dec. 29, 2001.....	H	W	93-47
Dec. 22, 2005.....	H	W	108-73
Canisius (1-1)			
H-1-0; A-0-1; N-0-0			
Feb. 6, 1974.....	H	W	91-74
Jan. 25, 1975.....	A	L	75-81
Centenary (2-3)			
H-2-0; A-0-3; N-0-0			
March 1, 1957.....	A	L	74-92
Feb. 2, 1959.....	A	L	63-87
Jan. 7, 1960.....	H	W	81-71
Feb. 11, 1963.....	H	W	82-68
Feb. 8, 1964.....	A	L	72-79
Central Connecticut State (1-0)			
(Formerly known as Connecticut St. Teachers)			
H-1-0; A-0-0; N-0-0			
Dec. 14, 1950.....	H	W	76-68
Central Florida (11-0)			
H-8-0; A-1-0; N-2-0			
Nov. 28, 1980.....	H	W	57-41

Nov. 26, 1983.....	H	W	95-56
Jan. 6, 1986.....	H	W	76-58
Jan. 26, 1987.....	H	W	76-57
Dec. 29, 1987.....	N	W	101-67
Jan. 28, 1988.....	H	W	93-69
Nov. 25, 1989.....	H	W	133-79
Dec. 28, 1989.....	N	W	97-64
Nov. 14, 2011.....	H	W	73-50
Nov. 13, 2013.....	A	W	80-68
Dec. 6, 2014.....	H	W	96-73
Central Methodist (Mo.) (0-2)			
H-0-1; A-0-1; N-0-0			
Dec. 19, 1949.....	A	L	50-62
Dec. 15, 1952.....	H	L	59-62
Charleston (3-0)			
H-2-0; A-1-0; N-0-0			
Dec. 15, 1949.....	H	W	72-37
Dec. 9, 1950.....	A	W	74-54
Dec. 18, 2007.....	H	W	66-61
Charleston Southern (8-0)			
(Formerly known as Baptist College)			
H-8-0; A-0-0; N-0-0			
Jan. 14, 1976.....	H	W	107-54
Feb. 5, 1977.....	H	W	139-72
Jan. 10, 1981.....	H	W	87-60
Jan. 18, 1984.....	H	W	92-75
Dec. 18, 2008.....	H	W	71-48
Dec. 5, 2011.....	H	W	76-51
Dec. 30, 2013.....	H	W	67-59
Nov. 28, 2014.....	H	W	58-47
Chicago State (1-0)			
H-0-0; A-0-0; N-1-0			
Dec. 20, 2003.....	N	W	47-42
Cincinnati (22-16)			
H-12-3; A-6-10; N-4-3			
March 4, 1972.....	A	L	64-88
Jan. 13, 1973.....	H	W	78-74
Feb. 10, 1973.....	A	L	62-89
Dec. 27, 1977.....	A	L	75-77
Jan. 17, 1978.....	H	W	76-66
Jan. 27, 1979.....	A	W	80-77
Feb. 17, 1979.....	H	W	76-71
Feb. 2, 1980.....	A	W	54-52
Feb. 9, 1980.....	H	W	77-74
Feb. 29, 1980.....	N	W	79-69
Jan. 5, 1981.....	A	W	79-77
Feb. 14, 1981.....	H	L	79-80
March 6, 1981.....	N	L	57-58
Feb. 20, 1982.....	A	L	83-84
Feb. 27, 1982.....	H	L	71-73
Jan. 22, 1983.....	H	W	86-78
Feb. 5, 1983.....	A	L	48-63
Jan. 14, 1984.....	H	W	71-57
Feb. 29, 1984.....	A	W	85-64
Jan. 2, 1985.....	A	L	63-62
Feb. 27, 1985.....	H	W	86-60
March 8, 1985.....	N	W	76-65
Jan. 11, 1986.....	H	W	76-73
Feb. 15, 1986.....	A	L	72-78
Jan. 17, 1987.....	A	L	67-69
Feb. 2, 1987.....	H	W	77-75
Jan. 23, 1988.....	A	W	74-71
Feb. 6, 1988.....	H	W	101-68
March 11, 1988.....	N	W	84-74
Jan. 21, 1989.....	H	W	95-80
Feb. 4, 1989.....	A	W	66-65
Jan. 11, 1990.....	H	L	69-72
Feb. 8, 1990.....	A	L	62-82
March 8, 1990.....	N	L	64-65
Jan. 10, 1991.....	H	W	72-67
Feb. 7, 1991.....	A	L	67-76
Nov. 28, 2008.....	N	W	58-42
March 18, 2012.....	N	L	56-62
The Citadel (6-4)			
H-4-1; A-2-2; N-0-1			
Jan. 1, 1958.....	N	L	57-59
Jan. 5, 1960.....	H	L	74-76
Feb. 15, 1960.....	A	L	60-100
Feb. 6, 1961.....	H	W	83-77
Feb. 18, 1961.....	A	L	66-79
Dec. 19, 1966.....	A	W	83-67
Jan. 2, 1968.....	A	W	96-75
Feb. 7, 1968.....	H	W	93-50
Dec. 30, 1999.....	H	W	77-51
Nov. 25, 2014.....	H	W	66-55
Clemson (37-30)			
H-19-9; A-11-18; N-7-3			
Dec. 28, 1951.....	N	L	56-62
Dec. 19, 1955.....	N	L	76-94
Dec. 18, 1959.....	A	L	64-68
Dec. 12, 1960.....	H	W	74-57
Dec. 19, 1960.....	A	W	65-64

Dec. 14, 1961.....	H	L	77-82
Jan. 8, 1962.....	A	L	69-75
Feb. 7, 1969.....	A	W	70-67
Jan. 22, 1970.....	H	W	122-80
Dec. 7, 1973.....	N	W	65-58
Nov. 27, 1976.....	A	L	92-108
Feb. 8, 1992.....	H	W	102-90
Feb. 18, 1992.....	A	L	67-68
Jan. 20, 1993.....	A	W	89-71
Feb. 20, 1993.....	H	W	102-92
March 12, 1993.....	N	L	75-87
Jan. 19, 1994.....	H	W	60-57
Feb. 19, 1994.....	A	W	79-71
Jan. 18, 1995.....	A	W	67-66
Feb. 18, 1995.....	H	W	62-57
Jan. 17, 1996.....	H	W	75-62
Feb. 17, 1996.....	A	L	59-67
Jan. 11, 1997.....	H	L	70-76
Feb. 23, 1997.....	A	W	67-65
Jan. 13, 1998.....	A	L	65-86
Feb. 15, 1998.....	H	L	49-78
Jan. 12, 1999.....	H	W	70-64
Feb. 14, 1999.....	A	L	45-78
March 4, 1999.....	N	W	(OT) 87-85
Jan. 12, 2000.....	H	W	60-57
Feb. 12, 2000.....	A	L	84-58
Jan. 31, 2001.....	H	W	(OT) 88-84
March 3, 2001.....	A	W	75-63
March 8, 2001.....	H	L	64-66
Jan. 24, 2002.....	H	W	68-63
Feb. 23, 2002.....	A	L	78-87
March 7, 2002.....	N	W	(OT) 91-84
Jan. 21, 2003.....	H	W	60-59
Feb. 22, 2003.....	A	L	60-74
March 13, 2003.....	N	W	72-61
Jan. 13, 2004.....	A	L	48-53
Feb. 14, 2004.....	H	W	65-52
Jan. 12, 2005.....	H	L	54-56
Feb. 27, 2005.....	A	L	74-83
Jan. 4, 2006.....	A	L	55-61
Feb. 1, 2006.....	H	W	69-59
Jan. 3, 2007.....	H	L	66-68
Feb. 7, 2007.....	A	L	58-71
March 8, 2007.....	N	W	67-66
Jan. 12, 2008.....	A	L	(2OT) 97-85
Feb. 19, 2008.....	H	W	64-55
Feb. 7, 2009.....	A	W	65-61
Feb. 28, 2009.....	H	W	73-66
Feb. 10, 2010.....	A	L	67-77
Feb. 28, 2010.....	H	L	50-53
Dec. 12, 2010.....	H	W	75-69
Jan. 29, 2011.....	A	L	44-62
Jan. 7, 2012.....	A	L	59-79
March 4, 2012.....	H	W	80-72
Jan. 5, 2013.....	A	W	74-66
Jan. 24, 2013.....	H	W	60-57
March 14, 2013.....	N	W	73-69
Jan. 9, 2014.....	A	W	56-41
Jan. 1, 2014.....	H	L	53-49
Jan. 19, 2015.....	A	W	59-55
Feb. 4, 2015.....	H	L	56-62
March 11, 2015.....	N	W	76-73
Cleveland State (2-2)			
H-2-0; A-0-1; N-0-1			
Feb. 18, 1980.....	H	W	86-83
Dec. 19, 2000.....	A	L	(2OT) 85-87
Dec. 19, 2001.....	H	W	76-63
Nov. 17, 2007.....	N	L	(OT) 66-69
Coastal Carolina (2-0)			
H-2-0; A-0-0; N-0-0			
Dec. 21, 2006.....	H	W	78-65
Nov. 22, 2008.....	H	W	82-70
Colorado State (1-0)			
H-0-0; A-0-0; N-1-0			
Dec. 28, 1975.....	N	W	84-54
Connecticut (4-3)			
H-1-1; A-1-0; N-2-2			
Jan. 6, 1973.....	H	W	91-55
Nov. 26, 1989.....	N	L	60-63
Feb. 6, 1993.....	A	W	86-74
Dec. 12, 1995.....	H	L	61-79
March 25, 1997.....	N	W	(OT) 71-65
Nov. 26, 1997.....	N	W	67-60
Nov. 26, 2011.....	N	L	(OT) 76-78
Creighton (0-1)			
H-0-0; A-0-0; N-0-1			
Dec. 29, 1964.....	N	L	77-85
Culver-Stockton (0-1)			
H-0-1; A-0-0; N-0-0			
Dec. 8, 1951.....	H	L	56-59

Davidson (1-0)			
H-0-0; A-0-0; N-1-0			
Dec. 30, 2002.....	N	W	82-66
Dayton (3-3)			
H-1-0; A-2-3; N-0-0			
Feb. 15, 1969.....	H	W	79-71
Feb. 7, 1970.....	A	W	82-76
March 6, 1976.....	A	L	81-95
Feb. 18, 1977.....	A	W	76-71
Dec. 22, 1978.....	A	L	80-97
Dec. 30, 1981.....	A	L	79-93
Denver (1-0)			
H-0-0; A-0-0; N-1-0			
Jan. 3, 1972.....	N	W	88-70
DePaul (2-3)			
H-0-0; A-1-0; N-1-3			
Dec. 28, 1964.....	N	L	44-52
Feb. 23, 1992.....	A	L	75-85
Dec. 9, 1995.....	N	W	85-80
Dec. 31, 1997.....	A	W	66-55
Nov. 24, 2000.....	N	L	74-80
Detroit Mercy (1-0)			
(Formerly known as Detroit)			
H-1-0; A-0-0; N-0-0			
Dec. 29, 1994.....	H	W	84-83
Drury (0-1)			
H-0-0; A-0-1; N-0-0			
Dec. 20, 1949.....	A	L	52-59
Duke (9-34)			
H-6-15; A-2-18; N-1-1			
Jan. 3, 1954.....	A	L	75-97
Jan. 6, 1992.....	A	L	70-86
Jan. 30, 1992.....	H	L	62-75
Jan. 24, 1993.....	H	W	(OT) 89-88
Feb. 24, 1993.....	A	L	75-98
Jan. 22, 1994.....	A	L	79-106
Feb. 23, 1994.....	H	L	72-84
Jan. 21, 1995.....	H	W	78-75
Feb. 22, 1995.....	A	L	67-72
Jan. 20, 1996.....	A	L	65-85
Feb. 22, 1996.....	H	L	87-93
Dec. 5, 1996.....	A	L	(OT) 66-72
Feb. 15, 1997.....	H	L	79-89
Jan. 10, 1998.....	H	L	63-75
Feb. 10, 1998.....	A	L	72-86
Jan. 16, 1999.....	A	L	75-98
Feb. 17, 1999.....	H	L	59-85
Jan. 16, 2000.....	H	L	54-85
Feb. 16, 2000.....	A	L	68-101
Jan. 4, 2001.....			



SERIES RECORDS

SERIES RECORDS - GAME-BY-GAME

Eastern Kentucky (6-1) H-2-0; A-2-1; N-2-0
Dec. 17, 1966 A L 59-81
Dec. 4, 1971 H W 96-83
March 11, 1972 N W 83-81
Dec. 10, 1973 A W 93-80
Dec. 4, 1974 N W 87-70
Jan. 4, 1975 H W 107-75
Dec. 6, 1975 A W 65-59

Eckerd (1-0) H-1-0; A-0-0; N-0-0
Nov. 27, 1978 H W 116-71

Elon (1-0) H-1-0; A-0-0; N-0-0
Nov. 23, 2001 H W 89-59

Erskine (1-1) H-1-0; A-0-1; N-0-0
Feb. 5, 1948 A L 45-47
Feb. 28, 1948 H W 49-48

Evansville (1-1) H-0-0; A-0-1; N-1-0
Dec. 30, 1967 A L 67-76
March 18, 1993 N W 82-70

Fairleigh Dickinson (3-0) H-3-0; A-0-0; N-0-0
Feb. 26, 1974 H W 86-58
Jan. 11, 1978 H W 85-43
Dec. 6, 2003 H W 83-46

Florida (23-43) H-10-16; A-7-20; N-7-6
Dec. 29, 1951 N L 51-61
Dec. 27, 1954 N L 79-82
Dec. 10, 1956 N L 65-67
Dec. 11, 1957 A L 70-71
Dec. 13, 1958 H W 82-60
Dec. 5, 1959 A L 71-81
Dec. 14, 1960 H L 67-74
Feb. 22, 1961 A L 74-75
Dec. 7, 1961 A W 85-71
Feb. 21, 1962 A W 79-56
Dec. 6, 1962 H L 59-80
Jan. 23, 1963 A L 50-52
Dec. 3, 1963 H L 55-78
Jan. 23, 1964 A L 50-52
Dec. 9, 1964 H W 51-50
Feb. 23, 1965 A L 65-77
Dec. 8, 1965 A L 62-75
Jan. 18, 1966 H L 65-74
Dec. 7, 1966 A L 30-50
Feb. 22, 1967 H L 75-90
Dec. 7, 1967 H L 87-95
Feb. 21, 1968 A L 64-89
Dec. 30, 1969 N W 88-63
Dec. 9, 1978 N W 68-61
Dec. 8, 1979 N W 87-70
Dec. 13, 1980 N L 74-81
Jan. 26, 1981 A W 82-71
Dec. 12, 1981 N L 65-81
Jan. 11, 1982 H W 82-67
Dec. 19, 1982 H L 63-84
Dec. 2, 1983 A W 67-60
Dec. 23, 1983 H W 87-64
Nov. 30, 1984 H L 65-68
Feb. 4, 1985 A L 79-86
Nov. 29, 1985 A L 66-85
Nov. 28, 1986 H W 80-76
Dec. 12, 1987 A L 48-71
Dec. 3, 1988 H W 104-86
Dec. 1, 1989 A L 69-82
Nov. 30, 1990 H L 68-85
Jan. 27, 1992 A W 68-67
Jan. 2, 1993 H L 86-89
Dec. 18, 1993 N W 69-59
Feb. 21, 1994 A L 61-72
Dec. 17, 1994 N L (2 OT) 65-71
Feb. 20, 1995 H L 62-75
Dec. 16, 1995 N W 74-52
Dec. 21, 1996 N W 79-65
Dec. 14, 1997 N W 83-81
Nov. 20, 1998 H L 66-82
Nov. 19, 1999 A L 61-96
Nov. 17, 2000 H L 70-85
Nov. 16, 2001 A L 47-68
Dec. 6, 2002 H L 57-58
Jan. 3, 2004 A L 73-87
Jan. 2, 2005 H W 82-69
Nov. 25, 2005 A L 66-74
Dec. 3, 2006 H W 70-66
Nov. 23, 2007 A W 65-51
Dec. 7, 2008 H W 57-55
Nov. 24, 2009 A L 52-68
Nov. 28, 2010 H L 51-55
Dec. 22, 2011 A L 64-82

Dec. 5, 2012 H L 47-72
Nov. 29, 2013 A L 66-67
Dec. 30, 2014 H W 65-63

Florida A&M (5-0) H-5-0; A-0-0; N-0-0
Nov. 30, 1979 H W 101-63
Feb. 21, 1981 H W 92-79
Nov. 29, 1981 H W 81-67
Dec. 6, 1982 H W 81-79
Dec. 7, 1991 H W (forfeit) 2-0

Florida Atlantic (4-0) H-4-0; A-0-0; N-0-0
Dec. 1, 1993 H W 110-59
Dec. 3, 1994 H W 101-63
Dec. 2, 1996 H W 93-56
Dec. 2, 1997 H W 90-52

Florida Gulf Coast (1-0) H-1-0; A-0-0; N-0-0
March 18, 2014 H W 58-53

Florida Institute of Technology (1-0) H-1-0; A-0-0; N-0-0
Dec. 14, 1985 H W 122-83

Florida International (9-1) H-7-1; A-2-0; N-0-0
Dec. 10, 1983 H W 94-75
Dec. 3, 1984 H W 97-43
Dec. 2, 1987 H W 121-75
Nov. 27, 1988 H W 100-75
Dec. 29, 1990 A W 92-73
Nov. 25, 1994 H W 88-41
Nov. 28, 1995 H W 92-44
Dec. 12, 2004 H L 60-65
Dec. 6, 2009 H W 82-62
Nov. 18, 2010 A W 89-66

Florida Presbyterian (1-0) H-0-0; A-1-0; N-0-0
Dec. 2, 1967 A W 90-66

Florida Southern (23-7) H-13-1; A-9-6; N-0-1
Feb. 13, 1948 A L 41-47
Feb. 21, 1948 H W 55-48
Dec. 10, 1948 H W 46-38
Dec. 11, 1948 H W 63-45
Jan. 13, 1950 A L 65-71
Jan. 14, 1950 A L 48-59
Feb. 28, 1950 A L 56-68
Dec. 16, 1950 A W 86-55
Jan. 13, 1951 H W 44-41
Jan. 16, 1952 A L 51-54
Jan. 23, 1952 H W 72-53
Jan. 13, 1953 A W 71-69
Feb. 13, 1953 A W 79-77
Jan. 13, 1954 A W 98-80
Jan. 21, 1954 H W 99-71
Jan. 7, 1955 A W 73-69
Feb. 7, 1955 H W 84-63
Feb. 13, 1956 H W 92-74
Feb. 18, 1956 A W 85-81
Feb. 5, 1957 A L 63-78
Feb. 11, 1957 H L 67-73
Feb. 24, 1966 H W 99-54
Feb. 18, 1967 A W 84-76
Feb. 10, 1968 H W 104-82
Feb. 27, 1969 A W 84-79
Feb. 10, 1970 H W 98-74
Feb. 25, 1971 A W 74-66
Jan. 29, 1972 H W 84-63
Dec. 18, 1978 H W 106-75
Feb. 11, 1980 A W 85-77

Furman (7-3) H-4-1; A-2-2; 1-0
Jan. 3, 1957 N W 108-96
Dec. 14, 1957 A L 89-95
Dec. 6, 1958 H W 73-72
Feb. 13, 1960 A W 105-98
Feb. 20, 1961 H W 99-57
Jan. 6, 1962 A L 64-67
Feb. 6, 1964 H W 57-48
Dec. 30, 1983 H W 93-91
Dec. 29, 1984 A W 97-75
Dec. 4, 2000 H L (OT) 74-79

Gardner Webb (1-0) H-1-0; A-0-0; N-0-0
Nov. 15, 2010 H W 78-53

George Washington (2-0) H-0-0; A-2-0; N-0-0
Dec. 29, 1967 A W 94-69
Jan. 25, 1979 A W 71-68

Georgetown (4-0) H-3-0; A-0-0; N-1-0
Dec. 20, 1969 H W 98-65
Jan. 8, 1973 H W 101-70
March 21, 1992 N W 78-68
March 24, 2014 H W 101-90

Georgetown College (1-0) H-1-0; A-0-0; N-0-0
Nov. 24, 2003 H W 81-67

Georgia (19-12) H-9-3; A-6-5; N-4-4
Jan. 17, 1948 A L 46-65
Feb. 12, 1948 H L 42-44
Dec. 27, 1951 N L 50-79
Dec. 28, 1954 N W 97-87
Jan. 15, 1955 H W 90-81
Feb. 14, 1955 A W 88-79
Jan. 13, 1956 A W 79-76
March 5, 1956 H W 80-75
Jan. 1, 1957 H L 68-72
Jan. 21, 1957 A W 86-63
Jan. 2, 1958 N W 92-80
March 3, 1958 H W 85-77
Dec. 20, 1958 N L 72-83
Jan. 18, 1959 A L 91-94
Dec. 30, 1959 N L 66-69
Feb. 29, 1960 H W 95-82
Dec. 28, 1960 N L 56-62
Feb. 16, 1961 A W 77-68
Feb. 15, 1962 A W 71-62
March 2, 1962 H W 101-69
Dec. 27, 1962 N W 77-69
Jan. 14, 1963 H W 88-54
Jan. 17, 1963 A L 76-90
Jan. 18, 1964 H W 64-63
March 3, 1964 A L 70-85
Jan. 7, 1965 A W 64-55
March 6, 1965 H W 85-83
Jan. 3, 1966 A L 57-63
March 5, 1966 H W 87-69
Dec. 20, 1980 N W 64-62
Dec. 1, 1981 H L 67-70

Georgia Southern (15-4) H-7-2; A-3-2; N-5-0
Jan. 15, 1948 H L 56-60
Feb. 20, 1948 A L 47-65
March 3, 1951 N W 69-67
Jan. 19, 1952 H L 75-93
Dec. 6, 1952 A W 68-63
Dec. 11, 1953 H W 68-58
Feb. 17, 1954 A W 89-85
Dec. 6, 1954 H W 75-67
March 1, 1955 H W 91-83
Jan. 14, 1956 A L 81-90
Dec. 29, 1962 N W 79-60
Feb. 11, 1971 A W 113-81
Dec. 1, 1972 H W 109-97
Feb. 14, 1974 N W 92-89
Jan. 9, 1975 N W 101-77
Feb. 22, 1975 H W 104-71
Jan. 5, 1979 N W 96-83
Dec. 20, 1998 H W 80-43
Nov. 12, 2007 H W 92-67

Georgia State (7-0) H-4-0; A-3-0; N-0-0
Feb. 13, 1975 H W 81-72
Jan. 31, 1976 A W 66-58
Feb. 21, 1976 H W 92-70
Dec. 7, 2006 A W 87-55
Nov. 20, 2007 H W 78-48
Dec. 13, 2009 A W 62-57
Dec. 15, 2009 H W 62-55

Georgia Tech (39-27) H-20-10; A-16-16; N-3-1
Jan. 19, 1963 A L 55-70
Feb. 15, 1964 A L 73-77
Jan. 20, 1965 H W 72-65
Feb. 15, 1965 A L 76-77
Jan. 31, 1966 H W 71-66
Feb. 14, 1966 A L 88-95
Jan. 28, 1967 H L 68-75
Feb. 25, 1967 A L 84-102
Jan. 20, 1968 A W 73-57
Feb. 24, 1968 H W 72-67
Feb. 18, 1969 H L 76-84
Feb. 22, 1969 A W 98-80
Jan. 24, 1970 A W 89-83
Feb. 21, 1970 H W 97-80
Jan. 23, 1971 H L 67-85
Feb. 8, 1971 A W 81-76
Jan. 22, 1972 A W 71-69
Feb. 19, 1972 H W 108-50
March 3, 1977 N L 67-72
Feb. 21, 1978 H W 78-72

Feb. 25, 1978 A W 85-82
March 2, 1978 N W 71-69
Jan. 23, 1979 H W 79-73
Feb. 10, 1979 A L 73-75
Jan. 23, 1992 A W 83-79
Feb. 15, 1992 H W 80-67
Jan. 31, 1993 H W 96-77
March 4, 1993 A W 83-82
Jan. 29, 1994 A W 74-73
March 2, 1994 H W 71-68
Jan. 29, 1995 H L 67-80
March 2, 1995 A L 67-69
Jan. 27, 1996 A L 58-79
Feb. 28, 1996 H L 68-83
Jan. 15, 1997 A L 58-71
Feb. 9, 1997 H W 64-62
Jan. 18, 1998 A W 70-67
Feb. 18, 1998 H L 59-72
Jan. 9, 1999 A W 75-56
Feb. 11, 1999 H L (2 OT) 108-111
Jan. 19, 2000 A W 62-65
Feb. 21, 2000 H W 64-54
March 9, 2000 N W 63-62
Jan. 27, 2001 H W 68-77
Feb. 28, 2001 A W 69-59
Jan. 30, 2002 A L 46-77
March 2, 2002 H L 78-86
Jan. 14, 2003 A L 74-81
Feb. 15, 2003 H W 71-64
Feb. 3, 2004 H W 81-65
March 6, 2004 A L 60-63
Feb. 2, 2005 A L 61-64
Feb. 20, 2005 H L 75-76
Feb. 9, 2006 H W 81-80
Jan. 13, 2007 A L 80-88
Feb. 13, 2007 H L 57-63
Dec. 30, 2007 A W 66-64
Feb. 5, 2009 H W 62-58
March 13, 2009 N W 64-63
Dec. 20, 2009 A W (OT) 66-59
Jan. 14, 2010 H W 68-66
Feb. 10, 2011 A W 72-63
Feb. 1, 2012 H W 68-54
Feb. 5, 2013 A W 56-54
March 2, 2014 H W 81-71
Feb. 14, 2015 A W 57-53

Gonzaga (0-1) H-0-0; A-0-0; N-0-1
March 19, 2010 N L 60-67

Hardin-Simmons (1-0) H-1-0; A-0-0; N-0-0
Jan. 21, 1987 H W 93-79

Hartford (1-0) H-1-0; A-0-0; N-0-0
Dec. 5, 2010 H W 60-38

Harvard (0-1) H-0-0; A-0-0; N-0-1
Nov. 25, 2012 N L 41-46

Hawaii (2-2) H-1-0; A-1-2; N-0-0
Jan. 23, 1969 H W 92-60
Dec. 18, 1971 A L (forfeit) 10-30
Dec. 22, 1971 A L 76-80
Dec. 22, 2010 A W 70-62

High Point (1-0) H-1-0; A-0-0; N-0-0
Dec. 18, 2006 H W 81-64

Hofstra (3-0) H-3-0; A-0-0; N-0-0
Jan. 26, 1968 H W 109-71
Nov. 30, 1973 H W 92-63
Jan. 18, 1975 H W 107-71

Houston (2-3) H-2-0; A-0-3; N-0-0
Feb. 5, 1962 A L 76-84
Jan. 26, 1963 H W 76-69
Jan. 15, 1972 H W 86-79
Feb. 4, 1972 A L 86-94
Jan. 5, 1974 A L 74-79

Howard (1-0) H-1-0; A-0-0; N-0-0
Nov. 26, 1995 H W 97-81

Idaho (1-0) H-1-0; A-0-0; N-0-0
Nov. 24, 1998 H W 70-57

Illinois State (3-1) H-3-0; A-0-1; N-0-0
Dec. 3, 1974 H W 72-70



SERIES RECORDS

SERIES RECORDS - GAME-BY-GAME

Feb. 2, 1976.....A	L	80-82
Feb. 12, 1976.....H	W	109-81
Nov. 13, 2006.....H	W	73-59
Indiana (0-4)		
H-0-0; N-0-1; N-0-3		
Dec. 8, 1975.....A	L	59-83
March 16, 1991.....N	L	60-82
March 26, 1992.....N	L	74-85
Nov. 25, 1992.....N	L	(OT) 78-81
Indiana State (0-1)		
H-0-0; A-0-0; N-0-1		
Dec. 27, 1973.....N	L	92-93
Iona (1-0)		
H-0-0; A-0-0; N-1-0		
Nov. 26, 2009.....N	W	54-49
Iowa (1-1)		
H-1-0; A-0-0; N-0-1		
March 18, 1988.....N	L	98-102
Dec. 2, 2002.....H	W	80-67
Iowa State (1-1)		
H-1-1; A-0-0; N-0-0		
Nov. 20, 1992.....H	W	109-86
March 23, 2004.....H	L	59-62
Jacksonville (47-19)		
H-22-13; A-23-5; N-2-0		
Dec. 29, 1959.....H	W	86-69
Feb. 22, 1964.....A	W	101-77
Feb. 10, 1965.....A	W	97-74
Jan. 24, 1966.....H	L	86-90
Feb. 10, 1966.....A	W	78-49
Jan. 23, 1967.....A	W	81-70
Feb. 8, 1967.....H	W	68-67
Jan. 16, 1968.....A	W	92-79
Feb. 16, 1968.....H	W	106-65
Dec. 7, 1968.....H	W	93-88
Jan. 4, 1969.....H	L	68-76
Feb. 1, 1969.....A	W	93-89
Jan. 27, 1970.....A	W	89-83
Feb. 18, 1970.....H	L	81-85
Dec. 8, 1970.....H	L	108-114
Jan. 27, 1971.....H	L	65-83
Feb. 15, 1971.....A	L	79-90
Dec. 7, 1971.....H	W	90-83
Jan. 26, 1972.....A	L	82-84
Feb. 23, 1972.....H	W	70-61
Jan. 20, 1973.....H	L	66-70
Feb. 14, 1973.....A	W	83-74
Jan. 24, 1974.....A	W	78-74
Feb. 13, 1974.....H	L	89-113
Feb. 6, 1975.....A	W	63-55
Feb. 19, 1975.....H	L	71-76
Jan. 10, 1976.....H	W	77-57
Feb. 18, 1976.....A	W	74-65
Jan. 26, 1977.....H	L	70-77
Feb. 23, 1977.....A	L	64-70
Jan. 3, 1979.....A	L	68-71
Feb. 3, 1979.....H	W	84-81
Dec. 2, 1979.....H	L	76-77
Feb. 16, 1980.....A	W	64-55
Dec. 6, 1980.....A	W	59-57
Jan. 20, 1981.....H	W	59-50
Dec. 4, 1981.....N	W	94-93
Dec. 9, 1981.....A	L	80-83
Jan. 27, 1982.....H	L	79-80
Dec. 11, 1982.....N	W	81-66
Jan. 4, 1983.....H	W	61-60
Feb. 12, 1983.....A	W	83-74
Dec. 8, 1983.....A	W	76-63
Feb. 13, 1984.....H	L	47-56
Dec. 5, 1984.....H	W	61-60
Feb. 13, 1985.....A	W	88-72
Jan. 4, 1986.....A	L	62-69
Jan. 3, 1987.....H	L	78-90
Jan. 6, 1988.....A	W	87-63
Jan. 11, 1989.....H	W	85-70
Jan. 8, 1990.....H	W	104-99
Feb. 16, 1991.....A	W	99-79
Nov. 26, 1991.....H	W	100-91
Feb. 2, 1993.....A	W	92-77
Dec. 2, 1995.....H	W	87-80
Dec. 14, 1996.....A	W	108-84
Dec. 6, 1997.....H	W	77-44
Dec. 17, 1998.....A	W	72-53
Nov. 27, 1999.....H	W	83-59
Dec. 17, 2000.....H	W	75-61
Dec. 21, 2004.....H	W	101-57
Nov. 19, 2005.....A	W	78-48
Nov. 15, 2008.....A	W	59-57
Nov. 16, 2009.....H	W	87-61
Nov. 11, 2011.....H	W	79-67
Nov. 8, 2013.....H	W	89-61

Jacksonville State (Ala.) (3-0)		
H-3-0; A-0-0; N-0-0		
Dec. 16, 1953.....H	W	72-61
Dec. 4, 1954.....H	W	103-76
Dec. 8, 2013.....H	W	77-53
James Madison (2-0)		
(Formerly known as Madison College)		
H-1-0; A-1-0; N-0-0		
Feb. 14, 1976.....A	W	85-65
Jan. 12, 1977.....H	W	69-66
Kansas (0-2)		
H-0-0; A-1-0; N-0-1		
Dec. 9, 1966.....A	L	48-62
Nov. 28, 1997.....N	L	58-73
Kansas State (0-2)		
H-0-0; A-0-1; N-0-1		
Dec. 10, 1966.....A	L	58-81
Nov. 24, 1989.....N	L	70-71
Kent State (1-2)		
H-0-1; A-1-0; N-0-1		
Jan. 13, 1969.....H	L	67-76
Feb. 5, 1970.....A	W	80-79
Nov. 27, 2004.....N	L	59-69
Kentucky (2-6)		
H-0-0; A-1-5; N-1-1		
Dec. 1, 1958.....A	L	68-91
Dec. 3, 1960.....A	W	63-58
Dec. 12, 1962.....A	L	54-83
March 18, 1972.....N	W	73-54
Feb. 7, 1977.....A	L	57-97
March 11, 1978.....A	L	76-85
March 9, 1980.....A	L	78-97
March 27, 1993.....N	L	81-106
La Salle (3-1)		
H-2-0; A-1-1; N-0-0		
Feb. 23, 1989.....A	L	100-101
Dec. 9, 1990.....H	W	83-74
Jan. 5, 2008.....H	W	81-76
Nov. 18, 2008.....A	W	65-61
Lafayette (1-0)		
H-1-0; A-0-0; N-0-0		
Jan. 2, 1994.....H	W	105-87
Lamar Tech (1-0)		
H-1-0; A-0-0; N-0-0		
Dec. 1, 1965.....H	W	73-68
Lambuth (0-2)		
H-0-0; A-1-0; N-0-1		
Dec. 28, 1948.....A	L	50-56
Feb. 28, 1949.....N	L	49-63
Lipscomb (1-1)		
H-1-0; A-0-1; N-0-0		
Feb. 10, 1950.....H	W	57-53
Jan. 5, 1951.....A	L	73-88
Louisiana Lafayette (4-0)		
(Formerly known as Southwestern Louisiana)		
H-2-0; A-2-0; N-0-0		
Jan. 24, 1976.....H	W	110-70
March 4, 1976.....A	W	68-65
Nov. 22, 1997.....H	W	96-70
Dec. 29, 1997.....A	W	80-71
Louisiana Monroe (2-0)		
H-2-0; A-0-0; N-0-0		
Dec. 2, 2005.....H	W	85-62
Dec. 17, 2012.....H	W	63-48
Louisiana State (2-3)		
H-1-0; A-0-2; N-1-1		
Dec. 18, 1957.....A	L	65-67
Dec. 27, 1958.....H	W	82-67
Dec. 1, 1959.....A	L	78-89
Dec. 16, 1967.....N	W	130-100
Dec. 30, 2004.....N	L	50-67
Louisiana Tech (1-1)		
H-1-1; A-0-0; N-0-0		
March 19, 2013.....H	L	66-71
March 26, 2014.....H	W	78-75
Louisville (9-31)		
H-6-11; A-2-17; N-1-3		
Dec. 16, 1968.....A	L	78-79
Dec. 22, 1969.....H	W	79-69
Dec. 15, 1973.....A	L	78-90
Dec. 14, 1974.....H	L	75-84
Dec. 27, 1974.....A	L	61-79
Jan. 3, 1977.....A	L	75-78
Jan. 22, 1978.....A	W	70-60

Feb. 17, 1978.....H	W	81-70
March 4, 1978.....N	L	93-94
Jan. 20, 1979.....H	L	65-67
Feb. 1, 1979.....A	L	71-84
Jan. 27, 1980.....A	L	73-79
Feb. 24, 1980.....H	L	75-83
March 1, 1980.....A	L	72-81
Jan. 17, 1981.....A	L	78-98
Feb. 7, 1981.....H	L	73-82
Jan. 4, 1982.....A	L	57-79
Jan. 30, 1982.....H	W	71-65
March 6, 1982.....N	L	73-97
Jan. 8, 1983.....H	L	69-96
Feb. 7, 1983.....A	L	63-89
Jan. 25, 1984.....H	L	71-95
Feb. 6, 1984.....H	W	75-60
Jan. 12, 1985.....H	L	62-63
Feb. 20, 1985.....A	L	72-83
Jan. 15, 1986.....H	L	64-85
Feb. 19, 1986.....A	L	67-89
Jan. 7, 1987.....H	L	64-73
Feb. 18, 1987.....A	L	71-87
Jan. 9, 1988.....H	W	83-76
Feb. 17, 1988.....A	L	62-82
Feb. 6, 1989.....A	W	81-78
Feb. 16, 1989.....H	L	(OT) 77-78
March 12, 1989.....N	L	80-87
Jan. 14, 1990.....H	L	66-73
Feb. 6, 1990.....A	L	50-69
Jan. 12, 1991.....H	W	77-66
Feb. 9, 1991.....A	L	72-88
March 9, 1991.....N	W	76-69
Feb. 28, 2015.....H	L	59-81
Loyola-Maryland (1-0)		
H-1-0; A-0-0; N-0-0		
Nov. 17, 1997.....H	W	89-72
Loyola-Marymount (2-0)		
H-1-0; A-1-0; N-0-0		
Dec. 18, 2010.....A	W	74-63
Dec. 18, 2011.....H	W	77-61
Loyola of New Orleans (8-13)		
H-7-4; A-1-9; N-0-0		
Feb. 9, 1951.....H	L	65-75
Jan. 5, 1952.....A	L	52-74
Jan. 6, 1953.....H	L	66-72
Feb. 21, 1953.....A	L	77-85
Jan. 7, 1954.....H	L	76-80
Feb. 13, 1954.....A	L	72-88
Feb. 19, 1955.....A	L	95-101
Feb. 22, 1955.....H	W	87-84
Jan. 16, 1956.....H	W	85-75
March 3, 1956.....A	L	72-75
Feb. 20, 1957.....H	W	79-72
March 2, 1957.....A	L	56-82
Dec. 17, 1957.....A	L	56-82
Jan. 6, 1958.....H	L	67-79
Feb. 7, 1959.....H	W	61-60
Dec. 2, 1959.....A	L	64-71
Feb. 22, 1960.....H	W	69-50
Jan. 9, 1961.....H	W	73-55
Feb. 28, 1961.....A	W	72-68
Jan. 10, 1966.....H	W	73-53
Feb. 7, 1966.....A	L	62-63
Maine (3-0)		
H-3-0; A-0-0; N-0-0		
Nov. 21, 2003.....H	W	69-49
Dec. 8, 2007.....H	W	95-55
Dec. 9, 2012.....H	W	91-59
Manhattan (3-0)		
H-2-0; A-0-0; N-1-0		
Dec. 27, 1963.....N	W	85-81
Jan. 11, 1971.....H	W	98-68
Nov. 15, 2014.....H	W	81-66
Marist (1-0)		
H-1-0; A-0-0; N-0-0		
Dec. 28, 1996.....H	W	76-48
Marquette (2-2)		
H-0-0; A-0-2; N-2-0		
Dec. 15, 1967.....A	L	58-78
Jan. 19, 1980.....A	L	64-74
March 1, 1981.....N	W	81-78
Nov. 29, 2009.....N	W	57-56
Marshall (1-3)		
H-1-2; A-0-1; N-0-0		
Feb. 1, 1958.....A	L	68-109
Jan. 25, 1967.....H	L	71-77
Feb. 26, 1973.....H	L	59-71
Dec. 7, 1974.....H	W	90-63

Maryland (15-30)		
H-10-10; A-4-16; N-1-4		
Jan. 18, 1992.....A	W	91-83
Feb. 5, 1992.....H	L	85-93
Feb. 13, 1993.....A	W	105-85
Jan. 13, 1993.....H	W	87-84
Jan. 11, 1994.....A	L	74-80
Feb. 12, 1994.....H	L	66-69
Jan. 10, 1995.....H	L	57-70
Feb. 11, 1995.....A	L	65-80
March 10, 1995.....N	L	64-71
Feb. 10, 1996.....H	W	100-78
March 4, 1996.....A	L	78-88
Jan. 29, 1997.....H	W	74-70
Feb. 13, 1997.....A	L	57-73
Jan. 7, 1998.....A	L	74-81
Feb. 7, 1998.....H	L	62-68
Jan. 27, 1999.....A	L	87-107
Feb. 27, 1999.....H	L	75-84
March 5, 1999.....N	L	69-93
Jan. 29, 2000.....H	L	63-82
March 1, 2000.....A	L	70-85
March 10, 2000.....N	L	61-82
Jan. 14, 2001.....H	L	55-76
Feb. 14, 2001.....A	W	74-71
Jan. 26, 2002.....A	L	63-84
Feb. 27, 2002.....H	L	63-96
March 8, 2002.....N	L	58-85
Jan. 11, 2003.....A	L	62-89
Feb. 12, 2003.....H	L	72-74
Dec. 28, 2003.....H	W	79-75
Dec. 8, 2004.....A	L	62-73
Dec. 19, 2004.....A	L	(OT) 88-90
Feb. 22, 2006.....H	W	71-60
Jan. 30, 2007.....H	W	96-79
Feb. 21, 2007.....A	L	55-73
Feb. 16, 2008.....A	L	72-82
Jan. 17, 2009.....H	W	(OT) 73-70
Jan. 10, 2010.....A	L	68-77
Feb. 4, 2010.....H	L	65-71
Feb. 23, 2011.....A	L	62-78
Jan. 17, 2012.....H	W	84-70
Jan. 9, 2013.....A	W	65-62
Jan. 30, 2013.....H	W	73-71
Jan. 12, 2014.....H	W	85-61
Feb. 8, 2014.....A	L	71-83
March 13, 2014.....N	W	67-65
Maryland-Baltimore County (2-0)		
H-2-0; A-0-0; N-0-0		
Dec. 28, 1992.....H	W	109-80
Dec. 28, 1995.....H	W	80-56
Maryland-Eastern Shore (1-0)		
H-1-0; A-0-0; N-0-0		
Dec. 30, 1995.....H	W	79-66
Massachusetts (4-4)		
H-2-0; A-0-2; N-2-2		
Dec. 2, 1992.....H	W	67-64
Feb. 3, 1994.....A	L	58-62
Dec. 18, 1999.....N	L	60-69
Feb. 15, 2005.....A	L	68-78
Feb. 12, 2006.....H	W	73-63
Nov. 24, 2011.....N	W	73-53
Dec. 21, 2013.....N	W	80-55
Nov. 23, 2014.....N	L	69-75
McNeese		



SERIES RECORDS

SERIES RECORDS - GAME-BY-GAME

Table listing series records for various opponents including Mercer (16-9), Miami (FL) (42-33), and others, with columns for date, result, and score.

Table listing series records for various opponents including Missouri (2-1), Missouri State (0-1), Montana (1-0), and others, with columns for date, result, and score.

Table listing series records for various opponents including Missouri State (0-1), Montana (1-0), Morehead State (1-1), and others, with columns for date, result, and score.

Table listing series records for various opponents including Norfolk State (1-0), North Carolina (12-47), and North Carolina State (22-30), with columns for date, result, and score.



SERIES RECORDS

SERIES RECORDS - GAME-BY-GAME

Jan. 18, 2003.....	H	L	63-70
Feb. 18, 2003.....	A	L	60-71
Jan. 11, 2004.....	H	L	53-58
Feb. 10, 2004.....	A	L	59-75
March 12, 2004.....	N	L	71-78
Jan. 26, 2005.....	A	W	70-64
March 10, 2005.....	N	L	54-70
Feb. 15, 2006.....	A	L	64-86
Feb. 24, 2007.....	H	W	78-52
Jan. 26, 2008.....	H	L	66-69
Feb. 27, 2008.....	A	W	72-62
Jan. 13, 2009.....	A	W	78-65
Jan. 12, 2010.....	H	L	81-88
March 12, 2010.....	N	L	52-58
Jan. 15, 2011.....	H	W	84-71
March 6, 2011.....	A	W	72-62
Feb. 18, 2012.....	A	W	76-62
Feb. 19, 2013.....	A	L	66-84
March 9, 2013.....	H	W	71-67
Jan. 29, 2014.....	A	L	70-74
Jan. 17, 2015.....	H	L	63-72
North Florida (3-0)			
H-3-0; A-0-0; N-0-0			
Nov. 12, 2010.....	H	W	75-55
Nov. 21, 2012.....	H	W	75-67
Dec. 17, 2014.....	H	W	93-77
Northeastern (1-1)			
H-0-1; A-0-0; N-1-0			
Nov. 24, 2013.....	N	W	62-60
Nov. 18, 2014.....	H	L	73-76
Northwestern (3-2)			
H-1-0; A-1-2; N-1-0			
Dec. 23, 1972.....	N	W	91-73
Dec. 1, 1999.....	A	W	60-46
Nov. 28, 2001.....	A	L	50-57
Dec. 1, 2003.....	H	W	71-53
Dec. 3, 2008.....	A	L	59-73
Notre Dame (2-1)			
H-1-0; A-0-1; N-1-0			
March 20, 2011.....	N	W	71-57
Jan. 21, 2014.....	H	W	76-74
Dec. 13, 2014.....	A	L	63-83
Oglethorpe (2-1)			
H-2-0; A-0-1; N-0-0			
Jan. 27, 1949.....	A	L	52-64
Feb. 12, 1949.....	H	W	47-46
Dec. 1, 1971.....	H	W	112-69
Ohio (1-1)			
H-1-0; A-0-1; N-0-0			
Feb. 3, 1958.....	A	L	66-86
Dec. 21, 1974.....	H	W	67-60
Ohio State (0-6)			
H-0-2; A-0-3; N-0-1			
Dec. 2, 1961.....	A	L	57-72
Dec. 4, 1967.....	A	L	69-76
Dec. 27, 1968.....	H	L	86-93
Nov. 23, 2000.....	N	L	65-90
Dec. 2, 2009.....	A	L	64-77
Nov. 30, 2010.....	H	L	44-58
Oklahoma (0-2)			
H-0-1; A-0-1; N-0-0			
Dec. 13, 1986.....	A	L	92-109
Dec. 10, 1987.....	H	L	87-89
Oklahoma City (4-2)			
H-2-1; A-2-1; N-0-0			
Feb. 12, 1958.....	H	W	57-52
Jan. 31, 1959.....	A	L	75-103
Feb. 16, 1959.....	H	L	84-98
Jan. 4, 1962.....	H	W	99-74
Feb. 3, 1962.....	A	W	81-79
Dec. 30, 1972.....	A	W	94-80
Oklahoma State (0-1)			
H-0-0; A-0-0; N-0-1			
Dec. 18, 1964.....	N	L	56-60
Old Dominion (0-1)			
H-0-0; A-0-1; N-0-0			
Jan. 6, 1979.....	A	L	76-80
Oral Roberts (2-0)			
H-1-0; A-1-0; N-0-0			
March 1, 1977.....	H	W	91-87
Feb. 27, 1978.....	A	W	80-76
Oregon (1-0)			
H-1-0; A-0-0; N-0-0			
Dec. 4, 1969.....	H	W	100-84

Oregon State (2-1)			
H-1-0; A-0-0; N-1-1			
Dec. 2, 1969.....	H	W	69-68
Dec. 29, 1971.....	N	W	73-72
Dec. 27, 1975.....	N	L	75-78
Palm Beach Atlantic (1-0)			
H-1-0; A-0-0; N-0-0			
Dec. 13, 1975.....	H	W	109-52
Panama Nationals (1-0)			
H-1-0; A-0-0; N-0-0			
Jan. 28, 1966.....	H	W	96-73
Paris Island Marines (0-2)			
H-0-1; A-0-1; N-0-0			
Nov. 26, 1951.....	A	L	46-78
Jan. 26, 1952.....	H	L	62-64
Penn State (3-1)			
H-1-0; A-1-0; N-1-1			
Dec. 27, 1972.....	N	W	70-60
Dec. 23, 1978.....	N	L	57-64
Dec. 5, 1987.....	H	W	63-60
Dec. 17, 1988.....	A	W	87-81
Pepperdine (3-0)			
H-1-0; A-1-0; N-1-0			
March 14, 1951.....	N	W	61-59
Jan. 2, 1970.....	A	W	121-83
Jan. 2, 1971.....	H	W	101-82
Pittsburgh (3-10)			
H-1-2; A-1-6; N-1-2			
Dec. 8, 1973.....	N	L	60-82
Dec. 22, 1982.....	H	L	74-75
Dec. 20, 1983.....	A	L	89-102
March 18, 1984.....	N	L	63-66
Dec. 21, 1984.....	N	W	83-76
Dec. 21, 1985.....	A	L	75-88
Dec. 28, 1987.....	A	L	71-72
Dec. 22, 2003.....	A	L	56-63
Nov. 24, 2006.....	A	L	66-88
Dec. 21, 2008.....	H	L	56-48
Feb. 23, 2014.....	A	W	71-66
Jan. 14, 2015.....	A	L	64-73
March 7, 2015.....	H	W	61-52
Princeton (0-3)			
H-0-1; A-0-0; N-0-2			
Dec. 15, 1972.....	N	L	59-61
Dec. 28, 1998.....	N	L	46-50
Dec. 30, 2011.....	H	L	(3 OT)73-75
Providence (1-2)			
H-0-0; A-0-1; N-1-1			
Dec. 29, 2006.....	N	W	92-62
Dec. 22, 2007.....	A	L	95-101
Nov. 22, 2014.....	N	L	54-80
Purdue (2-0)			
H-1-0; A-0-0; N-1-0			
Dec. 26, 1974.....	N	W	69-66
Nov. 29, 2005.....	H	W	97-57
Radford (1-0)			
H-1-0; A-0-0; N-0-0			
Dec. 20, 1995.....	H	W	79-59
Rhode Island (3-0)			
H-1-0; A-1-0; N-1-0			
March 12, 1987.....	H	W	107-92
Dec. 29, 1989.....	A	W	95-76
Nov. 25, 2000.....	N	W	86-71
Rhodes College (0-1)			
(Formerly known as Southwestern [Memphis])			
H-0-0; A-0-1; N-0-0			
Dec. 30, 1948.....	A	L	47-54
Rice (5-2)			
H-3-0; A-1-2; N-1-0			
Dec. 6, 1961.....	H	W	76-66
Dec. 11, 1963.....	A	L	81-102
Dec. 30, 1964.....	N	W	81-56
Dec. 5, 1966.....	H	W	76-72
Jan. 20, 1969.....	A	L	80-83
Nov. 29, 1996.....	H	W	79-54
Nov. 14, 1997.....	A	W	65-53
Richmond (1-3)			
H-0-1; A-1-2; N-0-0			
Dec. 22, 1962.....	H	L	56-62
Jan. 2, 1964.....	A	L	65-69
Dec. 16, 1966.....	A	L	76-80
Dec. 20, 1967.....	A	W	114-91

Rider (1-0)			
H-1-0; A-0-0; N-0-0			
Jan. 4, 1989.....	H	W	113-67
Robert Morris (1-0)			
H-1-0; A-0-0; N-0-0			
Dec. 23, 1991.....	H	W	76-60
Rollins (20-2)			
H-13-0; A-7-2; N-0-0			
Feb. 1, 1951.....	A	W	60-57
Feb. 20, 1951.....	H	W	62-45
Feb. 1, 1952.....	H	W	74-71
Feb. 8, 1952.....	A	L	55-69
Dec. 12, 1952.....	H	W	90-83
Dec. 31, 1952.....	A	L	79-82
Jan. 11, 1954.....	A	W	82-72
Jan. 19, 1954.....	H	W	85-68
Jan. 31, 1955.....	H	W	86-74
Feb. 16, 1955.....	A	W	110-82
Dec. 5, 1955.....	H	W	101-67
Jan. 9, 1956.....	A	W	71-70
Feb. 4, 1957.....	H	W	97-94
Feb. 16, 1957.....	H	W	96-79
Feb. 13, 1958.....	H	W	80-61
Feb. 23, 1959.....	A	W	94-83
Feb. 11, 1960.....	H	W	101-58
Jan. 28, 1961.....	A	W	78-70
Jan. 11, 1962.....	H	W	110-53
Dec. 8, 1969.....	A	W	107-86
Dec. 2, 1975.....	H	W	90-47
Nov. 28, 1977.....	H	W	83-59
Rutgers (1-0)			
H-1-0; A-0-0; N-0-0			
Dec. 22, 1967.....	H	W	87-77
Saint Bonaventure (1-0)			
H-0-0; A-0-0; N-1-0			
March 16, 2012.....	N	W	66-63
Saint Joseph's (Pa.) (2-0)			
H-1-0; A-0-0; N-1-0			
Jan. 7, 1985.....	H	W	88-72
Nov. 17, 2012.....	N	W	73-66
Saint Leo (3-0)			
H-3-0; A-0-0; N-0-0			
Dec. 5, 1977.....	H	W	90-49
Jan. 25, 1982.....	H	W	101-74
Nov. 29, 1982.....	H	W	92-54
Saint Louis (11-1)			
H-3-0; A-6-1; N-2-0			
Jan. 4, 1972.....	N	W	63-62
Jan. 26, 1978.....	A	W	88-75
Feb. 4, 1978.....	A	W	72-68
Jan. 12, 1979.....	A	W	61-59
Feb. 12, 1979.....	H	W	84-79
Jan. 4, 1980.....	A	W	75-73
Feb. 14, 1980.....	A	W	71-69
Feb. 4, 1981.....	A	L	71-72
Feb. 9, 1981.....	H	W	70-57
March 5, 1981.....	N	W	84-77
Jan. 13, 1982.....	A	W	75-74
Jan. 23, 1982.....	H	W	89-73
Saint Peter's (1-0)			
H-1-0; A-0-0; N-0-0			
Dec. 23, 2006.....	H	W	76-63
Saint Thomas (6-0)			
H-3-0; A-3-0; N-0-0			
Dec. 3, 1970.....	H	W	106-70
Feb. 28, 1972.....	A	W	94-66
Dec. 9, 1972.....	H	W	97-62
Dec. 3, 1973.....	H	W	109-71
Jan. 11, 1975.....	A	W	88-59
Jan. 20, 1975.....	A	W	95-85
Sam Houston State (1-0)			
H-1-0; A-0-0; N-0-0			
Nov. 13, 1998.....	H	W	88-51
Samford (Howard) (11-0)			
H-7-0; A-3-0; N-1-0			
Jan. 20, 1950.....	A	W	59-58
Feb. 4, 1950.....	H	W	50-39
Dec. 15, 1950.....	H	W	60-44
Jan. 19, 1951.....	A	W	58-51
Feb. 26, 1951.....	N	W	64-54
Feb. 18, 1966.....	H	W	77-66
Dec. 9, 1967.....	H	W	104-89
Jan. 16, 1971.....	H	W	122-79
Jan. 25, 1973.....	A	W	47-34
Dec. 19, 1989.....	H	W	100-62
Dec. 2, 2007.....	H	W	61-45

San Diego State (0-1)			
H-0-0; A-0-1; N-0-0			
Dec. 29, 1982.....	A	L	85-89
San Francisco (0-1)			
H-0-0; A-0-1; N-0-0			
Dec. 18, 1976.....	A	L	87-93
Santa Clara (1-1)			
H-0-0; A-0-0; N-1-1			
Dec. 29, 1955.....	N	L	59-61
Dec. 17, 1976.....	N	W	94-80
Savannah State (3-0)			
H-3-0; A-0-0; N-0-0			
Nov. 24, 2002.....	H	W	79-46
Nov. 20, 2001.....	H	W	93-41
Feb. 1, 2004.....	H	W	88-73
Seton Hall (3-1)			
H-0-1; A-1-0; N-2-0			
Feb. 3, 1973.....	N	W	80-61
Dec. 10, 1977.....	N	W	94-63
Jan. 18, 1997.....	A	W	67-56
Dec. 11, 1999.....	H	L	56-79
Sewanee (3-3)			
H-1-1; A-2-1; N-0-1			
Feb. 18, 1949.....	H	L	35-43
Feb. 19, 1949.....	H	W	47-39
Feb. 17, 1950.....	A	W	80-59
Feb. 18, 1950.....	A	W	85-65
Dec. 26, 1951.....	N	L	48-58
Dec. 17, 1952.....	A	L	58-69
Shawnee State (1-0)			
H-1-0; A-0-0; N-0-0			
Nov. 24, 2004.....	H	W	88-65
Siena (1-0)			
H-1-0; A-0-0; N-0-0			
Nov. 18, 1992.....	H	W	89-80
South Alabama (10-3)			
H-6-2; A-4-1; N-0-1			
Jan. 19, 1972.....	H	W	105-72
Feb. 7, 1972.....	A	W	104-81
Feb. 23, 1973.....	A	W	86-69
Feb. 23, 1974.....	H	W	105-63
March 4, 1974.....	A	W	96-91
Jan. 22, 1977.....	H	W	115-86
Feb. 2, 1978.....	H	L	56-58
Feb. 6, 1979.....	A	L	61-78
Dec. 14, 1988.....	H	W	87-82
Jan. 2, 1990.....	A	W	78-75
Dec. 16, 2004.....	H	W	83-52
Nov. 20, 2012.....	H	W	80-39
Nov. 9, 2012.....	H	L	71-76
South Carolina (16-14)			
H-6-8; A-8-5; N-2-1			
Jan. 4, 1960.....	H	W	93-75
Dec. 17, 1960.....	A	L	72-81
Jan. 28, 1969.....	H	W	87-76
Dec. 30, 1980.....	H	L	78-80
Feb. 18, 1981.....	A	L	70-83
Dec. 22, 1981.....	A	W	82-77
Feb. 22, 1982.....	H	L	84-87
Feb. 2, 1983.....	A	W	90-85
Feb. 28, 1983.....	H	L	76-79
Jan. 3, 1984.....	H	L	68-76
Jan. 28, 1984.....	A	W	87-82
March 8, 1984.....	N	W	72-65
Feb. 2, 1985.....	A	L	77-92
March 2, 1985.....	H	W	87-75
Feb. 1, 1986.....	A	L	73-81
March 1, 1986.....	H	W	68-62
Jan. 21, 1987.....</			



SERIES RECORDS

SERIES RECORDS – GAME-BY-GAME

South Carolina State (1-0)
H-1-0; A-0-0; N-0-0
Nov. 28, 2003.....H W 81-46

South Dakota (1-0)
H-1-0; A-0-0; N-0-0
Dec. 5, 1970.....H W 125-65

South Dakota State (1-0)
H-0-0; A-0-0; N-1-0
March 13, 1951.....N W 85-70

South Florida (21-12)
H-12-2; A-6-8; N-3-2
Jan. 29, 1973.....H W 95-53
Jan. 19, 1974.....A L 94-95
Feb. 9, 1974.....H W 118-84
Jan. 15, 1975.....A L 71-77
Feb. 28, 1975.....H W 77-64
Dec. 19, 1975.....N W 78-71
Jan. 20, 1976.....A W 76-72
Feb. 7, 1976.....H W 88-62
Jan. 20, 1977.....A W 97-74
Feb. 26, 1977.....H W 103-72
Dec. 9, 1977.....N W 76-67
Dec. 6, 1979.....A W 89-71
Jan. 7, 1980.....H W 84-69
Dec. 5, 1981.....A L 67-82
Dec. 10, 1982.....N L 77-90
Feb. 22, 1984.....A L 51-53
Jan. 9, 1985.....H L 54-56
Feb. 16, 1987.....H W 83-78
Jan. 16, 1988.....A W 86-70
Dec. 20, 1988.....H W 113-81
Dec. 16, 1989.....A W 78-72
Dec. 18, 1990.....H W 80-72
Dec. 20, 1991.....A L 88-92
Dec. 30, 1992.....H W 94-73
Dec. 11, 1993.....A L 63-65
Nov. 29, 1994.....H W 95-88
Jan. 31, 1998.....A L 68-70
Feb. 2, 1999.....H W 77-66
Jan. 8, 2000.....A L 55-66
Dec. 7, 2000.....H L 54-69
Jan. 2, 2002.....A W 78-74
Nov. 18, 2007.....N L 67-68
Dec. 20, 2014.....N W 75-62

Southeast Missouri State (1-0)
H-1-0; A-0-0; N-0-0
Dec. 22, 1994.....H W 100-75

Southeastern Louisiana (1-0)
H-1-0; A-0-0; N-0-0
Dec. 10, 2006.....H W 88-62

Southern California (2-2)
H-1-0; A-0-1; N-1-1
Dec. 21, 1968.....H W 70-68
Jan. 3, 1970.....A L 68-71
Dec. 18, 1970.....N L 85-94
March 14, 1991.....N W 75-72

Southern Illinois (1-1)
H-1-0; A-0-1; N-0-0
Jan. 27, 1973.....H W 78-73
Jan. 21, 1974.....A L 73-77

Southern Methodist (1-0)
H-1-0; A-0-0; N-0-0
Nov. 14, 2006.....H W 59-52

Southern Mississippi (8-6)
H-10-2; A-5-6; N-1-0
Dec. 11, 1951.....A L 83-84
Dec. 14, 1951.....H L 70-78
Feb. 18, 1957.....H W 81-72
Jan. 6, 1959.....H W 65-62
Jan. 9, 1960.....A L 78-87
Dec. 7, 1970.....N W 117-84
Jan. 13, 1983.....H W 71-65
Jan. 29, 1983.....A W 94-82
Jan. 7, 1984.....A W 83-64
Feb. 4, 1984.....H W 78-74
Jan. 26, 1985.....A L 63-77
Feb. 11, 1985.....H W 91-79
Jan. 18, 1986.....H L 92-94
Feb. 8, 1986.....A L 96-102
Jan. 14, 1987.....A W 95-74
Feb. 28, 1987.....H W 117-102
Feb. 13, 1988.....H W 83-75
March 5, 1988.....A W 87-83
Jan. 7, 1989.....H W 104-79
March 4, 1989.....A W 81-78
Jan. 6, 1990.....H W 113-82
Jan. 31, 1990.....A L 72-84
Jan. 5, 1991.....A L 72-84
Feb. 26, 1991.....H W 85-83

Southern University (1-0)
H-1-0; A-0-0; N-0-0
Dec. 6, 1991.....H W 95-75

Spring Hill (3-3)
H-2-1; A-1-2; N-0-0
Dec. 10, 1947.....H W 39-36
Jan. 24, 1948.....A L 54-76
Dec. 19, 1951.....A L 54-64
Dec. 19, 1953.....H L 60-69
Jan. 18, 1955.....A W 81-72
Dec. 9, 1958.....H W 100-70

Stetson (42-11)
H-25-4; A-13-7; N-4-0
Jan. 13, 1948.....A L 56-65
Feb. 24, 1948.....H W 41-38
Jan. 5, 1949.....A W 49-40
Jan. 14, 1949.....A W 40-36
Jan. 28, 1950.....H L 61-70
Jan. 12, 1951.....H L 66-67
Jan. 27, 1951.....N W 53-71
March 2, 1951.....N W 65-58
Feb. 7, 1952.....A L 48-58
Feb. 23, 1952.....H L 64-66
Feb. 10, 1953.....A W 83-79
Feb. 25, 1953.....A W 76-66
March 5, 1953.....H L 81-94
Dec. 18, 1953.....H W 74-71
Jan. 16, 1954.....L 60-82
Dec. 18, 1954.....H W 94-79
Jan. 29, 1955.....A W 84-73
Feb. 28, 1955.....H W 86-77
Dec. 10, 1955.....H W 71-78
Feb. 20, 1956.....A W 89-84
Jan. 14, 1957.....A L 70-97
Jan. 19, 1957.....H W 104-86
Jan. 16, 1958.....H W 77-60
Feb. 21, 1959.....A L 91-98
Feb. 9, 1963.....H W 73-57
Feb. 27, 1964.....A W 80-60
Jan. 6, 1968.....H W 72-60
Feb. 29, 1968.....H W 111-81
Feb. 10, 1969.....H W 95-67
Feb. 26, 1970.....A W 94-64
Jan. 18, 1971.....H W 78-71
Dec. 6, 1971.....A W 49-47
Feb. 26, 1972.....N W 90-54
Jan. 17, 1973.....H W 84-67
March 5, 1975.....A L 54-63
Dec. 11, 1975.....H W 81-71
Feb. 12, 1977.....A W 87-80
Jan. 12, 1987.....H W 83-75
Dec. 16, 1987.....N W 80-67
Dec. 9, 1988.....H W 91-74
Dec. 22, 1989.....H W 92-83
Jan. 14, 1991.....N W 69-64
Dec. 18, 2002.....H W 93-76
Dec. 30, 2003.....A W 87-72
Dec. 23, 2004.....H W 71-61
Dec. 20, 2005.....H W 75-57
Dec. 5, 2006.....A W 82-63
Nov. 30, 2007.....H W 72-59
Nov. 20, 2008.....H W 79-77
Nov. 18, 2009.....H W 80-38
Dec. 15, 2010.....H W 97-63
Nov. 16, 2011.....H W 79-66
Dec. 22, 2014.....H W 63-59

Staubenville (0-1)
H-0-0; A-0-1; N-0-0
Dec. 3, 1956.....A L 64-79

Syracuse (1-5)
H-0-1; A-1-2; N-0-2
Feb. 3, 1990.....N L 69-90
Feb. 18, 1991.....A L 79-88
Dec. 3, 1991.....N L 71-89
March 12, 1997.....A W 82-67
March 9, 2014.....H L 74-58
Jan. 11, 2015.....A L 57-70

Tampa (31-8)
H-20-0; A-11-6; N-0-2
Jan. 15, 1949.....A L 56-58
Feb. 2, 1949.....A W 60-58
March 1, 1949.....N L 47-56
Jan. 12, 1950.....A L 60-80
Feb. 11, 1950.....H W 59-56
Jan. 17, 1951.....H W 80-69
Jan. 25, 1951.....A L 66-76
Jan. 15, 1952.....A W 72-66
Feb. 15, 1952.....H W 79-60
Feb. 29, 1952.....N L 57-78
Jan. 12, 1953.....A L 73-77
Feb. 14, 1953.....H W 83-74
Jan. 6, 1954.....H W 74-58
Jan. 12, 1954.....A W 73-63
Dec. 14, 1954.....H W 90-62

Jan. 8, 1955.....A W 96-61
Dec. 13, 1955.....A W 89-67
Feb. 7, 1956.....H W 88-73
Feb. 2, 1957.....A W 82-67
Feb. 25, 1957.....H W 88-57
Jan. 9, 1958.....H W 72-53
Feb. 24, 1958.....A L 56-79
Jan. 14, 1960.....H W 72-67
Feb. 1, 1960.....A L 68-83
Dec. 1, 1960.....H W 88-60
Feb. 24, 1961.....A W 116-95
Feb. 12, 1962.....H W 91-71
Feb. 26, 1962.....H W 123-92
Dec. 1, 1962.....H W 92-60
Feb. 25, 1963.....A W 80-58
Dec. 21, 1963.....H W 107-61
Feb. 20, 1965.....A W 71-64
Dec. 6, 1965.....H W 121-57
Feb. 26, 1966.....A W 99-70
Jan. 30, 1967.....H W 109-72
Feb. 27, 1967.....A W 87-84
Nov. 28, 1983.....H W 83-70
Nov. 26, 1984.....H W 89-52
Nov. 28, 1985.....H W 86-62

Temple (1-2)
H-0-1; A-0-1; N-1-0
Dec. 20, 1992.....N W 91-80
Dec. 14, 1998.....A L (OT) 66-75
Nov. 29, 1999.....H L 58-69

Tennessee (3-5)
H-1-0; A-1-4; N-1-1
Dec. 9, 1957.....A L 57-74
Jan. 4, 1961.....A L 68-70
Dec. 16, 1961.....A W 69-62
Jan. 2, 1963.....A L 65-66
Dec. 22, 1964.....N L 43-65
Dec. 30, 1986.....N W 91-90
Dec. 19, 1987.....A L 78-81
Jan. 15, 1989.....H W 101-90

Tennessee-Chattanooga (2-0)
H-1-0; A-1-0; N-0-0
Jan. 3, 1963.....A W 72-55
Feb. 1, 1975.....H W 111-70

Tennessee-Martin (3-0)
H-3-0; A-0-0; N-0-0
Dec. 18, 1984.....H W 90-73
Dec. 22, 2009.....H W 95-68
Nov. 17, 2013.....H W 89-61

Tennessee State (1-0)
H-1-0; A-0-0; N-0-0
Dec. 17, 1996.....H W 100-62

Tennessee Tech (2-0)
H-2-0; A-0-0; N-0-0
Dec. 2, 1957.....H W 74-71
Dec. 16, 2008.....H W 69-59

Texas (2-0)
H-1-0; A-1-0; N-0-0
Dec. 27, 1969.....H W 82-61
Dec. 1, 1970.....A W 80-78

Texas A&M (3-1)
H-0-1; A-1-0; N-2-0
Dec. 13, 1956.....H L 74-83
Jan. 4, 1974.....N W 99-79
Dec. 16, 1977.....A W 100-77
March 18, 2011.....N W 57-50

Texas A&M-Corpus Christi (3-1)
H-3-1; A-0-0; N-0-0
Jan. 6, 2003.....H W 72-56
Nov. 22, 2004.....H L 67-70
Jan. 3, 2009.....H W 69-48
Jan. 4, 2010.....H W 95-54

Texas Christian (1-2)
H-0-0; A-0-1; N-1-1
Dec. 12, 1963.....A L 60-66
March 13, 1998.....N W 96-87
Nov. 28, 2004.....N L 70-71

Texas Pan American (2-0)
(Formerly known as Pan American)
H-1-0; A-1-0; N-0-0
Dec. 23, 1970.....A W 95-90
Jan. 31, 1972.....H W 109-83

Texas Southern (2-0)
H-2-0; A-0-0; N-0-0
Nov. 19, 2004.....H W 71-62
Dec. 7, 2005.....H W 90-59

Toledo (3-0)
H-1-0; A-1-0; N-1-0
Nov. 26, 1976.....N W 70-66
March 7, 1980.....A W 94-91
March 13, 2007.....H W 77-61

Troy State (8-1)
H-6-0; A-2-1; N-0-0
Dec. 12, 1947.....H W 57-37
Jan. 30, 1948.....A L 48-49
Dec. 15, 1948.....A W 68-64
Jan. 21, 1949.....H W 63-45
Dec. 10, 1949.....H W 61-27
Feb. 15, 1950.....A W 79-71
Feb. 6, 1956.....H W 90-65
Jan. 8, 1977.....H W 83-69
Dec. 1, 1977.....H W 110-82

Tulane (23-12)
H-12-3; A-8-9; N-3-0
Jan. 14, 1967.....A L 85-87
Feb. 11, 1967.....H W 100-90
Jan. 8, 1969.....H W 97-94
Jan. 18, 1969.....H W 99-90
Jan. 17, 1970.....A W 82-77
Feb. 14, 1970.....H W 112-77
Jan. 13, 1971.....H L 69-88
Feb. 12, 1972.....H W 94-84
Dec. 30, 1977.....A W 71-56
Jan. 7, 1978.....A W 87-85
Jan. 14, 1978.....H W 103-85
Jan. 10, 1979.....A L 60-74
Jan. 29, 1979.....H W 89-84
March 1, 1979.....A W 101-92
Jan. 2, 1980.....N W 108-97
Jan. 12, 1980.....A L 79-80
Feb. 28, 1980.....A W 85-73
Jan. 24, 1981.....H W 79-61
Jan. 31, 1981.....A W 74-68
Feb. 1, 1982.....A L 53-66
Feb. 10, 1982.....H L 61-62
March 5, 1982.....N W 54-49
Feb. 14, 1983.....H L 79-80
March 5, 1983.....A L 66-71
Jan. 9, 1984.....A L 43-50
Feb. 20, 1984.....H W 52-51
Jan. 28, 1985.....A L 61-64
Feb. 6, 1985.....H W 74-51
Jan. 4, 1990.....H W 92-68
Feb. 20, 1990.....A W 69-67
Jan. 3, 1991.....H W 61-77
Feb. 2, 1991.....H W 85-79
March 20, 1993.....N W 94-63
Dec. 10, 1994.....H W 81-74
Dec. 5, 1995.....A L 77-78

Tulsa (4-0)
H-1-0; A-1-0; N-2-0
Dec. 23, 1963.....H W 91-76
Dec. 26, 1964.....A W 74-72
Dec. 30, 1982.....N W 96-80
Dec. 29, 2012.....N W 82-63

UCLA (0-2)
H-0-0; A-0-1; N-0-1
March 26, 1972.....A L 76-81
Nov. 27, 1992.....N L 83-86

UNC Asheville (3-0)
H-3-0; A-0-0; N-0-0
Jan. 2, 1992.....H W 107-54
Dec. 17, 1997.....H W 77-60
Jan. 6, 2001.....H W 76-68

UNC Charlotte (4-2)
H-1-1; A-1-1; N-2-0
Jan. 29, 1977.....H L 65-76
Feb. 13, 1978.....A L 79-88
Dec. 29, 1981.....N W 76-73
Dec. 19, 1992.....N W 63-59
Dec. 22, 2012.....A W 79-76
Dec. 17, 2013.....H W 106-62

UNC Greensboro (4-0)
H-2-0; A-2-0; N-0-0
Dec. 30, 1993.....H W 94-76
Feb. 1, 1995.....A W 75-65
Nov. 14, 2010.....A W 97-73
Dec. 11, 2011.....H W 75-60

Union (TN) (0-1)
H-0-0; A-0-1; N-0-0
Dec. 29, 1948.....A L 52-56

Utah State (1-0)
H-1-0; A-0-0; N-0-0
Nov. 19, 1997.....H W 66-55



SERIES RECORDS/OVERTIME GAMES

SERIES RECORDS - GAME-BY-GAME

Valdosta State (15-0)
H-13-0; A-2-0; N-0-0

Feb. 9, 1961	H	W	86-66
Feb. 8, 1962	H	W	72-42
Dec. 3, 1962	H	W	65-42
Feb. 5, 1963	A	W	61-56
Dec. 1, 1964	H	W	81-57
Dec. 2, 1965	H	W	69-67
Dec. 1, 1966	H	W	62-58
Jan. 30, 1968	H	W	81-71
Dec. 2, 1968	H	W	120-75
Feb. 3, 1969	A	W	84-81
Dec. 12, 1970	H	W	111-63
Nov. 30, 1974	H	W	81-74
Feb. 24, 1976	H	W	106-61
Dec. 20, 1986	H	W	85-75

Valparaiso (0-1)
H-1-0; A-0-0; N-0-1

March 15, 1998	N	L	77-88(OT)
----------------	---	---	-----------

Vanderbilt (1-3)
H-1-0; A-0-3; N-0-0

Dec. 5, 1960	A	L	55-75
March 16, 1987	A	L	92-109
Dec. 22, 1999	H	W	70-65
Dec. 9, 2000	A	L	60-72

Vermont (1-0)
H-0-0; A-1-0; N-0-0

Dec. 30, 1976	A	W	76-67
---------------	---	---	-------

Villanova (0-1)
H-0-0; A-0-0; N-0-1

Dec. 19, 1988	N	L	67-68
---------------	---	---	-------

Virginia (22-23)
H-14-7; A-8-14; N-0-2

Jan. 4, 1992	H	L	68-77
Feb. 13, 1992	A	W	64-63
Jan. 6, 1993	A	L	76-80
Feb. 8, 1993	H	W	99-84
Jan. 6, 1994	A	L	64-84
Feb. 6, 1994	H	W	100-64
Jan. 4, 1995	H	L	75-81
Feb. 4, 1995	A	L	(OT) 63-76
Jan. 3, 1996	A	W	69-64
Feb. 3, 1996	H	L	59-64
Jan. 8, 1997	H	L	61-64
Feb. 1, 1997	A	L	60-73
Feb. 4, 1998	A	W	71-63
Feb. 28, 1998	H	W	88-63
Dec. 1, 1998	A	W	72-69
Jan. 30, 1999	H	L	60-67
Jan. 26, 2000	A	L	81-86
Feb. 26, 2000	H	W	71-64
Jan. 16, 2001	A	L	71-89
Feb. 17, 2001	H	L	66-69
Jan. 20, 2002	A	L	74-91
Feb. 20, 2002	H	W	66-59
Jan. 29, 2003	A	L	72-85
March 1, 2003	H	W	73-59
Jan. 18, 2004	A	L	67-76
Feb. 17, 2004	H	W	76-57
Feb. 9, 2005	A	L	55-56
March 6, 2005	H	W	68-63
Jan. 1, 2006	A	W	(OT) 87-82
Feb. 18, 2006	H	W	76-62
Feb. 17, 2007	A	L	70-73
Jan. 23, 2008	H	W	69-67
Jan. 24, 2009	A	W	73-62
Feb. 10, 2009	H	W	68-57
Feb. 17, 2010	A	W	69-50
Feb. 12, 2011	H	W	63-56
Feb. 4, 2012	H	W	58-55
March 1, 2012	A	W	63-60
Jan. 19, 2013	A	L	36-56
March 7, 2013	H	W	53-51
Jan. 4, 2014	H	L	60-52
Jan. 18, 2014	A	L	66-78
March 14, 2014	N	L	51-64
Feb. 22, 2015	A	L	41-51
March 12, 2015	N	L	44-58

Virginia Commonwealth (1-1)
H-0-0; A-0-0; N-1-1

March 25, 2011	N	L	(OT) 71-72
Nov. 21, 2013	N	W	85-67

Virginia Military (2-1)
H-1-0; A-1-1; N-0-0

Jan. 4, 1964	A	L	72-83
Dec. 3, 1964	H	W	76-72
Dec. 20, 1965	A	W	65-64

Virginia Tech (30-20)
H-18-4; A-9-14; N-3-2

Dec. 14, 1968	A	L	74-77
Jan. 31, 1970	H	W	83-73

Feb. 1, 1973	A	L	82-91
Jan. 10, 1974	H	W	85-80
March 3, 1979	N	L	60-68
Jan. 21, 1980	H	L	77-79
Feb. 22, 1980	A	L	76-78
Jan. 12, 1981	A	L	70-80
Feb. 16, 1981	H	W	80-76
Jan. 16, 1982	A	W	69-65
Feb. 25, 1982	A	L	76-77
Jan. 15, 1983	A	L	69-70
Feb. 19, 1983	H	W	82-78
Feb. 25, 1984	H	W	58-57
March 3, 1984	A	W	93-79
Jan. 14, 1985	A	L	71-85
Feb. 23, 1985	H	L	75-87
March 7, 1985	N	W	97-93
Jan. 25, 1986	A	L	73-86
Feb. 24, 1986	H	L	84-92
March 3, 1986	N	W	77-76
Jan. 31, 1987	A	L	79-82
Feb. 23, 1987	H	W	107-78
Jan. 30, 1988	A	L	87-88
March 2, 1988	H	W	92-79
Jan. 28, 1989	A	W	100-97
March 1, 1989	H	W	117-97
Feb. 27, 1990	A	W	67-63
Feb. 24, 1990	H	L	74-84
Jan. 26, 1991	A	W	71-60
Feb. 23, 1991	H	W	91-79
March 8, 1991	N	W	91-71
Dec. 27, 2001	H	W	78-49
Jan. 4, 2003	A	W	76-69
Jan. 8, 2005	H	W	77-70
Jan. 7, 2006	H	W	74-68
Feb. 25, 2006	A	L	61-72
Jan. 17, 2007	H	W	82-73
Jan. 29, 2008	A	L	80-89
Feb. 21, 2009	A	W	67-65
March 8, 2009	H	W	63-53
Jan. 16, 2010	H	W	63-58
Jan. 8, 2011	A	L	59-71
March 11, 2011	N	L	51-52
Jan. 10, 2012	A	W	63-59
Feb. 16, 2012	H	W	48-47
Feb. 24, 2013	A	L	70-80
Feb. 5, 2014	H	W	70-50
Jan. 6, 2015	H	W	86-75
Feb. 7, 2015	A	W	73-65

Wagner (1-0)
H-1-0; A-0-0; N-0-0

Dec. 18, 2003	H	W	83-62
---------------	---	---	-------

Wake Forest (23-24)
H-14-6; A-7-15; N-2-3

Dec. 1, 1958	A	L	64-73
Dec. 22, 1973	N	W	66-48
Jan. 11, 1992	A	W	88-85
Feb. 1, 1992	H	W	79-78
Jan. 9, 1993	A	W	74-72
Feb. 10, 1993	H	W	111-94
Jan. 8, 1994	H	L	66-90
Feb. 10, 1994	A	L	69-77
Jan. 7, 1995	A	L	64-72
Feb. 8, 1995	H	W	69-67
Feb. 3, 2008	H	L	(OT) 73-84
Jan. 6, 1996	H	L	(OT) 73-75
Feb. 7, 1996	A	L	67-81
Jan. 25, 1997	A	L	58-61
March 1, 1997	H	W	59-55
March 7, 1997	N	L	65-66
Jan. 22, 1998	H	W	83-59
Feb. 21, 1998	A	L	68-69
Jan. 20, 1999	H	W	74-68
Feb. 20, 1999	A	L	65-67
Jan. 4, 2000	A	W	66-64
Feb. 5, 2000	H	W	66-61
Jan. 9, 2001	A	L	53-76
Feb. 10, 2001	H	L	65-71
Dec. 16, 2001	A	L	69-79
Feb. 2, 2002	H	L	80-89
Jan. 26, 2003	A	L	60-71
Feb. 26, 2003	H	L	56-60
March 14, 2003	N	L	61-69
Jan. 25, 2004	H	W	75-70
Feb. 25, 2004	A	L	87-90
Jan. 18, 2005	H	W	(OT) 91-83
Feb. 12, 2005	A	L	48-87
Jan. 24, 2006	A	W	75-68
March 9, 2006	N	L	66-78
Jan. 27, 2007	H	W	74-66
Jan. 20, 2008	A	L	57-74
Feb. 14, 2008	H	L	70-78
March 13, 2008	N	W	70-60
Feb. 14, 2009	A	L	63-86
March 8, 2010	H	W	51-47
Feb. 1, 2011	H	W	85-61
Feb. 19, 2011	A	W	84-66
Jan. 25, 2012	A	W	75-52

Feb. 9, 2013	A	L	46-71
Feb. 26, 2013	H	W	76-62
Feb. 15, 2014	A	W	67-60
Jan. 28, 2015	H	W	(2OT) 82-76

Washington (1-1)
H-0-0; A-0-0; N-1-1

Dec. 27, 1971	N	W	85-77
Dec. 26, 1975	N	L	54-69

Washington State (1-0)
H-0-0; A-0-0; N-1-0

Dec. 30, 1971	N	W	85-61
---------------	---	---	-------

West Virginia (1-3)
H-0-0; A-0-2; N-1-1

Dec. 28, 1955	N	L	69-78
Dec. 4, 1956	A	L	54-88
Jan. 30, 1958	A	L	51-103
March 19, 1997	N	W	76-71

Western Carolina (2-1)
H-1-1; A-1-0; N-0-0

Dec. 7, 1985	H	W	91-83
Dec. 16, 1986	A	W	101-76
Dec. 8, 2001	H	L	69-79

Western Illinois (1-0)
H-1-0; A-1-0; N-0-0

Nov. 24, 2008	H	W	67-55
---------------	---	---	-------

Western Kentucky (7-0)
H-2-0; A-2-0; N-3-0

Dec. 21, 1973	N	W	107-87
Jan. 8, 1976	H	W	88-80
Dec. 5, 1977	A	W	93-73
Nov. 30, 1978	H	W	70-59
Dec. 29, 1979	A	W	67-65
March 25, 1993	N	W	(OT) 81-78
Jan. 24, 2009	A	W	73-62
Dec. 28, 2008	N	W	69-48

Wichita State (1-0)
H-0-0; A-1-0; N-0-0

March 17, 2004	A	W	91-84
----------------	---	---	-------

Wisconsin (0-3)
H-0-0; A-0-2; N-0-1

Dec. 4, 1961	A	L	63-64
Dec. 28, 2006	A	L	66-81
March 20, 2009	N	L	59-61

Wisconsin-Green Bay (1-0)
H-1-0; A-0-0; N-0-0

Jan. 5, 1987	H	W	57-49
--------------	---	---	-------

Wisconsin-Milwaukee (3-0)
H-2-0; A-0-0; N-1-0

Feb. 3, 1971	H	W	98-61
Dec. 28, 1973	N	W	84-82
Jan. 7, 1975	H	W	104-82

Wofford (0-2)
H-0-0; A-0-2; N-0-0

Jan. 10, 1948	A	L	45-48
Feb. 6, 1948	A	L	38-77

Xavier (OH) (0-1)
H-0-0; A-0-1; N-0-0

Feb. 4, 1958	A	L	60-76
--------------	---	---	-------

OVERTIME GAMES

All-Time Record	39-50			
Dixie Conference Record	1-1			
Metro Conference Record	3-6			
ACC Record	12-12			
By Decades:				
1950s	3-1			
1960s	4-5			
1970s	4-5			
1980s	7-10			
1990s	11-11			
2000s	10-18			
By Site:				
Home	12-16			
Jan. 28, 1950	OT	Stetson	L	61-70
Dec. 14, 1950	OT	Conn. St. Teachers	W	76-68
Dec. 13, 1952	OT	Mercer	W	77-76
Feb. 14, 1955	OT	at Georgia	W	88-79
Jan. 5, 1960	OT	The Citadel	L	74-76
Jan. 4, 1961	OT	at Tennessee	L	68-70
Dec. 14, 1961	2OT	Clemson	L	77-82
Dec. 21, 1962	2OT	Auburn	L	70-77
Jan. 12, 1963	OT	Miami	W	77-74
Jan. 28, 1963	OT	at Alabama	W	63-61
Feb. 15, 1964	OT	at Georgia Tech	L	73-77
Jan. 7, 1965	OT	at Georgia	W	64-55
March 1, 1969	OT	at Miami	W	89-86

Jan. 19, 1974	OT	at South Florida	L	94-95
Jan. 27, 1975	OT	at New Mexico	L	78-84
Feb. 2, 1976	OT	at Illinois State	L	80-82
Jan. 3, 1977	OT	* at Louisville	L	75-78
Jan. 31, 1977	OT	at Mercer	W	66-65
Feb. 12, 1977	OT	at Stetson	W	87-80
Feb. 27, 1978	OT	at Oral Roberts	W	80-76
Jan. 6, 1979	2OT	at Old Dominion ¹	L	76-80
Jan. 18, 1979	OT	* at Memphis State ²	W	93-86
Feb. 29, 1980	2OT	vs Cincinnati ³	W	79-69
Dec. 13, 1980	2OT	vs Florida ⁴	L	74-81
Jan. 12, 1981	OT	* at Virginia Tech	L	70-80
Feb. 7, 1981	OT	* Louisville	L	73-82
Dec. 4, 1981	OT	vs Jacksonville	W	94-93
Jan. 27, 1982	OT	at Jacksonville	L	79-80
Feb. 2, 1983	OT	* at South Carolina	W	90-85
Feb. 14, 1983	2OT	* Tulane	L	79-80
Dec. 30, 1983	OT	Furman	W	93-91
March 15, 1984	OT	vs NC State ⁴	W	74-71
March 9, 1985	OT	vs Memphis State ⁵	L	86



ALL-TIME FSU SCORES

*denotes member of the Dixie Conference from 1948-49 to 1950-51
*denotes member of the Florida Intercollegiate Conference from 1954-55 to 1956-57
*denotes member of the Metro Conference from 1976-77 to 1990-91
*denotes member of the Atlantic Coast Conference from 1991-92 to present
Associated Press Poll rankings listed in brackets (Florida State first/Opponent second). The AP polls began in 1948-49. From 1960-61 to 1967-68, the Associated Press ranked only the nation's top-10 teams.

1947-48

Record: 5-13 H: 5-4 A: 0-9
D10..... Spring Hill College..... W 39-36
D12..... Troy State..... W 57-37
D10..... Wofford College..... L 45-48
D11..... at Stetson..... L 56-65
J13..... Georgia Teachers..... L 56-60
J15..... at Georgia Savannah..... L 46-63
J17..... Mercer..... L 48-61
J24..... at Spring Hill College..... L 54-76
J30..... at Troy State..... L 48-49
F3..... at Mercer..... L 43-68
F5..... at Erskine College..... L 45-47
F6..... at Wofford College..... L 38-77
F12..... Georgia Savannah..... L 42-44
F13..... at Southern..... L 41-47
F19..... at Georgia Teachers..... L 47-65
F21..... Southern..... W 55-48
F24..... Stetson..... W 41-38
F28..... Erskine College..... W 49-48
1-First game played at West Campus Gymnasium in Tallahassee, Fla.

1948-49

Record: 12-12 H: 8-3 A: 3-7 N: 1-2 Dixie: 6-6
D7..... * Mississippi College..... W 53-21
D10..... Southern..... W 46-38
D11..... Southern..... W 63-45
D15..... at Troy State..... W 68-64
D28..... * at Lambuth College..... L 50-57
D29..... at Union..... L 52-56
D30..... at SW-Memphis..... L 47-54
J5..... * Stetson..... W 49-40
J14..... * at Stetson..... W 40-36
J15..... * at Tampa..... L 51-63
J18..... * Mercer..... L 56-65
J21..... Troy State..... W 63-45
J27..... * at Oglethorpe..... L 52-64
J28..... * at Mercer..... L 59-62
F2..... * Tampa..... W 60-58
F4..... * at Mississippi College..... L 46-57
F5..... * at Millsaps College..... W 49-46
F12..... * Oglethorpe..... W 47-46
F18..... Sewanee..... L 35-43
F19..... Sewanee..... W 47-39
F23..... Birmingham Southern..... L 44-50
F28..... vs Mercer..... W 52-46
M1..... vs Tampa..... L 47-58
M2..... vs Lambuth College..... L 49-63
1-Dixie Conference Tournament at Jackson, Miss.

1949-50

Record: 15-10 H: 10-2 A: 5-7 N: 0-1 Dixie: 6-3
D5..... * Mississippi College..... W 43-24
D6..... * Mississippi College..... W 51-45
D10..... Troy State..... W 61-27
D15..... College of Charleston..... W 72-37
D19..... vs Central College..... L 50-62
D20..... at Drury College..... L 52-59
D21..... at SW Missouri State..... L 34-79
D22..... at Tampa..... L 60-80
D23..... * at Florida Southern..... L 65-71
D24..... * at Florida Southern..... L 48-59
D27..... * Mercer..... W 57-45
D30..... * at Howard..... W 59-58
J11..... at Birm. Southern..... L 45-55
J21..... * Millsaps College..... W 62-45
J28..... Stetson..... L (OT) 61-70
F1..... * at Mercer..... L 61-69
F4..... * Howard..... W 50-39
F10..... David Lipscomb..... W 57-53
F11..... Tampa..... W 58-56
F15..... at Troy State..... W 79-71
F17..... at Sewanee..... W 80-59
F18..... at Sewanee..... W 85-65
F23..... at Stetson..... W 74-68
F28..... Florida Southern..... L 56-68
M1..... Mississippi College..... W 72-63
1-Dixie Conference Tournament at Tallahassee, Fla.

1950-51

Record: 18-9 H: 7-2 A: 6-6 N: 5-1 Dixie: 7-0/1st Place/Regular Season Champion
Postseason: NAIB Fourth Round
D9..... at Col. of Charleston..... W 74-54
D11..... * at Mercer..... W 55-52
D14..... Conn. State Teachers..... W (OT) 76-44
D15..... * Howard..... W 60-68
D16..... * at Florida Southern..... W 86-55
D19..... at Miami..... L 61-80

J5..... at Lipscomb College..... L 73-86
J9..... Mississippi..... W 63-58
J12..... Stetson..... L 66-67
J13..... * Florida Southern..... W 44-41
J17..... Tampa..... W 80-69
J19..... * at Howard..... W 58-51
J25..... at Tampa..... L 66-76
J27..... at Stetson..... L 53-71
F1..... at Rollins College..... W 60-57
F9..... Loyola New Orleans..... L 65-75
F14..... at Mississippi..... L 75-79
F15..... * at Mississippi College..... W 77-54
F17..... * Mercer..... W 69-64
F23..... Rollins College..... W 62-45
F27..... vs Howard..... L 64-54
F28..... at Mercer..... L 65-69
M2..... vs Stetson..... W 65-58
M3..... vs Georgia Teachers..... W 69-67
M12..... vs South Dakota State..... W 85-70
M14..... vs Pepperdine..... W 61-59
M15..... vs Millikin..... L 80-91
1-Dixie Conference Tournament at Macon, Ga.; 2-NAIB District 25 Tournament at Jacksonville, Fla.; 3-NAIB National Tournament at Kansas City, Mo.

1951-52

Record: 5-20 H: 3-6 A: 1-9 N: 1-5
N26..... at Parris Island USMC..... L 46-78
D8..... Culver-Stockton..... L 56-59
D10..... at Mississippi State..... L 47-75
D12..... at Mississippi Southern..... L 43-84
D14..... Mississippi Southern..... L 70-78
D19..... at Spring Hill College..... L 54-64
D21..... vs Sewanee..... L 48-58
D27..... vs Georgia..... L 50-79
D28..... vs Clemson..... L 56-62
D29..... vs Florida..... L 51-61
J5..... at Loyola-New Orleans..... L 52-74
J11..... at Miami..... L 56-93
J15..... at Tampa..... W 72-66
J16..... at Florida Southern..... L 51-54
J19..... Georgia Teachers..... L 75-93
J23..... Florida Southern..... W 72-53
J26..... Parris Island USMC..... L 62-64
F1..... Rollins College..... W 74-71
F7..... at Stetson..... L 48-58
F8..... at Rollins College..... L 55-69
F11..... Miami..... L 63-76
F16..... Tampa..... W 79-60
F23..... Stetson..... L 64-66
F29..... vs Miami..... W 73-70
M1..... vs Tampa..... L 57-78
1-at Tampa, Fla.; 2-Gator Bowl Tournament at Jacksonville, Fla.; 3-NAIB District 25 Tournament at DeLand, Fla.

1952-53

Record: 11-11 H: 6-2 A: 4-9 N: 1-0 Postseason: NAIB Second Round
D5..... at Mercer..... L 61-76
D6..... at Georgia Teachers..... W 68-63
D12..... Rollins College..... W 90-83
D13..... Mercer..... W (OT) 77-76
D15..... Central College..... L 59-62
D19..... at Sewanee..... L 58-69
D20..... Mississippi College..... W 82-52
J6..... Loyola-New Orleans..... L 66-72
J9..... at Miami..... L 63-93
J12..... at Tampa..... L 73-77
J13..... at Florida Southern..... W 71-69
J31..... at Rollins College..... L 79-82
F2..... at Memphis State..... L 73-87
F4..... at Arkansas State..... L 77-88
F10..... Stetson..... W 76-66
F13..... at Florida Southern..... W 79-77
F14..... Tampa..... W 83-74
F21..... at Loyola-New Orleans..... L 77-85
F23..... Miami..... W 81-75
F25..... at Stetson..... W 83-79
F27..... vs Mercer..... W 87-77
F28..... at Stetson..... L 81-94
1-NAIB District 25 Tournament at DeLand, Fla.

1953-54

Record: 13-7 H: 9-2 A: 4-5
D4..... at Mississippi State..... L 75-87
D8..... Mercer..... W 72-70
D11..... Georgia Teachers..... W 66-58
D16..... Jacksonville State..... W 72-61
D18..... Stetson..... W 74-71
D19..... Spring Hill College..... L 60-69
J6..... Tampa..... W 74-58
J7..... Loyola-New Orleans..... L 76-80
J9..... at Miami..... L 61-78
J11..... at Rollins College..... W 82-72
J12..... at Tampa..... W 73-63
J13..... at Florida Southern..... W 98-80
J16..... at Stetson..... L 60-82
J19..... Rollins College..... W 85-68
J21..... Florida Southern..... W 99-71
J30..... at Mercer..... L 63-70
F5..... Miami..... W 76-69
F13..... at Loyola-New Orleans..... L 72-88
F17..... at Georgia Teachers..... W 89-85
F20..... Arkansas State..... W 78-68

1954-55

Record: 22-4 H: 12-0 A: 7-2 N: 3-2 Florida Intercollegiate: 10-0/1st Place
Postseason: NAIB Fourth Round
D4..... Jacksonville State..... W 103-76
D6..... Georgia Teachers..... W 75-67
D14..... * Tampa..... W 90-82
D18..... * Stetson..... W 94-79
D20..... * Miami..... W 71-66
D27..... vs Florida..... L 79-82
D28..... vs Georgia..... W 97-87
J3..... (17)..... at Duke..... L 75-97
J7..... * at Florida Southern..... W 73-69
J8..... * vs Tampa..... W 96-61
J15..... Georgia..... W 90-81
J18..... at Spring Hill College..... W 81-72
J19..... at Mississippi State..... W 91-76
J29..... * at Stetson..... W 84-73
J31..... * Rollins College..... W 86-74
F7..... * Florida Southern..... W 84-63
F14..... at Georgia..... W (OT) 88-79
F16..... * at Rollins College..... W 110-82
F19..... at Loyola-New Orleans..... L 95-101
F21..... Mississippi State..... W 102-86
F23..... Loyola-New Orleans..... W 87-84
F25..... * at Miami..... W 86-80
F28..... Stetson..... W 86-77
M1..... Ga. Teachers College..... W 91-83
M7..... vs Montana State..... W 93-84
M9..... vs Beloit College..... L 88-110
1-Gator Bowl Tournament at Jacksonville, Fla.; 2-at Clearwater, Fla.; 3-Florida Intercollegiate Conference Championship at Miami, Fla.; 4-NAIB District 25 Tournament at Tallahassee, Fla.; 5-NAIB National Tournament at Kansas City, Mo.

1955-56

Record: 16-9 H: 9-0 A: 5-5 N: 2-4 Florida Intercollegiate: 9-1/1st Place
D1..... (3)..... at NC State..... L 63-88
D3..... at E. Tennessee State..... L 54-79
D5..... * Rollins College..... W 101-67
D10..... * Stetson..... W 91-78
D13..... * at Tampa..... W 89-67
D16..... Morningside College..... W 104-83
D19..... vs Clemson..... L 76-94
D20..... vs Boston University..... W 86-52
D21..... vs Mississippi State..... L 71-79
D28..... vs West Virginia..... L 69-78
D29..... vs Santa Clara..... L 59-61
D30..... vs New York..... W 85-83
J7..... * Miami..... W 78-76
J9..... * at Rollins College..... W 71-70
J13..... at Georgia..... W 79-76
J14..... at Georgia Teachers..... L 81-90
J16..... Loyola New Orleans..... W 85-75
F6..... Troy State..... W 90-65
F7..... * Tampa..... W 88-73
F13..... * Florida Southern..... W 92-74
F18..... * at Florida Southern..... W 85-81
F20..... * at Stetson..... W 89-83
F25..... at Miami..... L 85-91
M3..... at Loyola New Orleans..... L 72-75
M5..... Georgia..... W 80-75
1-Carousel Tournament at Charlotte, N.C.; 2-Orange Bowl Tournament at Miami, Fla.; 3-Florida Intercollegiate Conference Championship at Miami, Fla.

1956-57

Record: 9-17 H: 6-5 A: 2-11 N: 1-1 Florida Intercollegiate: 5-5
D1..... at Duquesne..... L 55-70
D3..... at Steubenville..... L 64-79
D4..... (13)..... at West Virginia..... L 54-89
D8..... at Bradley..... L 66-90
D10..... at Florida..... L 65-67
D13..... Texas A&M..... L 74-83
D15..... East Tennessee State..... L 58-65
J1..... Georgia..... L 68-72
J2..... vs Morehead State..... L 75-97
J3..... vs Furman..... W 108-96
J10..... at NC State..... L 58-63
J12..... * Miami..... L 77-85
J14..... * at Stetson..... L 70-97
J19..... * Stetson..... W 104-86
J21..... at Georgia..... W 86-63
F2..... * at Tampa..... W 84-66
F4..... * Rollins College..... W 97-94
F5..... * at Florida Southern..... L 63-78
F11..... * Florida Southern..... L 67-73
F16..... * Rollins College..... W 96-79
F18..... Mississippi Southern..... W 81-72
F20..... Loyola New Orleans..... W 79-77
F23..... * at Miami..... L 82-98
F25..... * Tampa..... W 88-57
M1..... at Centenary College..... L 74-92
M2..... at Loyola New Orleans..... L 58-83
1-First game played at Tully Gymnasium on Florida State University campus; 2-Senior Bowl Tournament at Jacksonville, Fla.

1957-58

Record: 9-16 H: 8-3 A: 0-12 N: 1-1
D2..... Tennessee Tech..... W 74-71
D7..... Murray State..... W 84-80
D9..... at Tennessee..... L 57-74
D11..... at Florida..... L 70-71


D14..... at Furman..... L 89-95
D17..... at Loyola..... L 56-82
D18..... at Louisiana State..... L 65-67
J1..... vs The Citadel..... L 57-59
J2..... vs Georgia..... W 92-80
J6..... Loyola New Orleans..... L 67-79
J9..... Tampa..... W 72-53
J13..... (18)..... at Memphis State..... L 56-59
J16..... Stetson..... W 77-60
J18..... Miami..... W 71-70
J31..... (1)..... at West Virginia..... L 51-103
F1..... at Marshall..... L 68-109
F3..... at Ohio..... L 66-86
F4..... at Xavier..... L 60-76
F7..... Army..... L 62-71
F12..... Oklahoma City..... W 57-52
F13..... Rollins College..... W 80-61
F18..... Memphis State..... L 51-68
F22..... at Miami..... L 66-86
F24..... at Tampa..... W 56-79
M3..... Georgia..... W 85-77
1-Senior Bowl Tournament at Mobile, Ala.

1958-59

Record: 8-15 H: 7-3 A: 1-10 N: 0-2
D1..... (2)..... at Kentucky..... L 68-91
D6..... Furman..... W 73-72
D9..... Spring Hill College..... W 100-70
D11..... at Wake Forest..... L 64-73
D13..... Florida..... W 82-60
D17..... (13)..... at Auburn..... L 74-95
D19..... vs Miami..... L 79-85
D20..... vs Georgia..... L 72-83
D27..... Louisiana State..... W 82-67
D29..... (8)..... Auburn..... L 62-69
J6..... Mississippi Southern..... W 65-62
J13..... (18)..... Memphis State..... L 72-75
J17..... Miami..... W 93-89
J19..... at Georgia..... L 91-94
J31..... (14)..... at Oklahoma City..... L 75-103
F2..... at Centenary College..... L 63-83
F7..... Loyola New Orleans..... W 61-60
F9..... at Murray State..... L 71-96
F10..... at Memphis State..... L 69-93
F16..... (18)..... Oklahoma City..... L 84-98
F21..... at Stetson..... L 91-98
F23..... at Rollins College..... W 94-83
F28..... at Miami..... L 85-92
1-The Citadel Invitational at Charleston, S.C.

1959-60

Record: 10-15 H: 7-4 A: 3-10 N: 0-1
D1..... at Louisiana State..... L 78-89
D2..... at Loyola New Orleans..... L 64-71
D5..... at Florida..... L 71-81
D12..... at Auburn..... L 58-62
D14..... at Alabama..... W 86-74
D18..... at Clemson..... L 64-68
D28..... Auburn..... L 63-76
D29..... at Jacksonville..... W 86-69
D30..... vs Georgia..... L 66-69
J4..... South Carolina..... W 93-75
J5..... The Citadel..... W (OT) 74-76
J7..... Centenary College..... W 81-71
J8..... at Mississippi Southern..... L 78-87
J11..... at Memphis State..... L 71-86
J14..... Tampa..... W 72-67
J16..... (15)..... Miami..... L 91-93
J30..... Morehead State..... W 78-75
F1..... at Tampa..... L 68-83
F9..... Memphis State..... L 67-83
F11..... Rollins College..... W 101-58
F13..... at Furman..... W 105-98
F15..... at The Citadel..... L 60-100
F22..... Loyola New Orleans..... W 69-50
F27..... (9)..... at Miami..... L 68-50
F29..... Georgia..... W 95-82
1-Gator Bowl Tournament at Jacksonville, Fla.



Ron King owns FSU's single-game scoring record with a 46-point outing against Georgia Southern in 1971.



ALL-TIME FSU SCORES

1960-61

Record: 14-10 H: 8-1 A: 6-7 N: 0-2

D1	Tampa	W	88-60
D3	(20) at Kentucky	W	63-58
D5	at Vanderbilt	L	55-75
D10	(11) at Auburn	L	57-74
D12	Clemson	W	74-57
D14	Florida	L	67-74
D17	at South Carolina	L	72-81
D19	at Clemson	W	65-64
D28	vs Georgia	L	56-62
J4	at Tennessee	L	(OT) 68-70
J9	Loyola New Orleans	W	73-55
J14	Miami	W	89-78
J17	vs Auburn	L	67-74
J28	at Rollins College	W	78-70
J31	Alabama	W	68-57
J6	The Citadel	W	83-77
F11	Valdosta State	W	86-66
F16	at Georgia	W	77-68
F18	at The Citadel	L	66-79
F20	Furman	W	99-57
F22	at Florida	L	74-75
F24	at Tampa	W	116-95
F25	at Miami	L	73-75
F28	at Loyola New Orleans	W	72-68

1-Gator Bowl Tournament at Jacksonville, Fla.; 2-Game played at Columbus, Ga.

1961-62

Record: 15-8 H: 8-2 A: 7-6

D2	(1) at Ohio State	L	57-72
D4	at Wisconsin	L	63-64
D6	Rice	W	76-66
D7	at Florida	W	85-71
D9	at Auburn	W	56-52
D14	Clemson	L	(OT) 77-82
D16	at Tennessee	W	69-62
D30	Auburn	L	57-62
J4	Oklahoma City	W	99-74
J6	at Furman	L	64-67
J8	at Clemson	L	69-75
J11	Rollins College	W	110-53
J13	Miami	W	65-60
J31	at Alabama	L	57-72
F3	at Oklahoma City	W	81-79
F5	at Houston	L	76-84
F8	Valdosta State	W	72-42
F12	Tampa	W	91-71
F15	at Georgia	W	71-62
F21	Florida	W	79-56
F24	at Miami	W	83-80
F26	at Tampa	W	123-92
M2	Georgia	W	101-69

1962-63

Record: 15-10 H: 8-3 A: 4-7 N: 3-0

D1	Tampa	W	92-60
D3	Valdosta State	W	65-42
D6	Florida	L	59-80
D8	at Auburn	L	47-65
D10	Alabama	W	72-63
D12	at Kentucky	L	54-83
D21	Auburn	L	(OT) 77-77
D22	Richmond	L	56-62
D27	vs Georgia	W	77-69
D28	vs Alabama	W	49-48
D29	vs Georgia Southern	W	79-60
J2	at Tennessee	L	65-66
J3	at UT - Chattanooga	W	72-55
J12	Miami	W	(OT) 77-74
J14	Georgia	W	88-54
J17	at Georgia	L	76-90
J19	(7) at Georgia Tech	L	55-70
J23	at Florida	L	86-94
J26	Houston	W	76-69
J28	at Alabama	W	(OT) 63-61
F5	at Valdosta State	W	61-56
F9	Stetson	W	73-57
F11	Centenary College	W	82-68
F23	at Miami	L	70-99
F25	at Tampa	W	80-58

1-Savannah Invitational Tournament at Savannah, Ga.

1963-64

Record: 11-14 H: 9-1 A: 1-12 s 1-1

D3	at Florida	L	55-78
D9	Auburn	W	69-67
D7	at Alabama	L	53-62
D11	at Rice	L	81-102
D12	at Texas Christian	L	60-66
D21	Tampa	W	107-61
D23	Tulsa	W	91-76
D26	vs Air Force	L	53-78
D27	vs Manhattan College	W	85-81
J2	at Richmond	L	65-69
J4	at Virginia Military	L	72-83
J11	Miami	W	80-78
J16	Memphis State	W	91-90
J18	Georgia	W	64-63
J23	Florida	L	50-52
J28	at Auburn	L	59-63
J29	Alabama	W	95-77
F6	Furman	W	57-48
F8	at Centenary College	L	72-79

F10	at Memphis State	L	71-84
F15	at Georgia Tech	L	(OT) 73-77
F22	Jacksonville	W	101-77
F27	at Stetson	W	80-60
F29	at Miami	L	80-82
M3	at Georgia	L	70-85

1-Gator Bowl Tournament at Jacksonville, Fla.

1964-65

Record: 16-10 H: 9-1 A: 4-5 N: 3-4

D1	Valdosta State	W	81-57
D3	Virginia Military	W	76-72
D5	at Auburn	L	68-92
D7	at Alabama	L	73-76
D9	Florida	W	51-50
D18	vs Oklahoma State	L	56-60
D19	vs Baylor	W	82-84
D22	vs Tennessee	L	43-65
D26	at Tulsa	W	74-72
D28	vs DePaul	L	44-52
D29	vs Creighton	L	77-85
D30	vs Rice	L	81-96
J7	at Georgia	W	(OT) 64-65
J9	Miami	W	67-66
J16	Memphis State	W	74-61
J20	Georgia Tech	W	72-65
J25	Auburn	W	58-55
J30	Alabama	L	66-75
F4	vs Duquesne	W	62-58
F7	at Memphis State	W	81-70
F10	Jacksonville	W	97-74
F15	at Georgia Tech	L	76-77
F20	at Tampa	W	71-64
F23	at Florida	L	65-77
M1	at Miami	L	75-82
M6	Georgia	W	85-83

1-Vanderbilt Invitational at Nashville, Tenn.; 2-Game played at Memphis, Tenn.; 3-AI-College Tournament at Oklahoma City, Okla.; 4-Game played at Baltimore, Md.

1965-66

Record: 15-11 H: 13-1 A: 1-8 N: 1-2

D1	Lamar Tech	W	73-68
D2	Valdosta State	W	69-68
D6	Tampa	W	121-57
D8	at Florida	L	62-75
D16	at North Carolina	L	80-115
D18	Cal-Santa Barbara	W	62-61
D21	vs Virginia Military	W	65-64
D27	vs Auburn	L	58-59
D27	vs Auburn	L	64-80
J3	at Georgia	L	57-63
J7	Miami	W	78-62
J10	Loyola New Orleans	W	73-53
J15	Memphis State	W	67-63
J18	Florida	L	65-74
J24	at Jacksonville	L	86-90
J28	Panama Nationals	W	96-73
J31	Georgia Tech	W	71-66
F5	at Memphis State	L	66-81
F7	at Loyola New Orleans	L	62-63
F10	Jacksonville	W	78-49
F14	at Georgia Tech	L	88-95
F19	Samford	W	77-66
F24	Florida Southern	W	99-54
F28	at Tampa	W	99-70
F28	at Miami	L	90-112
M5	Georgia	W	87-69

1-Tampa Holiday Invitational at Tampa, Fla.; 2-Game played at Pensacola, Fla.

1966-67

Record: 11-15 H: 7-3 A: 3-6 N: 1-6

D1	Valdosta State	W	62-58
D5	Rice	W	76-72
D7	at Florida	L	30-50
D9	vs Kansas	L	48-62
D10	at Kansas State	L	58-81
D16	vs Richmond	L	76-80
D17	vs Eastern Kentucky	L	59-81
D19	vs The Citadel	L	83-67
D20	(3) vs North Carolina	L	54-81
D27	vs Auburn	L	59-67
D28	vs Alabama	L	79-90
J7	Miami	W	61-60
J14	at Tulane	L	85-87
J16	at Memphis State	L	42-46
J23	Jacksonville	W	81-70
J25	Marshall	L	71-77
J28	Georgia Tech	L	68-75
J30	Tampa	W	109-72
F4	Memphis State	W	55-51
F8	at Jacksonville	W	68-67
F11	Tulane	W	100-90
F18	at Florida Southern	W	84-76
F22	Florida	L	75-90
F25	at Georgia Tech	L	84-102
F27	at Tampa	W	87-84
M1	at Miami	L	90-110

1-Sunflower Classic at Manhattan, Kan.; Virginia Tech Invitational at Blacksburg, Va.; Tampa Holiday Invitational at Tampa, Fla.; Mobile Classic at Mobile, Ala.

1967-68

Record: 19-8 H: 12-1 A: 5-6 N: 2-1

Postseason: NCAA First Round

D2	at Florida Presbyterian	W	90-66
D4	at Ohio State	L	69-76
D7	Florida	L	87-95
D9	Samford	W	104-89
D15	at Marquette	L	58-78
D16	vs Louisiana State	W	130-100
D20	Richmond	W	114-91
D22	Rutgers	W	87-77
D29	vs George Washington	W	94-69
D30	at Evansville	L	67-76
J2	at The Citadel	W	96-75
J6	Stetson	W	111-81
J12	Miami	W	122-93
J16	Jacksonville	W	92-79
J20	at Georgia Tech	W	73-57
J26	Hofstra	W	109-71
J30	Valdosta State	W	81-71
F1	(3) at North Carolina	L	80-86
F3	East Carolina	W	110-100
F7	The Citadel	W	93-50
F10	Florida Southern	W	104-82
F16	at Jacksonville	W	106-65
F21	at Florida	L	64-89
F24	Georgia Tech	W	72-67
F29	at Stetson	W	72-60
M1	at Miami	L	84-96
M9	vs E. Tennessee State	L	69-79

1-Milwaukee Classic at Milwaukee, Wis.; 2-Evansville Invitational at Evansville, Ind.; 3-NCAA Midwest Regional First Round at Kent, Ohio

1968-69

Record: 18-8 H: 10-3 A: 7-4 N: 1-1

D2	Valdosta State	W	120-75
D6	vs Miami	W	111-84
D7	at Jacksonville	W	93-88
D14	at Virginia Tech	L	74-77
D16	(19) at Louisville	L	78-79
D21	Southern California	W	70-68
D27	(16) Ohio State	L	86-93
D31	New Hampshire	L	104-52
J4	at Jacksonville	L	68-76
J8	at Tulane	W	97-94
J10	Miami	W	86-81
J13	Kent State	L	67-76
J18	Tulane	W	99-90
J20	at Rice	L	80-83
J23	Hawaii	W	92-60
J28	(19) South Carolina	W	87-76
F1	Jacksonville	W	93-89
F3	at Valdosta State	W	84-81
F7	at Clemson	W	70-67
F8	(2) vs North Carolina	L	82-100
F10	Stetson	W	95-67
F15	(17) Dayton	W	79-71
F18	Georgia Tech	L	76-84
F22	at Georgia Tech	W	98-80
F27	at Florida Southern	W	84-79
M1	at Miami	W	(OT) 89-86

1-Civitan Sunshine Classic at Jacksonville, Fla.; 2-Game played at Greensboro, N.C.

1969-70

Record: 23-3 H: 12-0 A: 9-2 N: 2-1

Postseason: AP No. 11

D2	Oregon State	W	69-68
D4	Oregon	W	100-84
D8	at Rollins College	W	107-86
D13	(6) vs North Carolina	L	75-86
D20	Georgetown	W	98-65
D22	(14) Louisville	W	79-69
D27	Texas	W	82-61
D29	vs Army	W	86-51
D30	vs Florida	W	88-63
J2	at Pepperdine	W	121-83
J3	(19) at Southern California	L	68-71
J5	at Arizona	W	87-78
J9	Miami	W	104-63
J17	at Tulane	W	82-77
J22	Clemson	W	122-80
J24	at Georgia Tech	W	89-83
J27	(18) (6) Jacksonville	W	89-83
J31	(18) Virginia Tech	W	83-73
F5	(12) at Kent State	W	80-79
F7	(12) at Dayton	W	82-76
F10	(9) Florida Southern	W	98-74
F14	(9) Tulane	W	112-77
F18	(8) (6) at Jacksonville	L	81-85
F21	(8) Georgia Tech	W	97-80
F28	(10) at Stetson	W	94-64
F28	(10) at Miami	W	112-96

1-Game played at Greensboro, N.C.; 2-Gator Bowl Tournament at Jacksonville, N.C.

1970-71

Record: 17-9 H: 12-2 A: 4-5 N: 1-2

D1	at Texas	W	80-78
D3	Biscayne	W	106-70
D5	South Dakota	W	125-65
D7	vs Southern Miss	W	117-84
D8	(3) at Jacksonville	L	108-114
D12	Valdosta State	W	111-63

D18	(17) (8) vs S. California	L	85-94
D19	(17) vs Miami (Ohio)	L	64-67
D23	at Pan American	W	95-90
D31	Arizona	W	95-85
J2	Pepperdine	W	101-82
J8	Miami	W	114-106
J11	Manhattan College	W	96-68
J13	at Tulane	L	69-88
J16	Samford	W	122-79
J18	Stetson	W	78-71
J23	Georgia Tech	L	67-85
J27	(6) at Jacksonville	L	65-83
J30	Cal Irvine	W	82-69
F3	Wisconsin-Milwaukee	W	98-61
F8	at Georgia Tech	W	81-76
F11	Georgia Southern	W	113-81
F15	(6) Jacksonville	L	79-90
F22	(8) at North Carolina	L	61-70
F25	at Florida Southern	W	74-66
F27	at Miami	L	94-100

1-Civitan Classic at Jacksonville, Fla.; 2-Sun Bowl Tournament at El Paso, Texas

1971-72

Record: 27-6 H: 11-1 A: 5-5 N: 11-0

Postseason: NCAA Championship Game; AP No. 10

D1	Oglethorpe	W	112-69
D4	Eastern Kentucky	W	96-83
D6	vs Stetson	W	90-54
D7	(18) (6) at Jacksonville	W	90-83
D11	(18) Valdosta State	W	134-65
D18	(9) Hawaii	L	10-30
D22	(14) at Hawaii	L	76-81
D27	(14) vs Washington	W	85-77
D29	vs Oregon State	W	73-72
D30	vs Washington State	W	85-61
J3	vs Denver	W	88-70
J4	(20) vs Saint Louis	W	63-62
J8	(20) East Tennessee State	W	106-63
J11	(12) Mercer	W	96-78
J15	(12) Houston	W	86-79



ALL-TIME FSU SCORES

1973-74

Record: 18-8 H: 10-0 A: 2-6 N: 6-2
N30..... Hofstra W..... 92-63
D3..... Biscayne W..... 109-71
D7..... vs Clemson¹ W..... 65-58
D8..... at Pittsburgh¹ L..... 60-82
D10..... at Eastern Kentucky W..... 93-60
D15..... (9)..... at Louisville L..... 78-90
D18..... (12) Memphis State W..... 88-80
D21..... vs Western Kentucky² W..... 107-87
D22..... vs Wake Forest² W..... 66-48
D27..... vs Indiana State² L..... 92-93
D28..... vs Wisconsin Milwaukee² W..... 84-82
J4..... vs Texas A&M³ W..... 99-79
J5..... at Houston³ L..... 74-79
J10..... Virginia Tech W..... 85-80
J14..... vs Georgia Southern² W..... 92-89
J19..... at South Florida L (OT)94-95
J21..... at Southern Illinois L..... 73-77
J24..... Jacksonville W..... 78-74
F1..... (17) New Mexico W..... 90-71
F6..... Canisus College W..... 91-74
F9..... South Florida W..... 118-84
F13..... at Jacksonville L..... 89-113
F16..... (4)..... vs North Carolina³ L..... 85-104
F23..... South Alabama W..... 105-63
F26..... Fairleigh Dickinson W..... 86-58
M4..... at South Alabama W..... 96-91
1-Steel Bowl Tournament at Pittsburgh, Pa.; 2-Big Sun Classic at St. Petersburg, Fla.; 3-Mercer Classic Tournament at Macon, Ga.; 4-Bluebonnet Classic at Houston, Texas; 5-Game played at Savannah, Ga.; 6-Game played at Greensboro, N.C.

1974-75

Record: 18-8 H: 15-1 A: 0-7 N: 3-0
N30..... Valdosta State College W..... 81-74
D3..... Illinois State W..... 72-70
D7..... Marshall W..... 90-63
D9..... (16) at Memphis State L..... 69-70
D14..... (4)..... Louisville L..... 75-84
D18..... Cal State Bakersfield W..... 96-66
D21..... Ohio W..... 67-60
D26..... (15) vs Purdue¹ W..... 69-66
D27..... (4)..... at Louisville¹ L..... 61-79
J4..... Eastern Kentucky W..... 107-75
J7..... Wisconsin-Milwaukee W..... 104-82
J11..... Biscayne W..... 88-59
J15..... at South Florida L..... 71-77
J18..... Hofstra W..... 107-71
J20..... vs Biscayne² W..... 95-85
J25..... at Canisus College L..... 75-81
J27..... at New Mexico L (OT)78-84
F1..... UT - Chattanooga W..... 111-70
F6..... Jacksonville W..... 63-55
F9..... vs Georgia Southern W..... 101-77
F13..... Georgia State³ W..... 81-72
F19..... at Jacksonville L..... 71-76
F22..... Georgia Southern W..... 104-71
F24..... Mercer W..... 91-68
F28..... South Florida W..... 77-64
M5..... at Stetson L..... 54-63
1-Holiday Classic at Louisville, Ky.; 2-Game played at Fort Lauderdale, Fla.; 3-Game played at Savannah, Ga.

1975-76

Record: 21-6 H: 13-0 A: 6-2 N: 2-4
D2..... Rollins College W..... 90-47
D6..... at Eastern Kentucky W..... 65-59
D8..... (1)..... vs Indiana¹ L..... 59-83
D11..... Stetson W..... 81-71
D13..... Palm Beach Atlantic W..... 109-52
D19..... vs South Florida² W..... 78-71
D20..... (8)..... vs Alabama² L..... 72-76
D26..... (13) vs Washington² L..... 54-69
D29..... vs Oregon State² W..... 75-78
D30..... vs Colorado State³ W..... 84-54
J8..... Western Kentucky W..... 88-80
J10..... at Jacksonville W..... 77-57
J14..... Baptist College W..... 107-64
J17..... Memphis State W..... 100-79
J20..... at South Florida W..... 76-72
J24..... SW Louisiana W..... 110-70
J31..... at Georgia State W..... 66-58
F2..... at Illinois State L (OT)80-82
F7..... South Florida W..... 88-62
F17..... Illinois State W..... 109-81
F18..... at Madison W..... 85-65
F14..... Jacksonville W..... 74-65
F21..... Georgia State W..... 92-70
F24..... Valdosta State W..... 106-61
F28..... Mercer W..... 90-76
M4..... (18) at SW Louisiana W..... 68-65
M6..... (18) at Dayton L..... 81-95
1-Game played at Indianapolis, Ind.; 2-Big Sun Classic at St. Petersburg, Fla.; 3-Far West Classic at Portland, Ore.

1976-77

Record: 16-11 H: 8-2 A: 5-6 N: 3-3
Metro: 0-2/5th Place/5-7 record against designated opponents
N26..... vs Toledo¹ W..... 70-66
N27..... at Clemson¹ L..... 92-108
N30..... Missouri Western St. W..... 109-80
D4..... Austin Peay State W..... 97-86

D11..... at Missouri L..... 63-65
D17..... vs Santa Clara² W..... 94-80
D18..... (5) ..at San Francisco² L..... 87-93
D29..... vs Army² L..... 71-72
D30..... at Vermont² W..... 76-67
J3..... (14)..... * at Louisville L..... (OT)75-78
J5..... at Western Kentucky W..... 93-73
J8..... Troy State W..... 83-69
J12..... Madison W..... 69-66
J15..... (18) * at Memphis State L..... 75-81
J20..... at South Florida W..... 97-74
J22..... South Alabama W..... 115-86
J26..... at Jacksonville L..... 70-77
J29..... UNC-Charlotte L..... 65-76
J31..... at Mercer W..... (OT)66-65
F5..... Baptist College W..... 139-72
F7..... (3)..... vs Kentucky² W..... 57-97
F12..... at Stetson W..... (OT)87-80
F18..... vs Dayton² W..... 76-71
F23..... Jacksonville L..... 64-70
F26..... South Florida L..... 103-72
M1..... Oral Roberts W..... 91-87
M3..... vs Georgia Tech² L..... 67-72
1-PTAY Classic at Clemson, S.C.; 2-Cable Car Classic at San Francisco, Calif.; 3-Vermont Classic at Burlington, Vt.; 4-Game played at Louisville, Ky.; 5-Game played at St. Petersburg, Fla.; 6-Metro Conference Tournament at Memphis, Tenn.

1977-78

Record: 23-6 H: 10-1 A: 6-2 N: 7-3
Metro: 12-1/1st Place
Postseason: NCAA First Round; AP No. 15
N28..... Rollins College W..... 83-59
D1..... Troy State W..... 110-82
D5..... Saint Leo College W..... 90-49
D9..... vs South Florida¹ W..... 76-67
D10..... vs Seton Hall¹ W..... 94-63
D16..... vs Texas A&M² W..... 100-77
D17..... vs Navy² W..... 82-55
D23..... vs Missouri² W..... 97-64
D27..... (18) (11)..... * at Cincinnati L..... 75-77
D30..... (18)..... * vs Tulane² W..... 71-56
D31..... (18)..... * vs Minnesota² L..... 74-88
J7..... (1)..... * at Tulane W..... 87-85
J11..... Fairleigh Dickenson W..... 85-43
J14..... * Tulane W..... 103-85
J17..... * Cincinnati W..... 76-66
J22..... (9)..... * at Louisville W..... 70-66
J26..... (17)..... * Saint Louis W..... 88-75
F2..... (15)..... South Alabama L..... 56-58
F4..... (15)..... * at Saint Louis W..... 72-68
F6..... (15)..... * at Memphis State W..... 95-89
F11..... (16)..... Memphis State W..... 89-82
F13..... (16)..... at UNC Charlotte L..... 79-88
F17..... (14) (9)..... * Louisville W..... 81-70
F21..... (12)..... * Georgia Tech W..... 78-72
F25..... (12)..... * at Georgia Tech W..... 85-82
F27..... (12)..... at Oral Roberts W..... (OT)80-76
M3..... (11)..... vs Georgia Tech² W..... 71-69
M4..... (21) (20) vs Louisville² L..... 93-94
M11..... (13) (1)..... vs Kentucky² L..... 76-85
1-Big Sun Tournament at St. Petersburg, Fla.; 2-Birmingham Classic at Birmingham, Ala.; 3-Game played at Orlando, Fla.; 4-Pillsbury Holiday Classic at Bloomington, Minn.; 5-Metro Conference Tournament at Cincinnati, Ohio; 6-NCAA Midwest Regional First and Second Rounds at Knoxville, Tenn.

1978-79

Record: 19-10 H: 9-1 A: 7-7 N: 3-2
Metro: 7-3/3rd Place
N27..... Eckerd College W..... 116-71
N30..... Western Kentucky W..... 70-59
D4..... at Auburn W..... 71-70
D9..... vs Florida¹ W..... 68-61
D18..... Florida Southern W..... 106-75
D22..... at Dayton² L..... 80-97
D23..... vs Penn State² W..... 57-64
D31..... at Ala. Birmingham W..... 85-66
J3..... at Jacksonville L..... 68-71
J5..... vs Georgia Southern² W..... 96-83
J6..... at Old Dominion³ L (2OT) 76-80
J10..... * at Tulane L..... 60-74
J12..... * at Saint Louis W..... 61-59
J18..... * at Memphis State W..... (OT)93-86
J20..... (7)..... * Louisville L..... 65-67
J23..... Georgia Tech W..... 79-73
J25..... at George Washington W..... 71-68
J27..... * at Cincinnati W..... 80-77
J29..... * Tulane W..... 89-84
J31..... (6)..... * at Louisville L..... 71-84
F3..... Jacksonville L..... 84-81
F6..... at South Alabama W..... 61-78
F10..... at Georgia Tech L..... 72-75
F12..... * Saint Louis W..... 84-79
F17..... * Cincinnati W..... 76-71
F25..... * Memphis State W..... 90-87
M1..... vs Tulane² W..... 101-92
M2..... at Memphis State¹ W..... 35-34
M3..... vs Virginia Tech¹ L..... 60-68
1-Game played at Jacksonville, Fla.; 2-Dayton Invitational at Dayton, Ohio; 3-Old Dominion Classic at Norfolk, Va.; 4-Metro Conference Tournament at Memphis, Tenn.

1979-80

Record: 22-9 H: 10-3 A: 7-5 N: 5-1
Metro: 7-5/4th Place
Postseason: NCAA Second Round
N30..... Florida A&M W..... 101-63
D2..... Jacksonville L..... 76-77
D6..... at South Florida W..... 89-71
D8..... vs Florida¹ W..... 87-70
D20..... Minnesota W..... 112-91
D29..... at Western Kentucky W..... 67-65
D31..... * vs Tulane² W..... 108-97
J4..... * at Saint Louis W..... 75-73
J7..... South Florida W..... 84-69
J10..... * at Memphis State W..... 74-69
J12..... * at Tulane L..... 79-80
J14..... South Carolina Aiken W..... 82-69
J19..... at Marquette L..... 64-74
J21..... * Virginia Tech L..... 77-79
J27..... (7)..... * at Louisville L..... 73-79
F2..... * at Cincinnati W..... 54-52
F4..... Auburn W..... 73-69
F7..... * Memphis State¹ W..... 55-54
F9..... * Cincinnati W..... 77-74
F11..... at Florida Southern W..... 85-78
F14..... * Saint Louis W..... 71-69
F16..... * at Jacksonville W..... 64-55
F18..... Cleveland State W..... 86-83
F20..... Alabama Birmingham W..... 89-87
F22..... * at Virginia Tech L..... 76-78
F24..... (2)..... * Louisville L..... 75-83
F28..... vs Tulane² W..... 85-73
F29..... * at Cincinnati² W (2OT) 79-69
M1..... (4)..... at Louisville¹ L..... 72-81
M7..... vs Toledo² W..... 94-91
M9..... (4)..... vs Kentucky² L..... 78-97
1-Game played at Jacksonville, Fla.; 2-Game played at Miami, Fla.; 3-Game forfeited by Memphis State; 4-Metro Conference Tournament at Louisville, Ky.; 5-NCAA Midwest First and Second Round at Bowling Green, Ky.

1980-81

Record: 17-11 H: 8-2 A: 5-6 N: 4-3
Metro: 7-5/2nd Place
N28..... Central Florida W..... 57-41
D2..... at Minnesota L..... 66-79
D6..... Jacksonville W..... 59-57
D13..... vs Florida¹ L (2OT) 74-81
D17..... at Auburn L..... 74-78
D19..... vs Missouri² W..... 68-64
D20..... vs Georgia² W..... 64-62
D31..... vs South Carolina³ W..... 78-80
J3..... * Memphis State W..... 84-66
J5..... * at Cincinnati W..... 79-77
J10..... Baptist College W..... 87-60
J12..... * at Virginia Tech L (OT)70-80
J17..... * at Louisville L..... 78-98
J20..... at Jacksonville W..... 59-50
J24..... * Tulane W..... 79-61
J26..... at Florida W..... 82-71
J31..... * at Tulane W..... 74-68
F4..... * at Saint Louis L..... 71-72
F7..... * Louisville L..... (OT)73-82
F9..... * Saint Louis W..... 70-57
F14..... * Cincinnati L..... 79-80
F16..... * Virginia Tech W..... 80-76
F18..... at South Carolina L..... 70-83
F21..... Florida A&M W..... 92-79
F28..... * at Memphis State W..... 80-78
M1..... vs Marquette¹ W..... 81-78
M5..... vs Saint Louis² W..... 84-77
M6..... vs Cincinnati² L..... 57-58
1-Game played at Jacksonville, Fla.; 2-Cotton States Classic at Atlanta, Ga.; 3-Game played at Miami, Fla.; 4-Game played at Tampa, Fla.; 5-Metro Conference Tournament at Louisville, Ky.

1981-82

Record: 11-17 H: 5-8 A: 3-6 N: 3-3
Metro: 4-8/6th Place
N29..... Florida A&M¹ W..... 81-67
D1..... Georgia L..... 67-70
D4..... vs Jacksonville W..... (OT)94-93
D5..... vs South Florida² L..... 67-82
D9..... Jacksonville² L..... 80-83
D12..... vs Florida² L..... 65-81
D19..... Auburn L..... 76-77
D22..... at South Carolina W..... 82-77
D29..... vs UNC-Charlotte¹ W..... 76-73
D30..... at Dayton¹ L..... 79-93
J4..... (14) * at Louisville L..... 57-79
J9..... * Memphis State L..... 63-90
J11..... Florida L..... 82-67
J14..... * at Saint Louis W..... 75-74
J16..... * at Virginia Tech W..... 69-65
J23..... * Saint Louis W..... 89-73
J25..... Saint Leo College W..... 101-74
J27..... at Jacksonville L (OT)79-80
J30..... * Louisville W..... 71-65
F1..... * at Tulane L..... 53-66
F10..... * Tulane L..... 61-62
F13..... * Memphis State L..... 60-62
F20..... * at Cincinnati L..... 83-84
F22..... South Carolina L..... 84-87
F25..... * Virginia Tech L..... 76-77
F27..... * Cincinnati L..... 71-73

M5..... vs Tulane¹ W..... 54-49
M6..... vs Louisville¹ L..... 73-97
1-First game played at Tallahassee Leon County Civic Center; 2-Florida Four Tournament at Tampa, Fla.; 3-Game played at Jacksonville, Fla.; 4-Dayton Invitational at Dayton, Ohio; 5-Metro Conference Tournament at Memphis, Tenn.

1982-83

Record: 14-14 H: 8-5 A: 4-7 N: 2-2
Metro: 6-8/5th Place
Postseason: NIT Second Round
N29..... Saint Leo College W..... 92-54
D1..... at Auburn L..... 68-78
D6..... Florida A&M W..... 81-79
D10..... vs South Florida¹ L..... 77-90
D11..... vs Jacksonville¹ W..... 81-66
D19..... Florida L..... 63-84
D22..... Pittsburgh L..... 74-75
D29..... at San Diego State² L..... 85-89
D30..... (19) vs Tulsa² W..... 96-80
J2..... at New Mexico W..... 74-71
J4..... at Jacksonville W..... 61-60
J8..... (13) * Louisville L..... 69-96
J13..... * Southern Miss W..... 94-82
J15..... * at Virginia Tech L..... 69-70
J22..... * Cincinnati W..... 86-78
J29..... * at Southern Miss W..... 71-65
F2..... * at South Carolina W..... (OT)90-85
F5..... * at Cincinnati L..... 48-63
F7..... (12) * at Louisville L..... 63-89
F12..... Jacksonville W..... 83-74
F14..... * Tulane L..... (2OT)79-80
F19..... * Virginia Tech W..... 82-78
F22..... New Mexico W..... 79-77
F26..... (14) * Memphis State W..... 74-72
F28..... * South Carolina L..... 76-79
M3..... (17) * at Memphis State L..... 67-94
M5..... * Tulane L..... 66-71
M11..... (17) vs Memphis State¹ L..... 74-84
1-Florida Four Tournament at Gainesville, Fla.; 2-Cabrillo Classic at San Diego, Calif.; 3-Metro Conference Tournament at Cincinnati, Ohio

1983-84

Record: 20-11 H: 13-3 A: 5-7 N: 2-1
Metro: 9-5/3rd Place
Postseason: NIT Second Round
N26..... Central Florida W..... 96-65
N28..... Tampa W..... 83-70
D2..... at Florida W..... 67-60
D5..... Auburn L..... 69-76
D8..... Jacksonville W..... 76-63
D10..... Florida International W..... 94-75
D20..... at Pittsburgh L..... 89-102
D23..... Florida W..... 87-64
D30..... Furman W..... (OT)93-91
J3..... * South Carolina L..... 68-76
J7..... * at Southern Miss W..... 83-64
J9..... * at Tulane L..... 43-50
J14..... * Cincinnati W..... 71-57
J18..... Baptist College W..... 92-75
J25..... (14) * at Louisville L..... 71-95
J28..... * at South Carolina W..... 87-82
F4..... * Southern Miss W..... 78-74
F6..... (17) * Louisville W..... 75-60
F11..... (9)..... * Memphis State L..... 69-73
F13..... at Jacksonville L..... 47-56
F15..... (8)..... * at Memphis State L..... 67-75
F20..... * Tulane W..... 52-51
F22..... at South Florida L..... 51-53
F25..... * Virginia Tech W..... 58-57
F29..... * at Cincinnati W..... 85-64
M3..... * at Virginia Tech W..... 93-79
M5..... Monmouth W..... 82-55
M8..... vs South Carolina¹ W..... 72-65
M9..... (17) at Memphis State¹ L..... 63-65
M15..... vs NC State² W..... (OT)74-71
M18..... vs Pittsburgh³ L..... 63-66
1-Metro Conference Tournament at Memphis, Tenn.; 2-National Invitation Tournament at Raleigh, N.C.; 3-National Invitation Tournament at Greensboro, N.C.

1984-85

Record: 14-16 H: 9-5 A: 2-9 N: 3-2
Metro: 4-10/7th Place
N26..... Tampa W..... 89-52
N30..... Florida L..... 65-68
D3..... Florida International W..... 97-43
D5..... at Jacksonville W..... 61-60
D18..... Tennessee Martin W..... 90-73
D21..... vs Pittsburgh¹ W..... 83-76
D29..... at Furman W..... 97-75
J2..... * at Cincinnati L..... 62-63
J5..... (9)..... vs North Carolina² L..... 69-78
J7..... St. Joseph's W..... 88-72
J9..... South Florida L..... 54-56
J12..... * Louisville L..... 62-63
J14..... * at Virginia Tech L..... 71-85
J19..... at NC State L..... 66-72
J23..... (9)..... * Memphis State L..... 69-74
J26..... * at Southern Miss L..... 63-77
J28..... * at Tulane L..... 61-64
F2..... * at South Carolina L..... 77-92
F4..... at Florida L..... 79-86
F6..... * Tulane W..... 74-51
F11..... * Southern Miss W..... 91-79



ALL-TIME FSU SCORES

F13	Jacksonville	W	88-72
F16	(4) * at Memphis State	L	68-70
F20	* at Louisville	L	72-83
F23	* Virginia Tech	L	75-87
F27	* Cincinnati	W	86-60
M2	* South Carolina	W	87-75
M7	vs Virginia Tech ³	W	97-93
M8	vs Cincinnati ³	W	75-65
M9	(4) * vs Memphis State ³	L	(OT)86-90

1985-86

Record: 12-17 H: 11-4 A: 0-10 N: 1-3
Metro: 3-9/7th Place

N23	Tampa	W	86-62
N29	at Florida	L	66-85
D4	NC State	W	76-67
D7	Western Carolina	W	91-83
D14	Fla. Institute of Tech.	W	122-83
D16	vs Alabama	L	89-100
D21	at Pittsburgh	L	75-88
D31	(1) * vs North Carolina ²	L	64-109
J4	Jacksonville	L	62-69
J6	Central Florida	W	76-58
J9	California (Pa.)	W	113-75
J11	* Cincinnati	W	76-73
J15	(18) * Louisville	L	64-85
J18	* Southern Miss	L	92-94
J20	at Miami	L	75-83
J22	at New Orleans	L	55-76
J25	(25) * at Virginia Tech	L	73-86
F1	* at South Carolina	L	73-81
F3	Miami	W	90-72
F8	* at Southern Miss	L	96-102
F10	(3) * * at Memphis State	L	73-99
F12	New Orleans	W	96-77
F15	* at Cincinnati	L	72-78
F19	(10) * * at Louisville	L	67-89
F22	(4) * * Memphis State	W	82-80
F24	(24) * * Virginia Tech	L	84-92
M1	* South Carolina	W	68-62
M7	vs Virginia Tech ³	W	77-76
M8	(10) * vs Memphis State ³	L	(OT)71-73

1-Game played at Birmingham, Ala.; 2-Game played at Charlotte, N.C.; 3-Metro Conference Tournament at Louisville, Ky.

1986-87

Record: 19-11 H: 14-2 A: 3-8 N: 2-1
Metro: 6-6/6th Place

Postseason: NIT Second Round			
N28	Florida	W	80-76
D4	USC-Spartanburg	W	97-69
D6	(8) * Alabama	W	72-71
D1	(9) * at Oklahoma	L	92-109
D16	at Western Carolina	W	101-76
D20	Valdosta State	W	85-75
D29	vs Alcorn State ¹	W	84-62
D30	vs Tennessee ¹	W	(OT)91-90
J3	at Jacksonville	L	78-90
J5	Wisconsin Green Bay	W	57-49
J7	* Louisville	L	64-73
J12	Stetson	W	83-75
J17	* at Cincinnati	L	67-69
J19	* at Memphis State	L	68-76
J21	* South Carolina	L	60-63
J24	* at Southern Miss	W	94-74
J26	Central Florida	W	76-57
J31	* at Virginia Tech	L	(OT)79-82
F2	* Cincinnati	W	77-75
F4	at Miami	L	57-63
F11	* Memphis State	W	98-89
F14	* at South Carolina	W	80-72
F16	South Florida	W	83-78
F18	* at Louisville	L	71-87
F23	* Virginia Tech	W	107-78
F26	Miami	W	08-84
F28	* Southern Miss	W	117-102
M6	vs South Carolina ²	L	85-86
M12	..Rhode Island ²	W	107-92
M16	..at Vanderbilt ¹	L	92-109

1-Red Lobster Classic at Orlando, Fla.; 2-Metro Conference Tournament at Louisville, Ky.; 3-National Invitation Tournament at Tallahassee, Fla.; 4-National Invitation Tournament at Nashville, Tenn.

1987-88

Record: 19-11 H: 13-2 A: 4-7 N: 2-2
Metro: 7-5/2nd Place

Postseason: NCAA Second Round			
N28	Bucknell	W	87-58
D2	Florida International	W	121-75
D5	Penn State	W	63-60
D10	(16) Oklahoma	L	87-89
D12	(12) at Florida	L	48-71
D16	vs Stetson ¹	W	80-67
D19	at Tennessee	L	(OT)78-81
D21	Hardin Simmons	W	93-79
D28	(3) * vs Pittsburgh ²	L	71-72
D29	at Central Florida ²	W	101-67
J6	Jacksonville	W	87-63
J9	* Louisville	W	83-76
J13	* Memphis State	W	92-85
J16	at South Florida	W	86-70
J23	* at Cincinnati	W	74-71

J25	* South Carolina	L	72-80
J28	Central Florida	W	93-69
J30	* at Virginia Tech	L	87-88
F2	Monmouth	W	82-68
F6	* Cincinnati	W	101-68
F13	* Southern Miss	W	83-75
F17	* at Louisville	L	62-82
F20	* at Memphis State	L	76-81
F24	Alabama State	W	108-90
F27	* at South Carolina	L	78-81
M2	* Virginia Tech	W	92-79
M5	* at Southern Miss	W	87-83
M11	..vs Cincinnati ³	W	84-74
M12	..at Memphis State ³	L	74-81
M18	(17) * vs Iowa ¹	L	98-102

1-Game played at Daytona Beach, Fla.; 2-Citrus Bowl Classic at Orlando, Fla.; 3-Metro Conference Tournament at Memphis, Tenn.; 4-NCAA West Regional First Round at Los Angeles, Calif.

1988-89

Record: 22-8 H: 12-2 A: 10-3 N: 0-3
Metro: 9-3/1st Place

Postseason: NCAA First Round; AP No. 16			
N25	(17) * Central Florida	W	133-79
N29	(14) * Florida International	W	100-75
D3	(14) (19) Florida	W	104-86
D9	(13) * Stetson	W	91-74
D14	(12) * South Alabama	W	87-82
D17	(12) * at Penn State	W	78-71
D20	(11) * South Florida	W	113-81
D28	(10) * at Central Florida ¹	W	97-64
D29	(10) (17) * Villanova ¹	L	67-68
J4	(15) * Rider	W	113-67
J7	(15) * Southern Miss	W	104-79
J11	(14) * at Jacksonville	W	85-70
J15	(14) (17) Tennessee	W	101-90
J18	(14) * at Arkansas	W	(OT)112-105
J21	(14) * Cincinnati	W	95-80
J26	(11) * * at South Carolina	W	69-67
F23	(11) * * at Virginia Tech	W	100-97
F4	(8) * Memphis State	L	82-89
F8	(8) * * at Cincinnati	W	66-65
F8	(8) (7) * * at Louisville	W	81-78
F9	(12) * * South Carolina	W	88-72
F16	(7) (10) * * Louisville	L	(OT)77-78
F18	(7) * * at Memphis State	L	78-89
F21	(12) * at New Orleans	L	77-83
F23	(12) (14) * at La Salle	L	100-101
M1	(16) * * Virginia Tech	W	117-97
M4	(16) * * at Southern Miss	W	81-78
M11	(14) * at South Carolina ²	W	80-63
M12	(14) (16) * vs Louisville ²	L	80-87
M16	(16) * vs Middle Tennessee St. ³	L	83-97

1989-90

Record: 16-15 H: 9-4 A: 6-6 N: 1-5
Metro: 6-8/5th Place

Postseason: NCAA Elite Eight			
N24	* vs Kansas State ¹	L	70-71
N25	at Alaska Anchorage ¹	W	75-74
D6	* vs Connecticut ¹	L	60-63
D1	(24) at Florida	L	69-82
D3	Auburn	W	82-78
D9	New Orleans	W	66-64
D16	at South Florida	W	78-72
D19	Samford	W	100-82
D22	Stetson	W	92-83
D27	(19) * vs NC State ²	L	72-90
D29	vs Rhode Island ²	W	95-76
J2	at South Alabama	W	78-75
J4	* Tulane	W	92-68
J6	* Southern Miss	W	113-82
J8	Jacksonville	W	(2OT)104-99
J11	* at Cincinnati	L	62-82
J14	(11) * Louisville	L	66-73
J18	at Miami	L	(2OT)97-101
J20	* South Carolina	L	53-56
J25	* Memphis State	W	78-72
J27	* at Virginia Tech	W	67-63
F3	* at Southern Miss	L	72-84
F3	(7) * vs Syracuse ²	L	69-90
F6	(15) * * at Louisville	L	50-69
F8	* Cincinnati	L	69-72
F13	* at Memphis State	L	69-81
F17	Miami	W	92-73
F20	* at Tulane	W	69-67
F24	* Virginia Tech	L	74-84
M3	* at South Carolina	W	79-70
M8	..vs Cincinnati ³	L	(OT)64-65

1990-91

Record: 21-11 H: 12-2 A: 4-8 N: 5-1
Metro: 9-5/2nd Place (Tournament Champions)

Postseason: NCAA Second Round			
N27	Texas Southern	W	95-71
N30	Florida	L	68-85
D3	Morgan State	W	89-48
D9	La Salle	W	83-74
D15	at Auburn	W	96-99

D18	South Florida	W	80-72
D22	(1) * at Nevada Las Vegas	L	69-101
D29	at Florida Intl.	W	92-73
J3	* at Tulane	L	61-77
J5	* at So. Mississippi	L	72-84
J10	* Cincinnati	W	72-67
J12	* Louisville	W	77-66
J14	vs Stetson ¹	W	69-64
J19	(22) * at South Carolina	W	(OT)81-80
J21	(2) * Arkansas	L	92-109
J24	* at Memphis State	L	66-67
J26	* at Virginia Tech	W	71-60
F2	* Tulane	W	85-79
F7	* at Cincinnati	L	67-76
F9	* at Louisville	L	72-88
F13	Alabama State	W	113-88
F16	at Jacksonville	W	99-79
F18	(7) * at Syracuse	L	79-88
F21	* Memphis State	W	76-64
F23	* Virginia Tech	W	91-79
F26	* Southern Mississippi	W	85-83
M2	* South Carolina	W	70-59
M7	vs South Carolina ²	W	65-55
M8	vs Virginia Tech ²	W	91-71
M9	vs Louisville ²	W	76-69
M14	vs S. California ²	W	75-72
M16	(3) * vs Indiana ²	L	60-82

1991-92

Record: 22-10 H: 12-3 A: 7-4 N: 3-3
ACC: 11-5/2nd Place

Postseason: NCAA Sweet 16			
Final AP No. 20/USA Today No. 14			
N26	Jacksonville	W	100-91
D3	vs Syracuse ¹	L	71-89
D6	Southern ²	W	95-75
D7	Florida A&M ³	W	2-0
D15	(5) * at North Carolina	W	86-74
D20	at South Florida	L	88-92
D23	Robert Morris	W	76-60
D29	Duquesne	W	88-73
J2	UNC Asheville	W	107-54
J4	* Virginia	L	(OT)68-77
J6	(1) * at Duke	L	70-86
J11	(19) * * at Wake Forest	W	(OT)88-85
J18	* at Maryland	W	(OT)91-83
J20	Mercer	W	78-64
J23	(18) * at Georgia Tech	W	83-79
J25	* NC State	W	98-76
J27	at Florida	W	68-67
F30	(23) (1) * Duke	L	62-75
F1	(23) * Wake Forest	W	79-78
F5	(23) * Maryland	L	85-93
F8	(23) * Clemson	W	102-90
F10	(23) * at NC State	W	87-79
F13	(23) * at Virginia	W	64-63
F15	(23) * Georgia Tech	W	80-67
F18	(16) * at Clemson	L	67-68
F23	(16) * at DePaul	L	75-85
F27	(22) (10) * North Carolina	W	110-96
M13	(18) * vs NC State ¹	W	93-80
M14	(8) * vs North Carolina ²	L	76-80
M19	(20) * vs Montana ²	W	78-68
M21	(20) * vs Georgetown ²	W	78-68
M26	(20) (4) * Indiana ²	L	74-85

1-ACC/Big East Challenge at Atlanta, Ga.; 2-Capitol City Classic at Tallahassee, Fla.; 3-Capitol City Classic at Tallahassee forfeit win by Florida State; 4-ACC Tournament at Charlotte, N.C.; 5-NCAA West Regional First and Second Rounds at Boise, Idaho; 6-NCAA West Regional Semifinal at Albuquerque, N.M.

1992-93

Record: 25-10 H: 13-2 A: 7-4 N: 5-4
ACC: 12-4/2nd Place

Postseason: NCAA Elite Eight			
Final AP Poll No. 11/USA Today No. 7			
N18	(9) * Siena College ¹	W	89-80
N20	(9) (18) * Iowa State ¹	W	109-86
N25	(7) (4) * vs Indiana ²	L	(OT)78-81
N27	(7) (21) * vs UCLA ²	L	(OT)83-86
D2	(11) (19) Massachusetts	W	67-64
D15	(10) * at Duquesne	L	84-91
D19	(10) * vs UNC Charlotte ²	W	63-59
D20	(10) * vs Temple ²	W	(OT)91-80
D22	(18) Arkansas Little Rock	W	95-64
D28	(18) Md.-Baltimore County	W	109-90
D30	(18) South Florida	W	94-73
J2	(18) Florida	L	86-89
J6	(23) (25) * at Virginia	L	76-80
J9	(23) * at Wake Forest	W	(OT)74-72
J13	* Maryland	W	105-85
J16	* NC State	W	70-54
J20	* at Clemson	W	89-71
J24	(6) * Duke	W	(OT)89-88
J27	(19) (3) * at North Carolina	L	77-82
J31	(19) (18) * Georgia Tech	W	96-77
F2	(12) * at Jacksonville	W	92-77
F6	(12) * at Connecticut	W	86-74
F8	(12) (24) * Virginia	W	99-84
F10	(10) (9) * * Wake Forest	W	111-94
F13	(10) * at Maryland	W	87-84

F17	(9) * at NC State	W	72-71
F20	(9) * Clemson	W	102-92
F24	(6) (9) * * at Duke	L	75-98
F27	(6) (3) * * North Carolina	L	76-86
M4	(11) * * at Georgia Tech	W	83-82
M12	(10) * vs Clemson ²	L	75-87
M18	(11) * vs Evansville ²	W	82-70
M20	(11) * vs Tulane ²	W	94-63
M25	(11) (25) * vs Western Kentucky ²	W	(OT)81-78
M27	(11) (2) * vs Kentucky ²	L	81-106

1-Preseason National Invitation Tournament at Tallahassee, Fla.; 2-Preseason National Invitation Tournament at New York, N.Y.; 3-Milk Classic at Orlando, Fla.; 4-ACC Tournament at Charlotte, N.C.; 5-NCAA Southeast Regional First and Second Rounds at Orlando, Fla.; 6-NCAA Southeast Regional Semifinals and Final at Charlotte, N.C.

1993-94

Record: 13-14 H: 10-4 A: 2-9 N: 1-1
ACC: 6-10/7th Place

D1	Florida Atlantic	W	110-59
D5	Bethune Cookman	W	80-70
D11	at South Florida	L	63-65
D18	vs Florida		



ALL-TIME FSU SCORES

1995-96

Record: 13-14 H: 9-6 A: 2-7 N: 2-1
ACC: 5-11/8th Place
N27.....Howard.....W.....97-81
N28.....Florida International.....W.....92-44
D2.....Jacksonville.....W.....87-80

1996-97

Record: 20-12 H: 13-3 A: 5-7 N: 2-2
ACC: 6-10/7th Place
Postseason: Postseason NIT Finals
N22.....Southwestern La.....W.....96-70
N29.....Rice.....W.....79-54
D5.....Florida Atlantic.....W.....93-56

1997-98

Record: 18-14 H: 9-5 A: 6-6 N: 3-3
ACC: 6-10/8th Place
Postseason: NCAA Second Round
N14.....at Rice.....W.....65-53
N17.....Loyola College (Md.).....W.....89-72
N19.....Utah State.....W.....66-55

F15.....* Clemson.....L.....49-78
F18.....* Georgia Tech.....L.....59-72
F21.....* Wake Forest.....L.....68-69
F28.....* Virginia.....W.....88-63

1998-99

Record: 13-17 H: 7-7 A: 3-8 N: 3-2
ACC: 5-11/7th Place
N13.....Sam Houston State.....W.....88-51
N20.....Florida.....L.....86-82
N24.....Idaho.....W.....70-57
D1.....* at Virginia.....W.....72-69

1999-00

Record: 12-17 H: 8-6 A: 3-9 N: 1-2
ACC: 6-10/6th Place
N19.....(7).....at Florida.....L.....61-96
N23.....Norfolk State.....W.....81-70
N27.....Jacksonville.....W.....83-59
N29.....(11) Temple.....L.....58-69

2000-01

Record: 9-21 H: 6-10 A: 2-8 N: 1-3
ACC: 4-12/8th Place
N17.....(11) Florida.....L.....70-85
N23.....vs Ohio State.....L.....65-90
N24.....(21) vs DePaul.....L.....74-80

J25.....* NC State.....L.....(OT)81-84
J27.....* at Georgia Tech.....L.....68-77
J31.....* Clemson.....W.....(OT)88-84
F4.....(2).....* at Duke.....L.....58-100

2001-02

Record: 12-17 H: 10-6 A: 1-10 N: 1-1
ACC: 4-12/7th Place
N16.....(6).....at Florida.....L.....47-68
N20.....Savannah State.....W.....93-41
N23.....Elon.....W.....89-59
N28.....at Northwestern.....L.....50-57

2002-03

Record: 14-15 H: 11-5 A: 1-8 N: 2-2
ACC: 4-12/9th Place
N24.....Savannah State.....W.....79-46
N27.....Mercer.....W.....83-47
D2.....Iowa.....W.....80-67
D6.....(8) Florida.....L.....57-58

2003-04

Record: 19-14 H: 15-3 A: 3-10 N: 1-1
ACC: 6-10/7th Place
Postseason: NIT Second Round
N21.....Maine.....W.....69-49
N24.....Georgetown College.....W.....81-67
N26.....Nicholls State.....W.....99-54

J11.....* NC State.....L.....53-58
J13.....* at Clemson.....L.....48-53
J18.....* at Virginia.....L.....(OT)67-76
J22.....(7).....* North Carolina.....W.....(OT)90-81
J25.....(10).....* Wake Forest.....W.....75-70

2004-05

Record: 12-19 H: 9-7 A: 3-8 N: 0-4
ACC: 4-12/10th Place
N19.....Texas Southern.....W.....71-62
N22.....Texas A&M Corpus Ch.....L.....67-70
N24.....Shawnee State.....L.....88-65
N27.....vs Kent State.....L.....59-69

2005-06

Record: 20-10 H: 14-3 A: 4-6 N: 2-1
ACC: 9-7/5th Place
Postseason: NIT Second Round
N19.....at Jacksonville.....W.....78-48
N21.....Alcorn State.....W.....85-67
N25.....(14) at Florida.....L.....66-74



ALL-TIME FSU SCORES

2006-07

Record: 22-13 H: 16-3 A: 4-9 N: 2-1
ACC: 7-9/7th Place
Postseason: NIT Quarterfinals

N12	McNeese State ¹	W	85-65
N13	Illinois State ¹	W	73-59
N14	SMU ¹	W	59-52
N19	New Orleans ¹	W	69-50
N24	(3) ... at Pittsburgh ¹	L	66-88
N28	(12) ... at Wisconsin ¹	L	66-81
D3	(4) ... Florida	W	70-66
D5	at Stetson	W	82-63
D7	at Georgia State	W	87-55
D10	SW Louisiana	W	88-62
D18	High Point	W	81-64
D21	Coastal Carolina	W	78-65
D23	Saint Peter's	W	76-63
D29	vs Providence ¹	W	92-62
J3	(23) ... *Clemson	L	66-68
J7	(2) ... *at North Carolina	L	58-84
J13	*at Georgia Tech	L	80-88
J17	(23) ... *Virginia Tech	W	82-73
J20	*Miami	W	86-67
J23	*at Boston College	L	82-85
J27	*Wake Forest	W	74-66
J30	*Maryland	W	96-79
F4	(8) ... *at Duke	W	68-67
F7	at Clemson	L	58-71
F11	*Boston College	L	67-68
F13	*Georgia Tech	L	57-63
F17	*at Virginia	L	70-73
F21	*at Maryland	L	55-73
F24	*NC State	W	78-52
M3	*at Miami	W	98-90
M8	*vs Clemson ¹	W	87-66
M9	(8) ... *vs North Carolina ¹	L	58-73
M13	Toledo ¹	W	77-61
M15	*Michigan ¹	W	87-66
M20	at Mississippi State ¹	L	71-86

1-Colonial Classic at Tallahassee, Fla.; 2-Colonial Classic at Pittsburgh, Pa.; 3-ACC/Big Ten Challenge at Madison, Wis.; 4-at Tampa, Fla.; 5 National Invitation Tournament at Tallahassee, Fla.; 6-National Invitation Tournament at Starkville, Miss.

2007-08

Record: 19-15 H: 13-5 A: 4-6 N: 2-4
ACC: 7-9/7th Place
Postseason: NIT First Round

N9	Nicholls State	W	81-58
N12	Georgia Southern	W	92-67
N16	vs UAB ¹	W	78-70
N17	vs Cleveland State ¹	L (OT)	66-69
N18	vs USF ¹	L	67-68
N20	Georgia State	W	78-48
N23	(25) ... at Florida	W	65-51
N27	Minnesota ¹	W	75-61
N30	Stetson	W	72-59
D2	Samford	W	61-45
D8	Maine	W	95-55
D15	(18) ... * at Butler ¹	L	68-79
D18	College of Charleston	W	66-61
D22	at Providence ¹	W	95-101
D30	* at Georgia Tech	W	66-64
J5	La Salle	W	81-76
J12	(18) ... * at Clemson	L (2OT)	85-97
J16	(7) ... * Duke	L	57-70
J20	* at Wake Forest	L	57-74
J23	* Virginia	W	69-67
J26	* NC State	L	66-69
J29	* at Virginia Tech	L	80-89
F3	(4) ... * North Carolina	L (OT)	73-84
F6	* at Miami	W	62-55
F14	* Wake Forest	L	70-78
F16	* at Maryland	L	72-82
F19	* Clemson	W	64-55
F23	* Boston College	W	66-63
F27	* at NC State	W	72-62
M4	(1) ... at North Carolina	L	77-90
M8	* Miami	W (OT)	75-72
M13	* vs Wake Forest ¹	W	70-60
M14	(1) ... * vs North Carolina ¹	L	70-82
M18	Akron ¹	L (OT)	80-65

1-Glen Wilkes Classic at Daytona Beach, Fla.; 2-ACC/Big Ten Challenge at Tallahassee, Fla.; 3-Wooden Tradition at Indianapolis, Ind.; 4-ACC Tournament at Charlotte, N.C.; 5-National Invitation Tournament at Tallahassee, Fla.

2008-09

Record: 25-10 H: 13-3 A: 7-5 N: 5-2
ACC: 10-6/4th
Postseason: NCAA First Round

N15	at Jacksonville	W	59-57
N18	at La Salle	W	65-61
N20	Stetson	W	79-77
N22	Coastal Carolina ¹	W	82-70
N24	Western Illinois ¹	W	67-55
N29	vs Cincinnati ¹	W	58-47
N29	vs California ¹	W	80-77
D3	at Northwestern ¹	L	59-73
D7	(23) ... Florida	W	57-55
D13	at Georgia State	W	62-57
D16	Tennessee Tech	W	69-59
D18	Charleston Southern	W	74-48
D21	(3) ... Pittsburgh	L	48-56
D28	vs. Western Kentucky ¹	W	82-69

J3	Texas A&M Corpus Ch.	W	69-48
J10	(2) ... * Duke	L	58-66
J13	* at NC State	W	78-65
J17	* Maryland	W (OT)	76-73
J21	* at Miami	L	69-75
J24	* at Virginia	W	73-62
J28	(5) ... * North Carolina	L	77-80
F5	* Georgia Tech	W	62-58
F7	* at Clemson	W	65-61
F10	(25) ... * Virginia	W	68-57
F14	(25) ... (7) ... * at Wake Forest	L	63-86
F18	* Miami	W	80-67
F21	* at Virginia Tech	W	67-65
F24	(23) ... * at Boston College	L	67-72
F28	(23) ... (12) ... * Clemson	W	73-66
M3	(24) ... (7) ... * at Duke	L	81-84
M18	(24) ... * Virginia Tech	W	63-53
M13	(22) ... vs. Georgia Tech ¹	W	64-62
M14	(22) ... (1) ... vs. North Carolina ¹	W	73-70
M16	(22) ... (7) ... vs. Duke ¹	L	69-79
M20	(16) ... vs. Wisconsin ¹	L (OT)	59-61

1 - Global Sports Classic at Tallahassee, Fla. 2 - Global Sports Classic at Las Vegas, Nev. 3 - ACC/Big Ten Challenge at Evanston, Ill. 4 - Orange Bowl Classic at Sunrise, Fla. 5 - ACC Tournament at Atlanta, Ga. 6 - NCAA Tournament First Round at Boise, Idaho.

2009-10

Record: 22-10 H: 13-3 A: 6-5 N: 3-2
ACC: 10-6/3rd
Postseason: NCAA Tournament First Round

N16	Jacksonville	W	87-61
N18	Stetson	W	80-38
N21	at Mercer	W	89-50
N24	at Florida	L	52-68
N26	vs. Iona ¹	W	64-49
N27	vs. Alabama ¹	W	60-51
N29	vs. Marquette ¹	W	57-56
D2	(21) ... (15) ... at Ohio State ¹	L	64-77
D6	(21) ... Florida International	W	82-62
D15	Georgia State	W	62-55
D17	Auburn	W	76-72
D20	(22) ... * at Georgia Tech	W (OT)	66-59
D22	Tennessee Martin	W	95-68
D31	(22) ... Alabama A&M	W	81-34
J4	(18) ... Texas A&M Corpus Ch.	W	94-54
J10	(18) ... * at Maryland	L	68-77
J12	(25) ... * NC State	L	81-88
J16	(25) ... * Virginia Tech	W	63-58
J24	(19) ... * Georgia Tech	W	68-66
J27	(8) ... * at Duke	L	56-70
J30	* at Boston College	W	61-57
F4	* Maryland	L	67-71
F6	* Miami	W	71-65
F10	* at Clemson	L	67-77
F14	* Boston College	W	62-47
F17	* at Virginia	W	69-50
F24	* at North Carolina	W	77-67
F28	* Clemson	W	50-53
M3	* Wake Forest	W	51-47
M6	* Miami	W	61-60
M12	vs. NC State ¹	L	52-58
M19	(22) ... vs. Gonzaga ¹	L	60-67

1 - Old Spice Classic at lake Buena Vista, Fla.; 2-ACC-Big 10 Challenge at Columbus, Ohio; 3 - ACC Tournament at Greensboro, N.C.; 4 - NCAA Tournament at Buffalo, N.Y.

2010-11

Record: 23-11... H: 12-3 A: 8-5 N: 3-3
ACC: 11-5/3rd
Postseason: NCAA Tournament Sweet 16

N12	North Florida	W	75-55
N14	at UNC Greensboro	W	97-73
N16	Gardner Webb	W	78-53
N18	at Florida International	W	89-66
N23	Mercer	W	79-55
N28	(16) ... Florida	L	51-55
N30	(2) ... Ohio State ¹	L	44-58
D5	Hartford	W	60-38
D12	* Clemson	W	75-69
D15	Stetson	W	97-63
D18	at Loyola Marymount	W	74-63
D22	at Hawaii ¹	W	70-62
D23	vs. Butler ¹	L	64-67
D25	(15) ... vs. Baylor ¹	W	68-61
J3	at Auburn	L	60-65
J8	* at Virginia Tech	L	59-71
J12	(1) ... * Duke	W	66-61
J15	* NC State	W	84-71
J19	* at Miami	W	55-53
J22	(22) ... * Boston College	W	67-51
J29	* at Clemson	L	44-62
F1	* Wake Forest	W	85-61
F6	* at North Carolina	L	69-89
F10	* at Georgia Tech	W	72-63
F12	* Virginia	W	63-56
F19	* at Wake Forest	W	84-66
F23	* at Maryland	L	62-78
F26	* Miami	W	65-59
M2	(13) ... * North Carolina	L	70-72
M6	* NC State	W	72-62
M11	Virginia Tech ¹	L	51-52
M18	(20) ... vs. Texas A&M ¹	W	57-50
M20	(5) ... vs. Notre Dame ¹	W	71-57

M25	vs. VCU ¹	L (OT)	71-72
-----	----------------------	--------	-------

1 - ACC/Big 10 Challenge at Tallahassee, Fla.; 2 - Diamond Head Classic at Honolulu, Haw.; 3 - ACC Tournament at Greensboro, N.C.; 4 - NCAA Tournament at Chicago, Ill.; 5 - NCAA Tournament at San Antonio, Tex.

2011-12

Record: 25-10 H: 15-2 A: 5-5 N: 5-3
ACC: 12-4/3rd
ACC Champions
Postseason: NCAA Second Round

N11	Jacksonville	W	79-67
N14	UCF	W	73-50
N26	(25) Stetson	W	79-66
N20	(25) South Alabama	W	80-39
N24	(22) vs. UMass ¹	W	73-53
N25	(22) Harvard ¹	L	41-46
N26	(22) ... vs. Connecticut ¹	L (OT)	76-78
N30	at Michigan State ¹	L	49-65
D5	Charleston Southern	W	76-51
D11	UNC Greensboro	W	76-60
D18	Loyola Marymount	W	77-61
D122	(12) ... at Florida	L	64-82
D30	Princeton	L (3OT)	73-75
J4	Auburn	W	85-56
J7	* at Clemson	L	59-79
J10	* at Virginia Tech	W	63-59
J14	(3) ... * North Carolina	W	90-57
J17	* Maryland	W	84-70
J21	(4) ... * at Duke	W	76-73
J25	(23) ... * at Wake Forest	W	75-52
F1	(21) ... (18) ... * Virginia Tech	W	68-54
F4	(21) ... (18) ... * Virginia Tech	W	58-55
F8	(15) ... * at Boston College	L	60-64
F11	(15) ... * Miami	W	58-55
F16	(20) ... * Virginia Tech	W	48-47
F18	(20) ... * at NC State	W	76-62
F23	(15) ... (4) ... * Duke	L	66-74
D6	(21) ... (15) ... * at Miami	L	62-78
M1	(22) ... (24) ... * at Virginia	W	63-60
M4	(22) ... * Clemson	W	80-72
M9	(17) ... (17) ... * vs. Miami ¹	W	82-71
M10	(17) ... (6) ... vs. Duke ¹	W	62-59
M11	(17) ... (4) ... * at North Carolina ¹	W	85-82
M16	(10) ... vs. St. Bonaventure ¹	W	66-63
M18	(10) ... v. ... S. Cincinnati ¹	L	56-62

1 - Battle4Atlantis, Paradise Island, Bahamas. 2 - ACC/Big Ten Challenge at East Lansing, Mich. 3 - ACC Tournament at Atlanta, Ga. 4 - NCAA Tournament First and Second Rounds at Nashville, Tenn.



Michael Snaer was the MVP of the 2012 ACC Tournament, helping the Seminoles to their first ACC title in school history. He ranks 8th on the FSU all-time list with 1560 points.

2012-13

Record: 18-16... H: 15-2 A: 5-5 N: 5-3
ACC: 9-9/6th
Postseason: NIT First Round

N9	(24) South Alabama ¹	L	71-76
N12	Buffalo ¹	W	95-68
N16	BYU ¹	W	88-70
N17	Saint Joseph's ¹	W	73-66
N21	North Florida	W	75-67
N27	Minnesota ¹	L	68-77
D2	Mercer	L	56-61
D5	Florida	L	47-72
D9	Maine	W	91-59
D17	Louisiana Monroe	W	63-48
D22	vs. Charlotte ¹	W	79-76
D29	Tulsa ¹	W	82-63
J2	at Auburn	L	72-78
J5	* at Clemson	W	71-66
J9	* at Maryland	W	65-62
J12	* North Carolina	L	72-77
J19	* at Virginia	L	36-56
J24	* Clemson	W	60-57
J27	(25) ... * at Miami	L	47-71
J30	* Maryland	W	73-71
F2	(5) ... * Duke	L	60-79
F5	(5) ... * at Georgia Tech	W	56-54

F9	* at Wake Forest	L	47-71
F13	(3) ... * Miami	L	68-74
F16	* Boston College	W	69-66
F19	* at NC State	L	66-84
F24	* at Virginia Tech	L	70-80
F26	* Wake Forest	W	76-62
M3	* at North Carolina	L	58-79
M7	* Virginia	W	53-51
M9	* NC State	W	71-67
M14	Clemson ¹	W	73-69
M15	North Carolina	L	62-83
M19	Louisiana Tech ¹	L	66-71

1 - Coaches vs. Cancer Classic, Tallahassee, Fla. 2 - Coaches vs. Cancer Classic, Brooklyn, N.Y. 3 - ACC/Big Ten Challenge at Tallahassee, Fla. 4 - at Time Warner Arena, Charlotte, N.C. 5 - Orange Bowl Classic at Sunrise, Fla. 6 - ACC Tournament at Greensboro, N.C. 7 - NIT First Round at Tallahassee, Fla.

2013-14

Record: 22-14... H: 15-2 A: 5-5 N: 5-3
ACC: 9-9/7th
Postseason: NIT Semifinals

N8	Jacksonville	W	91-67
N13	at UCF	W	80-68
N17	UT Martin	W	89-61
N21	(10) ... vs. VCU ¹	W	85-67
N22	(20) ... vs. Michigan ¹	W (OT)	80-82
N24	vs. Northeastern ¹	W	62-60
N29	(13) ... at Florida	L	66-67
D3	at Minnesota ²	L	61-71
D8	Jacksonville State	W	77-53
D17	Charlotte	W	106-62
D21	(20) ... vs. UMass ¹	W	60-55
D30	Charleston Southern	W	67-59
J4	Virginia	L	50-62
J9	at Clemson	W	56-41
J12	Maryland	W	85-61
J15	at Miami	W	63-53
J18	at Virginia	L	66-78
J21	Notre Dame	W	76-74
J25	(18) ... at Duke	L	56-78
J29	at NC State	L	70-74
F1	Clemson	L	49-53
F5	Virginia Tech	W	70-50
F8	at Maryland	L	71-83
F10	Miami	L	73-77
F15	at Wake Forest	W	67-60
F17	North Carolina	L	75-81
F23	at Pitt	W	71-66
M2	Georgia Tech	W	81-71
M4	at Boston College	W	74-70
M9	(7) ... Syracuse	L	58-74
M13	vs. Maryland ¹	W	67-65
M14	(6) ... vs. Virginia ¹	L	51-64
M18	Florida Gulf Coast ¹	W	58-53
M24	Georgetown ¹		



ALL-TIME 100-POINT GAMES

FSU 100-POINT GAMES

Total 100-Point Games: 131
 Most 100-Point Games In A Season: 10 (1989)
 Most Consecutive 100-Point Games: 5 (Dec. 3-Dec. 12, 1970)
 Last 100-Point Game: Florida State 106, UNC Charlotte 62
 (Dec. 17, 2013)

1954-55 (2)		
Feb. 16, 1955	110-82	at Rollins
Feb. 21, 1955	102-86	Mississippi State
1955-56 (2)		
Dec. 5, 1955	101-67	Rollins
Dec. 16, 1955	104-83	Morningside
1956-57 (2)		
Jan. 3, 1957	108-96	vs. Furman
Jan. 19, 1957	104-86	Stetson
1958-59 (1)		
Dec. 9, 1958	100-70	Spring Hill
1959-60 (2)		
Feb. 11, 1960	101-58	Rollins
Feb. 13, 1960	105-98	at Furman
1960-61 (1)		
Feb. 24, 1961	116-95	at Tampa
1961-62 (3)		
Jan. 11, 1962	110-53	Rollins
Feb. 26, 1962	123-92	at Tampa
March 2, 1962	101-69	Georgia
1963-64 (1)		
Feb. 22, 1964	101-77	Jacksonville
1965-66 (1)		
Dec. 6, 1965	121-57	Tampa
1966-67 (2)		
Jan. 30, 1967	109-72	Tampa
Feb. 11, 1967	100-90	Tulane
1967-68 (9)		
Dec. 9, 1967	104-89	Samford
Dec. 16, 1967	130-100	vs. Louisiana State
Dec. 20, 1967	114-91	Richmond
Jan. 6, 1968	111-81	Stetson
Jan. 12, 1968	122-93	Miami (Fla.)
Jan. 26, 1968	109-71	Hofstra
Feb. 3, 1968	110-100	East Carolina
Feb. 10, 1968	104-82	Florida Southern
Feb. 16, 1968	106-65	at Jacksonville
1968-69 (3)		
Dec. 2, 1968	120-75	Valdosta State
Dec. 6, 1968	111-84	vs. Miami (Fla.)
Dec. 30, 1968	104-52	New Hampshire
1969-70 (7)		
Dec. 4, 1969	100-84	Oregon
Dec. 8, 1969	107-86	at Rollins
Jan. 2, 1970	121-83	at Pepperdine
Jan. 9, 1970	104-63	Miami (Fla.)
Jan. 22, 1970	122-80	Clemson
Feb. 14, 1970	112-77	Tulane
Feb. 28, 1970	112-96	at Miami (Fla.)
1970-71 (9)		
Dec. 3, 1970	106-70	Biscayne College
Dec. 5, 1970	125-65	South Dakota
Dec. 7, 1970	117-84	vs. Southern Mississippi
Dec. 8, 1970	108-114	at Jacksonville
Dec. 12, 1970	111-63	Valdosta State
Jan. 2, 1971	101-82	Pepperdine
Jan. 8, 1971	114-106	Miami (Fla.)
Jan. 16, 1971	122-79	Samford
Feb. 11, 1971	113-81	Georgia Southern
1971-72 (6)		
Dec. 1, 1971	112-69	Oglethorpe
Dec. 11, 1971	134-65	Valdosta State
Jan. 8, 1972	106-63	East Tennessee State
Jan. 19, 1972	105-72	South Alabama
Jan. 31, 1972	109-83	Pan American
Feb. 19, 1972	108-50	Georgia Tech
1972-73 (2)		
Dec. 1, 1972	109-97	Georgia Southern
March 3, 1973	112-94	Mercer

1973-74 (4)		
Dec. 3, 1973	109-71	Biscayne College
Dec. 21, 1973	107-87	Western Kentucky
Feb. 9, 1974	118-84	South Florida
Feb. 23, 1974	105-63	South Alabama
1974-75 (6)		
Jan. 4, 1975	107-75	Eastern Kentucky
Jan. 7, 1975	104-82	Wisconsin-Milwaukee
Jan. 18, 1975	107-71	Hofstra
Feb. 1, 1975	111-70	Chattanooga
Feb. 9, 1975	101-71	vs. Georgia Southern
Feb. 22, 1975	104-71	Georgia Southern
1975-76 (6)		
Dec. 13, 1975	109-52	Palm Beach Atlantic
Jan. 14, 1976	107-54	Baptist College
Jan. 17, 1976	100-79	Memphis State
Jan. 24, 1976	110-70	SW Louisiana
Feb. 12, 1976	109-81	Illinois State
Feb. 24, 1976	106-61	Valdosta State
1976-77 (4)		
Nov. 30, 1976	109-90	Missouri Western
Jan. 22, 1977	115-86	South Alabama
Feb. 5, 1977	139-72	Baptist College
Feb. 26, 1977	103-72	South Florida
1977-78 (3)		
Dec. 1, 1977	110-82	Troy State
Dec. 16, 1977	100-77	vs. Texas A&M
Jan. 14, 1978	103-85	Tulane
1978-79 (3)		
Nov. 27, 1978	116-71	Eckerd
Dec. 18, 1978	106-75	Florida Southern
March 1, 1979	101-92	vs. Tulane
1979-80 (3)		
Nov. 30, 1979	101-63	Florida A&M
Dec. 20, 1979	112-91	Minnesota
Jan. 2, 1980	108-97	Tulane
1981-82 (1)		
Jan. 25, 1982	101-74	St. Leo
1985-86 (2)		
Dec. 14, 1985	122-83	Florida Institute of Technology
Jan. 9, 1986	113-75	California (Pa.)
1986-87 (5)		
Dec. 16, 1986	101-76	at Western Carolina
Feb. 23, 1987	107-78	Virginia Tech
Feb. 26, 1987	108-84	Miami (Fla.)
Feb. 28, 1987	117-102	Southern Mississippi
Mar. 12, 1987	107-92	vs. Rhode Island
1987-88 (4)		
Dec. 2, 1987	121-75	Florida International
Dec. 29, 1987	101-67	Central Florida
Feb. 6, 1988	101-68	Cincinnati
Feb. 24, 1988	108-90	Alabama State
1988-89 (10)		
Nov. 25, 1988	133-79	Central Florida
Nov. 27, 1988	100-75	Florida International
Dec. 3, 1988	104-86	Florida
Dec. 20, 1988	113-81	South Florida
Jan. 4, 1989	113-67	Rider
Jan. 7, 1989	104-79	Southern Mississippi
Jan. 15, 1989	101-90	Tennessee
Jan. 18, 1989	112-105	at Arkansas (OT)
Jan. 28, 1989	100-97	at Virginia Tech
Feb. 23, 1989	100-101	at La Salle
1989-90 (3)		
Dec. 19, 1989	100-62	Samford
Jan. 6, 1990	113-82	Southern Mississippi
Jan. 8, 1990	104-99	Jacksonville (2 OT)
1990-91 (1)		
Feb. 13, 1991	113-88	Alabama State
1991-92 (4)		
Nov. 26, 1991	100-91	Jacksonville
Jan. 2, 1992	107-54	UNC Asheville
Feb. 8, 1992	102-90	Clemson
Feb. 27, 1992	110-96	North Carolina

1992-93 (5)		
Nov. 20, 1992	109-86	Iowa State
Dec. 28, 1992	109-80	Maryland-Baltimore County
Jan. 13, 1993	105-85	Maryland
Feb. 10, 1993	111-94	Wake Forest
Feb. 20, 1993	102-92	Clemson
1993-94 (4)		
Dec. 1, 1993	110-59	Florida Atlantic
Dec. 22, 1993	108-81	Mount Saint Mary's
Jan. 2, 1994	105-87	Lafayette
Feb. 6, 1994	100-64	Virginia
1994-95 (3)		
Dec. 3, 1994	101-63	Florida Atlantic
Dec. 22, 1994	100-75	S.E. Missouri State
Jan. 15, 1995	107-79	NC State
1995-96 (1)		
Feb. 10, 1996	100-78	Maryland
1996-97 (2)		
Dec. 14, 1996	108-84	Jacksonville
Dec. 17, 1996	100-62	Tennessee State
1998-99 (1)		
Feb. 11, 1999	108-111	Georgia Tech (2 OT)
2004-05 (1)		
Dec. 21, 2004	101-57	Jacksonville
2005-06 (1)		
Dec. 22, 2005	108-75	Campbell
2013-14 (1)		
Dec. 17, 2013	106-62	Charlotte

OPPONENTS' 100-POINT GAMES

Total 100-Point Games: 42
 Most 100-Point Games In A Season: 3 (1970, 85, 86)
 Most Consecutive 100-Point Games: 2 (Feb. 13-Feb. 16, 1974)
 Last 100-Point Game: Providence 101, Florida State 95
 (Dec. 22, 2007)

1954-55 (2)		
Feb. 19, 1955	95-101	at Loyola (New Orleans)
March 9, 1955	88-110	vs. Beloit
1957-58 (2)		
Jan. 30, 1958	51-103	at West Virginia
Feb. 1, 1958	68-107	at Marshall
1958-59 (1)		
Jan. 31, 1959	75-103	at Oklahoma City
1959-60 (2)		
Feb. 15, 1960	60-100	at The Citadel
Feb. 27, 1960	89-107	at Miami (Fla.)
1963-64 (1)		
Dec. 11, 1963	81-102	at Rice
1965-66 (2)		
Dec. 16, 1965	80-115	at North Carolina
Feb. 28, 1966	90-112	at Miami (Fla.)
1966-67 (2)		
Feb. 25, 1967	84-102	at Georgia Tech
March 1, 1967	90-110	at Miami (Fla.)
1967-68 (2)		
Dec. 16, 1967	130-100	vs. LSU
Feb. 3, 1968	110-100	vs. East Carolina
1968-69 (1)		
Feb. 8, 1969	82-100	at North Carolina
1970-71 (3)		
Dec. 8, 1970	108-114	at Jacksonville
Jan. 8, 1971	114-106	vs. Miami
Feb. 27, 1971	94-100	at Miami (Fla.)
1973-74 (2)		
Feb. 13, 1974	89-113	at Jacksonville
Feb. 16, 1974	85-104	vs. North Carolina
1976-77 (1)		
Nov. 27, 1976	92-108	vs. Clemson
1983-84 (1)		
Dec. 20, 1983	89-102	at Pittsburgh
1985-86 (3)		
Dec. 16, 1985	89-100	at Alabama
Dec. 31, 1985	64-109	at North Carolina
Feb. 8, 1986	96-102	at Southern Miss
Dec. 13, 1986	93-109	at Oklahoma,



FSU IN THE NATIONAL POLLS

OPPONENTS' 100-POINT GAMES

1986-87 (3)

Feb. 28, 1987 117-102 vs. So. Miss.,
Mar. 16, 1987 92-109 vs. Vanderbilt

1987-88 (1)

Mar. 18, 1988 98-102 vs. Iowa

1988-89 (2)

Jan. 18, 1989 112-105 at Arkansas (OT)
Feb. 23, 1989 100-102 at La Salle

1989-90 (1)

Jan. 18, 1990 97-101 at Miami (Fla.) (2 OT)

1990-91 (2)

Dec. 22, 1990 69-101 at UNLV
Jan. 21, 1991 92-109 Arkansas

1992-93 (1)

Mar. 27, 1993 81-106 vs. Kentucky

1993-94 (1)

Jan. 22, 1994 79-106 at Duke

1994-95 (1)

Jan. 25, 1995 70-100 at North Carolina

1997-98 (1)

Jan. 24, 1998 55-103 North Carolina

1998-99 (2)

Jan. 27, 1999 87-107 at Maryland
Feb. 11, 1999 108-111 vs. Georgia Tech (2 OT)

1999-00 (1)

Feb. 16, 2000 68-101 at Duke

2000-01 (1)

Feb. 4, 2001 58-100 at Duke

2007-08 (1)

Dec. 22, 2007 95-101 at Providence

FLORIDA STATE IN THE ASSOCIATED PRESS POLL

<p>1969-70 Jan. 27 18th Feb. 3 12th Feb. 10 9th Feb. 17 8th Feb. 24 10th March 3 11th March 10 11th</p> <p>1970-71 Dec. 15 17th</p> <p>1971-72 Dec. 7 18th Dec. 14 9th Dec. 21 14th Jan. 4 20th Jan. 11 12th Jan. 18 11th Jan. 25 10th Feb. 1 12th Feb. 8 14th Feb. 15 14th Feb. 22 11th Feb. 29 10th March 7 14th March 14 10th</p> <p>1972-73 Preseason 2nd Dec. 5 2nd Dec. 12 2nd Dec. 19 7th Dec. 26 12th Jan. 2 19th Jan. 9 18th Jan. 16 19th</p>	<p>1975-76 March 2 18th</p> <p>1977-78 Dec. 27 18th Jan. 24 17th Jan. 31 15th Feb. 7 16th Feb. 14 14th Feb. 21 12th Feb. 28 11th March 6 13th March 13 15th</p> <p>1988-89 Preseason 16th Nov. 22 17th Nov. 29 14th Dec. 6 13th Dec. 13 12th Dec. 20 11th Dec. 27 10th Jan. 3 15th Jan. 10 14th Jan. 17 14th Jan. 24 11th Jan. 31 8th Feb. 7 12th Feb. 14 7th Feb. 21 12th Feb. 28 16th March 7 14th March 14 16th</p> <p>1991-92 Jan. 27 23rd Feb. 3 23rd</p>	<p>Feb. 10 23rd Feb. 17 16th Feb. 24 22nd March 2 19th March 9 18th March 16 20th</p> <p>1992-93 Preseason 9th Nov. 23 7th Nov. 30 11th Dec. 7 10th Dec. 14 10th Dec. 21 18th Dec. 28 18th Jan. 4 23rd Jan. 25 19th Feb. 1 12th Feb. 8 10th Feb. 15 9th Feb. 22 6th March 1 11th March 8 10th March 15 11th</p> <p>1993-94 Preseason 25th</p> <p>1997-98 Dec. 1 19th Dec. 8 16th Dec. 15 17th Dec. 22 17th Dec. 29 15th Jan. 5 13th Jan. 11 17th Jan. 18 20th</p>	<p>2003-04 Dec. 29 25th</p> <p>2008-09 Feb. 9 25th Feb. 23 23rd March 2 24th March 9 22nd March 16 16th</p> <p>2009-10 Nov. 30 21st Dec. 28 22nd Jan. 4 18th Jan. 11 25th</p> <p>2010-11 Jan. 24 22nd</p> <p>2011-12 Nov. 14 25th Nov. 21 22nd Jan. 23 23rd Jan. 30 21st Feb. 6 15th Feb. 13 20th Feb. 20 15th Feb. 27 22nd March 5 17th March 12 10th (Final)</p> <p>2012-13 Preseason 24</p>
--	--	--	--

FLORIDA STATE IN THE ESPN/USA TODAY POLL

<p>1991-92 (First Year of Coaches' Poll) Feb. 3 23rd Feb. 10 21st Feb. 17 16th Feb. 24 21st March 9 13th March 16 17th April 8 14th</p> <p>1992-93 Nov. 30 10th Dec. 7 8th Dec. 14 9th Dec. 21 18th Dec. 28 16th Jan. 4 23rd Jan. 11 21st Jan. 18 22nd Jan. 25 20th Feb. 1 15th Feb. 8 12th Feb. 15 9th Feb. 22 7th March 1 11th March 8 11th</p>	<p>March 15 11th April 7 7th</p> <p>1993-94 Nov. 22 24th Nov. 29 24th</p> <p>1997-98 Nov. 24 25th Dec. 1 18th Dec. 8 15th Dec. 15 17th Dec. 22 18th Dec. 29 15th Jan. 5 13th Jan. 12 16th Jan. 19 20th Jan. 26 23rd</p> <p>2003-04 Dec. 29 25th</p> <p>2008-09 Feb. 9 25th Feb. 23 25th March 9 22nd</p>	<p>March 6 16th March 23 (Final) 22nd</p> <p>2009-10 Dec. 28 25th Jan. 4 19th Jan. 11 25th</p> <p>2010-11 April 5 19th</p> <p>2011-12 Nov. 14 24th Nov. 21 20th Jan. 30 24th Feb. 6 17th Feb. 13 21st Feb. 20 16th Feb. 27 22nd March 5 17th March 11 12th April 4 15th (Final)</p> <p>2012-13 Preseason 25</p>
---	--	---



Ham Werneke, one of the first all-time great players in school history, has been ranked among the Seminoles' all-time scoring leaders for more than 50 years. He is ranked 15th in career scoring in Seminole history with 1,404 points despite playing from 1951-55.



ALL-TIME GAMES VS OPPONENTS IN THE AP POLL

1957-58

Date	Ranking	Opponent	Site	W/L	Score
Jan. 13, 1958	No. 18	Memphis State	Memphis, TN	L	56-59
Jan. 30, 1958	No. 1	West Virginia	Morgantown, WV	L	51-103

1958-59

Date	Ranking	Opponent	Site	W/L	Score
Dec. 1, 1958	No. 2	Kentucky	Lexington, KY	L	68-91
Dec. 17, 1958	No. 13	Auburn	Auburn, AL	L	74-95
Dec. 29, 1958	No. 8	Auburn	Tallahassee, FL	L	62-69
Jan. 13, 1959	No. 18	Memphis State	Tallahassee, FL	L	72-75
Jan. 31, 1959	No. 14	Oklahoma City	Oklahoma City, OK	L	75-103
Feb. 16, 1959	No. 18	Oklahoma City	Tallahassee, FL	L	84-98

1959-60

Date	Ranking	Opponent	Site	W/L	Score
Jan. 16, 1960	No. 15	Miami	Tallahassee, FL	L	91-93
Feb. 27, 1960	No. 9	Miami	Miami, FL	L	89-107

1960-61

Date	Ranking	Opponent	Site	W/L	Score
Dec. 3, 1960	No. 20	Kentucky	Lexington, KY	W	63-58
Dec. 10, 1960	No. 11	Auburn	Auburn, AL	L	57-74

1961-62

Date	Ranking	Opponent	Site	W/L	Score
Dec. 2, 1961	No. 1	Ohio State	Columbus, OH	L	57-72

1966-67

Date	Ranking	Opponent	Site	W/L	Score
Dec. 20, 1966	No. 3	North Carolina	Chapel Hill, NC	L	54-81

1967-68

Date	Ranking	Opponent	Site	W/L	Score
Feb. 1, 1968	No. 3	North Carolina	Chapel Hill, NC	L	80-86

1968-69

Date	Ranking	Opponent	Site	W/L	Score
Dec. 16, 1968	No. 19	Louisville	Louisville, KY	L	78-79
Dec. 27, 1968	No. 16	Ohio State	Tallahassee, FL	L	86-93
Jan. 28, 1969	No. 19	South Carolina	Tallahassee, FL	W	87-76
Feb. 8, 1969	No. 2	North Carolina	Chapel Hill, NC	L	82-100
Feb. 15, 1969	No. 17	Dayton	Tallahassee, FL	W	79-71

1969-70

Date	Ranking	Opponent	Site	W/L	Score
Dec. 13, 1969	No. 5	North Carolina	Chapel Hill, NC	L	75-86
Dec. 22, 1969	No. 14	Louisville	Tallahassee, FL	W	79-69
Jan. 3, 1970	No. 19	Southern Cal	Los Angeles, CA	L	68-71
Jan. 27, 1970	No. 6	Jacksonville	Jacksonville, FL	W	89-83
Feb. 18, 1970	No. 6	Jacksonville	Tallahassee, FL	L	81-85

1970-71

Date	Ranking	Opponent	Site	W/L	Score
Dec. 8, 1970	No. 3	Jacksonville	Jacksonville, FL	L	108-114
Dec. 18, 1970	No. 8	Southern Cal	El Paso, TX	L	85-94
Jan. 27, 1971	No. 6	Jacksonville	Tallahassee, FL	L	65-83
Feb. 15, 1971	No. 6	Jacksonville	Jacksonville, FL	L	79-90
Feb. 22, 1971	No. 8	North Carolina	Chapel Hill, NC	L	61-70

1971-72

Date	Ranking	Opponent	Site	W/L	Score
Dec. 7, 1971	No. 6	Jacksonville	Tallahassee, FL	W	90-83
Mar. 16, 1972	No. 11	Minnesota	Dayton, OH	W	70-56
Mar. 18, 1972	No. 18	Kentucky	Dayton, OH	W	73-54
Mar. 24, 1972	No. 2	North Carolina	Los Angeles, CA	W	79-75
Mar. 26, 1972	No. 1	UCLA	Los Angeles, CA	L	76-81

1972-73

Date	Ranking	Opponent	Site	W/L	Score
Dec. 28, 1972	No. 13	Brigham Young	Oklahoma City, OK	L	77-80
Jan. 20, 1973	No. 15	Jacksonville	Tallahassee, FL	L	66-70
Feb. 14, 1973	No. 13	Jacksonville	Jacksonville, FL	W	83-74
Feb. 17, 1973	No. 6	North Carolina	New York, NY	L	79-91

1973-74

Date	Ranking	Opponent	Site	W/L	Score
Dec. 15, 1973	No. 9	Louisville	Louisville, KY	L	78-90
Dec. 18, 1973	No. 19	Memphis State	Tallahassee, FL	W	88-80
Feb. 1, 1974	No. 17	New Mexico	Tallahassee, FL	W	90-71
Feb. 16, 1974	No. 4	North Carolina	Greensboro, NC	L	85-104

1974-75

Date	Ranking	Opponent	Site	W/L	Score
Dec. 9, 1974	No. 16	Memphis State	Memphis, TN	L	69-70
Dec. 14, 1974	No. 4	Louisville	Tallahassee, FL	L	75-84
Dec. 26, 1974	No. 15	Purdue	Louisville, KY	W	69-66
Dec. 27, 1974	No. 4	Louisville	Louisville, KY	L	61-79

1975-76

Date	Ranking	Opponent	Site	W/L	Score
Dec. 8, 1975	No. 1	Indiana	Bloomington, IN	L	59-83
Dec. 20, 1975	No. 8	Alabama	St. Petersburg, FL	L	72-76
Dec. 26, 1975	No. 13	Washington	Portland, OR	L	54-69

1976-77

Date	Ranking	Opponent	Site	W/L	Score
Dec. 18, 1976	No. 5	San Francisco	San Francisco, CA	L	87-93
Jan. 3, 1977	No. 14	Louisville	Louisville, KY	L	(OT) 75-78
Jan. 15, 1977	No. 18	Memphis State	Memphis, TN	L	75-81
Feb. 3, 1977	No. 3	Kentucky	Lexington, KY	L	57-97

1977-78

Date	Ranking	Opponent	Site	W/L	Score
Dec. 27, 1977	No. 11	Cincinnati	Cincinnati, OH	L	75-77
Jan. 22, 1978	No. 9	Louisville	Louisville, KY	W	70-66
Feb. 17, 1978	No. 9	Louisville	Tallahassee, FL	W	81-70
Mar. 4, 1978	No. 20	Louisville	Cincinnati, OH	L	93-94
Mar. 11, 1978	No. 1	Kentucky	Lexington, KY	L	76-85

1978-79

Date	Ranking	Opponent	Site	W/L	Score
Jan. 20, 1979	No. 7	Louisville	Tallahassee, FL	L	65-67
Feb. 1, 1979	No. 6	Louisville	Louisville, KY	L	71-84

1979-80

Date	Ranking	Opponent	Site	W/L	Score
Jan. 27, 1980	No. 7	Louisville	Louisville, KY	L	73-79
Feb. 24, 1980	No. 2	Louisville	Tallahassee, FL	L	75-83
Mar. 1, 1980	No. 4	Louisville	Louisville, KY	L	72-81
Mar. 9, 1980	No. 4	Kentucky	Lexington, KY	L	78-97

1981-82

Date	Ranking	Opponent	Site	W/L	Score
Jan. 4, 1982	No. 14	Louisville	Louisville, KY	L	57-79

1982-83

Date	Ranking	Opponent	Site	W/L	Score
Dec. 30, 1982	No. 19	Tulsa	San Diego, CA	W	96-80
Jan. 8, 1983	No. 13	Louisville	Tallahassee, FL	L	69-96
Feb. 7, 1983	No. 12	Louisville	Louisville, KY	L	63-89
Feb. 26, 1983	No. 14	Memphis State	Tallahassee, FL	W	74-72
Mar. 3, 1983	No. 17	Memphis State	Memphis, TN	L	67-94
Mar. 11, 1983	No. 17	Memphis State	Cincinnati, OH	L	74-84

1983-84

Date	Ranking	Opponent	Site	W/L	Score
Jan. 25, 1984	No. 14	Louisville	Louisville, KY	L	71-95
Feb. 6, 1984	No. 17	Louisville	Tallahassee, FL	W	75-60
Feb. 11, 1984	No. 9	Memphis State	Tallahassee, FL	L	69-73
Feb. 15, 1984	No. 8	Memphis State	Memphis, TN	L	67-75
Mar. 9, 1984	No. 17	Memphis State	Memphis, TN	L	63-65

1984-85

Date	Ranking	Opponent	Site	W/L	Score
Jan. 5, 1985	No. 9	North Carolina	Miami, FL	L	69-78
Jan. 23, 1985	No. 9	Memphis State	Tallahassee, FL	L	69-74
Feb. 16, 1985	No. 4	Memphis State	Memphis, TN	L	68-70
Mar. 9, 1985	No. 4	Memphis State	Louisville, TN	L	86-90



ALL-TIME GAMES VS OPPONENTS IN THE AP POLL

1985-86

Date	Ranking	Opponent	Site	W/L	Score
Dec. 31, 1985	No. 1	North Carolina	Charlotte, NC	L	64-109
Jan. 15, 1986	No. 18	Louisville	Tallahassee, FL	L	64-85
Jan. 25, 1986	No. 25	Virginia Tech	Blacksburg, VA	L	73-86
Feb. 10, 1986	No. 3	Memphis State	Memphis, TN	L	73-99
Feb. 19, 1986	No. 10	Louisville	Louisville, KY	L	67-89
Feb. 22, 1986	No. 4	Memphis State	Tallahassee, FL	W	82-80
Feb. 24, 1986	No. 24	Virginia Tech	Tallahassee, FL	L	84-92
Mar. 8, 1986	No. 10	Memphis State	Louisville, KY	L	71-73

1986-87

Date	Ranking	Opponent	Site	W/L	Score
Dec. 6, 1986	No. 8	Alabama	Tallahassee, FL	W	72-71
Dec. 13, 1986	No. 9	Oklahoma	Norman, OK	L	92-109

1987-88

Date	Ranking	Opponent	Site	W/L	Score
Dec. 10, 1987	No. 16	Oklahoma	Tallahassee, FL	L	87-89
Dec. 12, 1987	No. 12	Florida	Gainesville, FL	L	48-71
Dec. 28, 1987	No. 3	Pittsburgh	Orlando, FL	L	71-72
Mar. 18, 1988	No. 17	Iowa	Los Angeles, CA	L	98-102

1988-89

Date	Ranking	Opponent	Site	W/L	Score
Dec. 3, 1988	No. 19	Florida	Tallahassee, FL	W	104-86
Dec. 29, 1988	No. 17	Villanova	Orlando, FL	L	67-68
Jan. 15, 1989	No. 17	Tennessee	Tallahassee, FL	W	101-90
Feb. 6, 1989	No. 7	Louisville	Louisville, KY	W	81-78
Feb. 16, 1989	No. 10	Louisville	Tallahassee, FL	L	(OT) 77-78
Feb. 23, 1989	No. 14	La Salle	Philadelphia, PA	L	100-101
Mar. 12, 1989	No. 16	Louisville	Columbia, SC	L	80-87

1989-90

Date	Ranking	Opponent	Site	W/L	Score
Dec. 1, 1989	No. 24	Florida	Tallahassee, FL	L	69-82
Dec. 27, 1989	No. 19	NC State	New York, NY	L	72-90
Jan. 14, 1990	No. 11	Louisville	Tallahassee, FL	L	66-73
Feb. 3, 1990	No. 7	Syracuse	Orlando, FL	L	69-90
Feb. 6, 1990	No. 15	Louisville	Louisville, KY	L	50-69

1990-91

Date	Ranking	Opponent	Site	W/L	Score
Dec. 22, 1990	No. 1	UNLV	Las Vegas, NV	L	69-101
Jan. 19, 1991	No. 22	South Carolina	Columbia, SC	W	(OT) 81-80
Jan. 21, 1991	No. 2	Arkansas	Tallahassee, FL	L	92-109
Feb. 18, 1991	No. 7	Syracuse	Syracuse, NY	L	79-88
Mar. 16, 1991	No. 3	Indiana	Louisville, KY	L	60-82

1991-92

Date	Ranking	Opponent	Site	W/L	Score
Dec. 15, 1991	No. 5	North Carolina	Chapel Hill, NC	W	86-74
Jan. 6, 1992	No. 1	Duke	Durham, NC	L	70-86
Jan. 11, 1992	No. 19	Wake Forest	Winston-Salem, NC	W	88-85
Jan. 23, 1992	No. 18	Georgia Tech	Atlanta, GA	W	83-79
Jan. 30, 1992	No. 1	Duke	Tallahassee, FL	L	62-75
Feb. 27, 1992	No. 10	North Carolina	Tallahassee, FL	W	110-96
Mar. 14, 1992	No. 20	North Carolina	Charlotte, NC	L	76-80
Mar. 26, 1992	No. 4	Indiana	Albuquerque, NM	L	74-85

1992-93

Date	Ranking	Opponent	Site	W/L	Score
Nov. 20, 1992	No. 19	Iowa State	Tallahassee, FL	W	109-86
Nov. 25, 1992	No. 4	Indiana	New York, NY	L	(OT) 78-81
Nov. 27, 1992	No. 21	UCLA	New York, NY	L	(OT) 83-86
Dec. 2, 1992	No. 19	Massachusetts	Tallahassee, FL	W	67-64
Jan. 6, 1993	No. 25	Virginia	Charlottesville, VA	L	76-80
Jan. 24, 1993	No. 6	Duke	Tallahassee, FL	W	(OT) 89-88
Jan. 27, 1993	No. 3	North Carolina	Chapel Hill, NC	L	77-82
Jan. 31, 1993	No. 18	Georgia Tech	Tallahassee, FL	W	96-77
Feb. 8, 1993	No. 24	Virginia	Tallahassee, FL	W	99-84
Feb. 10, 1993	No. 9	Wake Forest	Tallahassee, FL	W	111-94
Feb. 24, 1993	No. 9	Duke	Durham, NC	L	75-98


Feb. 27, 1993	No. 3	North Carolina	Tallahassee, FL	L	76-86
Mar. 25, 1993	No. 25	W. Kentucky	Charlotte, NC	W	(OT) 81-78
Mar. 27, 1993	No. 2	Kentucky	Charlotte, NC	L	81-106

1993-94

Date	Ranking	Opponent	Site	W/L	Score
Jan. 22, 1994	No. 5	Duke	Durham, NC	L	79-106
Jan. 26, 1994	No. 4	North Carolina	Tallahassee, FL	L	77-90
Jan. 29, 1994	No. 21	Georgia Tech	Atlanta, GA	W	74-73
Feb. 3, 1994	No. 11	Massachusetts	Amherst, MA	L	58-62
Feb. 21, 1994	No. 16	Florida	Gainesville, FL	L	61-72
Feb. 23, 1994	No. 2	Duke	Tallahassee, FL	L	72-84
Feb. 26, 1994	No. 4	North Carolina	Chapel Hill, NC	L	75-78
Mar. 11, 1994	No. 11	North Carolina	Charlotte, NC	L	69-83

1994-95

Date	Ranking	Opponent	Site	W/L	Score
Dec. 6, 1994	No. 8	Arizona	Tucson, AZ	L	78-96
Dec. 17, 1994	No. 8	Florida	Orlando, FL	L	(2OT) 65-71
Jan. 7, 1995	No. 18	Wake Forest	Winston-Salem, NC	L	64-72
Jan. 10, 1995	No. 9	Maryland	Tallahassee, FL	L	57-70
Jan. 25, 1995	No. 3	North Carolina	Chapel Hill, NC	L	70-100
Jan. 29, 1995	No. 21	Georgia Tech	Tallahassee, FL	L	67-80
Feb. 4, 1995	No. 15	Virginia	Charlottesville, VA	L	(OT) 63-76
Feb. 8, 1995	No. 11	Wake Forest	Tallahassee, FL	W	69-67
Feb. 11, 1995	No. 8	Maryland	College Park, MD	L	65-80
Feb. 25, 1995	No. 3	North Carolina	Tallahassee, FL	L	78-80
Mar. 10, 1995	No. 10	Maryland	Charlotte, NC	L	64-71



Gary Schull, who is one of only four players who averaged in double figures in rebounding for his entire career, was also a prolific scorer. He is ranked seventh in school history with 781 rebounds and a 10.1 rebounds per game average and is ranked 28th in school history with 1,142 points and a 15.0 points per game scoring average.



ALL-TIME GAMES VS OPPONENTS IN THE AP POLL

1995-96

Date	Ranking	Opponent	Site	W/L	Score
Dec. 12, 1995	No. 8	Connecticut	Tallahassee, FL	L	61-79
Jan. 6, 1996	No. 12	Wake Forest	Tallahassee, FL	L	(OT) 73-75
Jan. 17, 1996	No. 19	Clemson	Tallahassee, FL	W	75-62
Jan. 24, 1996	No. 11	North Carolina	Tallahassee, FL	L	71-82
Feb. 7, 1996	No. 9	Wake Forest	Winston-Salem, NC	L	67-81
Feb. 24, 1996	No. 17	North Carolina	Chapel Hill, NC	W	84-80
Feb. 28, 1996	No. 18	Georgia Tech	Tallahassee, FL	L	68-83

1996-97

Date	Ranking	Opponent	Site	W/L	Score
Dec. 5, 1996	No. 10	Duke	Durham, NC	L	(OT) 66-72
Jan. 11, 1997	No. 5	Clemson	Tallahassee, FL	L	70-76
Jan. 22, 1997	No. 19	North Carolina	Tallahassee, FL	W	84-71
Jan. 25, 1997	No. 4	Wake Forest	Winston-Salem, NC	L	58-61
Jan. 29, 1997	No. 5	Maryland	Tallahassee, FL	W	74-70
Feb. 6, 1997	No. 20	North Carolina	Chapel Hill, NC	L	62-90
Feb. 13, 1997	No. 10	Maryland	College Park, MD	L	57-73
Feb. 15, 1997	No. 6	Duke	Tallahassee, FL	L	79-89
Feb. 23, 1997	No. 8	Clemson	Clemson, SC	W	67-65
Mar. 1, 1997	No. 5	Wake Forest	Tallahassee, FL	W	59-55
Mar. 7, 1997	No. 8	Wake Forest	Greensboro, NC	L	65-66



Sam Cassell, who won three NBA championships (two with Houston and one with Boston), started all 35 games in leading the Seminoles to the Elite Eight of the NCAA Tournament during the 1993 season.

1997-98

Date	Ranking	Opponent	Site	W/L	Score
Nov. 26, 1997	No. 11	Connecticut	New York, NY	W	67-60
Nov. 28, 1997	No. 2	Kansas	New York, NY	L	58-73
Dec. 20, 1997	No. 1	North Carolina	Tallahassee, FL	L	73-81
Dec. 23, 1997	No. 5	Arizona	Tallahassee, FL	W	84-79
Jan. 10, 1998	No. 2	Duke	Tallahassee, FL	L	63-75
Jan. 24, 1998	No. 2	North Carolina	Chapel Hill, NC	L	55-103
Feb. 7, 1998	No. 23	Maryland	Tallahassee, FL	L	62-68
Feb. 10, 1998	No. 2	Duke	Durham, NC	L	72-86
Mar. 13, 1998	No. 15	Texas Christian	Oklahoma City, OK	W	96-87

1998-99

Date	Ranking	Opponent	Site	W/L	Score
Jan. 6, 1999	No. 11	North Carolina	Tallahassee, FL	L	54-72
Jan. 12, 1999	No. 25	Clemson	Tallahassee, FL	W	70-64
Jan. 16, 1999	No. 2	Duke	Durham, NC	L	73-98
Jan. 27, 1999	No. 4	Maryland	College Park, MD	L	87-107
Feb. 7, 1999	No. 12	North Carolina	Chapel Hill, NC	L	64-98
Feb. 17, 1999	No. 1	Duke	Tallahassee, FL	L	59-85
Feb. 27, 1999	No. 5	Maryland	Tallahassee, FL	L	75-84
Mar. 5, 1999	No. 5	Maryland	Charlotte, NC	L	69-93

1999-00

Date	Ranking	Opponent	Site	W/L	Score
Nov. 19, 1999	No. 7	Florida	Gainesville, FL	L	61-96
Nov. 29, 1999	No. 11	Temple	Tallahassee, FL	L	58-69
Dec. 5, 1999	No. 7	Auburn	Auburn, AL	L	54-55
Jan. 16, 2000	No. 6	Duke	Tallahassee, FL	L	54-85
Jan. 22, 2000	No. 21	North Carolina	Chapel Hill, NC	W	76-71
Jan. 29, 2000	No. 22	Maryland	Tallahassee, FL	L	63-82
Feb. 16, 2000	No. 3	Duke	Durham, NC	L	68-101
Mar. 1, 2000	No. 17	Maryland	College Park, MD	L	70-85
Mar. 10, 2000	No. 20	Maryland	Charlotte, NC	L	61-82

2000-01

Date	Ranking	Opponent	Site	W/L	Score
Nov. 17, 2000	No. 11	Florida	Tallahassee, FL	L	70-85
Nov. 24, 2000	No. 21	DePaul	Anchorage, AK	L	74-80
Jan. 4, 2001	No. 3	Duke	Tallahassee, FL	L	72-99
Jan. 9, 2001	No. 6	Wake Forest	Winston-Salem, NC	L	53-76
Jan. 14, 2001	No. 14	Maryland	Tallahassee, FL	L	55-76
Jan. 16, 2001	No. 13	Virginia	Charlottesville, VA	L	71-89
Jan. 20, 2001	No. 6	North Carolina	Tallahassee, FL	L	70-80
Feb. 4, 2001	No. 2	Duke	Durham, NC	L	58-100
Feb. 10, 2001	No. 19	Wake Forest	Tallahassee, FL	L	65-71
Feb. 14, 2001	No. 17	Maryland	College Park, MD	W	74-71
Feb. 17, 2001	No. 12	Virginia	Tallahassee, FL	L	66-69
Feb. 22, 2001	No. 2	North Carolina	Chapel Hill, NC	L	67-95

2001-02

Date	Ranking	Opponent	Site	W/L	Score
Nov. 16, 2001	No. 6	Florida	Gainesville, FL	L	47-68
Dec. 16, 2001	No. 19	Wake Forest	Winston-Salem, NC	L	72-93
Jan. 6, 2002	No. 1	Duke	Tallahassee, FL	W	77-76
Jan. 20, 2002	No. 10	Virginia	Charlottesville, VA	L	74-91
Jan. 26, 2002	No. 3	Maryland	College Park, MD	L	63-84
Feb. 2, 2002	No. 24	Wake Forest	Tallahassee, FL	L	80-89
Feb. 7, 2002	No. 1	Duke	Durham, NC	L	49-80
Feb. 20, 2002	No. 22	Virginia	Tallahassee, FL	W	66-59
Feb. 27, 2002	No. 2	Maryland	Tallahassee, FL	L	63-96
Mar. 8, 2002	No. 2	Maryland	Charlotte, NC	L	59-85

2002-03

Date	Ranking	Opponent	Site	W/L	Score
Dec. 6, 2002	No. 8	Florida	Tallahassee, FL	L	57-58
Dec. 22, 2002	No. 23	North Carolina	Tallahassee, FL	L	48-69
Jan. 11, 2003	No. 21	Maryland	College Park, MD	L	62-89
Jan. 26, 2003	No. 17	Wake Forest	Winston-Salem, NC	L	60-71
Feb. 2, 2003	No. 5	Duke	Tallahassee, FL	W	75-70
Feb. 12, 2003	No. 16	Maryland	Tallahassee, FL	L	72-74
Feb. 26, 2003	No. 12	Wake Forest	Tallahassee, FL	L	56-60
Mar. 6, 2003	No. 10	Duke	Durham, NC	L	56-72
Mar. 14, 2003	No. 9	Wake Forest	Greensboro, NC	L	61-69



ALL-TIME GAMES VS OPPONENTS IN THE AP POLL

2003-04

Date	Ranking	Opponent	Site	W/L	Score
Dec. 22, 2003	No. 16	Pittsburgh	Pittsburgh, PA	L	56-63
Dec. 28, 2003	No. 24	Maryland	Tallahassee, FL	W	79-75
Jan. 3, 2004	No. 12	Florida	Gainesville, FL	L	73-87
Jan. 22, 2004	No. 7	North Carolina	Tallahassee, FL	W (OT)	90-81
Jan. 25, 2004	No. 7	Wake Forest	Tallahassee, FL	W	75-70
Jan. 29, 2004	No. 1	Duke	Durham, NC	L	49-56
Feb. 3, 2004	No. 15	Georgia Tech	Tallahassee, FL	W	81-65
Feb. 10, 2004	No. 10	NC State	Raleigh, NC	L	59-75
Feb. 21, 2004	No. 16	North Carolina	Chapel Hill, NC	L	71-78
Feb. 25, 2004	No. 11	Wake Forest	Winston-Salem, NC	L (OT)	87-90
Feb. 29, 2004	No. 4	Duke	Tallahassee, FL	L	65-70
Mar. 6, 2004	No. 19	Georgia Tech	Atlanta, GA	L	60-63
Mar. 12, 2004	No. 17	NC State	Greensboro, NC	L	71-78

2004-05

Date	Ranking	Opponent	Site	W/L	Score
Dec. 19, 2004	No. 23	Maryland	College Park, MD	L (OT)	88-90
Jan. 18, 2005	No. 3	Wake Forest	Tallahassee, FL	W (OT)	91-83
Jan. 22, 2005	No. 4	Duke	Tallahassee, FL	L	56-88
Feb. 2, 2005	No. 25	Georgia Tech	Atlanta, GA	L	61-64
Feb. 6, 2005	No. 2	North Carolina	Tallahassee, FL	L	60-81
Feb. 12, 2005	No. 6	Wake Forest	Winston-Salem, NC	L	48-87
Mar. 3, 2005	No. 2	North Carolina	Chapel Hill, NC	L	76-91

2005-06

Date	Ranking	Opponent	Site	W/L	Score
Nov. 25, 2005	No. 14	Florida	Gainesville, FL	L	66-74
Jan. 14, 2006	No. 15	Boston College	Chestnut Hill, MA	L	87-90
Jan. 22, 2006	No. 24	North Carolina	Tallahassee, FL	L	80-81
Feb. 4, 2006	No. 2	Duke	Durham, NC	L (OT)	96-97
Mar. 1, 2006	No. 1	Duke	Tallahassee, FL	W	79-74

2006-07

Date	Ranking	Opponent	Site	W/L	Score
Nov. 24, 2006	No. 3	Pittsburgh	Pittsburgh, PA	L	66-88
Nov. 28, 2006	No. 12	Wisconsin	Madison, WI	L	66-81
Dec. 3, 2006	No. 4	Florida	Tallahassee, FL	W	70-66
Jan. 3, 2007	No. 23	Clemson	Tallahassee, FL	L	66-68
Jan. 7, 2007	No. 2	North Carolina	Chapel Hill, NC	L	58-84
Jan. 17, 2007	No. 23	Virginia Tech	Tallahassee, FL	W	82-73
Feb. 4, 2007	No. 8	Duke	Durham, NC	W	68-67
Mar. 9, 2007	No. 8	North Carolina	Tampa, FL	L	58-73

2007-08

Date	Ranking	Opponent	Site	W/L	Score
Nov. 23, 2007	No. 25	Florida	Gainesville, FL	W	65-51
Dec. 15, 2007	No. 19	Butler	Indianapolis, IN	L	68-79
Jan. 12, 2008	No. 18	Clemson	Clemson, SC	L (2OT)	85-97
Jan. 16, 2008	No. 7	Duke	Tallahassee, FL	L	57-70
Feb. 3, 2008	No. 4	North Carolina	Tallahassee, FL	L (OT)	73-84
Mar. 4, 2008	No. 1	North Carolina	Chapel Hill, NC	L	77-90
Mar. 14, 2008	No. 1	North Carolina	Charlotte, NC	L	70-82

2008-09

Date	Ranking	Opponent	Site	W/L	Score
Dec. 7, 2009	No. 23	Florida	Tallahassee, FL	W	57-55
Dec. 21, 2009	No. 3	Pittsburgh	Tallahassee, FL	L	48-56
Jan. 10, 2009	No. 2	Duke	Tallahassee, FL	L	58-66
Jan. 28, 2009	No. 5	North Carolina	Tallahassee, FL	L	77-80
Feb. 7, 2009	No. 10	Clemson	Clemson, SC	W	65-61
Feb. 14, 2009	No. 7	Wake Forest	Winston-Salem, NC	L	63-86
Feb. 28, 2009	No. 17	Clemson	Tallahassee, FL	W	73-66
March 3, 2009	No. 7	Duke	Durham, NC	L	81-84
March 14, 2009	No. 1	North Carolina	Greensboro, NC	W	73-70
March 15, 2009	No. 7	Duke	Greensboro, NC	L	69-79

2009-10

Date	Ranking	Opponent	Site	W/L	Score
Dec. 2, 2009	No. 15	Ohio State	Columbus OH	L	64-77
Dec. 20, 2009	No. 11	Georgia Tech	Atlanta, GA	W (OT)	66-59
Jan. 24, 2010	No. 19	Georgia Tech	Tallahassee, FL	W	68-66
March 19, 2010	No. 22	Gonzaga	Buffalo, NY	L	60-67

2010-11

Date	Ranking	Opponent	Site	W/L	Score
Nov. 28, 2010	No. 10	Florida	Tallahassee, FL	L	51-55
Nov. 30, 2010	No. 2	Ohio State	Tallahassee, FL	L	44-58
Dec. 25, 2010	No. 15	Baylor	Honolulu, HI	W	68-61
Jan. 12, 2011	No. 1	Duke	Tallahassee, FL	W	66-61
March 2, 2011	No. 13	North Carolina	Tallahassee, FL	L	70-72
March 18, 2011	No. 24	Texas A&M	Chicago, IL	W	57-50
March 20, 2011	No. 5	Notre Dame	Chicago, IL	W	71-57

2011-12

Date	Ranking	Opponent	Site	W/L	Score
Nov. 26, 2011	No. 4	Connecticut	Nassau, Bahamas	L (OT)	76-78
Dec. 22, 2011	No. 11	Florida	Gainesville, FL	L	64-82
Jan. 14, 2012	No. 3	North Carolina	Tallahassee, FL	W	90-57
Jan. 21, 2012	No. 4	Duke	Durham, NC	W	76-73
Feb. 4, 2012	No. 16	Virginia	Tallahassee, FL	W	58-55
Feb. 23, 2012	No. 6	Duke	Tallahassee, FL	L	66-74
March 1, 2012	No. 24	Virginia	Charlottesville, VA	W	63-60
March 10, 2012	No. 6	Duke	Atlanta, GA	W	62-59
March 11, 2012	No. 4	North Carolina	Atlanta, GA	W	85-82

2012-13


Date	Ranking	Opponent	Site	W/L	Score
Nov. 21, 2012	No. 21	Minnesota	Tallahassee, FL	L	68-77
Dec. 5, 2012	No. 6	Florida	Tallahassee, FL	L	47-72
Jan. 27, 2013	No. 25	Miami (Fla.)	Coral Gables, FL	L	47-71
Feb. 2, 2013	No. 5	Duke	Tallahassee, FL	L	60-79
Feb. 13, 2013	No. 3	Miami (Fla.)	Tallahassee, FL	L	68-74

2013-14

Date	Ranking	Opponent	Site	W/L	Score
Nov. 21, 2013	No. 10	VCU	Bayamon, Puerto Rico	W	85-67
Nov. 22, 2013	No. 13	Michigan	Bayamon, Puerto Rico	L	80-82
Nov. 29, 2013	No. 13	Florida	Gainesville, FL	L	66-67
Dec. 21, 2013	No. 20	UMass	Sunrise, FL	W	60-55
Jan. 25, 2014	No. 18	Duke	Durham, NC	L	56-68
March 9, 2014	No. 7	Syracuse	Tallahassee, FL	L	58-74
March 14, 2014	No. 6	Virginia	Greensboro, NC	L	51-64

2014-15

Date	Ranking	Opponent	Site	W/L	Score
Dec. 23, 2014	No. 25	Notre Dame	Notre Dame, IN	L	63-83
Jan. 24, 2015	No. 15	North Carolina	Chapel Hill, NC	L	63-83
Feb. 2, 2015	No. 23	Miami (Fla.)	Tallahassee, FL	W	55-54
Feb. 9, 2015	No. 4	Duke	Tallahassee, FL	L	70-73
Feb. 22, 2015	No. 2	Virginia	Charlottesville, VA	L	41-51
Feb. 28, 2015	No. 17	Louisville	Tallahassee, FL	L	59-81
March 12, 2015	No. 3	Virginia	Greensboro, N.C.	L	44-58



Luke Loucks helped the Seminoles to victories over six nationally ranked teams including two in the ACC Tournament in leading the Seminoles to the ACC Championship in 2012.



COACHING HISTORY



DON LOUCKS
5-13
(1947-48)

Don Loucks, one of the most respected members of the Florida State athletic family, was the first coach of men's intercollegiate basketball at FSU. He guided the team to a 5-13 record during the 1947-48 season.

Loucks would go on to become a member of FSU's Hall of Fame after six decades with the University. The tennis courts at FSU are named in honor of Don Loucks.

Year		W	L	Pct.
1947-48	Don Loucks	5	13	.277



J.K. KENNEDY
236-208
(1948-66)

J.K. Kennedy was better known as "Bud" during his 18 years as head coach of the Florida State program. A warm and compassionate man, Kennedy led the Seminoles from a limited program to major college status. He compiled a record of 234-208 from 1948-49 to 1965-66. His finest single season came in 1954-55 when he coached the Tribe, led by future Hall of Famers Jimmy Oler and Ham Wernke, to a 22-4 record.

Year		W	L	Pct.
1948-49	J. K. "Bud" Kennedy	12	12	.500
1949-50	J. K. "Bud" Kennedy	15	10	.600
1950-51	J. K. "Bud" Kennedy	18	9	.667
1951-52	J. K. "Bud" Kennedy	5	20	.200
1952-53	J. K. "Bud" Kennedy	11	11	.500
1953-54	J. K. "Bud" Kennedy	13	7	.650
1954-55	J. K. "Bud" Kennedy	22	4	.846
1955-56	J. K. "Bud" Kennedy	16	9	.640
1956-57	J. K. "Bud" Kennedy	9	17	.346
1957-58	J. K. "Bud" Kennedy	9	16	.360
1958-59	J. K. "Bud" Kennedy	8	15	.347
1959-60	J. K. "Bud" Kennedy	10	15	.400
1960-61	J. K. "Bud" Kennedy	14	10	.583
1961-62	J. K. "Bud" Kennedy	15	8	.651
1962-63	J. K. "Bud" Kennedy	15	10	.600
1963-64	J. K. "Bud" Kennedy	11	14	.400
1964-65	J. K. "Bud" Kennedy	16	10	.615
1965-66	J. K. "Bud" Kennedy	15	11	.577
Total	18 seasons	234	208	.529



HUGH DURHAM
229-96
(1966-78)

Hugh Durham's tenure at Florida State included four 20-win seasons and saw the program play for the national championship in 1972. Durham led the Seminoles to a 229-96 record and his .705 winning percentage was among the nation's best. He took FSU to three NCAA Tournaments.

Durham also made an impact with the Florida State program as a player in the late 1950's. From 1956-59 he scored 1,381 points, an average of 18.9 per game. His name is still prominent in many FSU records lists.

Year		W	L	Pct.
1966-67	Hugh Durham	11	15	.423
1967-68	Hugh Durham	19	8	.704
1968-69	Hugh Durham	18	8	.692
1969-70	Hugh Durham	23	3	.885
1970-71	Hugh Durham	17	9	.654
1971-72	Hugh Durham	27	6	.818
1972-73	Hugh Durham	18	8	.692
1973-74	Hugh Durham	18	8	.692
1974-75	Hugh Durham	18	8	.692
1975-76	Hugh Durham	21	6	.778
1976-77	Hugh Durham	16	11	.593
1977-78	Hugh Durham	23	6	.793
Total	12 seasons	229	96	.705



JOE WILLIAMS
129-105
(1978-86)

Joe Williams took over as head coach of the Seminoles in 1978 after very successful stops at Jacksonville (1964-70) and Furman (1970-78). He led the FSU program for eight seasons and won 129 games while losing 105. He took Florida State to the NCAA Tournament in 1979-80 (1-1) and to the National Invitation Tournament in 1983-84 (1-1). The Seminoles had two 20-win seasons under his leadership.

Year		W	L	Pct.
1978-79	Joe Williams	19	10	.655
1979-80	Joe Williams	22	9	.710
1980-81	Joe Williams	17	11	.607
1981-82	Joe Williams	11	17	.392
1982-83	Joe Williams	14	14	.500
1983-84	Joe Williams	20	11	.645
1984-85	Joe Williams	14	16	.467
1985-86	Joe Williams	12	17	.414
Total	8 seasons	129	105	.551



PAT KENNEDY
202-131
(1986-1997)

Pat Kennedy is credited with leading the Florida State program back to national prominence. Kennedy registered a Metro Conference regular season and tournament championship before the school joined the ACC in 1991-92.

Kennedy led the Seminoles to five NCAA Tournament berths and two NIT appearances in his 11 years. FSU advanced to the Elite Eight of the 1993 NCAA Tournament, marking the second-best season in FSU history.

Florida State went 202-131 under Kennedy, posting a .607 winning percentage in his 11 seasons. Kennedy set a then-record for road wins and total ACC wins by a first-year coach with six and 11 respectively, in 1991-92.

Year		W	L	Pct.
1986-87	Pat Kennedy	19	11	.633
1987-88	Pat Kennedy	19	11	.633
1988-89	Pat Kennedy	22	8	.733
1989-90	Pat Kennedy	16	15	.516
1990-91	Pat Kennedy	21	11	.656
1991-92	Pat Kennedy	22	10	.687
1992-93	Pat Kennedy	25	10	.714
1993-94	Pat Kennedy	13	14	.481
1994-95	Pat Kennedy	12	15	.444
1995-96	Pat Kennedy	13	14	.481
1996-97	Pat Kennedy	20	12	.625
Total	11 seasons	202	131	.607



STEVE ROBINSON
64-86
(1997-2002)

Steve Robinson was named the sixth head coach in Florida State basketball history on July 1, 1997 and he made an immediate impact on the Seminole program. Robinson's first season at FSU saw the Tribe return to national prominence. Florida State went 18-14, earned an at-large bid to the NCAA Tournament and advanced to the tourney's second round. The Seminoles also reappeared in the Associated Press Top 25 with a peak at No. 13, finished as Preseason National Invitation Tournament runners-up and defeated defending national champion Arizona.

Year		W	L	Pct.
1997-98	Steve Robinson	18	14	.563
1998-99	Steve Robinson	13	17	.433
1999-00	Steve Robinson	12	17	.414
2000-01	Steve Robinson	9	21	.300
2001-02	Steve Robinson	12	17	.414
Total	5 seasons	64	86	.427



COACHING HISTORY



LEONARD HAMILTON
236-173* (.577)
(2002-Pr.)

Leonard Hamilton, the all-time winningest coach in school history, is in his 14th year as the head coach of the Seminoles. He became the Noles all-time leader in wins with 235 in a victory over Pittsburgh on March 7, 2015. He is already FSU's all-time leader in ACC regular season wins and in ACC Tournament play. Under Hamilton and since the start of the 2005-06 season, the Seminoles are the third winningest overall program in the ACC with 213 wins and is one of only three teams that has won at least 60 percent of its games. Florida State is one of only three teams in the ACC that has averaged at least 21 wins or more per season and is one of only three teams that has won at least 20 games in a season at least seven times in the last 10 years.

Under Hamilton, the Seminoles have won at least 20 games in seven of the 13 years and have advanced to the postseason in nine of his 13 seasons at Florida State. Hamilton has earned three National Coach of the Year awards, two Atlantic Coast Conference Coach of the Year awards, two Big East Coach of the Year awards, led his teams to seven NCAA Tournament appearances and 17 postseason appearances, to the 2012 ACC Championship (as the head coach at Florida State) and to the 1978 National Championship (as an assistant coach at Kentucky). He is the only person to earn Coach of the Year honors multiple times in both the ACC and the Big East. Hamilton led the Seminoles to the first ACC basketball championship in school history in 2012. In 2012, Hamilton led the Seminoles to their school record fourth consecutive NCAA Tournament appearance, to a school record tying 12-4 record in ACC play, to a third consecutive third place finish in the ACC standings, to two wins each over Duke and North Carolina (two of the top four winningest programs in college basketball history), to wins over an ACC-leading six nationally ranked teams and to victories over each of the four Tobacco Road teams.

Year		W	L	Pct.
2002-03	Leonard Hamilton	14	15	.483
2003-04	Leonard Hamilton	19	14	.576
2004-05	Leonard Hamilton	12	19	.387
2005-06	Leonard Hamilton	20	10	.667
2006-07	Leonard Hamilton	22	13	.629
2007-08	Leonard Hamilton	19	15	.559
2008-09	Leonard Hamilton	25	10	.714
2009-10	Leonard Hamilton	22	10	.688
2010-11	Leonard Hamilton	23	11	.678
2011-12	Leonard Hamilton	25	10	.714
2012-13	Leonard Hamilton	18	16	.529
2013-14	Leonard Hamilton	22	14	.611
2014-15	Leonard Hamilton	17	16	.515
Total	13 seasons	236	173	.577

*totals do not include 22 games forfeited in 2008-09 by the NCAA

OVERALL FLORIDA STATE COACHING RECORD

Years	W	L	Pct.
68	1099	812	.575


FSU ALL-TIME MEN'S BASKETBALL ASSISTANT COACHES

Baxter, Jim	1996-97
Benjamin, Lee	1953-57
Bolton, Bill	1970-74
Branscum, Cleve	1967-69
Carlson, Tom	1986-97
Carter, Tim	2006-07
Cautero, Vince	1988-92
Clendinen, Bill	1966-70
Cotten, Russell	1985-86
Crawford, Coleman	1997-02
Dewar, John	1963-64
Dotson, Bob	1978-80
Durham, Hugh	1959-66
Enfield, Andy	2006-11
Gay, Larry	1974-78
Gates, Dennis	2011-Pr.
Giles, Stephen	2000-02
Gilmore, Frank	1978-82
Hands, Lorenzo	1994-95
Hunt, Michael	1986-88
Jackson, Tony	1982-84

Jaskulski, Mike	2002-06
Joler, Jim	1956-59
Jones, John	1978-80
Jones, Stan	2002-Pr.
Juhlin, Tim	1998-00
Kelly, Lake	1963-64
Kennedy, Wally	1986-87
Lawson, Al	1971-74
Long, Mike	1953-59
Marsh, Donnie	1995-97
McHone, Morris	1970-78
Miles, Bobby	1984-85
Morgan, Rex	1980-86
Petriccione, Rich	1986-89
Platt, Jim	1997-00
Pons, Jackie	1982-86
Powers, Fred	1960-63
Powless, John	1959-60
Sheals, Tony	2002-06
Sodec, John	1976-78
Welsh, Tim	1986-88
Whitmer, Bob	1952-53
Wilkes, Rob	2000-02
Williams, Corey	2007-13
Williams, Steve	1980-86
Williamson, Kenny	1989-94
Wingate, Matt	1997-98
Charlton "CY" Young	2013-Pr.
Zimroth, David	1986-96




Don Loucks
1947-48



J.K. "Bud" Kennedy
1948-66




Hugh Durham
1966-78




Leonard Hamilton
2002-Present



Joe Williams
1978-86



Pat Kennedy
1986-97




Steve Robinson
1997-2002



BASKETBALL LETTERMAN CLUB

(Year indicates finish of season; i.e., 1996-97 is listed as 1997.)

- A**
 Abraham, Ansley 1974
 Adams, Arthur 1949
 Alabi, Solomon 2008, 09, 10
 Aldridge, Archie 1974
Allen, Brandon 2014, 15
 Allen, Herbert 1976
 Allen, Jerel 2006, 07
 Allen, Randy 1984, 85, 86, 87
 Amick, John 1972
 Anderson, Damous 1999, 00
 Anderson, David 2000, 01, 02
 Anderson, Kris 1977, 78, 79, 81
 Archer, Bill 1959
 Arnold, Granville 1983, 84
 Arnold, Rodney 1980, 81
 Arnold, Rodney 1980, 81
 Arrington, Delvon 1999, 00, 01, 02
 Artmeier, Richard 1953, 54, 55, 56
 Ashworth, Rufus 1960, 61, 62



Granville Arnold
1983, 84

- B**
 Baker, Terrell 1998, 99
 Barber, Pee Wee 1986, 87
 Barnes, Joey 1988, 89, 90



Terrell Baker
1998, 99

- Barrow, Tim 1968
 Bates, Don 1959
 Benjamin, Lee 1949, 50
 Benson, Rick 1952, 53, 54, 55
Berwick, Robbie 2015
 Biggs, Donald 1966
 Bloodworth, John 1966
Bojanovsky, Boris 2013, 14, 15
 Bolton, Jordan 2008
 Boltz, Daniel 1958, 59
Bookert, Devon 2013, 14, 15
 Boyd, Aubry 1988, 89, 90, 91
 Bozeman, James 1978, 79, 81
 Bracy, J. D. 2002
Brandon, Montay 2013, 14, 15
 Breeden, Casaan 2006, 07
 Brennan, John 1975
 Brodie, Mark 1975
 Brower, Geoff 1996, 97
 Brown, Murray 1977, 78, 79, 80
 Brownyard, Dave 1973, 74

- Bryant, Nick 1994
 Bulser, Larry 1964
 Burke, Dennis 1973, 74
 Burst, Thomas 1953, 54, 55
 Burt, John 1969, 70, 71
 Bush, Ken 1969
 Byrd, Carlton 1974, 75, 76, 77


- C**
 Cable, Randy 1968, 69, 70
 Calkin, Jim 1972
 Callier, Benson 2003, 04
 Campbell, Rick 1967
 Carroll, Derrick 1993, 95
 Carter, Tony 1985, 86, 87
 Cassell, Sam 1992, 93
 Casteel, Robert 1957, 58, 59, 60
 Chassee, Richard 1974, 75
 Chatman, Ed 1979
 Chaudron, Ralph 1948
 Chlebek, Matt 1998, 99, 00
 Choice, Raleigh 1986, 87
 Clyde, Benny 1973
Cofer, Phil 2015



Benny Clyde
1973

- Cole, Otis 1972, 73, 74
 Collins, James 1994, 95, 96, 97
 Collinsworth, Greg 1979, 80, 81
 Coogle, Faurest 1961, 62, 63
 Copeland, Chad 1990
 Cotton, Bill 1960, 61
 Cowens, Dave 1968, 69, 70
 Cox, Jerry 1978, 79, 80
 Crawford, Adrian 1999, 00, 01
 Cummings, Monte 2001, 02
 Cundy, Tom 1952, 53, 54, 55
 Curry, Avery 1995, 96


- D**
 Dale, Wally 1962, 63
 Danford, Richard 1966, 67, 68
 Davis, Harry 1975, 76, 77, 78
 Davis, Jack 1960, 61, 62
 Davis, LaRae 1986, 87
 Dawson, Tony 1988, 89
 Deas, Devonaire 1997, 98
 Deckle, Burt 1958



Tony Dawson
1988, 89

- Dellehan, Tom 1954
 DeMercy, Jordan 2008, 09
 DePathy, Bob 1968
 Dickson, Larry 1948, 49, 50, 51
 Dillard, Mickey 1977, 78, 80, 81
 Dillard, Steve 1981
 Dixon, Antwan 1999, 00, 01, 02
 Dixon, Nigel 2000, 01, 02
 Dobard, Rodney 1990, 91, 92, 93
 Donald, Ray 1992
 Douglas, Toney 2007, 08, 09
 Doyle, Kenneth 1966, 67, 68
 Durham, Hugh 1957, 58, 59
 Dulkys, Deividias 2009, 10, 11, 12

- E**
 Echefu, Uche 2006, 07, 08, 09
 Edminston, George 1950
 Edney, Tim 1960, 61, 62
 Edwards, Douglas 1991, 92, 93
 Ek, Bob 1962, 63, 64
 Elzy, Vernell 1970, 71
 Engstrom, Ben 2005



Vernell Elzy
1970, 71


- F**
 Fairchild, Charles 1965, 66
 Farrar, Joe 1984, 85
 Fedor, Dave 1960, 61, 62
 Fedor, Jon 1988
 Fells, Orenn 2003



Dave Fedor
1960, 61, 62

- Fischer, Louis 1950, 51, 52
 Fitchett, Jerome 1985, 86, 87, 88
 Freudenstein, Roger 1960
 Fryer, Artie 1972


- G**
 Galloway, Todd 2003, 04, 05, 06
 Garcia, Thomas 1956, 57, 58
 Garrett, Rowland 1970, 71, 72
 Gay, Larry 1971, 72, 73
 Gibson, Xavier 2009, 10, 11, 12
 Gies, Jan 1968, 69, 70
 Gilbert, Mark 1975
 Gilchrist, Robert 2013, 14
 Gilmore, Oren 1981, 82
 Gipson, Alton Lee 1984, 85



Rowland Garrett
1970, 71, 72

- Giswold, Bill 1963
 Glenn, Bill 1966, 67
 Glover, Roy 1970
 Gonzalez, Pete 1963, 64, 65
 Gordon, Duane 1952, 53, 54
 Gordon, Emanuel 2004
 Grabuloff, David 1994
 Grady, Greg 1973, 74, 75, 76
 Graham, Chuck 1990, 91, 92, 94
 Greer, LaMarr 1995, 96, 97, 98
 Gregory, Stu 1956, 57, 58
 Griffin, Antonio 2005
 Gruhl, Stephen 1992
 Guckenberger, Buzz 1955, 59

- H**
 Hale, Ron 1997, 98, 99, 00
 Hands, Lorenzo 1989, 90, 91, 93
 Harris, Eugene 1974, 75, 76, 77
 Harris, Ron 1970, 71, 72
 Harrisson, John 1974, 75
 Hartman, Bob 1951
 Harvey, Trevor 2002, 03
 Haynes, Marvin 1980
 Haywood, Marcell 2001, 02, 03
 Hewitt, Ted 1950
 Hilaman, Sheldon 1948
 Hoff, Brian 2006, 07, 08, 09
 Hogan, Jeff 1967, 68, 69
 Hopkins, Joell 2014
 Hugel, Cal 1963
 Hunter, Tat 1986, 87, 88, 89




Jeff Hogan
1967, 68, 69

- J**
 Jackson, Randall 1996, 97, 98
 Jackson, Tony 1977, 78, 79, 80
 Jacoby, Leroy 1956, 57, 58
 James, Bernard 2011, 12
 Johnson, Alexander 2004, 05, 06
 Johnson, Brad 1988
 Johnson, Michael 1982, 83, 84
 Johnson, Nate 2003, 04
 Johnson, Otis 1973
 Joiner, Michael 2001, 02, 03, 04
 Jordan, Pierre 2009, 10, 11



BASKETBALL LETTERMAN CLUB


(Year indicates finish of season; i.e., 1996-97 is listed as 1997.)



Nate Johnson
2003, 04

- K**
 Karasek, Tony..... 1986, 87
 Kendall, Dick..... 1949, 50
 Kerner, Jonathon..... 1993, 94
 Kimrey, Lannie..... 1969
 King, Ron..... 1971, 72, 73
 Kitchen, Derwin..... 2009, 10
 Klay, Dale..... 1968, 69, 70
 Kratzert, Bill..... 1948
 Krefl, Jon..... 2011, 12
 Krieg, Adam..... 2002
 Kuhl, Donnie..... 1977, 78, 79, 81
 Kundid, Michael..... 1976

- L**
 Lanigan, Robert..... 1947
 Leakey, Ken..... 1964, 65, 66
 Leitch, Colin..... 1966
 Liteky, Jim..... 1958, 59
 Long, Charlie..... 1961, 62, 63
 Loucks, Donald..... 1948
 Loucks, Luke..... 2009, 10, 11, 12
 Louis, Corey..... 1995, 96, 97, 98




Luke Loucks
2009, 10, 11, 12

- Lovell, Bobby..... 1963, 64, 65
 Lowery, Ryan..... 2001, 02
 Luchman, Kirk..... 1994, 95, 96, 97
 Lyttle, Jim..... 1966

- M**
 Mabry, Thomas..... 1985, 86
 Macklin, Kenneth..... 1969, 70
 Macomber, Dave..... 1969, 70, 71
 Mahoney, Darryl..... 1956
 Malmen, Ronald..... 1965, 66
 Mann, Hank..... 1975, 78, 79
 Marsee, Bud..... 1950, 51
 Martello, Vince..... 1983, 84
 Martin, Terry..... 1985
 Matchett, Scott..... 1981
 Mateer, Craig..... 1986, 87
 Mathews, Mike..... 2001, 02, 03, 04
 Mathis, Emanuel..... 1999, 00
 Maxwell, Hosea..... 1948
 Mayes, Tharon..... 1988, 89, 90
 McCloud, George..... 1986, 87, 88, 89
 McComber, Darryl..... 1969, 70
 McCrary, Benjamin..... 1948

- McCray, Lawrence..... 1972, 73, 74
 McLaughlin, Tom..... 1949, 50, 51, 52
 Menacof, Nick..... 1959
 Miles, Blake..... 1989, 90
 Miles, Bobby..... 1982, 83, 84
 Miller, Ian..... 2011, 12, 13, 14
 Miller, Ron..... 1990, 91, 92
 Mims, Ralph..... 2005, 06, 07, 08
 Mitchell, Derrick..... 1988, 89
 Moran, Nate..... 2001, 02, 03
 Moreau, Joey..... 2010, 11, 12, 13
 Morison, Bruce..... 1965, 66
 Morrison, Ian..... 1967
 Mott, Justin..... 1999, 00
 Mulligan, Kyle..... 1995, 96, 97, 98
 Murphy, Brian..... 1965, 66, 67
 Murray, Pete..... 2001
 Myers, Derrick..... 1991
 Myrick, Maurice..... 1982, 83, 84, 85




Derrick Myers
1991

- N**
 Nemergut, Ron..... 1971
 Nettles, Ronald..... 1948, 49, 50, 51

- O**
 O'Donnell, Ben..... 2008
 Ojo, Michael..... 2013, 14, 2015
 Oler, Jim..... 1953, 54, 55, 56
 Osteen, Billy..... 1948

- P**
 Parker, William..... 1948
 Parks, Bobby..... 1978, 79, 80, 81
 Patton, Wayne..... 1955, 56
 Pavy, James..... 1948
 Peacock, William..... 1961, 64, 65, 66
 Pence, Robert..... 1949, 50, 52, 53
 Penny, Romone..... 2004
 Perkins, Zach..... 1973, 74, 75, 76
 Peterson, Jeff..... 2012
 Petty, Otto..... 1971, 72, 73




Tim Pickett
2003, 04

- Philips, William..... 1966
 Phillip, Raphael..... 1982, 83
 Pickett, Tim..... 2003, 04
 Pierre, Gibson..... 1999

- Polite, Michael..... 1988, 90, 91
 Portuondo, Rafael..... 2011, 12, 13

- Q**
 Quinn, Irv..... 1951, 52


- R**
Rathan-Mayes, Xavier..... 2015
 Reeves, Dale..... 1963
 Reid, Andre..... 1991, 92, 94, 95
 Reid, Ryan..... 2007, 08, 09
 Reynolds, Carl..... 1968, 69
 Rich, Jason..... 2005, 06, 07, 08



Jason Rich
2005, 06, 07, 08


- Richardson, Anthony..... 2002, 03, 04, 05
 Richardson, Jimtom..... 1953
 Richter, John..... 1959, 60
 Ricketts, Dale..... 1961, 62, 63
 Robinson, Maurice..... 1993, 94
 Rogers, Peter..... 1963, 64
 Rolle, Elvis..... 1980, 81
 Romero, Diego..... 2005, 06
 Ross, David..... 1967, 68
 Royals, Reggie..... 1971, 72, 73
 Rutledge, Andrew..... 2010, 11

- S**
 Salters, Jessie..... 1991
 Samuel, Greg..... 1971, 72
 Savage, Jim..... 1958, 59, 60
Saxton, Michael..... 2015
 Schull, Gary..... 1964, 65, 66
 Scott, Bud..... 1951
 Shabazz, Karim..... 1998
 Shaffer, David..... 1986
 Shaffer, Dean..... 1984, 85
 Shannon, Terrance..... 2010, 11, 12, 13
 Shepherd, Scott..... 1993, 94, 95, 96
 Shirley, Jerry..... 1963, 64, 65
 Simmons, James..... 1974, 75
 Simmons, Oliver..... 1998, 99, 00
 Singleton, Chris..... 2009, 10, 11
 Smalls, Wayne..... 1974, 75, 76, 77
 Smith, James..... 1976, 77, 78
Smith, Jarquez..... 2014, 2015
 Smith, Jerry..... 1960, 61



David Shaffer
1986

- Snaer, Michael..... 2010, 11, 12, 13
 Soto, Josue..... 2007
 Space, Antwan..... 2012
 Sparks, Gentry..... 1996
 Speights, David..... 1982, 83, 84, 85
 Stewart, Darrel..... 1966, 67, 68
 Stitt, Cyril..... 1973, 74, 75
 Strom, Larry..... 1957, 58
 Reeves, Steve..... 1967
 Sura, Bob..... 1992, 93, 94, 95
 Swain, Ray..... 1960, 61, 62
 Swann, Isaiah..... 2005, 06, 07, 08




Irving Thomas
1989, 90

- T**
 Thomas, Aaron..... 2013, 14
 Thomas, Irving..... 1989, 90
 Thompson, David..... 1976, 77, 78
 Thompson, Kerry..... 1997, 98
 Thompson, Ronald..... 1998, 99
 Thornton, Al..... 2004, 05, 06, 07
 Tinsley, Charlie..... 1959
 Tookes, Pernell..... 1979, 80, 81
 Towey, Jim..... 1974, 75, 76, 77
 Trammell, Jeffrey..... 1976
 Trobaugh, Dick..... 1950, 51
 Tucker, Rodney..... 2000
 Turpin, Kiel..... 2013, 2015
 Twomey, Fred..... 1955, 56, 57

- V**
 Vetica, Dave..... 1977
 Vaughn, Julian..... 2008

- W**
 Wafer, Von..... 2004, 05
 Waits, Robert..... 1957
 Walekowsky, Adam..... 2002, 03, 04, 05
 Wallace, Jim..... 1964
 Ward, Bob..... 1956, 57
 Ward, Charlie..... 1991, 92, 93, 94
 Warren, Larry..... 1974, 75, 76
Watkins, Dayshawn..... 2015



Charlie Ward
1991, 92, 93, 94

- Watson, Ronald..... 1982, 83, 84
 Weigle, Bill..... 1949, 50
 Wells, Byron..... 1989, 90, 92, 93
 Wernke, Ham..... 1952, 53, 54, 55
 Westhafer, Jerry..... 1952, 53, 54




LETTERMEN / AWARD WINNERS

(Year indicates finish of season; i.e., 1996-97 is listed as 1997.)

BASKETBALL LETTERMAN CLUB

W

Westhafer, Joe.....	1958
Whisnant, Terry.....	2012, 13
White, David.....	1988, 89, 90, 91
White, Marquez.....	2014
White, Okaro.....	2011, 12, 13, 14
Whitehead, Bud.....	1960



Skip Young
1969, 70, 71

Whitmer, Bob.....	1951, 52
Wiggins, Mitchell.....	1982, 83
Wightman, Will.....	2003
Wilkes, Scott.....	1982, 83
William, Tony.....	1982, 83, 84
Williams, Bob.....	1956, 57
Williams, Ernie.....	1948
Williams, Joseph.....	1957, 58, 59
Williams, Willie.....	1969, 70
Wilson, Andrew.....	2001, 04, 05, 06
Winter, Ross.....	1963, 64
Wold, Gary.....	1953, 54, 55, 56
Woodard, Wayne.....	1975
Wooden, Tim.....	1995, 96
Woodward, Fred.....	1959, 60
Wright, William.....	1972
Wursbach, Ed.....	1955, 56
Wyman, Jr., Orlando.....	1948, 49, 50, 51

Y


Yawn, AJ.....	2010, 11
Young, Ed.....	1980, 81
Young, Skip.....	1969, 70, 71

Z

Zitani, Matt.....	2006, 07, 08
-------------------	--------------



Mitchell Wiggins
1982, 83



Ed Young
1980, 81

FLORIDA STATE AWARD WINNERS

All-ACC Selections

1991-92	Sam Cassell (2nd Team)
	Douglas Edwards (2nd)
1992-93	Sam Cassell (2nd Team)
	Douglas Edwards (2nd)
	Bob Sura (2nd Team)
1993-94	Bob Sura (1st Team)
1994-95	James Collins (3rd Team)
	Bob Sura (2nd Team)
1995-96	James Collins (3rd Team)
1996-97	James Collins (2nd Team)
1998-99	Ron Hale (3rd Team)
1999-00	Damous Anderson (3rd)
	Ron Hale (3rd Team)
2001-02	Delvon Arrington (HM)
	Monte Cummings (HM)
2002-03	Tim Pickett (2nd Team)
2003-04	Tim Pickett (1st Team)
2005-06	Al Thornton (2nd Team)
	Alexander Johnson (HM)
2006-07	Al Thornton (1st Team)
2007-08	Toney Douglas (3rd Team)
2008-09	Toney Douglas (1st Team)
2009-10	Solomon Alabi (3rd Team)
	Chris Singleton (3rd Team)
2010-11	Chris Singleton (3rd Team)
2011-12	Michael Snaer (2nd Team)
	Bernard James (HM)
2012-13	Michael Snaer (3rd Team)
2013-14	Ian Miller (HM)*
	Aaron Thomas (HM)**
2014-15	Xavier Rathan-Mayes (HM) ***

ACC Defensive Player of the Year

2008-09	Toney Douglas
2009-10	Chris Singleton
2010-11	Chris Singleton (Coaches)

All-ACC Defensive Team

2003-04	Tim Pickett
2007-08	Toney Douglas
2008-09	Toney Douglas
	Solomon Alabi
2009-10	Solomon Alabi
	Chris Singleton

2010-11	Chris Singleton
2011-12	Michael Snaer
	Bernard James
2012-13	Michael Snaer
2013-14	Okaro White*

ACC All-Rookie Team

1994-95	Corey Louis
2000-01	Michael Joiner
2001-02	Anthony Richardson (HM)
2003-04	Alexander Johnson
2008-09	Solomon Alabi
2009-10	Michael Snaer
2014-15	Xavier Rathan-Mayes

ACC Tournament MVP

2011-12	Michael Snaer
---------	---------------

All-ACC Tournament

1991-92	Charlie Ward (2nd Team)
2008-09	Toney Douglas (1st Team)
	Solomon Alabi (2nd Team)
2011-12	Michael Snaer (1st Team)
	Luke Loucks (1st Team)
	Bernard James (2nd Team)

ACC Player of the Week

1991-92	Sam Cassell
1992-93	Sam Cassell
	Bob Sura
1993-94	Bob Sura
1994-95	Bob Sura
1996-97	James Collins (2)
1997-98	LaMarr Greer
1999-00	Damous Anderson
2001-02	Monte Cummings
2002-03	Tim Pickett
2003-04	Tim Pickett (2)
2005-06	Al Thornton (2)
2006-07	Al Thornton
2007-08	Toney Douglas
2008-09	Toney Douglas (2)
2010-11	Chris Singleton (2)
2011-12	Bernard James
	Deividus Dulkys

2011-12	Michael Snaer
2012-13	Michael Snaer
2013-14	Aaron Thomas

ACC Rookie of the Week

1991-92	Bob Sura (Three Times)
1992-93	Derrick Carroll
	Maurice Robinson
1993-94	James Collins
1994-95	Corey Louis
2000-01	Michael Joiner (3)
2001-02	Anthony Richardson
2002-03	Todd Galloway
2003-04	Von Wafer (2)
2008-09	Solomon Alabi (2)
	Chris Singleton
2009-10	Michael Snaer
2012-13	Aaron Thomas
2014-15	Xavier Rathan-Mayes (2)

ACC Coach of the Year

2008-09	Leonard Hamilton
2011-12	Leonard Hamilton

Anthony J. McKelvin Award - ACC Athlete of the Year

1993	Charlie Ward
1994	Charlie Ward

Metro Conference Player of the Year

1988-89	George McCloud
---------	----------------

Metro Conference Newcomer of the Year

1983-84	Alton Lee Gipson
---------	------------------

Metro Conference Coach of the Year

1977-78	Hugh Durham
---------	-------------

All-Metro Conference Selections

1976-77	David Thompson (2nd)
1977-78	Harry Davis (1st Team)

1977-78	Mickey Dillard (2nd Team)
1978-79	Murray Brown (1st Team)
	Tony Jackson (2nd Team)
1979-80	Murray Brown (1st Team)
	Mickey Dillard (1st Team)
1980-81	Mickey Dillard (2nd Team)
	Elvis Rolle (2nd Team)
1981-82	Mitchell Wiggins (1st Team)
1982-83	Mitchell Wiggins (1st Team)
1983-84	Alton Lee Gipson (1st)
1984-85	Randy Allen (2nd Team)
	Alton Lee Gipson (2nd)
1985-86	Randy Allen (2nd Team)
1986-87	Pee Wee Barber (1st Team)
1987-88	George McCloud (1st Team)
1988-89	George McCloud (1st Team)

All-Metro Conference Freshman Team

1981-82	David Speights
1983-84	Randy Allen
1987-88	Michael Polite
All-Metro Conference	

Metro Conference All-Tournament Team

1977-78	Eugene Harris
1978-79	Murray Brown
1979-80	Elvis Rolle
1983-84	Alton Lee Gipson
1984-85	Alton Lee Gipson
	Dean Shaffer
1985-86	Pee Wee Barber
1987-88	George McCloud
1988-89	George McCloud

Metro Conference Tournament Outstanding Player

1984-85	Dean Shaffer
---------	--------------

* Denotes ACC Coaches Selection

** Denotes ACSMA Selection

(Coaches All-ACC Team began in 2014)



FLORIDA STATE'S ALL-AMERICANS



DAVE COWENS

- ALL-AMERICA 1970
- 6-9, CENTER
- HOMETOWN: NEWPORT, KY.
- PLAYED: 1968-70

All-America Second-Team by Converse in 1970 ... considered to be the greatest player in school history ... averaged a career double-double of 18.9 points and 17.2 rebounds during his 78-game career as a member of the Florida State varsity team from 1968-70 ... led Florida State to its first-ever NCAA Tournament appearance during the 1968 season ... the Seminoles had a 19-8 record in 1968 ... owns most Seminole rebounding records including rebounds in a season (456 in 1968) and rebounds in a career (1,340) ... 31 rebounds against Louisiana State on Dec. 16, 1967 is the second-highest single-game total in school history ... 20 or more rebounds a school-record six times during his career ... is one of only two players in school history to have recorded more than 1,000 career rebounds ... eighth in school history with 582 career field goals made ... 10th in school history with 315 career free throws made ... was the fourth overall selection in the first round of the 1970 NBA Draft by Red Auerbach and the Boston Celtics ... averaged 17 points and 15 rebounds as a rookie and earned NBA Rookie of the Year honors ... in 1973, he was named the All-Star and league Most Valuable Player ... played in seven NBA all-star games during his career ... helped lead the Celtics to the NBA world championship in both 1974 and 1976 ... inducted into the NBA Hall of Fame in 1991 and soon after was named as one of the NBA's greatest 50 players ... as the head coach of the Charlotte Hornets in 1997 and 1998, he led them into the playoffs and won 60 percent of his games during those two seasons.



RON KING

- ALL-AMERICA 1972
- 6-4, FORWARD
- HOMETOWN: LOUISVILLE, KY.
- PLAYED: 1971-73


All-America Third-Team by The Sporting News in 1972 ... ranks 19th in school history in scoring with 1,252 points ... named Most Valuable Player of the Midwest Regional as he led Florida State to the 1972 National Championship game ... holds two of the school's top 12 single-season scoring marks ... 589 points in 1971 is the ninth highest single season total while 573 points in 1972 is the 13th highest ... scored 46 points against Georgia Southern on Feb. 11, 1971 ... made a single-game school-record 21 field goals in setting the school record for points in a single game ... is tied for fourth in school history with a 19.6 career points per game average ... is No. 5 on the Florida State career scoring average list with a 22.7 mark during the 1971 season ... led the Seminoles with a 22.7 points per game scoring average during the 1970-71 season ... led the team in scoring with a 17.9 points per game scoring average during the 1971-72 season ... also led the team from the free-throw line during his junior season with a 74.1 percent mark ... helped lead the Seminoles to the in-season tournament championships of the Civitan Classic, the Far West Classic and the Senior Bowl tournament during the 1971-72 season ... Florida State won a school-record 27 games in 1972 as they advanced to the NCAA Championship game and King earned All-America honors ... Florida State fell, 81-76, to John Wooden and UCLA at Pauley Pavilion in the 1972 NCAA Championship game ... was a fourth-round selection of the Golden State Warriors in 1973 and played for the Kentucky Colonels during the 1973-74 season.



AL THORNTON

- ALL-AMERICA 2007
- 6-8, FORWARD
- HOMETOWN: PERRY, GA.
- PLAYED: 2003-07

All-America Third-Team by the Associated Press ... an All-ACC First-Team selection and voted as the ACC Player of the Year runner-up ... enjoyed one of the top senior years in school and ACC history in 2006-07 ... first player in school history to earn mention on first, second or third team All-America teams by the Associated Press and first Seminole since the 1988-89 season to earn All-America honors of third-team or better ... unanimous selection to the All-ACC First-Team, only the third Seminole (Bob Sura in 1993-94, Tim Pickett in 2003-04) to be named to the All-ACC First-Team ... named to the All-ACC Tournament Second-Team and 2006 Colonial Classic All-Tournament team ... Most Valuable Player of the 2006 Colonial Classic ... finalist for the Wooden, Naismith and Rupp Awards as the nation's best collegiate player ... earned All-America honors from Sports Illustrated (Second-Team), Rivals.com (Second-Team) and CollegeHoops.net (Third-Team) ... set multiple career school records: ranked seventh with 1,521 points, third with a .438 career 3-point field goal percentage, sixth with 366 career free throws made, 12th with 546 career field goals made, 13th with 74 blocked shots, 17th with 641 rebounds, tied for 17th with 16 double/doubles, 20th with a .528 career field goal shooting percentage, 23rd with 103 career steals, 25th with 63 career 3-point field goals made and second with 124 games played ... only ACC player during the 2006-07 season to rank in the top 10 in scoring (first, 19.7 ppg), field goal percentage (fifth, .530), free throw percentage (seventh, .790), rebounding (eighth, 7.2 rpg), blocked shots (eighth, 1.1 bpg) and steals (10th, 1.5 spg).



TONEY DOUGLAS

- ALL-AMERICA 2009
- 6-2, GUARD
- HOMETOWN: JONESBORO, GA.
- PLAYED: 2007-09

All-America Third Team by the Associated Press and All-America Third Team by the Sporting News as he enjoyed one of the top seasons by any individual player at Florida State in the history of the program during the 2008-09 season ... All-America Third Team by CollegeHoops.net ... an All-ACC First Team selection, the ACC Defensive Player of the Year, the ACC Player of the Year runner-up, named to the All-ACC Tournament First Team and a two-time ACC Player of the Week as a senior as he led Florida State to the NCAA Tournament for the first time since 1998 and into the ACC Championship game for the first time in school history ... also an All-America First-Team selection by Rivals.com, named to the All-America Defensive Team by Fox Sports and an All-District First Team selection by the National Association of Basketball Coaches ... finalist for the Bob Cousy Award as the nation's top point guard ... the undisputed leader of Florida State's 2008-09 team ... Florida State finished his senior season with a 25-10 record (tied for the second most over wins in school history) and a 10-6 record in ACC play (the third most wins in ACC play in school history) ... under Douglas's leadership Florida State ranked No. 16 in the final Associated Press poll and No. 22 in the final ESPN/USA Today poll for the 2008-09 season ... marked the Seminoles' first appearance in the final AP and ESPN/USA Today polls since the end of the 1992-93 season ... with Douglas at the helm of Florida State's ship, the Seminoles were ranked as high as No. 16 in both polls during the regular season and were included in each of the final three polls of the regular season and in four polls during the season ... led the ACC in scoring with a career-high 21.5 points per game average and the top scorer in the league with a single-season school record 751 points in 2009 ... also led the ACC in conference games only scoring with a 23.1 points per game scoring average and 369 total points.

1953	Ham Wernke	Helms Foundation (NAIA)	1971	Ron King	Associated Press (HM)	1997	James Collins	Basketball Times (HM)
1954	Ham Wernke	Helms Foundation (NAIA)	1972	Ron King	Helms Foundation (First Team),	2001	Michael Joiner	College Hoops Insider (Freshman-HM)
1955	Ham Wernke	Helms Foundation (NAIA)			The Sporting News (Third Team)	2004	Alexander Johnson	Rivals.com (Freshman-HM)
	Jim Oler	Converse(HM)			Associated Press (HM)		Tim Pickett	Associated Press (HM)
1959	Hugh Durham	Helms Foundation (HM), UPI (HM)	1982	Mitchell Wiggins	Associated Press (HM)	2007	Al Thornton	Associated Press (Third Team)
1960	Dave Fedor	Helms Foundation (HM)	1983	Mitchell Wiggins	Associated Press (HM)	2009	Toney Douglas	Associated Press (Third Team)
1961	Dave Fedor	Helms Foundation (HM), Associated Press (HM), UPI (HM)	1984	Alton Lee Gipson	Associated Press (Third Team), NABC (Third Team)		Solomon Alabi	Hoopscoop.net
1962	Dave Fedor	UPI (HM)	1989	George McCloud	Associated Press (Third Team), NABC (Third Team)		Chris Singleton	(Freshman-HM)
1970	Dave Cowens	Converse (Second Team), The Sporting News (Second Team)	1994	Bob Sura	Associated Press (HM), The Sporting News (HM)			
			1995	Bob Sura	Associated Press (HM)			



ALL-TIME UNIFORM NUMBERS



Okaro White was the latest in a long line of Florida State greats to wear the number 10.

- 00**
 1985..... Jeff Davis
 1995-96 Tim Wooden
- 0**
 2009-11..... Pierre Jordan
 2015-Pr..... Phil Cofer
- 1**
 2001-04 Michael Joiner
 2009-12 Xavier Gibson
 2013-Pr..... Devon Bookert
- 2**
 1993..... Scoot Shepherd
 2003..... Marcell Haywood
 2004..... Emanuel Gordon
 2004-05 Antonio Griffin
 2008-10 Jordan DeMercy
 2011..... AJ Yawn
 2013..... Terrance Shannon
 2014..... Marquez White

- 3**
 1948..... Orlando Wyman
 1949..... Ted Hewitt
 1966-67 Don Biggs
 1968..... Ian Morrison
 1969-70 Randy Cable
 1971-72 Greg Samuel
 1973-74 David Brownyard
 1976..... Herbie Allen
 1981..... Steve Dillard
 1984-85 Joe Farrar
 1985..... Craig Mateer
 1992-95 Bob Sura
 1998-99 Karim Shabazz
 2001-02 J.D. Bracy
 2003..... Emanuel Gordon
 2004-08 Isaiah Swann
 2009-12 Luke Loucks
- 4**
 1949..... Ronald Nettles
 1964-66 Gary Schull
 1967..... Jim Geller

- 1985-86 Thomas Mabry
 1991-94 Chuck Graham
 1999-02 Antwan Dixon
 2003-06 Todd Galloway
 2009-12 Deividas Dulkys
 2015..... Dayshawn Watkins

- 5**
 1949..... Orlando Wyman
 1964-66 Bill Phillips
 1967..... Steve Summers
 1990-91 Malcolm Nicholas
 1993..... Ray Donald
 1994-96 Scott Shepherd
 1999-01 Adrian Crawford
 2002..... Adrian McPherson
 2007..... Josue Soto
 2008..... Ben O'Donnell
 2011-12 Bernard James
 2013..... Montay Brandon
 2014-15 Jarquez Smith

- 6**
 1948..... Jim Pavy
 1949..... Bob Pence

- 7**
 1949..... Lee Benjamin

- 9**
 1949..... Bill Falzone

- 10**
 1949..... Tom McLaughlin
 1952-55 Ham Wenke
 1966..... Jim Lytle
 1967-69 Jeff Hogan
 1970-72 Ron Harris
 1973-74 Dennis Burke
 1975..... Mark Gilbert
 1976-78 David Thompson
 1979-81 Rodney Arnold
 1990-91 Chad Copeland
 1992-93 Sam Cassell
 1999-02 Delvon Arrington
 2003-04 Nate Johnson
 2004-08 Ralph Mims
 2011-14 Okaro White

- 11**
 1948..... Sheldon Hillaman
 1949..... Calvin Collins
 1951..... Irv Quinn
 1953..... H.B. Marcum
 1954, 56 Dick Artmeier
 1960-62 Jack Davis
 1963-65 Pete Gonzalez
 1971-73 Otto Petty
 1974-77 Carlton Byrd
 1978-81 Bobby Parks
 1982-84 Ronnie Watson
 1988..... Derrick Mitchell
 1989..... Lorenzo Hands
 1989..... Derrick Mitchell
 1990-93 Lorenzo Hands
 1994..... Andre Cooper
 1995-96 Avery Curry
 2000-01 Rodney Tucker
 2005-07 Jerel Allen
 2013, 2015 Kiel Turpin

- 12**
 1950..... Bill Weigle
 1953..... Rick Benson
 1954..... Tom Burst
 1964-66 Jim Wallace
 1967-68 Dave Ross
 1969-70 Ken Macklin
 1971..... Charlie Green
 1972..... Jim Calkin

- 1973-75 Cyril Stitt
 1977..... Mike Kundid
 1978..... Jerry Cox
 1980-81 Ed Young
 1981..... Ed Young
 1987-90 Joey Barnes
 1991-94 Charlie Ward
 1997-98 Kerry Thompson
 1999-00 Matt Chlebek
 2001-02 Ryan Lowery
 2004-07 Al Thornton
 2012..... Jeff Peterson

- 13**
 1949..... Jim Pavy
 1951..... Bob Whitmer
 1953..... Gary Wold
 1955..... Bobby Waites
 1957-58 Larry Storm
 1961-63 Charlie Long
 1968-70 Dave Cowens
 1973-76 Greg Grady

- 14**
 1949..... George Folliard
 1953..... George Kallish
 1955..... Darryll Mahoney
 1964-66 Bill Peacock
 1967..... Lenny Hall
 1968..... Tom Porter
 1969-71 Skip Young
 1974..... Ken Austin
 1976-79 Hank Mann
 1982-83 Booney Crawford
 1985-87 LaRae Davis
 1988-89 Brad Johnson
 1996-98 Randall Jackson
 2013-14 Robert Gilchrist

- 15**
 1949..... Art Adams
 1950..... George Edmiston
 1955..... Rick Benson
 1962-64 Dale Reeves
 1968-69 Dale Kay
 1971..... Mike Rhaney
 1972..... John Amick
 1973..... Artie Fryer
 1974..... Ansley Abraham
 1975..... Mark Brodie
 1976..... Alvin Holder
 1982..... Cedrick Andrews
 1988-90 Blake Miles
 1994..... Nick Bryant
 1995-98 Kyle Mulligan
 1999-00 Damous Anderson
 2001..... Pete Murray
 2002-03 Trevor Harvey
 2006-07 Casaan Breeden
 2010-12 Terrance Shannon
 2013-Pr..... Boris Bojanovskiy

- 16**
 1949..... Bob McKay

- 17**
 1949..... Dick Kendall

- 20**
 1968..... Bob DePathy
 1970-71 Roy Glover
 1975..... Bob Chassee
 1977..... Dave Vetica
 1979-82 James Bozeman
 1986-87 Pee Wee Barber
 1988-91 Aubry Boyd
 1995-98 LaMarr Greer
 1999-00 Chris Hull
 2001-06 Andrew Wilson
 2011-13 Rafael Portuondo




ALL-TIME UNIFORM NUMBERS

21	
1955.....	Bob Williams
1958.....	Jim Liteky
1960-61.....	Bill Cotton
1962-64.....	Bobby Ek
1965-67.....	Dick Danford
1968-70.....	Carl Reynolds
1972-73.....	Larry Gay
1975.....	Ansley Abraham
1976.....	Mark Kabboord
1981-84.....	Scott Wilkes
1986-89.....	George McCloud
1991.....	Jesse Salters
1993-95.....	Derrick Carroll
1997-00.....	Ron Hale
2001-02.....	Nate Moran
2003-04.....	Benson Callier
2004-06.....	Jason Rich
2008.....	Julian Vaughn
2008-09.....	Brian Hoff
2010-13.....	Michael Snaer
22	
1953.....	Jim Oler
1955.....	Dick Artmeier
1968.....	Darrel Stewart
1969-71.....	John Burt
1972-74.....	Otis Cole
1975.....	Bruce Boyd
1977-81.....	Mickey Dillard
1982-83.....	Michell Wiggins
1986.....	David Shaffer
1987-89.....	Tharon Mayes
1991.....	Derrick Myers
1997-98.....	Devonaire Deas
2002-04.....	Tim Pickett
2005.....	Von Wafer
2009-11.....	Derwin Kitchen
2015-Pr.....	Xavier Rathan-Mayes
23	
1956.....	Jim Oler
1960-62.....	Rufus Ashworth
1963-64.....	Pete Rogers
1965-66.....	Ron Malmen
1968.....	Tim Barrow
1970-72.....	Rowland Garrett
1973-76.....	Zach Perkins
1977-80.....	Tony Jackson
1982-84.....	Tony William
1985-88.....	Jerome Fitchett
1989-92.....	Ron Miller
1994-97.....	James Collins
2001-02.....	Marcel Haywood
2004-05.....	Von Wafer
2007-09.....	Toney Douglas
24	
1976-78.....	Jim Smith
1979-81.....	Greg Collinsworth
1982-85.....	Maurice Myrick
1986.....	Craig Mateer
1988-89.....	Tony Dawson
1996-97.....	Gentry Sparks
1998-99.....	Terrell Baker
2003.....	Will Wightman
2004.....	Romone Penny
2005.....	Ben Engstrom
2008.....	Jordan Bolton
2010-11.....	Andrew Rutledge
2012.....	Antwan Space
2015-Pr.....	Robbie Berwick
25	
1951.....	Bob Hartman
1953.....	Tom Dellahan
1955.....	Wayne Patton
1957-59.....	Hugh Durham
1960-62.....	Tim Edney
1963-64.....	Ross Winter

1965-67.....	Brian Murphy
1970.....	Jim Gosnik
1971-73.....	Reggie Royals
1975.....	Jim Smith
1983-85.....	Granville Arnold
2004-06.....	Diego Romero
2007-08.....	Jason Rich
2013-15.....	Aaron Thomas
30	
1965-66.....	John Bloodworth
1967.....	Ian Morrison
1968.....	Lary Moore
1970-71.....	Dave Macomber
1972.....	Artie Fryer
1974-75.....	John Harrison
1979-80.....	Ed Chatman
1983-84.....	Vince Martello
1985.....	Terry Martin
1988-90.....	Irv Thomas
1994-96.....	Jay Nasworthy
1998-99.....	Gibson Pierre
2001-02.....	Monte Cummings
2003.....	Nate Moran
2004.....	Orenn Fells
2010-11.....	A.J. Yawn
2011-14.....	Ian Miller
31	
1961-63.....	Dale Ricketts
1974-75.....	James Simmons
1985-87.....	Tony Carter
1988-91.....	David White
1992.....	Ray Donald
1994.....	Stephen Gruhl
1997-99.....	Ronald Thompson
2005-08.....	Brian Hoff
2009-11.....	Chris Singleton
2012-13.....	Terry Whisnant
2015-Pr.....	Michael Saxton
32	
1955-56.....	Bob Ward
1965-66.....	Charles Fairchild
1967.....	Russ Forkey
1968.....	Dick Danford
1969-70.....	Willie Williams
1971.....	Larry Gay
1972.....	Bill Wright
1973.....	Benny Clyde
1974-78.....	Eugene Harris
1981.....	Scott Matchett
1981-84.....	Michael Johnson
1990-93.....	Doug Edwards
1994-97.....	Kirk Luchman
1999-00.....	Emanuel Mathis
2003.....	Orenn Fells
2004-06.....	Alexander Johnson
2008-10.....	Solomon Alabi
2014-Pr.....	Montay Brandon
33	
1950.....	Ted Hewitt
1951.....	Bud Marsee
1953.....	Dick Artmeier
1955.....	Ed Wursbach
1960-62.....	Ray Swain
1963-64.....	Cal Huge
1968-69.....	Jan Gies
1971-73.....	Ron King
1975-76.....	Mike Kundid
1977-81.....	Donnie Kuhl
1981-84.....	Bobby Miles
1989-92.....	Byron Wells
1996.....	Kelvin McClendon
2001-04.....	Mike Mathews
2007-08.....	Matt Zitani
2010-13.....	Joey Moreau

34	
1950-51.....	Tom McLaughlin
1953.....	Jimtom Richardson
1955.....	Tom Garcia
1966-67.....	Darrel Stewart
1968.....	Randy Cable
1974-77.....	Wayne Smalls
1978-80.....	Murray Brown
1986-89.....	Tat Hunter
1990-93.....	Rodney Dobar
1997.....	Tommy Polley
2000-02.....	Nigel Dixon
35	
1950.....	Dick Kendall
1951.....	Bud Scott
1953.....	Tom Burst
1955.....	Don Alford
1960-61.....	Jerry Smith
1963-65.....	Bobby Lovell
1970.....	Jan Gies
1975-76.....	Wayne Woodward
1979-80.....	Jerry Cox
1981-82.....	Oren Gilmore
2013-14.....	Joell Hopkins
40	
1974-76.....	Larry Warren
1984-87.....	Randy Allen
2014-Pr.....	Brandon Allen
41	
1961.....	Clyde Eads
1962-64.....	Wally Dale
1965-67.....	Bill Glenn
1995-98.....	Geoff Brower
2006-09.....	Uche Echefu

42	
1977-78.....	Harry Davis
1979-81.....	Elvis Rolle
1983.....	Reggie Meadows
1985-87.....	Raleigh Choice
1999-00.....	Justin Mott
2007-10.....	Ryan Reid
43	
1955.....	Fred Twomey
1960-62.....	Dave Fedor
1963-65.....	Jerry Shirley
1977-81.....	Kris Anderson
1985.....	David Schaffer
1987-88.....	Jon Fedor
1992-93.....	Stephen Gruhl
44	
1950-51.....	Ronald Nettles
1953.....	Duane Gordon
1955.....	Gary Wold
1968.....	Don Biggs
1970-71.....	Vernell Elizy
1972-74.....	Lawrence McCray
1976.....	Harry Davis
1982.....	Jeff Coleman
1984-85.....	Dean Shaffer
1991-95.....	Andre Reid
2002.....	Adam Krieg
45	
1950-51.....	Larry Dickson
1953.....	Jerry Westhafer
1961-63.....	Faurest Coogle
1964-66.....	Ken Leakey
1967.....	Rick Campbell
1988-91.....	Michael Polite
1993-94.....	Maurice Robinson
50	
1965-68.....	Ken Doyle
1968-69.....	Dave Macomber
1974.....	Archie Aldridge
1975.....	Harry Davis
1982-85.....	David Speights
1994.....	David Grabuloff
2000-02.....	David Anderson
2005-06.....	Matt Zitani
2011-12.....	Jon Kreft
2013-Pr.....	Michael Ojo
51	
1963.....	Bob Rose
1997-00.....	Oliver Simmons
2002-05.....	Adam Waleskowski
52	
1995-98.....	Corey Louis
53	
1963-64.....	Bob Gemming
54	
1973.....	Otis Johnson
1974.....	Bob Chassee
1977.....	Murray Brown
1979-81.....	Pernell Tookes
1984-85.....	Alton Lee Gipson
1985.....	Tony Karasek
1987-88.....	David McPhee
1993-94.....	Johnathan Kerner
2002-05.....	Anthony Richardson
55	
1950.....	Orlando Wyman
1963-64.....	Bill Giswold
1982-83.....	Raphael Philip
1986-87.....	Tony Karasek



Tat Hunter was one of the top rebounders in FSU history during his four-year Seminole career.



SEMINOLES IN THE PROS

ALL-TIME DRAFT SELECTIONS

- 1962 Dave Fedor
(3rd [25], Philadelphia)
- 1966 Gary Schull
(7th [66], Cincinnati)
- 1970 Dave Cowens
(1st [4], Boston)
(3rd, Utah) ABA
Willie Williams
(3rd [38], Boston)
Ken Macklin
(15th, New York) ABA
- 1971 Skip Young
(7th [111], Boston)
(14th, New York) ABA
Vernell Ellzy
(8th [132], Phoenix)
- 1972 Rowland Garrett
(5th [77], Chicago)
(7th, Memphis) ABA
- 1973 Ron King
(4th [62], Golden State)
(2nd [19], Kentucky) ABA
Reggie Royals
(5th [69], Philadelphia)
(5th [43], New York) ABA
- 1974 Benny Claude
(5th [89], Boston)
Lawrence McCray
(6th [100], New Orleans)
- 1978 Harry Davis
(2nd [33], Cleveland)
David Thompson
(5th [90], Buffalo)
- 1980 Murray Brown
(4th [77], Cleveland)
Tony Jackson
(4th [87], Los Angeles)
- 1981 Elvis Rolle
(2nd [42], Los Angeles)
Mickey Dillard
(3rd [55], Cleveland)
Kris Anderson
(4th [90], Milwaukee)
- 1983 Mitchell Wiggins
(1st [23], Indiana)
- 1984 Vince Martello
(7th [150], Atlanta)
Tony William
(7th [159], Milwaukee)
- 1985 Dean Shaffer
(5th [104], Washington)
Alton Lee Gipson
(7th [145], Sacramento)
- 1986 David Shaffer
(4th [83], Portland)
- 1987 Pee Wee Barber
(4th [86], Portland)

- 1988 Randy Allen
(Free Agent, Sacramento)
- 1989 George McCloud
(1st [7], Indiana)
- 1990 Tony Dawson
(Free Agent, Sacramento)
Irv Thomas
(Free Agent, Los Angeles)
Tharon Mayes
(Free Agent, Philadelphia)
- 1991 Doug Edwards
(1st [15], Atlanta)
Sam Cassell
(1st [24], Houston)
- 1994 Charlie Ward
(1st [26], New York)
- 1995 Bob Sura
(1st [17], Cleveland)
- 1997 James Collins
(2nd [37], Philadelphia)
Randell Jackson
(Free Agent, Washington)
- 2004 Tim Pickett
(2nd [44], New Orleans)
- 2005 Von Wafer
(2nd [39], Los Angeles Lakers)
Alexander Johnson
(2nd [43], Indianapolis)
- 2007 Al Thornton
(1st, [14], Los Angeles Clippers)
- 2009 Toney Douglas
(1st, [29], Los Angeles Lakers)
Solomon Alabi
(2nd [50], Dallas Mavericks)
Ryan Reid (2nd [57], Indiana Pacers)
- 2011 Chris Singleton (1st, [17]
Washington Wizards)
- 2012 Bernard James
(2nd, [33] Cleveland Cavaliers)

SEMINOLES AS PRO COACHES

Dave Cowens

- NBA Co-Rookie of the Year, 1970
- NBA Most Valuable Player, 1972
- NBA Basketball Hall of Fame
- NBA All-Time Team

Year	Team	Record	Postseason
1978-79	Boston	27-41	None
1996-97	Charlotte	54-28	East First Round
1997-98	Charlotte	51-31	East Semifinals
1998-99	Charlotte	4-11	None
2000-01	Golden State	17-65	None

Boston Totals	27-41	.397
Charlotte Totals	109-70	.609
Golden State Totals	17-65	.207
NBA Totals	153-176	.465

Solomon Alabi




Toney Douglas



Bernard James



Al Thornton



Von Wafer



Tim Pickett



Chris Singleton



George McCloud

FLORIDA STATE



0

PHIL COFER

FORWARD

6-8 • 218 • SOPHOMORE
ATLANTA, GA
WHITEWATER



1

DEVON BOOKERT

GUARD

6-2 • 193 • SENIOR
ANCHORAGE, AK.
WEST ANCHORAGE



3

BENJI BELL

GUARD

6-4 • 204 • JUNIOR
GAINESVILLE, FLA.
BLANCHE ELY



4

DWAYNE BACON

GUARD

6-6 • 221 • FR.
LAKELAND, FLA.
OAK HILL ACADEMY



5

MALIK BEASLEY

GUARD

6-5 • 196 • FR.
ALPHARETTA, GA.
SAINT FRANCIS SCHOOL



14

TERANCE MANN

GUARD/FORWARD

6-6 • 204 • FRESHMAN
LOWELL, MASS.
TILTON SCHOOL



15

BORIS BOJANOVSKY

CENTER

7-3 • 248 • SENIOR
BRATISLAVA, SLOVAK REPUBLIC
OAKLEY COLLEGE



21

CHRIS KOUMADJE

CENTER

7-4 • 233 • FRESHMAN
N'DJAMENA, CHAD
MONTVERDE (FLA.) ACADEMY



22

XAVIER RATHAN-MAYES

GUARD

6-4 • 208 • SOPHOMORE
SCARBOROUGH, ONTARIO, CAN.
HUNTINGTON (WV) PREP



23

JARQUEZ SMITH

FORWARD

6-9 • 236 • JUNIOR
HADDOCK, GA.
JONES COUNTY



24

ROBBIE BERWICK

GUARD

6-4 • 202 • SOPHOMORE
ATASCADERO, CALIF.
ATASCADERO



31

MICHAEL SAXTON

GUARD

6-5 • 213 • SENIOR
ORLANDO, FLA.
LAKE HIGHLAND PREP



32

MONTAY BRANDON

GUARD

6-8 • 229 • SENIOR
GREENSBORO, N.C.
WESLEYAN CHRISTIAN



40

BRANDON ALLEN

FORWARD

6-6 • 209 • JUNIOR
MILTON, FLA.
MILTON



50

MICHAEL OJO

CENTER

7-1 • 304 • SENIOR
LAGOS, NIGERIA
TENNESSEE TEMPLE HS

2015 - 16 BASKETBALL

FLORIDA STATE



NOV. 2	LYNN (EXH)	7 PM		Jan. 9	at Miami *	5 pm	ESPN2
NOV. 9	SOUTHEASTERN (EXH)	7 PM		Jan. 13	at NC State *	9 pm	TBD
NOV. 15	NICHOLLS STATE	3 PM	ESPN3	JAN. 17	VIRGINIA *	6:30 PM	ESPN
NOV. 17	JACKSONVILLE	9 PM	RSN	Jan. 20	at Louisville *	9 pm	ESPN
Nov. 20	vs. Hofstra \$	3:30 pm	CBS SN	JAN. 23	PITT *	4 PM	ACC
Nov. 21	vs. South Carolina \$	6:30 pm	CBS SN	Jan. 26	at Boston College *	7 pm	ESPN
Nov. 22	vs. DePaul \$	9 pm	CBS SN	JAN. 30	CLEMSON *	12 PM	RSN
Nov. 23	vs. TBD \$	TBD	TBD	FEB. 1	NC STATE *	9 PM	ESPN
Dec. 2	at Iowa !	9:15 pm	ESPN	Feb. 6	at Wake Forest *	12 pm	RSN
Dec. 6	vs. VCU ^	2 pm	ESPN	Feb. 11	at Syracuse *	7 pm	ESPN/ESPN2
DEC. 13	SOUTHEASTERN LOUISIANA	3 PM	ESPN3	FEB. 14	MIAMI *	6:30 PM	ESPN
DEC. 16	MISSISSIPPI STATE	9 PM	ESPN2	FEB. 17	GEORGIA TECH *	9 PM	ACC
Dec. 19	vs. Florida Atlantic #	TBD	FS FLA	Feb. 20	at Virginia Tech *	3 pm	ACC
DEC. 21	CHARLESTON SOUTHERN	2 PM	ESPN3	Feb. 25	at Duke *	7 pm	ESPN/ESPN2
Dec. 29	at Florida	7 pm	ESPN2	FEB. 27	NOTRE DAME *	TBD	ESPN/ESPN2
Jan. 2	at Clemson *	12 pm	RSN	MAR. 5	SYRACUSE *	TBD	ESPN/ESPN2
JAN. 4	NORTH CAROLINA *	7 PM	ESPN	Mar. 8-12	at ACC Tournament	TBD	TBD